

COVID-19: summary of cases and monitoring

Data through May 1, 2021 verified as of May 2, 2021 at 09:25 AM

Data in this report are provisional and subject to change.

Cases: people with positive PCR or antigen test result		Cases: people with positive PCR or antigen test result	
Total cases		Risk factors for Florida residents	
Florida residents	2,200,795	Traveled	17,602
Non-Florida residents	41,983	Contact with a known case	878,137
Type of testing		Traveled and contact with a known case	23,984
Florida residents	2,200,795	Neither	1,281,072
Positive by BPHL/CDC	80,463	No travel and no contact	265,400
Positive by commercial/hospital lab	2,120,332	Travel is unknown	722,913
PCR positive	1,756,729	Contact is unknown	488,022
Antigen positive	444,066	Contact is pending	458,676
Non-Florida residents	41,983	Travel can be unknown and contact can be unknown or pending for the same case, these numbers will sum to more than the "neither" total.	
Positive by BPHL/CDC	996		
Positive by commercial/hospital lab	40,987		
PCR positive	28,551		
Antigen positive	13,432		
Characteristics			
Florida residents hospitalized	90,823		
Florida resident deaths	35,268		
Non-Florida resident deaths	700		
Hospitalized counts include anyone who was hospitalized at some point during their illness. It does not reflect the number of people currently hospitalized.			
More information on deaths identified through death certificate data is available on the National Center for Health Statistics website at www.cdc.gov/nchs/nvss/vsrr/COVID19/index.htm .			

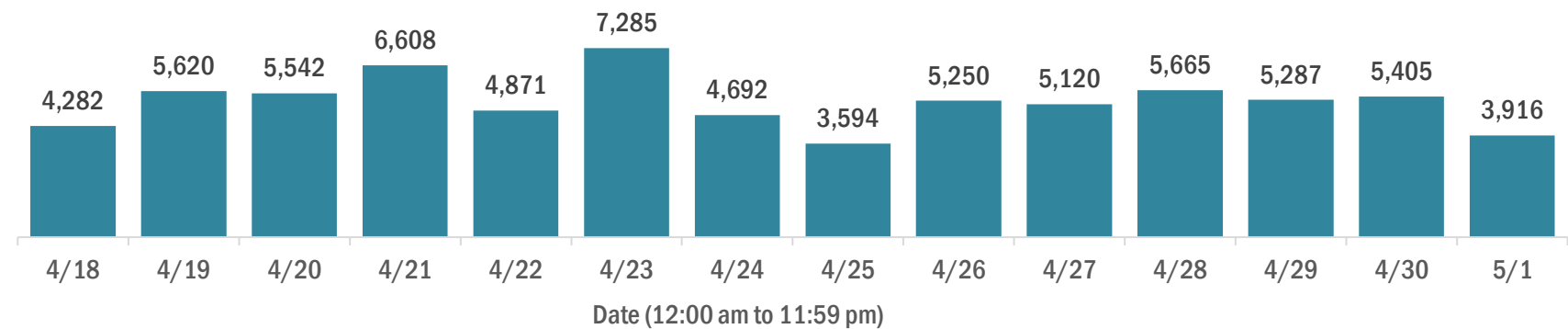
COVID-19: summary of laboratory testing

Data through May 1, 2021 verified as of May 2, 2021 at 09:25 AM

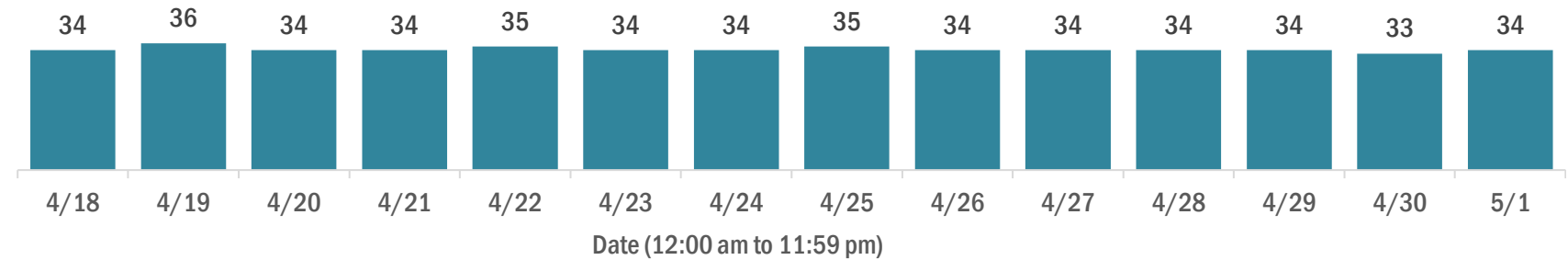
Data in this report are provisional and subject to change.

Cases in Florida residents per day for the past 2 weeks

Number of cases per day



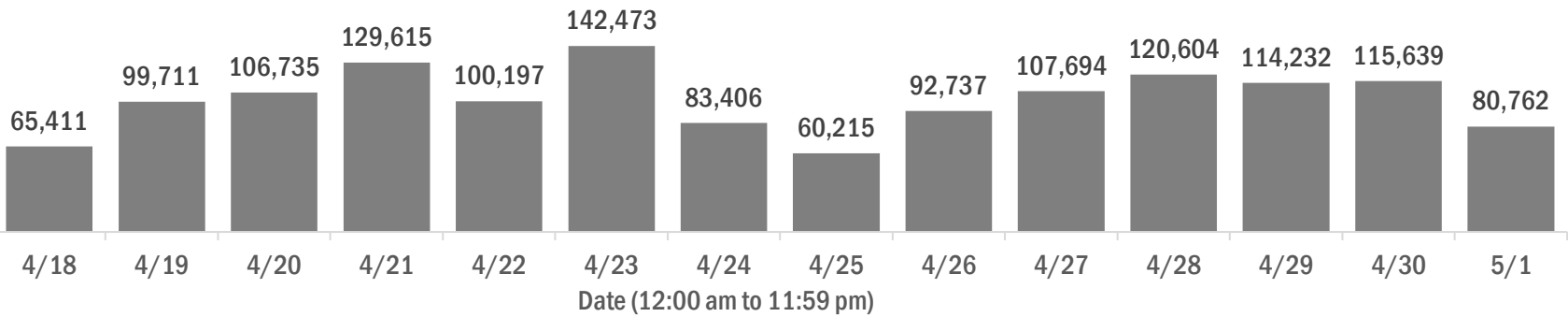
Median age of cases by day



Laboratory testing for Florida residents over the past 2 weeks

Number of Florida residents tested per day

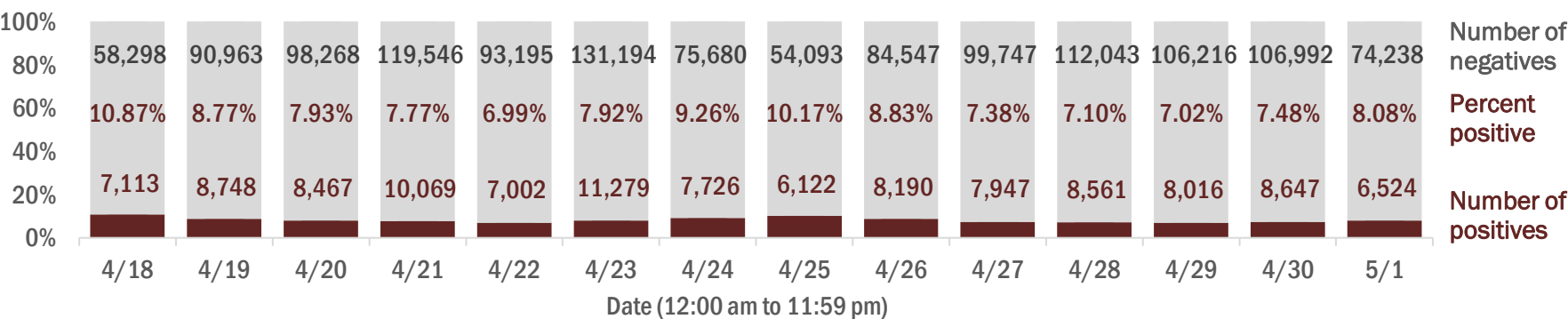
These counts include the number of people for whom the Department received PCR or antigen laboratory results by day. People tested on multiple days will be included for each day a new result was received. A person is only counted once for each day they are tested, regardless of whether multiple specimens are tested or multiple results are received.



Number and percent of Florida residents with positive test results

The percent of positive results ranged from 6.99% to 10.87% over the past 2 weeks and was 8.08% yesterday.

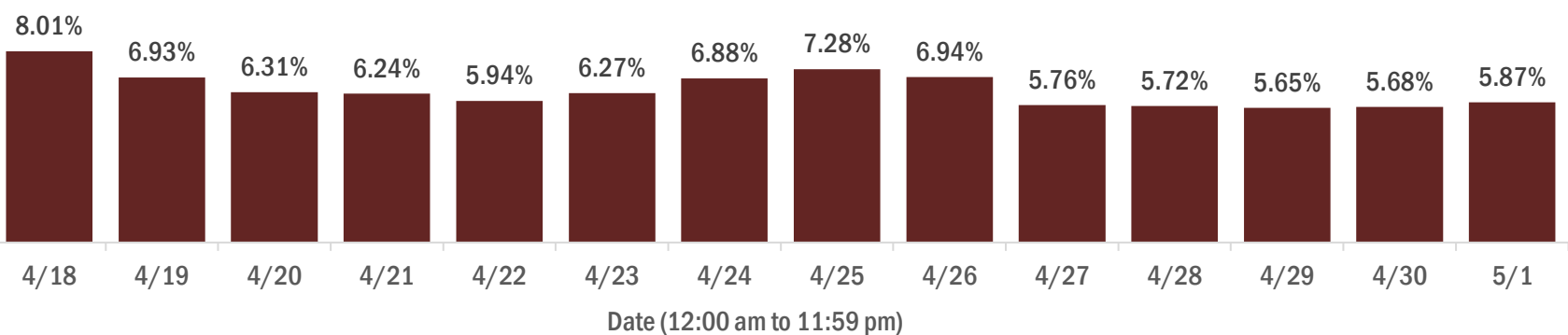
These counts include the number of people for whom the Department received PCR or antigen laboratory results by day. People tested on multiple days will be included for each day a new result was received. A person is only counted once for each day they are tested, regardless of whether multiple specimens are tested or multiple results are received. If a person has a positive specimen and a negative specimen in the same day, only the positive result is counted.



Percent positivity for new cases in Florida residents

The percent of positive results ranged from 5.65% to 8.01% over the past 2 weeks and was 5.87% yesterday.

This percent is the number of people who test PCR- or antigen-positive for the first time divided by all the people tested that day, excluding people who have previously tested positive.



COVID-19: characteristics of 2,200,795 Florida resident cases

Data through May 1, 2021 verified as of May 2, 2021 at 09:25 AM

Data in this report are provisional and subject to change.

Age group	Cases		Hospitalizations		Deaths	
0-4 years	46,721	2%	615	1%	1	0%
5-14 years	146,040	7%	608	1%	5	0%
15-24 years	343,949	16%	2,310	3%	46	0%
25-34 years	386,487	18%	4,502	5%	202	1%
35-44 years	343,556	16%	6,721	7%	558	2%
45-54 years	334,159	15%	10,410	11%	1,394	4%
55-64 years	285,953	13%	15,668	17%	3,903	11%
65-74 years	173,158	8%	18,825	21%	7,537	21%
75-84 years	95,001	4%	18,712	21%	10,669	30%
85+ years	44,153	2%	12,442	14%	10,953	31%
Unknown	1,618	0%	10	0%	0	0%
Total	2,200,795		90,823		35,268	

Gender	Cases	
Female	1,150,491	52%
Male	1,030,665	47%
Unknown	19,639	1%
Total	2,200,795	

Ethnicity	Cases		Hospitalizations		Deaths	
Hispanic	715,733	33%	23,130	25%	8,303	24%
Non-Hispanic	1,077,820	49%	63,561	70%	24,779	70%
Unknown	407,242	19%	4,132	5%	2,186	6%
Total	2,200,795		90,823		35,268	

Race and ethnicity	Cases		Hospitalizations		Deaths	
White	1,255,327	57%	59,665	66%	25,852	73%
Hispanic	476,611	22%	16,574	18%	6,645	19%
Non-Hispanic	688,820	31%	41,356	46%	18,106	51%
Unknown	89,896	4%	1,735	2%	1,101	3%
Black	290,815	13%	18,869	21%	5,665	16%
Hispanic	17,408	1%	809	1%	239	1%
Non-Hispanic	251,325	11%	17,690	19%	5,258	15%
Unknown	22,082	1%	370	0%	168	0%
Other race	342,844	16%	9,952	11%	2,777	8%
Hispanic	172,081	8%	5,258	6%	1,244	4%
Non-Hispanic	117,981	5%	4,243	5%	1,308	4%
Unknown	52,782	2%	451	0%	225	1%
Unknown race	311,809	14%	2,337	3%	974	3%
Hispanic	49,633	2%	489	1%	175	0%
Non-Hispanic	19,694	1%	272	0%	107	0%
Unknown	242,482	11%	1,576	2%	692	2%
Total	2,200,795		90,823		35,268	

Hospitalization counts include anyone who was hospitalized at some point during their illness. It does not reflect the number of people currently hospitalized. **Other race** includes any person with a race of American Indian/Alaskan native, Asian, native Hawaiian/Pacific Islander, or other.

COVID-19: deaths in Florida residents and staff of long-term care facilities

Data through May 1, 2021 verified as of May 2, 2021 at 09:25 AM

Data in this report are provisional and subject to change.

For current cases in residents or staff of long-term care facilities, please visit: <https://floridahealthcovid19.gov/>

CountyDeaths				CountyDeaths				CountyDeaths			
Palm Beach	1071	<div></div>	9%	Okaloosa	166	<div></div>	1%	Madison	20	<div></div>	0%
Dade	1018	<div></div>	9%	Hernando	161	<div></div>	1%	Calhoun	18	<div></div>	0%
Pinellas	899	<div></div>	8%	Osceola	141	<div></div>	1%	Gulf	17	<div></div>	0%
Broward	691	<div></div>	6%	Charlotte	138	<div></div>	1%	Flagler	16	<div></div>	0%
Hillsborough	585	<div></div>	5%	Indian River	124	<div></div>	1%	Wakulla	16	<div></div>	0%
Duval	444	<div></div>	4%	Clay	122	<div></div>	1%	Bradford	14	<div></div>	0%
Polk	434	<div></div>	4%	Leon	100	<div></div>	1%	Washington	13	<div></div>	0%
Brevard	409	<div></div>	4%	Highlands	96	<div></div>	1%	Baker	12	<div></div>	0%
Orange	405	<div></div>	4%	Bay	92	<div></div>	1%	Holmes	12	<div></div>	0%
Sarasota	399	<div></div>	4%	Jackson	87	<div></div>	1%	Jefferson	12	<div></div>	0%
Lee	345	<div></div>	3%	St. Johns	86	<div></div>	1%	Gadsden	10	<div></div>	0%
Marion	332	<div></div>	3%	Santa Rosa	82	<div></div>	1%	Lafayette	10	<div></div>	0%
Volusia	297	<div></div>	3%	Alachua	80	<div></div>	1%	Franklin	9	<div></div>	0%
Escambia	282	<div></div>	2%	Suwannee	60	<div></div>	1%	Levy	7	<div></div>	0%
St. Lucie	247	<div></div>	2%	Columbia	52	<div></div>	0%	Desoto	6	<div></div>	0%
Seminole	233	<div></div>	2%	Putnam	45	<div></div>	0%	Dixie	5	<div></div>	0%
Lake	230	<div></div>	2%	Sumter	44	<div></div>	0%	Monroe	5	<div></div>	0%
Pasco	226	<div></div>	2%	Nassau	34	<div></div>	0%	Taylor	3	<div></div>	0%
Collier	194	<div></div>	2%	Walton	30	<div></div>	0%	Hardee	2	<div></div>	0%
Manatee	193	<div></div>	2%	Hendry	29	<div></div>	0%	Hamilton	1	<div></div>	0%
Citrus	177	<div></div>	2%	Okeechobee	24	<div></div>	0%	Liberty	1	<div></div>	0%
Martin	174	<div></div>	2%	Gilchrist	21	<div></div>	0%	Total	11,308		

Note: cases are summarized by the county of usual residence. Residents and staff may be cases associated with facilities that are not in their county of usual residence, resulting in cases being included below for counties that do not have facilities with known cases.

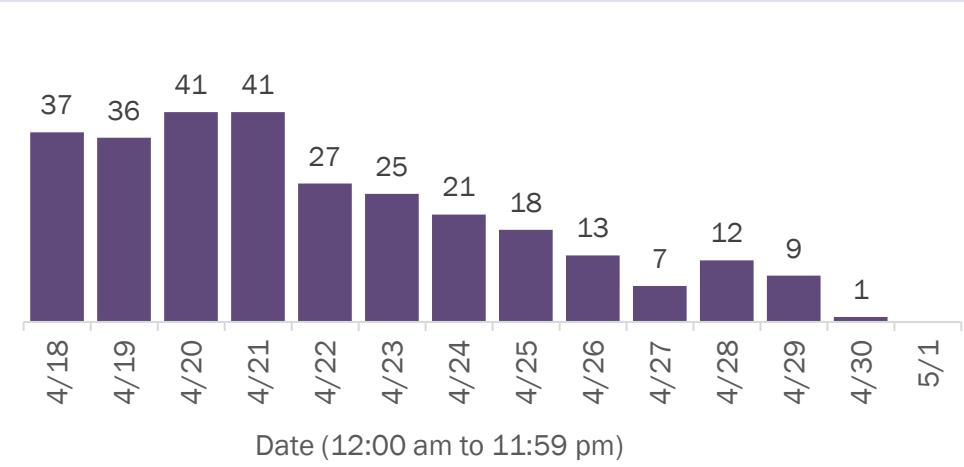
COVID-19: cases in Florida residents who have died

Data through May 1, 2021 verified as of May 2, 2021 at 09:25 AM

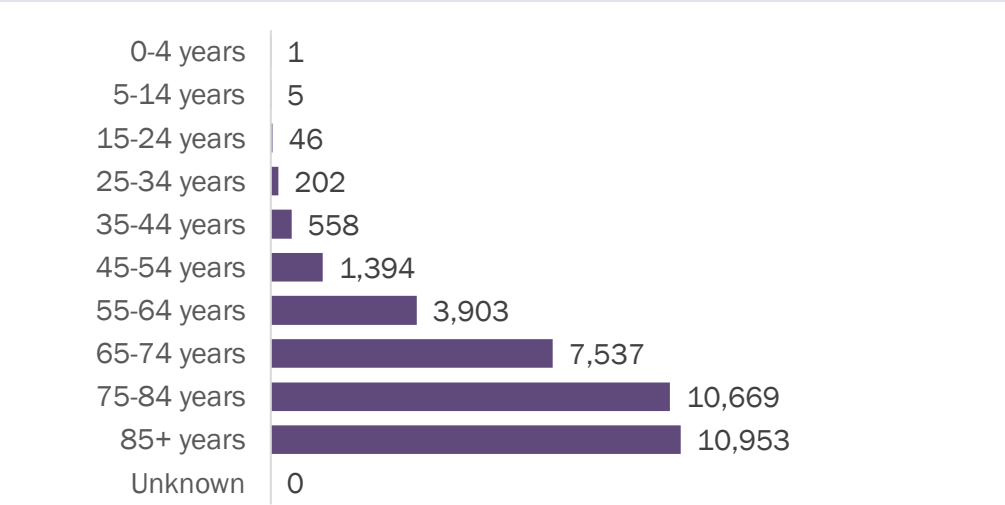
Data in this report are provisional and subject to change.

Demographics for all identified COVID-19 deaths: 35,268

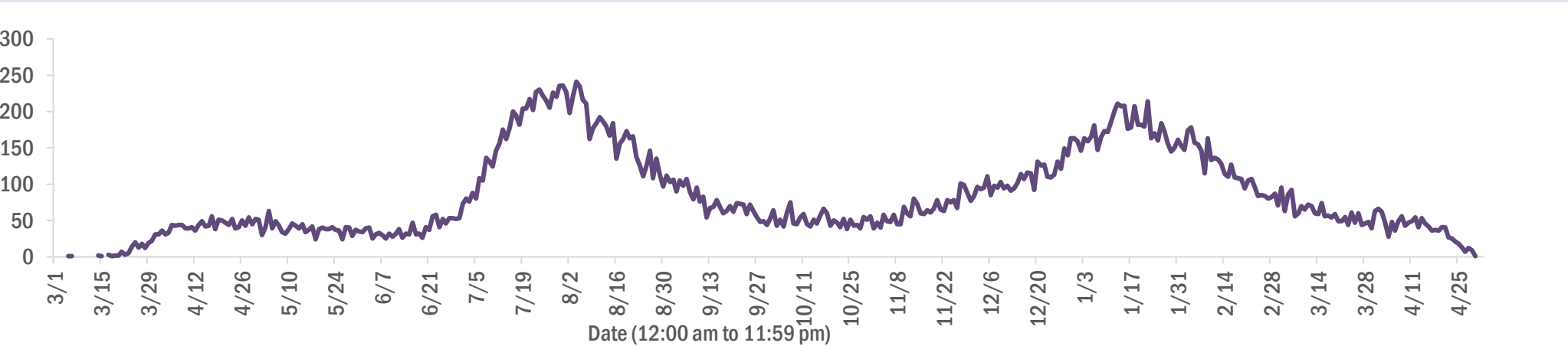
Deaths by date of death for the past 2 weeks



Deaths by age group



Deaths by date of death since March 2020



Age group	Deaths	Cases	Case fatality rate	Mortality rate per 100,000 population
0-4 years	1	46,721	0.0%	0.1
5-14 years	5	146,040	0.0%	0.2
15-24 years	46	343,949	0.0%	1.8
25-34 years	202	386,487	0.1%	7.1
35-44 years	558	343,556	0.2%	21.4
45-54 years	1,394	334,159	0.4%	50.0
55-64 years	3,903	285,953	1.4%	134.9
65-74 years	7,537	173,158	4.4%	310.6
75-84 years	10,669	95,001	11.2%	759.8
85+ years	10,953	44,153	24.8%	1896.5
Unknown	0	1,618	0.0%	
Total	35,268	2,200,795	1.6%	163.3

Race	Deaths	Cases	Case fatality rate	Mortality rate per 100,000 population
Other	2,777	342,844	0.8%	223.2
White	25,852	1,255,327	2.1%	154.8
Black	5,665	290,815	1.9%	154.9
Unknown	974	311,809	0.3%	
Total	35,268	2,200,795	1.6%	163.3

Gender	Deaths	Cases	Case fatality rate	Mortality rate per 100,000 population
Female	15,475	1,150,491	1.3%	140.2
Male	19,793	1,030,665	1.9%	187.5
Unknown	0	19,639	0.0%	
Total	35,268	2,200,795	1.6%	163.3

Ethnicity	Deaths	Cases	Case fatality rate	Mortality rate per 100,000 population
Hispanic	8,303	715,733	1.2%	146.2
Non-Hispanic	24,779	1,077,820	2.3%	155.6
Unknown	2,186	407,242	0.5%	
Total	35,268	2,200,795	1.6%	163.3

COVID-19: characteristics of 2,200,795 cases

Data through May 1, 2021 verified as of May 2, 2021 at 09:25 AM

Data in this report are provisional and subject to change.

Tables below include cases in Florida residents and non-Florida residents.

All 67 Florida counties have cases:

County	FL resident cases		Non-FL resident cases	Total cases	FL resident deaths	FL death rate
Dade	478,907	<div></div> 22%	6,393	485,300	6,182	1.3%
Broward	234,228	<div></div> 11%	2,839	237,067	2,904	1.2%
Palm Beach	141,122	<div></div> 6%	2,587	143,709	2,770	2.0%
Orange	134,829	<div></div> 6%	2,138	136,967	1,252	0.9%
Hillsborough	134,863	<div></div> 6%	1,151	136,014	1,713	1.3%
Duval	96,026	<div></div> 4%	1,593	97,619	1,398	1.5%
Pinellas	77,143	<div></div> 4%	1,929	79,072	1,609	2.1%
Lee	67,540	<div></div> 3%	2,297	69,837	959	1.4%
Polk	67,501	<div></div> 3%	478	67,979	1,310	1.9%
Osceola	43,518	<div></div> 2%	784	44,302	500	1.1%
Volusia	42,141	<div></div> 2%	763	42,904	792	1.9%
Brevard	40,402	<div></div> 2%	717	41,119	862	2.1%
Pasco	40,549	<div></div> 2%	346	40,895	743	1.8%
Manatee	37,424	<div></div> 2%	879	38,303	666	1.8%
Escambia	32,308	<div></div> 1%	3,676	35,984	679	2.1%
Collier	34,178	<div></div> 2%	1,347	35,525	528	1.5%
Seminole	33,577	<div></div> 2%	256	33,833	489	1.5%
Sarasota	30,972	<div></div> 1%	1,573	32,545	812	2.6%
Leon	30,780	<div></div> 1%	919	31,699	317	1.0%
Marion	30,753	<div></div> 1%	160	30,913	955	3.1%
Lake	28,914	<div></div> 1%	515	29,429	633	2.2%
St. Lucie	25,959	<div></div> 1%	194	26,153	626	2.4%
Alachua	24,402	<div></div> 1%	299	24,701	275	1.1%
St. Johns	22,154	<div></div> 1%	309	22,463	209	0.9%
Okaloosa	20,235	<div></div> 1%	227	20,462	361	1.8%
Bay	19,240	<div></div> 1%	800	20,040	386	2.0%
Clay	18,440	<div></div> 1%	52	18,492	340	1.8%
Santa Rosa	17,915	<div></div> 1%	248	18,163	285	1.6%
Hernando	13,707	<div></div> 1%	106	13,813	459	3.3%
Charlotte	12,560	<div></div> 1%	215	12,775	417	3.3%
Indian River	12,335	<div></div> 1%	110	12,445	299	2.4%
Martin	11,994	<div></div> 1%	235	12,229	320	2.7%
Citrus	10,924	<div></div> 0%	99	11,023	444	4.1%
Sumter	9,174	<div></div> 0%	107	9,281	275	3.0%
Highlands	8,375	<div></div> 0%	95	8,470	350	4.2%

County	FL resident cases		Non-FL resident cases	Total cases	FL resident deaths	FL death rate
Nassau	7,889	<div></div> 0%	443	8,332	124	1.6%
Columbia	8,052	<div></div> 0%	44	8,096	169	2.1%
Walton	6,885	<div></div> 0%	863	7,748	87	1.3%
Flagler	7,130	<div></div> 0%	100	7,230	111	1.6%
Monroe	6,527	<div></div> 0%	397	6,924	49	0.8%
Putnam	6,427	<div></div> 0%	22	6,449	145	2.3%
Jackson	6,111	<div></div> 0%	68	6,179	156	2.6%
Gadsden	5,635	<div></div> 0%	17	5,652	94	1.7%
Suwannee	5,294	<div></div> 0%	29	5,323	138	2.6%
Hendry	4,691	<div></div> 0%	17	4,708	82	1.7%
Desoto	4,280	<div></div> 0%	27	4,307	93	2.2%
Okeechobee	3,931	<div></div> 0%	54	3,985	88	2.2%
Baker	3,469	<div></div> 0%	18	3,487	60	1.7%
Wakulla	3,405	<div></div> 0%	14	3,419	55	1.6%
Levy	3,403	<div></div> 0%	9	3,412	54	1.6%
Unknown	199	<div></div> 0%	3,194	3,393	0	0.0%
Hardee	3,107	<div></div> 0%	15	3,122	43	1.4%
Bradford	2,991	<div></div> 0%	13	3,004	56	1.9%
Washington	2,703	<div></div> 0%	21	2,724	51	1.9%
Taylor	2,716	<div></div> 0%	5	2,721	46	1.7%
Holmes	2,209	<div></div> 0%	33	2,242	49	2.2%
Madison	2,026	<div></div> 0%	26	2,052	45	2.2%
Gulf	1,933	<div></div> 0%	23	1,956	42	2.2%
Union	1,817	<div></div> 0%	1	1,818	72	4.0%
Calhoun	1,685	<div></div> 0%	3	1,688	43	2.6%
Hamilton	1,605	<div></div> 0%	20	1,625	25	1.6%
Lafayette	1,616	<div></div> 0%	0	1,616	26	1.6%
Dixie	1,603	<div></div> 0%	3	1,606	24	1.5%
Gilchrist	1,600	<div></div> 0%	5	1,605	43	2.7%
Jefferson	1,466	<div></div> 0%	24	1,490	27	1.8%
Franklin	1,281	<div></div> 0%	34	1,315	17	1.3%
Liberty	1,072	<div></div> 0%	1	1,073	16	1.5%
Glades	948	<div></div> 0%	4	952	19	2.0%
Total	2,200,795		41,983	2,242,778	35,268	1.6%

COVID-19: characteristics of 2,200,795 Florida resident cases

Data through May 1, 2021 verified as of May 2, 2021 at 09:25 AM

Data in this report are provisional and subject to change.

The table below includes the cities and counties of residence for cases in Florida residents based on the patient's ZIP Code. Note that city is not always received as part of the initial notification and may be missing while the case is being investigated.

City and county	Cases
Miami, Dade	277,793
Orlando, Orange	100,115
Jacksonville, Duval	90,271
Tampa, Hillsborough	78,398
Hialeah, Dade	67,027
Fort Lauderdale, Broward	49,657
Hollywood, Broward	44,395
West Palm Beach, Palm Beach	34,458
Kissimmee, Osceola	33,463
Tallahassee, Leon	29,737
Homestead, Dade	29,326
Naples, Collier	28,903
Saint Petersburg, Pinellas	28,112
Pensacola, Escambia	26,953
Fort Myers, Lee	26,014
Bradenton, Manatee	24,369
Boca Raton, Palm Beach	24,126
Lakeland, Polk	23,328
Ocala, Marion	22,595
Pompano Beach, Broward	22,056
Gainesville, Alachua	19,407
Sarasota, Sarasota	19,117
Cape Coral, Lee	17,473
Port Saint Lucie, St. Lucie	17,301
Lake Worth, Palm Beach	16,950
Miami Beach, Dade	15,878
Miramar, Broward	15,254
Clearwater, Pinellas	15,180
Coral Springs, Broward	13,939
Boynton Beach, Palm Beach	13,708
Doral, Dade	13,610
Miami Gardens, Dade	12,894
Panama City, Bay	12,191
Saint Augustine, St. Johns	11,865
Melbourne, Brevard	11,513
Winter Haven, Polk	11,331
Lehigh Acres, Lee	11,090
Delray Beach, Palm Beach	10,521
Davie, Broward	10,461
Riverview, Hillsborough	10,428
Palm Bay, Brevard	9,510
Vero Beach, Indian River	9,498
New Port Richey, Pasco	9,370
Sunrise, Broward	9,181
Saint Cloud, Osceola	8,731
Milton, Santa Rosa	8,669
Fort Pierce, St. Lucie	8,484
Largo, Pinellas	8,401
Coral Gables, Dade	8,400
Daytona Beach, Volusia	8,350
Apopka, Orange	8,270
Spring Hill, Hernando	8,247
Plantation, Broward	8,241
North Miami Beach, Dade	8,065
Davenport, Polk	7,982
Clermont, Lake	7,882
Brandon, Hillsborough	7,827
Sanford, Seminole	7,566
Orange Park, Clay	7,483

COVID-19: characteristics of 2,200,795 Florida resident cases

Data through May 1, 2021 verified as of May 2, 2021 at 09:25 AM

Data in this report are provisional and subject to change.

The table below includes the cities and counties of residence for cases in Florida residents based on the patient's ZIP Code. Note that city is not always received as part of the initial notification and may be missing while the case is being investigated.

City and county	Cases
Deltona, Volusia	7,468
Lake City, Columbia	7,314
Weston, Broward	7,311
Jupiter, Palm Beach	7,301
Plant City, Hillsborough	7,285
Deerfield Beach, Broward	6,837
Winter Garden, Orange	6,585
Tamarac, Broward	6,313
Port Charlotte, Charlotte	6,137
Wesley Chapel, Pasco	6,016
Palm Coast, Flagler	6,006
Coconut Creek, Broward	5,939
Margate, Broward	5,807
Stuart, Martin	5,712
Land O Lakes, Pasco	5,674
Palm Beach Gardens, Palm Beach	5,635
Fort Walton Beach, Okaloosa	5,589
Deland, Volusia	5,572
Wellington, Palm Beach	5,450
Oviedo, Seminole	5,442
Palm Harbor, Pinellas	5,427
Winter Park, Orange	5,417
Crestview, Okaloosa	5,388
Palmetto, Manatee	5,365
Altamonte Springs, Seminole	5,074
Lutz, Hillsborough	5,063
Port Orange, Volusia	4,936
Opa Locka, Dade	4,828
Valrico, Hillsborough	4,820
Haines City, Polk	4,774
North Port, Sarasota	4,723
Miami Lakes, Dade	4,709
Brooksville, Hernando	4,682
Venice, Sarasota	4,657
Pembroke Pines, Broward	4,630
Middleburg, Clay	4,588
Hallandale, Broward	4,580
Sebring, Highlands	4,527
Punta Gorda, Charlotte	4,514
Leesburg, Lake	4,410
Ocoee, Orange	4,389
The Villages, Sumter	4,250
Zephyrhills, Pasco	4,239
Seminole, Pinellas	4,222
Ormond Beach, Volusia	4,198
Saint Johns, St. Johns	4,195
Arcadia, Desoto	4,167
Bonita Springs, Lee	4,133
Live Oak, Suwannee	4,099
Pinellas Park, Pinellas	4,023
Okeechobee, Okeechobee	3,917
North Lauderdale, Broward	3,889
Longwood, Seminole	3,874
North Miami, Dade	3,848
Ruskin, Hillsborough	3,811
Windermere, Orange	3,810
Cocoa, Brevard	3,759
Immokalee, Collier	3,754
Navarre, Santa Rosa	3,746

COVID-19: characteristics of 2,200,795 Florida resident cases

Data through May 1, 2021 verified as of May 2, 2021 at 09:25 AM

Data in this report are provisional and subject to change.

The table below includes the cities and counties of residence for cases in Florida residents based on the patient's ZIP Code. Note that city is not always received as part of the initial notification and may be missing while the case is being investigated.

City and county	Cases
Casselberry, Seminole	3,558
Port Richey, Pasco	3,383
Niceville, Okaloosa	3,359
Gulf Breeze, Santa Rosa	3,349
Titusville, Brevard	3,342
Hudson, Pasco	3,328
Lake Worth Beach, Palm Beach	3,298
Key West, Monroe	3,238
Cantonment, Escambia	3,221
Panama City Beach, Bay	3,193
Dade City, Pasco	3,186
North Fort Myers, Lee	3,173
Winter Springs, Seminole	3,171
Jacksonville Beach, Duval	3,142
Oakland Park, Broward	3,125
Bartow, Polk	3,111
Aventura, Dade	3,092
Lake Mary, Seminole	3,075
Crawfordville, Wakulla	3,058
New Smyrna Beach, Volusia	3,027
Kissimmee, Polk	3,025
Quincy, Gadsden	2,987
Auburndale, Polk	2,979
Palatka, Putnam	2,965
Lake Wales, Polk	2,914
Green Cove Springs, Clay	2,872
Merritt Island, Brevard	2,862
Tarpon Springs, Pinellas	2,818
Fernandina Beach, Nassau	2,813
Cutler Ridge, Dade	2,759
Ponte Vedra Beach, St. Johns	2,754
Parkland, Broward	2,744
Inverness, Citrus	2,620
Loxahatchee, Palm Beach	2,577
Eustis, Lake	2,573
Wimauma, Hillsborough	2,552
Cooper City, Broward	2,549
Perry, Taylor	2,546
Belle Glade, Palm Beach	2,541
Lynn Haven, Bay	2,521
Holiday, Pasco	2,511
Estero, Lee	2,490
Royal Palm Beach, Palm Beach	2,486
Dunedin, Pinellas	2,473
Marianna, Jackson	2,435
Clewiston, Hendry	2,427
Santa Rosa Beach, Walton	2,416
Fleming Island, Clay	2,411
Sarasota, Manatee	2,373
Key Biscayne, Dade	2,368
Parrish, Manatee	2,318
Rockledge, Brevard	2,315
Odessa, Hillsborough	2,272
Riviera Beach, Palm Beach	2,249
Seffner, Hillsborough	2,198
Defuniak Springs, Walton	2,169
Palm City, Martin	2,150
Mount Dora, Lake	2,148
Mulberry, Polk	2,146

COVID-19: characteristics of 2,200,795 Florida resident cases

Data through May 1, 2021 verified as of May 2, 2021 at 09:25 AM

Data in this report are provisional and subject to change.

The table below includes the cities and counties of residence for cases in Florida residents based on the patient's ZIP Code. Note that city is not always received as part of the initial notification and may be missing while the case is being investigated.

City and county	Cases
Avon Park, Highlands	2,141
Labelle, Hendry	2,107
Chipley, Washington	2,098
Destin, Okaloosa	2,084
Tavares, Lake	2,031
Starke, Bradford	2,028
Groveland, Lake	2,025
Lithia, Hillsborough	1,991
Orange City, Volusia	1,957
Pinecrest, Dade	1,952
Summerfield, Marion	1,920
Maitland, Orange	1,908
Yulee, Nassau	1,874
Wauchula, Hardee	1,839
Palmetto Bay, Dade	1,795
Sebastian, Indian River	1,775
Dania, Broward	1,719
Homosassa, Citrus	1,712
Callahan, Nassau	1,708
Lady Lake, Lake	1,708
Macclenny, Baker	1,700
Ponte Vedra, St. Johns	1,668
Edgewater, Volusia	1,641
Carol City, Dade	1,638
Crystal River, Citrus	1,624
Missing, Dade	1,614
Gibsonton, Hillsborough	1,608
Oldsmar, Pinellas	1,597
Mayo, Lafayette	1,584
Coconut Grove, Dade	1,578
Bonifay, Holmes	1,577
Lake Placid, Highlands	1,564
Dover, Hillsborough	1,562
Apollo Beach, Hillsborough	1,542
Hobe Sound, Martin	1,527
Florida City, Dade	1,514
Debary, Volusia	1,508
Crossings, Dade	1,491
Palm Springs, Palm Beach	1,479
Pace, Santa Rosa	1,473
Sun City Center, Hillsborough	1,457
Dunnellon, Marion	1,432
Atlantic Beach, Duval	1,426
Lake Butler, Union	1,408
Belleview, Marion	1,365
Lantana, Palm Beach	1,354
Madison, Madison	1,346
Monticello, Jefferson	1,343
North Palm Beach, Palm Beach	1,339
Biscayne Park, Dade	1,336
Alachua, Alachua	1,324
Indiantown, Martin	1,269
Safety Harbor, Pinellas	1,268
South Miami, Dade	1,257
Graceville, Jackson	1,246
Ellenton, Manatee	1,243
Williston, Levy	1,242
Jensen Beach, Martin	1,208
Lauderhill, Broward	1,203

COVID-19: characteristics of 2,200,795 Florida resident cases

Data through May 1, 2021 verified as of May 2, 2021 at 09:25 AM

Data in this report are provisional and subject to change.

The table below includes the cities and counties of residence for cases in Florida residents based on the patient's ZIP Code. Note that city is not always received as part of the initial notification and may be missing while the case is being investigated.

City and county	Cases
Lecanto, Citrus	1,201
Newberry, Alachua	1,190
Satellite Beach, Brevard	1,190
Century, Escambia	1,176
Beverly Hills, Citrus	1,147
Englewood, Charlotte	1,135
Havana, Gadsden	1,129
Hilliard, Nassau	1,115
El Portal, Dade	1,114
Freeport, Walton	1,097
Trenton, Gilchrist	1,096
Wildwood, Sumter	1,087
Wilton Manors, Broward	1,084
Nokomis, Sarasota	1,068
Blountstown, Calhoun	1,049
Key Largo, Monroe	1,045
Jasper, Hamilton	1,041
Bushnell, Sumter	1,030
Keystone Heights, Clay	1,029
Frostproof, Polk	1,021
Medley, Dade	1,003
Hernando, Citrus	999
Wewahitchka, Gulf	998
Lauderdale Lakes, Broward	994
Polk City, Polk	982
Mary Esther, Okaloosa	965
Sanderson, Baker	960
Dunnellon, Citrus	958
Fellsmere, Indian River	947
Shalimar, Okaloosa	928
Fisher Island, Dade	923
Everglades National Park, Dade	909
Minneola, Lake	906
Port Saint Joe, Gulf	904
Spring Hill, Pasco	900
Marco Island, Collier	889
Moore Haven, Glades	885
Chiefland, Levy	878
Cocoa Beach, Brevard	875
Coleman, Sumter	852
Thonotosassa, Hillsborough	852
Pahokee, Palm Beach	851
Trinity, Pasco	850
Sorrento, Lake	844
High Springs, Alachua	842
Fort Meade, Polk	841
Fruitland Park, Lake	840
South Bay, Palm Beach	837
Bristol, Liberty	829
Cross City, Dixie	827
Englewood, Sarasota	825
Indialantic, Brevard	809
Glen Saint Mary, Baker	803
Southwest Ranches, Broward	800
Marathon, Monroe	781
Crescent City, Putnam	768
Umatilla, Lake	759
Interlachen, Putnam	756
Miramar Beach, Walton	752

COVID-19: characteristics of 2,200,795 Florida resident cases

Data through May 1, 2021 verified as of May 2, 2021 at 09:25 AM

Data in this report are provisional and subject to change.

The table below includes the cities and counties of residence for cases in Florida residents based on the patient's ZIP Code. Note that city is not always received as part of the initial notification and may be missing while the case is being investigated.

City and county	Cases
West Melbourne, Brevard	749
Fort Myers Beach, Lee	737
Lake Alfred, Polk	735
Chattahoochee, Gadsden	728
Old Town, Dixie	717
Bowling Green, Hardee	709
Weeki Wachee, Hernando	704
Olympia Heights, Dade	704
Uleta, Dade	701
Jacksonville, St. Johns	695
Silver Springs, Marion	681
Lawtey, Bradford	681
South Daytona, Volusia	680
Coral, Dade	678
Neptune Beach, Duval	670
Fort White, Columbia	668
Surfside, Dade	649
Palm Beach, Palm Beach	645
Belle Isle, Orange	637
Gulfport, Pinellas	623
Bronson, Levy	621
Baker, Okaloosa	616
Clearwater Beach, Pinellas	610
Mascotte, Lake	602
Bunnell, Flagler	602
Rotunda West, Charlotte	572
Sneads, Jackson	566
Jay, Santa Rosa	550
Hawthorne, Alachua	549
Mims, Brevard	548
Myakka City, Manatee	548
Oxford, Sumter	541
Cape Canaveral, Brevard	528
Oakland, Orange	526
Carrabelle, Franklin	525
Dundee, Polk	522
Tavernier, Monroe	521
Ocklawaha, Marion	515
Alva, Lee	512
Melbourne Beach, Brevard	511
Missing, Volusia	508
Citra, Marion	508
Cottondale, Jackson	506
Sweetwater, Dade	505
Indian Harbour Beach, Brevard	502
Zolfo Springs, Hardee	501
Bal Harbour, Dade	496
Florida State University, Leon	493
Molino, Escambia	493
Flagler Beach, Flagler	491
Midway, Gadsden	486
Celebration, Osceola	482
Youngstown, Bay	472
East Palatka, Putnam	470
Webster, Sumter	466
Bell, Gilchrist	461
Altha, Calhoun	449
Branford, Suwannee	439
Apalachicola, Franklin	430

COVID-19: characteristics of 2,200,795 Florida resident cases

Data through May 1, 2021 verified as of May 2, 2021 at 09:25 AM

Data in this report are provisional and subject to change.

The table below includes the cities and counties of residence for cases in Florida residents based on the patient's ZIP Code. Note that city is not always received as part of the initial notification and may be missing while the case is being investigated.

City and county	Cases
De Leon Springs, Volusia	429
Eagle Lake, Polk	424
Haverhill, Palm Beach	424
West Miami, Dade	422
Archer, Alachua	419
Missing, Orange	413
Osprey, Sarasota	411
Chuluota, Seminole	407
Floral City, Citrus	403
Tequesta, Palm Beach	398
Centerville, Leon	396
Ave Maria, Collier	396
Lake Park, Palm Beach	389
Holly Hill, Volusia	389
Hastings, St. Johns	386
Grand Ridge, Jackson	376
Raiford, Union	374
Pierson, Volusia	373
Grand Island, Lake	368
Montverde, Lake	354
Indian Rocks Beach, Pinellas	343
Gotha, Orange	342
Malabar, Brevard	339
Alafaya, Orange	335
Bryceville, Nassau	334
Greenville, Madison	334
Satsuma, Putnam	332
Vernon, Washington	332
Hallandale Beach, Broward	329
Kenneth City, Pinellas	329
Elkton, St. Johns	320
Malone, Jackson	319
Lake Panasoffkee, Sumter	319
Fort Mccoy, Marion	318
Jennings, Hamilton	318
Sebastian, Brevard	317
Reddick, Marion	314
Melrose, Putnam	312
Laurel Hill, Okaloosa	308
Belleair, Pinellas	307
Eastpoint, Franklin	307
Geneva, Seminole	301
Westville, Holmes	300
San Antonio, Pasco	299
Greenacres, Palm Beach	299
Anthony, Marion	298
Winter Park, Seminole	297
Valparaiso, Okaloosa	296
Lehigh, Lee	294
Morriston, Levy	294
O Brien, Suwannee	289
Greenwood, Jackson	282
Ponce De Leon, Holmes	275
Fern Park, Seminole	273
Kindred, Osceola	270
South Pasadena, Pinellas	267
Inlet Beach, Walton	259
Eglin Air Force Base, Okaloosa	258
Sanibel, Lee	252

COVID-19: characteristics of 2,200,795 Florida resident cases

Data through May 1, 2021 verified as of May 2, 2021 at 09:25 AM

Data in this report are provisional and subject to change.

The table below includes the cities and counties of residence for cases in Florida residents based on the patient's ZIP Code. Note that city is not always received as part of the initial notification and may be missing while the case is being investigated.

City and county	Cases
Islamorada, Monroe	250
University Of Central Fl, Orange	248
Weirsdale, Marion	248
Fountain, Bay	246
Edgewood, Orange	245
White Springs, Hamilton	244
Longboat Key, Manatee	243
Poinciana, Polk	242
Southport, Bay	239
Lee, Madison	237
Saint James City, Lee	236
Gretna, Gadsden	235
Cutler Bay, Dade	234
Hosford, Liberty	228
Madeira Beach, Pinellas	224
Astatula, Lake	223
Lakewood Ranch, Manatee	223
Wellborn, Suwannee	223
Holt, Okaloosa	221
Juno Beach, Palm Beach	220
Howey-In-The-Hills, Lake	219
Atlantis, Palm Beach	212
Mcdavid, Escambia	212
Babson Park, Polk	211
Lake Helen, Volusia	209
Micanopy, Alachua	207
Holmes Beach, Manatee	207
Bay Harbor Islands, Dade	206
Lauderdale By The Sea, Broward	206
Altoona, Lake	202
Osteen, Volusia	199
Sopchoppy, Wakulla	198
Zellwood, Orange	198
Center Hill, Sumter	196
Azalea Park, Orange	194
Mcalpin, Suwannee	192
Alford, Jackson	191
The Villages, Lake	185
Viera, Brevard	184
The Villages, Marion	183
Odessa, Pasco	181
Hypoluxo, Palm Beach	181
Bokeelia, Lee	175
Summerland Key, Monroe	175
Mangonia Park, Palm Beach	175
Golden Beach, Dade	175
Pomona Park, Putnam	172
Missing, Lee	172
Oak Hill, Volusia	170
Ponce Inlet, Volusia	167
University Of Miami, Dade	167
Grant-Valkaria, Brevard	165
Paisley, Lake	163
Caryville, Washington	162
Lutz, Pasco	162
University Of Fl, Alachua	161
Rocky Point, Hillsborough	161
Sumterville, Sumter	160
Bay Lake, Orange	158

COVID-19: characteristics of 2,200,795 Florida resident cases

Data through May 1, 2021 verified as of May 2, 2021 at 09:25 AM

Data in this report are provisional and subject to change.

The table below includes the cities and counties of residence for cases in Florida residents based on the patient's ZIP Code. Note that city is not always received as part of the initial notification and may be missing while the case is being investigated.

City and county	Cases
Lockhart, Orange	157
Citrus Springs, Citrus	153
Hollister, Putnam	151
Big Pine Key, Monroe	149
Inglis, Levy	147
Hiawassee, Orange	147
San Mateo, Putnam	146
Carrollwood, Hillsborough	146
Christmas, Orange	146
Lady Lake, Sumter	144
Clair-Mel City, Hillsborough	139
West Park, Broward	138
Lake Hamilton, Polk	135
Cloud Lake, Palm Beach	134
Baldwin, Duval	134
Buena Ventura Lakes, Osceola	133
Missing, St. Johns	133
Clarksville, Calhoun	132
Apopka, Seminole	130
Kendall, Dade	130
Hampton, Bradford	128
Steinhatchee, Taylor	127
Placida, Charlotte	127
Missing, Pinellas	126
Harmony, Osceola	125
University Of Central Florida, Orange	124
Matlacha, Lee	123
Belleair Beach, Pinellas	123
Missing, Sumter	121
City Of Sunrise, Broward	120
Lighthouse Point, Broward	119
Tierra Verde, Pinellas	119
Seville, Volusia	119
Temple Terrace, Hillsborough	117
Dania Beach, Broward	115
Barry University, Dade	115
Saint Leo, Pasco	114
Callaway, Bay	113
Dinsmore, Duval	112
Hurlburt Field, Okaloosa	112
Sunny Isles Beach, Dade	111
Astor, Lake	110
Cedar Key, Levy	110
Bradenton Beach, Manatee	108
Panacea, Wakulla	107
Brooker, Bradford	105
Princeton, Dade	104
Lamont, Jefferson	104
Florahome, Putnam	104
Canal Point, Palm Beach	103
Barefoot Bay, Brevard	102
Fruit Cove, St. Johns	101
Waldo, Alachua	101
Florida Gulf Coast Univ, Lee	99
South Fort Myers, Lee	98
Tyndall Air Force Base, Bay	98
Kathleen, Polk	97
University Of South Florida, Hillsborough	97
Bascom, Jackson	96

COVID-19: characteristics of 2,200,795 Florida resident cases

Data through May 1, 2021 verified as of May 2, 2021 at 09:25 AM

Data in this report are provisional and subject to change.

The table below includes the cities and counties of residence for cases in Florida residents based on the patient's ZIP Code. Note that city is not always received as part of the initial notification and may be missing while the case is being investigated.

City and county	Cases
Lorida, Highlands	94
Ocean Ridge, Palm Beach	93
Missing, Lake	93
Crystal Beach, Pinellas	92
Maitland, Seminole	92
Pinetta, Madison	90
Fort Denaud, Hendry	89
F M, Lee	88
Saint Pete Beach, Pinellas	87
Missing, St. Lucie	87
Missing, Marion	84
Yalaha, Lake	82
Patrick Air Force Base, Brevard	81
Boca Grande, Lee	81
Welaka, Putnam	79
Eatonville, Orange	79
Palma Ceia, Hillsborough	76
North Venice, Sarasota	75
Avon Park, Polk	73
Campbellton, Jackson	72
Cudjoe Key, Monroe	71
Ochopee, Collier	71
Missing, Duval	70
Miami Springs, Dade	70
Wekiwa Springs, Seminole	70
Anna Maria, Manatee	69
Air Mail Facility, Dade	69
Northdale, Hillsborough	68
Georgetown, Putnam	67
Greensboro, Gadsden	67
Reunion, Osceola	67
Missing, Palm Beach	66
Destin, Walton	66
Missing, Pasco	65
Stock Island, Monroe	64
Felda, Hendry	64
Treasure Island, Pinellas	63
North Redington Beach, Pinellas	62
Mexico Beach, Bay	60
Micco, Brevard	59
Bonita Beach, Lee	59
Orlando, Seminole	58
Bellview, Escambia	58
Duette, Manatee	58
Okahumpka, Lake	57
Lake Suzy, Desoto	56
Miromar Lakes, Lee	55
Walnut Hill, Escambia	55
Ona, Hardee	55
Singer Island, Palm Beach	55
Missing, Santa Rosa	54
University Of Tampa, Hillsborough	54
Heathrow, Seminole	54
Highland City, Polk	53
Enterprise, Volusia	53
Stetson University, Volusia	52
Orlando, Dade	52
Aloma, Orange	52
Green Acres, Palm Beach	52

COVID-19: characteristics of 2,200,795 Florida resident cases

Data through May 1, 2021 verified as of May 2, 2021 at 09:25 AM

Data in this report are provisional and subject to change.

The table below includes the cities and counties of residence for cases in Florida residents based on the patient's ZIP Code. Note that city is not always received as part of the initial notification and may be missing while the case is being investigated.

City and county	Cases
Town N Country, Hillsborough	51
Palm Beach Shores, Palm Beach	51
Miami, Broward	51
Terra Ceia, Manatee	50
Salt Springs, Marion	50
Intercession City, Osceola	50
Waverly, Polk	48
Florida International Univ, Dade	47
Bayonet Point, Pasco	47
Naranja, Dade	47
Cinco Bayou, Okaloosa	47
Eaton Park, Polk	47
Florence Villa, Polk	46
Missing, Broward	46
Ebro, Washington	45
Kenansville, Osceola	45
Village Wellington, Palm Beach	45
Orlando, Osceola	45
Key Colony Beach, Monroe	45
Missing, Hillsborough	44
Sewalls Point, Martin	44
Manalapan, Palm Beach	43
Miami Shores, Dade	43
Lacoochee, Pasco	43
Gulf Breeze, Escambia	43
Village Of Wellington, Palm Beach	42
Missing, Seminole	41
Lakeshore, Polk	41
North Bay Village, Dade	41
Ridge Manor, Pasco	41
Cortez, Manatee	40
Pine Hills, Orange	40
Saint Johns, Duval	40
Miami, Unknown	39
Bayshore Gardens, Manatee	39
Hialeah Gardens, Dade	38
Westlake, Palm Beach	38
Ponte Vedra, Duval	38
Florida A And M University, Leon	38
Jupiter, Martin	38
Bonaventure, Broward	38
Pasadena, Pinellas	38
Sugarloaf Key, Monroe	38
Univ Of FI Student Dorms, Alachua	37
Eloise, Polk	37
Orlando, Volusia	37
Orlando, Broward	37
Davenport, Osceola	37
Bay Pines, Pinellas	37
Tice, Lee	37
Lealman, Pinellas	36
Bradley, Polk	36
Highland Beach, Palm Beach	36
Lulu, Columbia	36
Palm Shores, Brevard	35
Homeland, Polk	35
City Of Westlake, Palm Beach	34
Hallandle Beach, Broward	34
Flemington, Marion	34

COVID-19: characteristics of 2,200,795 Florida resident cases

Data through May 1, 2021 verified as of May 2, 2021 at 09:25 AM

Data in this report are provisional and subject to change.

The table below includes the cities and counties of residence for cases in Florida residents based on the patient's ZIP Code. Note that city is not always received as part of the initial notification and may be missing while the case is being investigated.

City and county	Cases
Siesta Key, Sarasota	34
Poinciana, Osceola	34
Orlando, Polk	34
Dowling Park, Suwannee	33
Venus, Highlands	33
Sydney, Hillsborough	33
Alturas, Polk	32
Wekiva Springs, Seminole	32
Kinard, Calhoun	32
Bagdad, Santa Rosa	32
Indian Lake Estates, Polk	32
Nocatee, Desoto	31
Homosassa Springs, Citrus	31
Mcintosh, Marion	31
South Palm Beach, Palm Beach	31
Westchase, Hillsborough	30
Saint Marks, Wakulla	30
Missing, Manatee	29
Little Torch Key, Monroe	29
Chokoloskee, Collier	29
Palmdale, Glades	29
Penney Farms, Clay	29
Bonita Springs, Collier	29
Horseshoe Beach, Dixie	28
Archer, Levy	28
Pembroke Park, Broward	28
Tangerine, Orange	28
Orlando, Hillsborough	28
Pine Castle, Orange	28
Balm, Hillsborough	27
New Smyrna, Volusia	27
Missing, Indian River	27
Pensacola Beach, Santa Rosa	27
Florida State, Leon	27
Caryville, Holmes	27
Paxton, Walton	26
Long Key, Monroe	26
Sparr, Marion	26
Redington Shores, Pinellas	26
Fort Lauderdale, Dade	26
Orange Lake, Marion	26
Missing, Citrus	25
Earleton, Alachua	25
Missing, Monroe	25
Tioga, Alachua	25
South Miami Heights, Dade	25
Yankeetown, Levy	25
Labelle, Glades	25
Hawthorne, Putnam	25
Missing, Brevard	24
Loughman, Polk	24
Union Park, Orange	24
Santa Fe, Alachua	24
Missing, Escambia	24
Goulds, Dade	24
Wabasso, Indian River	24
Boca Raton, Broward	24
Bostwick, Putnam	23
Champions Gate, Polk	22

COVID-19: characteristics of 2,200,795 Florida resident cases

Data through May 1, 2021 verified as of May 2, 2021 at 09:25 AM

Data in this report are provisional and subject to change.

The table below includes the cities and counties of residence for cases in Florida residents based on the patient's ZIP Code. Note that city is not always received as part of the initial notification and may be missing while the case is being investigated.

City and county	Cases
Florida Dept Of Corrections, Union	22
Wausau, Washington	22
Plymouth, Orange	22
Citrus Ridge, Indian River	22
Crystal Springs, Pasco	22
Laud-By-The-Sea, Broward	22
Missing, Okaloosa	22
Mango, Hillsborough	22
Kissimmee, Orange	22
La Crosse, Alachua	22
Buckingham, Lee	22
Branford, Lafayette	22
Florida International University, Dade	22
Sun City, Hillsborough	21
Perdido Key, Escambia	21
Ramrod Key, Monroe	21
Everglades City, Collier	21
Fort Ogden, Desoto	21
Bonifay, Washington	21
Missing, Collier	20
Trenton, Levy	20
Jensen Beach, St. Lucie	20
Candler, Marion	20
Golden Oak, Orange	20
Hollywood, Dade	20
Parker, Bay	20
Mexico Beach, Gulf	20
Indian River Shores, Indian River	20
Goodland, Collier	20
Babcock Ranch, Lee	19
High Springs, Gilchrist	19
Maxville, Duval	19
Nalcrest, Polk	19
Lake Buena Vista, Orange	19
Lake Como, Putnam	19
Lowell, Marion	19
Brooksville, Pasco	19
Orlando, Palm Beach	19
Wildlight, Nassau	19
Forest City, Orange	18
Belleair Bluffs, Pinellas	18
Johns Pass Village, Pinellas	18
West Panama City Beach, Bay	18
Florida State Univ Admin, Leon	18
Babcock Ranch, Charlotte	18
Lakewood Ranch, Sarasota	18
Tallevast, Manatee	18
Gulf Stream, Palm Beach	18
Nichols, Polk	18
Missing, Martin	17
Braden River, Manatee	17
Missing, Bay	17
Mount Dora, Orange	17
Webster, Hernando	17
Shady Hills, Pasco	17
Hutchinson Island, St. Lucie	17
Graceville, Holmes	17
Hialeah, Broward	17
Daytona Beach Shores, Volusia	17

COVID-19: characteristics of 2,200,795 Florida resident cases

Data through May 1, 2021 verified as of May 2, 2021 at 09:25 AM

Data in this report are provisional and subject to change.

The table below includes the cities and counties of residence for cases in Florida residents based on the patient's ZIP Code. Note that city is not always received as part of the initial notification and may be missing while the case is being investigated.

City and county	Cases
Deer Island, Lake	17
Trilby, Pasco	17
Wewahitchka, Calhoun	16
Lake City, Suwannee	16
Woodville, Leon	16
Otter Creek, Levy	16
Lake Monroe, Seminole	16
Hernando Beach, Hernando	16
Gulf Hammock, Levy	16
Graham, Bradford	16
Suwannee, Dixie	16
Hillsboro Beach, Broward	15
Village Of Palmetto Bay, Dade	15
White Springs, Columbia	15
Indian Creek Village, Dade	15
Eau Gallie, Brevard	15
Saint Lucie West, St. Lucie	15
Orlando, Lake	15
Watersound, Walton	15
Orlando, Pinellas	15
Winter Garden, Lake	15
Murdock, Charlotte	14
Miami Gardens, Broward	14
Copeland, Collier	14
Los Angeles, Dade	14
Wahneta, Polk	14
Laurel Hill, Walton	14
Dade City, Hernando	14
Virginia Gardens, Dade	14
Mount Plymouth, Lake	13
Elfers, Pasco	13
Durant, Hillsborough	13
Roseland, Indian River	13
Gonzalez, Escambia	13
Kingsley Lake, Bradford	13
Steinhatchee, Dixie	13
Choctaw Beach, Okaloosa	13
Long Boat Key, Manatee	13
Orlando, Brevard	13
Saint George Island, Franklin	13
Unknown, Dade	13
Alys Beach, Bay	13
Fort Charlotte, Charlotte	13
East Lake, Marion	12
Redington Beach, Pinellas	12
Captiva, Lee	12
Grandin, Putnam	12
Umatilla, Marion	12
Rosemary Beach, Walton	12
Pensacola Beach, Escambia	12
Citrus Hills, Citrus	12
Leisure City, Dade	12
Fanning Springs, Gilchrist	12
Holder, Citrus	12
Missing, Putnam	12
Greenville, Taylor	11
Cypress, Jackson	11
Naples, Lee	11
Deerfield Beach, Palm Beach	11

COVID-19: characteristics of 2,200,795 Florida resident cases

Data through May 1, 2021 verified as of May 2, 2021 at 09:25 AM

Data in this report are provisional and subject to change.

The table below includes the cities and counties of residence for cases in Florida residents based on the patient's ZIP Code. Note that city is not always received as part of the initial notification and may be missing while the case is being investigated.

City and county	Cases
Sea Ranch Lakes, Broward	11
Missing, Sarasota	11
Goldenrod, Seminole	11
Missing, Taylor	10
Telogia, Liberty	10
Gibsonia, Polk	10
Missing, Polk	10
University Park, Manatee	10
Worthington Springs, Union	10
Rubonia, Manatee	10
Haines Creek, Lake	10
Forest City, Seminole	10
Missing, Nassau	10
Ozona, Pinellas	10
Day, Lafayette	10
Seacrest, Walton	10
Briny Breezes, Palm Beach	10
Basinger, Okeechobee	10
Perrine, Dade	10
Orlando, Leon	10
Orlando, Duval	10
Saint Augustine, Duval	9
West Delray Beach, Palm Beach	9
Grant Valkaria, Brevard	9
High Springs, Columbia	9
Nobleton, Hernando	9
Passport, Unknown	9
Ybor City, Hillsborough	9
Lloyd, Jefferson	9
Lamont, Madison	9
Beverly Beach, Flagler	9
Saint Augustine Beach, St. Johns	9
Putnam Hall, Putnam	9
Ferndale, Lake	9
Innovation, Pasco	9
Cottdale, Washington	9
Barberville, Volusia	9
Scottsmoor, Brevard	9
Palma Sola, Manatee	9
Missing, Clay	8
Jerome, Collier	8
Hialeah, Unknown	8
Ponce De Leon, Walton	8
Fairfield, Marion	8
Cross Creek, Alachua	8
Indian Shores, Pinellas	8
Quail Heights, Dade	8
Palm City, St. Lucie	8
Seybold, Dade	8
White City, Gulf	8
Pine Ridge, Citrus	8
Keystone Heights, Bradford	8
Salem, Taylor	8
Orange Springs, Marion	8
Oneco, Manatee	8
Weirsdale, Lake	8
Evinston, Alachua	8
Anastasia Island, St. Johns	8
East Rockland Key, Monroe	7

COVID-19: characteristics of 2,200,795 Florida resident cases

Data through May 1, 2021 verified as of May 2, 2021 at 09:25 AM

Data in this report are provisional and subject to change.

The table below includes the cities and counties of residence for cases in Florida residents based on the patient's ZIP Code. Note that city is not always received as part of the initial notification and may be missing while the case is being investigated.

City and county	Cases
Missing, Flagler	7
Orange Park, Duval	7
Port Saint John, Brevard	7
Fernandina, Nassau	7
Inglis, Citrus	7
Missing, Unknown	7
Orlando, Pasco	7
Longboat Key, Sarasota	7
Maitland, Volusia	7
Switzerland, St. Johns	7
Aripeka, Pasco	7
Valkaria, Brevard	7
Orlando, Unknown	7
Orlando, Alachua	7
River Ranch, Polk	7
Okeechobee, Glades	7
Niceville, Walton	7
Fort Walton Beach, Unknown	7
Punta Gorda, Lee	6
Deland, Lake	6
Holt, Santa Rosa	6
Inlet Beach, Bay	6
Jacksonville, Unknown	6
Sunny Hills, Washington	6
Oklawaha, Marion	6
Orlando, Flagler	6
Orlando, Marion	6
Missing, Leon	6
Shady Grove, Taylor	6
Port Salerno, Martin	6
Ridge Manor Estates, Sumter	6
Maitland, Hillsborough	6
Winter Park, Polk	6
Winderemere, Orange	6
Grove City, Charlotte	6
Lake Worth, Broward	6
Bruce, Holmes	6
Eglin, Okaloosa	6
Coco River, Collier	6
Missing, Walton	6
Labelle, Lee	6
Duck Key, Monroe	6
Morriston, Marion	6
Newberry, Gilchrist	6
San Carlos Park, Lee	6
Miccosukee, Leon	6
Glenwood, Volusia	6
Clarcona, Orange	6
Orchid, Indian River	6
Pensacola, Unknown	6
Ocoee, Lake	6
Maitland, Osceola	6
Bradenton, Sarasota	6
Mayport Naval Station, Duval	6
Lake Butler, Bradford	6
Missing, Alachua	5
Delray Beach, Broward	5
Alys Beach, Walton	5
Point Washington, Walton	5

COVID-19: characteristics of 2,200,795 Florida resident cases

Data through May 1, 2021 verified as of May 2, 2021 at 09:25 AM

Data in this report are provisional and subject to change.

The table below includes the cities and counties of residence for cases in Florida residents based on the patient's ZIP Code. Note that city is not always received as part of the initial notification and may be missing while the case is being investigated.

City and county	Cases
Seacrest, Bay	5
Williston, Marion	5
Cypress Gardens, Polk	5
Island Grove, Alachua	5
Okeechobee, Martin	5
Orlando, Manatee	5
Pompano Beach, Palm Beach	5
Wakulla Springs, Wakulla	5
Okeechobee, Osceola	5
University Of Central Fl, Hillsborough	5
Cape Haze, Charlotte	5
Bayou George, Bay	5
Boynton Beach, Broward	5
Kissimmee, Unknown	5
Miramar, Dade	5
Missing, Osceola	5
Fort Lauderdale, Palm Beach	5
Jacksonville Naval Air Station, Duval	5
Missing, Highlands	5
Missing, Columbia	5
Highland Park, Polk	5
Ebro, Bay	5
Westchester, Dade	5
Mid Florida, Seminole	5
Ocean Breeze, Martin	5
Missing, Hernando	5
Milton, Escambia	5
Mayport, Duval	5
Jacksonville, Clay	5
Greenville, Jefferson	5
Clermont, Polk	5
Pass, Unknown	5
Stuart, St. Lucie	5
Miami, Palm Beach	5
Lake Geneva, Clay	5
Live Oak, Madison	4
Loxahatchee Groves, Palm Beach	4
West Bradenton, Manatee	4
Marina Del Rey, Dade	4
Melrose, Bradford	4
Jacksonville, Dade	4
Los Angeles, Broward	4
Arcadia, Hillsborough	4
Lake Harbor, Palm Beach	4
Glen Ridge, Palm Beach	4
Coconut Creek, Palm Beach	4
Orem, Palm Beach	4
Branford, Gilchrist	4
Clewiston, Palm Beach	4
Conch Key, Monroe	4
Sharpes, Brevard	4
Wacissa, Jefferson	4
Sugarloaf, Monroe	4
Lamont, Taylor	4
Lazy Lake, Broward	4
Plantation Key, Monroe	4
North Miami Beach, Broward	4
International Service Center, Dade	4
Indian Rock Beach, Pinellas	4

COVID-19: characteristics of 2,200,795 Florida resident cases

Data through May 1, 2021 verified as of May 2, 2021 at 09:25 AM

Data in this report are provisional and subject to change.

The table below includes the cities and counties of residence for cases in Florida residents based on the patient's ZIP Code. Note that city is not always received as part of the initial notification and may be missing while the case is being investigated.

City and county	Cases
Bowling Green, Polk	4
Sandestin, Walton	4
Pompano Beach, Dade	4
Bella Collina, Lake	4
Bonnie, Dade	4
El Jobean, Charlotte	4
Marathon Shores, Monroe	4
Miami Beach, Unknown	4
Hinsdale, Manatee	4
Jonesville, Alachua	4
Julington Creek, St. Johns	3
Jupiter Island, Martin	3
Kathleen, Pasco	3
Mims, Volusia	3
Marco Island, Lee	3
Ocean Reef Club, Monroe	3
Missing, Washington	3
Alford, Washington	3
Okeechobee, Highlands	3
Orlando, Escambia	3
Pass-A-Grille, Pinellas	3
Vero Beach, St. Lucie	3
Winter Park, Volusia	3
Cape San Blas, Gulf	3
Apopka, Lake	3
Crestview, Walton	3
Cross Key, Monroe	3
Green Cove Springs, Duval	3
Fpo, Duval	3
Fernandina Beach, Duval	3
Mayport Naval Housing, Duval	3
Monticello, Madison	3
Samoset, Manatee	3
San Fernando, Unknown	3
Vernon, Bay	3
Land O Lakes, Hillsborough	3
Lady Lake, Marion	3
Homeless, Hillsborough	3
Jacksonville , Duval	3
Brooklyn, Broward	3
Ft Pierce, St. Lucie	3
Westville, Walton	3
Pembroke Lakes, Broward	3
Orlo Vista, Orange	3
Milligan, Okaloosa	3
Sorrento, Orange	3
Stuart, Palm Beach	3
North Fort Myers, Charlotte	3
Chicago, Lee	3
Coraopolis, Citrus	3
Champions Gate, Osceola	3
Bristol, Calhoun	3
Aventura, Broward	3
Jacksonville, Alachua	3
Marina Del Rey, Broward	3
Pp, Dade	3
Wimauma, Manatee	3
Woodside, Broward	3
Brewton, Escambia	3

COVID-19: characteristics of 2,200,795 Florida resident cases

Data through May 1, 2021 verified as of May 2, 2021 at 09:25 AM

Data in this report are provisional and subject to change.

The table below includes the cities and counties of residence for cases in Florida residents based on the patient's ZIP Code. Note that city is not always received as part of the initial notification and may be missing while the case is being investigated.

City and county	Cases
Apopka, Broward	3
Lanark Village, Franklin	3
Maitland, Polk	3
Inverness, Polk	3
Pass, Dade	3
Vero Beach, Brevard	3
Ludlam, Dade	3
Laurel, Sarasota	3
Clermont, Orange	3
Miami Shores, Broward	3
Pineland, Lee	3
Tampa Palms, Hillsborough	3
Tampa, Pinellas	3
Tarpon Springs, Pasco	3
Winter Garden, Seminole	3
West Palm Beach, Broward	3
Wildwood, Marion	3
Village Of Golf, Palm Beach	3
Saint Augusaintine Beach, St. Johns	3
Saint Petersburg, Hillsborough	3
Port Saint Lucie, Martin	3
Palm Coast, Volusia	3
Missing, Jackson	3
Loxahatchee, Broward	3
Lakeland, Hillsborough	3
Miami, Orange	3
Lynbrook, Broward	3
Lake City, Duval	3
Immokalee, Lee	3
Hallandale Beach, Dade	3
Bradington, Manatee	3
Blountstown, Liberty	3
Blountstown, Jackson	2
Alligator Point, Franklin	2
Fort Myers, Unknown	2
Fort Lauderdale, Unknown	2
Eatonville, Lake	2
Crawfordville, Leon	2
Lutz, Pinellas	2
Miami, Hillsborough	2
Lawtey, Union	2
Lehigh Acres, Dade	2
Los Angeles, Okaloosa	2
Louisville, Manatee	2
Mount Pleasant, Gadsden	2
None, Dade	2
Navarre, Okaloosa	2
Opa Locka, Broward	2
Phoenix, Lake	2
Seven Springs, Pasco	2
Upper Key Largo, Monroe	2
University Of Central Florida, Brevard	2
West Villages, Sarasota	2
Zellwood, Lake	2
Weston, Dade	2
West Palm Beach, Dade	2
St John, Broward	2
Winter Park, Leon	2
Orlando, Charlotte	2

COVID-19: characteristics of 2,200,795 Florida resident cases

Data through May 1, 2021 verified as of May 2, 2021 at 09:25 AM

Data in this report are provisional and subject to change.

The table below includes the cities and counties of residence for cases in Florida residents based on the patient's ZIP Code. Note that city is not always received as part of the initial notification and may be missing while the case is being investigated.

City and county	Cases
Palm Springs North, Dade	2
Redland, Dade	2
Melrose, Alachua	2
Orlando, Santa Rosa	2
Olustee, Baker	2
Doctors Inlet, Clay	2
Bronx, Seminole	2
Bonifay, Jackson	2
Bonnie, Duval	2
Bonnie, Sarasota	2
Lake Helen, Orange	2
Lecanto, Marion	2
Maitland, Leon	2
Fort Pierce, Martin	2
Fort Myers, Collier	2
West Point, Lee	2
University Of Central Florida, Broward	2
Orlando, Okaloosa	2
Saint Teresa, Wakulla	2
Maitland, Pasco	2
North Miami, Broward	2
Miamt, Dade	2
Knoxville, Escambia	2
Florida Power & Light Co, Dade	2
Homeless, Dade	2
Casselberry, Orange	2
Amelia City, Nassau	2
Apopka, Unknown	2
Alligator Point, Wakulla	2
Chipley, Jackson	2
Maitland, Lake	2
Hialeah Lakes, Dade	2
Hialeah, Orange	2
Jan Phyl Village, Polk	2
Moore Haven, Hendry	2
Naples, Broward	2
Cassadaga, Volusia	2
Fort Walton Beach, Walton	2
Duke Field Air Force Station, Okaloosa	2
Dunnellon, Levy	2
Yalhala, Lake	2
University Of Central Florida, Palm Beach	2
University Of Central Florida, Pinellas	2
Pp, Unknown	2
Provo, Broward	2
Portland, Unknown	2
Sumatra, Liberty	2
Pensacola, Santa Rosa	2
Melrose, Clay	2
Longview, Dade	2
Jacksonville Naval Hospital, Duval	2
Hosford, Calhoun	2
000000, Unknown	2
Dfafs, Okaloosa	2
Noma, Holmes	2
Ormond Beach, Flagler	2
Pembroke Pines, Dade	2
Tampa, Hernando	2
Saint Lucie Village, St. Lucie	2

COVID-19: characteristics of 2,200,795 Florida resident cases

Data through May 1, 2021 verified as of May 2, 2021 at 09:25 AM

Data in this report are provisional and subject to change.

The table below includes the cities and counties of residence for cases in Florida residents based on the patient's ZIP Code. Note that city is not always received as part of the initial notification and may be missing while the case is being investigated.

City and county	Cases
Sebring, Desoto	2
Vero Beach, Unknown	2
Yeehaw, Okeechobee	2
Wauchula, Desoto	2
Port Saint Lucie, Palm Beach	2
Saint Marys, Nassau	2
Red Bay, Holmes	2
Woodstock, Lee	2
Sutton, Pasco	2
Tequesta, Martin	2
West Lafayette, Broward	2
Windermere, Lake	2
Fort Lauderdale, Alachua	2
Doral, Unknown	2
Bay Harbor Islands, Unknown	2
Alachua, Duval	2
Cross City, Taylor	2
Carl Fisher, Dade	2
Jupiter, Dade	2
Micanopy, Marion	2
Port Canaveral, Brevard	2
South Miami, Broward	2
Seguin, Unknown	2
Tampa, Broward	2
Tarpon Springs, Hillsborough	2
Orlando, St. Lucie	2
Monument, Broward	2
Marysville, Dade	2
Lake Clarke Shores, Palm Beach	2
FI State Univ Student, Leon	2
Dade City, Unknown	2
Defuniak Springs, Okaloosa	2
Cibolo, Orange	2
Claysville, Hernando	2
Crescent Beach, Sarasota	2
Callahan, Duval	2
Winter Springs, Orange	2
Windermere, Hillsborough	2
Venice, Dade	2
Wekiwa Springs, Orange	2
Pompano Beach, Osceola	2
Port Charlotte, Lee	2
Sand Lake, Orange	2
Port St. Lucie, St. Lucie	2
Union, Manatee	2
University Of Central FI, Seminole	2
Swansea, Lee	2
Altamonte Springs, Orange	2
At Large, Broward	2
Boys Ranch, Suwannee	2
Fort Pierce, Brevard	2
Graceville, Unknown	2
Eatonville, Polk	2
New Port Richey, Hillsborough	2
Long Beach, Orange	2
Miami, Martin	2
Jena, Taylor	2
Labelle, Collier	2
Lake In The Hills, Broward	1

COVID-19: characteristics of 2,200,795 Florida resident cases

Data through May 1, 2021 verified as of May 2, 2021 at 09:25 AM

Data in this report are provisional and subject to change.

The table below includes the cities and counties of residence for cases in Florida residents based on the patient's ZIP Code. Note that city is not always received as part of the initial notification and may be missing while the case is being investigated.

City and county	Cases
Litchfield Park, Monroe	1
Littleton, St. Johns	1
Los Angeles, Orange	1
Maitland, Palm Beach	1
Indianapolis, Lee	1
Jupiter, Pinellas	1
Kansas City, Palm Beach	1
Gwynn Oak, Polk	1
Milford, Bay	1
Milford, Unknown	1
Miramar, Unknown	1
Melbourne, Volusia	1
Mattoon, Lee	1
Marianna, Leon	1
Marianna, Washington	1
Mary Esther, Hillsborough	1
Newaygo, Charlotte	1
North Port, Charlotte	1
Missing, Franklin	1
Na, Dade	1
Naples, Unknown	1
New Canaan, Dade	1
Eureka, Flagler	1
Evansville, Citrus	1
Crescent City, Marion	1
Crestview, Unknown	1
Denton, Broward	1
Destin, Bay	1
Clearwater, Hillsborough	1
Coal City, Pasco	1
Commerce Township, Manatee	1
Crawfordville, Alachua	1
Glens Falls, Broward	1
Fort Lauderdale, Lee	1
Fort Myers, Polk	1
Fort Worth, Broward	1
Franklin, Orange	1
Frostproof, Highlands	1
Gainesville, Palm Beach	1
Gainesville, Santa Rosa	1
Brewster, Palm Beach	1
Brownsville, Escambia	1
Bryant, Palm Beach	1
Bonnie, St. Johns	1
Belleair Bluffs, Unknown	1
Celebration, Orange	1
Chicago, Broward	1
Choctaw Beach, Unknown	1
Austin, Dade	1
Apo, Collier	1
Big Torch Key, Monroe	1
Black, Holmes	1
Boca Raton, Lee	1
8852 Teacher Ln, Pasco	1
Addison, Pasco	1
Apopka, Citrus	1
Apopka, Hillsborough	1
Arabi, Orange	1
Tampa, Citrus	1

COVID-19: characteristics of 2,200,795 Florida resident cases

Data through May 1, 2021 verified as of May 2, 2021 at 09:25 AM

Data in this report are provisional and subject to change.

The table below includes the cities and counties of residence for cases in Florida residents based on the patient's ZIP Code. Note that city is not always received as part of the initial notification and may be missing while the case is being investigated.

City and county	Cases
Tampa, Duval	1
Summerdale, Escambia	1
Sun City Center, Lee	1
Surfside Beach, Orange	1
Temple, Palm Beach	1
Saint Charles, Orange	1
Saint Petersburg, Duval	1
Saint Petersburg, Manatee	1
Scottsdale, Brevard	1
Scottsdale, Palm Beach	1
St Peterburg, Orange	1
Staten Island, Broward	1
Stiamk, Dade	1
Port Saint Lucie, Marion	1
Roswell, Bay	1
Royal Palm, Palm Beach	1
Ruskin, Dade	1
Ruskin, Manatee	1
Pittsburgh, Alachua	1
Playa Del Rey, Palm Beach	1
Plymouth, Pasco	1
Pembroke Pines, Unknown	1
Pensacola Naval Hospital, Escambia	1
Oviedo, Orange	1
Pace, Escambia	1
Painted Post, Pasco	1
Palatka, Marion	1
West Hollywood, Broward	1
Wakefield, Broward	1
Waverly, Duval	1
Wabasha, Clay	1
Unknown, Duval	1
Upland, Manatee	1
Valrico, Polk	1
Winnetka, Dade	1
Winter Garden, Osceola	1
Winter Haven, Leon	1
Winter Haven, Osceola	1
Winter Park, Duval	1
Winter Park, Palm Beach	1
Winter Springs, Polk	1
Youngstown, Washington	1
Wildwood, Lee	1
Willington, Lee	1
Buffalo, Dade	1
Canton, Duval	1
Brunswick, Polk	1
Bryceville, Duval	1
Bradentom, Manatee	1
Bradenton, Lee	1
Boca Raton, Dade	1
Boca Raton, Madison	1
Bogota, Unknown	1
Bal Harbour, Broward	1
Atlanta, Walton	1
Attalla, Broward	1
Auburn, Palm Beach	1
Autaugaville, Broward	1
Apopka, Volusia	1

COVID-19: characteristics of 2,200,795 Florida resident cases

Data through May 1, 2021 verified as of May 2, 2021 at 09:25 AM

Data in this report are provisional and subject to change.

The table below includes the cities and counties of residence for cases in Florida residents based on the patient's ZIP Code. Note that city is not always received as part of the initial notification and may be missing while the case is being investigated.

City and county	Cases
Alachua, Suwannee	1
Alafaya, Broward	1
Alafaya, Pinellas	1
Crestview, Broward	1
Clearwater, Leon	1
Charlotte, Alachua	1
Defuniak Springs, Unknown	1
Daytona Beach, Orange	1
Deerfield Beach, Polk	1
Dalecity, Okaloosa	1
Crystal River, Marion	1
Fayetteville, Broward	1
Fellsmere, Brevard	1
Florida City, Unknown	1
Fort Lauderdale, Collier	1
Fort Myers, Alachua	1
El Dorado, Palm Beach	1
East Setauket, Palm Beach	1
Dona Vista, Lake	1
Fleming Island, Duval	1
Gainesville, Levy	1
Great Neck, Dade	1
Glen Cove, Unknown	1
Glen Saint Mary, Duval	1
Golf, Palm Beach	1
Greensboro, Leon	1
Immokalee, Walton	1
Hollywood, Unknown	1
Lake Forest, Collier	1
Merrick, Palm Beach	1
Metter, Manatee	1
Miami, Osceola	1
Miamiardens, Unknown	1
Miamksaohes, Dade	1
Irmo, Unknown	1
Jacksonville, Baker	1
Jacksonville, Marion	1
Key West, Palm Beach	1
Kilgore, Dade	1
Jupiter Inlet, Palm Beach	1
Land O Lakes, Unknown	1
Lawton, Okaloosa	1
Levittown, Palm Beach	1
Lima, Manatee	1
Lima, Volusia	1
Macclenny, Dixie	1
Madison, Jefferson	1
Maitland, Collier	1
Morrisville, Palm Beach	1
Mokena, Lee	1
Myrtle Beach, Broward	1
Nashville, Palm Beach	1
North Brunswick, St. Lucie	1
North Grafton, Dade	1
Ocala, Duval	1
North Porte, Unknown	1
Notrealville, Polk	1
Orem, Dade	1
Orlando, Citrus	1

COVID-19: characteristics of 2,200,795 Florida resident cases

Data through May 1, 2021 verified as of May 2, 2021 at 09:25 AM

Data in this report are provisional and subject to change.

The table below includes the cities and counties of residence for cases in Florida residents based on the patient's ZIP Code. Note that city is not always received as part of the initial notification and may be missing while the case is being investigated.

City and county	Cases
Orlando, Collier	1
Orlando, Hernando	1
Orlando, Walton	1
Oviedo, Lake	1
Orlando, St. Johns	1
Panomo City, Bay	1
Parrish, Sarasota	1
Plantation, Leon	1
Pooler, Broward	1
Pensacola, Dade	1
Plant City, Polk	1
San Marcos, Unknown	1
Rye, Palm Beach	1
Saint Petersburg, Bay	1
Ridgewood, Lee	1
Roayl Palm Beach, Palm Beach	1
Roseville, Broward	1
Punta Gorda, Sarasota	1
Putnam, Putnam	1
St Cloud, Orange	1
St Helena Is, Dade	1
Sunrise, Unknown	1
Surprise, Unknown	1
Sarasota, Unknown	1
Vernon, Walton	1
Unknown, Manatee	1
Venezuela, Unknown	1
Tinley Park, Manatee	1
Twentynine Palms, Broward	1
Waukesha, Volusia	1
Whippany, Volusia	1
Xifamk, Dade	1
Wilmington, Charlotte	1
Windermere, Alachua	1
Winfield, Hillsborough	1
Winter Garden, Unknown	1
Winter Park, Brevard	1
Winter Park, Unknown	1
Mckinney, Broward	1
Miamc, Dade	1
Milford, Lee	1
Missing, Levy	1
Longwood, Volusia	1
Matawan, Palm Beach	1
Lake Butler, Alachua	1
Kingsland, Nassau	1
Knoxville, Bay	1
Ldhl, Broward	1
Las Vegas, Palm Beach	1
Leesburg, Seminole	1
Lincoln, St. Lucie	1
Little Neck, Lee	1
Jupiter, St. Lucie	1
Kenilworth, Leon	1
Key West, Duval	1
Keys West, Unknown	1
Jacksonville, Orange	1
Jefferson, Dade	1
Jonesboro, Leon	1

COVID-19: characteristics of 2,200,795 Florida resident cases

Data through May 1, 2021 verified as of May 2, 2021 at 09:25 AM

Data in this report are provisional and subject to change.

The table below includes the cities and counties of residence for cases in Florida residents based on the patient's ZIP Code. Note that city is not always received as part of the initial notification and may be missing while the case is being investigated.

City and county	Cases
Intrcsion Cty, Osceola	1
Inverness, Marion	1
Inwood, Broward	1
Irvine, Marion	1
Istachatta, Hernando	1
Homeless, Monroe	1
Homeless, Pinellas	1
Howell, Dade	1
Hudson, Hernando	1
Indian Rocks Beach, Duval	1
Indiantown, Palm Beach	1
Inglewood, Sarasota	1
Hernando, Marion	1
Hialeah, Collier	1
Helen, Bay	1
Hoclywsod, Dade	1
Holiday, Pinellas	1
Carmel, Orange	1
Cedar Springs, Hernando	1
Caracas, Dade	1
Bryceville, Baker	1
Dallas, Hernando	1
Dayton, Lake	1
Daytona Beach, Pinellas	1
Alpharetta, Broward	1
O, Manatee	1
Acworth, Okaloosa	1
Apopka, Clay	1
Asheville, Highlands	1
Astoria, Broward	1
Atmore, Escambia	1
Bartow, Hardee	1
Bel Air, Collier	1
Berryton, Palm Beach	1
Brooklyn, Dade	1
Brooklyn, Lee	1
Bonnie, Broward	1
Boston, Broward	1
Downingtown, Broward	1
Downingtown, Hillsborough	1
Dpo, Santa Rosa	1
Dearborn, Broward	1
Deer Park, Dade	1
Deerfield, Dade	1
Deland, Seminole	1
Erie, Monroe	1
Fisher Island, Unknown	1
East Palatka, Hillsborough	1
Eastpoint, Leon	1
Deltona, Seminole	1
Fort Lauderdale, Leon	1
Fort Myers, Sarasota	1
Fort Pierce, Palm Beach	1
Fort White, Clay	1
Garden City, Alachua	1
Gaylord, Orange	1
Goodrich, Charlotte	1
Gotcha, Orange	1
Greensburg, Palm Beach	1

COVID-19: characteristics of 2,200,795 Florida resident cases

Data through May 1, 2021 verified as of May 2, 2021 at 09:25 AM

Data in this report are provisional and subject to change.

The table below includes the cities and counties of residence for cases in Florida residents based on the patient's ZIP Code. Note that city is not always received as part of the initial notification and may be missing while the case is being investigated.

City and county	Cases
Harpers Ferry, Palm Beach	1
Haines City, Osceola	1
Winter Garden, Duval	1
Woodbine, Nassau	1
Yulee, St. Johns	1
Zephyrhills, Hillsborough	1
West Yarmouth, St. Lucie	1
West Aplm Beach, Palm Beach	1
Waipahu, Santa Rosa	1
Ward, Polk	1
Wellborn, Columbia	1
Topsham, Manatee	1
Town Of Nocatee, St. Johns	1
Troy, Manatee	1
Unkn, Duval	1
Sunbright, Palm Beach	1
Venetian Islands, Dade	1
Sweetwater, Manatee	1
Syracuse, Polk	1
Tallahassee, Dade	1
Tamarac, Dade	1
Tavares, Orange	1
Suitland, Volusia	1
Rileyville, Flagler	1
Saint Joseph, Volusia	1
San Antonio, Orange	1
Seminole, Leon	1
Shalimar, Unknown	1
Shirley, Flagler	1
Prattville, Hillsborough	1
Prestonsburg, Bay	1
Quincy, Jackson	1
Rapid City, Broward	1
Russellville, Bay	1
Sagamore Beach, Charlotte	1
Saint Augustine, Broward	1
Saint Cloud, Palm Beach	1
Petersburg, Manatee	1
Piasa, Putnam	1
Myakka City, Sarasota	1
Missing, Okeechobee	1
Monroe Township, Palm Beach	1
Monroe, Lee	1
Moore Haven, Okeechobee	1
Morrisville, Unknown	1
North Palm Beach, Orange	1
Northport, Sarasota	1
Oakland, Lee	1
New Middletown, Hillsborough	1
New Port Richey, Pinellas	1
Newberry, Marion	1
Newtown, Lake	1
Other, Dade	1
Oldsmar, Hillsborough	1
Olean, Alachua	1
Palmetto Bay, Palm Beach	1
Palmetto, Pasco	1
Parma, Manatee	1
Pass-A-Grille Beach, Pinellas	1

COVID-19: characteristics of 2,200,795 Florida resident cases

Data through May 1, 2021 verified as of May 2, 2021 at 09:25 AM

Data in this report are provisional and subject to change.

The table below includes the cities and counties of residence for cases in Florida residents based on the patient's ZIP Code. Note that city is not always received as part of the initial notification and may be missing while the case is being investigated.

City and county	Cases
Westlake Village, Unknown	1
White Plains, Broward	1
Whites Creek, Leon	1
Windermere, Volusia	1
Wtixrat, Dade	1
Watersound, Bay	1
Unk, Duval	1
Ventura, Orange	1
University Of Central Florida, Lee	1
Trenton, Dixie	1
Unknown, Unknown	1
Toms River, Lee	1
Tourist, Dade	1
Seffenner, Hillsborough	1
Seminole, Lee	1
Saint Petersburg, Charlotte	1
Saint Augustine, Flagler	1
Powell, Lee	1
Puerto Rico, Unknown	1
Punta Gorda, Unknown	1
Randolph, Orange	1
Rivera Beach, Palm Beach	1
Tampa, Pasco	1
Summerfield, Unknown	1
Suntise, Dade	1
Tallahassee, Madison	1
Tallahassee, Pinellas	1
Sanford, Orange	1
Stratford, Broward	1
Pembroke Pines, Orange	1
Pensacola, Sumter	1
Panama City, Unknown	1
Perth Amboy, Hillsborough	1
Port Orange, Brevard	1
Paducah, Manatee	1
Orlando, Jackson	1
Orlando, Lee	1
Newberry, Levy	1
Nantucket, Palm Beach	1
New Vernon, Palm Beach	1
Ocala, Citrus	1
Ocoee, Unknown	1
Odessa, Dade	1
Oldsrav, Manatee	1
Crossings, Unknown	1
Davenport, Lake	1
Dayton, Citrus	1
Dayton, Orange	1
Dearborn Heights, Hillsborough	1
Edgewood, Broward	1
Elkton, Putnam	1
Dover, Lee	1
Chesterfield, Broward	1
Carteret, Polk	1
Cincinnati, Dade	1
Connellsville, Highlands	1
Armstrong, St. Johns	1
Atl, Brevard	1
Alva, Escambia	1

COVID-19: characteristics of 2,200,795 Florida resident cases

Data through May 1, 2021 verified as of May 2, 2021 at 09:25 AM

Data in this report are provisional and subject to change.

The table below includes the cities and counties of residence for cases in Florida residents based on the patient's ZIP Code. Note that city is not always received as part of the initial notification and may be missing while the case is being investigated.

City and county	Cases
Andalusia, Escambia	1
Arcadia, Highlands	1
Baker, Santa Rosa	1
Belleville, Palm Beach	1
Belmont, Santa Rosa	1
Blountstown, Broward	1
Bronson, Alachua	1
Brooker, Alachua	1
Bradenton, Clay	1
Brandon, Pinellas	1
Bonita, Lee	1
Bocaraten, Palm Beach	1
Hudson, Pinellas	1
Indian Rock Beach, Palm Beach	1
Hoosick Falls, Broward	1
Hialeahgardens, Dade	1
Hiram, Leon	1
Interlachen, Duval	1
Jacksonville, Nassau	1
Fort Myers, Broward	1
Gainesville, Okaloosa	1
Floral, Okaloosa	1
Forestville, Volusia	1
Greenbrier, Bay	1
Greenville, Palm Beach	1
Groveland, Orange	1
Longwood, Broward	1
Lucedale, St. Lucie	1
Leesburg, Broward	1
Kure Beach, Monroe	1
Lakeland, Palm Beach	1
Kaclsonville, Duval	1
Kechi, Orange	1
Mexico, Orange	1
Miami Gardens, Unknown	1
Middletown, Osceola	1
Mayaguez, Dade	1
Macclenny, Duval	1
Mantua, Broward	1
Monroe, Hillsborough	1
Missing, Gilchrist	1
Parlin, Broward	1
Ponce, Orange	1
Plant City, Hendry	1
Plant City, Pinellas	1
Plantation, Unknown	1
Orem, Nassau	1
Orlando, Highlands	1
Northville, Broward	1
Ocala, Indian River	1
Ocoee, Broward	1
Olando, Orange	1
Ocoee, Polk	1
Summerville, Dade	1
Tallahassee, Escambia	1
Tampa, Lee	1
Stockbridge, Leon	1
Sullivans Island, Dade	1
South Otselic, Dade	1

COVID-19: characteristics of 2,200,795 Florida resident cases

Data through May 1, 2021 verified as of May 2, 2021 at 09:25 AM

Data in this report are provisional and subject to change.

The table below includes the cities and counties of residence for cases in Florida residents based on the patient's ZIP Code. Note that city is not always received as part of the initial notification and may be missing while the case is being investigated.

City and county	Cases
Sevierville, Dade	1
Southampton, Palm Beach	1
Springhill, Unknown	1
Pound Ridge, Leon	1
Port Saint Lucie, Duval	1
Richmond Heights, Dade	1
Ridge Manor, Hernando	1
Riverview, Pinellas	1
Rochester, Lee	1
Rosemary Beach, Bay	1
Saint Cloud, Orange	1
Saint Petersburg, Dade	1
San Juan, Osceola	1
San Pedro Sula, Dade	1
Sandy, Duval	1
Tinley Park, Lee	1
University Of Central Fl, Dade	1
Telluride, Lee	1
Windermere, Polk	1
Winter Park, Lake	1
Wayne, Dade	1
West Lafayette, Desoto	1
West Simsbury, Collier	1
Winter, Pinellas	1
Downers Grove, St. Lucie	1
Delrey Beach, Palm Beach	1
Export, Palm Beach	1
Fdsf, Unknown	1
Felda, Palm Beach	1
Flagler Beach, Volusia	1
Flora, Lee	1
Fort Myers, Lake	1
Fresno, Pasco	1
Fruitland Park, Sumter	1
Gainesville, Marion	1
Gastonia, Polk	1
Clearwater, Highlands	1
Clermont, Unknown	1
Columbia, Orange	1
Coral Gables, Unknown	1
Coral Springs, Unknown	1
Crestview, Dade	1
Dade City, Polk	1
Darien, Pasco	1
Arcadia, Charlotte	1
Aspen, Palm Beach	1
Atl, Broward	1
Atlanta, Broward	1
Aurburndale, Polk	1
Aventura, Unknown	1
Azalea Park, Sarasota	1
Biscayne Park, Broward	1
Alpharetta, Alachua	1
Apalachicola, Leon	1
Brooksville, Columbia	1
Bryn Mawr, Collier	1
Canfield, Duval	1
Naugatuck, Lee	1
New Braunfels, Monroe	1

COVID-19: characteristics of 2,200,795 Florida resident cases

Data through May 1, 2021 verified as of May 2, 2021 at 09:25 AM

Data in this report are provisional and subject to change.

The table below includes the cities and counties of residence for cases in Florida residents based on the patient's ZIP Code. Note that city is not always received as part of the initial notification and may be missing while the case is being investigated.

City and county	Cases
New Vernon, Sarasota	1
New York, Broward	1
Newport Beach, Palm Beach	1
North Adams, Manatee	1
North Little Rock, Palm Beach	1
Myakka, Duval	1
Missing, Hendry	1
Missing, Baker	1
Milford, Palm Beach	1
Milford, Polk	1
Minneapolis, Broward	1
Melbourne, Dade	1
Melbourne, Orange	1
Miami Beach, Palm Beach	1
Miami Granders, Dade	1
Johns Island, Wakulla	1
Killarney, Orange	1
Knoxville, Duval	1
Harrison, Dade	1
Havanna, Gadsden	1
Jacksonville, Flagler	1
Jacksonville, Palm Beach	1
Hilliard, Dade	1
Hollywood, Leon	1
Homestead, Monroe	1
Homestead, Unknown	1
Humble, Broward	1
Green, Clay	1
Greensburg, Orange	1
Greenville, Monroe	1
Gulf Shores, Escambia	1
Maitland, Unknown	1
Matlacha Island, Lee	1
Los Angeles, Polk	1
Lakeland, Pasco	1
Lakewood, Unknown	1
Lake City, Volusia	1
Chipley, Holmes	1
Celebration, Palm Beach	1
Chattanooga, Dade	1
Clarksboro, Lee	1
Colorado Springs, Unknown	1
Conifer, Lee	1
El Paso, Unknown	1
Elbow Lake, Palm Beach	1
Dunellen, Dade	1
Diamond, Highlands	1
Doral, Broward	1
Cutler Bay, Broward	1
Daniel Island, Bay	1
Altamonte, Orange	1
Alva, Collier	1
333, Unknown	1
Allentown, Putnam	1
Apple Creek, Citrus	1
Amelia Village, Nassau	1
Barefoot Beach, Lee	1
Battle Creek, Manatee	1
Avon, Manatee	1

COVID-19: characteristics of 2,200,795 Florida resident cases

Data through May 1, 2021 verified as of May 2, 2021 at 09:25 AM

Data in this report are provisional and subject to change.

The table below includes the cities and counties of residence for cases in Florida residents based on the patient's ZIP Code. Note that city is not always received as part of the initial notification and may be missing while the case is being investigated.

City and county	Cases
Aventura, Osceola	1
Boston, Dade	1
Brewster, Volusia	1
Bryn Mawr, Palm Beach	1
Burkeville, Brevard	1
Camden Wyoming, Duval	1
Azalea Park, Osceola	1
Bear Grass, Palm Beach	1
Boca Raton,, Palm Beach	1
Homer, Escambia	1
Havana, Leon	1
Hickory, Lee	1
Fort Denaud, Glades	1
Fort Meyers, Lee	1
Fortwalton Beach, Okaloosa	1
Garland, Orange	1
Fairless Hills, Broward	1
FI State Lot, Leon	1
Eatonville, Seminole	1
Everett, Dade	1
Lake Mary, Lake	1
Jeffersonville, Broward	1
Madison, Unknown	1
Longwood, Orange	1
Lansdale, Lake	1
Lapeer, Manatee	1
Lehigh Cares, Lee	1
Live Oak, Columbia	1
Loganville, Orange	1
Missing, Wakulla	1
Monterey, Broward	1
Mumford, Manatee	1
N/A, Duval	1
Naples, Alachua	1
Ocala, Unknown	1
Ocean City, Broward	1
Old Town, Gilchrist	1
Margate, Unknown	1
Middleburg, Duval	1
Midland, Osceola	1
Missing, Hamilton	1
Miami, Charlotte	1
Miamii, Dade	1
Miami Garden, Unknown	1
San Antonio, Dade	1
San Diego, Unknown	1
Ridgewood, Broward	1
Riverview, Manatee	1
Rochester, Broward	1
Roseland, Palm Beach	1
Porter Ranch, Dade	1
Raiford, Bradford	1
Republic, Monroe	1
Richmond, Palm Beach	1
Opa Locka, Polk	1
Orem, Sarasota	1
Ponte Vedra Beach, Orange	1
Port Orange , Volusia	1
Port Saint Lucie, Indian River	1

COVID-19: characteristics of 2,200,795 Florida resident cases

Data through May 1, 2021 verified as of May 2, 2021 at 09:25 AM

Data in this report are provisional and subject to change.

The table below includes the cities and counties of residence for cases in Florida residents based on the patient's ZIP Code. Note that city is not always received as part of the initial notification and may be missing while the case is being investigated.

City and county	Cases
Pompano Beach, Alachua	1
Oviedo, Leon	1
University Of Central Florida, Hillsborough	1
University Of Central Fl, Pasco	1
Union City, Bradford	1
Westerville, Hillsborough	1
Village Of Palm Springs, Palm Beach	1
Virginia Beach, Alachua	1
Wayne, Palm Beach	1
Webster, Pasco	1
Wekiva Springs, Orange	1
Sebastian, Lake	1
Sandyport, Dade	1
Sanford, Palm Beach	1
Russellville, Hillsborough	1
Saint Augustine, Okaloosa	1
Steinhatchee, Alachua	1
Tower Lakes, Lee	1
Tallahassee, Wakulla	1
Tampa, Escambia	1
Tampa, Manatee	1
Tangerine, Lake	1
Winston Salem, Unknown	1
Winter Garden, Hillsborough	1
Wilton Manors, Dade	1
Wilbur By The Sea, Volusia	1
Willowbrook, Lee	1
Wilmington, Pasco	1
Woodland Hills, Brevard	1
Youngstown, Calhoun	1
Yulee, Duval	1
Fort Myers, Dade	1
Floral, Escambia	1
Gainesville, Baker	1
Gilmer, Dade	1
Grassy Key, Monroe	1
Haledon, Dade	1
Jacksonville, Manatee	1
Jamaica, Broward	1
Haverford, Hillsborough	1
Herrin, Orange	1
Jupiter, Unknown	1
Jersey City, Polk	1
Marshall, Palm Beach	1
Marianna, Calhoun	1
Lemoyne, Manatee	1
Los Angeles, Palm Beach	1
Lyndhurst, Broward	1
Magnolia Square, Osceola	1
Maitland, Alachua	1
Lake In The Hills, Columbia	1
Lake Placid, Alachua	1
Kingsland, Duval	1
Kissimmee, Brevard	1
Lawrence Township, Palm Beach	1
Las Vegas, Orange	1
Lake Worth Beach, Broward	1
Lander, Citrus	1
Bronx, Broward	1

COVID-19: characteristics of 2,200,795 Florida resident cases

Data through May 1, 2021 verified as of May 2, 2021 at 09:25 AM

Data in this report are provisional and subject to change.

The table below includes the cities and counties of residence for cases in Florida residents based on the patient's ZIP Code. Note that city is not always received as part of the initial notification and may be missing while the case is being investigated.

City and county	Cases
Carol Stream, Orange	1
Castleberry, Escambia	1
Buffalo, Palm Beach	1
Bryant, Alachua	1
Alanson, Bay	1
Aollywoss, Dade	1
Apo, Pasco	1
Apopka, Flagler	1
Belleair, Hillsborough	1
Boca Raton, Unknown	1
Bohealia, Lee	1
Blowing Rock, Polk	1
Dorchester, Orange	1
Estero, Collier	1
Fanning Springs, Levy	1
Felton, Manatee	1
Deland, Polk	1
Cumberland, Palm Beach	1
Dade City, Hillsborough	1
Dallas, Lee	1
De Leon Springs, Putnam	1
Dearborn, Lee	1
Clear Brook, Lee	1
Charlotte, Pasco	1
Crestview, Holmes	1
College Station, Lake	1
Columbus, Brevard	1
Cookeville, Seminole	1
Opalocka, Dade	1
Orlando, Union	1
Ovido, Seminole	1
Oxford, Palm Beach	1
North Canton, Palm Beach	1
Oakland, Leon	1
Ocala, Alachua	1
Okeechobee, St. Lucie	1
Miamf, Dade	1
Miami G, Dade	1
Miami, Collier	1
Miami, St. Lucie	1
New Richmond, Volusia	1
Rio Dell, Volusia	1
Rochelle, Volusia	1
Port Saint Lucie, Orange	1
Princeton, Alachua	1
Provincetown, Collier	1
Panama City, Walton	1
Palm Coast, Duval	1
Perry, Leon	1
Perth Amboy, Monroe	1
Sarasota, Charlotte	1
Sarasota, Hillsborough	1
Saint Cloud, Lee	1
Saint Johns, Orange	1
San Antonio, Sarasota	1
Sanford, Volusia	1
Shannon, Collier	1
Soddy Daisy, Broward	1
Soldotna, Broward	1

COVID-19: characteristics of 2,200,795 Florida resident cases

Data through May 1, 2021 verified as of May 2, 2021 at 09:25 AM

Data in this report are provisional and subject to change.

The table below includes the cities and counties of residence for cases in Florida residents based on the patient's ZIP Code. Note that city is not always received as part of the initial notification and may be missing while the case is being investigated.

City and county	Cases
South Burlington, Orange	1
Spring Park, Alachua	1
Winter Park, Osceola	1
Wood River, Polk	1
Worcester, Palm Beach	1
Steinhatchee, Madison	1
Tamarac, Seminole	1
Tampa, Volusia	1
Tangerine, Seminole	1
Tewksbury, Orange	1
Umatilla, Alachua	1
University Of Central Florida, Monroe	1
Toms River, Dade	1
Wheaton, Lee	1
Winter Park, Alachua	1
Wilmington, Broward	1
Wesley Chapel, Alachua	1
Virginia Beach, Hernando	1
Waco, Broward	1
Washington, Broward	1
Zolfo Springs, Polk	1
Wells, Polk	1
Winter Garden, Pinellas	1
Yukon, Broward	1
Winter Park, Broward	1
Westbrook, Dade	1
Wichita, Volusia	1
Winder Garden, Orange	1
Windermere, Leon	1
Windermere, Osceola	1
Windermere, Seminole	1
Winter Garden, Broward	1
Washington, Unknown	1
Sun City Center, Hardee	1
Spring Hill , Hernando	1
Spring Hill, Dade	1
Starke, Clay	1
Stone Mountain, Palm Beach	1
Tulsa, Orange	1
Tiffin, Highlands	1
Tallahassee, Duval	1
Tampa, Palm Beach	1
Tavares, Marion	1
Temple Terrace, Pasco	1
Saint Cloud, Unknown	1
Saint Johns, Unknown	1
Saint Petersburg, St. Lucie	1
Sandford, Seminole	1
Shelton, Manatee	1
Sodus, Charlotte	1
Sarasota, Flagler	1
Saxis, Lee	1
Schenectady, Polk	1
Sebring, Lee	1
Orange City, Seminole	1
Orange Park , Duval	1
Orem, Broward	1
Orlando, Columbia	1
Orlando, Indian River	1

COVID-19: characteristics of 2,200,795 Florida resident cases

Data through May 1, 2021 verified as of May 2, 2021 at 09:25 AM

Data in this report are provisional and subject to change.

The table below includes the cities and counties of residence for cases in Florida residents based on the patient's ZIP Code. Note that city is not always received as part of the initial notification and may be missing while the case is being investigated.

City and county	Cases
Orlando, Sarasota	1
Parker, Dade	1
Parker, Leon	1
Palm Coast, Polk	1
Oviedo, Brevard	1
Pacifica, Dade	1
Potomac, Palm Beach	1
Port Everglades, Broward	1
Peoria, Unknown	1
Plantation, Orange	1
Pompano Beach, Martin	1
Rye, Duval	1
Rex, Duval	1
New Orleans, Palm Beach	1
Newark, Broward	1
Newburgh, Bay	1
North Pole, Seminole	1
North Port, Lee	1
Old Town, Alachua	1
Omaha, Palm Beach	1
Ona, Manatee	1
Oooooo, Unknown	1
Ocoee, Osceola	1
Okeechobee, Broward	1
Navarre, Dade	1
Middlesburg, Duval	1
Los Angeles Ca, Unknown	1
Los Angeles, Hardee	1
Lewisburg, Pasco	1
Littleton, Dade	1
Leesburg, Marion	1
Largo, Unknown	1
Miami, Manatee	1
Miami Beach, Broward	1
Macdill Air Force Base, Hillsborough	1
Manchester, Okaloosa	1
Margate, Dade	1
Marshall, Dade	1
Medford, Palm Beach	1
Hallandale Beach, Unknown	1
Harrison, Pinellas	1
Granada Hills, Broward	1
Guilford, Dade	1
Hailandale, Unknown	1
Homosassa, Hernando	1
Homossassa, Citrus	1
Holly Ridge, Orange	1
Homeless, Polk	1
Homestead, Orange	1
Jerusalem, St. Johns	1
Lake City, Hamilton	1
La Grange, Dade	1
Cuttler Bay, Dade	1
Cypress, Leon	1
Deland, St. Lucie	1
Deltona, Orange	1
Davenport, Orange	1
Daytona Beach, Unknown	1
East Hampton, Palm Beach	1

COVID-19: characteristics of 2,200,795 Florida resident cases

Data through May 1, 2021 verified as of May 2, 2021 at 09:25 AM

Data in this report are provisional and subject to change.

The table below includes the cities and counties of residence for cases in Florida residents based on the patient's ZIP Code. Note that city is not always received as part of the initial notification and may be missing while the case is being investigated.

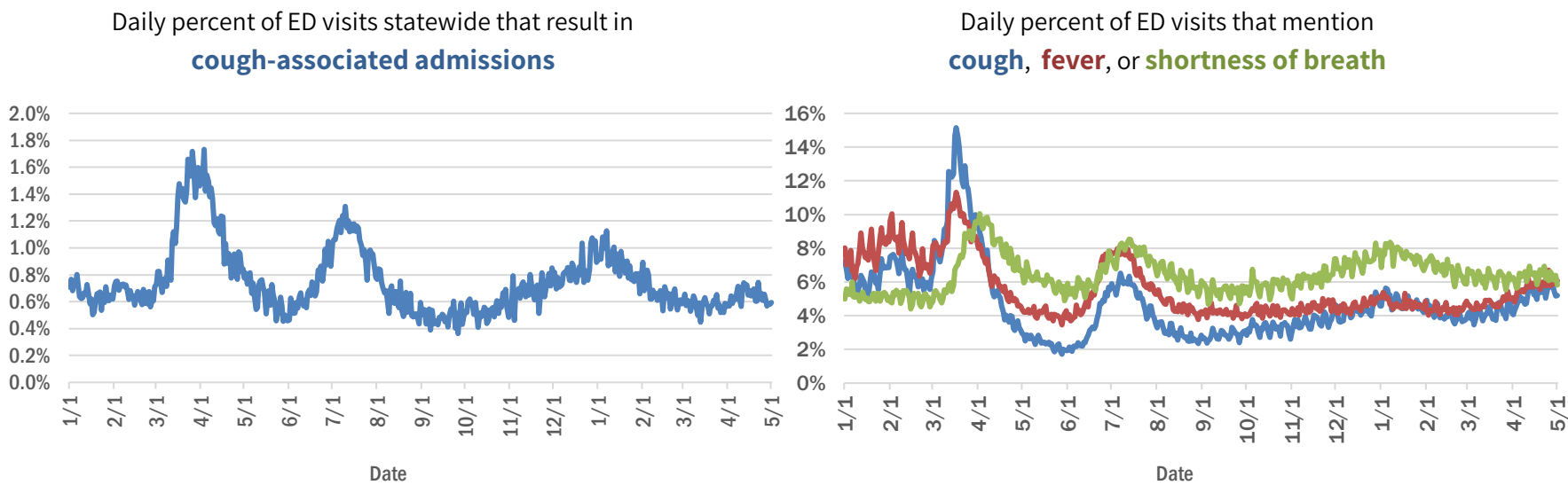
City and county	Cases
Foley, Escambia	1
Fort Myers, Manatee	1
Fort Myers-, Lee	1
Gainesville, Duval	1
Altoona, Marion	1
Anaheim, Unknown	1
Argyle, Walton	1
Athens, Duval	1
Bogota, Orange	1
Bal Harbor, Dade	1
Bridgeport, Dade	1
Bronx, Palm Beach	1
Bradenton, Dade	1
Bradenton, Osceola	1
Cambridge, Broward	1
Clermont, Seminole	1
Clermont, Volusia	1
Clewiston, Glades	1
Coconut Creek, Dade	1
Coconut Creek, Unknown	1
Columbus, Dade	1
Conway, Leon	1
Coventry, Broward	1
Total	2,200,795

COVID-19: additional surveillance information

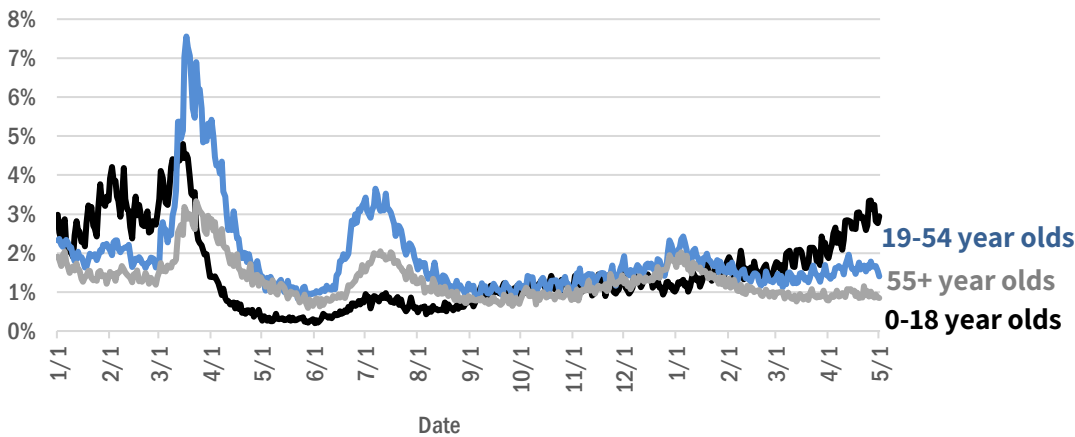
Data through May 1, 2021 verified as of May 2, 2021 at 09:25 AM

Data in this report are provisional and subject to change.

Statewide emergency department (ED) chief complaint and admission data



Daily percent of ED visits statewide that mention cough by age group



The Electronic Surveillance System for the Early Notification of Community-Based Epidemics (ESSENCE-FL) includes chief complaint data from 211 of 211 Florida EDs. Data are transmitted electronically to ESSENCE-FL daily or hourly.

COVID-19: testing by laboratory

Data through May 1, 2021 verified as of May 2, 2021 at 09:25 AM

Data in this report are provisional and subject to change.

The numbers in the table below represent the number of Florida and non-Florida residents for whom test results were received by the Department of Health. A person can be tested by more than one laboratory and can have both positive and negative results. **Therefore, the sum of the numbers in each column will be larger than the total number of people tested.**

Reporting lab	Inconclusive	Negative	Positive	Percent positive	Total
CURATIVE LABS	16,361	1,786,445	280,245	13%	2,083,051
LABORATORY CORPORATION OF AMERICA	2,659	1,704,247	231,515	12%	1,938,421
QUEST DIAGNOSTICS	12,369	1,428,556	209,872	13%	1,650,797
BIO REFERENCE LABORATORIES, INC	7,570	981,354	189,515	16%	1,178,439
HELIX	10,469	755,846	132,575	15%	898,890
REALTOX LABS LLC	6,995	627,796	103,360	14%	738,151
NOMI_HEALTH	3,520	583,327	80,774	12%	667,621
RCA LABORATORY SERVICES, LLC/GENETWORX		494,854	55,658	10%	550,512
PALM BEACH BALLPARK		390,516	44,561	10%	435,077
GENETWORX	661	390,596	33,001	8%	424,258
CDR MAGUIRE - HEALTH CARE CENTER		338,620	51,562	13%	390,182
PWNHEALTH	2,212	321,891	44,957	12%	369,060
IMPACT HEALTH BIOMETRIC TESTING, INC	1,048	235,799	28,525	11%	265,372
BPHL-JACKSONVILLE	18	205,428	35,241	15%	240,687
EAST FLORIDA STATE COLLEGE - BREVARD		212,886	26,986	11%	239,872
ADVENTHEALTH LAB	99	190,501	24,538	11%	215,138
FULGENT DIAGNOSTICS LABORATORY	4,155	182,644	20,980	10%	207,779
BPHL-MIAMI	225	171,286	28,445	14%	199,956
NOMI HEALTH LAB SERVICES		172,680	20,000	10%	192,680
MAKO GENOMICS	8,273	147,165	27,132	15%	182,570
CB SMITH PARK		150,114	18,792	11%	168,906
MAYO CLINIC LABORATORIES	343	145,716	17,938	11%	163,997
BAYCARE LABORATORIES LLC	678	149,888	12,574	8%	163,140
AEGIS SCIENCES CORPORATION	1,379	137,385	21,985	14%	160,749
MEMORIAL REGIONAL HOSPITAL SOUTH	31	127,248	25,582	17%	152,861
ELABNETWORK	1,059	139,628	11,998	8%	152,685
ORLANDO HEALTH SYSTEM	687	134,667	13,602	9%	148,956
ASCENSION SACRED HEART HOSPITAL - PENSACOLA	2	118,928	18,157	13%	137,087
BIOCOLLECTIONS WORLDWIDE, INC	776	118,199	13,912	10%	132,887
NORTHWEST LABORATORY	247	121,139	6,479	5%	127,865
AKESOGEN		104,171	20,235	16%	124,406
TESTING MATTERS INC	1,356	102,586	19,281	16%	123,223
ADVENT HEALTH LAB	112	101,258	13,955	12%	115,325
BPHL-TAMPA (SPECTRUM BLVD)	46	96,816	17,934	16%	114,796
MEDICAL DIAGNOSTIC LABORATORIES	977	98,612	14,221	12%	113,810
UF HEALTH MEDICAL LAB	33	103,463	9,765	9%	113,261
TAMPA GENERAL HOSPITAL	4	102,160	9,780	9%	111,944
DIATHERIX LABORATORIES (VRL EUROFINs)	1	90,591	13,359	13%	103,951
BAPTIST HEALTH SOUTH FLORIDA	397	89,343	13,320	13%	103,060
KORVALABS, INC	1,285	92,426	4,740	5%	98,451
SUNPATH MEDICAL DIAGNOSTICS LABORATORY	845	80,457	12,398	13%	93,700
ASCENSION ST VINCENT'S - RIVERSIDE	2	76,305	10,582	12%	86,889
LAKELAND REGIONAL MEDICAL CENTER	278	75,148	9,699	11%	85,125
SOUTH MIAMI HOSPITAL LAB	473	73,727	10,251	12%	84,451
JACKSON MEMORIAL HOSPITAL CLINICAL LAB	79	71,557	12,334	15%	83,970
INGENIOUS PERSONALIZED MEDICINE	250	62,895	12,684	17%	75,829
MINUTECLINIC LLC		63,308	10,683	14%	73,991

COVID-19: testing by laboratory

Data through May 1, 2021 verified as of May 2, 2021 at 09:25 AM

Data in this report are provisional and subject to change.

The numbers in the table below represent the number of Florida and non-Florida residents for whom test results were received by the Department of Health. A person can be tested by more than one laboratory and can have both positive and negative results. **Therefore, the sum of the numbers in each column will be larger than the total number of people tested.**

Reporting lab	Inconclusive	Negative	Positive	Percent positive	Total
UF HEALTH SHANDS HOSPITAL	533	67,696	4,830	7%	73,059
AMERICAN HEALTH ASSOCIATES	9	65,828	5,381	8%	71,218
APPLIED INGENUITY DIAGNOSTICS LLC		63,559	3,272	5%	66,831
AIT LABORATORIES		55,917	6,871	11%	62,788
BAPTIST HEALTH - JACKSONVILLE	4	55,741	4,207	7%	59,952
GENESIS REFERENCE LABORATORIES		53,133	5,506	9%	58,639
ADVENTIST HEALTH SYSTEMS SUNBELT INC DBA		50,025	6,485	11%	56,510
SARASOTA MEMORIAL HOSPITAL MAIN LAB	12	50,132	4,175	8%	54,319
TALLAHASSEE MEMORIAL HOSPITAL	242	47,620	5,641	11%	53,503
ARUP LABORATORIES	16	50,112	2,927	6%	53,055
NICKLAUS CHILDREN'S HOSPITAL	74	46,759	5,845	11%	52,678
BROWARD GENERAL MEDICAL CENTER-CLINICAL LAB	2	47,369	5,182	10%	52,553
AMELIA EARHART		43,928	7,258	14%	51,186
FLORIDA HOSPITAL - TAMPA	37	46,024	3,628	7%	49,689
DWIC OF TAMPA BAY INC		42,138	5,744	12%	47,882
MEDFAST URGENT CARE CENTERS, LLC	20	41,172	6,260	13%	47,452
VIRACOR EUROFINs		36,097	9,851	21%	45,948
MILLENNIUM PHYSICIAN GROUP	17	37,626	7,386	16%	45,029
UNIVERSITY OF MIAMI HOSPITAL	154	40,230	3,995	9%	44,379
LEE HEALTH - CAPE CORAL HOSPITAL	3	37,962	6,049	14%	44,014
INTEGRATED REGIONAL LABORATORIES LLP	14	38,423	5,396	12%	43,833
UF HEALTH JACKSONVILLE	61	38,385	4,311	10%	42,757
ECCO LAB GROUP CO	546	35,628	4,788	12%	40,962
MOUNT SINAI MEDICAL CENTER	13	34,180	3,614	10%	37,807
NORTH FLORIDA REGIONAL MEDICAL CENTER		33,753	3,719	10%	37,472
ORANGE COUNTY CONVENTION CENTER		33,330	3,720	10%	37,050
NIGHT LITE PEDIATRIC CENTER LLC		33,200	3,442	9%	36,642
ST JOSEPHS HOSPITAL LABORATORY	23	32,376	4,038	11%	36,437
BRANDON REGIONAL HOSPITAL		32,109	4,164	11%	36,273
WALGREENS	38	30,312	5,595	16%	35,945
MIAMI DADE COUNTY		32,091	3,527	10%	35,618
STS LAB 2 LLC	6	33,307	1,830	5%	35,143
GENESIS MEDICAL LABORATORY	472	29,341	5,145	15%	34,958
JUPITER MEDICAL CENTER LAB	87	30,847	2,964	9%	33,898
JFK MEDICAL CENTER LAB	1	28,990	3,629	11%	32,620
PALMETTO GENERAL HOSPITAL LAB	3	26,847	5,123	16%	31,973
HOLY CROSS HOSPITAL CLINICAL LAB	1	29,143	2,720	9%	31,864
WATSON CLINIC LLP		25,294	5,924	19%	31,218
AVENTUS BIO LABS	16	26,400	3,630	12%	30,046
MIAMI BEACH CONVENTION CENTER		26,105	2,110	7%	28,215
INFINITY BIOLOGIX LLC (GINKO BIOWORKS)	117	26,429	1,233	4%	27,779
MALABAR MEDICAL WALK IN CLINIC	1	23,252	4,509	16%	27,762
CLEVELAND CLINIC TRADITION HOSPITAL		25,659	2,068	7%	27,727
HEALTHLINK DIAGNOSTIC LABORATORIES	298	24,860	2,462	9%	27,620

COVID-19: testing by laboratory

Data through May 1, 2021 verified as of May 2, 2021 at 09:25 AM

Data in this report are provisional and subject to change.

The numbers in the table below represent the number of Florida and non-Florida residents for whom test results were received by the Department of Health. A person can be tested by more than one laboratory and can have both positive and negative results. **Therefore, the sum of the numbers in each column will be larger than the total number of people tested.**

Reporting lab	Inconclusive	Negative	Positive	Percent positive	Total
CLEVELAND CLINIC HOSPITAL LAB	4	24,424	2,635	10%	27,063
ACCESS DX LABORATORY	232	23,689	2,144	8%	26,065
MORTON PLANT HOSPITAL-ADLER INSTITUTE	26	23,128	2,837	11%	25,991
SAINT MARY'S MEDICAL CENTER	27	22,297	2,466	10%	24,790
LAB DIAGNOSTICS LLC	398	18,738	5,377	22%	24,513
DRS CLACK SPENCER WHITE & MCCORMACK PA D/B/A		22,136	2,170	9%	24,306
UNITED CLINICAL LABORATORY LLC	3	21,446	2,780	11%	24,229
PANCARE OF FLORIDA INC		21,129	2,555	11%	23,684
BAYFRONT HEALTH - ST PETERSBURG	17	20,708	2,674	11%	23,399
STATLAB_MOBILE	1	20,547	2,064	9%	22,612
NAPLES COMMUNITY HOSPITAL	74	20,007	2,074	9%	22,155
PATIENTS FIRST LAKE ELLA MEDICAL CENTER PA		18,455	3,323	15%	21,778
LEESBURG REGIONAL MEDICAL CENTER		18,389	2,506	12%	20,895
CLARITY LAB SOLUTIONS	111	18,595	2,152	10%	20,858
HOMESTEAD HOSPITAL CLINICAL LABORATORY	27	17,212	3,587	17%	20,826
ADVENT HEALTH - DAYTONA BEACH	32	18,890	1,759	9%	20,681
LAWNWOOD REGIONAL MEDICAL CENTER	1	18,200	2,455	12%	20,656
OSCEOLA REGIONAL MEDICAL CENTER	1	18,104	2,496	12%	20,601
EXACT SCIENCES LABORATORIES	1	18,177	2,308	11%	20,486
SYNERGY DIAGNOSTIC LABORATORY	98	17,918	2,455	12%	20,471
NORTHWEST MEDICAL CENTER	1	17,737	2,425	12%	20,163
VISTA CLINICAL DIAGNOSTICS	491	17,391	2,161	11%	20,043
MEMORIAL HOSPITAL JACKSONVILLE	8	17,078	2,892	14%	19,978
ORANGE PARK MEDICAL CENTER	9	16,364	2,849	15%	19,222
BETHESDA HOSPITAL EAST		17,309	1,673	9%	18,982
OAK HILL HOSPITAL		16,746	2,023	11%	18,769
DELRAY MEDICAL CENTER LAB	3	16,817	1,814	10%	18,634
INDIAN RIVER PATHOLOGY LLC		17,289	1,337	7%	18,626
LABS ASAP LLC		16,603	1,619	9%	18,222
MEMORIAL REGIONAL HOSPITAL CLINICAL LABORATORY	10	17,039	1,121	6%	18,170
WEST KENDALL BAPTIST HOSPITAL	14	14,595	3,266	18%	17,875
ADVENTHEALTH CENTRA CARE LAKE BUENA VISTA		15,612	2,142	12%	17,754
BAPTIST HEALTH - SOUTH		16,421	1,331	7%	17,752
MEDRITE MEDICAL CARE, PC	6,840	9,740	976	6%	17,556
NEMOURS CHILDRENS HOSPITAL	1	16,432	1,033	6%	17,466
HEALTH CENTER AT SINAI RESIDENCES		16,924	506	3%	17,430
BIOCERNA LABS	461	14,582	2,112	12%	17,155
LARGO MEDICAL CENTER		15,323	1,824	11%	17,147
WINTER HAVEN HOSPITAL CLINICAL LABORATORY	4	14,543	2,582	15%	17,129
ACCESS MEDICAL LABORATORIES	4	8,756	8,333	49%	17,093
MOLECULAR INFECTIOUS DISEASES	656	15,471	738	4%	16,865
THE HEALTHCARE DISTRICT OF PALM BEACH COUNTY	51	14,633	2,063	12%	16,747
MEDICAL CENTER OF TRINITY CLINICAL LABORATORY	2	14,988	1,690	10%	16,680
PALMS WEST HOSPITAL LAB	2	14,372	2,155	13%	16,529
FULGENT DIAGNOSTICS	172	15,345	1,003	6%	16,520

COVID-19: testing by laboratory

Data through May 1, 2021 verified as of May 2, 2021 at 09:25 AM

Data in this report are provisional and subject to change.

The numbers in the table below represent the number of Florida and non-Florida residents for whom test results were received by the Department of Health. A person can be tested by more than one laboratory and can have both positive and negative results. **Therefore, the sum of the numbers in each column will be larger than the total number of people tested.**

Reporting lab	Inconclusive	Negative	Positive	Percent positive	Total
UHEALTH CORAL GABLES/LENNAR MED CTR	55	15,120	1,099	7%	16,274
WELLINGTON REGIONAL MED CTR LAB	6	14,468	1,798	11%	16,272
BAPTIST HEALTHCARE - BAPTIST HOSPITAL	6	12,888	3,316	20%	16,210
NATIONWIDE LABORATORY SERVICES INC	556	13,785	1,862	11%	16,203
LEE HEALTH - LEE MEMORIAL HOSPITAL		12,340	3,768	23%	16,108
PRIVA PATH LABS	82	14,856	1,016	6%	15,954
WEST FLORIDA HOSPITAL LAB	1	12,622	3,162	20%	15,785
MERCY HOSPITAL A CAMPUS OF PLANTATION GEN HOSP LAB	1	13,399	2,327	15%	15,727
WESTSIDE REGIONAL MED CTR	2	13,357	2,262	14%	15,621
GOOD SAMARITAN MEDICAL CENTER LAB	2	13,636	1,937	12%	15,575
REGIONAL MEDCIAL CENTER BAYONET POINT	2	14,162	1,225	8%	15,389
CARDIOPATH	84	13,026	1,922	13%	15,032
THE VILLAGES REGIONAL HOSPITAL		13,577	1,439	10%	15,016
GULF COAST MEDICAL CENTER MICROLAB		11,669	3,086	21%	14,755
NONA SCIENTIFIC	5	11,541	3,170	22%	14,716
AVENTURA HOSPITAL LAB		11,887	2,670	18%	14,557
INDIAN RIVER MEDICAL CENTER LAB		13,669	852	6%	14,521
CORAL GABLES HOSPITAL CLINICAL LABORATORY		12,347	2,104	15%	14,451
BAPTIST HEALTH SOUTH FLORIDA - WEST KENDALL URGENT CARE		11,820	2,321	16%	14,141
PRECISION HEALTH RESOURCES LLC		13,197	918	7%	14,115
CAPITAL REGIONAL MEDICAL CTR		11,560	2,512	18%	14,072
BLAKE MEDICAL CENTER		12,331	1,628	12%	13,959
WEST BOCA MEDICAL CENTER LAB		12,945	1,005	7%	13,950
LEE DAVIS COMMUNITY RESOURCE CENTER		11,807	2,045	15%	13,852
HALIFAX MEDICAL CENTER LAB	39	11,755	2,040	15%	13,834
LEE HEALTH - HEALTH PARK MEDICAL CENTER		11,542	2,112	15%	13,654
MANATEE MEMORIAL HOSPITAL		12,507	1,131	8%	13,638
ST ANTHONY'S HOSPITAL LAB	30	11,693	1,641	12%	13,364
PALM BEACH GARDENS MEDICAL CTR LAB		12,060	1,299	10%	13,359
PHYSICIANS REGIONAL MEDICAL CENTER - PINE RIDGE RD	1	11,713	1,272	10%	12,986
CernerELR_Advent		11,365	1,565	12%	12,930
PLANTATION GENERAL HOSPITAL		10,952	1,962	15%	12,914
LAKE CITY MEDICAL CENTER		10,465	2,337	18%	12,802
ST JOSEPHS HOSPITAL	18	10,856	1,849	15%	12,723
FAU		11,640	1,068	8%	12,708
FLORIDA LABORATORY ANALYSIS		11,148	1,549	12%	12,697
FLORIDA HOSPITAL HEARTLAND MED CTR CLINICAL LAB	33	11,075	1,561	12%	12,669
GENOVA DIAGNOSTICS LABORATORY	70	11,428	1,129	9%	12,627
PATHNOSTICS	46	10,062	2,467	20%	12,575
LARKIN COMMUNITY HOSPITAL	10	10,866	1,573	13%	12,449
FLORIDA MEDICAL CENTER - A CAMPUS OF NORTH SHORE	2	10,860	1,492	12%	12,354
ADVENTHEALTH CENTRA CARE WATERFORD LAKES		10,321	2,019	16%	12,340
LAKE CITY HM		11,147	988	8%	12,135
BINAXNOW	10	9,184	2,927	24%	12,121
CENTRAL FLORIDA REGIONAL HOSPITAL		10,855	1,264	10%	12,119
PWN HEALTH	17	9,958	2,081	17%	12,056
EXPRESS GENE MOLECULAR DIAGNOSTICS LABORATORY	1	10,437	1,569	13%	12,007

COVID-19: testing by laboratory

Data through May 1, 2021 verified as of May 2, 2021 at 09:25 AM

Data in this report are provisional and subject to change.

The numbers in the table below represent the number of Florida and non-Florida residents for whom test results were received by the Department of Health. A person can be tested by more than one laboratory and can have both positive and negative results. **Therefore, the sum of the numbers in each column will be larger than the total number of people tested.**

Reporting lab	Inconclusive	Negative	Positive	Percent positive	Total
FLORIDA HOSPITAL WATERMAN LABORATORY	70	10,997	863	7%	11,930
COAST DIAGNOSTICS LLC	52	10,590	1,272	11%	11,914
VIKOR SCIENTIFIC	49	9,934	1,880	16%	11,863
NORTHSIDE HOSPITAL AND HEART INSTITUTE		10,710	1,147	10%	11,857
DOCTORS HOSPITAL	7	9,999	1,847	16%	11,853
ADVENT HEALTH - WESLEY CHAPEL	14	10,711	1,127	10%	11,852
JOHNS HOPKINS ALL CHILDREN'S HOSPITAL		11,090	718	6%	11,808
MEASE COUNTRYSIDE LAB	14	10,418	1,316	11%	11,748
ST MARKS HOSPITAL LABORATORY B	78	10,627	1,002	9%	11,707
CORAL SPRINGS MED CTR		10,483	1,136	10%	11,619
HEALTHQUEST ESOTERICS		9,879	1,635	14%	11,514
FLORIDA HOSPITAL DELAND	10	10,132	1,360	12%	11,502
SARKIS CLINICAL TRIALS	25	10,071	1,368	12%	11,464
BAPTIST HEALTH SOUTH FLORIDA - COUNTRY WALK URGENT CARE		9,441	1,993	17%	11,434
ADVENTHEALTH CENTRA CARE ST CLOUD	1	9,747	1,620	14%	11,368
AMERICAN FAMILY CARE	1	6,796	4,538	40%	11,335
LEON MEDICAL CENTERS LLC		8,963	2,232	20%	11,195
WEST PALM HOSPITAL LAB		10,310	849	8%	11,159
NCF DIAGNOSTICS & DNA TECHNOLOGIES LAB	168	10,272	558	5%	10,998
GENE BY GENE, GENOMICS RESEARCH CENTER LAB	44	10,257	695	6%	10,996
SYNERGY LABORATORIES	36	9,717	1,212	11%	10,965
H LEE MOFFITT CANCER CENTER LABORATORY	4	10,469	280	3%	10,753
FLORIDA HOSPITAL FLAGLER	29	9,611	967	9%	10,607
LABSTAT LLC	26	10,027	487	5%	10,540
OCALA REGIONAL MEDICAL CENTER		9,223	1,277	12%	10,500
MEDARBOR DIAGNOSTICS	1	9,340	1,159	11%	10,500
LARKIN COMMUNITY HOSPITAL INC DBA CARDIOTROPIC		6,819	3,620	35%	10,439
BROWARD HEALTH NORTH CLINICAL LABORATORY		9,242	1,149	11%	10,391
AVECINA MEDICAL	4	6,205	4,043	39%	10,252
NORTH SHORE MEDICAL CENTER		8,470	1,662	16%	10,132
FLORIDA HOSPITAL OF CARROLLWOOD	23	8,635	1,441	14%	10,099
FIRST CHOICE LABORATORY LLC	110	9,340	607	6%	10,057
P4 CLINICAL, LLC	205	8,792	992	10%	9,989
LEE HEALTH - GULF COAST MEDICAL CENTER	2	8,163	1,806	18%	9,971
FLORIDA HOSPITAL ZEPHYRHILLS	10	8,831	1,111	11%	9,952
ADVENTHEALTH CENTRA CARE CLERMONT		8,570	1,372	14%	9,942
NCH DOWNTOWN NAPLES HOSPITAL	18	9,120	800	8%	9,938
FLORIDA HOSPITAL Ocala		8,824	1,110	11%	9,934
INDIAN RIVER MEDICAL CENTER		8,759	1,117	11%	9,876
SRQ DRIVE THROUGH☐		8,944	905	9%	9,849
ADVENTHEALTH CENTRA CARE UNIVERSITY	1	8,638	1,152	12%	9,791
AVECINA	20	9,009	705	7%	9,734
SANTA ROSA MEDICAL CENTER	2	8,186	1,537	16%	9,725
BOSTON HEART DIAGNOSTICS CORP		8,440	1,212	13%	9,652
PALM BEACH BALL PARK		8,607	1,034	11%	9,641
BAPTIST HEALTH - BEACHES		8,943	690	7%	9,633
ANNE BATES LEACH EYE HOSPITAL/ ABLEH MICROBIOLOGY LABORATORY	9	9,466	131	1%	9,606

COVID-19: testing by laboratory

Data through May 1, 2021 verified as of May 2, 2021 at 09:25 AM

Data in this report are provisional and subject to change.

The numbers in the table below represent the number of Florida and non-Florida residents for whom test results were received by the Department of Health. A person can be tested by more than one laboratory and can have both positive and negative results. **Therefore, the sum of the numbers in each column will be larger than the total number of people tested.**

Reporting lab	Inconclusive	Negative	Positive	Percent positive	Total
ADVENTHEALTH CENTRA CARE WINTER PARK		8,579	1,010	11%	9,589
ADVENTHEALTH CENTRA CARE WINTER GARDEN	1	8,433	1,093	11%	9,527
NCH NORTH NAPLES HOSPITAL	9	8,518	863	9%	9,390
CLEVELAND CLINIC MARTIN NORTH HOSPITAL		8,355	991	11%	9,346
BAPTIST HEALTH SOUTH FLORIDA - MIAMI LAKES URGENT CARE		7,330	1,980	21%	9,310
PARAMOUNT URGENT CARE	4	5,798	3,507	38%	9,309
CLEVELAND CLINIC MARTIN SOUTH HOSPITAL	1	8,314	983	11%	9,298
MEMORIAL HOSPITAL WEST LABORATORY SERVICES	14	8,426	814	9%	9,254
ST LUCIE MEDICAL CENTER		7,585	1,651	18%	9,236
MEMORIAL HOSPITAL MICRO		8,592	593	6%	9,185
INFORM DIAGNOSTICS, INC		8,631	525	6%	9,156
BAYCARE COMMUNITY HEALTH		8,921	199	2%	9,120
ADVENTHEALTH CENTRA CARE LAKELAND	1	7,868	1,251	14%	9,120
SOUTH BAY HOSPITAL CLINICAL LAB	1	8,105	959	11%	9,065
UNIVERSITY HOSPITAL AND MEDICAL CENTER		7,616	1,399	16%	9,015
CERNERELR_BAYCARE	43	8,320	616	7%	8,979
LEE HEALTH CONVENIENT CARE - PAGE FIELD		7,992	973	11%	8,965
KD MEDICAL CHOICE LLC	5	8,025	772	9%	8,802
POINCIANA MEDICAL CENTER		6,924	1,861	21%	8,785
ADVENTHEALTH CENTRA CARE LEE ROAD		7,823	943	11%	8,766
QDX PATHOLOGY SERVICES	2	8,326	423	5%	8,751
WEST MARION COMMUINITY HOSPITAL LAB		7,331	1,398	16%	8,729
ADVENTHEALTH CENTRA CARE HUNTERS CREEK	3	7,463	1,155	13%	8,621
FLORIDA HOSPITAL FISH MEMORIAL	19	7,269	1,254	15%	8,542
LAKEWOOD RANCH MEDICAL CENTER		7,837	668	8%	8,505
ADVENTHEALTH CENTRA CARE SANFORD		7,433	1,044	12%	8,477
ISPM LABS, LLC DBA CAPSTONE DIAGNOSTICS, LLC		8,008	403	5%	8,411
MINUTECLINIC LLC		7,187	1,208	14%	8,395
BAYFRONT HEALTH - PORT CHARLOTTE		7,741	650	8%	8,391
ADVENTHEALTH EXPRESS CARE		6,905	1,435	17%	8,340
ATLANTIS URGENT CARE	12	6,538	1,773	21%	8,323
AVECINA MEDICAL OAKLEAF	3	6,977	1,330	16%	8,310
ADVENTHEALTH CENTRA CARE DR PHILLIPS		7,434	834	10%	8,268
MORTON PLANT-MEASE	5	7,419	811	10%	8,235
CERNERELR_BAPTISTMIAMI	31	7,313	862	11%	8,206
ADVENTHEALTH CENTRA CARE LAKE MARY	2	7,063	1,058	13%	8,123
ADVENTHEALTH CENTRA CARE APOPKA	1	6,943	1,149	14%	8,093
BAPTIST HEALTH SOUTH FLORIDA - WESTCHESTER URGENT CARE		6,670	1,417	18%	8,087
EMERALD COAST URGENT CARE		6,353	1,705	21%	8,058
HIALEAH HOSPITAL	4	6,272	1,756	22%	8,032
ARCPOINT LABS OF FORT MYERS	5	7,054	947	12%	8,006
ADVENTHEALTH CENTRA CARE MOUNT DORA		6,784	1,194	15%	7,978
EGLIN AIR FORCE BASE	14	6,222	1,741	22%	7,977
ADVENTIST HEALTH SYSTEMS, SUNBELT INC		6,871	1,093	14%	7,964
ADVENTHEALTH CENTRA CARE KISSIMMEE		7,074	817	10%	7,891
BAPTIST HEALTH SOUTH FLORIDA - DORAL URGENT CARE		6,303	1,518	19%	7,821
SPORTS DRUG TESTING LABORATORY	139	7,375	215	3%	7,729

COVID-19: testing by laboratory

Data through May 1, 2021 verified as of May 2, 2021 at 09:25 AM

Data in this report are provisional and subject to change.

The numbers in the table below represent the number of Florida and non-Florida residents for whom test results were received by the Department of Health. A person can be tested by more than one laboratory and can have both positive and negative results. **Therefore, the sum of the numbers in each column will be larger than the total number of people tested.**

Reporting lab	Inconclusive	Negative	Positive	Percent positive	Total
OVIEDO MEDICAL CENTER		6,911	780	10%	7,691
NCH NORTH NAPLES HOSPITAL LAB	15	6,733	830	11%	7,578
BAPTIST HEALTH - NASSAU		7,195	367	5%	7,562
COMMUNITY HEALTH CENTERS OF PINELLAS INC	2	6,067	1,400	19%	7,469
MEDEXPRESS URGENT CARE OF BOYNTON BEACH LLC		6,852	615	8%	7,467
ADVENTHEALTH CENTRA CARE ALTAMONTE		6,503	942	13%	7,445
EMPIRE CITY LABORATORIES INC	93	6,267	1,046	14%	7,406
DYNIX DIAGNOSTIX		6,629	714	10%	7,343
IMPERIAL POINT MEDICAL CENTER		6,675	642	9%	7,317
MINUTECLINIC LLC #1067		6,263	1,037	14%	7,300
ST PETERSBURG GENERAL HOSPITAL		6,233	1,060	15%	7,293
MEDEXPRESS URGENT CARE	2	5,070	2,221	30%	7,293
SUNCOAST PATHOLOGY ASSOCIATES		6,674	612	8%	7,286
HOLIDAY CVS LLC		6,863	405	6%	7,268
MEDEXPRESS URGENT CARE HUDSON		6,223	1,009	14%	7,232
WELLINGTON REGIONAL MEDICAL CENTER		6,632	586	8%	7,218
HOLMES REG MED CENTER CLINICAL LAB		6,374	752	11%	7,126
AVERO DIAGNOSTICS - IRVING	11	6,609	478	7%	7,098
ADVENTHEALTH CENTRA CARE AZALEA PARK		6,029	1,021	14%	7,050
ADVENT HEALTH - HEART OF FLORIDA ER	1	6,027	933	13%	6,961
UNKNOWN	5	3,540	3,411	49%	6,956
MINUTECLINIC LLC #8396		5,881	1,033	15%	6,914
ACUTIS DIAGNOSTICS	171	5,569	1,150	17%	6,890
AHCC WESLEY CHAPEL		6,090	800	12%	6,890
CLINICAL REFERENCE LABORATORY	2	6,520	362	5%	6,884
ST JOSEPHS NORTH HOSPITAL LAB	7	5,860	1,010	15%	6,877
LUMINUS DIAGNOSTICS		6,285	560	8%	6,845
ADVENTHEALTH CENTRA CARE OVIEDO		5,882	954	14%	6,836
FORT WALTON BEACH MEDICAL CENTER		5,874	938	14%	6,812
SOLARIS DIAGNOSTICS	11	6,089	597	9%	6,697
MINUTECLINIC		5,717	974	15%	6,691
PARAMOUNT URGENT CARE INC	1	4,268	2,411	36%	6,680
FLORIDA HOSPITAL NORTH PINELLAS	11	6,112	534	8%	6,657
VISTA CLINICAL	8	3,899	2,718	41%	6,625
RAULERSON HOSPITAL		5,708	871	13%	6,579
ANGEL KIDS PEDIATRICS		6,203	352	5%	6,555
MINUTECLINIC LLC #3703		5,331	1,222	19%	6,553
FLORIDA FAMILY LABORATORY, INC DBA	52	5,979	489	8%	6,520
FLORIDA COMMUNITY HEALTH CENTER		5,237	1,256	19%	6,493
MICROGEN DX	4	5,712	731	11%	6,447
GENOSUR LLC	22	6,334	90	1%	6,446
NORTHWEST FLORIDA COMMUNITY HOSPITAL	47	4,839	1,475	23%	6,361
DOCTORS URGENT CARE LLC	1	5,196	1,161	18%	6,358
PHARMCO RX	2	6,026	324	5%	6,352
BAPTIST HEALTH SOUTH FLORIDA - PEMBROKE PINES URGENT CARE		5,248	1,091	17%	6,339
ADVENTHEALTH CENTRA CARE LONGWOOD		5,488	810	13%	6,298
ADVENTHEALTH CENTRA CARE SOUTH ORANGE		5,411	884	14%	6,295

COVID-19: testing by laboratory

Data through May 1, 2021 verified as of May 2, 2021 at 09:25 AM

Data in this report are provisional and subject to change.

The numbers in the table below represent the number of Florida and non-Florida residents for whom test results were received by the Department of Health. A person can be tested by more than one laboratory and can have both positive and negative results. **Therefore, the sum of the numbers in each column will be larger than the total number of people tested.**

Reporting lab	Inconclusive	Negative	Positive	Percent positive	Total
PUTNAM COMMUNITY MEDICAL CENTER		5,494	775	12%	6,269
LABORATORY OF FLORIDA LLC	41	5,653	552	9%	6,246
MINUTE CLINIC LLC		5,380	825	13%	6,205
ADVENTHEALTH CENTRA CARE ORANGE LAKE		5,408	767	12%	6,175
DOCTORS URGENT CARE OF LUTZ LLC	1	4,994	1,157	19%	6,152
ADVENTHEALTH CENTRA CARE PORT ORANGE		5,180	949	15%	6,129
ALTRU DIAGNOSTICS INC	5	5,827	284	5%	6,116
MEDCOMP SCIENCES LLC	138	3,898	2,080	34%	6,116
URGENT CARE OF THE PALM BEACHES		5,080	1,025	17%	6,105
PRO CLINIC		4,996	1,090	18%	6,086
SOUTH FLORIDA BAPTIST HOSPITAL MICRO	4	5,039	1,027	17%	6,070
COASTAL MED URGENT CARE		4,463	1,577	26%	6,040
ADVENTHEALTH CENTRA CARE SAND LAKE		5,333	670	11%	6,003
PEDIATRIC HEALTH CARE ALLIANCE PA		5,464	499	8%	5,963
MEDEXPRESS URGENT CARE - GOLDEN GATE		5,229	727	12%	5,956
HEALTH FIRST ADVENTHEALTH CENTRA CARE - TITUSVILLE		5,032	904	15%	5,936
BAYFRONT HEALTH - VENICE REGIONAL MEDICAL	1	5,374	537	9%	5,912
MEDEXPRESS URGENT CARE - ROYAL PALM BEACH		5,227	655	11%	5,882
SPECTOR SCIENTIFIC LAB	20	4,795	1,052	18%	5,867
MEDEXPRESS URGENT CARE - ESTERO		5,215	625	11%	5,840
ADVENTHEALTH CENTRA CARE LEESBURG		4,777	1,046	18%	5,823
BAPTIST HEALTH - NORTH		4,631	1,145	20%	5,776
PALMS OF PASADENA HOSPITAL		5,116	584	10%	5,700
SUNRISE MEDICAL LABORATORIES	2	5,249	409	7%	5,660
BAPTIST HEALTH SOUTH FLORIDA - KENDALE LAKES URGENT CARE		4,575	1,071	19%	5,646
MEDICAL DNA LABS LLC	3	5,147	494	9%	5,644
URGENT CARE CURE	2	4,842	772	14%	5,616
MEDEXPRESS URGENT CARE PALM BEACH GARDENS		5,042	519	9%	5,561
DOCTORS HOSPITAL OF SARASOTA CLINICAL LABORATORY		4,845	699	13%	5,544
ESCAMBIA COMMUNITY CLINICS INC	8	4,213	1,316	24%	5,537
THE CENTER FOR URGENT CARE	3	4,641	891	16%	5,535
WESTCHESTER HOSPITAL	23	4,507	998	18%	5,528
TALLAHASSEE PRIMARY CARE ASSOCIATES		4,877	619	11%	5,496
PARAMOUNT URGENT CARE - WINDERMERE	2	3,683	1,810	33%	5,495
BAPTIST HEALTH SOUTH FLORIDA - CORAL SPRINGS URGENT CARE		4,710	783	14%	5,493
HEALTH FIRST ADVENTHEALTH CENTRA CARE GATEWAY	1	4,927	550	10%	5,478
BAPTIST HEALTH SOUTH FLORIDA - TAMiami TRAIL URGENT CARE		4,408	1,066	19%	5,474
MINUTECLINIC LLC # 0709		4,619	847	15%	5,466
TROPICANA FIELD - LOT 2	19	4,935	494	9%	5,448
HIGHLANDS REGIONAL MEDICAL CENTER		4,539	869	16%	5,408
MEDEXPRESS URGENT CARE - LAKELAND		4,698	660	12%	5,358
BAYFRONT HEALTH - SEVEN RIVERS		4,818	459	9%	5,277
MARTIN HOSPITAL SOUTH LAB		4,966	293	6%	5,259
MEDIPATH LLC		4,688	528	10%	5,216
BAPTIST HEALTH SOUTH FLORIDA - PINECREST URGENT CARE		4,445	742	14%	5,187
TRINITY SPRINGS		4,436	729	14%	5,165
BAPTIST HEALTH SOUTH FLORIDA - CORAL GABLES URGENT CARE		4,274	873	17%	5,147

COVID-19: testing by laboratory

Data through May 1, 2021 verified as of May 2, 2021 at 09:25 AM

Data in this report are provisional and subject to change.

The numbers in the table below represent the number of Florida and non-Florida residents for whom test results were received by the Department of Health. A person can be tested by more than one laboratory and can have both positive and negative results. **Therefore, the sum of the numbers in each column will be larger than the total number of people tested.**

Reporting lab	Inconclusive	Negative	Positive	Percent positive	Total
BAPTIST HEALTH SOUTH FLORIDA - CORAL GABLES (UNIVERSITY) URGENT CARE		4,391	717	14%	5,108
QUICK CARE MED PL	2	4,309	781	15%	5,092
ADVENTHEALTH PROMPT CARE	2	3,753	1,316	26%	5,071
BAYFRONT HEALTH - BROOKSVILLE		4,526	541	11%	5,067
BAPTIST HEALTH SOUTH FLORIDA - PALMETTO BAY URGENT CARE		4,244	810	16%	5,054
BETHESDA HOSPITAL WEST		4,539	512	10%	5,051
ADVENTHEALTH CENTRA CARE WINTER HAVEN	1	3,823	1,192	24%	5,016
VENTURE MEDICAL OF FLORIDA LLC		4,600	389	8%	4,989
BAYFRONT HEALTH - SPRING HILL		4,491	404	8%	4,895
ASCENSION SACRED HEART - EMERALD COAST		4,076	781	16%	4,857
ADVENTHEALTH CENTRA CARE COLONIAL TOWN	2	4,307	533	11%	4,842
BAYFRONT HEALTH - PUNTA GORDA		4,446	362	8%	4,808
MEASE DUNEDIN HOSPITAL	5	4,270	521	11%	4,796
MINUTECLINIC LLC #3463		3,997	794	17%	4,791
PREMIER URGENT CARE OF BREVARD LLC	4	4,177	586	12%	4,767
FLAGLER HOSPITAL LABORATORY	8	3,654	1,099	23%	4,761
DESOTO MEMORIAL HOSPITAL	3	3,921	809	17%	4,733
MOFFITT CANCER CENTER	6	4,529	104	2%	4,639
ENGLEWOOD COMMUNITY HOSPITAL		4,208	405	9%	4,613
MEDEXPRESS URGENT CARE CAPE CORAL		3,955	657	14%	4,612
NIGHT LITE PEDIATRICS	4	3,346	1,260	27%	4,610
MINUTECLINIC LLC #3631		3,920	680	15%	4,600
ADVENTIST HEALTH SYSTEMS SUNBELT IN DBA		4,071	527	11%	4,598
BAYFRONTVENICEREGIONAL		4,440	155	3%	4,595
MINUTECLINIC LLC 5852		3,956	632	14%	4,588
PREMIER MEDICAL	2	4,492	94	2%	4,588
MINUTECLINIC LLC #5253		3,797	788	17%	4,585
MEMORIAL HOSPITAL- MIRAMAR	12	4,243	326	7%	4,581
TWIN CITIES HOSPITAL	1	4,042	532	12%	4,575
MINUTECLINIC LLC #3662		3,860	690	15%	4,550
HOLIDAY CVS LLC DBA CVS PHARMACY #5154		4,424	121	3%	4,545
US BIOTEK LABORATORIES	15	4,109	369	8%	4,493
MINUTECLINIC LLC #5249		3,672	798	18%	4,470
ACCU REFERENCE MEDICAL LAB	9	3,655	805	18%	4,469
MINUTECLINIC LLC # 3930		3,818	634	14%	4,452
LAKESIDE MEDICAL CENTER		3,585	860	19%	4,445
GENESIS DIAGNOSTICS		4,182	253	6%	4,435
MINUTECLINIC LLC #1771		3,714	693	16%	4,407
PALMS MEDICAL GROUP	5	2,981	1,406	32%	4,392
DOCTORS TEST CENTERS		3,870	491	11%	4,361
BAYA PHARMACY & URGENT CARE		3,237	1,124	26%	4,361
MEDEXPRESS URGENT CARE LEHIGH ACRES		3,738	600	14%	4,338
AMELIA URGENT CARE		2,686	1,646	38%	4,332
ST. LUCIE MEDICAL CTR.		4,254	57	1%	4,311
MINUTECLINIC LLC #5190		3,532	750	18%	4,282
MINUTECLINIC LLC #5854		3,553	721	17%	4,274
ADVENTHEALTH CENTRA CARE		3,779	470	11%	4,249

COVID-19: testing by laboratory

Data through May 1, 2021 verified as of May 2, 2021 at 09:25 AM

Data in this report are provisional and subject to change.

The numbers in the table below represent the number of Florida and non-Florida residents for whom test results were received by the Department of Health. A person can be tested by more than one laboratory and can have both positive and negative results. **Therefore, the sum of the numbers in each column will be larger than the total number of people tested.**

Reporting lab	Inconclusive	Negative	Positive	Percent positive	Total
MINUTECLINIC LLC #7225		3,529	656	16%	4,185
PHYSICIANS REGIONAL MEDICAL CENTER - COLLIER BLVD	1	3,274	893	21%	4,168
MINUTECLINIC LLC # 0514		3,624	521	13%	4,145
ADVENT HEALTH - NEW SMYRNA		3,436	673	16%	4,109
EXACT SCIENCES LABORATORIES, LLC		3,770	327	8%	4,097
MINUTECLINIC LLC #3814		3,486	598	15%	4,084
NIGHT LITE PEDIATRICS URGENT CARE	1	3,417	649	16%	4,067
STEWART ROCKLEDGE HOSPITAL	5	3,622	415	10%	4,042
LOWER KEYS MEDICAL CENTER		3,707	319	8%	4,026
BAPTIST HEALTH SOUTH FLORIDA - DAVIE URGENT CARE		3,299	718	18%	4,017
MINUTECLINIC LLC #4458		3,375	637	16%	4,012
MINUTECLINIC LLC #5214		3,423	564	14%	3,987
SCION LAB SERVICES LLC	26	3,653	306	8%	3,985
MINUTECLINIC LLC #7887		3,506	477	12%	3,983
MINUTECLINIC LLC #7886		3,434	536	14%	3,970
CARENOW URGENT CARE	1	2,472	1,495	38%	3,968
AFC PHYSICIANS OF FLORIDA		3,047	884	22%	3,931
BAPTIST HEALTH SOUTH FLORIDA - WESTON URGENT CARE		3,398	522	13%	3,920
MINUTECLINIC LLC #3291		3,324	589	15%	3,913
MC DIAGNOSTIC OF CONNECTICUT, PC #2220		3,327	533	14%	3,860
PARAMOUNT URGENT CARE - ORLANDO		2,749	1,105	29%	3,854
MINUTECLINIC LLC #4415		3,285	567	15%	3,852
HEALTH FIRST ADVENTHEALTH CENTRA CARE COCOA		3,453	377	10%	3,830
MINUTECLINIC LLC #3257		3,191	628	16%	3,819
SIPARADIGM LLC	59	3,496	263	7%	3,818
ADVENTHEALTH CENTRA CARE KIDS LAKE MARY		3,527	287	8%	3,814
MINUTECLINIC LLC # 3686		3,246	567	15%	3,813
PROHEALTH	3	2,195	1,600	42%	3,798
MINUTECLINIC, LLC #3204		3,141	631	17%	3,772
BARTOW REGIONAL MEDICAL CENTER	1	3,173	596	16%	3,770
MINUTECLINIC, LLC #4015		3,019	727	19%	3,746
BRASHEAR'S VITAL CARE CORP		2,961	776	21%	3,737
ADVENT HEALTH CENTRA CARE -WINTER PARK KIDS URGENT CARE	4	3,433	293	8%	3,730
HEALTH FIRST ADVENTHEALTH CENTRA CARE MALABAR		3,328	360	10%	3,688
MEDONE PLLC		2,825	860	23%	3,685
PRECISION HEALTH SOLUTIONS		3,488	186	5%	3,674
BAPTIST HEALTH SOUTH FLORIDA - BRICKELL URGENT CARE		3,032	629	17%	3,661
MEDEXPRESS URGENT CARE - DELAND		3,256	404	11%	3,660
MINUTECLINIC LLC #1055		3,010	648	18%	3,658
MINUTECLINIC LLC #1807		3,055	596	16%	3,651
MEDEXPRESS URGENT CARE - VERO BEACH		3,171	466	13%	3,637
MINUTECLINIC LLC # 3579		3,005	626	17%	3,631
CLARITY LAB SOLUTIONS LLC		3,608	4	0%	3,612
VERILY LIFE SCIENCES	3	3,535	69	2%	3,607
MINUTECLINIC LLC #7973		3,094	497	14%	3,591
MINUTECLINIC, LLC #5817		2,983	598	17%	3,581
MINUTECLINIC LLC #3003		2,948	631	18%	3,579

COVID-19: testing by laboratory

Data through May 1, 2021 verified as of May 2, 2021 at 09:25 AM

Data in this report are provisional and subject to change.

The numbers in the table below represent the number of Florida and non-Florida residents for whom test results were received by the Department of Health. A person can be tested by more than one laboratory and can have both positive and negative results. **Therefore, the sum of the numbers in each column will be larger than the total number of people tested.**

Reporting lab	Inconclusive	Negative	Positive	Percent positive	Total
VA PAIN CLINIC	6	3,442	130	4%	3,578
BAPTIST HEALTH URGENT CARE AT SAWGRASS		2,976	601	17%	3,577
MINUTECLINIC LLC #3748		2,907	643	18%	3,550
PARAMOUNT URGENT CARE - OVIEDO		2,590	951	27%	3,541
MINUTECLINIC LLC # 7933		3,102	415	12%	3,517
WALGREEN CO	2	3,103	400	11%	3,505
MINUTECLINIC LLC #3255		3,105	399	11%	3,504
MINUTECLINIC LLC #5924		3,013	477	14%	3,490
MINUTECLINIC LLC #7173		3,021	464	13%	3,485
MARION E FETHER MEDICAL CENTER, THE		3,178	299	9%	3,477
MINUTECLINIC LLC #4201		3,001	472	14%	3,473
MINUTECLINIC LLC #3705		3,065	405	12%	3,470
BAPTIST HEALTH EMERGENCY CENTER COUNTRY WALK	1	2,933	524	15%	3,458
MIDWAY SPECIALTY CARE CENTER DIAGNOSTICS	38	3,175	240	7%	3,453
BAPTIST HEALTH - CLAY		3,006	438	13%	3,444
MINUTECLINIC, LLC (CLINIC 10699)		3,007	431	13%	3,438
BMCT Molecular Diagnostics Subsection		2,897	536	16%	3,433
PRIMEHEALTH URGENT CARE INC		2,918	499	15%	3,417
MINUTECLINIC LLC #5216		2,944	466	14%	3,410
IMMOKALEE CHD		3,155	234	7%	3,389
MINUTECLINIC LLC #3654		2,834	544	16%	3,378
ADVENTHEALTH CENTRA CARE CONWAY		2,863	515	15%	3,378
VITRO MOLECULAR LABORATORIES	50	3,035	263	8%	3,348
LAKELAND REGIONAL HEALTH PABLO		2,932	397	12%	3,329
MARINERS HOSPITAL	1	2,995	308	9%	3,304
GESSLER CLINIC	2	2,295	1,001	30%	3,298
MINUTECLINIC LLC #6007		2,831	463	14%	3,294
HEALTH CARE DISTRICT OF PALM BEACH COUNTY	2	3,035	254	8%	3,291
MINUTECLINIC LLC #4612		2,701	578	18%	3,279
MEMORIAL HOSPITAL PEMBROKE	3	2,884	369	11%	3,256
MINUTECLINIC LLC #3285		2,841	411	13%	3,252
SELECT LABORATORIES - MARION COUNTY, FL LLC	5	2,925	310	10%	3,240
ACCESS POINT HEALTHCARE URGENT & PRIMARY CARE	2	2,498	703	22%	3,203
MINUTECLINIC LLC #4024		2,809	390	12%	3,199
MEDEXPRESS FORT MYERS		2,797	398	12%	3,195
MINUTECLINIC LLC #1350		2,806	377	12%	3,183
PHYSICIANS PRIMARY CARE	2	2,860	307	10%	3,169
MINUTECLINIC LLC #476		2,730	429	14%	3,159
MINUTECLINIC LLC #8381		2,739	414	13%	3,153
MEDEXPRESS URGENT CARE CORAL SPRINGS		2,801	351	11%	3,152
MEDIQUICK URGENT CARE CENTERS INC		2,419	729	23%	3,148
MINUTECLINIC LLC #3648		2,584	564	18%	3,148
MINUTECLINIC, LLC # 4469		2,778	351	11%	3,129
MINUTECLINIC LLC #1821		2,777	346	11%	3,123
MINUTECLINIC LLC #5157		2,700	376	12%	3,076
BAPTIST HEALTH - OAKLEAF		2,595	477	16%	3,072
MINUTECLINIC LLC #3635		2,634	417	14%	3,051

COVID-19: testing by laboratory

Data through May 1, 2021 verified as of May 2, 2021 at 09:25 AM

Data in this report are provisional and subject to change.

The numbers in the table below represent the number of Florida and non-Florida residents for whom test results were received by the Department of Health. A person can be tested by more than one laboratory and can have both positive and negative results. **Therefore, the sum of the numbers in each column will be larger than the total number of people tested.**

Reporting lab	Inconclusive	Negative	Positive	Percent positive	Total
KEYS AHEC SCHOOL MEDICAL CLINIC	15	2,879	150	5%	3,044
AFC PHYSICIANS OF FLORIDA PA		2,481	549	18%	3,030
ADVENT HEALTH - DADE CITY		2,665	359	12%	3,024
NXGEN MDX LLC	6	2,679	336	11%	3,021
VETERANS AFFAIRS MEDICAL CENTER - ORLANDO	1	1,343	1,662	55%	3,006
CHARLES AIESI CONSULTING INC	14	2,677	305	10%	2,996
BAY MEDICAL CENTER SACRED HEART HEALTH SYSTEM		2,364	631	21%	2,995
MEDEXPRESS URGENT CARE - CLEWISTON		2,488	487	16%	2,975
EMERGENCY PHYSICIANS MEDICAL CENTER		1,750	1,159	40%	2,909
CAREFAST+	1	2,115	786	27%	2,902
JUPITER MEDICAL CENTER URGENT CARE		2,274	625	22%	2,899
STONE CLINICAL LABORATORIES		2,790	96	3%	2,886
WALGREENS ORLANDO	3	2,540	340	12%	2,883
BAPTIST HEALTHCARE - GULF BREEZE HOSPITAL	3	2,399	481	17%	2,883
BLUE MED CONSULTANTS		2,754	110	4%	2,864
MINUTECLINIC LLC #214		2,392	456	16%	2,848
MEDEXPRESS URGENT CARE BOCA RATON		2,582	256	9%	2,838
DR G'S URGENT CARE		2,462	373	13%	2,835
MINUTECLINIC LLC #5069		2,377	457	16%	2,834
BAPTIST HEALTH SOUTH FLORIDA - MIAMI BEACH URGENT CARE		2,362	419	15%	2,781
CELESTA MEDICAL SERVICES LLC DBA - AMERICAN RESEARCH LABS		2,544	236	8%	2,780
LAKE WALES MEDICAL CENTER INC		2,456	323	12%	2,779
CITRUS MEMORIAL HOSPITAL LABORATORY		2,253	521	19%	2,774
PARRISH MEDICAL CENTER	2	2,420	351	13%	2,773
JACKSON HOSPITAL CLINICAL LABORATORY		2,435	331	12%	2,766
FLORIDA MEDICAL CLINIC	3	1,292	1,457	53%	2,752
SACRED HEART HEALTH SYSTEM, INC	1	1,871	872	32%	2,744
GENOME LLC	2	2,533	197	7%	2,732
DONALD W ROBERTSON DO PA		2,123	592	22%	2,715
MINUTECLINIC LLC #1815		2,419	293	11%	2,712
PATIENTS FIRST - THOMASVILLE ROAD		2,390	285	11%	2,675
BOND URGENT CARE LLC		2,019	654	24%	2,673
AMELIA EXPRESS CARE LLC	10	2,316	335	13%	2,661
MINUTECLINIC LLC #3236		2,278	360	14%	2,638
EMERALD COAST URGENT CARE, LLC	1	1,972	660	25%	2,633
TAMPA COMMUNITY HOSPITAL		2,258	373	14%	2,631
MEDEXPRESS PORT CHARLOTTE		2,322	285	11%	2,607
ADVENT HEALTH - OCALA		2,124	447	17%	2,571
MINI ER WATERFORD LAKES, THE		2,215	352	14%	2,567
NCHMD INC		2,146	398	16%	2,544
INTELEX LABS, LLC		2,421	83	3%	2,504
WHOLE FAMILY HEALTH CENTER INC		1,994	493	20%	2,487
EMERALD COAST URGENT CARE LLC		1,825	657	26%	2,482
OPTUM LABS LLC	1	2,266	208	8%	2,475
ASCENSION SACRED HEART - GULF		1,917	552	22%	2,469
PHYSICIANS STAT LAB	3	1,079	1,365	56%	2,447
MINUTECLINIC LLC #3637		1,955	482	20%	2,437

COVID-19: testing by laboratory

Data through May 1, 2021 verified as of May 2, 2021 at 09:25 AM

Data in this report are provisional and subject to change.

The numbers in the table below represent the number of Florida and non-Florida residents for whom test results were received by the Department of Health. A person can be tested by more than one laboratory and can have both positive and negative results. **Therefore, the sum of the numbers in each column will be larger than the total number of people tested.**

Reporting lab	Inconclusive	Negative	Positive	Percent positive	Total
MINUTECLNIC LLC		2,127	295	12%	2,422
COMMUNITY HEALTH NORTHWEST FLORIDA	4	1,857	554	23%	2,415
CORE DIAGNOSTIC LABORATORIES LLC	17	2,060	337	14%	2,414
MINUTECLINIC LLC #8927		2,010	376	16%	2,386
BAPTIST HEALTH EMERGENCY CENTER AT WEST CORAL WAY		1,946	431	18%	2,377
GRAVITY DIAGNOSTICS, LLC	7	2,158	197	8%	2,362
PENSACOLA PEDIATRICS PA	1	2,159	180	8%	2,340
MINUTECLINIC LLC #5187		2,035	301	13%	2,336
ASSOCIATED PATHOLOGISTS, LLC	3	1,928	398	17%	2,329
PHYSICIAN ASSOCIATES		2,070	241	10%	2,311
LEE HEALTH - COCONUT POINT CLINICAL LAB	2	1,872	433	19%	2,307
NCH NORTHEAST	7	1,795	478	21%	2,280
UNIVERSITY OF NORTH FLORIDA STUDENT HEALTH		2,180	79	3%	2,259
APALACHEE CORRECTIONAL INSTITUTION EAST UNIT		2,227	31	1%	2,258
MEDICAL CONSULTANTS OF FLORIDA, LLC	2	1,904	333	15%	2,239
PRIMEHEALTH URGENT CARE	1	1,865	361	16%	2,227
FLOWERS HOSPITAL		2,010	192	9%	2,202
HEALTH CENTRAL CLINICAL LABORATORY		1,914	280	13%	2,194
MARTIN HEALTH SYSTEM - ST LUCIE WEST		1,997	196	9%	2,193
FIU-HEALTH AUXILIARY LABORATORY	6	2,034	133	6%	2,173
WHITE WILSON MEDICAL CENTER		785	1,386	64%	2,171
BIO-TECH CLINICAL LABORATORIES INC		1,839	304	14%	2,143
BARDMOOR LABORATORY	9	1,809	321	15%	2,139
DOC SMILEYS URGENT CARE LLC		1,738	383	18%	2,121
LITTLE PINE PEDIATRICS	1	1,823	277	13%	2,101
ADVANCED MEDICAL OF NAPLES LLC		1,861	229	11%	2,090
BAYFRONT HEALTH - CITRUS HILLS		1,849	239	11%	2,088
GENUS3		1,973	74	4%	2,047
STATMED OCALA	7	1,833	196	10%	2,036
MINUTECLINIC, LLC #3245		1,655	371	18%	2,026
WILLIAM OWEN PASS PARK		1,738	257	13%	1,995
ARCPOINT LABS		1,392	599	30%	1,991
TOM LEE COMMUNITY HEALTH CENTER	1	1,395	594	30%	1,990
MIAMI JEWISH HEALTH SYSTEMS		1,874	83	4%	1,957
READY RESPONDERS FLORIDA, PLLC		1,694	261	13%	1,955
DOC SMILEY'S URGENT CARE		1,706	247	13%	1,953
MEDFAST URGENT CARE CENTERS LLC	2	608	1,333	69%	1,943
GENESIS LABORATORY MANAGEMENT	14	1,652	255	13%	1,921
LABORATORY SPECIALISTS OF MICHIGAN		1,583	331	17%	1,914
BROWNWOOD CARE CENTER		1,655	230	12%	1,885
ED FRASER MEMORIAL HOSPITAL		1,618	258	14%	1,876
ABSOLUTE GENOMICS	2	1,620	244	13%	1,866
OPTUMCARE FLORIDA LLC		1,549	312	17%	1,861
SUNRISE URGENT CARE ASSOCIATES LLC D/B/A	9	1,288	539	29%	1,836
NEIGHBORHOOD MEDICAL CENTER INC	17	1,629	186	10%	1,832
PROJECT HEALTH, INC SUMTERVILLE	5	1,496	323	18%	1,824
PATIENTS FIRST LAKE ELLA MEDICAL CENTER		1,650	173	9%	1,823

COVID-19: testing by laboratory

Data through May 1, 2021 verified as of May 2, 2021 at 09:25 AM

Data in this report are provisional and subject to change.

The numbers in the table below represent the number of Florida and non-Florida residents for whom test results were received by the Department of Health. A person can be tested by more than one laboratory and can have both positive and negative results. **Therefore, the sum of the numbers in each column will be larger than the total number of people tested.**

Reporting lab	Inconclusive	Negative	Positive	Percent positive	Total
KETAMINE HEALTH CENTERS LLC	1	1,661	152	8%	1,814
IGENOMIX USA LLC	54	1,567	165	9%	1,786
PROHEALTH MEDICAL CLINIC		1,119	643	36%	1,762
RIVER TOWN DIAGNOSTIC LLC		1,470	286	16%	1,756
SPARROW HEALTHCARE	2	1,499	254	14%	1,755
NORTH SHORE LONG ISLAND JEWISH HEALTH	1	1,655	95	5%	1,751
ER QUICKCARE PL		1,503	244	14%	1,747
Community_Health		1,533	199	11%	1,732
LABTECH DIAGNOSTIC		1,424	294	17%	1,718
PEDIATRIC HEALTH CARE ALLIANCE - NORTHDALE		1,565	151	9%	1,716
FLORIDA DEPARTMENT OF HEALTH IN POLK COUNTY	2	1,301	407	24%	1,710
SHELL POINT NURSING PAVILION	1	1,627	77	5%	1,705
BROAD INSTITUTE CLINICAL SEQUENCING RESEARCH PLATFORM	16	1,614	64	4%	1,694
JW PLASTIC SURGERY		1,449	244	14%	1,693
MEDEXPRESS URGENT CARE - JAX ATLANTIC BLVD		1,459	225	13%	1,684
QUICK CARE MED		1,350	330	20%	1,680
PARAMOUNT URGENT CARE - CLERMONT		964	716	43%	1,680
AMERICAN SCIENTIFIC LABORATORIES LLC		1,635	35	2%	1,670
ADVENTHEALTH CENTRA CARE TRINITY		1,437	223	13%	1,660
BAPTIST HEALTH SOUTH FLORIDA - KEY BISCANE URGENT CARE EXPRESS		1,455	196	12%	1,651
VRL EUROFINs		1,597	41	3%	1,638
ELLENTON URGENT CARE		1,385	238	15%	1,623
MYTEST DIAGNOSTICS		1,532	77	5%	1,609
OPTEO LABORATORY		1,572	36	2%	1,608
ST ANNES NURSING CENTER		1,571	33	2%	1,604
BAPTIST HEALTH SOUTH FLORIDA - COUNTRY WALK URGENT CARE EXPRESS		1,351	246	15%	1,597
FIRST QUALITY LABORATORY		1,496	99	6%	1,595
UNIVERSITY OF ALABAMA AT BIRMINGHAM		1,542	48	3%	1,590
CAREMED CLINIC LLC	1	1,271	309	20%	1,581
ASSURANCE SCIENTIFIC LABORATORIES	1	1,297	283	18%	1,581
MELBOURNE MEDICAL LABORATORY	2	1,367	205	13%	1,574
MATRIX CLINICAL LABS (FORMERLY BIOCERNA LLC)	11	1,392	169	11%	1,572
PARAMOUNT URGENT CARE VILLAGES		969	571	37%	1,540
NORTH VISTA HOSPITAL LABORATORY		1,286	247	16%	1,533
INNOVATIVE TRANSFUSION MEDICINE, INC	11	1,336	179	12%	1,526
BAPTIST HEALTHCARE - JAY HOSPITAL	3	1,143	373	25%	1,519
CAREFAST MURABELLA		1,007	509	34%	1,516
PRIMARY CARE SOUTH INC		1,022	491	32%	1,513
COLLIER URGENT CARE CENTERS CREEKSIDE		1,333	180	12%	1,513
UHEALTH CLINIC AT WALGREENS		1,221	286	19%	1,507
FG RAPID RESULTS	6	1,112	378	25%	1,496
PALM BAY HOSPITAL CLINICAL LABORATORY		1,093	400	27%	1,493
NYU HOSPITALS CENTER CLINICAL LABORATORIES		1,444	49	3%	1,493
SMA LAB	12	1,312	163	11%	1,487
TREASURE COAST MEDICAL ASSOCIATES INC		748	721	49%	1,469
EUROFINs NTD, LLC		1,421	45	3%	1,466
SPEARHEAD MEDICAL		1,346	117	8%	1,463

COVID-19: testing by laboratory

Data through May 1, 2021 verified as of May 2, 2021 at 09:25 AM

Data in this report are provisional and subject to change.

The numbers in the table below represent the number of Florida and non-Florida residents for whom test results were received by the Department of Health. A person can be tested by more than one laboratory and can have both positive and negative results. **Therefore, the sum of the numbers in each column will be larger than the total number of people tested.**

Reporting lab	Inconclusive	Negative	Positive	Percent positive	Total
LPG COCONUT POINT		1,228	234	16%	1,462
ADVANCE MEDICAL OF NAPLES		327	1,124	77%	1,451
ADDICTION LABS OF AMERICA	3	1,355	83	6%	1,441
UHEALTH DEERFIELD BEACH/UMSYLVESTER DEERFIELD BEACH LABORATORY	3	1,380	55	4%	1,438
TEMPUS CLINICAL LABORATORY	10	1,270	155	11%	1,435
CREEKSIDE CARE CENTER	1	1,247	180	13%	1,428
PATIENTS CHOICE LABORATORIES		831	592	42%	1,423
COASTAL LABORATORIES	1	1,123	287	20%	1,411
NORTH FLORIDA PEDIATRICS - LAKE CITY		1,186	223	16%	1,409
ACCESS MEDICAL LABS		769	640	45%	1,409
AMELIA EXPRESS CARE	1	772	627	45%	1,400
GROWING TOGETHER PEDIATRICS LLC		1,326	72	5%	1,398
PEDIATRICS OF CENTRAL FLORIDA PA	20	1,284	68	5%	1,372
PROJECT HEALTH INC	4	1,168	197	14%	1,369
ASCENSION ST VINCENT'S - SOUTHSIDE		1,308	49	4%	1,357
VAVA PARTNERS LLC		529	825	61%	1,354
PALM HARBOR PHARMACY		1,168	173	13%	1,341
MEDLAB DIAGNOSTICS, LLC		1,242	98	7%	1,340
LAB24 INC	3	643	677	51%	1,323
CARENOW URGENT CARE - FORT PIERCE		935	384	29%	1,319
XPRESS URGENT CARE	4	1,109	202	15%	1,315
HOLIDAY CVS LLC DBA CVSPHARMACY #5155		1,234	71	5%	1,305
NAPLES URGENT CARE	1	853	451	35%	1,305
USF MORSANI CENTER FOR ADVANCED HEALTH CARE		1,145	160	12%	1,305
6TH MEDICAL GROUP - MCDILL AFB	3	1,231	70	5%	1,304
ADVANCED DIAGNOSTIC LABORATORY		1,253	47	4%	1,300
CYPRESS VILLAGE	1	1,263	28	2%	1,292
ST PETERSBURG PEDIATRICS	1	1,167	124	10%	1,292
PALM BEACH ATLANTIC UNIVERSITY		1,243	44	3%	1,287
SOLARIS HEALTHCARE PALATKA		1,169	106	8%	1,275
MINUTE CLINIC INCORPORATE		1,223	49	4%	1,272
BREVARD HEALTH ALLIANCE INC, THE		1,195	76	6%	1,271
NORTH FLORIDA PEDIATRICS-TALLAHASSEE	1	1,164	103	8%	1,268
STAGEZERO LIFE SCIENCES INC	4	1,146	105	8%	1,255
INTERLACHEN PEDIATRICS PA		1,186	63	5%	1,249
PROFESSIONAL HEALTH EXAMINERS DBA PROHEALTH	1	1,018	229	18%	1,248
COASTAL PEDIATRIC GROUP		1,084	162	13%	1,246
STEWART REFERENCE LABORATORY	1	701	539	43%	1,241
EAST LAKE PEDIATRICS		1,106	133	11%	1,239
PENSACOLA PEDIATRICS PA - TIGER POINT	24	1,084	120	10%	1,228
ARCPPOINT LABS OF CORAL SPRINGS FL		992	236	19%	1,228
BETHESDA HEALTH URGENT CARE		1,040	180	15%	1,220
CLINICORE		1,124	91	7%	1,215
EPN URGENT CARE NAPLES	2	792	415	34%	1,209
CATALYST WALK IN CLINIC		957	239	20%	1,196
HALIFAX MEDICAL CENTER-PORT ORANGE LAB		1,032	157	13%	1,189
INTERLACHEN PEDIATRICS		1,142	44	4%	1,186

COVID-19: testing by laboratory

Data through May 1, 2021 verified as of May 2, 2021 at 09:25 AM

Data in this report are provisional and subject to change.

The numbers in the table below represent the number of Florida and non-Florida residents for whom test results were received by the Department of Health. A person can be tested by more than one laboratory and can have both positive and negative results. **Therefore, the sum of the numbers in each column will be larger than the total number of people tested.**

Reporting lab	Inconclusive	Negative	Positive	Percent positive	Total
ALTAMONTE MD		954	228	19%	1,182
CLARITY LABS		1,072	109	9%	1,181
FISHERMENS HOSPITAL CLINICAL LAB		1,074	98	8%	1,172
CAPE CANAVERAL HOSPITAL		868	304	26%	1,172
CARE ONE OF FLORIDA LLC		844	323	28%	1,167
TYNDALL AIR FORCE BASE		948	211	18%	1,159
NORTH OKALOOSA MEDICAL CENTER		796	349	30%	1,145
CAPSTONE HEALTHCARE		802	330	29%	1,132
VERITAS GENETICS	61	945	119	11%	1,125
PROFESSIONAL HEALTH EXAMINERS		969	150	13%	1,119
GENEIQ		1,052	64	6%	1,116
EMERALD COAST PEDIATRICS		1,058	57	5%	1,115
PRIMARY CARE OF THE TREASURE COAST		978	135	12%	1,113
LOOP PEDIATRICS PA	3	940	163	15%	1,106
XYZ LABORATORY	8	942	146	13%	1,096
BREVARD HEALTH ALLIANCE		781	306	28%	1,087
MINUTECLINIC, LLC DBA MINUTECLINIC #4717		1,036	42	4%	1,078
LAB DOCTOR		943	134	12%	1,077
LENCO MEDICAL LABORATORY		1,017	57	5%	1,074
FAMILY HEALTH CENTERS OF SOUTHWEST FLORIDA INC		959	110	10%	1,069
HENDRY REGIONAL MEDICAL CENTER CLINICAL LABORATORY		809	258	24%	1,067
AMERICAN FAMILY CARE PENSACOLA WEST		533	533	50%	1,066
RAINBOW RIVER MEDICAL LABORATORY		978	83	8%	1,061
THE HEALTH CENTER OF PLANT CITY		975	81	8%	1,056
NORTH FLORIDA MEDICAL GROUP		895	153	15%	1,048
ADVENTHEALTH EXPRESS CARE AT WALGREENS		904	140	13%	1,044
WOODLANDS MEDICAL SPECIALISTS		776	268	26%	1,044
BERNHARDT LABORATORIES	2	948	91	9%	1,041
VRL EUROFINs - DALLAS		1,024	13	1%	1,037
SPRING HILL HEALTH AND REHABILITATION CENTER		1,006	27	3%	1,033
BAPTIST HEALTH - MD ANDERSON CANCER CENTER		1,025	6	1%	1,031
CHILDRENS MEDICAL ASSOCIATION		939	88	9%	1,027
C.W. BILL YOUNG VA MEDICAL CENTER	1	22	991	98%	1,014
E-LAB OF FLORIDA		923	90	9%	1,013
VERITOR		850	161	16%	1,011
PHAROS HEALTH		756	255	25%	1,011
NORTH FLORIDA PEDIATRICS PA - SUWANNEE	3	878	129	13%	1,010
VIERA HOSPITAL, INC		805	192	19%	997
COVANCE CLINICAL RESEARCH UNIT INC		971	26	3%	997
DAIRY ROAD URGENT CARE	2	838	154	15%	994
CVS HEALTH		783	210	21%	993
LAKELAND REGIONAL HEALTH - PWC/OB		36	954	96%	990
CONSULATE HEALTH CARE OF NEW PORT RICHEY	2	859	126	13%	987
MIDWAY SPECIATLY CARE CENTER	3	756	222	23%	981
NORTH SHORE LIJ URGENT CARE PC		923	58	6%	981
FAST TRACK URGENT CARE CENTER		4	976	100%	980
HISTOPATHOLOGY SERVICES, LLC		871	108	11%	979

COVID-19: testing by laboratory

Data through May 1, 2021 verified as of May 2, 2021 at 09:25 AM

Data in this report are provisional and subject to change.

The numbers in the table below represent the number of Florida and non-Florida residents for whom test results were received by the Department of Health. A person can be tested by more than one laboratory and can have both positive and negative results. **Therefore, the sum of the numbers in each column will be larger than the total number of people tested.**

Reporting lab	Inconclusive	Negative	Positive	Percent positive	Total
JACKSONVILLE BEACH PEDIATRIC CARE CENTER□		904	72	7%	976
UNIVERSITY OF WEST FLORIDA STUDENT HEALTH SERVICES	1	843	128	13%	972
MILLER BIOCONNECT		878	90	9%	968
NORTH FLORIDA PEDIATRICS PA	2	846	117	12%	965
24 HOUR PEDIATIC CARE CENTER	4	893	67	7%	964
EAST LAKE PEDIATRICS PA		877	83	9%	960
PEDIATRIC HEALTHCARE ALLIANCE		903	53	6%	956
DEPARTMENT OF CLINICAL LABS	1	933	21	2%	955
PENSACOLA PEDIATRICS	2	857	95	10%	954
MOLECULAR TESTING LABS		862	90	9%	952
TACACHALE CLINICAL LABORATORY	1	887	50	5%	938
ENCOMPASS HEALTH		915	22	2%	937
ABBOTT LABORATORIES		814	120	13%	934
INTEGRITY LABORATORIES, LLC	4	764	165	18%	933
LEE COUNTY EMERGENCY MEDICAL SERVICE	1	806	126	14%	933
REDI MED LLC		757	174	19%	931
Point of Care Testing	1	125	805	86%	931
SOLARIS HEALTHCARE CHARLOTTE HARBOR		876	55	6%	931
CALHOUN LIBERTY HOSPITAL		757	169	18%	926
GENE TOX WORLDWIDE	60	736	125	14%	921
DOCTOR'S MEMORIAL HOSPITAL		751	166	18%	917
NORTH FL SOUTH GA HCS-LAKE CITY		886	27	3%	913
PALM GARDEN OF PORT SAINT LUCIE		900	12	1%	912
MOORINGS PARK INSTITUTE, INC, THE		875	36	4%	911
NCHMD, INC SOUTHEAST IMMEDIATE CARE		709	196	22%	905
BHA CENTRAL COUNTY CLINIC		814	91	10%	905
Fernandina Beach Rehabilitation and Nursing Center	1	885	19	2%	905
SOUTHEAST ALABAMA MEDICAL CENT		846	58	6%	904
RESTORE HEALTH URGENT CARE		724	170	19%	894
Victoria Nursing and Rehabilitation Center		838	55	6%	893
FAMILY HEALTH CENTERS OF SWF LABS	2	765	120	14%	887
COASTAL PHYSICIANS, LLC		713	170	19%	883
Tampa Lakes Health and Rehabilitation Center	2	805	73	8%	880
MINUTECLINIC LLC, #10357		870	6	1%	876
WHITE-WILSON MEDICAL CENTER - FORT WALTON BEACH		847	25	3%	872
PALACE NURSING HOME & REHAB CENTER		829	43	5%	872
AMERICAN MEDICAL RESPONSE		861	9	1%	870
ANY LAB TEST NOW	2	592	275	32%	869
CRUCIAL CARE EMERGENCY MEDICINE DOCTORS		694	174	20%	868
PRIMARY CARE SERVICES AT ST ANDREWS ESTATES		857	3	0%	860
AFC URGENT CARE CLEARWATER	1	181	676	79%	858
EXPRESS PHARMACY		788	64	8%	852
MEDICAL CENTER OF DELTONA, INC		725	126	15%	851
CENTRAL FLORIDA HEALTH CARE INC		727	121	14%	848
PRIMARY CARE SERVICES AT INDIAN RIVER ESTATES		821	25	3%	846
CLINICAL PATHOLOGY LABS INC		759	87	10%	846
AUGUSTUS LABS LLC		696	148	18%	844

COVID-19: testing by laboratory

Data through May 1, 2021 verified as of May 2, 2021 at 09:25 AM

Data in this report are provisional and subject to change.

The numbers in the table below represent the number of Florida and non-Florida residents for whom test results were received by the Department of Health. A person can be tested by more than one laboratory and can have both positive and negative results. **Therefore, the sum of the numbers in each column will be larger than the total number of people tested.**

Reporting lab	Inconclusive	Negative	Positive	Percent positive	Total
FLORIDA GULF COAST UNIVERSITY		645	197	23%	842
POINT WASHINGTON MEDICAL CLINIC	1	624	211	25%	836
ADVENTHEALTH MEDICAL GROUP PROMPT CARE		608	227	27%	835
MEDONE URGENT CARE CENTER		604	224	27%	828
LIFE CARE CENTER OF NEW PORT RICHEY		790	37	4%	827
BOND CLINIC PA PEDIATRICS DEPT		768	59	7%	827
PEBBLEBROOK PHARMACY	1	689	136	16%	826
Southern Oaks Care Center	1	784	38	5%	823
CLINICAL ENTERPRISE, INC		796	25	3%	821
CITY MEDICAL OF NEW JERSEY, PC		741	77	9%	818
FLORIDA HOSPITAL ORLANDO		743	74	9%	817
ASAP LABS LLC	7	655	151	19%	813
FLAGLER COUNTY HEALTH DEPARTMENT	3	633	177	22%	813
DYNIX DIAGNOSTICS	2	528	281	35%	811
ASCENSION ST VINCENT'S - CLAY		775	35	4%	810
BRISTOL AT TAMPA, THE	4	783	22	3%	809
GULF COAST VILLAGE		768	41	5%	809
CARITHERS PEDIATRIC GROUP		748	60	7%	808
GOLDEN GATE FAMILY CLINIC		332	475	59%	807
VITAS HEALTHCARE CORPORATION OF FLA	1	797	5	1%	803
PALM GARDEN OF VERO BEACH		747	51	6%	798
NITE LITE PEDIATRICS		234	564	71%	798
TELESCOPE HEALTH LLC	4	671	121	15%	796
NONE		308	488	61%	796
J AND G MEDICAL GROUP LLC		657	137	17%	794
BOND AND STEELE CLINIC PA		578	211	27%	789
TOTAL RENAL LABORATORIES INC DBA DAVITA LABS	1	670	117	15%	788
WHITE WILSON MEDICAL CENTER PA - NAVARRE		663	124	16%	787
ETHOS WELLNESS PHARMACY		728	50	6%	778
APLS SERVICES LLC D/B/A CLEAR DIAGNOSTICS	13	748	14	2%	775
VENICE REGIONAL BAYFRONT HEALTH (PULMONARY)		637	135	17%	772
PEDIATRIC HEALTHCARE ALLIANCE PA		710	61	8%	771
WELL HEALTH WORKS	3	704	63	8%	770
ORANGE BLOSSOM FAMILY HEALTH		727	41	5%	768
WILLOWBROOKE COURT AT EDGEWATER POINTE ESTATES		756	9	1%	765
KENDALL HEALTHCARE PROPERTIES DBA	2	731	30	4%	763
ORLANDO HEALTH AND REHAB CENTER		716	45	6%	761
BUFFALO CROSSING HEALTHCARE & REHABILITATION CTR		742	18	2%	760
NORTHEAST FLORIDA NEUROLOGY CLINICS, INC		637	113	15%	750
BOCA GRANDE HEALTH CLINIC		709	40	5%	749
VALENCIA HILLS HEALTH AND REHABILITATION CENTER		733	16	2%	749
RUSKIN HEALTH CENTER	1	491	255	34%	747
CHURCH OF SCIENTOLOGY FLAG SERVICE ORGANIZATION		729	15	2%	744
MAIN STREET MEDICAL CENTER		215	529	71%	744
MOUNT SINAI LABORATORY		706	37	5%	743
LIFE CARE CENTER OF PENSACOLA		694	49	7%	743
ADVENT HEALTH LAB - ORLANDO		434	308	42%	742

COVID-19: testing by laboratory

Data through May 1, 2021 verified as of May 2, 2021 at 09:25 AM

Data in this report are provisional and subject to change.

The numbers in the table below represent the number of Florida and non-Florida residents for whom test results were received by the Department of Health. A person can be tested by more than one laboratory and can have both positive and negative results. **Therefore, the sum of the numbers in each column will be larger than the total number of people tested.**

Reporting lab	Inconclusive	Negative	Positive	Percent positive	Total
SANTA ROSA MEDICAL GROUP		575	166	22%	741
PHYSICIANS STAT LAB INC		649	92	12%	741
RAINBOW PEDIATRIC CENTER PA		683	47	6%	730
Crestview Rehabilitation Center	5	596	129	18%	730
SEMINOLE NURSING PAVILION		721	8	1%	729
DISNEY COVID TEST SITE		703	17	2%	720
THE PRESERVE		709	10	1%	719
ARTHREX MEDICAL CENTER	1	568	149	21%	718
WATSON THERAPEUTICS INC	1	675	39	5%	715
MANOR PINES CONVALESCENT CENTER LLC	1	690	23	3%	714
SUWANNEE HEALTH AND REHABILITATION CENTER		705	5	1%	710
PALM GARDEN OF CLEARWATER		690	18	3%	708
GRAND COURT TAMPA		702	4	1%	706
GULF COAST MOLECULAR LABORATORIES	13	583	108	15%	704
BALDWIN PEDIATRICS	1	672	31	4%	704
FORT MYERS INTERNAL MEDICINE, LLC		635	68	10%	703
JOHN KNOX VILLAGE HEALTH CENTER		672	30	4%	702
EDEN SPRINGS NURSING AND REHAB CENTER		589	112	16%	701
VETERANS AFFAIRS MEDICAL CENTER	1	45	654	93%	700
DIAMOND RIDGE HEALTH AND REHABILITATION		662	36	5%	698
DXTERITY DIAGNOSTICS	2	656	40	6%	698
NCH HEALTHCARE SYSTEM MICROBIOLOGY LAB		2	694	100%	696
PREMIER MEDICAL LABORATORY SERVICES	2	468	225	32%	695
LIFE CARE CENTER OF ORANGE PARK		663	32	5%	695
CHILDRENS CLINIC WEST FLORIDA PEDIATRICS		640	54	8%	694
MANOR CARE HEALTH SERVICES - FT MYERS		668	26	4%	694
ADVENT HEALTH - DELTONA ER		572	119	17%	691
MAYFLOWER ASSISTED LIVING		684	7	1%	691
NCH HEALTHCARE BONITA		546	144	21%	690
LIFEBRITE	2	462	221	32%	685
NATURE COAST MEDICAL GROUP		563	121	18%	684
MEDICAL FP – WHOLE FAMILY HEALTH CENTER		561	120	18%	681
HOLMES REGIONAL MEDICAL CENTER		11	669	98%	680
CLIFFORD CHESTER SIMS STATE VETERANS		664	12	2%	676
EMERALD SHORES HEALTH AND REHABILITATION		575	101	15%	676
TREE HOUSE PEDIATRICS PLLC		606	68	10%	674
VITAS HEALTHCARE CORP OF CENTRAL FL		647	26	4%	673
MEDONE URGENT CARE AT ST. AUGUSTINE		229	443	66%	672
MINI ER ADULT AND PEDIATRIC URGENT CARE		574	98	15%	672
CARE ONE OF FLORIDA	1	490	180	27%	671
HEARTLAND PEDIATRICS OF LAKE WALES		604	67	10%	671
BAPTIST PRIMARY CARE	2	543	123	18%	668
CLEWISTON NURSING AND REHABILITATION CENTER		652	14	2%	666
Signature HealthCare Center of Waterford		628	36	5%	664
GOLDEN GLADES NURSING & REHABILITATION CTR		643	20	3%	663
ST JOHN'S NURSING CENTER		637	24	4%	661
OCALA FAMILY MEDICAL CENTER INC	2	572	84	13%	658

COVID-19: testing by laboratory

Data through May 1, 2021 verified as of May 2, 2021 at 09:25 AM

Data in this report are provisional and subject to change.

The numbers in the table below represent the number of Florida and non-Florida residents for whom test results were received by the Department of Health. A person can be tested by more than one laboratory and can have both positive and negative results. **Therefore, the sum of the numbers in each column will be larger than the total number of people tested.**

Reporting lab	Inconclusive	Negative	Positive	Percent positive	Total
SOUTHERN LABORATORY SERVICES OF NWF		620	38	6%	658
POINT OF CARE TESTING SITE		630	26	4%	656
SIGNATURE HEALTHCARE OF BROOKWOOD GARDENS		642	11	2%	653
WILLOW BROOKE COURT AT INDIAN RIVER ESTATES		607	45	7%	652
MAVERICK LABS		461	190	29%	651
PEDIATRICS IN BREVARD PA		585	64	10%	649
LIFE CARE CENTER OF HILLIARD		626	22	3%	648
NSPIRE HEALTHCARE MIAMI LAKES	8	624	15	2%	647
MID-FLORIDA PATHOLOGY		481	165	26%	646
QUOTIENT SCIENCES		623	22	3%	645
AMERICA'S PHARMACY LLC		566	79	12%	645
HMA SANTA ROSA MEDICAL CENTER LLC DBA		522	123	19%	645
SHORE ACRES CARE CENTER		604	40	6%	644
PALM GARDEN OF TAMPA		609	30	5%	639
MICHAEL A MIDDLETON MD PA□		604	32	5%	636
PHYSICIANS PRIMARY CARE OF SOUTHWEST FLORIDA	1	604	29	5%	634
SAINTS 120 LLC	1	599	34	5%	634
VETERANS AFFAIRS MEDICAL CENTER - JAMES A HALEY			632	100%	632
SABAL PALMS HEALTH AND REHAB		577	54	9%	631
NAPLES CHILDREN'S URGENT CARE		552	78	12%	630
Plantation Bay Rehabilitation Center		606	24	4%	630
PHYSICIANS PRIMARY CARE LAB	1	552	77	12%	630
FHMG FLORIDA HOSPITAL MEDICAL GROUP		583	45	7%	628
BALDOMERO LOPEZ STATE VETERANS NURSING HOME	2	619	6	1%	627
QUALITOX LABORATORIES		439	188	30%	627
CHILDRENS MEDICAL ASSOCIATION PA		556	69	11%	625
CONSULATE HEALTHCARE OF VERO BEACH	14	527	83	13%	624
FLORIDA HOSPITAL WAUCHULA		471	153	25%	624
ADVENT HEALTH - WESTCHASE ER		539	83	13%	622
MANOR CARE NURSING CENTER OF SARASOTA FL LLC□		534	87	14%	621
AFC URGENT CARE FAMILY CARE			620	100%	620
SEBASTIAN RIVER MEDICAL CENTER	3	441	176	28%	620
CONTINENTAL CLINICAL RESEARCH, LLC		545	74	12%	619
HARBOUR HEALTH CENTER		598	18	3%	616
EMED LABS, LLC	3	595	18	3%	616
HOLY CROSS HOSPITAL		12	598	98%	610
EXPRESS URGENT CARE LLC		1	609	100%	610
PALM GARDEN OF ORLANDO		576	34	6%	610
VILLA MARIA NURSING & REHAB CENTER INC	1	591	17	3%	609
THERADOC		152	455	75%	607
PIONEER CLINICAL LAB LLC		495	109	18%	604
PATIENTS FIRST - MAHAN DRIVE		164	436	73%	600
DASCENA, INC	3	537	60	10%	600
ADVENTHEALTH MEDICAL GROUP PROMPT CAR	1	444	155	26%	600
SOLARIS HEALTHCARE LAKE CITY		497	102	17%	599
PALMETTO FAMILY HEALTHCARE	1	392	206	34%	599
WELL-BEING MEDICAL CENTER PLLC		542	57	10%	599

COVID-19: testing by laboratory

Data through May 1, 2021 verified as of May 2, 2021 at 09:25 AM

Data in this report are provisional and subject to change.

The numbers in the table below represent the number of Florida and non-Florida residents for whom test results were received by the Department of Health. A person can be tested by more than one laboratory and can have both positive and negative results. **Therefore, the sum of the numbers in each column will be larger than the total number of people tested.**

Reporting lab	Inconclusive	Negative	Positive	Percent positive	Total
FLORIDA DEPARTMENT OF HEALTH IN CALHOUN COUNTY		459	138	23%	597
MANOR OAKS NURSING & REHAB CENTER	5	589	2	0%	596
FLORIDA HOSPITAL MEDICAL GROUP		350	246	41%	596
AFC URGENT CARE SEMINOLE	1		593	100%	594
LAKE BALDWIN		563	30	5%	593
AFC URGENT CARE		172	421	71%	593
BROOKDALE FORT MYERS CYPRESS LAKE		590	2	0%	592
UNIVERSITY OF TAMPA INC, THE		569	21	4%	590
URGENT CARE EXPRESS LLC		235	354	60%	589
INTERNAL MEDICINE & PEDIATRICS OF TAMPA BAY PA		511	78	13%	589
MINUTECLINIC LLC #3281		499	90	15%	589
FOUNTAIN MANOR HEALTH AND REHAB CENTER	1	566	20	3%	587
SHORELINE PHYSICIAN GROUP		364	223	38%	587
HEALTH CENTER AT BRENTWOOD	1	537	47	8%	585
HOPE HOSPICE AND COMMUNITY SERVICES INC	14	549	21	4%	584
ADVENT HEALTH - TIMBERRIDGE ER		497	85	15%	582
PALM GARDEN OF OCALA		478	100	17%	578
PALM BEACH COUNTY FIREFIGHTERS HEALTH CLINIC, LLC		493	85	15%	578
PRINCIPLE LABORATORY	8	552	16	3%	576
The Manor at Blue Water Bay		514	62	11%	576
NEW YORK HOSPITAL LABORATORIES	1	557	16	3%	574
TENNESSEE DOH - NASHVILLE	2	504	66	12%	572
MEDICAL VB		451	121	21%	572
DOH – INDIAN RIVER		476	94	16%	570
AFC URGENT CARE TYRONE		4	565	99%	569
ECCOLAB GROUP	1	148	419	74%	568
PREMIER MEDICAL CENTER LLC	11	529	28	5%	568
ANCIENT CITY PEDIATRICS	1	539	24	4%	564
DBI HEALTH INC		546	16	3%	562
NEMOURS CHILDERN'S HOSPITAL		453	108	19%	561
RICARDO NAVARRO DO PA		474	85	15%	559
ARCPOINTS LABS		487	70	13%	557
PALM GARDEN OF JACKSONVILLE□	2	475	80	14%	557
WEST GABLES HEALTH CARE CENTER		545	11	2%	556
LAUDERDALE NURSING CENTER LLC	1	535	19	3%	555
NURSING PLUS OF BROWARD LLC	1	532	22	4%	555
VETERANS AFFAIRS MEDICAL CENTER - GAINESVILLE		3	550	99%	553
The Sands at South Beach		549	4	1%	553
VETERANS AFFAIRS MEDICAL CENTER - BAY PINES		18	533	97%	551
MEMORIAL PEMBROKE 24/7 CARE CENTER		424	126	23%	550
HOSPICE OF THE FLORIDA SUNCOAST,THE		544	5	1%	549
FIRST CHOICE PEDIATRICS		435	114	21%	549
BENTON PEDIATRICS INC		490	58	11%	548
VITAE DIAGNOSTICS		534	13	2%	547
CITRUS NURSING CENTER LLC		500	47	9%	547
THE PALACE AT HOMESTEAD	1	524	21	4%	546
NCF DIAGNOSTICS & DNA TECHNOLOGIES	15	213	318	58%	546

COVID-19: testing by laboratory

Data through May 1, 2021 verified as of May 2, 2021 at 09:25 AM

Data in this report are provisional and subject to change.

The numbers in the table below represent the number of Florida and non-Florida residents for whom test results were received by the Department of Health. A person can be tested by more than one laboratory and can have both positive and negative results. **Therefore, the sum of the numbers in each column will be larger than the total number of people tested.**

Reporting lab	Inconclusive	Negative	Positive	Percent positive	Total
FLORIDA HOSPITAL HEARTLAND MED CTR LAKE PLACID		429	117	21%	546
ADDINGTON PLACE AT WELLINGTON GREEN		534	11	2%	545
COASTAL URGENT CARE		428	116	21%	544
DOCTORS CENTER,THE		432	111	20%	543
EXPERTUS LABORATORIES INC		448	95	17%	543
SUNSHINE URGENT CARE LLC		387	154	28%	541
CHAUTAUQUA REHABILITATION AND NURSING CENTER		529	11	2%	540
NORTH FLORIDA REHABILITATION & SPECIALTY CARE☐		531	9	2%	540
LIFE CARE CENTER OF WINTER HAVEN		520	20	4%	540
RIVER GARDEN HEBREW HOME FOR THE AGED		482	56	10%	538
FLOMEDILAB		301	236	44%	537
Good Samaritan Society Kissimmee Village		469	66	12%	535
SANDBAY URGENT CARE		433	100	19%	533
HERON POINTE HEALTH AND REHABILITATION	1	527	3	1%	531
JACKSON MEMORIAL LONG TERM CARE CENTER		498	33	6%	531
JACKSON MEMORIAL PERDUE MEDICAL CENTER		501	29	5%	530
STEWART SEBASTIAN RIVER MEDICAL CENTER		472	57	11%	529
Solaris Healthcare Daytona	2	479	48	9%	529
PLANT CITY PEDIATRICS	1	418	110	21%	529
PALM GARDEN OF WINTER HAVEN	3	509	16	3%	528
MEDICAL CENTER CLINIC-IMMEDIATE CARE	1	423	104	20%	528
MED FAST URGENT CARE CENTER		260	268	51%	528
PORT SAINT LUCIE HOSPITAL		517	10	2%	527
PEDIATRIC ASSOCIATES OF OCALA PA		487	40	8%	527
LIFE CARE CENTER OF PALM BAY☐		499	28	5%	527
BROWARD PARTNERSHIP	6	512	8	2%	526
Palm Garden of Largo		520	4	1%	524
DEPT OF VA MEDICAL CENTER - MIAMI	1	497	25	5%	523
ORLANDO HEALTH CENTER FOR REHABILITATION		507	15	3%	522
DIGNITY HEALING, LLC		503	19	4%	522
BAPTIST PRIMARY CARE, INC		490	31	6%	521
FLORIDA DEPARTMENT OF HEALTH CLAY COUNTY	1	421	99	19%	521
SUSANNA WESLEY HEALTH CENTER		482	37	7%	519
HILLCREST HEALTH CARE & REHABILITATION CENTER	3	501	15	3%	519
ENZO CLINICAL LABS INC	3	489	26	5%	518
SOLARIS HEALTHCARE OSCEOLA		492	25	5%	517
LITTLE PINE PEDIATRICS PLLC	3	453	61	12%	517
ST CLOUD REGIONAL MEDICAL CENTER CLINICAL LAB		394	123	24%	517
CARENOW	2	286	229	44%	517
MAGNOLIA FAMILY URGENT CARE		468	48	9%	516
PEDIATRICS BY THE SEA		484	31	6%	515
Solaris HealthCare Windermere		482	33	6%	515
ORLANDO ORTHOPAEDIC OUTPATIENT SURGERY CENTER LLC		510	4	1%	514
MEMPHIS PATHOLOGY LABORATORY	5	485	24	5%	514
MEDFAST URGENT CARE CENTERS		231	283	55%	514
THE VILLAGES REGIONAL HOSPITAL FREESTANDING		467	47	9%	514
MIDWAY SPECIALTY CARE CENTER	3	395	114	22%	512

COVID-19: testing by laboratory

Data through May 1, 2021 verified as of May 2, 2021 at 09:25 AM

Data in this report are provisional and subject to change.

The numbers in the table below represent the number of Florida and non-Florida residents for whom test results were received by the Department of Health. A person can be tested by more than one laboratory and can have both positive and negative results. **Therefore, the sum of the numbers in each column will be larger than the total number of people tested.**

Reporting lab	Inconclusive	Negative	Positive	Percent positive	Total
PARKLANDS FACILITY INC	4	466	42	8%	512
NEW PLANT CITY FAMILY CARE	1	283	228	45%	512
MANOR AT CARPENTERS		479	32	6%	511
ORLANDO VA MEDICAL CENTER		2	509	100%	511
ENCOMPASS HEALTH REHABILITATION HOSPITAL OF SUNRISE	8	494	7	1%	509
PW WINDERMERE SUBTENANT LLC		504	3	1%	507
WHITE-WILSON MEDICAL CENTER - NICEVILLE		456	50	10%	506
FLORIDA STATE HOSPITAL CLINICAL LABORATORY		502	3	1%	505
INNOVATIVE GENOMICS, LLC	3	463	39	8%	505
STARKE FAMILY MEDICAL CENTER		412	93	18%	505
GANDY CROSSING CARE CENTER	1	488	16	3%	505
FLO-MEDILAB SERVICES LLC		194	311	62%	505
EMERALD COAST PEDIATRICS & ADOL		439	65	13%	504
Ocala Health and Rehabilitation Center		481	23	5%	504
JAMES A HALEY VETERANS HOSPITAL			504	100%	504
ASCEND CLINICAL	7	415	81	16%	503
TRINITY REGIONAL REHAB CENTER		477	24	5%	501
KINDRED HOSPITAL	10	468	22	4%	500
UNIVERSITY OF CENTRAL FLORIDA HEALTH SERVICES		479	21	4%	500
CLINICAL PATHOLOGY LABS		388	112	22%	500
ATLANTIC SHORES NURSING AND REHAB CENTER	1	487	11	2%	499
NORTH FLORIDA RETIREMENT VILLAGE		494	4	1%	498
BROOKSVILLE HEALTHCARE CENTER LLC		485	13	3%	498
BONIFAY NURSING AND REHAB CENTER		466	31	6%	497
GOOD SAMARITAN CENTER		493	3	1%	496
MOOSEHAVEN HEALTH CENTER		452	44	9%	496
TIDEWELL HOSPICE INC	2	487	7	1%	496
PINES OF SARASOTA		487	9	2%	496
NEW YORK PRESBYTERIAN - CUMC CLINICAL		474	20	4%	494
DAVITA LABS	4	490			494
Cypress Cove Care Center		392	100	20%	492
VITAS LUTHERAN TOWERS INPATIENT PROGRAM		426	65	13%	491
PENSACOLA PEDIATRICS MILTON		433	58	12%	491
CONSULATE HEALTH CARE OF BAYONET POINT	4	476	10	2%	490
Quest Diag Unspecifd	1	326	163	33%	490
ASSOCIATESMD MEDICAL GROUP INC		418	72	15%	490
FAIRWAY OAKS CENTER LLC	6	478	6	1%	490
SOLARIS HEALTHCARE MERRITT ISLAND		428	58	12%	486
VITAS HEALTHCARE CORPORATION		481	5	1%	486
MEDIPATH		57	428	88%	485
EPN URGENT CARE		83	401	83%	484
Consulate Health Care of North Fort Myers		471	13	3%	484
Williston Care Center		421	63	13%	484
Life Care Center of Punta Gorda	1	467	15	3%	483
HARTS HARBOR HEALTH CARE CENTER		457	24	5%	481
Darcy Hall Of Life Care		467	14	3%	481
Colonial Lakes Health Care		434	46	10%	480

COVID-19: testing by laboratory

Data through May 1, 2021 verified as of May 2, 2021 at 09:25 AM

Data in this report are provisional and subject to change.

The numbers in the table below represent the number of Florida and non-Florida residents for whom test results were received by the Department of Health. A person can be tested by more than one laboratory and can have both positive and negative results. **Therefore, the sum of the numbers in each column will be larger than the total number of people tested.**

Reporting lab	Inconclusive	Negative	Positive	Percent positive	Total
Parkview Rehabilitation Center at Winter Park		469	10	2%	479
LA MER NH LLC		470	8	2%	478
AMBULATORY SURGERY CENTER OF BOCA RATON LTD		474	4	1%	478
MOBILE MEDICAL ASSOCIATES PL	17	408	52	11%	477
NAVAL HOSPITAL - JACKSONVILLE		137	340	71%	477
HEALTHY STEPS PEDIATRICS		424	52	11%	476
ADVENTHEALTH EXPRESS CARE AT WALGREENS 49TH STREET		405	71	15%	476
AMEERAH LABS, LLC	2	388	85	18%	475
THE SPRINGS AT BOCA CIEGA BAY		464	11	2%	475
MEDSCAN LABORATORY INC	1	256	218	46%	475
PARTICLE THEORY LABS		447	25	5%	472
CLERMONT HEALTH AND REHABILITATION CENTER		440	32	7%	472
Q ANSWER LAB	1	411	59	13%	471
FLETCHER HEALTH AND REHABILITATION CENTER		468	3	1%	471
LORI MCAULIFFE MD PA		424	46	10%	470
NTD_EUROFINS_AIMS		429	40	9%	469
Santa Rosa Center for Rehabilitation and Healing		397	71	15%	468
ABBEY DELRAY		461	6	1%	467
OKEECHOBEE COUNTY HEALTH DEPT	1	339	125	27%	465
BROOKDALE PALMER RANCH	1	407	57	12%	465
TUSKAWILLA NURSING AND REHAB CENTER	2	456	7	2%	465
ELLENTON PEDIATRICS		445	19	4%	464
MANORCARE HEALTH SERVICES - VENICE		408	56	12%	464
University Crossing		461	2	0%	463
UNIVERSITY OF TAMPA STUDENT HEALTH AND SHC CLINICAL LABORATORY		295	168	36%	463
BHA TITUSVILLE CLINIC		429	34	7%	463
SOLARIS HEALTHCARE BAYONET POINT		442	19	4%	461
FAMILY EXPRESS URGENT CARE		5	456	99%	461
THE PALACE MANAGEMENT - THE PALACE AT CORAL GABLES		458	3	1%	461
AZALEA TRACE PHYSICIAN SERVICES		454	7	2%	461
BODYK		450	10	2%	460
Manatee Springs Rehabilitation and Nursing Center		438	20	4%	458
LIFE HOPE LABS, LLC		442	15	3%	457
FAMILY CARE PARTNERS OF NORTHEAST FLORIDA LLC		379	78	17%	457
TREASURE COAST COMMUNITY HEALTH	3	377	75	16%	455
CLARIDGE HOUSE NURSING CENTER		437	18	4%	455
Heartland Healthcare of Ft. Myers	1	451	3	1%	455
MANOR CARE OF BOYNTON BEACH LLC		429	24	5%	453
VILLAGE DOCTORS OF KEYSTONE		358	94	21%	452
INDIAN RIVER CTR, LLC		399	52	12%	451
PRO HEALTH		202	248	55%	450
ST ANDREWS BAY SKILLED NURSING &		389	61	14%	450
HEALTHWORKS MED GROUP OF FLORIDA PA	3	435	9	2%	447
ORCHARD PARK HEALTH & REHABILITATION		441	6	1%	447
BOULEVARD REHABILITATION CENTER		431	16	4%	447
SMA SPECIALTY MEDICAL LAB		120	327	73%	447
AYERS HEALTH & REHABILITATION CENTER		440	7	2%	447

COVID-19: testing by laboratory

Data through May 1, 2021 verified as of May 2, 2021 at 09:25 AM

Data in this report are provisional and subject to change.

The numbers in the table below represent the number of Florida and non-Florida residents for whom test results were received by the Department of Health. A person can be tested by more than one laboratory and can have both positive and negative results. **Therefore, the sum of the numbers in each column will be larger than the total number of people tested.**

Reporting lab	Inconclusive	Negative	Positive	Percent positive	Total
ROLLINS COLLEGE WELLNESS CENTER		130	317	71%	447
PALM GARDEN OF WEST PALM BEACH□	4	428	15	3%	447
DIAMOND RIDGE HEALTH AND REHABILITATION CENTER		424	22	5%	446
HOLISTIX TREATMENT CENTERS		434	10	2%	444
SAMANTHA WILSON CARE CENTER	4	429	11	2%	444
ST PETERSBURG PEDIATRICS-SEMINOLE BLVD		370	73	16%	443
EMERITUS AT NAPLES	2	439	1	0%	442
ST PETERSBURG PEDIATRICS-PARK BLVD		400	42	10%	442
BLOUNTSTOWN REHABILITATION CENTER LLC		334	108	24%	442
SEASIDE HEALTH AND REHABILITATION CENTER		380	60	14%	440
PALM BEACH PEDIATRICS PA	2	381	56	13%	439
GEORGIA PUBLIC HEALTH LABORATORY		408	31	7%	439
BROOKDALE LAKE TAVARES		431	8	2%	439
WIMAUMA COMMUNITY HEALTH CENTER		366	73	17%	439
ABBOTT DIAGNOSTICS		409	27	6%	436
ONESTOP MEDICAL AND URGENT CARE LLC		384	52	12%	436
Bardmoor Oaks Healthcare and Rehabilitation Center		422	14	3%	436
WATERMARK LAKE POINTE WOODS LLC		417	18	4%	435
Bayside Care Center	1	414	20	5%	435
APP-UNIPATH, LLC	2	416	15	3%	433
AVECINA MEDICAL JULINGTON	1	240	189	44%	430
METROPOLITAN HOSPITAL CENTER		422	8	2%	430
FLORIDA DEPT OF HEALTH IN BREVARD COUNTY	3	364	63	15%	430
AVANTE AT OCALA INC	5	394	31	7%	430
HARDEE COUNTY HEALTH DEPARTMENT		347	83	19%	430
DIAGNOSTIC & CLINICAL CARE SERVICES INC DBA		343	85	20%	428
Destin Healthcare and Rehabiliation Center	1	387	40	9%	428
MARION AND BERNARD L SAMSON NURSING CENTER		422	4	1%	426
FLORIDA DEPARTMENT OF HEALTH IN LIBERTY COUNTY	3	324	97	23%	424
ORCHARD RIDGE CARE AND REHABILITATION CENTER		405	19	4%	424
PEDIATRIC HEALTH CARE ALLIANCE, PA		381	42	10%	423
PALMS OF SEBRING		384	38	9%	422
FLORIDA HEART & VASCULAR MULTISPECIALTY GROUP PA		319	102	24%	421
LEHIGH REGIONAL MEDICAL CENTER LAB	2	372	47	11%	421
GARCIA CLINICAL LABORATORY		28	392	93%	420
WALGREENS 3173		381	37	9%	418
PruittHealth Panama City	1	353	64	15%	418
NATIONS BEST FAMILY HEALTH CARE		235	182	44%	417
RENAISSANCE AT THE TERRACES		409	8	2%	417
Solaris Healthcare Lake Bennet		378	38	9%	416
HCSO OCCUPATIONAL HEALTH AND WELLNESS CENTER		334	82	20%	416
TAMARAC REHABILITATION & HEALTH CENTER		410	6	1%	416
SABAL DIRECT PRIMARY CARE, PA		334	80	19%	414
FLORIDA DEPARTMENT OF HEALTH		361	53	13%	414
HEALTH PARK CARE CENTER		407	7	2%	414
Timberridge Center for Rehabilitation and Healing		378	35	8%	413
MINUTECLINIC LLC #3671		368	45	11%	413

COVID-19: testing by laboratory

Data through May 1, 2021 verified as of May 2, 2021 at 09:25 AM

Data in this report are provisional and subject to change.

The numbers in the table below represent the number of Florida and non-Florida residents for whom test results were received by the Department of Health. A person can be tested by more than one laboratory and can have both positive and negative results. **Therefore, the sum of the numbers in each column will be larger than the total number of people tested.**

Reporting lab	Inconclusive	Negative	Positive	Percent positive	Total
Life Care Center of Ocala		342	70	17%	412
LIFE CARE PONTE VEDRA INC		399	12	3%	411
PENSACOLA PEDIATRICS, PA		392	18	4%	410
CHEEK AND SCOTT DRUGS INC		340	70	17%	410
HEALTH CENTRAL PARK		343	67	16%	410
SUNLAND MARIANNA COX MEDICAL CENTER		367	43	10%	410
RITECARE MEDICAL CENTER		318	90	22%	408
BAYSHORE DIAGNOSTICS		362	46	11%	408
BAPTIST PRIMARY CARE INC	1	380	27	7%	408
BAPTIST HEALTH URGENT CARE AT PLANTATION		340	67	16%	407
TIDE LABORATORIES		362	45	11%	407
SUN COUNTRY PEDIATRICS PLLC	9	361	37	9%	407
BRIDGEWATER PARK HEALTH AND REHAB		374	32	8%	406
BAY VILLAGE OF SARASOTA INC		402	3	1%	405
Bay Breeze Senior Living and Rehabilitation Center		351	53	13%	404
TRI-COUNTY NURSING AND REHABILITATION CENTER INC		389	15	4%	404
UR MEDICINE LABS- CENTRAL LABORATORY		375	26	6%	401
ELMCROFT PINECREST	1	373	27	7%	401
HARDEE MANOR HEALTH CARE CENTER	1	393	4	1%	398
MEDFAST URGENT CARE CENTER		167	231	58%	398
ADVENTHEALTH EXPRESS CARE AT		326	72	18%	398
ROSEWOOD HEALTH AND REHABILITATION CENTER		370	27	7%	397
HENDRY REGIONAL MEDICAL CENTER		115	281	71%	396
SPECIALTY HEALTH AND REHABILITATION CENTER		370	25	6%	395
MINI ER AND URGENT CARE		289	105	27%	394
Coastal Health and Rehabilitation Center		380	12	3%	392
OCEAN VIEW NURSING AND REHAB CENTER		369	22	6%	391
EXCEL PEDIATRICS		332	58	15%	390
Vi at Lakeside Village Skilled Nursing		374	15	4%	389
AVANTE AT MT DORA		381	8	2%	389
MADISON FACILITY INC		382	7	2%	389
BARBER		13	376	97%	389
Stacey Health Care Centers Inc. dba Riverside Care Center		358	30	8%	388
BARTON HEALTH ALLIANCE	3	338	46	12%	387
MY HEALTHY BLUEPRINT BY BAPTIST HEALTH CARE		322	64	17%	386
LASER & SURGERY CENTER OF THE PALM BEACHES		383	2	1%	385
SEA BREEZE REHAB AND NURSING CENTER		376	9	2%	385
CORAL TRACE HEALTH CARE	2	377	5	1%	384
SIGNATURE HEALTHCARE OF NORTH FLORIDA		379	4	1%	383
SERENADES IN THE VILLAGES		329	53	14%	382
BROOKDALE PADDOCK HILLS	2	378	2	1%	382
BOCA BIOLISTICS REFERENCE LABORATORY	3	253	126	33%	382
BAYFRONT MEDICAL		335	47	12%	382
ST CATHERINE'S WEST REHABILITATION HOSPITAL		369	13	3%	382
VILLAGE DOCTORS FAMILY MEDICAL CENTER OF		313	68	18%	381
Life Care Center at Inverrary		370	10	3%	380
Solaris Healthcare Coconut Creek		373	7	2%	380

COVID-19: testing by laboratory

Data through May 1, 2021 verified as of May 2, 2021 at 09:25 AM

Data in this report are provisional and subject to change.

The numbers in the table below represent the number of Florida and non-Florida residents for whom test results were received by the Department of Health. A person can be tested by more than one laboratory and can have both positive and negative results. **Therefore, the sum of the numbers in each column will be larger than the total number of people tested.**

Reporting lab	Inconclusive	Negative	Positive	Percent positive	Total
JACKSONVILLE KIDS PEDIATRICS, PLLC		345	35	9%	380
NAIA		377	1	0%	378
ACCESS MEDICAL CENTER	1	344	33	9%	378
VETERANS AFFAIRS MEDICAL CENTER - LAKE CITY		52	325	86%	377
24/7 PEDIATRIC CARE CENTERS INC		356	21	6%	377
BAYA PHARMACY WEST		8	368	98%	376
solaris Healthcare Parkway	2	355	19	5%	376
LUIS A GHIGLINO MD PA		364	11	3%	375
FAIR HAVENS CENTER, OPCO		368	7	2%	375
PEACHTREE IMMEDIATE CARE		311	64	17%	375
BAPTIST HEALTH SOUTH FLORIDA - WEST BOCA URGENT CARE		311	64	17%	375
ARCPPOINT LABS OF SARASOTA MANATEE		292	83	22%	375
SPRINGTREE REHAB & HEALTH CARE CENTER		349	24	6%	373
KISSIMMEE FACILITY OPERATIONS LLC		349	24	6%	373
ADVANCED AMBULATORY SURGERY CENTER		358	14	4%	372
MACDILL AIR FORCE BASE		330	41	11%	371
COLOR GENOMICS, INC.	4	361	6	2%	371
FL HUD DESTIN, LLC D/B/A GRAND BOULEVARD HEALTH		332	39	11%	371
URGENT CARE BETHESDA	1	318	52	14%	371
INFORM DIAGNOSTICS		361	9	2%	370
EPWORTH VILLAGE RETIREMENT COMMUNITY		363	6	2%	369
ADVENT HEALTH - TAMPA		148	221	60%	369
BEAR CREEK NURSING CENTER		364	5	1%	369
REHABILITATION CENTER OF LAKE CITY, THE		340	29	8%	369
Solaris HealthCare Imperial		360	8	2%	368
PALMETTO SUBACUTE CARE CENTER		356	11	3%	367
TRENTON MEDICAL CENTER INC DBA PALMS MEDICAL GROUP	4	270	93	25%	367
LAKE EUSTIS HEALTH AND REHABILITATION CENTER		358	8	2%	366
SANFORD LABORATORIES		333	33	9%	366
ELMHURST HOSPITAL CENTER	1	333	31	8%	365
AVON PARK PEDIATRICS INC	3	321	40	11%	364
COMMUNITY HEALTH AND REHABILITATION CENTER		300	63	17%	363
HOLIDAY CVS LLC DBA CVS/PHARMACY #0440		347	16	4%	363
HAINES CITY REHABILITATION AND NURSING CENTER		338	24	7%	362
ESTERO ISLAND MEDICAL CENTER		287	75	21%	362
NAPHCARE, INC AT MANATEE COUNTY JAIL		333	26	7%	359
TAVARES PEDIATRICS		302	56	16%	358
The Care Center at Pinellas Park	1	345	12	3%	358
MANOR CARE OF NAPLES FL LLC		353	4	1%	357
AVANTE AT LEESBURG INC		352	5	1%	357
Marshall Health and Rehabilitation Center		307	49	14%	356
RIVERS FAMILY MEDICINE PA		269	87	24%	356
HOLLEY NAVARRE MEDICAL CLINIC		274	80	23%	354
COLLIER COUNTY JAIL		351	2	1%	353
AVENTURA REHAB AND NURSING CENTER		336	17	5%	353
ARGO SENIOR LIVING AT HAVERHILL		332	21	6%	353
MY CLINICAL LAB		223	129	37%	352

COVID-19: testing by laboratory

Data through May 1, 2021 verified as of May 2, 2021 at 09:25 AM

Data in this report are provisional and subject to change.

The numbers in the table below represent the number of Florida and non-Florida residents for whom test results were received by the Department of Health. A person can be tested by more than one laboratory and can have both positive and negative results. **Therefore, the sum of the numbers in each column will be larger than the total number of people tested.**

Reporting lab	Inconclusive	Negative	Positive	Percent positive	Total
VILLAGE AT VIENNA SQUARE,THE	6	329	17	5%	352
FAMILY CARE PARTNERS OF NE FLORIDA LLC		278	74	21%	352
FOUNTAIN INN NURSING & REHABILITATION CTR, INC		346	6	2%	352
The Grove Health and Rehabilitation		327	24	7%	351
JACKSONVILLE VA UNIVERSITY OPC	4	337	10	3%	351
CORAL BAY HEALTHCARE AND REHABILITATION	1	338	12	3%	351
ST JOSEPH'S HOSPITAL LABORATORY		1	348	100%	349
SOUTHWEST ORLANDO FAMILY MEDICINE, PL		290	59	17%	349
MANORCARE AT LELY PALMS		342	7	2%	349
SUNCOAST URGENT CARE		262	86	25%	348
CITY OF PORT SAINT LUCIE		323	24	7%	347
PEDIATRICS IN BREVARD PA- ROCKLEDGE		302	45	13%	347
KEY WEST HEALTH AND REHAB	1	338	8	2%	347
HEALTH DESIGNS		332	14	4%	346
VILLAGE PLACE NH LLC		314	32	9%	346
SELECT REFERENCE LABORATORIES, LLC	1	333	12	3%	346
LIFE BRITE	1	328	17	5%	346
USAFSAM/PHE		175	170	49%	345
HOSPICE OF LAKE & SUMTER INC	1	334	9	3%	344
FLORIDA HEALTH CARE PLANS			344	100%	344
Avante at St Cloud, Inc.		333	11	3%	344
FRICKS PHARMACY		279	63	18%	342
GENETIC TECHNOLOGICAL INNOVATIONS, LLC		329	13	4%	342
PALMS REHABILITATION AND HEALTHCARE CENTER		304	38	11%	342
ADVENT HEALTH CENTRA CARE - PALM COAST		80	262	77%	342
POMPANO REHABILITATION AND NURSING CTR		336	5	1%	341
REGENTS PARK OF BOCA RATON		336	5	1%	341
Concordia Village of Tampa AL		335	5	1%	340
CRONOS CLINICAL LABORATORY	22	227	91	27%	340
LabCorp (Non-Interfaced)	2	130	207	61%	339
Surrey Place Healthcare and Rehabilitation		337	2	1%	339
MACCLENNY NURSING AND REHAB		320	18	5%	338
JACKSON PLAZA NURSING & REHAB CENTER	6	323	9	3%	338
DEPARTMENT OF HEALTH BUREAU OF FAMILY		330	8	2%	338
MEDICAL CENTER AT OCEAN REEF,THE		321	17	5%	338
HOLISTIC PEDIATRICS GROUP LLC		313	23	7%	336
RULEME CENTER	2	304	30	9%	336
MIAMI CEREBRAL PALSY RESIDENTIAL		334	1	0%	335
KENNEDY PAIN CLINIC GROUP LLC		301	34	10%	335
PHYSICIANS REGIONAL WALK-IN		196	138	41%	334
AMERICAN FINNISH NURSING HOME	2	323	8	2%	333
RAPID RELIABLE TESTING NY LLC		321	12	4%	333
FLORIDA KEYS PEDIATRICS & ADOLESCENT CENTER		315	18	5%	333
NORTH PINELLAS STATMED QUICK QUALITY CLINICS		236	97	29%	333
GOOD SAMARITAN SOCIETY-DAYTONA		312	21	6%	333
EAST RIDGE RETIREMENT VILLAGE		329	3	1%	332
ST LUCIE EMPLOYEE HEALTH & WELLNESS CENTER		320	11	3%	331

COVID-19: testing by laboratory

Data through May 1, 2021 verified as of May 2, 2021 at 09:25 AM

Data in this report are provisional and subject to change.

The numbers in the table below represent the number of Florida and non-Florida residents for whom test results were received by the Department of Health. A person can be tested by more than one laboratory and can have both positive and negative results. **Therefore, the sum of the numbers in each column will be larger than the total number of people tested.**

Reporting lab	Inconclusive	Negative	Positive	Percent positive	Total
LODGE HEALTH AND REHABILITATION CENTER, THE		298	33	10%	331
DELTONA HEALTH CARE		307	24	7%	331
Life Care Center at Wells Crossing		309	21	6%	330
EDGEWATER AT WATERMAN VILLAGE,THE		314	16	5%	330
ROSEN MEDICAL CENTER		287	43	13%	330
ST JUDE CHILDREN'S RESEARCH HOSPITAL		314	15	5%	329
WESTCHESTER GARDENS LIMITED PARTNERSHIP		319	9	3%	328
CRYSTAL RIVER HEALTH & REHAB		325	3	1%	328
Avante at Inverness		325	3	1%	328
SILVER CREEK SENIOR LIVING COMMUNITY		321	5	2%	326
ST JAMES HEALTH AND REHABILITATION CENTER		239	87	27%	326
ENCOMPASS HEALTH REHABILITATION OF SEA PINES		325	1	0%	326
PIONEER CLINICAL LAB, LLC		212	113	35%	325
SIGNATURE HEALTHCARE AT THE COURTYARD		277	47	15%	324
DAYTONA BEACH HEALTH AND REHAB CENTER		320	2	1%	322
LUTHERAN HAVEN		313	9	3%	322
AFTER HOURS PEDIATRICS INC	1	1	320	99%	322
Life Care Center of Sarasota		308	13	4%	321
ACCURATE DIAGNOSTIC LABS, INC		303	18	6%	321
AVELLINO LAB USA, INC	1	307	13	4%	321
WILLISTON PEDIATRICS PA	1	280	39	12%	320
SUNRISE DIAGNOSTIC LABORATORY		267	53	17%	320
TALLAHASSEE NHHI LLC	1	292	27	8%	320
Avante at Orlando	1	313	6	2%	320
HEATHER HILL HEALTHCARE CENTER		273	47	15%	320
West Melbourne Health and Rehabilitation Center		319	1	0%	320
PORT CHARLOTTE HMA		282	37	12%	319
PruittHealth Santa Rosa		225	94	29%	319
BIOCEPT		297	22	7%	319
HUNT CLUB PEDIATRIC ASSOCIATES, P.A.		270	48	15%	318
APOLLO HEALTH & REHABILITATION		310	7	2%	317
MEDEXPRESS LUTZ		3	313	99%	316
BAY COUNTY SHERIFFS OFFICE JAIL FACILITY		262	53	17%	315
TIERRA PINES CENTER		302	13	4%	315
CROSS POINTE CARE CENTER	2	307	6	2%	315
ARDEN COURTS OF TAMPA□	2	307	6	2%	315
CONCIMED LLC		283	32	10%	315
HCTB INC		258	57	18%	315
CENTERSTONE OF FLORIDA□		288	26	8%	314
HOMESTEAD MANOR	2	270	41	13%	313
GENESIS MEDICAL LABORATORY MIAMI FL.		83	230	73%	313
STATMED QUICK QUALITY CLINIC AT NORTH PINELLAS		66	246	79%	312
220 GOLDEN, LLC	1	292	16	5%	309
OSPREY LODGE		250	59	19%	309
FIRST CHOICE PEDIATRICS INC		272	37	12%	309
SILVERCREST HEALTH AND REHABILITATION CENTER	3	295	8	3%	306
LAKELAND REGIONAL HEALTH SYSTEMS INC		39	266	87%	305

COVID-19: testing by laboratory

Data through May 1, 2021 verified as of May 2, 2021 at 09:25 AM

Data in this report are provisional and subject to change.

The numbers in the table below represent the number of Florida and non-Florida residents for whom test results were received by the Department of Health. A person can be tested by more than one laboratory and can have both positive and negative results. **Therefore, the sum of the numbers in each column will be larger than the total number of people tested.**

Reporting lab	Inconclusive	Negative	Positive	Percent positive	Total
CLARE BRIDGE ORMOND BEACH	1	303			304
PERSONALIZED GENETIC TESTING	3	200	100	33%	303
GULF COAST MEDICAL CENTER		297	6	2%	303
WHITE WILSON MEDICAL IMMEDIATE CARE NICEVILLE		77	226	75%	303
HIGHLANDS URGENT CARE			303	100%	303
LAKE PARK OF MADISON		291	11	4%	302
SARAPATH DIAGNOSTICS		172	130	43%	302
PONTE VEDRA GARDENS		300	1	0%	301
Chatsworth at PGA National, LLC		287	14	5%	301
ARCPOINT LABS OF ST PETERSBURG		209	91	30%	300
CONSULATE HEALTH CARE OF SAFETY HARBOR		293	7	2%	300
HAVEN OF OUR LADY OF PEACE INC		292	8	3%	300
FLORIDA ATLANTIC UNIVERSITY STUDENT HEALTH		247	52	17%	299
DE LUNA HEALTH AND REHABILITATION CENTER		276	23	8%	299
ELLENTON PEDIATRICS PA		280	18	6%	298
BUENA VISTA URGENT CARE		264	34	11%	298
Sunset Point Center		291	6	2%	297
DISCOVERY VILLAGE AT NAPLES		280	17	6%	297
RIVERWOOD HEALTH NH LLC		258	39	13%	297
CYPRESS COVE		290	6	2%	296
AMERICAN ESOTERIC LAB-BIRMINGHAM		292	4	1%	296
BROOKDALE DESTIN		284	12	4%	296
BAYA POINTE NURSING AND REHABILITATION		212	83	28%	295
LONGWOOD FAMILY PRACTICE		226	69	23%	295
renaissance health and rehabilitation center		269	26	9%	295
ALLIANCE PEDIATRICS PA		288	7	2%	295
CONEY ISLAND HOSPITAL	1	282	11	4%	294
USA HEALTH UNIVERSITY HOSPITAL CLINICAL LABORATORY	1	283	10	3%	294
MIDWAY PRIMARY CARE, LLC	11	183	99	34%	293
NORTHWEST MEDICAL CENTER CLINICAL LABORATORY		175	118	40%	293
BIOIQ		243	48	16%	291
ARBOR FACILITY INC		287	4	1%	291
HEARTLAND PEDIATRICS OF LAKE PLACID PA	1	254	36	12%	291
JUPITER MEDICAL CENTER URGENT CARE - STUART		223	68	23%	291
LAKESIDE NEUROLOGIC		278	13	4%	291
PROFESSIONAL URGENT CARE SERVICES		238	52	18%	290
ST VINCENT'S AMBULATORY CARE INC DBA	2	249	39	13%	290
STERLING HOUSE OF DELAND		288	1	0%	289
Rehabilitation Center for Park Place LLC		278	11	4%	289
AMERICAN HEALTH ASSOCIATES INC	1	270	18	6%	289
PALM GARDEN OF GAINESVILLE	2	285	2	1%	289
WESTWOOD HEALTHCARE SNF		243	46	16%	289
DOCTORS MEMORIAL HOSPITAL		158	131	45%	289
AUBURN UNIVERSITY MEDICAL CLINIC		227	62	21%	289
Solaris Senior Living North Naples ALF		279	9	3%	288
Terrace Health and Rehab		284	4	1%	288
AMERICAN RESEARCH LABS		249	39	14%	288

COVID-19: testing by laboratory

Data through May 1, 2021 verified as of May 2, 2021 at 09:25 AM

Data in this report are provisional and subject to change.

The numbers in the table below represent the number of Florida and non-Florida residents for whom test results were received by the Department of Health. A person can be tested by more than one laboratory and can have both positive and negative results. **Therefore, the sum of the numbers in each column will be larger than the total number of people tested.**

Reporting lab	Inconclusive	Negative	Positive	Percent positive	Total
W FRANK WELLS NURSING HOME		258	29	10%	287
PAVILION FOR HEALTHCARE, THE		284	3	1%	287
JACKSONVILLE UNIVERSITY	1	270	16	6%	287
COLLIER PHARMACY		233	54	19%	287
FARAH MEDICAL		271	15	5%	286
THE RESIDENCE AT TIMBER PINES	4	256	26	9%	286
CHIPOLA HEALTH AND REHAB		268	18	6%	286
QUICK CARE MED LLC	1	226	59	21%	286
EHEALTHSCREENINGS, LLC		285			285
PROTEUS MOLECULAR AND CLINICAL LAB	1	172	112	39%	285
MEDICATION ROOMS-CSU/CI NURSE STATION	1	271	13	5%	285
SIGNATURE HEALTHCARE OF ORANGE PARK		281	4	1%	285
PALMS FACILITY INC		269	16	6%	285
CLINICAL LABS OF HAWAII		280	4	1%	284
CHIPOLA MEDICAL ASSOCIATES, LLC		207	77	27%	284
DAVID SCOTT MADWAR MD PA		254	29	10%	283
WALGREENS 10670		246	37	13%	283
AURORA DIAGNOSTICS BERNHARDT LABORATORIES PATHOLOGY SERVICE		190	93	33%	283
LAKE VIEW CARE CENTER AT DELRAY		277	6	2%	283
BROWARD NURSING & REHABILITATION CTR	8	259	15	5%	282
SANDY PINES	2	237	43	15%	282
VETERANS AFFAIRS MEDICAL CENTER - MIAMI		2	278	99%	280
HARBOURWOOD	1	272	7	3%	280
WASHINGTON REHAB AND NURSING		269	10	4%	279
LEESBURG PEDIATRICS		243	36	13%	279
AMELIA MEDICAL CARE		121	158	57%	279
BRENTWOOD RETIREMENT COMMUNITY	5	240	34	12%	279
JUPITER MEDICAL CENTER URGENT CENTER		231	48	17%	279
MILLENNIUM PHYSICIAN GROUP LLC		241	37	13%	278
PRUITT HEALTH-SANTA ROSA		275	2	1%	277
Crossbreeze care center	1	274	2	1%	277
D PEDIATRICS		254	23	8%	277
VILLAGES REGIONAL HOSPITAL SURGERY CENTER LLC, THE		218	58	21%	276
HOSPICE OF ST FRANCIS INC		269	7	3%	276
BOND CLINIC, PA		203	72	26%	275
Chatham Glen Healthcare and Rehabilitation Center		266	9	3%	275
Glades West Rehabilitation and Nursing Center		266	8	3%	274
NASSAU COUNTY JAIL		229	45	16%	274
STAR CARE		226	47	17%	273
FIRST CHOICE PRIMARY CARE		216	56	21%	272
IMA MEDICAL GROUP		194	78	29%	272
Premier Place at The Glenview		261	9	3%	270
ATLANTIC URGENT CARE		186	84	31%	270
LEHIGH VALLEY GENOMICS		45	225	83%	270
FAMILY MEDICAL CARE OF PALM BEACH		190	80	30%	270
PBC FIREFIGHTER BENEFIT FUND WELLNESS CENTER		225	45	17%	270
DOS OF NORTH SHORES NURSING & REHAB CENTER		269			269

COVID-19: testing by laboratory

Data through May 1, 2021 verified as of May 2, 2021 at 09:25 AM

Data in this report are provisional and subject to change.

The numbers in the table below represent the number of Florida and non-Florida residents for whom test results were received by the Department of Health. A person can be tested by more than one laboratory and can have both positive and negative results. **Therefore, the sum of the numbers in each column will be larger than the total number of people tested.**

Reporting lab	Inconclusive	Negative	Positive	Percent positive	Total
ADVENT HEALTH CARE CENTER	9	246	14	5%	269
VI AT BENTLEY VILLAGE HOME CARE		267	1	0%	268
SURREY PLACE CARE CENTER		261	7	3%	268
ADVENT HEALTH CENTRA CARE - ORMOND BEACH		113	155	58%	268
SHC College Park		266	2	1%	268
ST MARK VILLAGE	1	261	5	2%	267
FORT MYERS REHABILITATION AND NURSING CENTER		240	26	10%	266
Cross Gardens Care Center		264	1	0%	265
SERANADES BY SONATA WEST ORANGE		236	29	11%	265
THE PLAYERS CHAMPIONSHIP		265			265
Jacaranda Manor		263	2	1%	265
NADAL PEDIATRICS		217	47	18%	264
LAKEVIEW INTERNAL MEDICINE		199	64	24%	263
NORTH FLORIDA PEDIATRICS - MARIANNA		223	40	15%	263
FREEDOM SQUARE NURSING CENTER□		250	12	5%	262
PATHWAY PHARMACY		216	44	17%	260
BRADEN RIVER REHABILITATION CENTER LLC		258	2	1%	260
CLIFFORD CHESTER SIMS VA NURSING HOME		251	9	3%	260
TERRACES OF LAKE WORTH CARE CENTER□		247	12	5%	259
TRUE NORTH HEALTH NAVIGATION LLC DBA DISPATCHHEALTH	1	214	44	17%	259
CONSULATE HEALTHCARE OF KISSIMMEE		247	12	5%	259
FLORIDA WOMAN CARE LABORATORY LLC		232	26	10%	258
MIAMI JEWISH HEALTH SYSTEMS, INC	4	244	10	4%	258
ADVENT HEALTH - ORLANDO		195	63	24%	258
AZALEA TRACE		245	13	5%	258
SEAVIEW NURSING AND REHABILITATION CENTER		248	10	4%	258
BAYVIEW CENTER		251	6	2%	257
Sunnyside Nursing Home		254	3	1%	257
CAREATC CITY OF TAMPA	14	207	36	14%	257
MARTIN MEMORIAL MEDICAL CENTER LAB		128	129	50%	257
AVANTE AT ORMOND BEACH INC		248	8	3%	256
MARTIN ACQUISITION 1 LLC DBA		241	14	5%	255
A PLUS PEDIATRICS		222	32	13%	254
FELLOWSHIP HOME AT THE FAIRWAY LLC		247	7	3%	254
EVENT MED SERVICES LABORATORY		249	5	2%	254
SHELL POINT VILLAGE MEDICAL CENTER		246	7	3%	253
CCS - JOSEPH V CONTE		251	2	1%	253
KR at Hillsborough Lakes/Lutz Healthcare		243	10	4%	253
VETERANS AFFAIRS ORLANDO VA MEDICAL CENTER			252	100%	252
HOMESTEAD VILLAGE		241	11	4%	252
FLORIDA CLINICAL LABORATORY-BIOREFERENCE LABORATORIES		99	152	61%	251
BARTRAM CROSSING		251			251
STUART - FAIRGROUNDS		219	32	13%	251
BUREAU OF CLINICAL LABORATORIES		209	42	17%	251
Consulate Health Care of St. Petersburg		242	7	3%	249
OAKBROOK HEALTH AND REHABILITATION CENTER	1	234	14	6%	249
UCC - WELLINGTON		3	246	99%	249

COVID-19: testing by laboratory

Data through May 1, 2021 verified as of May 2, 2021 at 09:25 AM

Data in this report are provisional and subject to change.

The numbers in the table below represent the number of Florida and non-Florida residents for whom test results were received by the Department of Health. A person can be tested by more than one laboratory and can have both positive and negative results. **Therefore, the sum of the numbers in each column will be larger than the total number of people tested.**

Reporting lab	Inconclusive	Negative	Positive	Percent positive	Total
Avante at Lake Worth, Inc.	1	242	6	2%	249
WALGREENS 4915	1	221	26	10%	248
LAKESIDE HEALTH CENTER		246	2	1%	248
CARRINGTON PLACE OF ST PETE LLC		242	6	2%	248
ADVENTHEALTH EXPRESS CARE AT WESLEY CH		218	29	12%	247
Orchid Cove at Sarasota		245	1	0%	246
SPRINGS AT LAKE POINTE WOODS		244	2	1%	246
Heritage Healthcare at Tallahassee		239	7	3%	246
ADVENT HEALTH - PALM HARBOR ER		198	48	20%	246
AVECINA MOBILE		121	125	51%	246
ST AUGUSTINE HEALTH & REHAB CENTER		244	1	0%	245
Flagler Health and Rehabilitation		242	3	1%	245
EDGEWOOD NURSING CENTER		235	10	4%	245
ROSEWOOD HEALTHCARE & REHABILITATION CENTER		239	6	2%	245
ST ANTHONYS REHABILITATION HOSPITAL	9	234	2	1%	245
BARBARA O'REILLY MD PA		240	5	2%	245
REGENTS PARK AT AVENTURA		229	15	6%	244
MALABAR/ADVENT CENTRA CARE		48	196	80%	244
CARENOW LAKE MARY		45	199	82%	244
WHITE WILSON MEDICAL CENTER IMMEDIATE CARE		135	108	44%	243
TGH		1	241	100%	242
PADDOCK RIDGE		239	3	1%	242
HUNT CLUB PEDIATRIC ASSOCIATES PA		169	73	30%	242
ESCAMBIA COUNTY JAIL	2	177	63	26%	242
ARCHER HEALTH VENTURES, LLC		217	25	10%	242
GOOD SAMARITAN CARES		236	5	2%	241
life Care Center of Melbourne		224	17	7%	241
AMERICAN HOUSE SENIOR LIVING		189	51	21%	240
CLARE BRIDGE OF SARASOTA		238	2	1%	240
STERLING HOUSE OF WINTER HAVEN		237	3	1%	240
PALM GARDEN OF AVENTURA		236	4	2%	240
SOUTHLAND SUITES OF ORMOND BEACH	4	236			240
KINDRED HOSPITAL THE PALM BEACHES		233	6	3%	239
ORANGE COUNTY HEALTH DEPT		228	11	5%	239
SAMIR EBEID MD		216	23	10%	239
ADVANCED MEDICAL GROUP		2	236	99%	238
FLORIDA HEALTH CARE PLAN INC		2	235	99%	237
GEORGE SAFRAN MD PC		223	14	6%	237
The Ponce Therapy Care Center		233	4	2%	237
Lake Port Square Health Center		219	17	7%	236
BAY VUE NURSING AND REHABILITATION CENTER		224	11	5%	235
OAK HAMMOCK AT THE UNIVERSITY OF FLORIDA		229	6	3%	235
GUEST HOUSE OCALA, THE		224	11	5%	235
BAY TREE CARE AND REHABILITATION CENTER		197	38	16%	235
CAREATC, INC.	1	226	8	3%	235
SOLARIS SENIOR LIVING VERO BEACH		226	8	3%	234
LCS SANDHILL COVE LLC DBA	6	219	9	4%	234

COVID-19: testing by laboratory

Data through May 1, 2021 verified as of May 2, 2021 at 09:25 AM

Data in this report are provisional and subject to change.

The numbers in the table below represent the number of Florida and non-Florida residents for whom test results were received by the Department of Health. A person can be tested by more than one laboratory and can have both positive and negative results. **Therefore, the sum of the numbers in each column will be larger than the total number of people tested.**

Reporting lab	Inconclusive	Negative	Positive	Percent positive	Total
XPRESS URGENT CARE- PORT ST. LUCIE		98	136	58%	234
ARDEN COURTS OF FORT MYERS		226	7	3%	233
NORTH FLORIDA PEDIATRICS PA - DUVAL		204	29	12%	233
MANDARIN PEDIATRICS		210	23	10%	233
PINELLAS CARE CENTER		197	36	15%	233
RIVERSIDE RECOVERY OF TAMPA		231	2	1%	233
SUNLIFE PHARMACY		204	29	12%	233
GATTOLINE ENTERPRISES, INC. DBA FAMILY CARE PHARMACY		188	44	19%	232
FORT PIERCE HEALTH CARE		225	7	3%	232
Lakewood Nursing Center		198	33	14%	231
ManorCare Health Services-Palm Harbor	1	229	1	0%	231
Signature healthcare of Jacksonville		226	5	2%	231
CHILDREN MED CARE INC		198	33	14%	231
FIRSTCARE CLINIC		120	110	48%	230
LYNN HAVEN SPORTS COMPLEX-WALKON CLINIC		21	209	91%	230
ST PETERSBURG PEDIATRICS-EAST BAY	1	194	35	15%	230
ARDEN COURTS OF SEMINOLE		187	41	18%	228
ASCENSION MEDICAL GROUP		5	223	98%	228
MEDICAL CONSULTANTS OF FLORIDA LLC	1	193	34	15%	228
MORSELIFE MEMORY CARE RESIDENCE		219	9	4%	228
WIREGRASS DIRECT PRIMARY CARE PLLC□		190	37	16%	227
ADVENT HEALTH - LAKE NONA		193	34	15%	227
ESCAMBIA COUNTY JAIL DETENTION DIVISION		222	5	2%	227
PARKS HEALTHCARE & REHABILITATION CTR	4	211	11	5%	226
MCW MENTAL HEALTH LLC		222	4	2%	226
ALLSOUTH URGENT CARE		52	174	77%	226
CORAL GABLES NURSING & REHABILITATION CENTER		214	11	5%	225
DOCTORS MEMORIAL FAMILY MEDICINE	2	155	68	30%	225
PARK MEADOWS HEALTH AND REHABILITATION CENTER		224	1	0%	225
CENTRAL FLORIDA HEALTH SERVICES		187	38	17%	225
YOUR FAMILY WALK-IN CLINIC		17	208	92%	225
NSPIRE HEALTHCARE LAUDERHILL		219	6	3%	225
ABSOLUTE HEALTH INTERNAL MEDICINE AND PEDIATRICS		200	25	11%	225
BORLAND GROOVER CLINIC	1	187	37	16%	225
INN AT ASTON GARDENS, THE		216	8	4%	224
DISCOVERY VILLAGE AT MELBOURNE		197	27	12%	224
CORAL REEF NURSING & REHABILITATION CENTER		216	8	4%	224
Avante at Melbourne		219	5	2%	224
CONSULATE HEALTH CARE OF MELBOURNE		218	5	2%	223
COLONY CLUB ALF,THE	1	209	13	6%	223
LAKE REGIONAL URGENT CARE		12	211	95%	223
SACRED HEART HEALTH SYSTEM INC		186	37	17%	223
VITAS HEALTHCARE CORPORATION OF FL		208	15	7%	223
VIERA DEL MAR HEALTH AND REHABILITATION CENTER		209	13	6%	222
FLORIDA MEDICAL CLINIC LLC		145	77	35%	222
Signature Healthcare of Ormond		220	2	1%	222
PINNACLES PEDS CARE PA		222			222

COVID-19: testing by laboratory

Data through May 1, 2021 verified as of May 2, 2021 at 09:25 AM

Data in this report are provisional and subject to change.

The numbers in the table below represent the number of Florida and non-Florida residents for whom test results were received by the Department of Health. A person can be tested by more than one laboratory and can have both positive and negative results. **Therefore, the sum of the numbers in each column will be larger than the total number of people tested.**

Reporting lab	Inconclusive	Negative	Positive	Percent positive	Total
ADVENT HEALTH CENTRA CARE - APOPKA NORTH		192	30	14%	222
CCS - PAUL REIN DETENTION FACILITY		156	66	30%	222
Fouraker Hills Rehab and Nursing		212	9	4%	221
Kindred Hospital South Florida Hollywood SNU		213	8	4%	221
FLAGLER COUNTY DETENTION CENTER		208	13	6%	221
BENDERSON FAMILY SKILLED NURSING AND□		204	17	8%	221
CONCORD LIFE SCIENCES LLC	2	201	17	8%	220
FEDERATION CCRC OPERATIONS CORP		218	2	1%	220
VILLA MARIA WEST SKILLED NURSING FACILITY		212	8	4%	220
SUPERIOR RESIDENCES OF PANAMA CITY BEACH		213	7	3%	220
Boynton Beach Rehabilitation Center	2	213	5	2%	220
BVM THE BRIDGES LLC		218	2	1%	220
ANGELS DIAGNOSTIC GROUP		174	45	21%	219
JUNO DERMATOLOGY LLC		201	18	8%	219
ADVENT HEALTH CENTRA CARE - DAYTONA BEACH		94	125	57%	219
MATHISON RETIREMENT COMMUNITY, INC	1	208	10	5%	219
WOOD LAKE HEALTH AND REHABILITATION CENTER		219			219
PEDIATRIC SPECIALISTS MEDICAL GROUP□	1	193	24	11%	218
MEASE COUNTRYSIDE HOSPITAL		2	216	99%	218
ST. CLOUD REGIONAL MEDICAL CENTER		199	18	8%	217
LAKE PORT SQUARE		200	17	8%	217
THE MANOR AT CARPENTERS		185	32	15%	217
MACTOWN, INC		215	2	1%	217
KENILWORTH CARE & REHABILITATION CENTER		200	17	8%	217
Hampton Court Nursing and Rehabilitation Center		214	2	1%	216
BROOKDALE ATRIM WAY		210	6	3%	216
SOUTH BALDWIN REGIONAL MEDICAL CENTER		202	14	6%	216
CLERMONT URGENT CARE		1	215	100%	216
MIAMI VA HEALTHCARE SYSTEM			216	100%	216
BONITA PHARMACY		195	20	9%	215
GATEWAY/ADVENT CENTRA CARE	1	24	190	88%	215
The Waterford		212	3	1%	215
Taylor Care Center		210	5	2%	215
BLOCK, NATION, CHASE, AND SMOLEN FAMILY MEDICINE		157	57	27%	214
KEY LARGO - LARGO CARGO		193	21	10%	214
Sunrise Health and Rehabilitation Center		206	8	4%	214
POCONO MEDICAL CENTER		212	1	0%	213
UNIVERSITY OF MIAMI		78	135	63%	213
LIFE CARE CENTER OF PORT ST. LUCIE		201	12	6%	213
San Jose Health & Reabilitation		207	6	3%	213
Consulate Healthcare of West Palm Beach		197	16	8%	213
RITE MEDICAL CARE PC		210	3	1%	213
BOCA RATON REHABILITATION CENTER	4	205	4	2%	213
CONSULATE HEALTH CARE OF WINTER HAVEN		209	4	2%	213
HEALTH FIRST - HOLMES REGIONAL MEDICAL CENTER		32	180	85%	212
HEALTHPOINT MED GRP OF THE EMERALD COAST LLC		175	37	17%	212
FULGENT GENETICS	3	166	43	20%	212

COVID-19: testing by laboratory

Data through May 1, 2021 verified as of May 2, 2021 at 09:25 AM

Data in this report are provisional and subject to change.

The numbers in the table below represent the number of Florida and non-Florida residents for whom test results were received by the Department of Health. A person can be tested by more than one laboratory and can have both positive and negative results. **Therefore, the sum of the numbers in each column will be larger than the total number of people tested.**

Reporting lab	Inconclusive	Negative	Positive	Percent positive	Total
LABCORP BURLINGTON	1	157	54	25%	212
ARDEN COURTS OF DELRAY BEACH FL LLC	3	199	10	5%	212
Bayside Health and Rehabilitation		181	31	15%	212
HOSPITAL FOR SPECIAL SURGERY		208	3	1%	211
GLENRIDGE ON PALMER RANCH,THE		202	8	4%	210
Royal Oaks Nursing and Rehab		209	1	0%	210
TUSCAN GARDENS OF PALM COAST		204	6	3%	210
GOOD SAMARITAN SOCIETY OF DELAND		199	11	5%	210
Whispering Oaks	11	175	23	11%	209
Nspire Health Care Kendall		199	10	5%	209
PALMS MEDICAL GROUP HIGH SPRINGS		174	35	17%	209
PATRIOT MEDICAL LABORATORIES		201	8	4%	209
THE PALACE NURSING AND REHABILITATION CENTER		209			209
DOLPHIN POINTE HEALTH CARE LLC		185	23	11%	208
REGENCY PARK		190	18	9%	208
LAB CORP	1	120	87	42%	208
HIALEAH SHORES NURSING AND REHAB CENTER		199	8	4%	207
FLORIDA DEPARTMENT OF HEALTH IN TAYLOR COUNTY	1	163	43	21%	207
EDWARD J HEALEY REHAB & NURSING CENTER		206			206
NEW YORK CITY DEPARTMENT OF HEALTH & MENTAL		171	35	17%	206
TARPON POINT NURSING AND REHABILITATION CENTER		203	3	1%	206
VILLAGE PEDIATRICS LLC		175	31	15%	206
ALL SEASONS NAPLES LLC□		198	8	4%	206
MIRACLE HILL NURSING & REHABILITATION CENTER INC		200	6	3%	206
Cross Terrace REhabilitation		203	2	1%	205
JACKSON COUNTY HEALTH DEPARTMENT		154	51	25%	205
WORKPLACE SCREENING INTELLIGENCE			205	100%	205
SENIOR LIVING VII TAMPA LLC□	1	194	9	4%	204
PATHGROUP LABS LLC		97	107	52%	204
PCB CLINIC		159	45	22%	204
PALM HARBOR FAMILY PRACTICE & WALK-IN		157	47	23%	204
JACKSONVILLE NURSING AND REHAB CENTER		195	8	4%	203
BROOKDALE OF SPRING HILL	9	192	2	1%	203
POLK COUNTY HEALTH DEPARTMENT		178	24	12%	202
BARKLEY PLACE	1	196	5	2%	202
AMA MEDICAL GROUP LLC		169	32	16%	201
VAMC WEST PALM LAB		5	196	98%	201
Governors Creek Health and Rehabilitation	1	198	2	1%	201
NO FLORIDA PEDIATRICS, PA		173	27	14%	200
HERITAGE HEALTHCARE AND REHABILATION CENTER		195	5	3%	200
GRACE PEDIATRICS		168	31	16%	199
AVANTE OF BOCA RATON		198	1	1%	199
ADVENT HEALTH - CARROLLWOOD	4	169	26	13%	199
WALGREENS #06012		174	24	12%	198
NSPIRE HEALTHCARE TAMARAC		158	40	20%	198
Lehigh Acres Health and Rehabilitation		186	12	6%	198
LAUREL POINT CARE ACQUISITION LLC DBA SANDGATE GARDENS REHAB AND NURSI		171	27	14%	198

COVID-19: testing by laboratory

Data through May 1, 2021 verified as of May 2, 2021 at 09:25 AM

Data in this report are provisional and subject to change.

The numbers in the table below represent the number of Florida and non-Florida residents for whom test results were received by the Department of Health. A person can be tested by more than one laboratory and can have both positive and negative results. **Therefore, the sum of the numbers in each column will be larger than the total number of people tested.**

Reporting lab	Inconclusive	Negative	Positive	Percent positive	Total
DEPARTMENT OF HEALTH & HUMAN SERVICES		198			198
BAYA URGENT CARE LLC		167	30	15%	197
NADAL PEDIATRICS - VICTORIA STREET (3385)		167	30	15%	197
FORT WALTON REHABILITATION CENTER		158	39	20%	197
MD NOW MEDICAL CENTERS INC		153	44	22%	197
PALM GARDEN OF PINELLAS		197			197
ABBIEJEAN RUSSELL CARE CENTER□		195	1	1%	196
RIVERWOOD CENTER,THE□		186	10	5%	196
BRUCE S WEST MD	1	193	1	1%	195
Heritage Park Rehabilitation & Healthcare		177	18	9%	195
KINDRED HOSPITAL MELBOURNE	1	188	6	3%	195
BEACON AT GULF BREEZE, THE	2	181	11	6%	194
CARE CENTERS OF NASSAU		191	3	2%	194
VIPEDIATRICS PLLC		178	16	8%	194
JEFFERSON COUNTY HEALTH DEPARTMENT-MONTICELLO		153	41	21%	194
FINLAY CLINICAL LABORATORY INC	1	39	153	79%	193
HIGHLANDS LAKE CENTER		188	5	3%	193
SUMMERFIELD EMERGENCY ROOM		146	47	24%	193
CHARTER SENIOR LIVING OF PANAMA CITY BEACH		172	21	11%	193
SARNO EXTENDED HOURS		124	69	36%	193
CVS		48	144	75%	192
FIRST CHOICE PEDIATRICS SEMORAN		98	94	49%	192
CYPRESS POINT LIVING, LLC		177	15	8%	192
FLORIDA HEALTH CARE PLANS INC		2	190	99%	192
GEORGIA DEPARTMENT OF PUBLIC HEALTH	1	5	186	97%	192
HEALTH LINK DIAGNOSTIC LABORATORIES		182	9	5%	191
BRANDON COMMUNITY HEALTH CENTER		165	26	14%	191
NEO GENOMICS - FORT MYERS	1	183	6	3%	190
MAGNOLIA DIAGNOSTICS, LLC	4	158	28	15%	190
EMBRY RIDDLE AERONAUTICAL UNIVERSITY HEALTH SERVICES		1	189	99%	190
Belleair Healthcare Center		184	6	3%	190
GLADES HEALTH CARE CENTER		187	3	2%	190
SEMINOLE TRIBE OF FLORIDA		158	32	17%	190
WALGREENS #04809	1	167	21	11%	189
VIERA MANOR ASSISTED LIVING RESIDENCE		182	7	4%	189
The Inn at Sarasota Bay Club		186	3	2%	189
CANTERFIELD OF OCALA, LLC		178	11	6%	189
TUSCAN GARDENS OF VENETIA MANAGEMENT COMPANY		175	14	7%	189
LAKE WALES OPERATING GROUP LLC		184	5	3%	189
PHYSICIANS REGIONAL MEDICAL CENTER - PINE RIDGE		20	169	89%	189
NIGHT LITE PEDIATRICS WINTER GARDEN		144	44	23%	188
ZON BEACHSIDE LLC□		151	37	20%	188
BENTON HOUSE AT OAKLEAF		158	30	16%	188
HAWKINS FAMILY MEDICINE LLC	1	136	51	27%	188
WOMEN'S CARE FLORIDA LABORATORY		183	5	3%	188
OCEAN REEF MEDICAL CENTER		150	38	20%	188
SUNY UPSTATE MEDICAL UNIVERSITY		173	15	8%	188

COVID-19: testing by laboratory

Data through May 1, 2021 verified as of May 2, 2021 at 09:25 AM

Data in this report are provisional and subject to change.

The numbers in the table below represent the number of Florida and non-Florida residents for whom test results were received by the Department of Health. A person can be tested by more than one laboratory and can have both positive and negative results. **Therefore, the sum of the numbers in each column will be larger than the total number of people tested.**

Reporting lab	Inconclusive	Negative	Positive	Percent positive	Total
Life Care Center of Altamonte Springs		157	31	16%	188
US MEDICAL CARE, INC		164	23	12%	187
NO FLORIDA PEDIATRICS, PA - BRADFORD		157	30	16%	187
PLANTATION NURSING & REHAB CENTER		187			187
ARDEN COURTS OF LARGO FL, LLC		165	22	12%	187
NORTH BEACH REHABILITATION CENTER		185	2	1%	187
WEST COAST FAMILY MEDICAL CARE		152	35	19%	187
AMERICAN FAMILY MEDICAL LLC		143	43	23%	186
HEARTLAND SOUTH JACKSONVILLE OF JACKSONVILLE FL ,		186			186
CSL PLASMA		31	155	83%	186
ANTHEM LAKES LLC		151	35	19%	186
ADVENT		172	13	7%	185
ROSECASTLE OF ZEPHRHILLS		182	3	2%	185
CANTERFIELD OF CLAY COUNTY		147	38	21%	185
PPC-LAB EDI ORCHARD BI		176	9	5%	185
PEDIATRICS OF GREATER ORLANDO		157	28	15%	185
BAPTIST HEALTH PRIMARY CARE	1	134	50	27%	185
BROOKDALE ORANGE PARK		182	2	1%	184
PRIMECARE OF DOTHAN		130	54	29%	184
BAY EDUCATORS WELLNESS CENTER		126	58	32%	184
ST. JAMES BAY HEALTH AND REHABILITATION CENTER		183	1	1%	184
RDV SPORTSPLEX PEDIATRICS		154	29	16%	183
EXOSOME DIAGNOSTICS	1	163	19	10%	183
ADVENT HEALTH CENTRA CARE - WESLEY CHAPEL		13	170	93%	183
WEST		162	21	11%	183
MINUTECLINIC DIAGNOSTIC OF TEXAS, LLC		165	17	9%	182
MERCY MEDICAL URGENT CARE CENTER INC		126	56	31%	182
Emory L Bennett State Veterans Nursing Home		178	3	2%	181
KINDRED HOSPITAL - SOUTH FLORIDA		176	4	2%	180
BRIGHTON EGGERT PHARMACY INC		173	7	4%	180
EAST NEW YORK DIAGNOSTIC AND TREATMENT		171	9	5%	180
STERLING HOUSE OF PUNTA GORDA		179	1	1%	180
QUEENS HOSPITAL CENTER	1	168	10	6%	179
MOBILE INFIRMARY MED CENTER PATH LAB		164	15	8%	179
NORTH FLORIDA INTERNAL MEDICINE PA		145	34	19%	179
GULFCOAST PEDIATRICS		168	11	6%	179
CAYUGA MEDICAL CENTER AT ITHACA		173	5	3%	178
LAKEVIEW TERRACE RETIREMENT COMMUNITY		159	19	11%	178
PEDIATRIC ASSOCIATES AT ARGYLE PA		171	7	4%	178
MID FLORIDA PATHOLOGY LLC MOBILE UNIT #4		125	53	30%	178
ARDEN COURTS OF PALM HARBOR		158	20	11%	178
TRADITION MEDICAL CENTER LABORATORY		55	122	69%	177
ROSECASTLE OF CITRUS		147	30	17%	177
QUALITY URGENT CARE AND WELLNESS PL	3	127	47	27%	177
ADVENT HEALTH CENTRA CARE - CARROLLWOOD		5	172	97%	177
ASTON GARDENS AT PELICAN MARSH		169	7	4%	176
FLORIDA DEPARTMENT OF HEALTH IN ALACHUA COUNTY -		162	14	8%	176

COVID-19: testing by laboratory

Data through May 1, 2021 verified as of May 2, 2021 at 09:25 AM

Data in this report are provisional and subject to change.

The numbers in the table below represent the number of Florida and non-Florida residents for whom test results were received by the Department of Health. A person can be tested by more than one laboratory and can have both positive and negative results. **Therefore, the sum of the numbers in each column will be larger than the total number of people tested.**

Reporting lab	Inconclusive	Negative	Positive	Percent positive	Total
SUWANNEE VALLEY NURSING CENTER		162	14	8%	176
KINDRED HOSPITAL SOUTH FLORIDA		141	35	20%	176
GENE BY GENE		61	115	65%	176
FHMG-FLORIDA HOSPITAL MEDICAL GROUP		150	26	15%	176
Madison Health and Rehabilitation Center		139	36	21%	175
ORLANDO HEALTH EMERGENCY DEPARTMENT		163	12	7%	175
BAYCARE HEALTH SYSTEMS	1	6	167	96%	174
ANCHOR CARE AND REHABILITATION CENTER		173	1	1%	174
CENTRAL FLORIDA HEALTHCARE GROUP LLC		151	23	13%	174
COASTAL INTERNAL MEDICINE		134	40	23%	174
Signature Healthcare of Palm Beach		172	2	1%	174
HAZELDEN FLORIDA	1	164	7	4%	172
WOODBIDGE FACILITY INC		166	6	3%	172
URGENT CARE OF THE PALM BEACHES, NORTH PALM BEACH			172	100%	172
SOMERBY LAKE NONA		164	7	4%	171
BROOKDALE FORT MYERS THE COLONY		167	4	2%	171
TERRACE AT HOBE SOUND, THE	1	158	12	7%	171
FLORIDA DEPARTMENT OF HEALTH IN WALTON COUNTY		154	16	9%	170
MINUTECLINIC DIAGNOSTIC		160	10	6%	170
WILTON MANORS HEALTH & REHABILITATION CENTER		160	9	5%	169
FINNISH AMERICAN REST HOME-ALF		167	2	1%	169
HEARTLAND HEALTHCARE AND REHAB CENTER		146	23	14%	169
ADVENT HEALTH CENTRA CARE - TEMPLE TERRACE	1	104	64	38%	169
Life Care Center of Orlando		164	5	3%	169
PANAMA CITY DEVELOPMENTAL CENTER□		168			168
WESLEY HAVEN VILLA	1	132	35	21%	168
Peninsula Care and Rehab		156	12	7%	168
HARBOR BEACH NURSING AND REHABILITATION CENTER		140	28	17%	168
OSPREY VILLAGE AT AMELIA ISLAND LTD		157	10	6%	167
MEADOWCREST FAMILY PHYSICIANS		98	69	41%	167
ADVENTHEALTH MEDICAL GROUP FAMILY MEDICINE AT		126	41	25%	167
ANYLABTEST NOW		158	8	5%	166
BROOKDALE BONITA SPRINGS		162	3	2%	165
THE ARLINGTON OF NAPLES INC.		162	3	2%	165
CITRUS HEALTH AND REHAB		132	33	20%	165
NORTH PORT REHABILITATION AND NURSING CENTER□		163	1	1%	164
JPR URGENT MEDICAL CARE		159	5	3%	164
WRIGHTS HEALTH CARE AND REHABILITATION CENTER		134	30	18%	164
ATMORE COMMUNITY HOSPITAL LABORATORY		135	29	18%	164
KRYSTAL BAY NURSING AND REHABILITATION		158	6	4%	164
BRADENTON HEALTH CARE		163			163
TRI COUNTY NURSING HOME		162	1	1%	163
PROMPT CARE OF CENTRAL FLORIDA			163	100%	163
SOUTH GEORGIA MEDICAL CENTER		111	52	32%	163
PRECISION GENETICS, INC		157	6	4%	163
HOSPICE OF THE TREASURE COAST		158	5	3%	163
ISLAND HEALTH AND REHABILITATION CENTER		159	4	2%	163

COVID-19: testing by laboratory

Data through May 1, 2021 verified as of May 2, 2021 at 09:25 AM

Data in this report are provisional and subject to change.

The numbers in the table below represent the number of Florida and non-Florida residents for whom test results were received by the Department of Health. A person can be tested by more than one laboratory and can have both positive and negative results. **Therefore, the sum of the numbers in each column will be larger than the total number of people tested.**

Reporting lab	Inconclusive	Negative	Positive	Percent positive	Total
NEMOURS CHILDREN'S URGENT CARE		80	83	51%	163
WALTON PLACE		162			162
DESOTO PALMS ALF		155	6	4%	161
ALLCARE MEDICAL CENTERS PC		137	24	15%	161
MAINSTREAM DIAGNOSTIC LABORATORY LLC		136	25	16%	161
GRAVITY DIAGNOSTICS		56	104	65%	160
KEYSTONE REHAB		160			160
ARCADIA HEALTH AND REHABILITATION CENTER		100	60	38%	160
TUSCAN ISLE CHAMPIONSGATE OP CO LLC		158	2	1%	160
F&T MEDICAL RESEARCH, INC		160			160
GREENBRIAR REHABILITATION AND NURSING CENTER	1	159			160
BROOKDALE PENSACOLA		158	1	1%	159
POINTE, THE		131	28	18%	159
MINUTECLINIC DIAGNOSTIC OF SOUTH CARO		134	24	15%	158
WUESTHOFF REF LABORATORY			158	100%	158
CITRUS MEMORIAL HOSPITAL			158	100%	158
MAGNOLIA MEDICAL CLINIC		47	111	70%	158
FAWCETT MEMORIAL HOSPITAL LABORATORY			157	100%	157
AMERICAN HOUSE COCONUT POINT		136	21	13%	157
TIMBERRIDGE NURSING HOME & REHAB		123	34	22%	157
ALL FLORIDA FAMILY AND SPORTS MEDICINE		134	23	15%	157
BIGGERS FAMILY MEDICINE PA	1	142	14	9%	157
GRAND AVE PHARMACY		112	45	29%	157
GARDENS HEALTH NH LLC		154	3	2%	157
DOCTORS MEMORIAL FAMILY PRACTICE	2	119	36	23%	157
CHERRY OAK PALM BEACH COUNTY		149	8	5%	157
Gabisa Medical LLC		155	1	1%	156
WALGREENS 6221		138	18	12%	156
PROVIDENCE HOSPITAL LABORATORY		147	9	6%	156
Englewood Healthcare and Rehab		141	15	10%	156
MD NOW MEDICAL CENTERS, INC.		121	35	22%	156
OCALA CBOC		146	9	6%	155
DIAMOND RIDGE		147	8	5%	155
PHYSICIAN PARTNERS PERRY		91	64	41%	155
COCOA BEACH/ADVENT CENTRA		41	114	74%	155
FAMILY EXTENDED CARE OF CENTRAL TAMPA		137	18	12%	155
CARE RESOURCE COMMUNITY HEALTH CENTERS INC		147	7	5%	154
PALMETTTO FACILITY INC	1	153			154
CORE BIO LABS		76	78	51%	154
PRUITT HEALTH		152	2	1%	154
FAWCETT MEMORIAL HOSPITAL-LAB		39	115	75%	154
SUNNY HILLS ALF OF SEBRING INC		140	13	8%	153
SACRED HEART MEDICAL GROUP URGENT CARE		126	27	18%	153
LABORATORY OF FLORIDA		97	55	36%	152
CRANE CENTER		121	31	20%	152
WILLOW BROOKE COURT AT AZALEA TRACE		149	3	2%	152
AEGIS MEDICAL GROUP		128	24	16%	152

COVID-19: testing by laboratory

Data through May 1, 2021 verified as of May 2, 2021 at 09:25 AM

Data in this report are provisional and subject to change.

The numbers in the table below represent the number of Florida and non-Florida residents for whom test results were received by the Department of Health. A person can be tested by more than one laboratory and can have both positive and negative results. **Therefore, the sum of the numbers in each column will be larger than the total number of people tested.**

Reporting lab	Inconclusive	Negative	Positive	Percent positive	Total
CLEARWATER STATMED QUICK QUALITY CLINICS		43	109	72%	152
NAPHCARE, INC.		142	10	7%	152
MACKOUL PEDIATRICS FORT MYERS		130	21	14%	151
PALM BEACH COUNTY HEALTH DEPT LAB	4	140	7	5%	151
NAVARRE GARDENS LLC		126	25	17%	151
REGENCY OAKS HEALTH CENTER		149	2	1%	151
ADVENTHEALTH HOSPICE CARE CENTRAL FLORIDA		147	4	3%	151
Centre Pointe Health and Rehabilitation Center		140	11	7%	151
ORANGE COUNTY CORRECTIONS HEALTH SERVICES		121	30	20%	151
REFUAH HEALTH CENTER LABORATORY		143	8	5%	151
TGH URGENT CARE - SEMINOLE			151	100%	151
SONATA COCONUT CREEK	2	125	23	15%	150
CROSSWINDS HEALTH AND REHABILITATION CENTER	1	147	2	1%	150
GOLD CHOICE SENIOR COMMUNITIES		109	41	27%	150
Lakeside Oaks Care Center		146	4	3%	150
The Crossroads		149	1	1%	150
OPPENHEIMER PLASTIC SURGERY LLC		144	5	3%	149
PRECISION HEALTH RESOURCES, LLC	1	133	15	10%	149
LEE MEMORIAL HEALTH SYSTEM HEALTH FAIR		143	6	4%	149
Oakhurst Center		142	7	5%	149
CORNERSTONE MEDICAL CARE OF BRANDON PL		121	28	19%	149
LONGWOOD CARDIOLOGY			148	100%	148
ALLIANCE PEDIATRICS		116	32	22%	148
MILLENNIUM LAB SERVICES			148	100%	148
SEAGRASS VILLAGE FLEMING ISLAND		111	37	25%	148
MINUTECLINIC LLC #4987		131	17	11%	148
LIFE CARE CENTER OF JACKSONVILLE		127	21	14%	148
MEMORY CARE OF NAPLES		147	1	1%	148
ST JOHNS COUNTY DETENTION CENTER		148			148
MED COMP SCIENCES		3	145	98%	148
East Bay Rehabilitation Center		113	35	24%	148
CLINICA HISPANA		1	146	99%	147
SANIBEL INTERNAL MEDICINE, LLC		142	5	3%	147
DAYSPRING VILLAGE		125	22	15%	147
PROVISTA DIAGNOSTICS, INC		144	3	2%	147
OHI WEST INC		134	13	9%	147
WINDSOR OF LAKEWOOD RANCH,THE		144	2	1%	146
Quail Run Health Care Center		146			146
BOSTON RED SOX CLUB LP		144	2	1%	146
WEDGEWOOD HEALTHCARE CENTER		94	52	36%	146
DAYSPRING SENIOR LIVING LLC		143	2	1%	145
BROOKDALE CAPE CORAL		145			145
REGENCY CARE OF BLOUNTSTOWN LLC		135	10	7%	145
ADVENTHEALTH CENTRA CARE PONCIANA	1	81	63	43%	145
NCRNC INC		140	4	3%	144
MV MEDICAL PRACTICE DBA PRIMARY URGENT CARE		137	7	5%	144
NORTHEAST FLORIDA STATE HOSP-NURSING		143	1	1%	144

COVID-19: testing by laboratory

Data through May 1, 2021 verified as of May 2, 2021 at 09:25 AM

Data in this report are provisional and subject to change.

The numbers in the table below represent the number of Florida and non-Florida residents for whom test results were received by the Department of Health. A person can be tested by more than one laboratory and can have both positive and negative results. **Therefore, the sum of the numbers in each column will be larger than the total number of people tested.**

Reporting lab	Inconclusive	Negative	Positive	Percent positive	Total
GRAND VILLA OF ORMOND BEACH		138	6	4%	144
WILLOWBROOKE COURT AT ST ANDREWS ESTATES		139	5	3%	144
KINDRED HOSPITAL NORTH FLORIDA	3	133	8	6%	144
FG RAPID		138	5	3%	143
OAKS OF KISSIMMEE HEALTH AND REHABILITATION CENTER		140	3	2%	143
SMILEY MEDICAL GROUP		108	35	24%	143
JEFFERY WEINZWEIG		2	141	99%	143
Summit Medical Group		131	12	8%	143
LANDMARK HOSPITAL SOUTHWEST FLORIDA LLC		138	5	3%	143
DB MD		126	16	11%	142
PORT ST LUCIE REHABILITATION AND HEALTHCARE		98	43	30%	141
GATEWAY CARE CENTER		139	2	1%	141
RESEARCH CENTERS OF AMERICA, LLC		117	24	17%	141
LabCorp L#09258090 M#09258105		74	67	48%	141
UNITED CLINICAL LABORATORIES		132	9	6%	141
TURNING POINT OF TAMPA		133	8	6%	141
NOVARI CARE LLC		97	44	31%	141
DIAGNOSTIC LABORATORY OF OKLAHOMA		114	26	19%	140
CARENOW URGENT CARE - LAKE MARY			140	100%	140
ARDEN COURTS OF LELY PALMS		138	2	1%	140
MINUTECLINIC DIAGNOSTIC OF NORTH CAROL		114	25	18%	139
JOHN KNOX VILLAGE OF CENTRAL FLORIDA		134	5	4%	139
Gulf Coast Healthcare (Longwood Health and Rehab		118	21	15%	139
GRAND OAKS HEALTH & REHABILITATION		138	1	1%	139
AMERICAN PATHOLOGY PARTNERS		136	2	1%	138
MANOR CARE OF PALM HARBOR		135	3	2%	138
AHEC CLINIC		8	130	94%	138
GRAND VILLA OF LAKELAND		132	6	4%	138
ADVENT HEALTH CENTRA CARE - CITRUS PARK		9	129	93%	138
DOCTOR'S IN HOUSE LABORATORY		18	120	87%	138
WELLNOW URGENT CARE PC		136	2	1%	138
COASTAL DETOX		135	3	2%	138
Lakeside Nursing and Rehabilitation Center	1	112	25	18%	138
MANOR AT BLUEWATER BAY		131	7	5%	138
ADVENT HEALTH CENTRA CARE - DELAND		28	110	80%	138
HIGHLANDS MEDICAL CENTER		135	3	2%	138
A2Z DIAGNOSTICS		136	1	1%	137
SPRING HAVEN RETIREMENT	1	133	3	2%	137
HARBORCHASE OF VERO BEACH	1	117	19	14%	137
CLARE BRIDGE OF CAPE CORAL	1	136			137
LABCORP RTP		54	82	60%	136
VILLAGE ON THE ISLE		130	6	4%	136
BIODESIX, INC.		104	32	24%	136
SONATA DELRAY BEACH		125	11	8%	136
PACIFICA SUNRISE		128	8	6%	136
ARIZONA DEPARTMENT OF HEALTH SERVICES		5	131	96%	136
LONGWOOD HEALTH AND REHABILITATION CENTER		124	12	9%	136

COVID-19: testing by laboratory

Data through May 1, 2021 verified as of May 2, 2021 at 09:25 AM

Data in this report are provisional and subject to change.

The numbers in the table below represent the number of Florida and non-Florida residents for whom test results were received by the Department of Health. A person can be tested by more than one laboratory and can have both positive and negative results. **Therefore, the sum of the numbers in each column will be larger than the total number of people tested.**

Reporting lab	Inconclusive	Negative	Positive	Percent positive	Total
ADVENT HEALTH CENTRA CARE - ORANGE CITY	1	53	82	60%	136
OAKS OF CLEARWATER, THE		132	3	2%	135
PEDIATRIC CARE CENTER		135			135
BAY REGIONAL URGENT CARE	1	91	43	32%	135
SONATA WEST		133	2	1%	135
SEVEN HILLS HEALTH AND REHABILITATION CENTER		119	16	12%	135
IRL MARKET LAB ALACHUA		104	31	23%	135
ADVANCED MEDICAL CENTER		86	48	36%	134
STEWART MEDICAL GROUP		34	100	75%	134
SOUTH CAMPUS FACILITY INC		122	12	9%	134
SONNIS PEDIATRICS PA		118	16	12%	134
SANDALWOOD NURSING CENTER		127	7	5%	134
SUNY UPSTATE OVERFLOW LABORATORY		134			134
VITAS HEALTHCARE		122	11	8%	133
The Crossings		131	2	2%	133
ST PETERSBURG PEDIATRICS-MLK JUNIOR BLVD		123	10	8%	133
PEDIATRIC SERVICES AND BREATHING CENTER PA		104	29	22%	133
VIERA VA OPC		127	6	5%	133
THE REHABILITATION CENTER OF LAKE CITY		127	5	4%	132
AMERICAN HOUSE-BONITA SPRINGS□		131	1	1%	132
LAKELAND REGIONAL HEALTH LAKE MIRIAM	3	87	42	32%	132
QUALITY URGENT CARE AND WELLNESS		88	44	33%	132
CENTRACARE		18	114	86%	132
ROHR HOME		127	5	4%	132
DIATHERIX LABORATORIES		76	56	42%	132
VITAS HEALTHCARE CORPORATION OF FLORIDA		128	4	3%	132
OMNI HEALTHCARE, INC		125	7	5%	132
SUMMIT MEDICAL GROUP PA		119	13	10%	132
MICRO PATH LABORATORIES INC		129	3	2%	132
ALTERNATIVE LIVING, INC DBA TWIN CITIES PAVILION		129	3	2%	132
INTEGRATED REGIONAL LABORATORIES		119	12	9%	131
FOUNTAINS OF HOPE LLC, THE		130	1	1%	131
THE WELLNESS CENTER AT LAKEWOOD RANCH		43	88	67%	131
Alhambra Health and Rehabilitation		131			131
ARBOR TERRACE SAN JOSE LLC	3	126	2	2%	131
ADVENT HEALTH - FOUR CORNERS ER		95	36	27%	131
SIGNATURE HEALTHCARE OF PORT CHARLOTTE		124	7	5%	131
ARDEN COURTS OF WEST PALM BEACH		125	5	4%	130
COQUINA CENTER		125	5	4%	130
CHARLES CROFT MD	1	127	2	2%	130
KINGS BAY PEDIATRICS LLC		124	6	5%	130
MEYER PEDIATRICS		114	16	12%	130
MINUTECLINIC DIAGNOSTIC OF NORTH CARO		115	15	12%	130
MOOSEHAVEN LIFE CARE CENTER		130			130
BMHSI-AEL MICROBIOLOGY LABORATORY	2	102	25	19%	129
KEYSTYLE LIVING LLC	1	127	1	1%	129
TRI-COUNTY NURSING HOME		117	12	9%	129

COVID-19: testing by laboratory

Data through May 1, 2021 verified as of May 2, 2021 at 09:25 AM

Data in this report are provisional and subject to change.

The numbers in the table below represent the number of Florida and non-Florida residents for whom test results were received by the Department of Health. A person can be tested by more than one laboratory and can have both positive and negative results. **Therefore, the sum of the numbers in each column will be larger than the total number of people tested.**

Reporting lab	Inconclusive	Negative	Positive	Percent positive	Total
LIFESTREAM BEHAVIORIAL CENTER		104	25	19%	129
SURFSIDE URGENT CARE		106	23	18%	129
PANCARE HEALTH GULF COUNTY		101	28	22%	129
QUICK CARE MED PL CR		80	49	38%	129
TGH URGENT CARE - TYRONE		3	126	98%	129
MORTON PLANT HOSPITAL NURSING		2	127	98%	129
SUNRISE SENIOR LIVING OF JACKSONVILLE		120	9	7%	129
PANAMA PHARMACY	3	107	18	14%	128
SOLARIS SENIOR LIVING OF MERRITT ISLAND		123	5	4%	128
GRAND VILLA OF DELAND		120	8	6%	128
BLOCK NATION CHASE		104	24	19%	128
THE CLUB AND REHABILITATION CENTER		126	1	1%	127
GESSLER CLINIC PA		98	29	23%	127
L&S SENIOR CARE DBA ARCADIA OAKS	4	122	1	1%	127
THE COURTYARD ASSISTED LIVING		123	4	3%	127
SEMINOLE SPORTS AND FAMILY MEDICINE		111	16	13%	127
KINDRED HOSPITAL-BAY AREA-ST PETERSBURG LAB	1	120	6	5%	127
AVOW HOSPICE INC		127			127
IQBAL A FARUQUI MD		93	34	27%	127
EMERALD COAST BEHAVIORAL HOSPITAL		120	7	6%	127
HILLSBOROUGH COUNTY DEVELOPMENTAL CTR	1	117	9	7%	127
SHOAL CREEK REHABILITATION CENTER		85	42	33%	127
ORANGE PARK PEDIATRICS		116	11	9%	127
FLORIDA DEPARTMENT OF HEALTH IN LAKE COUNTY	1	79	46	37%	126
TIFFANY HALL NURSING AND REHAB CENTER		117	9	7%	126
HEARTLAND PHARMACY LAKE PLACID, INC		94	31	25%	125
WINDERMERE MEDICAL CENTER		119	6	5%	125
BROOKDALE PALM COAST		125			125
PRIME HEALTH OF NORTH PORT LLC		105	20	16%	125
LATE HOURS URGENT CARE		66	59	47%	125
VITAS HEALTHCARE CORP OF FLORIDA		124	1	1%	125
ADVENT HEALTH CENTRA CARE - BRANDON		31	93	75%	124
NORTH FL SOUTH GA HCS-MALCOM RANDALL VAMC			124	100%	124
Mt Sinai Aventura			124	100%	124
ISLAND URGENT CARE PLLC DBA AFC URGENT CARE		123	1	1%	124
FLORIDA ATLANTIC UNIVERSITY		116	8	6%	124
ARBOR GLEN AT ARBOR TRACE	2	113	9	7%	124
PALMS EDGE	1	115	8	6%	124
MONTEFIORE MEDICAL CENTER LABORATORIES - MOSES		114	10	8%	124
CITRUS MEMORIAL HEALTH SYSTEM LAB		2	121	98%	123
PSL NAPLES BH OPERATIONS, LLC		123			123
PICH KTM CORP DBA MEDTOWN PHARMACY		106	17	14%	123
THREE OAKS PHARMACY INC		110	13	11%	123
GENEDX		48	75	61%	123
HOSPICE OF MARTIN & ST LUCIE, INC		120	3	2%	123
Golfview Healthcare Center		117	6	5%	123
FHMG LAKE MARY PEDS		107	16	13%	123

COVID-19: testing by laboratory

Data through May 1, 2021 verified as of May 2, 2021 at 09:25 AM

Data in this report are provisional and subject to change.

The numbers in the table below represent the number of Florida and non-Florida residents for whom test results were received by the Department of Health. A person can be tested by more than one laboratory and can have both positive and negative results. **Therefore, the sum of the numbers in each column will be larger than the total number of people tested.**

Reporting lab	Inconclusive	Negative	Positive	Percent positive	Total
PHYSICIANS REGIONAL CLINIC		92	30	25%	122
PARKVIEW HEALTH		121	1	1%	122
MINUTECLINIC DIAGNOSTIC OF RHODE ISLAND, LLC #729		118	4	3%	122
WESTCHESTER MEDICAL CENTER	1	116	5	4%	122
EC OPCO CARROLLWOOD LLC		114	7	6%	121
AESTHETIC SURGERY CENTER OF WINTER PARK, THE	3	113	5	4%	121
ARDEN COURTS OF SARASOTA		103	18	15%	121
SANDY RIDGE CENTER FOR REHABILITATION AND HEALING		100	21	17%	121
URGENT CARE TCMA			121	100%	121
PINELLAS COUNTY JAIL			121	100%	121
ADVENTHEALTH MEDICAL GROUP PRIMARY CARE		112	9	7%	121
GIBBENS FAMILY MEDICAL, LLC		101	20	17%	121
Crystal Health & Rehab Center		115	6	5%	121
BROOKDALE JENSEN BEACH☐		118	3	2%	121
ARBOR TERRACE ORTEGA LLC	2	116	2	2%	120
FHMG- FLORIDA HOSPITAL MEDICAL GROUP		106	14	12%	120
FLAGLER COLLEGE HEALTH SERVICES		86	34	28%	120
J FRANK AVEY MD		93	27	23%	120
HOBDARI FAMILY HEALTH LLC☐		83	37	31%	120
ADVANCED EMURGENT CARE		28	92	77%	120
MY CLINICAL LAB INC		17	103	86%	120
COASTAL HEALTH AND REHAB		110	9	8%	119
PUTNAM COUNTY SHERIFFS OFFICE		109	10	8%	119
RDX BIOSCIENCE		60	59	50%	119
HOSPICE OF THE EMERALD COAST INC - PANAMA CITY	2	110	7	6%	119
UNIVERSTIY CENTER MEDICAL LLC DBA	1	112	6	5%	119
MED ONE AT SAINT AUGUSTINE		87	32	27%	119
Hialeah Nursing And Rehabilitation Center		113	6	5%	119
MATHISON RETIREMENT COMMUNITY		114	5	4%	119
ISLAND DOCTORS		23	95	81%	118
VIERA HOSPITAL			118	100%	118
TUSCAN ISLE OPERATING COMPANY LLC DBA		114	4	3%	118
VILLAS OF HOLLY BROOK - BRADENTON 14TH		116	2	2%	118
UNIVERSITY HEALTH SYSTEM INC		107	11	9%	118
PATRICK AIR FORCE BASE		7	111	94%	118
BROWARD HEALTH CORAL SPRINGS EPIDEMIOLOGY DEPT		1	117	99%	118
SH HERON EAST LLC☐		103	15	13%	118
BROOKDALE COLONIAL PARK	2	114	1	1%	117
MD 365 MEDICAL CARE		116	1	1%	117
TALLAHASSEE VA OPC		109	8	7%	117
NEIGHBORHOOD MEDICAL CENTER		112	5	4%	117
BELVEDERE COMMONS OF FORT WALTON BEACH		106	10	9%	116
WESTWOOD NURSING & REHAB		82	34	29%	116
LEE COUNTY SCHOOL DISTRICT	1	108	7	6%	116
BAY PINES MEDICAL ASSOCIATES		1	115	99%	116
CONSULATE HEALTH CARE OF SARASOTA☐	1	115			116
DELAND WELLNESS CENTER			116	100%	116

COVID-19: testing by laboratory

Data through May 1, 2021 verified as of May 2, 2021 at 09:25 AM

Data in this report are provisional and subject to change.

The numbers in the table below represent the number of Florida and non-Florida residents for whom test results were received by the Department of Health. A person can be tested by more than one laboratory and can have both positive and negative results. **Therefore, the sum of the numbers in each column will be larger than the total number of people tested.**

Reporting lab	Inconclusive	Negative	Positive	Percent positive	Total
SOUTH LAKE PEDIATRICS		99	17	15%	116
THE POINTE AT CEDAR PARK		114	1	1%	115
SUNFLOWER SPRINGS ASSISTED LIVING		105	10	9%	115
TREASURE COAST FORENSIC TREATMENT CTR		94	21	18%	115
TREASURE COAST MEDICAL ASSOCIATES		4	111	97%	115
CAREATC		30	85	74%	115
CABANA AT JENSEN DUNES, THE		111	4	3%	115
TROPICANA MANUFACTURING COMPANY INC		108	7	6%	115
SOUTH BALDWIN MEDICAL CENTER GULF SHORES		92	23	20%	115
UNIVERSITY MEDICAL CENTER SUITES		100	14	12%	114
CSL PLASMA INC		10	104	91%	114
LENOX HILL HOSPITAL		105	9	8%	114
ELAN BUENA VISTA		97	17	15%	114
Courtyards of Orlando Care Center		102	12	11%	114
MINUTECLINIC DIAGNOSTIC OF OHIO LLC		92	22	19%	114
BLISS HEALTHCARE SERVICES	1	87	25	22%	113
G & R HEALTH MART PHARMACY		93	20	18%	113
CARE CENTERS OF NASSAU, LLC - HENDRICKS RD		112	1	1%	113
TREASURE COAST PRIMARY CARE		92	21	19%	113
NORTH SHORE MEDICAL LABS	1	104	7	6%	112
ALLIED HEALTH FORT PIERCE		112			112
PALM BAY HOSPITAL			112	100%	112
CLEVELAND CLINIC FOUNDATION		12	100	89%	112
VRL EUROFINs - HAWAII		112			112
CAN COMMUNITY HEALTH		110	2	2%	112
ALL MY KIDS PEDIATRICS INC		78	33	30%	111
DOCTORS CENTER PA,THE		95	16	14%	111
HARBORCHASE OF NAPLES		97	14	13%	111
MINUTECLINIC DIAGNOSTIC OF SOUTH CAROLINA, LLC		91	20	18%	111
MG PORT CHARLOTTE II SUBTENANT LLC		99	12	11%	111
LAKE HOUSE ASSISTED LIVING		93	17	15%	110
CAREMOUNT MEDICAL - PATHOLOGY		105	4	4%	109
Riviera Health Resort		108	1	1%	109
AU HEALTH		93	16	15%	109
TREASURE COAST PEDIATRICS PA		103	6	6%	109
WHITE PLAINS HOSPITAL CENTER LAB		104	4	4%	108
EXPRESS DOCS LLC		11	97	90%	108
North Lake Care Center		107	1	1%	108
EVANS HEALTH CARE		106	2	2%	108
ASHRAF MEDICAL GROUP PLLC DBA PULSE MD		105	3	3%	108
MENORAH HOUSE		106	1	1%	107
NAVY HOSPITAL			107	100%	107
BAY VIEW HEALTHCARE		85	22	21%	107
Ocala Oaks Rehabilitation Center		101	6	6%	107
BROOKDALE CANOPY OAKS		74	32	30%	106
Cross Landings Health and Rehabilitation		101	5	5%	106
HEART OF FLORIDA REGIONAL MED CTR		35	71	67%	106

COVID-19: testing by laboratory

Data through May 1, 2021 verified as of May 2, 2021 at 09:25 AM

Data in this report are provisional and subject to change.

The numbers in the table below represent the number of Florida and non-Florida residents for whom test results were received by the Department of Health. A person can be tested by more than one laboratory and can have both positive and negative results. **Therefore, the sum of the numbers in each column will be larger than the total number of people tested.**

Reporting lab	Inconclusive	Negative	Positive	Percent positive	Total
325TH MEDICAL GROUP		87	19	18%	106
TREASURE COAST URGENT & FAMILY CARE		72	34	32%	106
AFTER HOURS PEDIATRICS			106	100%	106
BAPTIST MEDICAL CENTER SOUTH		84	22	21%	106
ELMCROFT OF BELLA VITA□		98	8	8%	106
NORTH FLORIDA EVALUATION AND TREATMENT CENTER	2	99	5	5%	106
TOTAL CARE PLUS LLC			106	100%	106
MAJESTIC OAKS		102	3	3%	105
VILLAGES VA CBOC	2	97	6	6%	105
MEDICAL CONSULTANTS OF FLORIDA DBA	1	90	14	13%	105
ST PETERSBURG PEDIATRICS-SEMINOLE		92	13	12%	105
LECONTE MEDICAL CENTER LAB		86	19	18%	105
PEDIATRIC CARE CENTER- JACKSONVILLE BEACH		75	29	28%	104
GRANDE, THE□	2	98	4	4%	104
PREDICTIVE LABORATORIES, INC	1	90	13	13%	104
VISTA MANOR		92	12	12%	104
ORLANDO LUTHERAN TOWERS ASSISTED LIVING		104			104
EAST RIDGE RETIREMENT VILLAGE INC		104			104
GRAND OAKS OF JENSEN BEACH LLC□		99	5	5%	104
KALEIDA HEALTH CENTER FOR LABORATORY		97	6	6%	103
COLONY CARE CENTER		87	16	16%	103
PORT CHARLOTTE REHABILITATION CENTER		89	14	14%	103
ENCOMPASS HEALTH REHABILITATION HOSPITAL OF LARGO		100	3	3%	103
MIAMI BEACH COMMUNITY HEALTH CENTER		2	101	98%	103
ST MARK ASSISTED LIVING CENTER	1	90	12	12%	103
NORTH CENTRAL BRONX HOSPITAL		98	5	5%	103
RARITAN BAY PERTH AMBOY		94	9	9%	103
Gulfport Rehabilitation Center		99	3	3%	102
BROOKDALE VERO BEACH SOUTH AL		101	1	1%	102
PUBLIC SQUARE PHARMACY LLC		81	21	21%	102
HENNEPIN HEALTHCARE LABORATORY		102			102
GUIDEWELL EMERGENCY MEDICINE DOCTORS LLC		65	37	36%	102
PruittHealth Fleming Island		87	15	15%	102
GRACE MEDICAL HOME		83	19	19%	102
SUNSHINE GARDENS		101	1	1%	102
MACADAMS HOME HEALTH AGENCY		100	1	1%	101
CCS - BROWARD COUNTY JAIL		94	7	7%	101
COASTAL LABORATORIES OF FLORIDA		89	12	12%	101
HAWTHORN HOUSE□		87	14	14%	101
DOUGLAS T JACOBSON STATE VETERANS HOME		100			100
EMERALD COAST CENTER		96	4	4%	100
ENCOMPASS HEALTH REHABILITATION HOSPITAL		99	1	1%	100
Consulate Health Care of Port Charlotte		98	2	2%	100
GLOBAL CENTRAL LABS AT PPD	2	88	10	10%	100
CENTRAL FLORIDA HEALTH CARE		47	53	53%	100
ST JOSEPHS HOSPITAL SOUTH HOSPITAL		1	99	99%	100
CHILDRENS CLINIC		48	51	52%	99

COVID-19: testing by laboratory

Data through May 1, 2021 verified as of May 2, 2021 at 09:25 AM

Data in this report are provisional and subject to change.

The numbers in the table below represent the number of Florida and non-Florida residents for whom test results were received by the Department of Health. A person can be tested by more than one laboratory and can have both positive and negative results. **Therefore, the sum of the numbers in each column will be larger than the total number of people tested.**

Reporting lab	Inconclusive	Negative	Positive	Percent positive	Total
WALGREENS CO		89	10	10%	99
DEVANSH LAB WERKS INC		79	20	20%	99
PANIRA HEALTHCARE CLINIC		2	97	98%	99
Consulate Health Care of Jacksonville		85	14	14%	99
LAFAYETTE NURSING AND REHABILITATION CENTER		97	2	2%	99
PENNSYLVANIA DEPT OF HEALTH		21	77	79%	98
SEMINOLE COUNTY HEALTH DEPARTMENT		79	19	19%	98
LANDMARK, THE		48	50	51%	98
VALLEY MEDICAL CENTER		91	7	7%	98
URINEGOODHANDS LLC		96	2	2%	98
KORGENE LAB	1	28	69	70%	98
PLAZA OF HALLANDALE BEACH		98			98
FLORIDA COMMUNITY HEALTH CENTERS INC			98	100%	98
HUNTSVILLE HOSPITAL LABORATORY		71	27	28%	98
CRESTVIEW URGENT CARE	1	20	77	79%	98
LPG PRIMARY CARE AT SURFSIDE		85	12	12%	97
PRIMECARE AT TWIN LAKES		2	95	98%	97
HEALTH CENTERS AT BRENTWOOD		96	1	1%	97
SMS DO PA		81	16	16%	97
RIDGEWOOD DIAGNOSTIC LABORATORY		92	5	5%	97
WINDSOR OAKS		96	1	1%	97
ARBOR TRAIL		77	20	21%	97
SUPERIOR RESIDENCES OF LECANTO		82	15	15%	97
MINNESOTA TWINS		92	5	5%	97
PM PEDIATRICS		84	13	13%	97
HURLBURT FIELD CLINIC		39	58	60%	97
QPS, LLC		93	3	3%	96
PEDIATRIC ASSOCIATES ORLANDO		82	14	15%	96
BAYSHORE MEMORY CARE		96			96
MARKET STREET VIERA		95	1	1%	96
WE SCREEN LLC		92	4	4%	96
LABFIRST - DEPARTMENT OF PATHOLOGY		92	4	4%	96
GOLFCREST HEALTHCARE CENTER		95			95
BARRY UNIVERSITY STUDENT HEALTH SERVICES		52	43	45%	95
STONY BROOK UNIVERSITY MEDICAL CENTER		81	14	15%	95
ADVENT HEALTH CENTRA CARE - EAST ORLANDO		65	30	32%	95
JOHN KNOX VILLAGE OF FLORIDA ALF	1	90	4	4%	95
SIGNATURE HEALTHCARE OF MIDDLEBURG		93	2	2%	95
ENCOMPASS HEALTH REHABILITATION HOSPITAL OF SARASOTA		94	1	1%	95
CROSS CITY REHABILITATION AND HEALTH CARE CENTER		72	23	24%	95
THE TERRACE OF KISSIMMEE		80	15	16%	95
A COUNTRY PLACE ASSISTED LIVING FACILITY		92	2	2%	94
BRIDGEVIEW CENTER LLC		81	13	14%	94
ADVENT HEALTH CENTRA CARE - WATERMAN		79	15	16%	94
CATHOLIC HEALTH SERVICES REGIONAL LAB		86	8	9%	94
ERIE COUNTY MEDICAL CTR CLINICAL LABS		90	4	4%	94
EAST ALABAMA MEDICAL CENTER LABORATORY		82	12	13%	94

COVID-19: testing by laboratory

Data through May 1, 2021 verified as of May 2, 2021 at 09:25 AM

Data in this report are provisional and subject to change.

The numbers in the table below represent the number of Florida and non-Florida residents for whom test results were received by the Department of Health. A person can be tested by more than one laboratory and can have both positive and negative results. **Therefore, the sum of the numbers in each column will be larger than the total number of people tested.**

Reporting lab	Inconclusive	Negative	Positive	Percent positive	Total
Conway Lakes Health and Rehabilitation Center		93	1	1%	94
DIAGNOSTIC SOLUTIONS		3	91	97%	94
NEW SMYRNA BEACH URGENT CARE			93	100%	93
DOCTOR TODAY TLC LLC		52	41	44%	93
ROSECASTLE AT DELANEY CREEK		92	1	1%	93
ALTAMONTE PEDIATRIC ASSOCIATES		31	62	67%	93
CATHOLIC HEALTH SYSTEM DEPT LABORATORY		89	4	4%	93
PRESERVE AT PALM AIRE	3	90			93
KINDRED AT HOME		84	9	10%	93
SHERMAN-ABRAMS LABORATORY INC		85	7	8%	92
Baldwin Pediatrix		81	11	12%	92
DAVITA LABORATORY		69	23	25%	92
SUWANNEE COUNTY SHERIFF OFFICE		89	3	3%	92
FLORIDA PEDIATRIC GROUP		31	61	66%	92
CALADIUM PEDIATRICS		79	13	14%	92
VANDERBILT UNIVERSITY MEDICAL CENTER		82	9	10%	91
DEBARY HEALTH AND REHABILITATION CENTER		88	3	3%	91
HERON CLUB AT PRESTANCIA		89	2	2%	91
SUN CLINICAL LABORATORIES		90	1	1%	91
COOPER FAMILY MEDICAL PLLC		71	20	22%	91
SONORAN DESERT PATHOLOGY ASSOCIATES		3	88	97%	91
UNIVERSITY COMMUNITY HOSPITAL		79	12	13%	91
BAHIA OAKS LODGE		85	6	7%	91
LAKELAND REGIONAL HEALTH GATEWAY CENTER		65	26	29%	91
MAGNOLIA DIAGNOSTIC		2	89	98%	91
CENTURY CENTER FOR REHABILITATION & HEALING		73	18	20%	91
LAKE GIBSON VILLAGE, LLC		88	3	3%	91
AVERO DIAGNOSTICS		67	24	26%	91
PROMEDICA SENIOR LIVING		86	5	5%	91
Lanier Rehab		64	26	29%	90
KEYS MEDICAL GROUP			90	100%	90
MEDRITE URGENT CARE		76	14	16%	90
PARK OF THE PALMS INC		89	1	1%	90
MANATEE COUNTY JAIL		89	1	1%	90
JESSIE TRICE COMMUNITY HEALTH SYSTEM, INC		73	17	19%	90
INSTITUTE OF PATHOLOGY KINGS COUNTY		87	3	3%	90
INFINITY BIOLOGIX LLC OAKDALE		85	5	6%	90
Winter Garden Rehab and Nursing Facility		79	11	12%	90
MD 365 MEDICAL CARE PLLC		90			90
ST VINCENT'S BIRMINGHAM		82	7	8%	89
STUART LODGE LIVING LLC		66	23	26%	89
NORTH FLORIDA SPINE AND WELLNESS		69	20	22%	89
MAIN STREET MEDICAL CENTER OF CRESTVIEW PA		65	24	27%	89
PERSONAL PEDIATRICS		78	11	12%	89
MIAMI SHORES NURSING & REHAB		89			89
FREEDOM INN AT TARPON SPRINGS		82	7	8%	89
ARLINGTON OF NAPLES INC, THE		89			89

COVID-19: testing by laboratory

Data through May 1, 2021 verified as of May 2, 2021 at 09:25 AM

Data in this report are provisional and subject to change.

The numbers in the table below represent the number of Florida and non-Florida residents for whom test results were received by the Department of Health. A person can be tested by more than one laboratory and can have both positive and negative results. **Therefore, the sum of the numbers in each column will be larger than the total number of people tested.**

Reporting lab	Inconclusive	Negative	Positive	Percent positive	Total
EVENTEST, LLC		87	2	2%	89
GOOD HEARTS COVID TESTING		46	43	48%	89
ATRIUM AT LIBERTY PARK□		85	4	4%	89
Winter Park Care and Rehab		88	1	1%	89
JENNIFER J CHIAVETTA-GRLSANTI DC		71	17	19%	88
BAYLOR GENETICS		75	13	15%	88
BISHOP GRADY VILLAS		86	2	2%	88
ACE BIOMEDICAL LABS LLC		74	14	16%	88
GOVERNOR’S CREEK HEALTH & REHABILITATION		87	1	1%	88
JERICO URGENT CARE		84	4	5%	88
CLYDE E LASSEN STATE VETERANS NURSING HOME		62	25	29%	87
CVS MINUTE CLINIC		3	84	97%	87
PLYMOUTH HOME FOR ADULTS, INC.	8	78	1	1%	87
BRANDON HEALTH AND REHABILITATION CENTER	1	85	1	1%	87
UNIVERSITY OF NEW MEXICO HOSPITAL		87			87
PACIFIC ANALYTICS			87	100%	87
BEACHES PEDIATRICS PA		82	5	6%	87
HUNTINGTON HOSPITAL LABORATORY		84	3	3%	87
EISENHOWER ARMY MEDICAL CENTER		80	7	8%	87
NAPHCARE INC		81	6	7%	87
NORTHWESTERN UNIVERSITY CORP		86	1	1%	87
Summit Medical Group, Pa Dba Citymd		80	7	8%	87
MIRIMUS CLINICAL LABS	2	37	47	55%	86
CHAMBREL AT ISLAND LAKE		82	4	5%	86
MISIR DRUGS LLC		70	16	19%	86
DISCOVERY VILLAGE AT THE FORUM		86			86
SUNCOAST TECHNICAL COLLEGE SCHOOL OF HEALTH		86			86
1ST PRIORITY LAB SERVICES		71	15	17%	86
WALGREENS #12673		82	4	5%	86
WORLD OF PEDIATRICS LLC		78	8	9%	86
BRILLIANCE ASSISTED LIVING		69	17	20%	86
PENSACOLA DEVELOPMENTAL CENTER		67	19	22%	86
MEDEXPRESS - BLOOMIN BRANDS		65	20	24%	85
WALGREENS 2941		81	4	5%	85
CVS NY4098030POCT NEW YORK		84	1	1%	85
W. FRANK WELLS NURSING HOME		84	1	1%	85
CAMPBELL URGENT CARE		15	70	82%	85
LEVY COUNTY DEPARTMENT OF HEALTH		61	24	28%	85
MEADOWCREST FAMILY PHYSICIANS PA	1	60	24	28%	85
LAKE HOWELL FAMILY MEDICINE ASSOCIATES		70	15	18%	85
ARBOR OAKS AT TYRONE	9	74	2	2%	85
PRMG - EAST NAPLES	1	73	11	13%	85
CONCENTRA - FT LAUDERDALE - COMMERCIAL BLVD		84	1	1%	85
AESTHETIC ENHANCEMENTS		84			84
AR ANESTHESIA LLC		82	2	2%	84
PEDIATRIC SERVICES OF AMERICA INC		79	5	6%	84
NITE LITE PEDIATRICS – JACKSONVILLE		76	8	10%	84

COVID-19: testing by laboratory

Data through May 1, 2021 verified as of May 2, 2021 at 09:25 AM

Data in this report are provisional and subject to change.

The numbers in the table below represent the number of Florida and non-Florida residents for whom test results were received by the Department of Health. A person can be tested by more than one laboratory and can have both positive and negative results. **Therefore, the sum of the numbers in each column will be larger than the total number of people tested.**

Reporting lab	Inconclusive	Negative	Positive	Percent positive	Total
LABCORP		21	63	75%	84
PINES OF SARASOTA GARDEN		84			84
LONG TERM CARE OF JAY, LLC		63	21	25%	84
ROYAL CARE OF AVON PARK		80	3	4%	83
DELCARE PA		66	17	20%	83
PANCARE HEALTH - FREEPORT CLINIC SUITE B		74	9	11%	83
MEDICAL PAVILION CLINIC		65	18	22%	83
ST VINCENTS PRIMARY CARE		75	8	10%	83
MID FLORIDA PRIMARY CARE PA		69	14	17%	83
LABCORP EMPLOYER SERVICES		82	1	1%	83
CANOPY ON BERRYHILL, THE		51	32	39%	83
Lexington Health and Rehabilitation Center		82			82
THE PAVILION FOR HEALTH CARE		72	10	12%	82
BROWARD HEALTH MEDICAL CENTER CLINICAL LAB			82	100%	82
SIMEDHEALTH LLC		69	13	16%	82
HOLMES COUNTY HEALTH DEPARTMENT	1	68	13	16%	82
DAVENPORT PEDIATRICS CLERMONT PA		73	8	10%	81
CENTRAL FLORIDA PEDIATRICS		38	43	53%	81
LAB		29	52	64%	81
SANTA BARBARA CARE CENTER		59	22	27%	81
WEST VOLUSIA FAMILY AND SPORTS MEDICINE		75	6	7%	81
LAB PLUS, LLC AT SAINT THOMAS WEST HOSPITAL		67	14	17%	81
ECOLAB GROUP		45	36	44%	81
EMERGENCY PHYSICIANS MEDICAL CENTER LLC		58	23	28%	81
BIO-TECH CLINICAL LABORATORIES		41	40	49%	81
BALMORAL TENANT SERVICES INC	1	43	36	45%	80
EDGEWATER AT WATERMAN VILLAGE		78	1	1%	79
BOND CLINIC PA		46	33	42%	79
VETERANS AFFAIRS MEDICAL CENTER - PALO ALTO		28	51	65%	79
BREVARD HEALTH ALLIANCE INC		76	3	4%	79
SIMED LABORATORY		63	16	20%	79
THE TRADITION OF THE PALM BEACHES		76	3	4%	79
CENTRAL BALDWIN IMMEDIATE CARE & FAMILY PRACTICE		61	18	23%	79
LAKE CITY VA MEDICAL CENTER			79	100%	79
GRAND ST PAUL CVS		77	2	3%	79
TAMPA BAY CONCIERGE DOCTOR, LLC		76	3	4%	79
MICHAEL AKPEKE MD		70	9	11%	79
CBS LABS OF TAMPA LLC		3	76	96%	79
NORTH SHORE UNIVERSITY HOSPITAL LABORATORY		72	7	9%	79
LAKE SHERIFF		59	19	24%	78
NEW MEXICO STATE PUBLIC HEALTH DIVISION		78			78
PRODUCTION HEALTH SAFETY MANAGEMENT		76	2	3%	78
DOH-WEST PALM BEACH BRANCH LABORATORY		3	75	96%	78
BAYCARE MEDICAL GROUP		71	7	9%	78
STUART REHABILITATION AND HEALTHCARE		62	16	21%	78
LAKE MORTON PLAZA□		75	3	4%	78
PALM RIVER COMMUNITY HEALTH CENTER		68	9	12%	77

COVID-19: testing by laboratory

Data through May 1, 2021 verified as of May 2, 2021 at 09:25 AM

Data in this report are provisional and subject to change.

The numbers in the table below represent the number of Florida and non-Florida residents for whom test results were received by the Department of Health. A person can be tested by more than one laboratory and can have both positive and negative results. **Therefore, the sum of the numbers in each column will be larger than the total number of people tested.**

Reporting lab	Inconclusive	Negative	Positive	Percent positive	Total
THE GOOD SHEPARDS OF DELAND-WEST		76	1	1%	77
NOMI HEALTH LAB SERVICES LLC		8	69	90%	77
GEORGE E WEEMS MEMORIAL HOSPITAL LAB		64	13	17%	77
BENTLEY CARE CENTER		77			77
HEALTH FIRST - PALM BAY HOSPITAL		2	75	97%	77
WALGREENS 9627		71	6	8%	77
ROCKLEDGE REGIONAL MEDICAL CENTER		36	41	53%	77
MULBERRY CARE CENTER		67	10	13%	77
STONY BROOK SOUTHAMPTON		75	2	3%	77
BOND CLINIC DR ELDEEB		38	39	51%	77
PANCARE HEALTH - MALONE CLINIC		70	7	9%	77
BENTLEY VILLAGE II		67	10	13%	77
ORANGE CITY NURSING AND REHAB		75	2	3%	77
PROMEDICA LABORATORIES		21	55	72%	76
JACOBI MEDICAL CENTER		71	5	7%	76
BARNETT PARK☐		2	74	97%	76
JOHN D ARCHBOLD MEMORIAL HOSPITAL		73	3	4%	76
CLINICAL PATHOLOGY ASSOCIATES-SONIC REFERENCE LAB		76			76
ASSOCIATED CLINICAL LABORATORIES		68	8	11%	76
WINDSOR REFLECTIONS		75	1	1%	76
DYNAMIC MEDICAL USA			76	100%	76
SUNCOAST OPTIMAL WELLNESS		23	53	70%	76
MOBILE PHYSICIAN SERVICES INC		68	8	11%	76
BioReference Laboratories, Inc		9	67	88%	76
S-H THIRTY-FIVE OPCO- PORT ST LUCIE, LLC	1	75			76
FLORIDA MEDICAL CLINIC - MULTI SPECIALTY CAMPUS		38	37	49%	75
ORTHOPAEDIC SURGERY CENTER		75			75
FLORIDA MEDICAL CLINIC PA		51	24	32%	75
ARTHREX MEDICAL CENTER		44	31	41%	75
OCOEE PEDIATRICS		67	8	11%	75
WATERCREST ST LUCIE WEST	1	69	5	7%	75
ADVENTHEALTH EXPRESSCARE		45	30	40%	75
ALL CARE URGENT CARE			75	100%	75
BROWARD HEALTH MEDICAL CENTER		3	72	96%	75
ELLKAY HEALTHCARE DATA PLUMBERS	52	19	4	5%	75
NORTH FLORIDA PEDIATRICS		57	17	23%	74
EC OPCO PENSACOLA, LLC		73	1	1%	74
HARMONY CLINIC		1	73	99%	74
GV NAPLES OPCO, LLC		73	1	1%	74
ADVENT HEALTH - CENTRAL PASCO ER		65	9	12%	74
BROOKDALE OVIEDO		72	2	3%	74
LUTHERAN HAVEN ASSISTED LIVING		74			74
OAK MANOR NURSING HOME		70	4	5%	74
REHAB AND HEALTHCARE CENTER OF CAPE CORAL		74			74
SOS MOBILE MEDICAL CARE LLC		62	12	16%	74
NOAH CLINICAL LABORATORY		63	11	15%	74
SCOTT LAKE HEALTH AND REHABILITATION CENTER		71	3	4%	74

COVID-19: testing by laboratory

Data through May 1, 2021 verified as of May 2, 2021 at 09:25 AM

Data in this report are provisional and subject to change.

The numbers in the table below represent the number of Florida and non-Florida residents for whom test results were received by the Department of Health. A person can be tested by more than one laboratory and can have both positive and negative results. **Therefore, the sum of the numbers in each column will be larger than the total number of people tested.**

Reporting lab	Inconclusive	Negative	Positive	Percent positive	Total
MED EXPRESS		6	67	92%	73
MD LABS		46	27	37%	73
AHMG SURGICAL SPECIALIST		73			73
TOWERS HOME CARE☐		69	4	5%	73
ATLAN		64	9	12%	73
TITUSVILLE FAMILY PRACTICE		17	56	77%	73
EVIVIA		70	3	4%	73
ROSECASTLE OF JACKSONVILLE LLC		72	1	1%	73
MINUTECLINIC DIAGNOSTIC OF NEW JERSEY		65	8	11%	73
DISCOVERY VILLAGE AT PALM BEACH GARDENS		71	2	3%	73
THOMAS INTERNAL MEDICINE		61	12	16%	73
CONSULATE HEALTH CARE - LAKE MARY		72	1	1%	73
HEARTLAND PEDIATRIC ASSOCIATES		61	11	15%	72
HAVEN OF OUR LADY OF PEACE		72			72
CRAIG BERGER MD PL D/B/A BAY AREA EYE INSTITUTE		72			72
MICHAEL A VENAZIO MD		68	4	6%	72
AMMON LABS		61	10	14%	71
MINUTECLINIC DIAGNOSTIC OF KANSAS, PA		62	9	13%	71
CL BRUMBACK PRIMARY CARE CLINICS		17	54	76%	71
LEE MEMORIAL HEALTH SYSTEM D/B/A LEE COMMUNITY		65	6	8%	71
ADVENT HEALTH - LAKE MARY		61	10	14%	71
NORTH FLORIDA PHARMACY		63	8	11%	71
Salerno Bay Health & Rehabilitation Center		61	10	14%	71
ADVANCED LAB		67	4	6%	71
STERLING HOUSE OF TALLAHASSEE	3	62	6	8%	71
URGENT CARE USA LLC		2	69	97%	71
ORLANDO CLINICAL RESEARCH CENTER		68	3	4%	71
INDIGO MANOR☐		22	49	69%	71
INN AT ASTON GARDENS AT PELICAN POINTE,THE		67	4	6%	71
KESHAV RX LLC		57	13	19%	70
ADVENTHEALTH MEDICAL GROUP MULTISPECIALTY			70	100%	70
LEE COMMUNITY HEALTHCARE - LEHIGH		60	10	14%	70
FAST PACE MEDICAL CLINIC, PLLC		59	11	16%	70
SUNCOAST COMMUNITY HEALTH CENTERS PEDIATRICS		21	49	70%	70
LPG PRIMARY CARE AT PINE ISLAND		57	13	19%	70
DEVELOPMENTAL DISABILITIES DEFENDANT PROGRAM		68	2	3%	70
USF HEALTH MORSANI CENTER		5	65	93%	70
PREMIUM HEALTH SERVICES OF TAMPA BAY LLC		40	30	43%	70
CP/AIG PENSACOLA DEVELOPMENT LLC		67	3	4%	70
SUMMIT AT VENICE	2	63	5	7%	70
ISLAND COAST PEDIATRICS		62	8	11%	70
SUMTER PEDIATRICS		65	5	7%	70
Highlands Regional Hospital		63	7	10%	70
PARKSIDE INN	3	64	2	3%	69
Stratford Court of Palm Harbor		59	10	14%	69
LINCOLN MEDICAL AND MENTAL HEALTH CENTER		66	3	4%	69
WILSON MEMORIAL REGIONAL MEDICAL CENTER		65	4	6%	69

COVID-19: testing by laboratory

Data through May 1, 2021 verified as of May 2, 2021 at 09:25 AM

Data in this report are provisional and subject to change.

The numbers in the table below represent the number of Florida and non-Florida residents for whom test results were received by the Department of Health. A person can be tested by more than one laboratory and can have both positive and negative results. **Therefore, the sum of the numbers in each column will be larger than the total number of people tested.**

Reporting lab	Inconclusive	Negative	Positive	Percent positive	Total
PLANTATION GENERAL HOSPITAL CLINICAL LAB		26	43	62%	69
HERITAGE HEALTHCARE AND REHABILITATION CENTER		69			69
NORTH FLORIDA PEDIATRICS - JACKSONVILLE		63	6	9%	69
SAN JOSE SENIOR CARE LLC	1	43	25	36%	69
MEMORIAL MANOR		69			69
CLEARWATER PAIN MANAGEMENT ASSOCIATES		66	2	3%	68
CAMP BOGGY CREEK		67	1	1%	68
AEL- MEMPHIS		17	51	75%	68
GENPATH			68	100%	68
BIG BOCA SMILES LLC		66	2	3%	68
SAFARI PEDIATRICS PA		66	2	3%	68
ERIC C MRSHAL, MD, PC #1842		64	3	4%	67
Grand Villa of Clearwater		61	6	9%	67
INTERNAL MEDICINE ASSOCIATES PA		62	5	7%	67
EAST HILL PHARMACY		48	19	28%	67
ST JOSEPHS CHILDRENS OUTREACH		1	66	99%	67
MEASE MANOR INC		63	4	6%	67
SAMFORD UNIVERSITY HEALTH SERVICES		66	1	1%	67
FLORIDA HEALTH CARE		8	59	88%	67
SOMERBY OF SANTA ROSA BEACH		58	9	13%	67
PANCARE HEALTH - JACKSON COUNTY		56	11	16%	67
BOND AND STEELE CLINIC, PA		53	14	21%	67
VETERANS AFFAIRS MEDICAL CENTER - GULF COAST		27	39	59%	66
CITY OF OCALA EMPLOYEE HEALTH AND WELLNESS CENTER		59	7	11%	66
NEMOURS CHILDRENS PRIMARY CARE OVIEDO		51	15	23%	66
AMERICAN FAMILY MEDICAL		53	13	20%	66
MEDEX MEDICAL EXPRESS OF PALATKA			66	100%	66
OKEECHOBEE URGENT CARE		17	49	74%	66
FAMILY HEALTH CENTER		46	20	30%	66
ADVENT HEALTH CENTRA CARE - WINTER GARDEN		20	46	70%	66
PALM BAY URGENT CARE		28	38	58%	66
ADVENT HEALTH - PALM COAST		2	64	97%	66
LAKE CO EMPLOYEE HEALTH AND WELLNESS CENTER		57	8	12%	65
BROOKDALE CENTRE POINTE	1	64			65
APC PEDIATRICS AT RYE ROAD MEDICAL PARK		63	2	3%	65
HORIZON ALF		64	1	2%	65
EAST CENTRAL FLORIDA OUTPATIENT IMAGING		44	21	32%	65
OUT OF STATE		40	25	38%	65
HERNANDO COUNTY FIRE RESCUE DISTRICT		31	34	52%	65
NORTH FLORIDA MEDICAL CENTER		59	6	9%	65
ORLANDO COVID TEST , LLC		57	8	12%	65
CORAL GABLES HOSPITAL			65	100%	65
SUMMER VISTA ASSISTED LIVING		38	27	42%	65
TROY REGIONAL MEDICAL CENTER		54	11	17%	65
DOT DOC SARASOTA		59	6	9%	65
MINUTECLINIC DIAGNOSTIC OF HAWAII LLC		58	7	11%	65
NXGEN MDX		20	45	69%	65

COVID-19: testing by laboratory

Data through May 1, 2021 verified as of May 2, 2021 at 09:25 AM

Data in this report are provisional and subject to change.

The numbers in the table below represent the number of Florida and non-Florida residents for whom test results were received by the Department of Health. A person can be tested by more than one laboratory and can have both positive and negative results. **Therefore, the sum of the numbers in each column will be larger than the total number of people tested.**

Reporting lab	Inconclusive	Negative	Positive	Percent positive	Total
GOLDEN POND COMMUNITIES		65			65
Rehabilitation Center of the Palm Beaches		65			65
ERDOX		60	5	8%	65
WADSWORTH HEALTH CENTER		62	3	5%	65
ST FRANCIS HOSPITAL		57	8	12%	65
VIERA HEALTH AND REHABILITATION CENTER		62	2	3%	64
FLORIDA HEALTH CARE DELAND			64	100%	64
TRINITY AL SENIOR HOUSING LLC		45	19	30%	64
Bon Secours Maria Manor		58	6	9%	64
SILVER LAKE PEDIATRICS PA		57	7	11%	64
LPG CONVENIENT CARE AT PINE ISLAND ROAD		58	6	9%	64
NICEVILLE URGENT CARE		17	47	73%	64
JOSEPH L MORSE GERIATRIC CENTER	2	59	3	5%	64
GREENLEAF ALF		63	1	2%	64
BRADFORD COUNTY HEALTH DEPARTMENT		63	1	2%	64
Palms at Ponte Vedra Assisted Living and Memory Care		60	3	5%	63
BIG BEND CARES, INC		55	8	13%	63
MINUTECLINIC DIAGNOSTIC OF SOUTH CAROL		58	5	8%	63
DAVID POSNACK JEWISH DAY SCHOOL		63			63
CINNAMON COVE ALF		62	1	2%	63
BEEHIVE HOMES OF GULF BREEZE		47	16	25%	63
BURRY'S PHARMACY INC		38	25	40%	63
BIOREFERENCE LABORATORIES INC		11	52	83%	63
MEDLOGIC LABORATORIES		3	60	95%	63
MEDI CLINIC SARASOTA INC		62	1	2%	63
LAKELAND REGIONAL HEALTH		38	24	39%	62
ST CLOUD PHYSICIAN MANAGEMENT LLC DBA ST CLOUD		28	34	55%	62
OVERLOOK HOSPITAL LABORATORY		57	5	8%	62
DEPT OF VA MED CENTE-WEST PALM BEACH			62	100%	62
TRINITY URGENT CARE		48	14	23%	62
MENTAL HEALTH CARE INC		53	9	15%	62
EMERALD COAST HOSPICE		61	1	2%	62
EVAN R SHAPIRO MD PA		62			62
TBI RESIDENTIAL SERVICES, INC.		51	11	18%	62
CARE CENTERS OF NASSAU LLC MINER ROAD SOUTH		62			62
SUNSHINE PEDIATRICS		60	1	2%	61
CORNERSTONE PEDIATRICS		49	12	20%	61
RITECARE MED CTR H			61	100%	61
MICHIGAN DEPARTMENT OF HEALTH AND HUMAN SERVICES	1		60	98%	61
WASHINGTON REHABILITATION AND NURSING CENTER		51	10	16%	61
MINUTECLINIC, LLC		54	7	11%	61
CALHOUN COUNTY HEALTH DEPT		32	29	48%	61
CDR MAGUIRE INC	1	7	53	87%	61
ADVENT HEALTH - MOUNT DORA		10	51	84%	61
INTERNAL MEDICINE SPECIALIST		55	6	10%	61
TGH URGENT CARE POWERED BY FAST TRACK			61	100%	61
Arbor Springs Health and Rehab		61			61

COVID-19: testing by laboratory

Data through May 1, 2021 verified as of May 2, 2021 at 09:25 AM

Data in this report are provisional and subject to change.

The numbers in the table below represent the number of Florida and non-Florida residents for whom test results were received by the Department of Health. A person can be tested by more than one laboratory and can have both positive and negative results. **Therefore, the sum of the numbers in each column will be larger than the total number of people tested.**

Reporting lab	Inconclusive	Negative	Positive	Percent positive	Total
SIDDH INC DBA SAN CARLOS PHARMACY		57	4	7%	61
GRAND VILLA OF ALTAMONTE SPRINGS		53	7	12%	60
ADVENTHEALTH MEDICAL GROUP FAMILY MEDICINE		55	5	8%	60
GRAND AVENUE RX			60	100%	60
PREMISE HEALTH MIA		22	38	63%	60
THE PRESERVE AT CLEARWATER		58	2	3%	60
PATIENTS CHOICE LAB OF IND, LLC		52	8	13%	60
WAVE CREST HEALTH AND REHABILITATION CENTER		57	3	5%	60
INTERNAL LAB		50	10	17%	60
TWIN CREEKS ASSISTED LIVING & MEMORY CARE		57	3	5%	60
81ST MEDICAL GROUP		28	32	53%	60
MAUREEN OROURKE-FUTEY			60	100%	60
CHILDREN'S HOSPITAL OF ALABAMA		59	1	2%	60
MARQUIS LABS, LLC		58	2	3%	60
MILLENIUUM PHYSICIANS GROUP		1	58	98%	59
GRAND VILLA OF DEL RAY WEST		55	4	7%	59
S-H THIRTY FIVE OPCO - ORANGE CITY, LLC		49	10	17%	59
BIOTECH		52	7	12%	59
TUKA PEDIATRICS		7	52	88%	59
BOCA BIOLISTICS LLC		46	13	22%	59
FERN PARK DEVELOPMENTAL CENTER		5	54	92%	59
SOUTHSIDE HOSPITAL NORTHWELL HEALTH LABORATORY		50	9	15%	59
TANVIR H SHAGAR NP		52	7	12%	59
KEY WEST MEDICAL CENTER	1	51	7	12%	59
PIERCE INSTRUMENTS INC		57	2	3%	59
CARDIOLOGY AND MEDICINE ASSOCIATES		43	16	27%	59
UHEALTH AT FISHER ISLAND			59	100%	59
SONATA BOCA RATON		54	5	8%	59
VALENCIA HOUSE ALF		57	2	3%	59
Heritage Park Care and Rehabilitation		59			59
LPG PULMONOLOGY-COCONUT POINT		50	9	15%	59
STEINHATCHEE FAMILY MEDICAL CENTER	1	50	8	14%	59
LAKE INTERNAL MEDICINE ASSOCIATES PA		51	7	12%	58
BAYOU GARDENS DUNEDIN LLC		58			58
LINCOLN DIAGNOSTIC LAB		56	2	3%	58
PERSONAL PEDIATRICS PA		54	4	7%	58
PALM BAY PEDIATRICS		38	20	34%	58
LONG ISLAND JEWISH MED CTR		52	6	10%	58
HEALTHPARK MEDICAL CTR NURSING SVC		58			58
ALEXANDER NININGER STATE VETERANS		58			58
COOPER FAMILY MEDICAL, PLLC		48	10	17%	58
KINDRED HOSPITAL CENTRAL TAMPA BLOOD GAS	1	52	5	9%	58
CAREATC INC BRANDON	14	40	4	7%	58
BUECHELE DENTAL PA DBA CLERMONT FAMILY DENTISTRY		48	10	17%	58
Margate Health and Rehabilitation Center		56	2	3%	58
SARATOGA HOSPITAL LABORATORY		52	6	10%	58
FINLAY CLINICAL LABORATORY		20	37	65%	57

COVID-19: testing by laboratory

Data through May 1, 2021 verified as of May 2, 2021 at 09:25 AM

Data in this report are provisional and subject to change.

The numbers in the table below represent the number of Florida and non-Florida residents for whom test results were received by the Department of Health. A person can be tested by more than one laboratory and can have both positive and negative results. **Therefore, the sum of the numbers in each column will be larger than the total number of people tested.**

Reporting lab	Inconclusive	Negative	Positive	Percent positive	Total
ALL AMERICAN URGENT CARE			57	100%	57
THE CANOPY AT BERRYHILL		57			57
GENESIS DERMATOLOGY		53	4	7%	57
VIP WALK IN CLINIC		34	23	40%	57
ASCENSION SACRED HEART BAY LABORATORY		54	3	5%	57
CITYMD OF MANAHAWKIN		55	2	4%	57
TRADITIONAL HOME HEALTH OF PALM BEACH INC		55	2	4%	57
MALCOM RANDALL DEPT OF VAMC			57	100%	57
KAPG FLEMING ISLAND SENIOR HOUSING OPCO LLC	1	56			57
ALZHEIMERS CARE CENTER OF VIERA LTD		37	20	35%	57
EAGLES WATCH CLUSTER		47	9	16%	56
VPA PC LAB		48	8	14%	56
CENTRA CARE - LAKE NONA		6	50	89%	56
HOLY NAME HOSPITAL LABORATORY		54	2	4%	56
BLUE SPRINGS SURGERY CENTER		56			56
SPRING MANOR ASSISTED LIVING		56			56
TIFFANY HALL NURSING AND REHAB		44	12	21%	56
PATHOLOGY CONSULTANTS OF NEW MEXICO		56			56
ATRIA PARK OF LAKE FOREST (WG HERITAGE LF LLC)		54	2	4%	56
OPTUMCARE SOUTH FLORIDA, LLC		47	9	16%	56
HIALEAH HOSPITAL RESPIRATORY DEPT			56	100%	56
WALGREENS #05625		51	5	9%	56
GROWING TOGETHER PEDIATRICS, LLC		50	6	11%	56
PREMIER MEDICAL ASSOCIATES ALL FLORIDA LLC		54	1	2%	55
NITE LITE PEDIATRICS - PORT ST. LUCIE		46	9	16%	55
LIGHTHOUSE PEDIATRICS OF NAPLES		49	6	11%	55
LONG ISLAND UNIVERSITY - POST CAMPUS		50	5	9%	55
PENNSYLVANIA DEPARTMENT OF HEALTH BUREAU OF LABORATORIES			55	100%	55
WEST ISLIP URGENT CARE		50	5	9%	55
SONATA HUNTERS CREEK		47	8	15%	55
AIR, LAND & SEA PHYSICALS & CONSULTATIONS, LLC		54	1	2%	55
SUNSHINE PEDIATRICS OF CENTRAL FLORIDA PL		52	3	5%	55
KENDALL REGIONAL MEDICAL CENTER LAB	3		52	95%	55
CAPE REGIONAL MEDICAL CENTER		52	3	5%	55
NEW YORK PRESBYTERIAN - QUEENS DIAGNOSTIC		51	4	7%	55
Jupiter Medical Center Pavilion		54	1	2%	55
ENCOMPASS HEALTH REHABILITATION OF ALTAMONTE		50	5	9%	55
GENTIVA HEALTH SERVICES CERTIFIED INC		52	3	5%	55
CERTUS MTD OPCP LLC		52	2	4%	54
MIAMI CLINICAL RESEARCH CORP		12	42	78%	54
APOLLOMDX LABS		32	22	41%	54
ADVENT HEALTH EXPRESS CARE		6	48	89%	54
JUNIPER VILLAGE AT NAPLES		53	1	2%	54
UNITED LABORATORY SERVICES CORPORATION		38	16	30%	54
SARASOTA CO. HEALTH DEPT # 58		40	14	26%	54
FUTURE PEDIATRICS		51	3	6%	54
ST. CLOUD MEDICAL GROUP		54			54

COVID-19: testing by laboratory

Data through May 1, 2021 verified as of May 2, 2021 at 09:25 AM

Data in this report are provisional and subject to change.

The numbers in the table below represent the number of Florida and non-Florida residents for whom test results were received by the Department of Health. A person can be tested by more than one laboratory and can have both positive and negative results. **Therefore, the sum of the numbers in each column will be larger than the total number of people tested.**

Reporting lab	Inconclusive	Negative	Positive	Percent positive	Total
FAMILY EXTENDED CARE OF PUNTA GORDA		54			54
DHMD		54			54
CLERMONT HEALTH AND REHAB		40	14	26%	54
TGH URGENT CARE - RIVERVIEW			54	100%	54
CAMBRIDGE SECURITY SERVICES		51	3	6%	54
SOMERSET			53	100%	53
MINUTECLINIC DIAGNOSTIC MEDICAL GROUP		49	4	8%	53
ORCHID COVE AT DAYTONA		45	8	15%	53
UNIVERSITY OF WEST FLORIDA, THE		52	1	2%	53
ADVANCE URGENT CARE CENTER, LLC		11	42	79%	53
THE MEDICAL GROUP OF SOUTH FLORIDA INC		47	6	11%	53
JFK MEDICAL CENTER NORTH LAB		1	52	98%	53
LITTLE NECK URGENT CARE		51	2	4%	53
BITTINGS APOTHECARY INC		47	6	11%	53
CARE 4 U MANAGEMENT, INC			53	100%	53
ROCHESTER GENERAL HOSPITAL LABORATORY		49	4	8%	53
ALLIANCE COMMUNITY FOR RETIREMENT LIVING		53			53
BARNES HEALTHCARE OF FLORIDA LLC		49	4	8%	53
Osprey Point Nursing Center		51	2	4%	53
MISSION OAKS ASSISTED LIVING		51	2	4%	53
QUOTIENT SCIENCES LABS LLC			53	100%	53
ST ANTHONYS PRIMARY CARE LLC/JACKSON STREET			53	100%	53
HOME CARE PHARMACY		53			53
MINUTECLINIC DIAGNOSTIC OF NORTH CAROLINA		50	2	4%	52
Citymd Of Toms River		45	7	13%	52
WALGREEN		38	14	27%	52
ADVENT HEALTH		49	3	6%	52
LEE PHYSICIAN GROUP COLLEGE POINT		51	1	2%	52
CONCENTRA URGENT CARE		48	4	8%	52
LMH SKILLED NURSING UNIT		52			52
PROFESSIONAL PEDIATRICS		50	2	4%	52
BASSETTI MEDICAL RESEARCH INC		35	17	33%	52
PHILLIPPE RIDGE		40	12	23%	52
SNH BRFL TENANT LLC	2	50			52
ADVENT HEALTH - LAKE WALES		40	12	23%	52
EMPLOYEE WELLNESS PA		34	17	33%	51
SEWALLS POINT PHARMACY INC		43	8	16%	51
QHC UPSTATE MEDICAL PC		42	9	18%	51
LAKE BUTLER HOSPITAL		47	4	8%	51
PATRICK MANOR INCORPORATED		51			51
IMA MEDICAL CENTER		34	17	33%	51
SOUTHEAST ALABAMA MEDICAL CENTER			51	100%	51
LPG PEDIATRICS AT PAGE FIELD		50	1	2%	51
REOPEN DIAGNOSTICS			51	100%	51
FELICIDAD MEDICAL CENTER		5	46	90%	51
WELLMED AT NEW TAMPA		39	12	24%	51
INN AT THE FOUNTAINS, THE		34	17	33%	51

COVID-19: testing by laboratory

Data through May 1, 2021 verified as of May 2, 2021 at 09:25 AM

Data in this report are provisional and subject to change.

The numbers in the table below represent the number of Florida and non-Florida residents for whom test results were received by the Department of Health. A person can be tested by more than one laboratory and can have both positive and negative results. **Therefore, the sum of the numbers in each column will be larger than the total number of people tested.**

Reporting lab	Inconclusive	Negative	Positive	Percent positive	Total
SOUTH FLORIDA BAPTIST HOSPITAL			51	100%	51
NORTH CAROLINA DEPARTMENT OF HEALTH & HUMAN SERVICES	1		50	98%	51
AMELIA ASSISTED LIVING FACILITY		51			51
MARIANNA HEALTH AND REHABILITATION CENTER		50	1	2%	51
WALGREENS #10373		49	2	4%	51
NIGHT LITE PEDIATRICS CENTER LLC		10	41	80%	51
GULFVIEW MEDICAL INSTITUTE		51			51
SOUTH CAROLINA DEPT OF HEALTH AND ENVIRONMENT CONTROL		11	40	78%	51
AVANTE ST CLOUD		48	3	6%	51
ARCPPOINT LABS OF WEST PALM BEACH		9	41	82%	50
HEALTH FIRST - CAPE CANAVERAL HOSPITAL		1	49	98%	50
PORT ST. LUCIE - ZAXBY'S		50			50
RAINBOW PEDIATRICS PC LLC / BREAKFAST POINT		39	11	22%	50
LEE MEMORIAL HEALTH SYSTEM		45	5	10%	50
COURTYARD GARDENS OF BOYNTON BEACH, LLC		47	3	6%	50
GRAMERCY PARK URGENT CARE		48	2	4%	50
PRACTICE MANAGEMENT OF AMERICA, INC.		7	43	86%	50
IMMEDIATE CARE PA		46	4	8%	50
BAY STREET PHARMACY☐		45	5	10%	50
HILA BECKERMAN MD LLC	1	45	4	8%	50
CARE ATC - ANDES			50	100%	50
BETHUNE-COOKMAN UNIVERSITY		32	18	36%	50
BENTON HOUSE OF PORT ORANGE		44	6	12%	50
HIGHLANDS COUNTY FIRE RESCUE		50			50
POPLAR HEALTHCARE PLLC	1	11	38	76%	50
SUNSHINE ASSISTED LIVING		50			50
MILLENIA ADVANCED SCIENTIFIC LLC			50	100%	50
MADISON COUNTY MEMORIAL HOSPITAL LABORATORY		15	34	69%	49
THE PALMS PHARMACY, INC		46	3	6%	49
PANCARE HEALTH - BAY COUNTY - YOUNGSTOWN		44	5	10%	49
RESIDENTIAL PLAZA AT BLUE LAGOON INC		45	4	8%	49
ALWAYS BEST CARE SENIOR SERVICES		44	5	10%	49
Guardian Care Nursing and Rehabilitation Center		49			49
SOLARIS SENIOR LIVING NORTH NAPLES		48	1	2%	49
ADVENTHEALTH MEDICAL GROUP FAMILY & INTERNAL		23	26	53%	49
CDR MAGUIRE - MIAMI BEACH CC MISSION 17388		2	47	96%	49
USF		1	48	98%	49
DOH		23	26	53%	49
S-H THIRTY FIVE OPCO - LUTZ, LLC		48	1	2%	49
PREMIER COMMUNITY HEALTHCARE GROUP INC		46	3	6%	49
PINES NURSING HOME		47	2	4%	49
FHMG_CTR FOR SENIOR HEALTH		44	5	10%	49
SOFT CELL LABORATORIES		45	4	8%	49
EXPRESS CARE OF TAMPA BAY LLC		13	36	73%	49
ROADS PEDIATRICS,LLC		46	3	6%	49
ADVENTIST HEALTH SYSTEM FLORIDA		34	15	31%	49
NORTHBROOK CENTER FOR☐		47	2	4%	49

COVID-19: testing by laboratory

Data through May 1, 2021 verified as of May 2, 2021 at 09:25 AM

Data in this report are provisional and subject to change.

The numbers in the table below represent the number of Florida and non-Florida residents for whom test results were received by the Department of Health. A person can be tested by more than one laboratory and can have both positive and negative results. **Therefore, the sum of the numbers in each column will be larger than the total number of people tested.**

Reporting lab	Inconclusive	Negative	Positive	Percent positive	Total
ALLEGRO		47	2	4%	49
PREMIER MEDICAL ASSOCIATES		46	2	4%	48
Casa Mora Rehabilitation & Extended Care		46	2	4%	48
CAREMED INTERNAL MEDICINE		30	18	38%	48
SEWANEE MOLECULAR DIAGNOSTICS LABORATO		48			48
MORTON PLANT			48	100%	48
SOMA MEDICAL CENTER PA #3		10	38	79%	48
INTERCOASTAL MEDICAL GROUP		2	46	96%	48
CITY OF CAPE CORAL		37	11	23%	48
LYSTER ACH FT RUCKER AL		45	3	6%	48
URGENT CARE & WELLNESS CENTER		15	33	69%	48
BAY CENTER HURRICANE SHELTER		48			48
WELLSTAR KENNESTONE HOSPITAL		43	5	10%	48
BAPTIST URGENT CARE		44	4	8%	48
NAPLES PEDIATRICS INC□		43	5	10%	48
THE TERRACE OF JACKSONVILLE		3	45	94%	48
COURTYARD GARDENS OF JUPITER		48			48
MEASE CONTINUING CARE		46	2	4%	48
GRAND OAKS OF PALM CITY LLC□	1	41	6	13%	48
ORLANDO HEALTH PRIMARY CARE PEDIATRICS		44	4	8%	48
GILBERT MEDICAL GROUP		42	6	13%	48
ISLAND URGENT CARE PLLC		44	4	8%	48
HERNANDO ENDOSCOPY AND SURGERY CENTER		37	11	23%	48
MOBILE DOC FL, LLC		29	18	38%	47
ROYAL PALM SENIOR RESIDENCE		47			47
WINTER GARDEN REHAB AND NURSING CENTER		43	4	9%	47
NORTHSIDE HOSPITAL EMERGENCY DEPT		43	4	9%	47
ST JUDE LABORATORIES		42	5	11%	47
GREENSBORO PATHOLOGY LLC		36	11	23%	47
POINTE AT NEW PORT PLACE,THE		47			47
COMPLETE HOME CARE OF THE PALM BEACHES LLC		43	4	9%	47
SMH PHYSICIAN SERVICES INC		46	1	2%	47
NAVARRE GARDENS		41	6	13%	47
ENCOMPASS HEALTH REHABILITATION HOSPITAL OF PANAMA CITY		42	5	11%	47
INTERLAB		1	46	98%	47
ALLIANCE OF PHYSICIANS AGAINST COVID-19		1	46	98%	47
FAMILY EXTENDED CARE OF WINTER HAVEN		45	2	4%	47
EMORY CLINIC, THE		43	3	7%	46
ADVENT HEALTH MEDICAL GROUP OB GYN AT		40	6	13%	46
EAST MANATEE FAMILY	1	1	44	96%	46
KAPG ST AUGUSTINE SENIOR HOUSING OPCO LLC		37	9	20%	46
CVS MINUTE CLINIC DIAGNOSTIC OF NORTH CAROL		40	6	13%	46
WINDSOR WOODS REHAB & HEALTHCARE CTR		42	4	9%	46
HARTFORD HEALTH SERVICES LLC		46			46
WG EVERGREEN WOODS SH LLC		46			46
SAN CARLOS PHARMACY		39	7	15%	46
WALGREENS 3145		43	3	7%	46

COVID-19: testing by laboratory

Data through May 1, 2021 verified as of May 2, 2021 at 09:25 AM

Data in this report are provisional and subject to change.

The numbers in the table below represent the number of Florida and non-Florida residents for whom test results were received by the Department of Health. A person can be tested by more than one laboratory and can have both positive and negative results. **Therefore, the sum of the numbers in each column will be larger than the total number of people tested.**

Reporting lab	Inconclusive	Negative	Positive	Percent positive	Total
THORNBURG PEDIATRICS		42	4	9%	46
MINUTECLINIC DIAGNOSTIC OF LOUISIANA		43	3	7%	46
H LEE MOFFITT CANCER CENTER MICRO		46			46
MULBERRY'S MOBILE PROVIDER SERVICES LLC□		29	17	37%	46
MID-FLORIDA PATHOLOGY, LLC		35	11	24%	46
LUTHERAN HAVEN EXTENDED CONGREGATE CAR		46			46
TRICORE REF LABS - UNIV OF NM		46			46
TGH URGENT CARE – WESLEY CHAPEL			46	100%	46
COLLIER BLVD HMA PHYSICIAN MANAGEMENT LLC		46			46
NORTH FLORIDA / SOUTH GEORGIA VETERANS HEALTH SYSTEM		1	45	98%	46
PREMIER PLACE HEALTHCARE AT THE GLENVIEW		46			46
UNIVERSITY BEHAVIORAL CENTER		46			46
VOLUSIA COUNTY BRANCH JAIL		1	44	98%	45
AVALON PARK RETIREMENT RESIDENCE		43	2	4%	45
BD MEDICAL SYSTEMS		43	2	4%	45
SOUTHPORT SQUARE HARBOUR HEALTH		45			45
BRP SH OPCO LLC		45			45
WALGREENS_PEMBROKE PINES		38	7	16%	45
COLLIER URGENT CARE CENTERS		44	1	2%	45
AU MEDICAL CENTER, INC	1	39	5	11%	45
PLAINVIEW URGENT CARE		42	3	7%	45
BENTON HOUSE OF ST. JOHNS		43	2	4%	45
LARA HEALTH AND WELLNESS CENTER LLC		45			45
NEXT MOLECULAR ANALYTICS		14	31	69%	45
TRIPLE O MEDICAL SERVICES INC		41	4	9%	45
STUART URGENT CARE			45	100%	45
REDI-MED WALK-IN FAMILY CARE			45	100%	45
LAKE COUNTY SCHOOLS EMPLOYEE HEALTH CENTER		32	13	29%	45
ADULT MEDICINE OF LAKE COUNTY INC			45	100%	45
NEOGENOMICS LABORATORIES INC		45			45
MEDCOR CORPORATE CLINIC		44	1	2%	45
IMA MEDICAL GROUP POINCIANA		18	27	60%	45
UNION MEDICAL CARE PLLC		44	1	2%	45
LOURDES HOSPITAL INC		42	2	5%	44
BENTON HOUSE OF CLERMONT		44			44
Gulf Shore Care Center		39	5	11%	44
THE MERIDIAN AT BOCA RATON	1	43			44
CAREHERE LAKE SCHOOLS EMPLOYEE HEALTH CENTER		30	14	32%	44
GRAND VILLA OF NEW PORT RICHEY		37	7	16%	44
TNC WALK IN CLINIC		32	12	27%	44
PEDIATRICS OF CENTRAL FLORIDA – SAINT CLOUD	2	40	2	5%	44
WEISS PEDIATRIC CARE LLC		30	14	32%	44
FLORIDA HOSPITAL		28	16	36%	44
ASHTON PLACE	3	37	4	9%	44
RADIOLOGY ASSOCIATES OF VENICE AND ENGLEWOOD		42	2	5%	44
INNOVATIVE GX LABORATORIES		37	7	16%	44
NEWPATH DIAGNOSTICS		36	8	18%	44

COVID-19: testing by laboratory

Data through May 1, 2021 verified as of May 2, 2021 at 09:25 AM

Data in this report are provisional and subject to change.

The numbers in the table below represent the number of Florida and non-Florida residents for whom test results were received by the Department of Health. A person can be tested by more than one laboratory and can have both positive and negative results. **Therefore, the sum of the numbers in each column will be larger than the total number of people tested.**

Reporting lab	Inconclusive	Negative	Positive	Percent positive	Total
GRAND VILLA OF ENGLEWOOD		39	5	11%	44
PRINCETON VILLAGE□		40	4	9%	44
COMMUNITY MEDICAL CARE CENTER INC			43	100%	43
PINELLAS INTERNAL MEDICINE ASSOCIATES	1	39	3	7%	43
FLORIDA MEDICAL CLINIC IM MLK		29	14	33%	43
BRONX LEBANON HOSPITAL-MEDICAL CENTER		39	4	9%	43
FIRST CHOICE URGENT CARE		12	31	72%	43
LAKE MARY KIDS CENTRA CARE		33	10	23%	43
EC OPCO TIMBERLIN PARC LLC		43			43
WOLFF CTR FOR CHILD & ADOLESCENT HEALTH PLLC,THE		26	17	40%	43
MINUTE CLINIC DIAGNOSTIC OF VIRGINIA, LLC		41	2	5%	43
FLAGLER HOSPITAL INC	2		41	95%	43
University Hills health and Rehabilitation		33	10	23%	43
UNION MEDICAL CARE		43			43
WALK IN MEDICAL URGENT CARE		43			43
BIOFIRE		11	32	74%	43
EP MEDICAL EQUIPMENT PHARMACY		37	6	14%	43
ADVENTHEALTH MEDICAL GROUP PULMONOLOGY		37	6	14%	43
MAKO MEDICAL		21	22	51%	43
BRANCH MEDICAL CLINIC			43	100%	43
ST LUCIE COUNTY JAIL		28	15	35%	43
DUVAL PHARMACY		32	11	26%	43
FLORIDA HOSPITAL PHYSICIAN GROUP		26	17	40%	43
UNIVERSITY HOSPITAL		36	7	16%	43
WHITE-WILSON MEDICAL CENTER		31	11	26%	42
EASTERN SHORE URGENT CARE		31	11	26%	42
LONGLEAF DIAGNOSTIC LABORATORIES		13	29	69%	42
RIVERHEAD URGENT CARE		41	1	2%	42
ENCOMPASS HEALTH REHABILITATION HOSPITAL OF OCALA		41	1	2%	42
NORTHWELL HEALTH PLAINVIEW HOSPITAL LABORATORY		33	9	21%	42
D W MCMILLAN MEMORIAL HOSPITAL		31	11	26%	42
GRAND VILLA OF PINELLAS PARK		40	2	5%	42
KIVA AT CANTERBURY		25	17	40%	42
BAYCARE MEDICAL GROUP INC		3	39	93%	42
PACIFICA SENIOR LIVING OCALA		37	5	12%	42
ATRIA WILLOW WOOD		40	2	5%	42
CARE CENTERS OF NASSAU LLC MINER ROAD NORTH		42			42
CLINICAL LABORATORY		42			42
STAT ONE URGENT CARE CENTER		2	40	95%	42
MAIMONIDES-SHALOM ACADEMY, INC		41	1	2%	42
STETSON UNIVERSITY STUDENT HEALTH CENTER		3	39	93%	42
Atlantic Shore Nursing and Rehab		42			42
GRAND VILLA OF LARGO		37	5	12%	42
CRESTVIEW IMMEDIATE CARE LL		17	24	59%	41
ENCOMPASS HEALTH REHABILITATION HOSPITAL OF MIAMI		40	1	2%	41
GRAND VILLA OF ST. PETERSBURG		39	2	5%	41
DCH REGIONAL MEDICAL CENTER LABORATORY		39	2	5%	41

COVID-19: testing by laboratory

Data through May 1, 2021 verified as of May 2, 2021 at 09:25 AM

Data in this report are provisional and subject to change.

The numbers in the table below represent the number of Florida and non-Florida residents for whom test results were received by the Department of Health. A person can be tested by more than one laboratory and can have both positive and negative results. **Therefore, the sum of the numbers in each column will be larger than the total number of people tested.**

Reporting lab	Inconclusive	Negative	Positive	Percent positive	Total
A AND R RESEARCH GROUP LLC		36	5	12%	41
BOND CLINIC, PA		11	30	73%	41
SOUTHCOR LABORATORY		7	34	83%	41
ORLANDO ORTHOPAEDIC OUTPATIENT SURGERY CENTER		35	6	15%	41
CITRUS CARE CLINIC			41	100%	41
UNIVERSITY OF ALABAMA		38	3	7%	41
BULLS HEAD URGENT CARE		39	2	5%	41
LABORATORY MEDICINE CONSULTANTS-LMC PA		38	3	7%	41
FLORIDA HOSPITAL NEW SMYRNA		4	37	90%	41
NIGHT LITE PEDIATRIC CENTER		10	31	76%	41
A & R RESEARCH GROUP		35	6	15%	41
EMORY UNIVERSITY HOSPITAL		33	8	20%	41
PEDIATRICS OF CENTRAL FLORIDA KISSI		33	8	20%	41
CITRUS COUNTY HEALTH DEPARTMENT		35	6	15%	41
PINELLAS PARK FIRE DEPARTMENT		41			41
CAPITAL REGIONAL MEDICAL CENTER		2	39	95%	41
CROSSROADS URGENT CARE		26	15	37%	41
ANDALUSIA HEALTH		23	17	43%	40
CLINICAL PATHOLOGY LABORATORIES, INC		40			40
M&V SAN JOSE MEDICAL CENTER			40	100%	40
GENEXPERT			40	100%	40
THE LODGE AND REHABILITATION CENTER		24	16	40%	40
LPG CONVENIENT CARE AT METRO		36	4	10%	40
UNIVERSITY MEDICAL CTR OF PRINCETON AT		38	2	5%	40
OZ		40			40
ADVENT HEALTH CENTRA CARE - LAKELAND		30	10	25%	40
CARILLON SPORTS AND FAMILY MEDICINE		30	10	25%	40
VETERANS AFFAIRS MEDICAL CENTER - NEW YORK HARBOR		38	2	5%	40
FAMILY AND INTERNAL MEDICINE AT AVALON PARK		36	4	10%	40
Grand Villa of Deerfield Beach		36	4	10%	40
PORT SAINT JOHN FAMILY PRACTICE		24	16	40%	40
PRIDE DIAGNOSTICS		24	16	40%	40
KISSIMMEE VA OUTPATIENT CLINIC		37	3	8%	40
BELVEDERE COMMONS OF SUN CITY CENTER		40			40
CORRECTIONAL MEDICAL GROUP		27	12	31%	39
METROPOLITAN CHARITIES INC		36	3	8%	39
CEDAR CREEK AT KINGS BAY INC		39			39
WG BAYPOINT VILLAGE SH LLC		38	1	3%	39
JUNIPER VILLAGE AT CAPE CORAL		34	5	13%	39
MEDEX MEDICAL EXPRESS OF PALATKA LLC			39	100%	39
ISLAMORADA VILLAGE OF ISLANDS FIRE RESCUE		36	3	8%	39
BAY COUNTY JAIL ANNEX		34	5	13%	39
MINUTECLINIC, LLC, DBA MINUTECLINIC #5		35	4	10%	39
CHIPOLA QUICK CARE		33	6	15%	39
HUNT CLUB MEDICAL		15	24	62%	39
CLINICAL RESEARCH SEQUENCING PLATFORM		8	31	79%	39
BROOKDALE BRANDON	1	38			39

COVID-19: testing by laboratory

Data through May 1, 2021 verified as of May 2, 2021 at 09:25 AM

Data in this report are provisional and subject to change.

The numbers in the table below represent the number of Florida and non-Florida residents for whom test results were received by the Department of Health. A person can be tested by more than one laboratory and can have both positive and negative results. **Therefore, the sum of the numbers in each column will be larger than the total number of people tested.**

Reporting lab	Inconclusive	Negative	Positive	Percent positive	Total
WILLOWS AT WILDWOOD, THE		35	4	10%	39
MINUTECLINIC DIAGNOSTIC OF LOUISIANA,		36	3	8%	39
HOUSE CALLS PROFESSIONAL LLC		35	4	10%	39
FLORIDA DEPARMENT OF HEALTH CLAY COUNTY		26	13	33%	39
GUYAN VALLEY WELLNESS CENTER		32	7	18%	39
BAYSHORE PATHOLOGY CONSULTANTS PA		37	2	5%	39
PALM POINT BEHAVIORAL HEALTH		39			39
VENICE URGENT CARE – GULF COAST		1	38	97%	39
TAYLORVILLE FAMILY MEDICINE		32	7	18%	39
MOLECULAR DIAGNOSTICS		5	33	87%	38
STATCARE URGENT AND WALK-IN MEDICAL CA		35	3	8%	38
MINUTE CLINIC LLC #2216		35	3	8%	38
AUTUMN OF SARASOTA		12	26	68%	38
ROCKLAND URGENT CARE FAMILY HEALTH NP		36	2	5%	38
STEWART MEDICAL GROUP, INC		21	17	45%	38
CLEARWATER EMPLOYEE HEALTH CLINIC		19	19	50%	38
ENCOMPASS HEALTH REHABILITATION		36	2	5%	38
ST AUGUSTINE PEDIATRIC ASSOC		33	5	13%	38
ARTHREX MEDICAL CENTER EAST		25	13	34%	38
CONNECTICUT DEPARTMENT OF HEALTH		22	16	42%	38
INNOVATION CLINICAL TRIALS, INC			38	100%	38
WARDE MEDICAL LABORATORY		29	9	24%	38
HARMONY HEALTH OPCO, LLC		17	21	55%	38
CCRC @ SUNFLOWER LLC		35	3	8%	38
Life Care Center of Citrus County		37	1	3%	38
ATRIA SAN PABLO		36	2	5%	38
WASHINGTON COUNTY HEALTH DEPARTMENT		25	13	34%	38
HOMEWOOD RESIDENCE AT FREEDOM PLAZA		37	1	3%	38
MINUTE CLINIC DIAGNOSTIC OF NEW JERSEY		37	1	3%	38
PATHGROUP		9	28	76%	37
CARE HERE		12	25	68%	37
JACKSONVILLE PEDIATRICS		23	14	38%	37
MINUTE CLINIC DIAGNOSTIC OF VIRGINIA		30	7	19%	37
PONCE THERAPY CARE CENTER		34	3	8%	37
MINUTECLINIC DIAGNOSTIC OF RHODE ISLAND, LLC #1544		36	1	3%	37
ASSISTED LIVING OF BROWARD		37			37
CENTRAL FLORIDA HEALTH CARE INC WAUCHULA SITE 2		29	8	22%	37
OCCUPATIONAL HEALTH CENTERS OF THE SOUTHWEST PA		32	5	14%	37
ACCURATE DIAGNOSTIC LAB		35	2	5%	37
FAMILY EXTENDED CARE OF SEBRING INC		35	2	5%	37
HOLZER HEALTH CENTER		5	32	86%	37
LPG PRIMARY CARE AT CAPE CORAL PARKWAY		30	7	19%	37
HOLLISMED LLC		35	2	5%	37
ENCORE AT BOCA RATON, THE			37	100%	37
WEINBERG VILLAGE		36	1	3%	37
ACTIVE SENIOR LIVING		35	2	5%	37
MINUTECLINIC DIAGNOSTIC OF MICHIGAN		34	3	8%	37

COVID-19: testing by laboratory

Data through May 1, 2021 verified as of May 2, 2021 at 09:25 AM

Data in this report are provisional and subject to change.

The numbers in the table below represent the number of Florida and non-Florida residents for whom test results were received by the Department of Health. A person can be tested by more than one laboratory and can have both positive and negative results. **Therefore, the sum of the numbers in each column will be larger than the total number of people tested.**

Reporting lab	Inconclusive	Negative	Positive	Percent positive	Total
ALAN A SMITH MD LLC		34	3	8%	37
ONE MILO		37			37
GULFSIDE HOSPICE INC		34	3	8%	37
PATHOGENIUS LABORATORIES		30	7	19%	37
HR SARASOTA OPERATOR LLC		25	12	32%	37
THE COLLIER AT NAPLES		36	1	3%	37
PECONIC BAY MEDICAL CENTER LABORATORY		28	9	24%	37
COLLIER HMA PHYSICIAN MANAGEMENT LLC		27	10	27%	37
ST. MARYS MEDICAL CENTER		1	36	97%	37
EASYCARE WALK-IN CLINIC	1	14	21	58%	36
FORT CAROLINE GARDENS, INC		33	3	8%	36
CITY OF NAPLES FIRE RESCUE		31	5	14%	36
WELLMED AT PLANT CITY		18	18	50%	36
KINDRED HOSPITAL OCALA		33	3	8%	36
MEDCOMP SCIENCES			36	100%	36
HARBORCHASE OF WELLINGTON CROSSING		34	2	6%	36
ALPHA PHARMACY		33	3	8%	36
Kensington Gardens		36			36
LEE COMMUNITY HEALTHCARE INC CAPE CORAL		34	2	6%	36
JACK BANDEL MD PA		35	1	3%	36
MINUTE CLINIC, LLC DBA MINUTECLINIC #4505		33	3	8%	36
CENTERPLACE HEALTH		15	21	58%	36
PHYSICIAN ASSOCIATES LLC		26	10	28%	36
MAINSTREET FAMILY URGENT CARE		1	35	97%	36
MEDEMERGE		34	2	6%	36
PULSE & REMEDY LLC		21	15	42%	36
WALGREENS COVID-19		27	9	25%	36
FLORIDA PEDIATRIC GROUP PA		28	8	22%	36
SOUTHEAST GEORGIA HEALTH SYSTEM, INC		31	5	14%	36
LPG PRIMARY CARE AT COLONIAL CENTER DRIVE		30	6	17%	36
JUPITER MEDICAL CENTER PHYSICIANS GROUP, INC		32	4	11%	36
VILLA COURT LLC		36			36
BVL/LITTLE ANGEL PEDIATRICS		36			36
JACKSON HEALTH SYSTEM		2	34	94%	36
NCHD		21	14	40%	35
MINUTE CLINIC DIAGNOSTIC OF SC, LLC #75		33	2	6%	35
BOCA TOXICOLOGY LLC		33	2	6%	35
JAMAICA HOSPITAL MEDICAL CENTER		31	4	11%	35
REDI-MED WALK IN FAMILY CLINIC			35	100%	35
ADVENT HEALTH - FISH MEMORIAL		2	33	94%	35
UNIPATH		24	11	31%	35
LEE PHYSICIAN GROUP		31	4	11%	35
VIKOR SCIENTITIC		5	30	86%	35
P23 LABS		35			35
LPG PRIMARY CARE AT BONITA BAY LIFESTYLE CENTER		32	3	9%	35
IRL		4	31	89%	35
SOUTHEASTERN OUTPATIENT SURGERY CENTER		32	3	9%	35

COVID-19: testing by laboratory

Data through May 1, 2021 verified as of May 2, 2021 at 09:25 AM

Data in this report are provisional and subject to change.

The numbers in the table below represent the number of Florida and non-Florida residents for whom test results were received by the Department of Health. A person can be tested by more than one laboratory and can have both positive and negative results. **Therefore, the sum of the numbers in each column will be larger than the total number of people tested.**

Reporting lab	Inconclusive	Negative	Positive	Percent positive	Total
POARCH BANC CREEK INDIANS TRIBAL HEALTH DEPARTMENT			35	100%	35
MARYLAND DEPARTMENT OF HEALTH			35	100%	35
LABORATORY ALLIANCE OF CENTRAL NEW YORK		33	2	6%	35
TAMPA URGENT CARE			35	100%	35
METRO KNOXVILLE HMA		25	10	29%	35
ISLAND LAKE CENTER		14	21	60%	35
WUESTHOFF MEMORIAL HOSPITAL			35	100%	35
GEORGIA HEART CENTER (MSC 53), NAVICEN		33	2	6%	35
MEDPEDS ASSOCIATES OF SARASOTA PA		32	3	9%	35
FLORIDA PRESBYTERIAN HOMES INC		33	2	6%	35
FHMG--FLORIDA HOSPITAL MEDICAL GROUP		25	10	29%	35
ALABAMA CLINICS		19	16	46%	35
MEDEXPRESS URGENT CARE WEST TAMPA			35	100%	35
STATCARE URGENT & WALK IN MEDICAL CARE		31	4	11%	35
GADSDEN COUNTY HEALTH DEPARTMENT		26	9	26%	35
BAYCARE HEALTH SYSTEMS, LLC			35	100%	35
BUREAU OF PUBLIC HEALTH	1	14	20	57%	35
FAST PACE MEDICAL CLINIC		30	5	14%	35
ACCESS 365 URGENT CARE		13	22	63%	35
NEUROINTERNATIONAL SARASOTA		32	3	9%	35
PARKSIDE HEALTH AND REHABILITATION CENTER			35	100%	35
MIDDLETOWN MEDICAL P C		25	10	29%	35
LAKELAND NURSING AND REHABILITATION CENTER			34	100%	34
FAMILY CARE PARTNERS URGENT CARE LLC		28	6	18%	34
HARBOUR ISLAND PEDIATRICS		24	10	29%	34
LPG PRIMARY CARE AT MATTHEW DRIVE		28	6	18%	34
THE SPRINGS OF PARC HILL		33	1	3%	34
WALGREENS_COCONUT CREEK		27	7	21%	34
RASHDA ALBIBI M.D. P.A.		31	3	9%	34
FLORIDA DEPARTMENT OF HEALTH IN MONROE COUNTY		27	7	21%	34
AYERS NURSING AND REHABILITATION CENTER		34			34
LONG BEACH URGENT CARE		34			34
Grand Villa of Dunedin		28	6	18%	34
TRADITIONAL HOME CARE INC		33	1	3%	34
LONG TERM CARE OF GULF BREEZE LLC		30	4	12%	34
CIGNA PBSO WEST PALM		3	31	91%	34
TUSCAN GARDENS OF DELRAY BEACH MANAGEMENT COMPANY,		34			34
PARAMOUNT WALK-IN CLINIC		1	33	97%	34
SOUTHWEST LABS		34			34
CERON PEDIATRICS & INTEGRATIVE MEDICIN		34			34
PHOSPHORUS DIAGNOSTICS		27	7	21%	34
SANFORD MOBILE LAB PGA TOUR		32	1	3%	33
GRAND VILLA OF BOYNTON BEACH		32	1	3%	33
NIGHT LITE PEDIATRICS URGENT CARE CENTER			33	100%	33
STATEN ISLAND UNIVERSITY HOSPITAL-POUCH		32	1	3%	33
AMBRY GENETICS CORPORATION	23	10			33
VETERANS HOME		1	32	97%	33

COVID-19: testing by laboratory

Data through May 1, 2021 verified as of May 2, 2021 at 09:25 AM

Data in this report are provisional and subject to change.

The numbers in the table below represent the number of Florida and non-Florida residents for whom test results were received by the Department of Health. A person can be tested by more than one laboratory and can have both positive and negative results. **Therefore, the sum of the numbers in each column will be larger than the total number of people tested.**

Reporting lab	Inconclusive	Negative	Positive	Percent positive	Total
AMMON ANALYTICAL LABORATORIES		29	4	12%	33
CARLOS F FUSTER MD PA		31	2	6%	33
GRACE COMMUNITY PHARMACY		3	30	91%	33
BOND CLINIC		3	30	91%	33
GREENRIDGE GROUP HOME	3	11	19	58%	33
Consulate Health Care of Orange Park		27	6	18%	33
MIGUEL E TREVINO MD PA		29	4	12%	33
EVERLYWELL		19	14	42%	33
BAYSIDE LABORATORIES INC		33			33
VETERAN AFFAIRS MEDICAL CENTER - JAMES J PETERS		30	3	9%	33
NURSES HELPING HANDS INC ALF		33			33
AHSE ROP		32	1	3%	33
WESTWOOD NURSING AND REHABILITATION		28	5	15%	33
CORAL HOUSE ASSISTED LIVING COMMUNITY LLC		33			33
HUNTINGTON STATION URGENT CARE		32	1	3%	33
CANCER RESEARCH LAB, BOB JONES UNIVERSITY		29	4	12%	33
RESIDENCE AT BAY VUE		31	2	6%	33
OPIS COQUINA CENTER		32	1	3%	33
MINUTECLINIC, LLC #4230		28	4	13%	32
SYNIVERSE WELLNESS CENTER		27	5	16%	32
TREASURE ISLE LLC		32			32
IPSUM DIAGNOSTICS		3	29	91%	32
JOSEF SCHENKER MD PC DBA CENTERS URGENT		30	2	6%	32
PEDIATRICS IN BREVARD-COCOA BEACH		27	5	16%	32
FLORIDA ENDOSCOPY & SURGERY CTR LLC		32			32
PASSPORT HEALTH ORLANDO		32			32
Heartland Health Care Center North Sarasota		18	14	44%	32
UNION CHD		29	3	9%	32
COLORADO DEPARTMENT OF PUBLIC HEALTH AND ENVIRONMENT			32	100%	32
WOMENS CARE FLORIDA LABORATORY		25	7	22%	32
LAKE MARY - STIRLING CENTER SUITE 202			32	100%	32
MARTHA'S HOUSE & ASSISTED LIVING FACILITY		32			32
CARDIOLOGY AND MEDICINE ASSOCIATES INC		31	1	3%	32
GUIDEWELL EMERGENCY MEDICINE DOCTORS LLC #33		20	12	38%	32
ADVANCED URGENT CARE		12	20	63%	32
A LILIKO'I PHARMACY LLC		29	3	9%	32
COLORADO DEPARTMENT OF HEALTH LABORATORY SERVICES DIVISION			32	100%	32
NORTH PINELLAS CHILDRENS MEDICAL CENTER			32	100%	32
WESTMINSTER ST AUGUSTINE		32			32
MADISON POINTE CARE CENTER		32			32
STEINHATCHEE DRUGS		26	6	19%	32
SANFORD PEDIATRIC ASSOCIATES, PA		29	3	9%	32
MIDNIGHT MEDICINE			31	100%	31
PERDIDO URGENT CARE		1	30	97%	31
CVS NC3516POCT WINSTON SALEM		27	4	13%	31
WILLAMETTE VALLEY TOXICOLOGY LLC		29	2	6%	31
Wiregrass Rehabilitation Center and Nursing Home		28	3	10%	31

COVID-19: testing by laboratory

Data through May 1, 2021 verified as of May 2, 2021 at 09:25 AM

Data in this report are provisional and subject to change.

The numbers in the table below represent the number of Florida and non-Florida residents for whom test results were received by the Department of Health. A person can be tested by more than one laboratory and can have both positive and negative results. **Therefore, the sum of the numbers in each column will be larger than the total number of people tested.**

Reporting lab	Inconclusive	Negative	Positive	Percent positive	Total
RAYMOND BASRI MD		29	2	6%	31
COLLIER ANESTHESIA PAIN LLC		31			31
CVS NC7047POCT DURHAM		31			31
ENT AND ALLERGY ASSOCIATES OF FLORIDA LLC		30	1	3%	31
OAKMONTE VILLAGE		30	1	3%	31
CHIPOLA MEDICAL ASSOCIATES		11	20	65%	31
UR CARE FAMILY AND SPORTS MEDICINE			31	100%	31
MINUTECLINIC DIAGNOSTIC OF RHODE ISLAND, LLC #212		31			31
JOSEF SCHENKER MD PC		31			31
WALGREENS #04569		29	2	6%	31
ADVENTHEALTH MEDICAL GROUP FAMILY MEDICINE AT RDV		31			31
FLORIDA MEDICAL CL ODOM TPA		17	14	45%	31
MINUTECLINIC DIAGNOSTIC OF ILLINOIS L		25	6	19%	31
BAPTIST PRIMARY BLACK CREEK SOUTH			31	100%	31
LabCorp L#09258130 M#09258125		12	19	61%	31
ORLANDO FAMILY MEDICINE		14	17	55%	31
MICHAEL J D'AMBROSE MD PA		29	2	6%	31
PREMIER URGENT CARE CENTER LLC			31	100%	31
VENICE REGIONAL BAYFRONT HEALTH			31	100%	31
COUNTY OF LOS ANGELES			31	100%	31
AMERICAN ESOTERIC LABORATORIES		15	16	52%	31
DISCOVERY COMMONS AT BRADENTON		31			31
HEALTH FIRST - VIERA HOSPITAL		1	30	97%	31
REGENCY PARK ASSISTED LIVING FACILITY		29	2	6%	31
ENGLEWOOD HOSPITAL AND MEDICAL CENTER		25	5	17%	30
THE TERRACE AT IVY ACRES ALF		11	19	63%	30
SPRINGWOOD COURT		25	5	17%	30
MINUTECLINIC, LLC #08366		25	5	17%	30
CHILDREN'S MEDICAL CENTER			30	100%	30
RELIANCE MEDICAL CENTER		21	9	30%	30
FORT VALLEY STATE UNIVERSITY		29	1	3%	30
HOLIDAY MEDICAL ASSOCIATES		4	26	87%	30
P4CLINICAL	3	2	25	83%	30
ADVENT HEALTH PRIMARY CARE PLUS, WINTER GARDEN		26	4	13%	30
GERALD J KIVETT MD		27	3	10%	30
VIRTUA		26	4	13%	30
ORLANDO ORTHOPAEDIC CENTER		28	2	7%	30
GOOD SAMARITAN HOSPITAL LABORATORY		26	4	13%	30
GRAND LIVING AT LAKEWOOD RANCH		29	1	3%	30
RAINBOW PEDIATRICS		1	29	97%	30
NTD EUROFINS ATLANTA		29	1	3%	30
Okeechobee Health Care Facility		16	14	47%	30
OAK HARBOR ASSISTED LIVING FACILITY		27	3	10%	30
TALLAHASSEE DEVELOPMENTAL CENTER		28	2	7%	30
DAVID LAWRENCE CENTER		26	4	13%	30
CENTER ONE SURGERY CENTER		24	6	20%	30
HERITAGE WATERSIDE		27	3	10%	30

COVID-19: testing by laboratory

Data through May 1, 2021 verified as of May 2, 2021 at 09:25 AM

Data in this report are provisional and subject to change.

The numbers in the table below represent the number of Florida and non-Florida residents for whom test results were received by the Department of Health. A person can be tested by more than one laboratory and can have both positive and negative results. **Therefore, the sum of the numbers in each column will be larger than the total number of people tested.**

Reporting lab	Inconclusive	Negative	Positive	Percent positive	Total
JOSEPH SCHENKER MD PC DBA CENTERS URGENT		26	4	13%	30
BOCA BIOLISTIC REFERENCE LAB			30	100%	30
COOPER HEALTHCARE		27	3	10%	30
MED LABS DIAGNOSTICS		11	19	63%	30
BOCA SIMON LAB		1	29	97%	30
ST PETER'S BENDER LABORATORY		29	1	3%	30
SANITAS		4	26	87%	30
CLINCLOUD, LLC			30	100%	30
AMEERAH LABS			30	100%	30
WIREGRASS CLINIC LLC		24	6	20%	30
LEE COMMUNITY HEALTHCARE INC NORTH FORT MYERS		30			30
UNDERGROUND FREE CLINIC		29	1	3%	30
SOMA MEDICAL CENTER # 4		5	24	83%	29
BROOKWOOD BAPTIST MEDICAL CENTER		28	1	3%	29
STEWART MELBOURNE HOSPITAL			29	100%	29
DUVAL COUNTY HEALTH DEPARTMENT		29			29
RENAISSANCE SENIOR LIVING	1	28			29
ROSLYN URGENT CARE		28	1	3%	29
MAYO CLINIC JACKSONVILLE		4	25	86%	29
UNIVERSITY OF ILLINOIS VETERINARY DIAG	1	27	1	3%	29
BIG BEND HOSPICE INC		29			29
TIFFANY LAKE CARE CENTERS INC		28	1	3%	29
SUNTREE INTERNAL MEDICINE		29			29
CAPE CORAL HOSPITAL ABG LABORATORY		16	13	45%	29
PALM GARDEN OF JACKSONVILLE		27	2	7%	29
MINIMALLY INVASIVE VASCULAR INC		27	2	7%	29
ROBERT H JENKINS JR VETERANS' DOMICILIARY HOME OF		26	3	10%	29
HENDRY REGIONAL CORPORATE HEALTH			29	100%	29
DSI MANAGEMENT LLC		29			29
PIEDMONT HOSPITAL CLINICAL LABORATORY		26	3	10%	29
NEMOURS CHILDRENS CLINIC		22	7	24%	29
CDC		17	12	41%	29
PALMS, THE		29			29
COMPREHENSIVE CHILDCARE		23	6	21%	29
SUMMERGATE PHARMACY		27	2	7%	29
MINUTECLINIC DIAGNOSTIC OF PENNSYLVANI		27	2	7%	29
PRO HEALTH HARMONY		29			29
UNIV OF ROCHESTER-STRONG MEMORIAL HOSP		28	1	3%	29
ST VINCENTS AMBULATORY CARE INC DBA		26	3	10%	29
TOTTENVILLE CIRCLE URGENT CARE		29			29
UCLA HEALTHCARE CLINICAL LABS		23	6	21%	29
INTERIM HEALTHCARE OF NORTHWEST FLORIDA INC		27	2	7%	29
PINELLAS 1 HOME HEALTH CARE CORP		28	1	3%	29
PANCARE HEALTH - BONIFAY K-8			29	100%	29
PBSO WEST PALM FAMILY PRACTICE		1	28	97%	29
GASTROENTEROLOGY ASSOCIATES OF PENSACOLA PA		24	4	14%	28
GRAND VILLA OF MELBOURNE		26	2	7%	28

COVID-19: testing by laboratory

Data through May 1, 2021 verified as of May 2, 2021 at 09:25 AM

Data in this report are provisional and subject to change.

The numbers in the table below represent the number of Florida and non-Florida residents for whom test results were received by the Department of Health. A person can be tested by more than one laboratory and can have both positive and negative results. **Therefore, the sum of the numbers in each column will be larger than the total number of people tested.**

Reporting lab	Inconclusive	Negative	Positive	Percent positive	Total
EDEN AT CRESTVIEW		12	16	57%	28
BROOKDALE PHILLIPPI CREEK			28	100%	28
MEDEXPRESS URGENT CARE - BLOOMINGTON		23	5	18%	28
ECC PEDIATRICS		28			28
KIVA AT CANTERBURY, LLC		28			28
VA MEDICAL CENTER			28	100%	28
MARION PEDIATRICS PA		21	7	25%	28
BROOKDALE UNIVERSITY HOSPITAL		26	2	7%	28
WESTPAC LABS INC	1	16	11	39%	28
MINUTECLINIC, LLC, DBA MINUTECLINIC #2544		26	2	7%	28
Cleveland Clinic Laboratories		4	24	86%	28
ASTORIA HEALTH AND REHABILITATION CENTER		27	1	4%	28
PARK WEST MEDICAL CENTER		27	1	4%	28
UTAH DEPARTMENT OF HEALTH			28	100%	28
1 TOUCH TOTALCARE SOLUTIONS		25	3	11%	28
NATIONAL MENTOR HEALTHCARE LLC			28	100%	28
MINUTECLINIC DIAGNOSTIC OF TN PC #6435		25	3	11%	28
MONTEFIORE NEW ROCHELLE HOSPITAL		25	3	11%	28
SUMMIT MEDICAL GROUP - 75 E NORTHFIELD		23	5	18%	28
ADVENT HEALTH MEDICAL GROUP FAMILY AND INTERNAL MEDICINE AT AVALON PAR		25	3	11%	28
PORT ST LUCIE HOSPITAL		25	3	11%	28
WEST BROWARD CARE CENTER		24	4	14%	28
SHORE MEMORIAL HOSPITAL		25	3	11%	28
FAMILY CARE PARTNERS		18	10	36%	28
URGENT CARE CENTER			28	100%	28
ADVENT HEALTH MEDICAL GROUP- FAMILY MEDICINE AT DR. PHILIPS		23	5	18%	28
CHILDRENS MEDICAL CENTER			28	100%	28
ORANGE PEDIATRICS			28	100%	28
MINUTECLINIC DIAGNOSTIC OF TN, PC 374		23	5	18%	28
FIRST CHOICE PEDIATRICS LOOP		25	3	11%	28
LAKE PLACID HEALTH AND REHABILITATION		1	27	96%	28
ACCESS HEALTH CARE PHYSICIANS LLC		10	18	64%	28
MINUTECLINIC DIAGNOSTIC OF TEXAS		24	4	14%	28
VASSAR BROTHERS MEDICAL CENTER LABORATORY		26	2	7%	28
KEY PRIMARY CARE			28	100%	28
BROWARD HEALTH IMPERIAL POINT NURSING			28	100%	28
HALIFAX HEALTH URGENT CARE		6	21	78%	27
HOWARD BEACH URGENT CARE		25	2	7%	27
PHYSICIANS CARE		23	4	15%	27
DIXIE COUNTY HEALTH DEPARTMENT		18	9	33%	27
MINUTECLINIC LLC #4449		25	2	7%	27
CVA MINUTE CLINIC DIAGNOSTIC OF VIRGINIA, LLC		26	1	4%	27
EMORY BENNETT VETERANS NURSING HOME	1	26			27
GRAND VILLA OF DELRAY EAST		27			27
MINUTECLINIC DIAGNOSTIC OF TN PC #378		24	3	11%	27
CARENOW - DOWNTOWN NORTH GULCH		25	2	7%	27
URGENT FAMILY CARE INC		24	3	11%	27

COVID-19: testing by laboratory

Data through May 1, 2021 verified as of May 2, 2021 at 09:25 AM

Data in this report are provisional and subject to change.

The numbers in the table below represent the number of Florida and non-Florida residents for whom test results were received by the Department of Health. A person can be tested by more than one laboratory and can have both positive and negative results. **Therefore, the sum of the numbers in each column will be larger than the total number of people tested.**

Reporting lab	Inconclusive	Negative	Positive	Percent positive	Total
COMMUNITY HEALTH OF SOUTH FLORIDA			27	100%	27
HEALTHPARK MEDICAL CENTER ABG LAB		26	1	4%	27
ADVANCED HEALTHCARE ASSOCIATES		23	4	15%	27
EXPRESS CARE OF BELLEVIEW		27			27
EPIC REFERENCE LABS INC			27	100%	27
West Gate Village, LLC		27			27
HUNT CLUB PEDIATRIC ASSOCIATES LLC		22	5	19%	27
THE COMMONWEALTH OF MASSACHUSETTS		1	26	96%	27
SUNCOAST LABS			27	100%	27
OPTIMAL CARE PEDIATRICS		8	19	70%	27
MINUTECLINIC DIAGNOSTIC OF NORTH CAROLINA PC		24	3	11%	27
Summit Medical Group Westfield Lab		24	3	11%	27
MARQUESA MEDICAL		23	4	15%	27
SPANISH RIVER HIGH SCHOOL ESE		23	4	15%	27
LAKELAND HILLS CENTER		19	8	30%	27
AEGIS MEDICAL GROUP, LLC		26	1	4%	27
MINUTECLINIC DIAGNOSTIC OF TN PC #6363		22	5	19%	27
Clearwater Center		13	14	52%	27
BOZEMAN HEALTH DEACONESS HOSPITAL		18	9	33%	27
MINUTE CLINIC DIAGNOSTIC OF TEXAS, LLC		24	3	11%	27
VICK STREET MANOR		27			27
THE CLUB AT BOYNTON BEACH, LLC		25	2	7%	27
CANTON-POTSDAM HOSPITAL LABORATORY		26	1	4%	27
ATRIA LADY LAKE		27			27
LEXINGTON PLACE SENIOR LIVING COMMUNITY		27			27
BROOKDALE SOUTHPPOINT			27	100%	27
LOOP PEDIATRICS		22	5	19%	27
ABL MEDICAL CARE LLC			26	100%	26
THE MINIER URGENT CARE		20	6	23%	26
MD BEAUTY LABS, PA		24	2	8%	26
ARCPPOINT LABS OF FORT LAUDERDALE		25	1	4%	26
EXPRESS FAMILY CARE LLC		11	15	58%	26
RJ LEE GROUP	1	23	2	8%	26
COASTAL COMPLETE CARE		12	14	54%	26
WAKULLA COUNTY HEALTH DEPARTMENT		12	14	54%	26
MAGNOLIA PEDIATRICS		4	22	85%	26
MINUTECLINIC DIAGNOSTIC OF TN PC #320		18	8	31%	26
TREEHOUSE PEDIATRICS & FAMILY CARE		26			26
HOPE HEALTHCARE		25	1	4%	26
USCG AIR STATION CLEARWATER CLINIC		25	1	4%	26
EAST HILL MEDICAL GROUP		17	9	35%	26
MORTON PLANT HOSPITAL - ADLER INSTITUTE OF LAB MEDICINE		1	25	96%	26
COASTAL SKIN SURGERY AND DERMATOLOGY		18	8	31%	26
ADIRONDACK MEDICAL CENTER		26			26
MONCRIEF ARMY HEALTH CLINIC			26	100%	26
ADVENT HEALTH PARTIN SETTLEMENT HEALTH PARK		18	8	31%	26
NEWYORK-PRESBYTERIAN/ LAWRENCE HOSPITAL LABORATORY		23	3	12%	26

COVID-19: testing by laboratory

Data through May 1, 2021 verified as of May 2, 2021 at 09:25 AM

Data in this report are provisional and subject to change.

The numbers in the table below represent the number of Florida and non-Florida residents for whom test results were received by the Department of Health. A person can be tested by more than one laboratory and can have both positive and negative results. **Therefore, the sum of the numbers in each column will be larger than the total number of people tested.**

Reporting lab	Inconclusive	Negative	Positive	Percent positive	Total
PULMONARY SPECIALISTS OF THE PALM BEACHES		16	10	38%	26
NEW YORK METHODIST HOSPITAL		22	4	15%	26
GMR EVENT SERVICES LLC DBA CROWDRX		26			26
EMORY CRAWFORD LONG HOSPITAL LABORATOR		23	3	12%	26
LAKES DIALYSIS CENTER INC			26	100%	26
OAKTREE HEALTHCARE			26	100%	26
PALM BEACH COUNTY FIRE RESCUE		24	2	8%	26
PALMETTO PEDIATRICS			26	100%	26
ADVENTHEALTH MEDICAL GROUP PEDIATRIC & ADOLESCENT		25	1	4%	26
DELRAY BEACH FACIAL PLASTIC SURGERY		26			26
GRADY HEALTH SYSTEM		26			26
FORT SANDERS REGIONAL LABORATORY		26			26
DARDEN WELLNESS CENTER		23	3	12%	26
LOT HEALTH SERVICES	1	25			26
CVS NC7588POCT ASHEVILLE		22	3	12%	25
JUST FOR KIDS PEDIATRICS		5	20	80%	25
PHYSICIANS STAT		3	22	88%	25
LAKE HOWARD HEIGHTS	1	21	3	12%	25
THE WATERMARK AT VISTAWILLA		25			25
UNIV OF NORTH ALABAMA HEALTH CENTER		22	3	12%	25
CENTRAL FLORIDA PEDIATRIC URGENT CARE LLC		21	4	16%	25
STEWART MEDICAL GROUP INC			25	100%	25
MINUTECLINIC DIAGNOSTIC OF NORTH		22	3	12%	25
CVS NV3210POCT LAS VEGAS		22	3	12%	25
FEDERAL PRISON CAMP PENSACOLA			25	100%	25
SUNQUEST		3	22	88%	25
DALE MEDICAL CENTER		20	5	20%	25
VILLAGES REHABILITATION AND NURSING CENTER		24	1	4%	25
JUPITER MEDICAL CENTER		1	24	96%	25
ASURANCE SCIENTIFIC LABORATORIES		24	1	4%	25
SOUTH FLORIDA DIALYSIS CENTER		8	17	68%	25
ADVENT HEALTH - LAKE MARY PEDIATRICS		16	9	36%	25
VISTACARE PHARMACY I		21	4	16%	25
STATE LAB		3	22	88%	25
ENCOMPASS HOME HEALTH OF THE SOUTHEAST LLC		23	2	8%	25
ADVENT HEALTH EXPRESS		9	16	64%	25
ADEPT INPATIENT MEDICAL SERVICES PC		25			25
TOTAL ACCESS URGENT CARE		1	24	96%	25
TREASURE COAST URGENT CARE			25	100%	25
GREEN GABLES ASSISTED LIVING FACILITY		25			25
OLIVE BRANCH HEALTH AND REHABILITATION CENTER			25	100%	25
ST. CLOUD HOSPITAL		20	5	20%	25
MADWAR		19	6	24%	25
WESTPAC LABS		1	24	96%	25
CSH LAKE ORIENTA LP		24			24
UAH STUDENT HEALTH CENTER		17	7	29%	24
COURTYARDS OF ORLANDO		24			24

COVID-19: testing by laboratory

Data through May 1, 2021 verified as of May 2, 2021 at 09:25 AM

Data in this report are provisional and subject to change.

The numbers in the table below represent the number of Florida and non-Florida residents for whom test results were received by the Department of Health. A person can be tested by more than one laboratory and can have both positive and negative results. **Therefore, the sum of the numbers in each column will be larger than the total number of people tested.**

Reporting lab	Inconclusive	Negative	Positive	Percent positive	Total
J AND J VISTAKON EMPLOYEE HEALTH CENTER		23	1	4%	24
LIFELINK TISSUE BANK D/B/A LIFELINK TISSUE BANK		20	4	17%	24
NORTHEAST GEORGIA MEDICAL CENTER		24			24
LAKE NONA MEDICAL SERVICES		16	8	33%	24
PALM BEACH GARDENS MEDICAL CENTER			24	100%	24
ALAN SERURE MD		24			24
TARPON BAYOU CENTER			24	100%	24
SENIOR HEALTH OF WINTER PARK DUNDEE		24			24
HERITAGE OAKS ASSISTED LIVING & MEMORY CARE		20	4	17%	24
MID FLORIDA PATHOLOGY LLC		23	1	4%	24
THE CHAPPEL GROUP RESEARCH		24			24
HEALTH MED CENTERS		24			24
SENIOR LIVING IV SUN CITY LLC		17	7	29%	24
SOUTH NASSAU COMMUNITIES HOSPITAL		20	4	17%	24
FLORENCE J HUNT STUDENT WELLNESS CENTER - HEALTH SERVICES (ABBOTT)		24			24
SARNO FAMILY PRACTICE		11	13	54%	24
SARASOTA MEMORIAL NURSING & REHABILITATION CTR		24			24
ROSS MEDICAL GROUP			24	100%	24
CL BRUMBACK PRIMARY CARE CLINIC LANTANA		2	22	92%	24
URGENT CARE USA			24	100%	24
RAINBOW PEDIATRIC CENTER		2	22	92%	24
TIMBERLANE LODGE ALF	1	16	7	29%	24
BAPTIST PEDIATRICS		20	4	17%	24
MEDEXPRESS URGENT CARE - SEMINOLE SQUA		22	2	8%	24
DOC PAM PA		23	1	4%	24
EDWARD S BENNETT MD PLLC		24			24
BAYFRONT HMA CONVENIENT CARE, LLC		2	22	92%	24
LABORATORY DYNAMICS		20	4	17%	24
INNOVATIVE RESEARCH OF WEST FLORIDA		21	3	13%	24
HENNEPIN COUNTY MEDICAL CENTER (HCMC)		13	11	46%	24
NOVANT HEALTH		18	6	25%	24
Wesley Place on Honeysuckle		22	2	8%	24
DOCTORS MEDICAL CENTER OF WALTON COUNTY CLINIC			24	100%	24
INTERVENTIONAL REHABILITATION OF SOUTH FLORIDA		16	8	33%	24
PACIFICA SENIOR LIVING FORT MYERS		15	9	38%	24
FLORIDA MEDICAL CLINIC - NEW TAMPA		19	5	21%	24
South Heritage Health and Rehab		24			24
MADISON COUNTY MEMORIAL HOSP		12	12	50%	24
ATRIA AT ST JOSEPHS		24			24
FINLAY C. LABORATORY		4	20	83%	24
BETHESDA HEALTH PHYSICIAN GROUP INC			24	100%	24
AVENTIS BIO-SERVICES CTL		24			24
FORT PIERCE FAMILY CARE INC		18	6	25%	24
MINUTECLINIC, LLC, #4160		20	4	17%	24
PALMS MEDICAL GROUP - LAKE CITY WEST		3	21	88%	24
ST ELIZABETH MEDICAL CENTER LABORATORY		21	3	13%	24
ADVANCED URGENT CARE CENTER		7	17	71%	24

COVID-19: testing by laboratory

Data through May 1, 2021 verified as of May 2, 2021 at 09:25 AM

Data in this report are provisional and subject to change.

The numbers in the table below represent the number of Florida and non-Florida residents for whom test results were received by the Department of Health. A person can be tested by more than one laboratory and can have both positive and negative results. **Therefore, the sum of the numbers in each column will be larger than the total number of people tested.**

Reporting lab	Inconclusive	Negative	Positive	Percent positive	Total
WESTMINSTER WOODS ON JULINGTON CREEK		22	2	8%	24
PHYSICIANS PRIMARY CARE OF SW FLORIDA PL		24			24
PRIME CARE ONE LLC/HARBORCHASE OF VENICE			24	100%	24
MORTON PLANT NORTH BAY HOSPITAL			24	100%	24
WELLOW URGENT CARE		23	1	4%	24
A PLUS FAMILY URGENT CARE			24	100%	24
MAITLAND PRIMARY CARE		9	15	63%	24
ROWLETT MIDDLE ACADEMY		22	2	8%	24
JOINT AMBULATORY CARE CENTER		24			24
MED PLUS FLORENCE		20	4	17%	24
PASSPORT HEALTH OF TAMPA BAY		21	3	13%	24
ST VINCENT'S EAST		22	2	8%	24
PRIMECARE AT PORT ORANGE		4	19	83%	23
WALGREENS #04618		20	3	13%	23
WOODHOUSE INC		17	6	26%	23
COASTAL FAMILY PRACTICE		15	8	35%	23
Sovereign Laboratory Services, LLC		20	3	13%	23
LAKEVIEW HEALTH CARE SYSTEMS		9	14	61%	23
APOLLO SURGERY CENTER		21	2	9%	23
REGENEXX TAMPA BAY		20	3	13%	23
FLUSHING HOSPITAL MEDICAL CENTER		19	4	17%	23
OMEGA LABORATORIES		19	4	17%	23
SONATA BOYNTON BEACH		21	2	9%	23
Z UROLOGY		22	1	4%	23
CORE LABORATORY		1	22	96%	23
ERIC C MARSHAL MD, PC DBA MINUTECLINIC		22	1	4%	23
NEW YORK PRESBYTERIAN - ALLEN HOSPITAL		23			23
TREEHOUSE PEDIATRICS		19	4	17%	23
MIAMI BEACH MEDICAL GROUP			23	100%	23
ISLAND COAST PEDIATRICS PA		22	1	4%	23
COMMONWEALTH OF MASSACHUSETTS			23	100%	23
TRINITY MEDICAL ASSOCIATES LLC			23	100%	23
ESOTERIX GENETIC LABORATORIES		17	6	26%	23
PALM BAY FAMILY PRACTICE		6	17	74%	23
WELLMED AT LAKE COPELAND		17	6	26%	23
PULSE MEDICAL GROUP INC			23	100%	23
CARESPOT		2	21	91%	23
PEPIN ACADEMIES-PASCO		22	1	4%	23
SELECT PHYSICIANS ALLIANCE PL		23			23
FAST PACE MEDICAL CLINIC PLLC		21	2	9%	23
NORTHWEST FLORIDA COMMUNITY HOSPITAL 3RD FLOOR		21	2	9%	23
NEW JERSEY		22	1	4%	23
WUESTHOFF MEDICAL CENTER-MELBOURNE			23	100%	23
WELLMED AT BRANDON REGIONAL		16	7	30%	23
MARQUES PEDIATRICS			23	100%	23
GILCHRIST COUNTY JAIL		21	2	9%	23
49D2045214PHYSICIAN OFFICEWALVERMEDEXPRESS URGENT CARE - HARRISONBU		14	9	39%	23

COVID-19: testing by laboratory

Data through May 1, 2021 verified as of May 2, 2021 at 09:25 AM

Data in this report are provisional and subject to change.

The numbers in the table below represent the number of Florida and non-Florida residents for whom test results were received by the Department of Health. A person can be tested by more than one laboratory and can have both positive and negative results. **Therefore, the sum of the numbers in each column will be larger than the total number of people tested.**

Reporting lab	Inconclusive	Negative	Positive	Percent positive	Total
UNIVERSITY HILLS HEALTH AND REHABILITATION CENTER		18	5	22%	23
MINUTECLINIC MINUTECLINIC #8746		22	1	4%	23
UF HEALTH NORTH JACKSONVILLE			23	100%	23
NOBLE SENIOR LIVING		3	20	87%	23
CHARLOTTE CHD PORT CHARLOTTE		19	4	17%	23
BAYFRONT FAMILY HEALTH CENTER		3	20	87%	23
GRAND VILLA OF SARASOTA		22	1	4%	23
EGL GENETIC DIAGNOSTICS		1	22	96%	23
GLEN COVE HOSPITAL		23			23
SEBRING PEDIATRICS LLC			23	100%	23
SOUTH CAROLINA DEPARTMENT OF HEALTH			22	100%	22
FLORIDA PEDIATRICS		6	16	73%	22
OHIO CVS STORES, LLC DBA		19	3	14%	22
KELLY'S ASSISTED LIVING FACILITY		22			22
MINUTECLINIC DIAGNOSTIC PA		19	3	14%	22
TEXAS DEPARTMENT OF STATE HEALTH SERVICES		3	19	86%	22
FAMILY AND AFTER HOURS CARE		22			22
FLORIDA HOSPITAL LABS		12	10	45%	22
MEDI STATION			22	100%	22
MARATHON HEALTH FOR LIFE		19	3	14%	22
BASSETTI & ASSOCIATES, MD, PA			22	100%	22
GLEN OAKS URGENT CARE		20	2	9%	22
Grace Rehabilitation of Vero Beach		21	1	5%	22
TEN HEALTHCARE		6	16	73%	22
GAMMA DIAGNOSTIC LAB LLC			22	100%	22
SEAGRASS VILLAGE			22	100%	22
PRIMARY CARE SPECIALISTS OF ORLANDO LLC		17	5	23%	22
ORANGE REGIONAL MEDICAL CENTER LABORATORY		17	5	23%	22
ST MARYS MEDICAL CENTER			22	100%	22
EBEIDS MD PEDIATRICS		19	3	14%	22
CVS NC4165POCT BREVARD		14	8	36%	22
MINUTECLINIC DIAGNOSTICS MEDICAL GROUP		21	1	5%	22
MORRIS PARK URGENT CARE		19	3	14%	22
OCEANSIDE URGENT CARE		22			22
GENTIVA HEALTH SERVICES		20	2	9%	22
LAKEWOOD RANCH MEDICAL CENTER CLINICAL LAB			22	100%	22
HARTFORD HOSPITAL ANCILLARY LAB		17	5	23%	22
MINUTE-CLINIC DIAGNOSTIC OF VIRGINIA		18	4	18%	22
ELAN SPANISH SPRINGS		4	18	82%	22
OHSU MOLECULAR MICROBIOLOGY LAB		21	1	5%	22
YUSRA MEDICAL ASSOCIATES PA		16	6	27%	22
ST VINCENT'S URGENT CARE		19	3	14%	22
BROOKDALE WEST BOYNTON BEACH		22			22
BAYCARE MEDICAL GROUP INC			22	100%	22
INTERNAL MEDICINE LIPID AND WELNNESS PRACTICE		10	12	55%	22
MORNINGSIDE MANOR & VILLA ADULT CARE C		22			22
ROCKLEDEGE REGIONAL MEDICAL CENTER		17	5	23%	22

COVID-19: testing by laboratory

Data through May 1, 2021 verified as of May 2, 2021 at 09:25 AM

Data in this report are provisional and subject to change.

The numbers in the table below represent the number of Florida and non-Florida residents for whom test results were received by the Department of Health. A person can be tested by more than one laboratory and can have both positive and negative results. **Therefore, the sum of the numbers in each column will be larger than the total number of people tested.**

Reporting lab	Inconclusive	Negative	Positive	Percent positive	Total
GUARDANT HEALTH		16	6	27%	22
MOBILE DIVISION LABORATORY		7	15	68%	22
SOLE HEALTH LLC		22			22
DIACARTA INC.		22			22
CVS MINUTE CLINIC DIAGNOSTIC OF TN #6044		20	2	9%	22
WINTER PARK FAMILY PRACTICE LLC		17	4	19%	21
CITY OF SANFORD EMPLOYEE HEALTH AND		20	1	5%	21
BARTON FAMILY PRACTICE		10	11	52%	21
ADVENTHEALTH MEDICAL GROUP PEDIATRICS AT		4	17	81%	21
REVA INC		17	4	19%	21
POINT OF CARE CLINICS PRIMARY CARE		20	1	5%	21
SOMA MEDICAL CENTER, PA #4 FLORIDA MANGO		1	20	95%	21
MINUTECLINIC, LLC #4507		19	2	10%	21
PREMIUM HEALTH CARE			21	100%	21
ROCKLEDGE FAMILY HEALTH			21	100%	21
TENNESSEE DEPARTMENT OF HEALTH		15	6	29%	21
ADVENT HEALTH - KISSIMMEE		6	15	71%	21
HELIX DIAGNOSTICS			21	100%	21
WACO HHSSURGEWACO	1	17	3	14%	21
RHODE ISLAND DEPARTMENT OF HEALTH			21	100%	21
HEALTHY MINORS, LLC.		20	1	5%	21
CVS MINUTE CLINIC DIAGNOSTIC OF TEXAS LLC		17	4	19%	21
MEDEXPRESS URGENT CARE - TIMBERLAKE		18	3	14%	21
MINUTECLINIC DIAGNOSTIC OF TEXAS LLC		19	2	10%	21
PRIMECARE OF DOTHAN-DALEVILLE CLINIC		16	5	24%	21
CLINICAL PATHOLOGY LABORATORIES SOUTHEAST			21	100%	21
SHELBY BAPTIST MEDICAL CENTER		16	5	24%	21
ARDEN COURTS OF WINTER SPRINGS		18	3	14%	21
GRACE WELLNESS CENTER		8	13	62%	21
THRIF-T DRUGS INC		19	2	10%	21
ESTATES MEDICAL CENTER		12	9	43%	21
ORANGE PARK PEDIATRIC ASSOCIATES		10	11	52%	21
CITY OF CLEARWATER EMPLOYEE HEALTH CENTER		10	11	52%	21
NONA PEDIATRIC CENTER		15	6	29%	21
GOOD SAMARITAN MEDICAL CENTER			21	100%	21
NAVAL MEDICAL CENTER SAN DIEGO			21	100%	21
THE VILLAGES HEALTH		12	9	43%	21
CLEVELAND CLINIC FLORIDA		1	20	95%	21
JEFFERSON K-12, A SOMERSET SCHOOL- CLINIC		17	4	19%	21
COLUMBIA MEMORIAL HOSPITAL		21			21
UPMC CHAUTAUQUA AT WCA LABORATORY		20	1	5%	21
CARENOW URGENT CARE-BRENTWOOD		15	6	29%	21
INTERNATIONAL MEDICAL LABORATORY INC		21			21
CONNECTDX		6	15	71%	21
HARLEM HOSPITAL CENTER		20	1	5%	21
Citymd Of Lacey		18	3	14%	21
ST JUDE CHILDRENS RESEARCH HOSPITAL		21			21

COVID-19: testing by laboratory

Data through May 1, 2021 verified as of May 2, 2021 at 09:25 AM

Data in this report are provisional and subject to change.

The numbers in the table below represent the number of Florida and non-Florida residents for whom test results were received by the Department of Health. A person can be tested by more than one laboratory and can have both positive and negative results. **Therefore, the sum of the numbers in each column will be larger than the total number of people tested.**

Reporting lab	Inconclusive	Negative	Positive	Percent positive	Total
PEDIATRIC ASSOCIATES PA		17	4	19%	21
ORLANDO FAMILY PHYSICIANS INC		14	6	30%	20
PROFESSIONAL PARK PEDIATRICS PA			20	100%	20
BAPTIST MEDICAL GRP URGENT CARE & OCC HEALTH AIRPO		20			20
MINUTE CLINIC		2	18	90%	20
VIERA FAMILY MEDICINE AND WELLNESS		16	4	20%	20
FIRST CHOICE PEDIATRICS WINTER SPRINGS		15	5	25%	20
BEST MEDICAL CENTER		11	9	45%	20
GOOD SAMARITAN SOCIETY OF DAYTONA		16	4	20%	20
Floral Health and Rehabilitation, LLC		19	1	5%	20
ODYSSEY HEALTHCARE OF MARION COUNTY, LLC		19	1	5%	20
MINUTECLINIC, LLC #1586		14	6	30%	20
MINUTECLINIC DIAGNOSTIC OF MICHIGAN PC		19	1	5%	20
BAY PEDIATRICS PA		18	2	10%	20
ANYTIME LAB, LLC		18	2	10%	20
SHIELDT3 LLC		20			20
URGENT TEAM		17	3	15%	20
WINSHIPS PHARMACY INC		20			20
STATEN ISLAND UNIVERSITY HOSPITAL		19	1	5%	20
LAKE WORTH MANOR		19	1	5%	20
FAMILY CARE CYPRESS CREEK		1	19	95%	20
ADVENTHEALTH MEDICAL GROUP	1	13	6	30%	20
BROOKDALE MANDARIN CENTRAL		7	13	65%	20
PRIMARY CARE MEDICINE	1	13	6	30%	20
BROWNE MEDICAL		18	2	10%	20
CVS HEALTH, #3396		18	2	10%	20
ST ANTHONY'S HOSP PATIENT CARE SERVICE			20	100%	20
PONCE PLAZA NURSING & REHAB CENTER		4	16	80%	20
MINUTECLINIC DIAGNOSTIC OF RHODE ISLAND, LLC #590		19	1	5%	20
MINUTECLINIC DIAGNOSTIC OF TN PC #566		16	4	20%	20
CONSOLIDATED LAB SERVICES		10	10	50%	20
REDITUS LABORATORIES			20	100%	20
GRAND VILLA OF PALM COAST		20			20
FORT WALTON BEACH DEVELOPMENTAL CENTER		19	1	5%	20
TGH MEDICAL GROUP LABORATORY CARROLLWOOD			20	100%	20
ADVENTIST HEALTH SYSTEM		16	4	20%	20
COMMUNITY HOME HEALTH CARE		20			20
MCWHORTER SCHOOL OF PHARMACY		20			20
KIDSWOOD PEDIATRICS CORP		6	14	70%	20
DEPT OF VA MEDICAL CENTER - BAY PINES			20	100%	20
MEDICAL EXPRESS CORP		18	2	10%	20
CARESPOT OF NOCATEE		1	19	95%	20
THE CANOPY AT HARPER LAKE	1		19	95%	20
AUBURN COMMUNITY HOSPITAL		18	2	10%	20
REGENCY SQUARE MALL - SEARS		3	16	84%	19
INTEGRATED FAMILY MEDICAL CENTER			19	100%	19
MED HEALTH SERVICES		18	1	5%	19

COVID-19: testing by laboratory

Data through May 1, 2021 verified as of May 2, 2021 at 09:25 AM

Data in this report are provisional and subject to change.

The numbers in the table below represent the number of Florida and non-Florida residents for whom test results were received by the Department of Health. A person can be tested by more than one laboratory and can have both positive and negative results. **Therefore, the sum of the numbers in each column will be larger than the total number of people tested.**

Reporting lab	Inconclusive	Negative	Positive	Percent positive	Total
ELTINGVILLE CIRCLE URGENT CARE		18	1	5%	19
CVS MINUTE CLINIC DIAGNOSTIC OF TEXAS, LLC		15	4	21%	19
VALLEY IMMEDIATE CARE		16	3	16%	19
COLLEGE POINT URGENT CARE		16	3	16%	19
MONROE COUNTY DETENTION CENTER			19	100%	19
ROBINSON FAMILY CLINIC PA		10	9	47%	19
ABC PEDIATRICS OF PORT ST LUCIE		17	2	11%	19
MAIMONIDES MEDICAL CENTER		16	3	16%	19
STONE WASH CLINICAL LABORATORIES		2	17	89%	19
ALL PEDIATRIC CARE			19	100%	19
BAPTIST MEMORIAL HEALTH CARE		17	2	11%	19
MC DIAGNOSTIC OF CONNECTICUT, PC #1960		19			19
CITY OF LAKE MARY EMPLOYEE HEALTH CENTER		16	3	16%	19
FLORIDA COMMUNITY HEALTH CENTER OF ST. LUCIE		1	18	95%	19
CORNER OAK ESTATE LLC		19			19
ASHRAF MEDICAL GROUP PLLC DBA PULSE M		18	1	5%	19
CAREHERE- LCS LEESBURG			19	100%	19
EMERALD COAST HOSPICE - CRESTVIEW		19			19
CARE POINT HEALTH & WELLNESS CENTER		19			19
ST. JUDES LABORATORIES		13	6	32%	19
FLORIDA HOSPITAL WINTER GARDEN		15	4	21%	19
ANYLABTESTNOW		6	13	68%	19
BAYVIEW MEDICAL		19			19
BIOREFERENCE LABORATORIES		7	12	63%	19
NO NAME		8	11	58%	19
ROYAL PALM MEDICAL GROUP, INC		19			19
SEVEN RIVERS REGIONAL MEDICAL CENTER		5	14	74%	19
MINUTECLINIC INCORPORATE, LLC		16	3	16%	19
ROBERT WOOD JOHNSON UNIVERSITY HOSP		17	2	11%	19
CLERMONT ADVENTHEALTH CENTRA CARE		1	18	95%	19
MINUTE CLINIC DIAGNOSTIC OF TN PC #64		18	1	5%	19
FOX FAMILY PRACTICE		19			19
BRIDGEWAY HEALTH CLINICS INC			19	100%	19
ST CATHERINE OF SIENA HOSPITAL		17	2	11%	19
MICHELLE S PAGE MD PA		18	1	5%	19
OCEAN REEF MEDICAL CENTER, LLC			19	100%	19
AURORA UNIVERSITY WELLNESS CENTER		19			19
CARESPOT EXPRESS HEALTHCARE			19	100%	19
NANO HEALTH ASSOCIATES LLC		19			19
STAT MEDICAL CLINIC III INC		13	6	32%	19
JACKSON NORTH MEDICAL CENTER		2	17	89%	19
LAB INTERMARKET FACILITY LAB		1	18	95%	19
LOVING CARE OF THE TREASURE COAST LLC	1	13	5	26%	19
CLINIC OF PEDIATRICS & GI MEDICINE INC		1	18	95%	19
JOHNS HOPKINS MEDICAL LABORATORIES		1	18	95%	19
INTEGRATED REGIONAL LABORATORIES - LARGO			19	100%	19
MD PLUS URGENT CARE, LLC			19	100%	19

COVID-19: testing by laboratory

Data through May 1, 2021 verified as of May 2, 2021 at 09:25 AM

Data in this report are provisional and subject to change.

The numbers in the table below represent the number of Florida and non-Florida residents for whom test results were received by the Department of Health. A person can be tested by more than one laboratory and can have both positive and negative results. **Therefore, the sum of the numbers in each column will be larger than the total number of people tested.**

Reporting lab	Inconclusive	Negative	Positive	Percent positive	Total
URGENT CARE & FAMILY PRACTICE CENTER			19	100%	19
VALHALLA MEDICS		19			19
MEDEXPRESS URGENT CARE, MOON TOWNSHIP		17	1	6%	18
CVS PHARMACY		1	17	94%	18
ASCENSION ST VINCENT'S PRIMARY CARE		1	17	94%	18
MI CASA DORADA ASSISTED LIVING FACILIT		18			18
IONA COLLEGE HEALTH & WELLNESS CENTER		18			18
TENDER CARE ALF		18			18
WALGREEN EASTERN CO, INC		18			18
URGENT CARE AT LONGWOOD			18	100%	18
DAVID LAWRENCE CENTER INC		16	2	11%	18
AURORA DIAGNOSTICS		6	12	67%	18
107TH PLACE GROUP HOME		18			18
INTERMOUNTAIN CENTRAL LAB		1	17	94%	18
GENERAL INTERNAL MEDICINE MEDICAL CTR CLINIC		13	5	28%	18
CRANES VIEW LODGE			18	100%	18
MEDEXPRESS URGENT CARE LEWISBURG		17	1	6%	18
PRATTVILLE BAPTIST HOSPITAL		14	4	22%	18
PPD - IXLAYER		17	1	6%	18
BAY COUNTY HEALTH DEPARTMENT		14	4	22%	18
BERGEN NEW BRIDGE M		16	2	11%	18
CABOT RESERVE ON THE GREEN		18			18
CVS MINUTE CLINIC DIAGNOSTIC OF WISCONSIN		18			18
SANTA ROSA COUNTY JAIL - WELLPATH			18	100%	18
CLEVELAND CLINIC			18	100%	18
MINUTECLINIC #8699		14	4	22%	18
AVALON FAMILY RESORT ASSISTED LIVING LLC		18			18
MEDLAB INC		18			18
OSCEOLA ALF OPERATOR, LLC DBA□		18			18
FORT HAMILTON URGENT CARE		18			18
DR PHILLIPS MEDICAL WELLNESS CENTER		13	5	28%	18
BRONSON FIRE DEPARTMENT		18			18
MC DIAGNOSTIC OF CONNECTICUT, PC #775		17	1	6%	18
ADVENT HEALTH - WINTER HAVEN		8	10	56%	18
MOORINGS PARK OAKSTONE AT GREY OAKS		17	1	6%	18
XPRESS WELLNESS URGENT CARE			18	100%	18
TPCA CLINICAL LABORATORIES		15	3	17%	18
UM MILLER SCHOOL OF MEDICINE			18	100%	18
BROOKDALE ST AUGUSTINE		1	17	94%	18
MADISON CORE LABORATORIES		17	1	6%	18
MINUTECLINIC, LLC, DBA MINUTECLINIC #6		16	2	11%	18
MARION COUNTY HEALTH DEPARTMENT		17	1	6%	18
Terrace of Jacksonville		3	15	83%	18
MASSACHUSETTS GENERAL HOSPITAL		1	16	94%	17
MINUTECLINIC DIAGNOSTIC OF TN PC #6415		13	4	24%	17
EAR NOSE & THROAT ASSOCIATES OF MANATEE PA		17			17
UVMMC MICROBIOLOGY		16	1	6%	17

COVID-19: testing by laboratory

Data through May 1, 2021 verified as of May 2, 2021 at 09:25 AM

Data in this report are provisional and subject to change.

The numbers in the table below represent the number of Florida and non-Florida residents for whom test results were received by the Department of Health. A person can be tested by more than one laboratory and can have both positive and negative results. **Therefore, the sum of the numbers in each column will be larger than the total number of people tested.**

Reporting lab	Inconclusive	Negative	Positive	Percent positive	Total
WELLINGTON FAMILY PRACTICE		13	4	24%	17
MINUTE CLINIC DIAGNOSTIC OF SOUTH CAROLINA		13	4	24%	17
MINUTECLINIC DIAGNOSTIC OF OKLAHOMA		14	3	18%	17
DAYTONA BEACH OPC		15	2	12%	17
TGH URGENT CARE - WESTCHASE			17	100%	17
INN AT LAKE SEMINOLE SQUARE, THE		17			17
BROOKDALE CROWN POINT			17	100%	17
CVS NC2357POCT HUNTERSVILLE		15	2	12%	17
ESTATES MEDICAL CENTER INC		4	13	76%	17
MEDEXPRESS URGENT CARE - LAFAYETTE		16	1	6%	17
GENOTOX LABORATORIES		14	3	18%	17
NORTHSIDE HOSPITAL DULUTH		14	3	18%	17
YORKVILLE PEDIATRIC URGENT CARE		17			17
MINUTECLINIC DIAGNOSTIC OF SC, LLC #2		13	4	24%	17
COAST MED URGENT CARE		16	1	6%	17
PALATKA VA CBOC		16	1	6%	17
PARRISH HEALTH CENTER		14	3	18%	17
RIVERSIDE MEDICAL GROUP		16	1	6%	17
PRIMARY CARE WALK IN CLINIC PLLC			17	100%	17
COMMUNITY HEALTH OF SOUTH FLORIDA INC			17	100%	17
STARLING AT NOCATEE			17	100%	17
UC HEALTH UNIVERSITY HOSPITAL		14	3	18%	17
MONTEFIORE ST LUKE'S CORNWALL HOSPITAL		13	4	24%	17
RESOLVE MOLECULAR DIAGNOSTICS		13	4	24%	17
MEDEXPRESS URGENT CARE- MARYLAND		14	3	18%	17
KIMBERLY J HENDERSON MD PC		16	1	6%	17
KIDS CARE PEDIATRICS PA			17	100%	17
HEALTHCARE NOW			17	100%	17
FRUITVILLE URGENT CARE			17	100%	17
MEDEXPRESS URGENT CARE - ROBINSON TWP, STEUBENVILLE PIKE		15	2	12%	17
UNIVERSITY LAB			17	100%	17
CARE NOW, INC		13	4	24%	17
ST JOSEPH HOSPITAL		16	1	6%	17
URGENT CARE OF NEW YORK		16	1	6%	17
CVS MINUTE CLINIC DIAGNOSTIC MED GRP OF CA		17			17
CVS MINUTE CLINIC DIAGNOSTIC OF VIRGINIA		17			17
URGENT CARE WEST CLINIC		14	3	18%	17
SOMA MEDICAL CENTER PA			17	100%	17
SARASOTA MEDICAL CENTER		6	11	65%	17
UNIVERSITY OF ALABAMA - FUNGAL REFERENCE LABORATORY		12	5	29%	17
BRYAN WHITFIELD MEMORIAL HOSPITAL		12	5	29%	17
LYNN KEEFE, MD PEDIATRICS		14	3	18%	17
ADVENT HEALTH - ZEPHYRHILLS			17	100%	17
CALLAWAY CLINIC		12	5	29%	17
GENETIC TECHNOLOGICAL INNOVATIONS			17	100%	17
SAVANNAH STATE UNIVERSITY, COUNSELING		17			17
MARCO DRUGS AND COMPOUNDING		13	4	24%	17

COVID-19: testing by laboratory

Data through May 1, 2021 verified as of May 2, 2021 at 09:25 AM

Data in this report are provisional and subject to change.

The numbers in the table below represent the number of Florida and non-Florida residents for whom test results were received by the Department of Health. A person can be tested by more than one laboratory and can have both positive and negative results. **Therefore, the sum of the numbers in each column will be larger than the total number of people tested.**

Reporting lab	Inconclusive	Negative	Positive	Percent positive	Total
FLORIDA KEYS CONCIERGE MEDICINE, LLC		15	2	12%	17
IXI WELLNESS DALLAS, LLC		17			17
MIRIMUS INC		1	16	94%	17
COMPREHENSIVE CHILDCARE ASSOCIATES		9	8	47%	17
DIEGO FALLON MD PA		6	11	65%	17
ALBIBI		1	16	94%	17
BLOUNT MEMORIAL HOSPITAL		14	3	18%	17
BAY BREEZE HEALTH AND REHABILITATION CENTER		9	8	47%	17
CVS MINUTE CLINIC DIAGNOSTIC PA		13	4	24%	17
Heartland Healthcare Center Boca Raton		2	14	88%	16
INFEXIONSHIELD INC.		16			16
DAVITA DIALYSIS		4	12	75%	16
LILY'S PROMISE AL#12775		16			16
FLORIDA MEDICAL ASSOCIATES LLC		9	7	44%	16
NORTHWEST FLORIDA ENT, PA		5	11	69%	16
TOXUSALABS DBA CONNECTDX LABS		13	3	19%	16
NORTHWEST FLORIDA SLEEP		1	15	94%	16
COMMUNITY CARE CENTER□		15	1	6%	16
RICH STREET GROUP HOME		9	7	44%	16
PANAMA CITY VITAS HOSPICE		16			16
CENTRAL JERSEY URGENT CARE OF EATONTOW		15	1	6%	16
KAILOS GENETICS INC		13	3	19%	16
MINNEOLA PLACE A HOMEBRIDGE COMMUNITY		16			16
PRO HEALTH FAMILY PHYSICIANS, NYSTROM		16			16
JOSEPH MIGNOGNA		13	3	19%	16
WELLSTAR NORTH FULTON HOSPITAL LABORAT		15	1	6%	16
GOOD SAMARITAN SOCIETY		16			16
ST JOSEPHS HOSP OF ATLANTA/CLINIC LAB		14	2	13%	16
URGENT CARE CLINIC OF LINCOLN		14	2	13%	16
MEDICINE AT LONGWOOD		16			16
TINA'S ASSISTED LIVING FACILITY CORP		16			16
SONORA QUEST LABORATORIES			16	100%	16
SRMC AVALON		9	7	44%	16
KETAMINE HEALTH CENTERS AT BONITA SPRINGS, LLC		16			16
SUFFRIDGE DRIVE GROUP HOME		16			16
NEMOURS CHILDREN'S URGENT			16	100%	16
MINUTECLINIC DIAGNOSTIC OF VIRGINIA, LLC #1416		15	1	6%	16
SURGERY CENTER OF CORAL GABLES LLC,THE		12	4	25%	16
TMH FSU RAPID LABORATORY		2	14	88%	16
INTERNAL MEDICINE ASSOCIATES & SPECIALTIES INC		15	1	6%	16
CRUCIAL CARE		10	6	38%	16
JS HEALTHCARE INC		16			16
WELLSTAR COBB HOSPITAL		14	2	13%	16
BVL PEDIATRICS		14	2	13%	16
INDIANA STATE DEPARTMENT OF HEALTH		1	15	94%	16
HODGES CLUSTER		2	14	88%	16
LEHIGH VALLEY HOSPITAL		3	13	81%	16

COVID-19: testing by laboratory

Data through May 1, 2021 verified as of May 2, 2021 at 09:25 AM

Data in this report are provisional and subject to change.

The numbers in the table below represent the number of Florida and non-Florida residents for whom test results were received by the Department of Health. A person can be tested by more than one laboratory and can have both positive and negative results. **Therefore, the sum of the numbers in each column will be larger than the total number of people tested.**

Reporting lab	Inconclusive	Negative	Positive	Percent positive	Total
NORTHERN WESTCHESTER HOSPITAL LABORATORY		14	2	13%	16
OKEECHOBEE HEALTHCARE FACILITY			16	100%	16
UNIVERSITY OF MIAMI MILLER SCHOOL			16	100%	16
MILLENNIUM PHYSICIAN GRP LLC NAPLES PINE RIDGE			16	100%	16
HAWTHORNE INN OF LAKELAND		16			16
LAKEVIEW HEALTH SYSTEMS			16	100%	16
PRESBYTERIAN MEDICAL SERVICES		16			16
BONIFAY NURSING AND REHABILITATION CENTER			16	100%	16
HUDSON VALLEY HOSPITAL CENTER LABORATORY		15	1	6%	16
FAST TRACK URGENT CARE CENTER - TYRONE			16	100%	16
NOVANT HEALTH GOHEALTH URGENT CARE-HARRISBURG		8	8	50%	16
MINUTECLINIC DIAGNOSTIC OF TN PC #643		12	4	25%	16
UNAVAILABLE/UNKNOWN/NO INFORMATION FOUND			16	100%	16
HUNTINGTON URGENT CARE		15	1	6%	16
SELECT PHYSICIANS ALLIANCE		16			16
WALGREENS #07936		15	1	6%	16
XERA MED RESEARCH			16	100%	16
Lab MSMC Hialeah			16	100%	16
PROMEDICA LABORATORIES		11	5	31%	16
MORTON PLANT MEASE			16	100%	16
ST AUGUSTINE PLANTATION		1	15	94%	16
ALL FLORIDA FAMILY & SPORTS MEDICINE		15	1	6%	16
DELIVER MY MEDS CORP		15			15
GNT ASSOCIATES		14	1	7%	15
FLORIDA DEPARTMENT OF HEALTH IN HILLSBOROUGH COUNTY		1	14	93%	15
OPIS ISLAND LAKE CENTER		13	2	13%	15
PREMIER LABORATORY SERVICES, LLC		5	10	67%	15
ST LUKES ROOSEVELT LABORATORY		12	3	20%	15
FAMILY CARE CENTER OF ARLINGTON		10	5	33%	15
MIAMI BEACH MEDICAL GROUP LLC			15	100%	15
CARENOW URGENT CARE-WEST END		10	5	33%	15
WELLMED AT PORT ST LUCIE WEST		10	5	33%	15
LAKE CO SCHOOLS EMPLOYEE HEALTH & WELLNESS CENTER	1	11	3	20%	15
PROHEALTH CARE ASSOCIATES MOBILE		12	3	20%	15
EASTLAKE PEDIATRICS - TRINITY		15			15
MEADOWCREST MOLECULAR DIAGNOSTICS, LLC			15	100%	15
CVS CA9715POCT THOUSAND OAKS		15			15
NOVALIFE MEDSPA			15	100%	15
UNIVERSITY HOSPITAL UC HEALTH		11	4	27%	15
GADSDEN REGIONAL MEDICAL CENTER		15			15
BROOKLYN HOSPITAL CENTER DOWNTOWN CAMPUS		15			15
MILTON 4707		15			15
MC DIAGNOSTIC OF CONNECTICUT PC #459		15			15
MINUTE-CLINIC DIAGNOSTIC OF VIRGINIA, LLC #2003		12	3	20%	15
CVS MINUTE CLINIC, LLC		13	2	13%	15
BESSENT ROAD GROUP HOME		15			15
SINAI HOSPITAL OF BALTIMORE		15			15

COVID-19: testing by laboratory

Data through May 1, 2021 verified as of May 2, 2021 at 09:25 AM

Data in this report are provisional and subject to change.

The numbers in the table below represent the number of Florida and non-Florida residents for whom test results were received by the Department of Health. A person can be tested by more than one laboratory and can have both positive and negative results. **Therefore, the sum of the numbers in each column will be larger than the total number of people tested.**

Reporting lab	Inconclusive	Negative	Positive	Percent positive	Total
MEDI-DRUG INC		13	2	13%	15
ORLANDO HEALTH		2	13	87%	15
Atlanta VAMC		10	5	33%	15
TIFT REGIONAL HEALTH SYSTEM, INC		15			15
BAPTIST MEDICAL CENTER EAST		11	4	27%	15
TELEVISIT MALABAR PEDIATRICS		5	10	67%	15
LONG ISLAND JEWISH VALLEY STREAM		14	1	7%	15
PROMUS DIAGNOSTICS, LLC			15	100%	15
HOLLEY-NAVARRE MEDICAL CLINIC		5	10	67%	15
OPTIONS FOR SENIORS INC DBA PALM KREST MANOR		12	3	20%	15
LAKE NONA MEDICAL SERVICE LLC		13	2	13%	15
MINUTE CLINIC DIAGNOSTIC MED GRP		14	1	7%	15
BAPTIST PRIMARY CARE PONTE VEDRA		9	6	40%	15
DIATHERIX		13	2	13%	15
CVS TX8321POCT MCKINNEY		15			15
CIMA MEDICAL CENTER		14	1	7%	15
PATHLINE			15	100%	15
CARENOW URGENT CARE-DONELSON		12	3	20%	15
WALK IN URGENT CARE			15	100%	15
VERO DIAGNOSTICS		14	1	7%	15
CUSTEAD CARE CENTER HAVEN HOSPICE		12	3	20%	15
CARDIOTHORACIC SURGERY OF HYDE PARK			15	100%	15
STATEN ISLAND UNIVERSITY HOSPITAL SEGUINE AVE		12	3	20%	15
MC DIAGNOSTIC OF CONNECTICUT , PC # 3		13	2	13%	15
SKIN WELLNESS PHYSICIANS LLC		15			15
LEE MEMORIAL HEALTH SYSTEM D/B/A		13	2	13%	15
MC DIAGNOSTIC OF CONNECTICUT, PC #1966		15			15
NORTH COUNTRY FAMILY HEALTH CENTER INC		15			15
VIGILINT HEALTHCARE		13	2	13%	15
HEALTH MED HOME CARE, LLC		15			15
CVS NY491POCT JACKSON HEIGHTS		15			15
MEDLAB ASSOCIATES LLC		15			15
HAVEN HOSPICE IN CHIEFLAND		9	6	40%	15
OAKMONTE VILLAGE OF DAVIE			15	100%	15
MINUTECLINIC DIAGNOSTIC OF RHODE ISLAND		12	3	20%	15
FAMILY CARE			15	100%	15
AJU GEORGE MD PA			15	100%	15
MINUTE CLINIC LLC #5733		15			15
Astoria Health and Rehab		15			15
PT&J REHAB - VILLAGE OF ROYAL PALM BEACH		12	2	14%	14
TAPESTRY TALLAHASSEE WALDEN		14			14
NORTHWESTERN MEMORIAL HOSPITAL			14	100%	14
HEALTHFIRST ADVENT HEALTH CENTRA CARE COCOA BEACH			14	100%	14
NORTHSIDE HOSPITAL FORSYTH		12	2	14%	14
TALLAHASSEE PRIMARY CARE ASSOCIATES PA		12	2	14%	14
TLC FAMILY CARE HOME INC		14			14
Solaris Healthcare Pensacola			14	100%	14

COVID-19: testing by laboratory

Data through May 1, 2021 verified as of May 2, 2021 at 09:25 AM

Data in this report are provisional and subject to change.

The numbers in the table below represent the number of Florida and non-Florida residents for whom test results were received by the Department of Health. A person can be tested by more than one laboratory and can have both positive and negative results. **Therefore, the sum of the numbers in each column will be larger than the total number of people tested.**

Reporting lab	Inconclusive	Negative	Positive	Percent positive	Total
DYNAMIC DNA LAB		1	13	93%	14
SOMA MEDICAL CENTER, P.A.			14	100%	14
BELLEVUE HOSPITAL CENTER DEPARTMENT		14			14
EPIPHANY HEALTH		8	6	43%	14
METHODIST MEDICAL CENTER		11	3	21%	14
QUEENS UNIVERSITY OF CHARLOTTE		14			14
MINUTECLINIC DIAGNOSTIC OF GEORGIA, LL		11	3	21%	14
ARNOT OGDEN MEDICAL CENTER LABORATORY		14			14
FAMILY MEDICINE OF WESTON LLC		6	8	57%	14
MC DIAGNOSTIC OF CONNECTICUT, PC # 257		13	1	7%	14
Hackensack Umc Mountainside		13	1	7%	14
FG RAPID RESULTS LLC		8	6	43%	14
SIGMUND LABS LLC		14			14
MIRACLE ALF INC		14			14
LUCID DIAGNOSTICS LABS			14	100%	14
ADVICE FOR OPTIMAL WELLNESS		11	3	21%	14
MINUTE CLINIC OF KANSAS PA		8	6	43%	14
ST JOSEPH WOMENS HOSPITAL			14	100%	14
MEDEXPRESS URGENT CARE - BENTON HARBOR		14			14
PARROTT MEDICAL CLINIC			14	100%	14
NIGHT OWL PEDIATRICS URGENT CARE			14	100%	14
The Evangelical Lutheran Good Samaritan Society		14			14
MONTEFIORE MEDICAL CENTER LABORATORIES - WEILER		10	4	29%	14
LIFE'S SPECIAL MOMENTS INC		14			14
ALASKA PUBLIC HEALTH LAB		1	13	93%	14
SOUTHEASTERN LABORATORY			14	100%	14
STEWART MELBOURNE HOSPITAL, INC	1		13	93%	14
SUMMIT ATLANTIC SURGERY CENTER		14			14
Crestwood Nursing Center		7	7	50%	14
MINUTECLINIC DIAGNOSTIC OF TN, PC 6438		12	2	14%	14
MONTEFIORE NYACK HOSPITAL AFFILIATED LABORATORY		13	1	7%	14
CVS GA2108POCT NORCROSS		11	3	21%	14
FAMILY PRACTICE ON THE GO		6	8	57%	14
NEW YORK PRESBYTERIAN - LOWER MANHATTAN		14			14
IGENEX INC		14			14
CVS TN5639POCT FARRAGUT		11	3	21%	14
INHEALTH LIFE SCIENCES		6	8	57%	14
HAVEN HOSPICE			14	100%	14
HORIZON MEDICAL GROUP		12	2	14%	14
WALGREENS #06416		13	1	7%	14
COVANCE CENTRAL LABORATORY		1	13	93%	14
ATMORE NURSING CENTER		13	1	7%	14
MINUTECLINIC DIAG OF IND, LLC #6697		13	1	7%	14
POLK CHD BARTOW		13	1	7%	14
MED TECH SERVICES OF PALM BEACH INC		14			14
MINUTECLINIC, LLC, DBA MINUTECLINIC #2		12	2	14%	14
ACCESS HOME HEALTH OF FLORIDA LLC		14			14

COVID-19: testing by laboratory

Data through May 1, 2021 verified as of May 2, 2021 at 09:25 AM

Data in this report are provisional and subject to change.

The numbers in the table below represent the number of Florida and non-Florida residents for whom test results were received by the Department of Health. A person can be tested by more than one laboratory and can have both positive and negative results. **Therefore, the sum of the numbers in each column will be larger than the total number of people tested.**

Reporting lab	Inconclusive	Negative	Positive	Percent positive	Total
MARCO ISLAND MEDICAL CENTER		7	7	50%	14
ALAN L MELOTEK MD		14			14
DESOTO HEALTH AND REHAB LLC		9	5	36%	14
ST CLOUD MEDICAL GROUP		12	2	14%	14
SARASOTA - ROBERT L TAYLOR COMMUNITY CENTER□		1	13	93%	14
MEDI PARTNERS OF S FLORIDA LLC		14			14
CVS HEALTH MINUTE CLINIC		1	13	93%	14
CVS NC187POCT CHARLOTTE		13	1	7%	14
BAPTIST HEALTH			14	100%	14
BOCA SIMON		2	12	86%	14
WESTERN NEW YORK IMMEDIATE MEDICAL CAR		13	1	7%	14
MADISON COUNTY HEALTH DEPARTMENT		7	7	50%	14
RIVERSIDE COTTAGES AT THE SHORES, LLC			14	100%	14
SOUTHEASTERN UNIVERSITY INC		14			14
MINUTECLINIC DIAGNOSTIC OF TN, PC 4992		14			14
CITY OF WEST PALM BEACH EMPLOYEE & FAMILY HEALTH		14			14
MHHS All Lab Subsection		14			14
MELBOURNE FAMILY PRACTICE		12	2	14%	14
UNIVERSITY HOSPITALS OF CLEVELAND		8	6	43%	14
NATIONAL GENETICS INST LABCORP		4	9	69%	13
COMPASS URGENT CARE		8	5	38%	13
MINUTECLINIC, LLC, DBA MINUTECLINIC #6106		11	2	15%	13
SOUTHEAST FAMILY HEALTHCARE CENTER			13	100%	13
SANDGATE GARDENS REHAB & NURSING CENTER		3	10	77%	13
GLENBROOKE AT PALM BAY			13	100%	13
MINUTECLINIC, LLC #1492		13			13
MINUTECLINIC, LLC, MINUTECLINIC #7637		11	2	15%	13
BARRANCO CLINIC,THE	3	9	1	8%	13
LAKELAND REGIONAL HEALTH GRASSLANDS		12	1	8%	13
MOODY MANOR		13			13
Signature Healthcare of Savannah		13			13
MY WELLNESS EXPRESS			13	100%	13
SHELBY COUNTY HEALTH CARE CORPORATION		10	3	23%	13
MEDEXPRESS URGENT CARE-ALTOONA		11	2	15%	13
EAR NOSE AND THROAT ASSOCIATES OF MANATEE, P.A.		10	3	23%	13
MEDEXPRESS URGENT CARE - SALEM		9	4	31%	13
CAN COMMUNITY HEALTH, INC		11	2	15%	13
ORMOND MEDICAL ARTS		3	10	77%	13
BENNETT PEDIATRICS		13			13
BROOKDALE DELAND			13	100%	13
MINUTECLINIC DIAGNOSTIC OF VIRGINIA		13			13
MEDEXPRESS URGENT CARE - CHRISTIANBURG		9	4	31%	13
SUNCOAST COMMUNITY HEALTH CENTERS INC		3	10	77%	13
WALGREENS #04176		10	3	23%	13
URGENT MEDICAL CENTER INC		5	8	62%	13
CVS MINUTE CLINIC DIAGNOSTIC OF TN #3293		12	1	8%	13
GULF COAST MEDICAL GROUP		5	8	62%	13

COVID-19: testing by laboratory

Data through May 1, 2021 verified as of May 2, 2021 at 09:25 AM

Data in this report are provisional and subject to change.

The numbers in the table below represent the number of Florida and non-Florida residents for whom test results were received by the Department of Health. A person can be tested by more than one laboratory and can have both positive and negative results. **Therefore, the sum of the numbers in each column will be larger than the total number of people tested.**

Reporting lab	Inconclusive	Negative	Positive	Percent positive	Total
SOMA MEDICAL CENTER PA #4			13	100%	13
SAMARITAN MEDICAL CENTER		13			13
CVS MINUTE CLINIC DIAG OF IND, LLC #6549		12	1	8%	13
CORAL LANDING ASSISTED LIVING		11	2	15%	13
RED MOUNTAIN DIAGNOSTICS		13			13
MEYER PEDIATRICS CHTD		11	2	15%	13
CULINARY INSTITUTE OF AMERICA STUDENT	3	10			13
MISSOURI DEPARTMENT OF HEALTH AND SENIOR SERVICES			13	100%	13
CVS HEALTH, #2043		13			13
Sunnyside Care Center		13			13
AVENTURA HOSPITAL AND MEDICAL CENTER			13	100%	13
St Joseph's Hospital & Medical Center		12	1	8%	13
CVS MINUTE CLINIC DIAGNOSTIC PA #3060		11	2	15%	13
MERCY MEDICAL CENTER		6	7	54%	13
AFC URGENT CARE - CEDAR GROVE		11	2	15%	13
CROSS CARE CENTER			13	100%	13
MINUTE-CLINIC DIAGNOSTIC OF VIRGINIA, LLC		13			13
WORLD WRESTLING ENTERTAINMENT			13	100%	13
ORCHID COVE		3	10	77%	13
MINUTE CLINIC LLC #2775		12	1	8%	13
MAINSTREET FAMILY SELECT		1	12	92%	13
DEVEREUX FLORIDA CHILDRENS CENTER			13	100%	13
VILLA OF KINGS AND QUEENS OF DELRAY		13			13
PHELPS HOSPITAL LABORATORY		11	2	15%	13
EFFINGER HEALTH, PA		13			13
ESCAMBIA COMMUNITY CLINIC		2	11	85%	13
CONSULATE HEALTH CARE OF PENSACOLA			13	100%	13
ALL 4 KIDZ PEDIATRICS		9	4	31%	13
MEDEXPRESS URGENT CARE - PANTOPS		12	1	8%	13
MINUTE CLINIC LLC #6765		13			13
FLORIDA STATE HOSPITAL			13	100%	13
MINUTECLINIC DIAGNOSTIC OF NORTH CAROLINA, PC		12	1	8%	13
ROCKLEDGE		3	10	77%	13
MINUTE CLINIC LLC #5706		11	2	15%	13
LANE PEDIATRICS PA		1	12	92%	13
VALDOSTA FAMILY MEDICINE		1	12	92%	13
IN-OFFICE LAB		12	1	8%	13
ST CLOUD COMPOUNDING PHARMACY & WELLNESS CENTER		12	1	8%	13
RDX BIOSCIENCE INC		10	3	23%	13
MEDLABS DIAGNOSTICS		11	2	15%	13
AVALON MEDICAL WALK IN CLINIC			13	100%	13
CLINICAL LABORATORY SERVICES			13	100%	13
THE PLAZA AT PARKSQUARE		13			13
OWL NOW URGENT CARE		5	8	62%	13
MINUTECLINIC DIAGNOSTIC OF NEW MEXICO		13			13
PARKWEST MEDICAL CENTER		11	2	15%	13
NORTHEAST PEDIATRICS			13	100%	13

COVID-19: testing by laboratory

Data through May 1, 2021 verified as of May 2, 2021 at 09:25 AM

Data in this report are provisional and subject to change.

The numbers in the table below represent the number of Florida and non-Florida residents for whom test results were received by the Department of Health. A person can be tested by more than one laboratory and can have both positive and negative results. **Therefore, the sum of the numbers in each column will be larger than the total number of people tested.**

Reporting lab	Inconclusive	Negative	Positive	Percent positive	Total
ACM MEDICAL LABORATORY ALLIANCE		10	3	23%	13
HARBOR CHASE OF JACKSONVILLE			13	100%	13
MINUTE CLINIC DIAGNOSTIC OF SC, LLC #42		12	1	8%	13
MINUTECLINIC LLC (1435)		12	1	8%	13
ADVENTHEALTH MEDICAL GROUP CARE CLINIC AT		8	4	33%	12
GULF COAST REGIONAL BLOOD CENTER			12	100%	12
CARENOW URGENT CARE-HERMITAGE		8	4	33%	12
PUTNAM COUNTY HEALTH DEPARTMENT		12			12
FHCP-PORT ORANGE		3	9	75%	12
LIFE CARE OF PORT SAINT LUCIE		3	9	75%	12
FLORIDA DEPT OF HEALTH		4	8	67%	12
Maury Regional Hospital		6	6	50%	12
MINUTECLINIC DIAGNOSTIC OF VIRGINIA, LLC #255		12			12
WANTAGH URGENT CARE		9	3	25%	12
RUSSELL MEDICAL CENTER		11	1	8%	12
FAMILY PRACTICE OF DAVIE INC			12	100%	12
CVS TN5601POCT LENOIR CITY		10	2	17%	12
MINUTECLINIC #788		10	2	17%	12
VA Primary Care Clinic at Meharry		11	1	8%	12
TRANSPLANT GENOMICS INC (EUROFINS)		12			12
Highland Pines Health and Rehab		11	1	8%	12
Lady Lake Specialty Care			12	100%	12
GLEN OAKS HEALTH AND REHABILITATION CENTER			12	100%	12
Rosewood Healthcare and Rehabilitation Center		5	7	58%	12
CARROLL GARDENS URGENT CARE		12			12
JOHN W NORRIS III MD PA	1		11	92%	12
MINUTECLINIC LLC # 3401		12			12
COLLIER HMA PHYSICIAN MANAGEMENT, LLC		2	10	83%	12
ST. PETERSBURG PEDIATRICS			12	100%	12
VIBRANT AMERICA		10	2	17%	12
BRITO MEDICAL CENTER		10	2	17%	12
BAYONET POINT HOSPITAL			12	100%	12
MERIDIAN AT WATERWAYS, THE		10	2	17%	12
BROOKDALE CITRUS			12	100%	12
PANCARE HEALTH - WEWA ELEMENTARY			12	100%	12
CAPE CORAL URGENT CARE		9	3	25%	12
COLLIER COUNTY HEALTH DEPT.		7	5	42%	12
ACCENTCARE		12			12
LAB UNKNOWN		1	11	92%	12
MEDEXPRESS URGENT CARE - MONROE		12			12
RICHMOND UNIVERSITY MEDICAL CENTER		10	2	17%	12
MINUTECLINIC, LLC #244		11	1	8%	12
TMH PHYSICIAN PARTNERS - MONTICELLO		10	2	17%	12
MEDEXPRESS URGENT CARE-LATROBE		11	1	8%	12
BRIDGE DIAGNOSTICS			12	100%	12
LEON CHD		12			12
OHIO STATE UNIVERSITY MEDICAL CENTER			12	100%	12

COVID-19: testing by laboratory

Data through May 1, 2021 verified as of May 2, 2021 at 09:25 AM

Data in this report are provisional and subject to change.

The numbers in the table below represent the number of Florida and non-Florida residents for whom test results were received by the Department of Health. A person can be tested by more than one laboratory and can have both positive and negative results. **Therefore, the sum of the numbers in each column will be larger than the total number of people tested.**

Reporting lab	Inconclusive	Negative	Positive	Percent positive	Total
WALGREEN #6538		12			12
CVS MINUTE CLINIC DIAGNOSTIC		11	1	8%	12
SUWANNEE COUNTY JAIL		11	1	8%	12
DIAMOND SPEEDWAY DIALYSIS		1	11	92%	12
CVS TX7162POCT HOUSTON		12			12
MINUTECLINIC DIAGNOSTIC OF PA, LLC (1036)		10	2	17%	12
SENIOR HOME CARE INC		12			12
SUMTER COUNTY HEALTH DEPARTMENT		7	5	42%	12
GEORGE W FERGUSON MD-CONCIERGE MEDICAL SERVICES PL		11	1	8%	12
PHASE2 LABS	2	8	2	17%	12
MINUTECLINIC DIAGNOSTIC OF NEW JERSEY, LLC # 7069		12			12
DYNAMIC HEALTH CENTERS INC		8	4	33%	12
THE POTTER'S HOUSE AT CANNON POINT		12			12
MERCY HEALTH—MUSKEGON		7	5	42%	12
APPLE DIAGNOSTICS LAB		5	7	58%	12
MINUTE CLINIC DIAGNOSTIC OF NORTH CAROLINA		12			12
CVS MINUTE CLINIC DIAGNOSTIC MED GRP OF SAN		10	2	17%	12
MEDEXPRESS URGENT CARE - MAPLE DRIVE		11	1	8%	12
MINUTECLINIC DIAGNOSTIC OF TN PC #386		11	1	8%	12
VITALANT		1	11	92%	12
ACADIAN DIAGNOSTIC LABORATORIES		8	4	33%	12
HIRAM COLLEGE HEALTH CENTER (ABBOTT)		12			12
URGENT TEAM MANAGEMENT OF TENNESSEE		10	2	17%	12
MEDEXPRESS URGENT CARE - BEECH GROVE		11	1	8%	12
FYZAMEDICAL, LLC		9	3	25%	12
VILLA HEALTH NH LLC		10	2	17%	12
MINUTECLINIC DIAGNOSTIC OF TN, PC 6304		10	2	17%	12
QHG OF ENTERPRISE INC (DBA MEDICAL CTR		12			12
CVS MINUTE CLINIC, LLC #22		11	1	8%	12
FAMILY MEDICINE AT HUNTERS CREEK		12			12
MINUTECLINIC DIAGNOSTIC OF TN PC #240		10	2	17%	12
CARE FAST MURABELLA		7	5	42%	12
CLEVELAND TENNESSEE HOSPITAL COMPANY		11	1	8%	12
BROWARD DIALYSIS			12	100%	12
MEDEXPRESS URGENT CARE MONACA		12			12
MI2297090CV HOLLAND-23D2189684		12			12
MINUTECLINIC DIAGNOSTIC OF ILLINOIS LL		10	2	17%	12
WOODLAND TOWERS		6	6	50%	12
NAPLES GREEN VILLAGE		12			12
CARLOS PORTU MD, PLLC			12	100%	12
PICHARDO CLINIC, THE		10	2	17%	12
MEDEXPRESS URGENT CARE CHARLESTON		8	4	33%	12
SAMARITAN HOSPITAL LABORATORY		11	1	8%	12
GENESIS		8	4	33%	12
FAMILY MEDICINE AT LONGWOOD			12	100%	12
VERITAS RESEARCH CORP			12	100%	12
ADVENTIST HEALTH SYSTEM FLORIDA DEPT OF HEALTH		7	5	42%	12

COVID-19: testing by laboratory

Data through May 1, 2021 verified as of May 2, 2021 at 09:25 AM

Data in this report are provisional and subject to change.

The numbers in the table below represent the number of Florida and non-Florida residents for whom test results were received by the Department of Health. A person can be tested by more than one laboratory and can have both positive and negative results. **Therefore, the sum of the numbers in each column will be larger than the total number of people tested.**

Reporting lab	Inconclusive	Negative	Positive	Percent positive	Total
FLORIDA DEPARTMENT OF HEALTH WASHINGTON COUNTY		7	5	42%	12
Westchester General Hospital			12	100%	12
ORLANDO FAMILY MEDICAL INC		12			12
DEPARTMENT OF PUBLIC HEALTH		12			12
ST PETER'S UNIVERSITY HOSPITAL		9	3	25%	12
IREPERTOIRE_MOL_LAB		12			12
LONGWOOD PEDIATRICS LLC			12	100%	12
WINTER PARK CARE AND REHABILITATION			11	100%	11
UMHC/SYLVESTER AT KENDALL		1	10	91%	11
CVS MINUTE CLINIC DIAGNOSTIC OF TEXAS,LLC		9	2	18%	11
CVS CA9165POCT SAN DIEGO		11			11
ASSOCIATES MD CYPRESS CREEK			11	100%	11
WALK IN MEDICAL URGENT CARE PC		11			11
CURATIVE		1	10	91%	11
URGENT CARE OF LONGWOOD		1	10	91%	11
PHYSICIANS REGIONAL MEDICAL CTR - COLLIER BLVD			11	100%	11
STUYVESANT URGENT CARE		11			11
HEALTH NETWORK LABORATORIES		7	4	36%	11
ALCOVE ASSISTED LIVING FACILITY		11			11
MINUTECLINIC DIAGNOSTIC OF MINNESOTA		11			11
ASSOCIATES IN MEDICINE		7	4	36%	11
MINUTECLINIC DIAGNOSTIC OF ILLINOIS		9	2	18%	11
MINUTECLINIC #8760		11			11
ELITE HOME HEALTH SERVICES		11			11
NHC HealthCare Anniston		11			11
45TH 1		11			11
MINUTECLINIC DIAGNOSTICS OF IND, LLC		11			11
ILLINOIS DEPT OF PUBLIC HEALTH LAB - SPRINGFIELD			11	100%	11
PALM BEACH PATHOLOGY		9	2	18%	11
CVS PA1671POCT LANCASTER		11			11
CVS CA9113POCT CHULA VISTA		11			11
NIGHT LITE PEDIATRICS CENTER		1	10	91%	11
BIOTECH CLINICAL LABORATORIES, INC.		1	10	91%	11
Manor Care of Dunedin		7	4	36%	11
BLOOMINGDALE PEDIATRIC ASSOCIATES PA			11	100%	11
NEW HAMPSHIRE DEPARTMENT OF HEALTH AND HUMAN SERVICES		3	8	73%	11
St. Annes Nursing Center, St. Annes Residence, Inc.		11			11
PINELLAS COUNTY HEALTH DEPARTMENT		2	9	82%	11
SEMINOLE COUNTY CORRECTIONAL FACILITY		1	10	91%	11
MEDEXPRESS URGENT CARE - WINCHESTER GATEWAY		9	2	18%	11
OPTUM PRIMARY CARE		1	10	91%	11
WELLMED AT SOUTH PARSONS		9	2	18%	11
WATSON HEALTHCARE		8	3	27%	11
CROSSROADS URGENT CARE, PLLC		11			11
MONROE COUNTY FIRE RESCUE		10	1	9%	11
FRESENIUS KIDNEY CARE DUNEDIN			11	100%	11
CREATIVE TESTING SOLUTIONS		4	7	64%	11

COVID-19: testing by laboratory

Data through May 1, 2021 verified as of May 2, 2021 at 09:25 AM

Data in this report are provisional and subject to change.

The numbers in the table below represent the number of Florida and non-Florida residents for whom test results were received by the Department of Health. A person can be tested by more than one laboratory and can have both positive and negative results. **Therefore, the sum of the numbers in each column will be larger than the total number of people tested.**

Reporting lab	Inconclusive	Negative	Positive	Percent positive	Total
TELEVISIT PALM BAY FAMILY PRACTICE		9	2	18%	11
TRIDENT BIOMETRICS		10	1	9%	11
AZALEA HEALTH		2	9	82%	11
METHODIST HOSPITAL			11	100%	11
VIRTUA WEST JERSEY HOSPITAL VOORHEES		9	2	18%	11
MEDEXPRESS URGENT CARE PARKERSBURG		9	2	18%	11
KIDSVILLE PEDIATRICS			11	100%	11
PRIME MEDICAL CARE, LLC		11			11
BOCA RATON REGIONAL HOSPITAL LAB			11	100%	11
CVS MO8590POCT KANSAS CITY		7	4	36%	11
MINUTECLINIC DIAGNOSTIC OF MAINE, LLC		9	2	18%	11
APPALACHIAN REGIONAL HEALTHCARE SYSTEM		10	1	9%	11
REDMED CLINIC OF ARLINGTON		10	1	9%	11
MONROE COUNTY HOSPITAL		8	3	27%	11
MEDICAL CENTER AFFILIATES WEST PALM			11	100%	11
CVS TX8351POCT BEAUMONT		10	1	9%	11
FAMILY HEALTH CENTER AT PORT ST JOHN		4	7	64%	11
MINUTECLINIC DIANOSTIC OF VIRGINA, LL		10	1	9%	11
CENTRAL JERSEY URGENT CARE		10	1	9%	11
PRIMECARE ACQUISITION FAMILY PRACTICE INC		11			11
CARINGTON MANOR		11			11
CULVER-STOCKTON COLLEGE		9	2	18%	11
GOLDMAN SACHS HEALTH CENTER	1	9	1	9%	11
MINUTECLINIC, DIAGNOSTIC OF TEXAS, LL		10	1	9%	11
MINUTECLINIC MINUTECLINIC #8505		9	2	18%	11
SEMORAN FAMILY HEALTH LLC		10	1	9%	11
ORLANDO HEALTH PHYSICIAN ASSOCIATES		4	7	64%	11
JBSA-SAM HOUSTON			11	100%	11
PASSPORT HEALTH			11	100%	11
COLISEUM MED CTR LLC/COLISEUM MED CTRS		8	3	27%	11
CVS SC4286POCT EASLEY		5	6	55%	11
MC DIAGNOSTIC OF CONNECTICUT, PC #1043		11			11
STPET		9	2	18%	11
THOMAS JEFFERSON UNIVERSITY HOSPITAL		4	7	64%	11
CLAYMED OF NORTH FLORIDA			11	100%	11
MOUNT DORA PEDIATRICS		9	2	18%	11
MEDEXPRESS URGENT CARE - FORT WORTH S		9	2	18%	11
VITAS HEALTH INC		5	6	55%	11
MINUTECLINIC LLC #5176		8	3	27%	11
NORTH OKALOOSA PHYSICIAN GROUP		10	1	9%	11
HNL LAB MEDICINE		8	3	27%	11
MICHIGAN DEPARTMENT OF COMMUNITY HEALTH		1	10	91%	11
WINKLER COURT□		9	2	18%	11
UNIVERSITY CENTRA CARE		10	1	9%	11
AIM LABORATORIES			11	100%	11
BENSONHURST URGENT CARE		10	1	9%	11
ATHENS VETERINARY DIAGNOSTIC LABORATOR		11			11

COVID-19: testing by laboratory

Data through May 1, 2021 verified as of May 2, 2021 at 09:25 AM

Data in this report are provisional and subject to change.

The numbers in the table below represent the number of Florida and non-Florida residents for whom test results were received by the Department of Health. A person can be tested by more than one laboratory and can have both positive and negative results. **Therefore, the sum of the numbers in each column will be larger than the total number of people tested.**

Reporting lab	Inconclusive	Negative	Positive	Percent positive	Total
ALBION COLLEGE (ABBOTT)		11			11
MINUTE CLINIC, LLC #4650		10	1	9%	11
CARENOW URGENT CARE-GREEN HILLS		10	1	9%	11
CORONA NYC LAB		10	1	9%	11
TROPICANA		5	6	55%	11
THE TERRACE OF SAINT CLOUD		9	2	18%	11
DOCTORS EXPRESS OF ST PETERSBURG		1	10	91%	11
CVS TN2179POCT MURFREESBORO		10	1	9%	11
HEWLETT URGENT CARE, PLLC		11			11
MINUTECLINIC, LLC #1470		10	1	9%	11
ALACHUA			11	100%	11
MINUTECLINIC DIAGNOSTIC OF NEW JERSEY,		10	1	9%	11
UNIVERSITY OF MIAMI MILLER SCHOOL OF MEDICINE			11	100%	11
MINUTE-CLINIC DIAGNOSTIC OF VIRGINIA,		10	1	9%	11
NIGHT LITE PEDIATRICS CENTER, LLC		1	10	91%	11
AHMG LAKE NONA PRIMARY CARE		11			11
CVS GA2147POCT KENNESAW		7	4	36%	11
MINUTE CLINIC LLC # 2033		10	1	9%	11
UF HEALTH		1	10	91%	11
GUIDANCE / CARE CENTER, INC		11			11
ST VINCENT'S ST CLAIR		8	3	27%	11
DMH STEINHATCHEE FAMILY MEDICINE		8	3	27%	11
CVS MA6505POCT NEWTON		11			11
GENOPTIX MEDICAL LABORATORY		10	1	9%	11
MAINSTREET FAMILY CARE			10	100%	10
MEDEXPRESS URGENT CARE - FAYETTEVILLE		8	2	20%	10
WHEELER LABORATORY		9	1	10%	10
VETERNANS ADMINISTRATION			10	100%	10
PIEDMONT ATHENS REGIONAL MEDICAL		8	2	20%	10
MINUTECLINIC DIAG OF IND, LLC #2387		8	2	20%	10
IMMUNOGENOMICS LLC		6	4	40%	10
HEART OF FLORIDA HEALTH CENTER INC		3	7	70%	10
TENNESSEE DEPARTMENT OF HEALTH (TDH) - CENTRAL LABORATORY		2	8	80%	10
BLOOMIN BRANDS WELLNESS CENTER		9	1	10%	10
DOH-TAMPA BRANCH LABORATORY (MLK BLVD)		4	6	60%	10
ARBORS OF GULF BREEZE, THE		8	2	20%	10
DES PLAINES CLINICAL LAB		3	7	70%	10
CBC LAB		3	7	70%	10
EXPRESS TEST			10	100%	10
SAVANNAH MANOR ASSISTED LIVING COMMUNITY			10	100%	10
MINUTE CLINIC DIAGNOSTIC OF VIRGINIA, LLC #1905		10			10
CHRISTUS ST VINCENT LABORATORY - ZIA		10			10
BETH ISRAEL MEDICAL CENTER LABS		9	1	10%	10
CVS NC7213POCT MATTHEWS		8	2	20%	10
CVS OH3301POCT WOODMERE		10			10
NORTHSIDE HOSPITAL ATLANTA		4	6	60%	10
KEY WEST URGENT CARE, INC		3	7	70%	10

COVID-19: testing by laboratory

Data through May 1, 2021 verified as of May 2, 2021 at 09:25 AM

Data in this report are provisional and subject to change.

The numbers in the table below represent the number of Florida and non-Florida residents for whom test results were received by the Department of Health. A person can be tested by more than one laboratory and can have both positive and negative results. **Therefore, the sum of the numbers in each column will be larger than the total number of people tested.**

Reporting lab	Inconclusive	Negative	Positive	Percent positive	Total
PBC PREMIER FAMILY HEALTH			10	100%	10
MC DIAGNOSTIC OF CONNECTICUT, PC #114		10			10
SUPERIOR RESIDENCES OF CLERMONT		2	8	80%	10
MINUTECLINIC DIAGNOSTIC OF TN PC #5671		6	4	40%	10
CVS TX7827POCT ROUND ROCK		10			10
HIGH TOWER ALF LLC		9	1	10%	10
ONEIDA HEALTHCARE CENTER		8	2	20%	10
MINUTECLINIC, LLC, DBA MINUTECLINIC #4		9	1	10%	10
BAYSIDE URGENT CARE CENTER INC		1	9	90%	10
NEW JERSEY DEPARTMENT OF HEALTH COMMUNICABLE DISEASE SERVICE		3	7	70%	10
MINUTE CLINIC DIAG OF IND LLC #8674		10			10
ELLIS HOSPITAL LABORATORY		9	1	10%	10
ORLANDO MEDICAL CENTER PL		1	9	90%	10
FLEMING ISLAND CENTER FOR CLINICAL RESEARCH		10			10
RPC@HODGES		2	8	80%	10
VASCONCELLO COHEN MD PA		9	1	10%	10
BELLE GLADES HEALTH CLINIC			10	100%	10
BETTER AT HOME		10			10
SOUTH FLORIDA ENT ASSOCIATES, INC			10	100%	10
BROWARD MEDICAL AND URGENT CARE		10			10
PALM BEACH CDH - DELRAY BEACH			10	100%	10
OKLAHOMA STATE DEPARTMENT OF HEALTH-PUBLIC HEALTH LABORATORY			10	100%	10
CVS GA3766POCT DACULA		8	2	20%	10
CORONA PATHOLOGY		10			10
ADVENTHEALTH MEDICAL GROUP INTERNAL MEDICINE		8	2	20%	10
COMMUNITY HEALTH CENTER		2	8	80%	10
PANCARE HEALTH - VERNON ELEMENTARY			10	100%	10
CVS PA6902POCT BRYN MAWR		8	2	20%	10
AMERICAN HOUSE FORT MYERS		10			10
CARENOW URGENT CARE-MT JULIET		8	2	20%	10
UNIVERSITY MEDICAL CENTER		8	2	20%	10
Avalon Healthcare and Rehabilitation Center			10	100%	10
ALABAMA DEPARTMENT OF PUBLIC HEALTH		1	9	90%	10
MEDICAL LABORATORY DIAGNOSTICS			10	100%	10
CARESOUTH HHA HOLDINGS OF THE BAY AREA LLC		10			10
MINUTECLINIC, LLC #4682		5	5	50%	10
LUXOR SCIENTIFIC LLC		1	9	90%	10
LEE COMMUNITY HEALTHCARE INC DUNBAR		8	2	20%	10
ALBANY MEDICAL CENTER		9	1	10%	10
MEDEX REGIONAL LABORATORIES LLC		1	9	90%	10
CARENOW URGENT CARE - EAST NASHVILLE		8	2	20%	10
CITY OF TALLAHASSEE		10			10
CVS CT1123POCT SOUTHBURY		10			10
MINUTE CLINIC INCORPORATE		10			10
ANY LAB TEST NOW INC			10	100%	10
CVS SC7556POCT WEST COLUMBIA		9	1	10%	10
WILLIAMSBURGH CHAI CARE		9	1	10%	10

COVID-19: testing by laboratory

Data through May 1, 2021 verified as of May 2, 2021 at 09:25 AM

Data in this report are provisional and subject to change.

The numbers in the table below represent the number of Florida and non-Florida residents for whom test results were received by the Department of Health. A person can be tested by more than one laboratory and can have both positive and negative results. **Therefore, the sum of the numbers in each column will be larger than the total number of people tested.**

Reporting lab	Inconclusive	Negative	Positive	Percent positive	Total
URGENT CARE CENTER AT PINNACLE		4	6	60%	10
MEDEXPRESS URGENT CARE, JOHNSTOWN		9	1	10%	10
MINUTECLINIC DIAGNOSTIC OF OHIO #3407		9	1	10%	10
COLLIER BLVD HMA PHYSICIAN MANAGEMENT,, LLC			10	100%	10
CVS NC7051POCT WAKE FOREST		10			10
MEDEXPRESS URGENT CARE - WASHINGTON		8	2	20%	10
NOT INDICATED		1	9	90%	10
ST JOSEPH'S HOSPITAL NORTH LABORATORY			10	100%	10
SARASOTA PERSONAL MEDICINE		7	3	30%	10
ISLAND COAST PEDIATRICS IN-HOUSE LAB		10			10
BERRYHILL MANOR		10			10
KR AT COLLEGE HARBOR		10			10
PALMS WEST HOSPITAL			10	100%	10
KEY TRAINING CENTER			10	100%	10
DOMINICAN COLLEGE STUDENT HEALTH CENTE		8	2	20%	10
MINUTECLINIC DIAGNOSTIC OF NORTH CAROLINA PC #5341		7	3	30%	10
FLORIDA CLINICAL LAB		1	9	90%	10
CVS SC7334POCT LEXINGTON		9	1	10%	10
MINUTE CLINIC LLC #4017		10			10
NASCAR EVENT MANAGEMENT, LLC		10			10
WALK-IN MEDICAL CARE			10	100%	10
ARCHBOLD MEMORIAL HOSPITAL/LAB		3	7	70%	10
GILCHRIST COUNTY FIRE DEPARTMENT		4	6	60%	10
ILLINOIS DEPARTMENT OF PUBLIC HEALTH		2	8	80%	10
BEAUMONT LABORATORY			10	100%	10
ROSEMONT GARDENS INC		9	1	10%	10
BROWARD HEALTH CARE			10	100%	10
NATURE COAST REGIONAL MEDICAL CENTER		1	9	90%	10
MINUTE CLINIC LLC #1909		10			10
MOLECULAR PATHOLOGY LABORATORY			10	100%	10
MOSOLF PEDIATRICS			10	100%	10
GLADES COUNTY DETENTION CENTER		1	9	90%	10
ELEMENT PRIMARY CARE LLC		9	1	10%	10
BROOKDALE PANAMA CITY		9	1	10%	10
EMERGENCY MEDICAL CENTER		4	6	60%	10
PRORENATA LABS		2	8	80%	10
MEDEXPRESS URGENT CARE-KATY		7	3	30%	10
CHILDREN'S HEALTHCARE OF ATLANTA/EGLESTON		10			10
NORTON HEALTHCARE			10	100%	10
LAKE BALDWIN CBOC		9	1	10%	10
THE MARY IMOGENE BASSETT HOSPITAL		10			10
VENICE GREEN VILLAGE		3	7	70%	10
LAWRENCE TECHNOLOGICAL UNIVERSITY		10			10
WALGREENS #10972	1	9			10
HCR MANORCARE		10			10
PLYMOUTH HARBOR INCORPORATED		9	1	10%	10
ACCESS PHARMACY		10			10

COVID-19: testing by laboratory

Data through May 1, 2021 verified as of May 2, 2021 at 09:25 AM

Data in this report are provisional and subject to change.

The numbers in the table below represent the number of Florida and non-Florida residents for whom test results were received by the Department of Health. A person can be tested by more than one laboratory and can have both positive and negative results. **Therefore, the sum of the numbers in each column will be larger than the total number of people tested.**

Reporting lab	Inconclusive	Negative	Positive	Percent positive	Total
JOHNS HOPKINS ALL CHILDRENS			10	100%	10
CHEMISYS LABORATORIES		2	8	80%	10
CUMBERLAND HEIGHTS		10			10
COMPASS PROVIDENCE URGENT CARE LLLP			9	100%	9
CVS NJ617POCT CEDAR GROVE		8	1	11%	9
PUTNAM FAMILY CARE INC		3	6	67%	9
WINDSOR OF GAINESVILLE		9			9
MINUTECLINIC DIAGNOSTIC MED GRP OF CA		8	1	11%	9
VETERANS AFFAIRS MEDICAL CENTER - OUTPATIENT			9	100%	9
CVS CT1109POCT BETHEL		9			9
HENDRY/GLADES COUNTY HEALTH DEPARTMENT		8	1	11%	9
SUNCREST OMNI		9			9
UHEALTH UNIVERSITY OF MIAMI			9	100%	9
CVS NY549POCT RIDGEWOOD		6	3	33%	9
ST VINCENT'S CHILTON		7	2	22%	9
MINUTE CLINIC #8979		8	1	11%	9
REMISE OCCUPATIONAL HEALTH SOLUTIONS INC			9	100%	9
WESTCHESTER GENERAL HOSPITAL BLOOD GAS LAB			9	100%	9
MIAMI COMPREHENSIVE MEDICINE GROUP PA		4	5	56%	9
FHPG_EXP CARE W HILLSBOROUGH		1	8	89%	9
DEPT OF VA MEDICAL CENTER - RICHMOND		8	1	11%	9
MEDEXPRESS ELKINS		9			9
CAYUGA COUNTY HEALTH DEPARTMENT		8	1	11%	9
CHIEFLAND MEDICAL CENTER LLC			9	100%	9
BAYFRONT HEALTH ST PETERSBURG		8	1	11%	9
BEAUMONT EMERGENCY CENTER			9	100%	9
ALLIANCE HEALTH AND REHABILITATION CENTER		9			9
CVS DC1340POCT WASHINGTON		9			9
INSPIRED LIVING AT PALM BAY		7	2	22%	9
CORE OCCUPATIONAL RESOURCES, LLC		5	4	44%	9
LISTENING DOCTOR PLLC, THE		3	6	67%	9
MONTEFIORE MEDICAL CENTER LABORATORIES - NORTH		9			9
CIAN DIAGNOSTICS			9	100%	9
ENCOMPASS HOME HEALTH OF THE SOUTHEAST LLC		9			9
BRENNITY AT VERO BEACH, THE			9	100%	9
CHILDREN'S HEALTH CENTER INC.		7	2	22%	9
COMMUNITY MEDICAL AND DENTAL CARE INC		9			9
WINDSOR OF SAN PABLO, THE		6	3	33%	9
MEDERI CARETENDERS VS OF SE FL LLC DBA		8	1	11%	9
BIRMINGHAM VAMC		5	4	44%	9
CVS TN7289POCT SIGNAL MOUNTAIN		9			9
PONTE VEDRA PLASTIC SURGERY		9			9
PATEL MEDICAL VENTURES		8	1	11%	9
PEDIATRIC HEALTH CARE ALLIANCE			9	100%	9
PALM BAY URGENT CARE PL		1	8	89%	9
ORLANDO FAMILY PHYSICIANS			9	100%	9
MEDEXPRESS URGENT CARE - STAUNTON		5	4	44%	9

COVID-19: testing by laboratory

Data through May 1, 2021 verified as of May 2, 2021 at 09:25 AM

Data in this report are provisional and subject to change.

The numbers in the table below represent the number of Florida and non-Florida residents for whom test results were received by the Department of Health. A person can be tested by more than one laboratory and can have both positive and negative results. **Therefore, the sum of the numbers in each column will be larger than the total number of people tested.**

Reporting lab	Inconclusive	Negative	Positive	Percent positive	Total
CVS PA233POCT NEWTOWN SQUARE		9			9
WADSWORTH CENTER - DAVID AXELROD INSTITUTE		8	1	11%	9
RANDOLPH DIABETES AND WELLNESS		8	1	11%	9
CITYMD		1	8	89%	9
JACKSON CLINIC PA,THE		5	4	44%	9
BREVARD FAMILY WALK IN CLINIC			9	100%	9
MEDICANA NURSING AND REHAB CENTER			9	100%	9
GCPM MANUAL MICROBIOLOGY		1	8	89%	9
LOREY ALF		9			9
MAGNOLIA MANOR			9	100%	9
MINUTECLINIC DIAGNOSTIC OF VIRGINIA, LLC #1656		9			9
PRIMARY CARE SPECIALISTS OF ORLANDO		8	1	11%	9
CVS PA4077POCT BELLE VERNON		9			9
MOBILE RESPONSE DIAGNOSTICS LLC		8	1	11%	9
LONG ISLAND JEWISH FOREST HILLS HOSPITAL		9			9
MINUTECLINIC DIAGNOSTIC OF SC, LLC #7		7	2	22%	9
IMMACULATE HOUSE AT COUNTRYSIDE		9			9
ADVENTHEALTH MEDICAL GROUP FAMILY AND INTERNAL		8	1	11%	9
MINUTE CLINIC LLC #1448		8	1	11%	9
KINDRED_AIMS		9			9
CVS PHARMACY NO 274		9			9
MANATEE COUNTY CENTRAL JAIL		9			9
RIVERVIEW REGIONAL MEDICAL CENTER		7	2	22%	9
CVS MINUTE CLINIC DIAGNOSTIC OF KANSAS, PA		9			9
IU HEALTH PATHOLOGY		1	8	89%	9
GO PATH LABORATORIES			9	100%	9
Sunset Lake Health and Rehabilitation Center		8	1	11%	9
HARMONIOUS HOME HEALTH, LLC		9			9
MINUTECLINIC, LLC #03268		8	1	11%	9
MEDEXPRESS URGENT CARE - RICHMOND, NINE MILE RD		8	1	11%	9
SYNEXUS CLINICAL RESEARCH US INC		2	7	78%	9
ETHOS LABORATORIES		7	2	22%	9
NORTHSIDE HOSPITAL		2	7	78%	9
MINUTECLINIC DIAGNOSTIC OF TN PC #242		6	3	33%	9
SEACOAST PATHOLOGY PROFESSIONAL ASSOC		9			9
MINUTECLINIC #2860		6	3	33%	9
DIXITKUMAR N MODI MD PA			9	100%	9
FLORIDA CENTER FOR DERMATOLOGY LABORATORY			9	100%	9
NORTHWEST FLORIDA COMMUNITY HOSPITAL LABORATORY		8	1	11%	9
VAIL VALLEY MEDICAL CENTER			9	100%	9
MARINA ISLE ASSISTED LIVING		9			9
URGENT TEAM - HUNTSVILLE		7	2	22%	9
MIDMICHIGAN MEDICAL CENTER			9	100%	9
CFS WELLNESS AND MED SPA LLC			9	100%	9
SOMA MEDICAL CENTER MD PA #7 PEDIATRICS			9	100%	9
CVS RI1717POCT 1 CVS DR			9	100%	9
PRECISION GENETICS			9	100%	9

COVID-19: testing by laboratory

Data through May 1, 2021 verified as of May 2, 2021 at 09:25 AM

Data in this report are provisional and subject to change.

The numbers in the table below represent the number of Florida and non-Florida residents for whom test results were received by the Department of Health. A person can be tested by more than one laboratory and can have both positive and negative results. **Therefore, the sum of the numbers in each column will be larger than the total number of people tested.**

Reporting lab	Inconclusive	Negative	Positive	Percent positive	Total
CHAPTERS HEALTH HOSPICE		9			9
CVS NC3319POCT CHARLOTTE		6	3	33%	9
ORLANDO HEALTH PHYSICIAN GROUP INC		6	3	33%	9
NORTHSHORE UNIVERSITY HEALTHSYSTEM EVANSTON HOSPITAL LAB			9	100%	9
TRINITY PEDIATRICS			9	100%	9
ACCESS CARE MEDICAL GROUP LLC		2	7	78%	9
MINUTECLINIC DIAGNOSTIC OF NORTH CAROLINA PC #7054		6	3	33%	9
JOHN T MATHER MEMORIAL HOSPITAL LABORATORY		8	1	11%	9
OMNI			9	100%	9
SV DIAGNOSTIC LAB			9	100%	9
FLORIDA MENTOR		7	2	22%	9
CLEARWATER PEDIATRIC CARE		1	8	89%	9
MINUTECLINIC, LLC #09202		7	2	22%	9
MINUTE CLINIC DIAGNOSTIC OF VIRGINIA, LLC #7543		7	2	22%	9
OUR HOME AT BEACON HILL			9	100%	9
WATERFORD AT CREEKSIDE, THE			9	100%	9
MINUTE CLINIC LLC #10203		7	2	22%	9
LPG PRIMARY CARE AT LABELLE		7	2	22%	9
MEDEXPRESS URGENT CARE - BATTLE CREEK		6	3	33%	9
CVS MD2956POCT NEW MARKET		8	1	11%	9
CVS GA2841POCT LAWRENCEVILLE		9			9
CVS TX10016POCT PRINCETON		9			9
CVS SC2736POCT MURRELLS INLET		7	2	22%	9
BUENA VIDA ESTATES			9	100%	9
Consulate Health Care of Brandon		7	2	22%	9
MINUTECLINIC MINUTECLINIC #4977		5	4	44%	9
NEMOURS CHILDREN'S PRIMARY CARE VERO BEACH			9	100%	9
PENSACOLA CLUSTER			9	100%	9
FLORIDA HOSPITAL WINTER PARK		7	2	22%	9
CVS MA594POCT FALMOUTH		8	1	11%	9
NITIN BAWA PROFESSIONAL ASSOCIATES			9	100%	9
CVS MINUTE CLINIC DIAGNOSTIC OF NEW JERSEY		9			9
ST. CLOUD PHARMACY AND WELLNESS CENTER		5	4	44%	9
UCARE			9	100%	9
ROSECASTLE			9	100%	9
MEDEXPRESS URGENT CARE - SWANSEA, N ILLINOIS ST		8	1	11%	9
MINUTE CLINIC LLC #0169		7	2	22%	9
WINTER PARK INTERNAL MEDICINE MD PA		7	2	22%	9
VILLAGE PLACE HEALTH AND REHAB		9			9
HEALTH AND WELLNESS CENTER		1	8	89%	9
ORMOND BEACH CENTRA CARE			8	100%	8
Florida Clinical Laboratory		1	7	88%	8
CVS NC2313POCT RALEIGH		6	2	25%	8
CONSULATE HEALTH CARE		7	1	13%	8
The Grand at Rome Nursing and Rehabilitation		8			8
MEDEXPRESS URGENT CARE - GLENDALE		8			8
ALL CHILDREN'S HOSPITAL		1	7	88%	8

COVID-19: testing by laboratory

Data through May 1, 2021 verified as of May 2, 2021 at 09:25 AM

Data in this report are provisional and subject to change.

The numbers in the table below represent the number of Florida and non-Florida residents for whom test results were received by the Department of Health. A person can be tested by more than one laboratory and can have both positive and negative results. **Therefore, the sum of the numbers in each column will be larger than the total number of people tested.**

Reporting lab	Inconclusive	Negative	Positive	Percent positive	Total
ATLANTIC CONSOLIDATED LABORATORY		8			8
SYLVESTER AT PLANTATION LABORATORY		7	1	13%	8
APEX HOME HEALTH CARE		7	1	13%	8
CVS IL8751POCT CHICAGO		8			8
WELLIGENT		1	7	88%	8
SLOPESIDE LABS AND TESTING, LLC - THE HIDEOUT AT BUTTERMILK MOUNTAIN		8			8
MEDEXPRESS URGENT CARE MORGANTOWN		8			8
DASCENA LABORATORY			8	100%	8
MEDEXPRESS URGENT CARE-PETERS TWP		7	1	13%	8
MINUTECLINIC DIAG OF IND, LLC #10190		7	1	13%	8
NORTH PINELLAS CHILDRENS MEDICAL CENTER INC			8	100%	8
CIGNA ONSITE HEALTH LLC		2	6	75%	8
HEALTHY MINORS PEDIATRIC URGENT CARE		7	1	13%	8
ALLINA HEALTH - ABBOTT NORTHWESTERN HOSPITAL		5	3	38%	8
ALL CHILDREN'S HOSPITAL DEPT OF GENERAL PEDIATRICS			8	100%	8
UNIVERSITY OF WASHINGTON MEDICAL CENTER			8	100%	8
WEST DADE PEDIATRICS			8	100%	8
BIOTECH PHARMACEUTICAL GROUP LLC			8	100%	8
CVS MINUTE CLINIC DIAG OF IND LLC #5206		7	1	13%	8
MEDEXPRESS URGENT CARE - TARENTUM		6	2	25%	8
DOH JACKSONVILLE CENTRAL LABORATORY		3	5	63%	8
CENTREX CLINICAL LABS INC		8			8
FHPG_EXP CARE PALM HARBOR			8	100%	8
MINUTECLINIC DIAGNOSTIC OF OHIO #7790		6	2	25%	8
FOUNTAINVIEW BY FIVE STAR QUALITY CARE		7	1	13%	8
Charles George VAMC		8			8
ST. JOSEPH HOSPITAL AND HEALTH CARE INC.			8	100%	8
PALM BEACH COUNTY HEALTH DEPARTMENT LABORATORY			8	100%	8
MINUTE-CLINIC DIAGNOSTIC OF VIRGINIA, LLC #3949		8			8
Nashville Central Laboratory		8			8
STATEN ISLAND CHAI CARE		7	1	13%	8
CELEBRATION PEDIATRICS PA			8	100%	8
MINUTE-CLINIC DIAGNOSTIC OF VIRGINIA, LLC #794		7	1	13%	8
OHIO DEPARTMENT OF HEALTH			8	100%	8
COMPASSION PEDIATRIC URGENT CARE LLC		2	6	75%	8
X-GENE MOLECULAR LABS		1	7	88%	8
MOULTRIE CREEK NURSING AND REHAB			8	100%	8
JX REF LAB			8	100%	8
FHMG_FM AND IM AVALON PARK		2	6	75%	8
CVS CT718POCT ANSONIA		8			8
DIAGNOSTIC CLINIC		7	1	13%	8
VENICE REGIONAL MEDICAL CENTER			8	100%	8
MINUTE CLINIC DIAGNOSTIC OF PENNSYLVANIA		8			8
HOLY NAME MEDICAL CENTER	1	6	1	13%	8
PHYSICIANS FOR CHILDREN			8	100%	8
SARAH LAWRENCE COLLEGE HEALTH SERVICES		8			8
LAKELAND VOLUNTEERS IN MEDICINE INC		6	2	25%	8

COVID-19: testing by laboratory

Data through May 1, 2021 verified as of May 2, 2021 at 09:25 AM

Data in this report are provisional and subject to change.

The numbers in the table below represent the number of Florida and non-Florida residents for whom test results were received by the Department of Health. A person can be tested by more than one laboratory and can have both positive and negative results. **Therefore, the sum of the numbers in each column will be larger than the total number of people tested.**

Reporting lab	Inconclusive	Negative	Positive	Percent positive	Total
DOCTOR'S IN-HOUSE LAB/COMMUNITY HEALTH CENTERS OF PINELLAS – CLEARWATE			8	100%	8
NORTHSIDE GWINNETT HOSPITAL		7	1	13%	8
ADVANCED RESEARCH FOR HEALTH IMPROVEMENT		6	2	25%	8
NASSAU UNIVERSITY MEDICAL CENTER DEPT		7	1	13%	8
HERNANDO PASCO HOSPICE INC		7	1	13%	8
MODMD LABORATORY		8			8
CHIEFLAND MEDICAL CENTER		1	7	88%	8
LAKE CONWAY URGENT CARE LLC		2	6	75%	8
MEDEXPRESS URGENT CARE - CLARKSBURG		7	1	13%	8
PAUL GRECO MD CONCIERGE MEDICAL SERVICES PL		8			8
BEECHTREE MOLECULAR LAB LLC			8	100%	8
CVS MD1881POCT DUNKIRK		8			8
CVS GA7064POCT STOCKBRIDGE		8			8
MEDEXPRESS URGENT CARE - MIDLOTHIAN		7	1	13%	8
MINUTECLINIC, LLC #05038		8			8
URGENT TEAM - NASHVILLE		7	1	13%	8
MEDICAL CENTER, THE		7	1	13%	8
ALACHUA COUNTY HEALTH DEPARTMENT		1	7	88%	8
HEALTHMARK REGIONAL HOSPITAL LAB		4	4	50%	8
MINUTECLINIC DIAG OF IND LLC #8651		7	1	13%	8
PARTNERS PHARMACY OF FLORIDA LLC		8			8
CAREPOINT CLINIC		5	3	38%	8
MARION OAKS ASSISTED LIVING		8			8
MEDEXPRESS URGENT CARE - YORK		5	3	38%	8
TRUE HEALTH		5	3	38%	8
HUNTINGTON VILLAGE URGENT CARE		8			8
LEMOYNE COLLEGE WELLNESS CENTER FOR		8			8
FHCP-ORANGE CITY			8	100%	8
CVS IN6713POCT BLOOMINGTON		8			8
BARTON PARKER OD PC		8			8
NEUROSCIENCE AND SPINE ASSOCIATES, PL		7	1	13%	8
WELLSTAR WEST GEORGIA MEDICAL CENTER		7	1	13%	8
GLEN FALLS HOSPITAL DEPARTMENT OF PATHOLOGY		7	1	13%	8
JUPITER CLINIC			8	100%	8
Baptist Village Retirement Communities		8			8
MEDEXPRESS URGENT CARE-PASADENA		8			8
NEOGENOMICS LABORATORIES, INC		8			8
CVS OH3476POCT TIPP CITY		7	1	13%	8
COMPASSION PEDIATRICS		3	5	63%	8
MEDEXPRESS - WILMINGTON CONCORD PIKE		7	1	13%	8
GULF COAST PEDIATRICS OF SARASOTA PA		1	7	88%	8
INTERNAL MEDICINE ASSOCIATES OF JACKSON HOSPITAL			8	100%	8
BLOOMING GARDENS OF CARE INC		8			8
MED & CO INVESTMENT LLC		7	1	13%	8
CVS PA1074POCT KENNETT SQUARE		7	1	13%	8
PUTNAM COUNTY EMERGENCY RESCUE SERVICE		5	3	38%	8
MONROE URGENT CARE		7	1	13%	8

COVID-19: testing by laboratory

Data through May 1, 2021 verified as of May 2, 2021 at 09:25 AM

Data in this report are provisional and subject to change.

The numbers in the table below represent the number of Florida and non-Florida residents for whom test results were received by the Department of Health. A person can be tested by more than one laboratory and can have both positive and negative results. **Therefore, the sum of the numbers in each column will be larger than the total number of people tested.**

Reporting lab	Inconclusive	Negative	Positive	Percent positive	Total
NOVADX		2	6	75%	8
AFC/DOCTORS EXPRESS NORTH BERGEN		6	2	25%	8
CVS SC2250POCT COLUMBIA		8			8
NORTHEAST ALABAMA REGIONAL MEDICAL CENTER		5	3	38%	8
INTERNAL MEDICINE AND AESTHETICS OF NAPLES LLC		8			8
MEDEXPRESS URGENT CARE - WILLIAMSPORT		7	1	13%	8
LEWIS COUNTY MANOR		8			8
CAPRONA GROUP HOME		2	6	75%	8
LAKE PEDIATRICS			8	100%	8
ALLEGRO - TAMPA	1	4	3	38%	8
CVS IN3975POCT JEFFERSONVILLE		5	3	38%	8
MINUTECLINIC, LLC #1796		7	1	13%	8
WHITE SANDS OUTPATIENT SERVICES (WSOP SERVICES LLC		8			8
OSWEGO HOSPITAL LABORATORY		7	1	13%	8
SEA LEVEL LABS			8	100%	8
FLORIDA HEART AND VASCULAR MULTISPECIALTY GROUP		8			8
MAGNOLIA PEDIATRICS GROUP LLC			8	100%	8
ROBERT WOOD JOHNSON HOSPITAL		7	1	13%	8
CVS OH2543POCT CANFIELD		5	3	38%	8
NORTHDAL REHABILITATION CENTER			8	100%	8
CVS NJ836POCT RUNNEMEDE		8			8
MILLER COUNTY HOSPITAL		8			8
DEPARTMENT OF HEALTH- CITRUS COUNTY		1	7	88%	8
MINUTECLINIC DIAGNOSTIC OF SC, LLC #4		8			8
LIFE CARE CITRUS COUNTY			8	100%	8
CREATIVE PHARMACY SOLUTIONS EAST		8			8
ST CLOUD PHYSICIAN MANAGMENT LLC		7	1	13%	8
LAB UNKNOW		6	2	25%	8
PM PEDIATRICS OF BAYSIDE PLLC		8			8
SCOTTS PHARMACY		7	1	13%	8
DORAL URGENT CARE			8	100%	8
TERENCE B MITCHELL MD, INC		4	4	50%	8
CVS TX7288POCT DALLAS		7	1	13%	8
LOVELACE MEDICAL CENTER		8			8
TERRACINA LLC		2	6	75%	8
MINUTECLINIC DIAGNOSTIC OF OHIO #4401		8			8
GENE STREET LABORATORIES, LLC		6	2	25%	8
CVS NC5591POCT STATESVILLE		7	1	13%	8
DOTHAN PEDIATRIC CLINIC			8	100%	8
SUPREME LABORATORY			8	100%	8
MEDEXPRESS URGENT CARE - HOT SPRINGS		8			8
CVS HEALTH, #1994		6	2	25%	8
EP LTC PHARMACY		6	2	25%	8
SOUTHEASTERN PEDIATRIC ASSOCIATES			8	100%	8
CARE ATC - CITY OF BOYNTON BEACH	1	2	5	63%	8
CVS NC7057POCT SHELBY		6	2	25%	8
URGENT TEAM - MUSCLE SHOALS		8			8

COVID-19: testing by laboratory

Data through May 1, 2021 verified as of May 2, 2021 at 09:25 AM

Data in this report are provisional and subject to change.

The numbers in the table below represent the number of Florida and non-Florida residents for whom test results were received by the Department of Health. A person can be tested by more than one laboratory and can have both positive and negative results. **Therefore, the sum of the numbers in each column will be larger than the total number of people tested.**

Reporting lab	Inconclusive	Negative	Positive	Percent positive	Total
DOCTOR'S IN HOUSE LAB			8	100%	8
DR. PHILLIPS MEDICAL WELLNESS CENTER		4	4	50%	8
ST CHARLES HOSPITAL LABORATORY		8			8
EMORY JOHNS CREEK HOSPITAL		8			8
VERMONT DEPARTMENT OF HEALTH		1	7	88%	8
CVS PA2582POCT SPRINGFIELD		6	2	25%	8
EXCEL URGENT CARE OF PARAMUS LLC		8			8
MID-HUDSON VALLEY DIVISION OF WESTCHESTER MEDICAL		8			8
COMPREHENSIVE CLINICAL RESEARCH, LLC			8	100%	8
MINUTECLINIC DIAGNOSTIC OF NEVADA #87		4	4	50%	8
PBC FOUND CARE INC			8	100%	8
GENEUS DIAGNOSTICS			8	100%	8
BAPTIST OUTPATIENT			8	100%	8
SURGOINSVILLE PHARMACY		8			8
CVS NC3803POCT MOORESVILLE		7	1	13%	8
CVS MO8556POCT KANSAS CITY		7	1	13%	8
GOLISANO CHILDREN'S HOSPITAL OF SOUTHWEST FLORIDA		6	2	25%	8
MEDEXPRESS URGENT CARE, BUTLER		5	3	38%	8
MEDEXPRESS URGENT CARE - CULPEPER		8			8
CVS MD4371POCT OCEAN CITY		8			8
EXECUTIVE MEDICAL SERVICES		8			8
HARBORCHASE OF DR PHILLIPS		7	1	13%	8
KIS URGENT CARE			8	100%	8
EMBRY-RIDDLE AERONAUTICAL UNIVERSITY HEALTH			8	100%	8
MEDEXPRESS URGENT CARE - MT LEBANON		5	3	38%	8
MINUTE CLINIC DIAGNOSTIC OF MICHIGAN PC		8			8
CLAY PRIMARY & FAMILY CARE LLC			8	100%	8
THE WOLFF CENTER FOR CHILD & ADOLESCENT HEALTH			8	100%	8
BENEVA LAKES HEALTHCARE & REHAB CENTER			8	100%	8
SUNSHINE STATE DIALYSIS			8	100%	8
MINUTE CLINIC, LLC #1434		7	1	13%	8
SOUTHEAST GEORGIA HEALTH SYSTEM, INC D		7			7
NORTHSIDE MEDICAL CENTER		7			7
NELSON BIOLOGICAL			7	100%	7
MINUTECLINIC #2797		7			7
FLORIDA HOSPITAL KISSIMMEE		4	3	43%	7
EAST SIDE CLINICAL LABORATORY		5	2	29%	7
PANCARE HEALTH - HOSFORD SCHOOL			7	100%	7
PIEDMONT HENRY HOSPITAL, INC		7			7
CVS PA1296POCT DREXEL HILL		5	2	29%	7
CVS TN4624POCT KNOXVILLE		6	1	14%	7
CVS MA1022POCT CAMBRIDGE		7			7
EL PARAISO HOME INC		7			7
Robert Wood Johnson University Hospital		5	2	29%	7
MANATEE PEDIATRICS			7	100%	7
CVS NC5532POCT SUMMERFIELD		7			7
ABBAY MANOR RETIREMENT RESIDENCE INC		7			7

COVID-19: testing by laboratory

Data through May 1, 2021 verified as of May 2, 2021 at 09:25 AM

Data in this report are provisional and subject to change.

The numbers in the table below represent the number of Florida and non-Florida residents for whom test results were received by the Department of Health. A person can be tested by more than one laboratory and can have both positive and negative results. **Therefore, the sum of the numbers in each column will be larger than the total number of people tested.**

Reporting lab	Inconclusive	Negative	Positive	Percent positive	Total
PROVIDENCE LABORATORY SERVICES		7			7
FLORIDA PREMIER MEDICAL CARE PA			7	100%	7
Lenox on the Lake			7	100%	7
OCALA FAMILY MEDICAL CENTER		7			7
LAKE NONA PEDIATRICS IN ASSOCIATION WITH NEMOURS		5	2	29%	7
CVS MA1852POCT MEDWAY		7			7
WALGREENS #09304		5	2	29%	7
WALGREENS #10264		7			7
GAINESVILLE PEDIATRIC ASSOCIATES		1	6	86%	7
MINUTECLINIC, LLC #1452		7			7
CVS PA813POCT RICHBORO		7			7
YAZJI PEDIATRIC CARE LLC DBA TUKA PEDIATRICS			7	100%	7
CARENOW URGENT CARE-SOUTHLAKE			7	100%	7
CVS CA9721POCT ARCADIA		7			7
FLORIDA DEPARTMENT OF HEALTH IN SARASOTA COUNTY		6	1	14%	7
NU WAVE MEDICAL CENTER			7	100%	7
BROWNE MEDICAL LLC		5	2	29%	7
OCALA REGIONAL KIDNEY CENTER EAST		2	5	71%	7
DALLAS COUNTY HEALTH AND HUMAN SERVICES			7	100%	7
FLORIDA DIGESTIVE AND LIVER SPECIALIST		7			7
Bon Secours Place		6	1	14%	7
CALIFORNIA DEPARTMENT OF PUBLIC HEALTH		1	6	86%	7
CVS SC5479POCT INDIAN LAND		6	1	14%	7
WOMENS CARE FLORIDA LLC		5	2	29%	7
CVS CA9103POCT ESCONDIDO		7			7
WELLSTAR ATLANTA MEDICAL CENTER LABORA		6	1	14%	7
DIAGNOSTIC & MEDICAL SPECIALISTS OF GREENWICH		5	2	29%	7
CVS KY4779POCT LOUISVILLE		5	2	29%	7
MEDEXPRESS URGENT CARE - IRVING		7			7
FLORIDA CANCER SPECIALISTS & RESEARCH INSTITUTE		6	1	14%	7
MEDEXPRESS URGENT CARE-DUBOIS		7			7
CVS IN8669POCT INDIANAPOLIS		6	1	14%	7
NORTH FLORIDA MEDICAL CENTERS INC		1	6	86%	7
QUE		4	3	43%	7
Ocoee Health Care Center		7			7
FLORIDA HOSPITAL APOPKA		6	1	14%	7
MALABAR FAMILY PRACTICE		4	3	43%	7
CVS OH6123POCT CINCINNATI		5	2	29%	7
SOMA MEDICAL CENTER PA #3 GREENACRES			7	100%	7
NON-US			7	100%	7
MEDEXPRESS URGENT CARE - BLUEFIELD		6	1	14%	7
CRESTWOOD MEDICAL CENTER		5	2	29%	7
TREASURE COAST INFECTIOUS DISEASE CONSULTANTS		4	3	43%	7
JUPITER ISLAND PUBLIC SAFETY		5	2	29%	7
PANCARE HEALTH - KATE SMITH ELEMENTARY		1	6	86%	7
AVON PARK PEDIATRICS			7	100%	7
Hiawatha Care Center		7			7

COVID-19: testing by laboratory

Data through May 1, 2021 verified as of May 2, 2021 at 09:25 AM

Data in this report are provisional and subject to change.

The numbers in the table below represent the number of Florida and non-Florida residents for whom test results were received by the Department of Health. A person can be tested by more than one laboratory and can have both positive and negative results. **Therefore, the sum of the numbers in each column will be larger than the total number of people tested.**

Reporting lab	Inconclusive	Negative	Positive	Percent positive	Total
HOME CARE PHARMACY OF PALM COAST INC		7			7
MINUTECLINIC DIAGNOSTIC OF RHODE ISLAN		7			7
Parkside Villa		7			7
PEDIATRICS OF CENTRAL FLORIDA		5	2	29%	7
ENTRUST IMMEDIATE CARE			7	100%	7
CVS OH3458POCT BEAVERCREEK		7			7
Thermopolis Rehabilitation Wellness		7			7
EAST GEORGIA REGIONAL MEDICAL CENTER		6	1	14%	7
ST CHARLES BEND LABORATORY		6	1	14%	7
CVS NV9841POCT RENO		4	3	43%	7
MEDEXPRESS URGENT CARE - STATE COLLEGE		5	2	29%	7
CVS GA2236POCT WOODSTOCK		7			7
GRACE WELLNESS CENTER LLC		6	1	14%	7
HOLY GARDEN ALF, INC.		7			7
FLORIDA SCHOOL FOR THE DEAF AND THE BLIND			7	100%	7
HEALTH CARE LABORATORY SERVICES		1	6	86%	7
MEDEXPRESS URGENT CARE-MUNCIE		7			7
NEMOURS CHILDRENS, LAKE NONA			7	100%	7
MIAMI BEACH COMMUNITY HEALTH CENTER INC			7	100%	7
WALGREENS - STORE #9479		5	2	29%	7
OPTUM PRIMARY CARE - FOUNTAIN OAKS		3	4	57%	7
DOTHAN WEST FAMILY MEDICINE		5	2	29%	7
MAINE DEPARTMENT OF HEALTH AND HUMAN SERVICES			7	100%	7
LAWTON CHILES HEALTH CENTER		1	6	86%	7
SKR MEDICAL ADVISORS		7			7
WATAUGA MEDICAL CENTER		4	3	43%	7
MEDEXPRESS URGENT CARE PORT HURON		6	1	14%	7
TRUE HEALTH DIAGNOSTICS		1	6	86%	7
PURECARE PHARMACY		6	1	14%	7
NOVANT HEALTH INPATIENT CARE		2	5	71%	7
ADVENT HEALTH APOPKA		3	4	57%	7
CVS IL8747POCT CHICAGO		7			7
SCHOOL OF PHARMACY AND PHARMACEUTICAL		7			7
PEDIATRICS URGENT CARE, LLC			7	100%	7
LAKE CITY CORRECTIONAL FACILITY			7	100%	7
WEXFORD HEALTH SOURCES INC		7			7
FAMILY MEDICINE MEDICAL DRIVE		7			7
MAXHEALTH		5	2	29%	7
LEVY COUNTY SHERRIF'S DEPT			7	100%	7
IRL MARKET LAB			7	100%	7
CVS PHARMACY #8800		5	2	29%	7
MINUTECLINIC DIAGNOSTIC OF KANSAS PA		7			7
Rutgers Health Rwj University Hospital - Laboratory		4	3	43%	7
COMPLETE FAMILY CARE, LLC/UNIVERSITY OF SAINT MARY		7			7
PERSONAL PHYSICIAN CARE PA			7	100%	7
CVS OH3080POCT HUBER HEIGHTS		6	1	14%	7
WYOMING COUNTY COMMUNITY HOSPITAL LABORATORY		7			7

COVID-19: testing by laboratory

Data through May 1, 2021 verified as of May 2, 2021 at 09:25 AM

Data in this report are provisional and subject to change.

The numbers in the table below represent the number of Florida and non-Florida residents for whom test results were received by the Department of Health. A person can be tested by more than one laboratory and can have both positive and negative results. **Therefore, the sum of the numbers in each column will be larger than the total number of people tested.**

Reporting lab	Inconclusive	Negative	Positive	Percent positive	Total
EXPICARE NURSING AGENCY, INC		5	2	29%	7
WILDLIGHT LAB			7	100%	7
SUPERIOR RESIDENCES AT CALA HILLS		7			7
DOCTORS CLINICAL LABORATORY, INC		5	2	29%	7
CVS NM8918POCT ALBUQUERQUE		7			7
MINUTECLINIC DIAGNOSTIC OF OHIO #6147		6	1	14%	7
GALLUP INDIAN MEDICAL CENTER		7			7
TESTD			7	100%	7
Chestnut Park Rehabilitation and Nursing Center		7			7
DOCTOR'S IN-HOUSE LAB/COMMUNITY HEALTH CENTERS OF PINELLAS -PINELLAS P			7	100%	7
LONGWOOD FAMILY MEDICINE		1	6	86%	7
PENN MEDICINE PRINCETON MEDICAL CENTER		6	1	14%	7
MARTHA A PRICE MD PA		3	4	57%	7
LEPE'S HOUSE			7	100%	7
BALTIMORE CITY HEALTH DEPT COMMUNICABLE DISEASES AND EPIDEMIOLOGY			7	100%	7
BOONE DRUG & HEALTHCARE AT DEERFIELD			7	100%	7
GREENVILLE MEMORIAL HOSPITAL LAB			7	100%	7
GRACE REHABILITATION CENTER OF VERO BEACH		4	3	43%	7
HELIX MEDICAL CENTERS		1	6	86%	7
PALM GARDEN OF SUN CITY			7	100%	7
RIVER OAKS TREATMENT CENTER			7	100%	7
DELAWARE DEPARTMENT OF HEATH		6	1	14%	7
MINUTECLINIC DIAGNOSTIC OF OHIO #2964		7			7
LOUISIANA DEPT OF HEALTH			7	100%	7
NEMOURS CHILDREN'S HOSPITAL			7	100%	7
DANIEL M LIBBY MD PLLC		7			7
HEARTLAND PEDIATRICS OF LAKE PLACID			7	100%	7
CVS TX4397POCT CYPRESS		7			7
PRIMBIO RESEARCH INSTITUTE LLC		7			7
BELL-MINOR HOME		7			7
New York Harbor Harbor HCS - Brooklyn Campus		7			7
MEDEXPRESS URGENT CARE-SCOTT TOWNSHIP		6	1	14%	7
NYU WINTHROP HOSPITAL PATHOLOGY		7			7
GENTRY PARK ORLANDO ASSISTED LIVING		6	1	14%	7
Enterprise Health and Rehabilitation Center		7			7
MINUTECLINIC DIAG OF IND LLC #6998		6	1	14%	7
KEYSTONE PLACE AT NAPLES PRESERVE		4	3	43%	7
CARESOUTH HHA HOLDINGS OF TALLAHASSEE LLC		7			7
GEISINGER MEDICAL CENTER		2	5	71%	7
ECLRS		2	5	71%	7
ADVENTHEALTH MEDICAL GROUP INTERNAL MEDICINE AT		2	5	71%	7
MINUTECLINIC, LLC #03965		7			7
USCG SECTOR ST PETE		3	4	57%	7
LIZS ADULT CARE		7			7
ST. LUCIE COUNTY HEALTH DEPARTMENT		5	2	29%	7
MEDEXPRESS URGENT CARE-NESHANNOCK TWP		6	1	14%	7
WALGREENS # 03608		4	3	43%	7

COVID-19: testing by laboratory

Data through May 1, 2021 verified as of May 2, 2021 at 09:25 AM

Data in this report are provisional and subject to change.

The numbers in the table below represent the number of Florida and non-Florida residents for whom test results were received by the Department of Health. A person can be tested by more than one laboratory and can have both positive and negative results. **Therefore, the sum of the numbers in each column will be larger than the total number of people tested.**

Reporting lab	Inconclusive	Negative	Positive	Percent positive	Total
NORTHERN DUTCHESS HOSPITAL LABORATORY		5	2	29%	7
Centrastate Medical Center		6	1	14%	7
EASTERN FLORIDA STATE COLLEGE – PALM BAY CAMPUS□			7	100%	7
MEDEXPRESS URGENT CARE - HOLLINS		7			7
BRADENTON PHYSICIANS MEDICAL CENTER			7	100%	7
MINUTECLINIC DIAG OF IND, LLC #6648		5	2	29%	7
VICTORIAN MANOR		2	5	71%	7
SOUTH COM HEALTH CLINIC, DEPT. OF THE ARMY		7			7
PHOEBE PUTNEY MEMORIAL HOSPITAL		7			7
LYNMOORE,THE		7			7
PENINSULA CARE AND REHABILITATION CENTER			7	100%	7
FRESENIUS KIDNEY CARE FORT WALTON BEACH			7	100%	7
IAN C BOYKIN MD		4	3	43%	7
CARENOW URGENT CARE-MADISON		7			7
CHELSEA NYC LAB		7			7
BROOKDALE LAKE ORIENTA			7	100%	7
KANSAS DEPARTMENT OF HEALTH		2	5	71%	7
SANFORD MOBILE LAB		1	6	86%	7
FIRST PHYSICIANS GROUP - LORRAINE CORNERS		7			7
MINUTECLINIC DIAG OF IND LLC #1138		6	1	14%	7
LEE COUNTY HEALTH DEPARTMENT		4	3	43%	7
MEDEXPRESS URGENT CARE MURRYSVILLE		5	2	29%	7
KENDALL REGIONAL MEDICAL CNTR			7	100%	7
FIFTH AVENUE PEDIATRICS		3	3	50%	6
CVS MA957POCT WEST SPRINGFIELD		6			6
BROWARD TRANSITIONAL CENTER			6	100%	6
VALSPAR CHAMPIONSHIP		6			6
CVS NATIONAL HARBOR MD2297714CV		6			6
CAREWELL 301 - WARWICK			6	100%	6
BROOKDALE CLERMONT			6	100%	6
ASCENSION ST VINCENT'S CLAY COUNTY			6	100%	6
MIZELL MEMORIAL HOSPITAL			6	100%	6
BAYCARE ALLIANT HOSPITAL			6	100%	6
FLORIDA HEALTHCARE OF ORLANDO		1	5	83%	6
MEDEXPRESS URGENT CARE - HUNTINGTON WE		6			6
MEDEXPRESS URGENT CARE - NORTH LITTLE		5	1	17%	6
AMERICAN MEDICAL RESPONSE - DENVER		3	3	50%	6
MAXCARE CLINIC			6	100%	6
BAYSHORE POINTE NURSING AND REHAB CENTER			6	100%	6
ARLINGTON OF NAPLES		6			6
ENIGMA DIAGNOSTIC, INC.			6	100%	6
ADVENTHEALTH MEDICALGROUP PEDIATRICS AT ORLANDO		6			6
ADVENT HEALTH - TUSKAWILLA		4	2	33%	6
CELAL GUROL ERBAY, MD			6	100%	6
BETH ISRAEL DEACONESS MEDICAL CENTER			6	100%	6
APALACHEE CENTER INC		4	2	33%	6
CVS IL5797POCT CAROL STREAM		6			6

COVID-19: testing by laboratory

Data through May 1, 2021 verified as of May 2, 2021 at 09:25 AM

Data in this report are provisional and subject to change.

The numbers in the table below represent the number of Florida and non-Florida residents for whom test results were received by the Department of Health. A person can be tested by more than one laboratory and can have both positive and negative results. **Therefore, the sum of the numbers in each column will be larger than the total number of people tested.**

Reporting lab	Inconclusive	Negative	Positive	Percent positive	Total
CLINICAL CARE ASSOCIATES			6	100%	6
FLORIDA MEDICAL SPECIALISTS		2	4	67%	6
CVS OH2518POCT COLUMBUS		5	1	17%	6
QUATRACOR PLLC		6			6
Northwell Lab		2	4	67%	6
INDIANA STATE DEPARTMENT OF HEALTH LABORATORIES			6	100%	6
CVS NH6596POCT HAMPTON		6			6
ABSOLUTE HEALTH		5	1	17%	6
MINUTECLINIC, LLC (CLINIC 10928)		6			6
MERCY URGENT CARE			6	100%	6
FLORIDA DEPARTMENT OF HEALTH SEMINOLE COUNTY		1	5	83%	6
CAPITAL HEALTH PLAN LABORATORIES			6	100%	6
MEDEXPRESS URGENT CARE-PITTSFIELD		6			6
HENDRY REGIONAL CONVENIENT CARE CENTER			6	100%	6
CAMELLIA AT DEERWOOD		2	4	67%	6
MEDEXPRESS URGENT CARE - LEDGEWOOD		5	1	17%	6
DISCOVERY VILLAGE AT DEERWOOD			6	100%	6
FLORIDA WOMAN CARE LABORATORY			6	100%	6
MEDEXPRESS URGEN CARE - EAST BRUNSWICK		6			6
CVS MD1515POCT LEONARDTOWN		4	2	33%	6
UF HEALTH PATHOLOGY LABORATORIES			6	100%	6
LOS ALAMOS NATIONAL LABORATORY		6			6
PALM HARBOR DERMATOLOGY		4	2	33%	6
SANTOS REHABILITATION CENTER INC			6	100%	6
DEPARTMENT OF HEALTH AND HUMAN SERVICES STATE OF NEW HAMPSHIRE			6	100%	6
Advanced Care Center			6	100%	6
LAKEVIEW TERRACE HOME HEALTH SERVICES LLC			6	100%	6
HOLLY HILL HOME INFUSION SERVICE		5	1	17%	6
Englewood Health Care Center		6			6
MORRIS HALL/ST JOSEPH NURSING CENTER		6			6
CVS PA1379POCT LANSDALE		5	1	17%	6
UNIVERISTY OF MIAMI			6	100%	6
MEDEXPRESS - COLLINSVILLE BELT LINE		4	2	33%	6
BROWARD COUNTY HEALTH DEPT.			6	100%	6
LRHS Southeastern University		4	2	33%	6
UNILAB		2	4	67%	6
MD NOW MEDICAL CENTER			6	100%	6
TRUSTBRIDGE			6	100%	6
PR HEALTH		1	5	83%	6
CHILDREN'S HOSPITAL OF PHILADELPHIA		5	1	17%	6
LPG COCONUT POINT - FAMILY/ INTERNAL MEDICINE		6			6
Kennedy University Hospital		5	1	17%	6
CENTRAL JERSEY URGENT CARE OF BROWN MI		6			6
CVS NV2928POCT LAS VEGAS		6			6
SAINT PETER'S UNIVERSITY HOSPITAL		6			6
PALMETTO HEALTH ALLIANCE		3	3	50%	6
MINUTECLINIC DIAGNOSTICS OF IND LLC		3	3	50%	6

COVID-19: testing by laboratory

Data through May 1, 2021 verified as of May 2, 2021 at 09:25 AM

Data in this report are provisional and subject to change.

The numbers in the table below represent the number of Florida and non-Florida residents for whom test results were received by the Department of Health. A person can be tested by more than one laboratory and can have both positive and negative results. **Therefore, the sum of the numbers in each column will be larger than the total number of people tested.**

Reporting lab	Inconclusive	Negative	Positive	Percent positive	Total
MINUTECLINIC, LLC #07876		5	1	17%	6
OURMED		5	1	17%	6
CONCENTRA			6	100%	6
BAYCARE MEDICAL GROUP, INC		6			6
VILLAGES HEALTH, THE		4	2	33%	6
RAPID MEDLAB (004MO)		5	1	17%	6
OVIEDO CHILDRENS HEALTH CENTER LLC		1	5	83%	6
ARC POINT LABS OF AUSTIN NORTH			6	100%	6
UW MEDICINE VIROLOGY LAB			6	100%	6
ALL4KIDZ PEDIATRICS LLC		3	3	50%	6
SOUTHEAST GEORGIA HEALTH SERVICES, LLC		6			6
MEDEXPRESS URGENT CARE - WEIRTON		6			6
MEDEXPRESS URGENT CARE - ELM GROVE		5	1	17%	6
GUTHRIE MEDICAL GROUP LABORATORIES		6			6
CVS PA2688POCT COLLEGEVILLE		6			6
CVS TX7821POCT LEAGUE CITY		6			6
MEDEXPRESS URGENT CARE - WAXAHACHIE, N HIGHWAY 77		4	2	33%	6
THE PALMS REHABILITATION AND HEALTHCARE CENTER		5	1	17%	6
PEACE OF MIND REHAB CENTER		6			6
CVS NJ862POCT MARLBORO		5	1	17%	6
CVS MINUTE CLINIC DIAGNOSTIC OF TEXAS		5	1	17%	6
QUICK CARE MED WALK IN AND URGENT CARE			6	100%	6
CENTRAL FLORIDA PRIMARY CARE			6	100%	6
Kroger 673 - The Little Clinic Dallas		5	1	17%	6
CVS TX8322POCT AUSTIN		6			6
MARSHALL MEDICAL CENTER SOUTH LAB		5	1	17%	6
TIFT REGIONAL HLTH SYSTEM, INC DBA SOU		6			6
MANATEE MEMORIAL HOSPITAL CLINICAL LABORATORY			6	100%	6
MEDICAL CENTER AT OCEAN REEF		1	5	83%	6
CVS MA2401POCT MARSHFIELD		5	1	17%	6
CVS TX8387POCT AUSTIN		6			6
THE READING HOSPITAL & MEDICAL CENTER			6	100%	6
ADVENTHEALTH CAR CENTER APOPKA			6	100%	6
CVS MA1095POCT AMHERST		5	1	17%	6
CVS MINUTE CLINIC DIAGNOSTIC MED GRP OF CAL		5	1	17%	6
SIGNATURE URGENT CARE			6	100%	6
PROGRESS PHARMACY INC		1	5	83%	6
MINUTECLINIC LLC #5041		2	4	67%	6
FAMILY TREE PRIMARY CARE		5	1	17%	6
MINUTE CLINIC LLC #1831		6			6
MINUTECLINIC MINUTECLINIC #921		6			6
PUBLIC HEALTH LAB		6			6
DIXIE COUNTY EMERGENCY SERVICES			6	100%	6
ADVANCED URGENT CARE OF MARATHON		1	5	83%	6
PLEASANTVILLE OF SEBASTIAN LLC			6	100%	6
ST LUKES HOSPITAL LABORATORY		2	4	67%	6
CURATIVE CARE CENTER INC		1	5	83%	6

COVID-19: testing by laboratory

Data through May 1, 2021 verified as of May 2, 2021 at 09:25 AM

Data in this report are provisional and subject to change.

The numbers in the table below represent the number of Florida and non-Florida residents for whom test results were received by the Department of Health. A person can be tested by more than one laboratory and can have both positive and negative results. **Therefore, the sum of the numbers in each column will be larger than the total number of people tested.**

Reporting lab	Inconclusive	Negative	Positive	Percent positive	Total
DOCTORS OFFICE OF NEW JERSEY		6			6
WAKEMED		1	5	83%	6
SOUTHERN OCEAN MEDICAL CENTER		6			6
BNR PHARMACY INC		6			6
PREMIER FAMILY HEALTH PA			6	100%	6
ALLEGRO FLEMING ISLAND		1	5	83%	6
AMERICAN HEALTH ASSOC. LABORATORY SOUTH		4	2	33%	6
ANTHONY-BROWN PHARMACY		6			6
MINUTECLINIC DIAGNOSTIC OF TN PC #442		4	2	33%	6
THE CLINIC PREMISE HEALTH			6	100%	6
HUNTERS CREEK PEDIATRICS		6			6
CVS NC6402POCT DAVIDSON		4	2	33%	6
CVS PA5241POCT CHALFONT		6			6
FAMILY CARE MEDICAL CENTER			6	100%	6
COMMUNITY HEALTH CENTERS OF PINELLAS, INC		4	2	33%	6
HACKENSACK UNIV MED CTR-PATHOLOGY DEPT		6			6
LEHIGH REGIONAL MEDICAL CENTER LABORATORY		3	3	50%	6
MINUTECLINIC DIAGNOSTIC OF VIRGINIA, LLC		6			6
MEDEXPRESS URGENT CARE - MBURG COMMONS		5	1	17%	6
MEDEXPRESS - NEWARK		6			6
CITIZENS BAPTIST MEDICAL CENTERS LAB		5	1	17%	6
PHYSICIANS URGENT CARE BERRY FARMS		4	2	33%	6
BOCA VIPEDIATRICS			6	100%	6
MEDEXPRESS URGENT CARE, CHAMBERSBURG		5	1	17%	6
MEDEXPRESS URGENT CARE SHADYSIDE		5	1	17%	6
AMERICAN EAGLE LEESBURG AL LLC DBA VISTA LAKE			6	100%	6
MIAMI RESCUE MISSION CLINIC INC			6	100%	6
LUMADOC HEALTH		4	2	33%	6
CVS IN6572POCT INDIANAPOLIS		6			6
CVS TX2263POCT SAN ANTONIO		6			6
ELITE MEDICAL CENTER		1	5	83%	6
MINUTECLINIC LLC #5010		5	1	17%	6
ADVENTHEALTH CELEBRATION EMPLOYEE CLINIC		6			6
COVID RAPID LABS		1	5	83%	6
THE WINDSOR OF OCALA		2	4	67%	6
DISCOVERY VILLAGE AT STUART		2	4	67%	6
MCR HEALTH LAWTON CHILES ADMINISTRATION STE A		1	5	83%	6
MINUTECLINIC, LLC #07852		5	1	17%	6
MINUTECLINIC MINUTECLINIC #3665		6			6
UNILAB OF DADE INC			6	100%	6
DOCTORS HOSPITAL OF AUGUSTA		6			6
TULLAHOMA HMA, LLC		5	1	17%	6
Madison Health & Rehabilitation		6			6
ORLANDO HEALTH PHYSICIAN GROUP			6	100%	6
AARK LABORATORY		6			6
COMPUNET CLINICAL LAB			6	100%	6
UPMC HEALTH SYSTEM		4	2	33%	6

COVID-19: testing by laboratory

Data through May 1, 2021 verified as of May 2, 2021 at 09:25 AM

Data in this report are provisional and subject to change.

The numbers in the table below represent the number of Florida and non-Florida residents for whom test results were received by the Department of Health. A person can be tested by more than one laboratory and can have both positive and negative results. **Therefore, the sum of the numbers in each column will be larger than the total number of people tested.**

Reporting lab	Inconclusive	Negative	Positive	Percent positive	Total
RIVER CITY PRIMARY AND URGENT CARE			6	100%	6
CVS TX1104POCT ALLEN		6			6
MCKENZIE-WILLAMETTE MEDICAL CENTER LAB		6			6
NYU WINTHROP LABORATORY		6			6
Oakwood - North Baldwins Center for Living		6			6
CVS TX10140POCT THE WOODLANDS		5	1	17%	6
TALLAHASSEE MEMORIAL HEALTHCARE			6	100%	6
CDRX INFUSION			6	100%	6
UT SOUTHWESTERN MEDICAL CENTER			6	100%	6
JERSEY SHORE MEDICAL CENTER		6			6
WG WINDSOR WOODS SH LLC		6			6
PARADIGM LABORATORIES			6	100%	6
HEARTLAND HOME HEALTH CARE		6			6
FLEET LANDING			6	100%	6
CVS IN6654POCT INDIANAPOLIS		5	1	17%	6
CVS MA507POCT LEOMINSTER		5	1	17%	6
GENESIS FAMILY PRACTICE		3	3	50%	6
CVS NJ2815POCT E BRUNSWICK		4	2	33%	6
PRESBYTERIAN HOME		6			6
MEDEXPRESS URGENT CARE - PRINCETON		5	1	17%	6
MINUTECLINIC DIAGNOSTIC OF KENTUCKY		6			6
GENTLE MEDICINE ASSOCIATES / DR. REGINE BATAILLE		6			6
ATLANTIC COMMUNITY HIGH SCHOOL		5	1	17%	6
TIMBER CREEK PEDIATRICS		6			6
RURAL HEALTH CARE INC			6	100%	6
MEDEXPRESS URGENT CARE - LOGAN		6			6
CVS MI8049POCT WATERFORD		5	1	17%	6
FIRST COAST CARDIOVASCULAR INSTITUTE PA			6	100%	6
NORTH FLORIDA PEDIATRICS JASPER			6	100%	6
TEXAS MEDCLINIC			6	100%	6
MEDEXPRESS URGENT CARE-HERSHEY		5	1	17%	6
DEPARTMENT OF HEALTH AND HUMAN SERVICES DIVISION OF BEHAVIORAL HEALTH		1	5	83%	6
IVY ROSEN MD PLLC		6			6
PELICAN LANDING		1	5	83%	6
PRINCETON BMC LABORATORY		6			6
CVS SC5550POCT CLOVER		5	1	17%	6
FLORIDA DEPARTMENT OF HEALTH IN MIAMI DADE COUNTY		5	1	17%	6
SHEEPSHEAD BAY URGENT CARE		6			6
WALGREENS #07589		5	1	17%	6
SANITAS LAUDERDALE LAKES			6	100%	6
REDMED OF CROSSTOWN		3	3	50%	6
JOSEF SCHENKER, MD, PC		6			6
MINUTECLINIC DIAGNOSTIC OF OHIO #6139		6			6
RIVERVIEW ALF OPERATOR LLC		1	5	83%	6
WELLMED AT FORT PIERCE		4	2	33%	6
XPRESS URGENT CARE LLC		6			6
TAMIAMI LAB MILLENIUM			6	100%	6

COVID-19: testing by laboratory

Data through May 1, 2021 verified as of May 2, 2021 at 09:25 AM

Data in this report are provisional and subject to change.

The numbers in the table below represent the number of Florida and non-Florida residents for whom test results were received by the Department of Health. A person can be tested by more than one laboratory and can have both positive and negative results. **Therefore, the sum of the numbers in each column will be larger than the total number of people tested.**

Reporting lab	Inconclusive	Negative	Positive	Percent positive	Total
PROHEALTH MED		1	5	83%	6
MOUNT SINAI BROOKLYN LABORATORY		5	1	17%	6
PENN NURSING CENTER		6			6
MERCY COLLEGE HEALTH OFFICE		6			6
URGENT CARE HOUSECALLS PA		5	1	17%	6
HELIX KH UC		1	5	83%	6
VIERA PEDIATRICS		1	5	83%	6
PATHGROUP LABS, LLC		4	2	33%	6
ELITE MD GROUP INC		2	4	67%	6
BETHESDA COMMUNITY HEALTH CENTER			6	100%	6
SOUTHEASTERN DERMATOLOGY GROUP PA		5	1	17%	6
UT MEMPHIS UNIVERSITY HEALTH SERVICES			6	100%	6
PANCARE HEALTH - ALTHA PUBLIC			6	100%	6
COVID TESTING LLC			6	100%	6
WIREGRASS MEDICAL CENTER			6	100%	6
DAVISON HEALTH CENTER WESLEYAN UNIVERS		6			6
MINUTECLINIC 7196		5	1	17%	6
KETTERING HEALTH			5	100%	5
AMI ST FRANCIS HOSPITAL LABORATORY		4	1	20%	5
COPELAND MEDICAL CLINIC		3	2	40%	5
PRINCIPLE HOSPICE SERVICE, LLC			5	100%	5
NORTH DADE NURSING AND REHABILITATION CENTER			5	100%	5
CVS OK6225POCT EDMOND		5			5
CAPE COD HOSPITAL			5	100%	5
CFP PHYSICIANS GROUP			5	100%	5
CVS GA5622POCT DALLAS		3	2	40%	5
CVS IN6551POCT MOORESVILLE		4	1	20%	5
SOUTHEAST GEORGIA PHYSICIAN ASSOCIATES		4	1	20%	5
BROOKDALE NEW PORT RICHEY			5	100%	5
INFECTION CONTROL/ EMPHEALTH		3	2	40%	5
LIVING WATERS MEDICAL CENTER			5	100%	5
PRECISION LABS LLC		2	3	60%	5
MEDEXPRESS URGENT CARE FOX CHAPEL		5			5
BEACH HOUSE		5			5
USCG ABBOTT BINAXNOW		4	1	20%	5
CVS MA929POCT FRANKLIN		5			5
LAKEVIEW HEALTHCARE SYSTEM LLC			5	100%	5
RURAL/METRO MIDSOUTH,		5			5
RELIANT IMMUNE DIAGNOSTICS			5	100%	5
CVS TX5877POCT PEARLAND		5			5
ST JOSEPHS BEHAVIORAL HEALTH CENTER			5	100%	5
ALPHADERA LABS, LLC			5	100%	5
PUTNAM HOSPITAL CENTER LABORATORY		5			5
FLORIDA CLINICAL LABORATORY - BIOREFERENCE LABORATORIES		2	3	60%	5
MEDEXPRESS URGENT CARE- COLUMBIA HEIGH		5			5
MONROE COUNTY DEPT OF PUBLIC HEALTH ST		5			5
ENCOMPASS HEALTH REHABILITATION HOSPI		5			5

COVID-19: testing by laboratory

Data through May 1, 2021 verified as of May 2, 2021 at 09:25 AM

Data in this report are provisional and subject to change.

The numbers in the table below represent the number of Florida and non-Florida residents for whom test results were received by the Department of Health. A person can be tested by more than one laboratory and can have both positive and negative results. **Therefore, the sum of the numbers in each column will be larger than the total number of people tested.**

Reporting lab	Inconclusive	Negative	Positive	Percent positive	Total
CVS AZ10150POCT PHOENIX		4	1	20%	5
FAMILY TREE DNA			5	100%	5
MEDEXPRESS URGENT CARE - BECKLEY CROSS		4	1	20%	5
FOUNDCARE, INC			5	100%	5
AMAVIDA		5			5
MINUTECLINIC DIAGNOSTIC OF VIRGINIA, LLC #1980		3	2	40%	5
CHAMPLAIN VALLEY PHYSICIANS HOSPITAL		3	2	40%	5
MINUTECLINIC, DIAGNOSTIC OF TEXAS, LLC		5			5
ST VINCENTS AMBULATORY CARE INC		3	2	40%	5
SOUTH FLORIDA FAMILY HEALTH & RESEARCH CTR			5	100%	5
NORTHERN MICHIGAN UNIVERSITY ATHLETICS		5			5
SOUTH BEND MEDICAL FOUNDATION			5	100%	5
Wynfield Park Health and Rehabilitation		5			5
WASHINGTON COLLEGE HEALTH SERVICES		5			5
SARASOTA IMMEDIATE CARE			5	100%	5
MINUTECLINIC DIAGNOSTIC OF PENNSYLVAN		4	1	20%	5
MINUTECLINIC DIAGNOSTIC MED GRP OF SAN		4	1	20%	5
PM PEDIATRICS OF SELDEN		3	2	40%	5
SPRINGHILL SENIOR RESIDENCE		5			5
PHYSICIANS IMMEDIATE CARE ELGIN			5	100%	5
CVS TN6414POCT SMYRNA		3	2	40%	5
MARION COUNTY FIRE RESCUE		3	2	40%	5
NEW YORK PHYSICIANS LLP		5			5
UCF STUDENT HEALTH SERVICES LABORATORY		2	3	60%	5
PRECISION DIAGNOSTICS INC - NJ		5			5
TANNER MEDICAL CENTER EAST AL		5			5
MD ANDERSON CANCER CENTER DI BAY AREA			5	100%	5
PHYSICIANS QUALITY CARE			5	100%	5
CVS TX7151POCT HUMBLE		4	1	20%	5
WEST PACIFIC MEDICAL LABORATORY			5	100%	5
Oceanside Health & Rehabilitation Center		5			5
ALVARO J DANGOND MD PA		4	1	20%	5
RUSSELL SAGE COLLEGE WELLNESS CENTER		5			5
Walker BaptistMedCtr		4	1	20%	5
NORTHSIDE HOSPITAL- CHEROKEE		4	1	20%	5
FRESENIUS MEDICAL CARE			5	100%	5
FLORIDA PRIMARY & SPECIALTY CARE		5			5
PEDIATRICS OF CENTRAL FLORIDA – POINCIANA		3	2	40%	5
Edward Hines, Jr. VA Hospital		4	1	20%	5
CVS TX7825POCT FRISCO		4	1	20%	5
SUTTER TRACY COMMUNITY HOSPITAL			5	100%	5
MIDDLEBURG VA CBOC		4	1	20%	5
TMH PHYSICIAN PARTNERS SOUTHWOOD		1	4	80%	5
ELITE CARE			5	100%	5
HELIX URGENT CARE			5	100%	5
IMMERSION RESIDENTIAL LLC			5	100%	5
BRIGHAM AND WOMEN'S HOSPITAL		1	4	80%	5

COVID-19: testing by laboratory

Data through May 1, 2021 verified as of May 2, 2021 at 09:25 AM

Data in this report are provisional and subject to change.

The numbers in the table below represent the number of Florida and non-Florida residents for whom test results were received by the Department of Health. A person can be tested by more than one laboratory and can have both positive and negative results. **Therefore, the sum of the numbers in each column will be larger than the total number of people tested.**

Reporting lab	Inconclusive	Negative	Positive	Percent positive	Total
PATIENT FIRST - ALLENTOWN			5	100%	5
FHPG FAMILY MEDICAL CENTER OF TAMPA BAY		1	4	80%	5
THE LITTLE CLINIC			5	100%	5
Lake Mary Health and Rehabilitation Center		1	4	80%	5
ADVANCED HEART CARE OF SOUTH FLORIDA		5			5
BAPTIST HOSPITAL EMPLOYEE HEALTH OFF			5	100%	5
HAWTHORNE HEALTH AND REHABILITATION			5	100%	5
CVS TN7698POCT KNOXVILLE		5			5
CLEVELAND CLINIC MARTIN HEALTH NURSING & RESTORATIVE		5			5
FINLAY		1	4	80%	5
BOROPARK URGENT CARE		4	1	20%	5
WESTMINSTER SHORES			5	100%	5
CELERION			5	100%	5
OCHSNER MEDICAL CENTER			5	100%	5
MINUTECLINIC, LLC #7139		5			5
COOPER HOSPITAL/UNIVERSITY MEDICAL		5			5
WATERTOWN URGENT CARE PLLC		5			5
WALGREENS #03287		5			5
VA PRIMARY CARE ANNEX			5	100%	5
CLINICAL CARE INC			5	100%	5
OCCMED SOLUTIONS		2	3	60%	5
INVERNESS FAMILY CARE HIGH RISK PLLC			5	100%	5
CVS OH10893POCT PARMA		2	3	60%	5
FRANCES WARDE MEDICAL LABORATORY		2	3	60%	5
CANDLER HOSPITAL PATHOLOGY LABORATORY		3	2	40%	5
CVS NV408817POCT LAS VEGAS		1	4	80%	5
NAVAL MEDICAL CENTER			5	100%	5
APOLLO GARDENS RETIREMENT RESIDENCE CARE		5			5
MEDICAL UNIVERSITY SC HOSPITAL			5	100%	5
INNOVATIVE COVID-DIVERSEY			5	100%	5
CVS CT750POCT ENFIELD		5			5
MINUTECLINIC # 21110		3	2	40%	5
NATURE COAST PRIMARY CARE LAB LLC		1	4	80%	5
EAST BANK HOSPITAL - UNIVERSITY OF MINNESOTA MEDICAL CENTER			5	100%	5
HUNT CLUB MEDICAL CARE			5	100%	5
THE CLINIC OF PEDIATRICS & GI MEDICINE, INC			5	100%	5
COMMONS AT ORLANDO LUTHERAN TOWERS SNF			5	100%	5
Army Residence Community		5			5
DEPARTMENT OF HEALTH AND HUMAN SERVICES LANSING			5	100%	5
CONCENTRA - ORLANDO SOUTH II		4	1	20%	5
BIOTECH CLINICAL LABORATORY			5	100%	5
MEDICAL CENTER OF BLOUNTSTOWN			5	100%	5
CARENOW URGENT CARE - CENTRAL AUSTIN		1	4	80%	5
CVS MA2172POCT NORTH GRAFTON		5			5
THE UNIVERSITY OF VERMONT MEDICAL CENTER		4	1	20%	5
CVS IN5696POCT FORT WAYNE		5			5
JOE DIMAGGIO CHILDREN'S HOSPITAL		1	4	80%	5

COVID-19: testing by laboratory

Data through May 1, 2021 verified as of May 2, 2021 at 09:25 AM

Data in this report are provisional and subject to change.

The numbers in the table below represent the number of Florida and non-Florida residents for whom test results were received by the Department of Health. A person can be tested by more than one laboratory and can have both positive and negative results. **Therefore, the sum of the numbers in each column will be larger than the total number of people tested.**

Reporting lab	Inconclusive	Negative	Positive	Percent positive	Total
PATIENT FIRST - LEESBURG			5	100%	5
INTERNAL MEDICINE & PRIMARY CARE ASSOCIATES, PLC			5	100%	5
SEASIDE MANOR			5	100%	5
FORSYTH HOUSE			5	100%	5
CVS AZ9210POCT SCOTTSDALE		5			5
MID - FLORIDA PATHOLOGY LLC		1	4	80%	5
PEDIATRIC URGENT HEALTH CARE			5	100%	5
CLINICAL LABORATORIES OF THE BUFFALO		4	1	20%	5
OPTUMCARE FLORIDA, LLC		3	2	40%	5
DIAGNOSTECHS		4	1	20%	5
CAREHERE LCS- EUSTIS			5	100%	5
DAVENPORT PEDIATRICS PA		1	4	80%	5
REHABILITATION CENTER AT JUPITER GARDENS		5			5
CVS NC3853POCT BURLINGTON		4	1	20%	5
MEDEXPRESS URGENT CARE - WALDORF, CRAIN HWY		5			5
EAST CENTRAL FLORIDA OUT PATIENT IMAGING			5	100%	5
THE DOCTORS CENTER HEALTHCARE-SOUTHSIDE		1	4	80%	5
POWERS PEDIATRICS			5	100%	5
FLORIDA PRIMARY CARE AND SPORTS MEDICINE INC		2	3	60%	5
Birchaven		5			5
UNIVERISTY OF MEMPHIS ATHLETIC TRAINI		5			5
BLUETAIL MEDICAL GROUP, LLC		4	1	20%	5
REGIONAL MEDICAL CENTER BAYONET POINT			5	100%	5
QUEST DIAGNOSTICS PSC		1	4	80%	5
ST JOHNS BIOMEDICAL LAB		5			5
MEDEXPRESS URGENT CARE - SOUTH PARKERSBURG		5			5
CVS NC2771POCT CLAYTON		4	1	20%	5
RUSH UNIVERSITY MEDICAL CENTER LABORATORY			5	100%	5
CVS MO10053POCT SAINT PETERS		5			5
MEDEXPRESS URGENT CARE - FREDERICK		5			5
PIEDMONT HOSPITAL LAB			5	100%	5
Kroger 099 - The Little Clinic Fort Collins		5			5
ELDER ALTERNATIVES INC		3	2	40%	5
CVS GA2279POCT SUWANEE		5			5
METHODIST HEALTHCARE UNIVERSITY HOSPIT		5			5
ATLANTA PLUS URGENT CARE			5	100%	5
PIEDMONT FAYETTE HOSPITAL		3	2	40%	5
CVS CA9823POCT SACRAMENTO		5			5
CVS GA5637POCT VILLA RICA		5			5
ADVANCED PEDIATRICS OF BOCA LLC			5	100%	5
DOCS URGENT CARE		1	4	80%	5
THE RETREAT AT PORT ORANGE			5	100%	5
NORTHWOOD UNIVERSITY-BENNETT SPORTS CENTER		5			5
SAFETY HARBOR SENIOR LIVING			5	100%	5
EASTCHESTER PEDIATRIC MEDICAL GROUP		5			5
MINUTECLINIC DIAG OF IND, LLC #8645		5			5
PIEDMONT NEWNAN HOSPITAL		4	1	20%	5

COVID-19: testing by laboratory

Data through May 1, 2021 verified as of May 2, 2021 at 09:25 AM

Data in this report are provisional and subject to change.

The numbers in the table below represent the number of Florida and non-Florida residents for whom test results were received by the Department of Health. A person can be tested by more than one laboratory and can have both positive and negative results. **Therefore, the sum of the numbers in each column will be larger than the total number of people tested.**

Reporting lab	Inconclusive	Negative	Positive	Percent positive	Total
Kroger 449 - The Little Clinic Mountain Park		4	1	20%	5
WALGREENS# 00323		5			5
WILSON PEDIATRICS			5	100%	5
MD NOW MEDICAL CENTER INC			5	100%	5
JUPITER ISLAND MEDICAL CLINIC INC		5			5
Hillspring of Springboro		5			5
CYPRESS CREEK MEDICAL CENTER			5	100%	5
CVS MA447POCT NORTHAMPTON		3	2	40%	5
HILLSBOROUGH COUNTY HEALTH DEPARTMENT			5	100%	5
LEVY COUNTY DEPT. OF PUBLIC SAFETY		2	3	60%	5
LPG PEDIATRICS AT CAPE CORAL		5			5
CVS ME329POCT PORTLAND		5			5
MEDEXPRESS URGENT CARE MARTINSBURG		3	2	40%	5
RHEA MEDICAL CENTER		5			5
Samuel S. Stratton VAMC		5			5
MINUTECLINIC DIAGNOSTIC OF NEVADA-9586		4	1	20%	5
CVS KY2332POCT GEORGETOWN		4	1	20%	5
THONOTOSASSA COMMUNITY HEALTH CENTER		1	4	80%	5
WOODHULL MEDICAL AND MENTAL HEALTH CTR		5			5
WASHINGTON STATE DEPARTMENT OF HEALTH PUBLIC HEALTH LABORATORIES			5	100%	5
LABS PLUS LLC		5			5
CARENOW URGENT CARE - WINTER SPRINGS		4	1	20%	5
UNC HOSPITAL/MCLENDON CLINICAL LABORATORIES			5	100%	5
AHC Decatur County		5			5
PREMIER MEDICAL LABORATORY	1	2	2	40%	5
CLINICAL PATHOLOGY LABORATORIES			5	100%	5
CVS MA1845POCT WILMINGTON		4	1	20%	5
MINUTECLINIC DIAGNOSTIC OF PENNSYLVANIA, LLD #1545		5			5
KEYSTONE REHABILITATION AND HEALTH CENTER		1	4	80%	5
CVS PA258POCT MCKEES ROCKS		5			5
MINUTECLINIC, LLC #1431		4	1	20%	5
PEDIATRICS OF ALTAMONTE		5			5
PREMIER PEDIATRICS		1	4	80%	5
CVS MA394POCT SEEKONK		5			5
JACKSON SOUTH COMMUNITY HOSPITAL LAB			5	100%	5
WILLOW CREEK RETIREMENT CENTER		5			5
ARKANSAS DEPARTMENT OF HEALTH			5	100%	5
PRL NYC PANDEMIC RESPONSE LAB			5	100%	5
Life Care Center of Estero			5	100%	5
HEALTHCARE NETWORK OF SOUTHWEST FLORIDA			5	100%	5
STARMED FAMILY & URGENT CARE			5	100%	5
COVENANT COLLEGE HEALTH SERVICES		5			5
REELFOOT FAMILY WALK IN CLINIC		4	1	20%	5
CVS IL8750POCT CHICAGO		3	2	40%	5
INVESCLINIC US, LLC		5			5
ATLANTIC SURGERY CENTER OF JACKSONVILLE BEACH		5			5
LIFEPLUS HEALTHCARE GROUP INC		5			5

COVID-19: testing by laboratory

Data through May 1, 2021 verified as of May 2, 2021 at 09:25 AM

Data in this report are provisional and subject to change.

The numbers in the table below represent the number of Florida and non-Florida residents for whom test results were received by the Department of Health. A person can be tested by more than one laboratory and can have both positive and negative results. **Therefore, the sum of the numbers in each column will be larger than the total number of people tested.**

Reporting lab	Inconclusive	Negative	Positive	Percent positive	Total
LAFAYETTE NURSING AND REHAB			5	100%	5
CARL R DARNALL ARMY MEDICAL CENTER			5	100%	5
ADVENTHEALTH ORLANDO INTERNATIONAL AIRPORT			5	100%	5
ST BARNABAS HOSPITAL		5			5
NORTH SHORE HEMATOLOGY-ONCOLOGY ASSOCIATES, PC		5			5
NOVANT HEALTH UVA		2	3	60%	5
MEDEXPRESS URGENT CARE - SUMMERSVILLE, WEBSTER RD		5			5
EGL GENETICS DIAGNOSTICS			5	100%	5
FRESENIUS KIDNEY CARE SOUTH ORLANDO			5	100%	5
ADVENTHEALTH GORDON		4	1	20%	5
GARDENS PEDIATRICS			5	100%	5
GULF COAST VETERANS HCS PANAMA CITY OPC		5			5
GOOD SAMARITAN HOSPITAL		3	2	40%	5
URGENT TEAM MANAGEMENT OF TENNESSEE, L		4	1	20%	5
ST JOSEPHS HOSPITAL PATHOLOGY LAB		4	1	20%	5
HELIX DIAGNOSTIX		2	3	60%	5
CVS AZ9290POCT PHOENIX		4	1	20%	5
MINUTECLINIC OF NEVADA-2955 S FT APACH		5			5
PARADISE VILLA ALF INCORPORATED		5			5
CVS SC4122POCT TAYLORS		5			5
CITRUS HEALTH NETWORK INC		2	3	60%	5
SJH			5	100%	5
STVHCS - Dental Outpatient Clinic		5			5
FLORIDA DEPARTMENT OF HEALTH - INVERNESS		3	2	40%	5
MEDEXPRESS URGENT CARE - WILKES BARRE		4	1	20%	5
URGENT CARE OF ERWIN		5			5
FALLSBURG CHAI		5			5
MEDEXPRESS URGENT CARE - BECKLEY		3	2	40%	5
Arbors at Marietta		5			5
KINGSWAY MEDICAL CENTER INC		2	3	60%	5
URGENT CARE COASTAL GA			5	100%	5
ENT AND ALLERGY ASSOCIATES OF FLORIDA, LLC			5	100%	5
CVS NJ837POCT MARLTON		5			5
ADVENTHEALTH MEDICAL GROUP PEDIATRICS		2	3	60%	5
SCIENCE CARE			5	100%	5
MINUTECLINIC DIAG OF IND, LLC #6553		5			5
WHITE WILSON MEDICAL CENTER - FWB		1	4	80%	5
FLAGLER HEALTH SERVICES INC			5	100%	5
ADVENT HEALTH MEDICAL GROUP		4	1	20%	5
MINUTECLINIC DIAG OF IND LLC #6840		5			5
BUEN PASTOR MEDICAL CENTER, INC			5	100%	5
STEUBEN COUNTY PUBLIC HEALTH		5			5
BAYSHORE LABORATORY		4	1	20%	5
INDIAN RIVER PRIMARY CARE PA		5			5
PINECREST PEDIATRICS GROUP LLC			5	100%	5
MED EXPRESS URGENT CARE PC - MARYLAND		4	1	20%	5
MASSASHUSETTS STATE LAB INSTITUTE		2	3	60%	5

COVID-19: testing by laboratory

Data through May 1, 2021 verified as of May 2, 2021 at 09:25 AM

Data in this report are provisional and subject to change.

The numbers in the table below represent the number of Florida and non-Florida residents for whom test results were received by the Department of Health. A person can be tested by more than one laboratory and can have both positive and negative results. **Therefore, the sum of the numbers in each column will be larger than the total number of people tested.**

Reporting lab	Inconclusive	Negative	Positive	Percent positive	Total
NORTHPORT MEDICAL CENTER LAB		5			5
RANDOLPH COUNTY HEALTH & REHABILITATIO		5			5
MEDEXPRESS URGENT CARE HUNTINGTON		5			5
AUGUSTA HEALTH			5	100%	5
CVS CA9606POCT TEMECULA		5			5
LAKE COUNTY DETENTION CENTER		3	2	40%	5
GENEVA GENERAL HOSPITAL LABORATORY		3	2	40%	5
OMNICARE PHARMACY OFTEXAS 1, LP DBA OMNICARE		5			5
INSTANT MEDICAL CARE CENTER		4	1	20%	5
NIBHA MEDIRATTA MD PL			5	100%	5
XRL SXF REF LAB		5			5
GRADY MEMORIAL HOSPITAL/MICRO			5	100%	5
CVS IN6757POCT COLUMBUS		5			5
URGENT MED INC		3	2	40%	5
MEDEXPRESS URGENT CARE - MOUNTAIN HOME		4	1	20%	5
UNIVERSITY OF CHICAGO MEDICAL CENTER LAB			5	100%	5
CVS NJ715POCT WAYNE		5			5
FLORIDA HOSPITAL LAKE MARY		5			5
MORGAN STANLEY HEALTH CENTER		5			5
MIAMI CANCER INSTITUTE			5	100%	5
DEVANSH LAB WERKS		1	4	80%	5
RIO PINAR HEALTH CARE			5	100%	5
WELLMED AT APOLLO BEACH BLVD		3	2	40%	5
GENTLE HANDS MOBILE PHLEBOTOMY			5	100%	5
CVS PA10034POCT PITTSBURGH		5			5
ST LUCIE COUNTY HEALTH DEPARTMENT		4	1	20%	5
MEDEXPRESS URGENT CARE LAVALE		5			5
AEL KNOXVILLE			5	100%	5
QUINTON MEMORIAL HEALTH CARE CENTER		5			5
CVS MA299POCT WORCESTER		5			5
MEDEXPRESS - NEW CASTLE, DUPONT HWY		4	1	20%	5
JOSEPH SCHENKER MD PC		5			5
WINCHESTER MEDICAL CENTER			5	100%	5
UNIVERSITY OF MIAMI / SCCC RESEARCH LABORATORY			5	100%	5
MEDEXPRESS URGENT CARE PLEASANT HILLS		4	1	20%	5
COLUMBIA MEMORIAL HOSPITAL LABORATORY		5			5
MEDEXPRESS URGENT CARE - BRIDGEVILLE		5			5
BAPTIST HEALTH - TOWN CENTER			5	100%	5
MINUTECLINIC DIAG OF IND, LLC #6910		5			5
JOHN T MACKAY MD			5	100%	5
DICKSON MEDICAL ASSOCIATES PC PATH LAB		4	1	20%	5
CVS SC1540POCT MYRTLE BEACH		4	1	20%	5
ALLIANCE FOR MULTISPECIALTY RESEARCH		5			5
AHF PUBLIC HEALTH LABORATORY			5	100%	5
APC PEDIATRICS			5	100%	5
MEDEXPRESS URGENT CARE - DANVILLE		5			5
VEIL VALLEY MEDICAL CENTER			5	100%	5

COVID-19: testing by laboratory

Data through May 1, 2021 verified as of May 2, 2021 at 09:25 AM

Data in this report are provisional and subject to change.

The numbers in the table below represent the number of Florida and non-Florida residents for whom test results were received by the Department of Health. A person can be tested by more than one laboratory and can have both positive and negative results. **Therefore, the sum of the numbers in each column will be larger than the total number of people tested.**

Reporting lab	Inconclusive	Negative	Positive	Percent positive	Total
MINNESOTA DEPARTMENT OF HEALTH PUBLIC HEALTH LABORATORY DIVISION	1		4	80%	5
SIENA COLLEGE SPORTS MEDICINE CENTER		5			5
CVS OH3393POCT AURORA		4	1	20%	5
QUALITY MEDICAL CARE			5	100%	5
SONATA VERO BEACH		5			5
MENORAH MANOR			5	100%	5
MIAMI MEDICAL CONSULTANT PA			5	100%	5
LABCORP UNSPECIFIED		5			5
DELAWARE PUBLIC HEALTH LABORATORY		2	3	60%	5
DOCTORS HOSPITAL LAB MEDICAL OFFICE BUILDING			5	100%	5
CVS NH2257POCT MANCHESTER		4			4
Heartland of Boynton Beach			4	100%	4
MEADOWS AT CYPRESS GARDENS, THE		3	1	25%	4
ASCENSION ST VINCENT'S MEDICAL CENTER		3	1	25%	4
GUTHRIE MEDICAL GROUP - CORNING		3	1	25%	4
NHC HealthCare, Pulaski		4			4
GIEBEIG FAMILY MEDICINE PA			4	100%	4
SOUTH FLORIDA PEDIATRIC PARTNERS			4	100%	4
UF HEALTH PATHOLOGY LABORATORIES			4	100%	4
VIDANT MEDICAL CENTER			4	100%	4
WALGREENS #07034		4			4
Crowne Health Care of Greenville		4			4
PREMIER PEDIATRICS LLC			4	100%	4
MEDEXPRESS URGENT CARE, FAIRMONT		4			4
ManorCare Rehabilitation Center- Decatur		4			4
IMIC INC RESEARCH			4	100%	4
SOUTH MIAMI HOSPITAL		1	3	75%	4
GILCHRIST COUNTY HEALTH DEPT			4	100%	4
CORTLAND REGIONAL MEDICAL CENTER		4			4
SHARP MEMORIAL HOSPITAL MICROBIOLOGY DEPT			4	100%	4
Rosedale Green		4			4
TAVARES VA COMMUNITY OUTPATIENT CLINIC		4			4
MINUTECLINIC DIAG OF IND LLC #1367		4			4
CVS CA8850POCT HUNTINGTON BEACH		3	1	25%	4
SOUTH FLORIDA RESEARCH ORGANIZATION			4	100%	4
MAYO CLINIC BEACHES PRIMARY CARE CTR		3	1	25%	4
MINUTECLINIC DIAGNOSTIC MED GRP OF ORA		3	1	25%	4
CARE ONE PRIMARY CARE			4	100%	4
BETHESDA HOSPITAL WEST BLOOD GAS LAB			4	100%	4
BAYSTATE MEDICAL CENTER		2	2	50%	4
FLORIDA HOSPITAL ALTAMONTE		2	2	50%	4
LAKESIDE HOSPITAL BELLE GLADE			4	100%	4
MARK HOANG MD PA			4	100%	4
ADVENTHEALTH MEDICAL GROUP COMMUNITY MEDICINE		3	1	25%	4
Kroger 895 - The Little Clinic Green Hills		4			4
AFC URGENT CARE GUNBARREL			4	100%	4
JUPITER INTERNAL MEDICINE AND ASSOCIATES			4	100%	4

COVID-19: testing by laboratory

Data through May 1, 2021 verified as of May 2, 2021 at 09:25 AM

Data in this report are provisional and subject to change.

The numbers in the table below represent the number of Florida and non-Florida residents for whom test results were received by the Department of Health. A person can be tested by more than one laboratory and can have both positive and negative results. **Therefore, the sum of the numbers in each column will be larger than the total number of people tested.**

Reporting lab	Inconclusive	Negative	Positive	Percent positive	Total
ENGLE CENTER FOR HEALTH SERVICES		4			4
PALM BEACH CANCER INSTITUTE			4	100%	4
IMA MEDICAL CENTER OF OVIEDO			4	100%	4
DEPARTMENT OF HEALTH AND HUMAN SERVICES		2	2	50%	4
DEPARTMENT OF PATHOLOGY ROME MEMORIAL		3	1	25%	4
INTERMARKET FACILITY			4	100%	4
SIGNATURE CARE EMERGENCY CENTER		2	2	50%	4
CALUSA HARBOUR			4	100%	4
L3HARRIS FAMILY MEDICAL CENTER			4	100%	4
MEDEXPRESS URGENT CARE - CINNAMINSON		3	1	25%	4
MEDEXPRESS URGENT CARE - RUNNEMEDE		2	2	50%	4
CVS CA9492POCT YORBA LINDA		4			4
EXTENDICARE HEALTH & REHAB CENTER		4			4
MEDEXPRESS URGENT CARE - KOKOMO		4			4
PHOEBE SUMTER MEDICAL CENTER LABORATORY		3	1	25%	4
MEDEXPRESS URGENT CARE - FORT SMITH		4			4
MINUTECLINIC DIAGNOSTIC OF NORTH CARO		4			4
MINUTECLINIC DIAGNOSTIC OF MICHIGAN, P		4			4
EPI			4	100%	4
MEDEXPRESS URGENT CARE - MARKHAM STREE		3	1	25%	4
MAURY REGIONAL MEDICAL CENTER		4			4
MEDEXPRESS URGENT CARE - WESTFIELD, E MAIN ST		3	1	25%	4
HOME DOCS		2	2	50%	4
The Oaks of Clearwater		4			4
MINUTECLINIC DIAG OF IND, LLC #6483		2	2	50%	4
MINUTECLINIC DIAGNOSTIC OF VIRGINIA, LLC #392		4			4
POINTE MEDICAL SERVICES INC		2	2	50%	4
SunTerrace Health Care Center		3	1	25%	4
INFINITI LABS INC			4	100%	4
WESLEY CHAPEL INTERNAL MEDICINE AND PEDIATRICS			4	100%	4
LIFEHOPE LABS			4	100%	4
MEDICAL CENTER ENTERPRISE			4	100%	4
OMNICARE PHARMACY OF TEXAS 1		4			4
CVS MA915POCT BEVERLY		2	2	50%	4
State Lab Unspecifd			4	100%	4
AKRON GENERAL MEDICAL CENTER MAIN		4			4
RAJ K PAI MD PA			4	100%	4
ELIZABETH CITY HEALTH & REHABILITATION		4			4
CVS MA2297677CV BOSTON		4			4
RELIANT ACUTE CARE			4	100%	4
BETHPAGE MEDICAL PLLC		4			4
Health Care Center of Jacksonville			4	100%	4
ADVENTHEALTH NEW SMYRNA BEACH COMMUNITY HEALTH			4	100%	4
MEDEXPRESS URGENT CARE CHICOPEE		3	1	25%	4
EAST TENNESSEE CHILDREN'S HOSPITAL		3	1	25%	4
CLINICAL CARE CENTER, INC			4	100%	4
MICHIGAN HEALTH CLINIC LABORATORIES		3	1	25%	4

COVID-19: testing by laboratory

Data through May 1, 2021 verified as of May 2, 2021 at 09:25 AM

Data in this report are provisional and subject to change.

The numbers in the table below represent the number of Florida and non-Florida residents for whom test results were received by the Department of Health. A person can be tested by more than one laboratory and can have both positive and negative results. **Therefore, the sum of the numbers in each column will be larger than the total number of people tested.**

Reporting lab	Inconclusive	Negative	Positive	Percent positive	Total
HEALTHQUEST, INC		3	1	25%	4
BIOTEST PLASMA CENTER		4			4
COLONIAL MEDICAL CENTER-EAST ORLANDO			4	100%	4
JOHNNIE RUTH CLARKE LAB			4	100%	4
SIMEDHEALTH, LLC		2	2	50%	4
CAPTAIN JAMES A. LOVELL FEDERAL HEALTHCARE CENTER			4	100%	4
NEMOURS CHILDREN'S CLINIC			4	100%	4
HARBOUR ISLAND PEDIATRICS LLC			4	100%	4
CVS M05655POCT LIBERTY		1	3	75%	4
FLORIDA HEALTH CARE PLANS STIRLING CENTER			4	100%	4
CVS IL7017POCT BLOOMINGTON		4			4
FLORIDA DEPARTMENT OF HEALTH (FDOH)		2	2	50%	4
AIREVAC INTERNATIONAL		4			4
Mill Valley Care Center		4			4
CULLMAN REGIONAL URGENT CARE		3	1	25%	4
CVS IL4778POCT EVANSTON		4			4
GUTHRIE CORNING HOSPITAL LABORATORY		4			4
GERALD CHAMPION REGIONAL MEDICAL CENTE		4			4
CVS AZ33POCT TEMPE		4			4
CENTERPLACE HEALTH, INC			4	100%	4
EXCEL URGENT CARE OF NJ, LLC		2	2	50%	4
CVS IN7653POCT EVANSVILLE		3	1	25%	4
BARRANCO CLINIC PA, THE	1	3			4
MEMORIAL HEALTH CARE SYSTEMS			4	100%	4
CVS PA10825POCT PLYMOUTH MEETING		4			4
CVS SC2269POCT COLUMBIA		3	1	25%	4
SUMMERFORD NURSING HOME, INC.		4			4
SUMNER REGIONAL MEDICAL CENTER		3	1	25%	4
UAB URGENT CARE CLINIC			4	100%	4
CAREWELL 202			4	100%	4
CVS MA920POCT CLINTON		4			4
MARIANNA CBOC		4			4
THE DOCTOR'S OFFICE OF WEST CALDWELL		4			4
MINUTECLINIC DIAGNOSTIC OF OHIO #5060		4			4
KENTUCKY CABINET FOR HEALTH AND FAMILY SERVICES			4	100%	4
Kennedy University Hospital -Wash Twp L		4			4
CVS AZ5026POCT MESA		4			4
REFUGE A HEALING PLACE, THE			4	100%	4
ST JOHN'S RIVERSIDE HOSPITAL		3	1	25%	4
MEDEXPRESS URGENT CARE, LANCASTER WEST		2	2	50%	4
AHC of Mckenzie		4			4
OPTUM FLORIDA		3	1	25%	4
MEDEXPRESS URGENT CARE - ANDERSON		4			4
15 TO KNOW			4	100%	4
MEDEXPRESS URGENT CARE - WEST ST PAUL, ROBERT ST S		3	1	25%	4
NORTH OKALOOSA CLINIC CORP		1	3	75%	4
LEON MEDICAL CENTERS, LLC			4	100%	4

COVID-19: testing by laboratory

Data through May 1, 2021 verified as of May 2, 2021 at 09:25 AM

Data in this report are provisional and subject to change.

The numbers in the table below represent the number of Florida and non-Florida residents for whom test results were received by the Department of Health. A person can be tested by more than one laboratory and can have both positive and negative results. **Therefore, the sum of the numbers in each column will be larger than the total number of people tested.**

Reporting lab	Inconclusive	Negative	Positive	Percent positive	Total
MID FLORIDA HEALTH INC			4	100%	4
MEDNOW URGENT CARE		3	1	25%	4
AFTER HOURS PEDS			4	100%	4
MEDEXPRESS URGENT CARE-ARLINGTON		3	1	25%	4
CVS OH6149POCT UPPER ARLINGTON		2	2	50%	4
CAPITAL HEALTH LABORATORY INC			4	100%	4
FAMILY MEDICINE AT WATERMAN		4			4
CULLMAN REGIONAL MEDICAL CENTER		3	1	25%	4
MEDEXPRESS URGENT CARE- ALLISON PARK		2	2	50%	4
Loretto Health and Rehabilitation Center		4			4
SOUTHWESTERN REGIONAL MEDICAL CENTER - TULSA		4			4
CARENOW-LEBANON		2	2	50%	4
BAYLOR ESOTERIC AND MOLECULAR LAB			4	100%	4
MPG JACKSONVILLE ATLANTIC BLVD		1	3	75%	4
INTRACOASTAL LABS INC		4			4
MEDAC AT PORTERS NECK			4	100%	4
TOTAL RENAL LAB		3	1	25%	4
Kroger 124 - The Little Clinic University		3	1	25%	4
NEXT BIO RESEARCH SERVICES, LLC		1	3	75%	4
SONIC REFERENCE LABORATORY			4	100%	4
ST. MARY'S HOSPITAL			4	100%	4
OLEAN GENERAL HOSPITAL		4			4
MEDEXPRESS URGENT CARE NORWIN		4			4
WOMACK ARMY MEDICAL CENTER			4	100%	4
CVS CA9497POCT IRVINE		4			4
COVID PROCESSING SITE			4	100%	4
MEDICINE SHOPPE #1306 THE		3	1	25%	4
CELEBRATION PEDIATRICS			4	100%	4
MEDEXPRESS URGENT CARE- FORT WORTH N T		4			4
COMMUNITY PHYSICIANS OF NORTH PORT PA			4	100%	4
MOBILE URGENT CARE			4	100%	4
JFK INTERNAL MEDICINE FACULTY PRACTICE		2	2	50%	4
BELLIN HEALTH LAB		1	3	75%	4
STANFORD HEALTH CARE ANATOMIC PATHOLOGY & CLINICAL LAB			4	100%	4
CVS PA1193POCT JENKINTOWN		4			4
CONSOLIDATED LABORATORY SERVICES			4	100%	4
VA SALT LAKE CITY HCS		4			4
MINUTECLINIC DIAGNOSTIC OF TEXAS, LLC #7435		2	2	50%	4
FLORIDA HOSPITAL PHYSICIANS GROUP		1	3	75%	4
MINUTECLINIC, LLC #5707		4			4
ARCPOINT LABS OF FORT LAUDERDALE, FL CENTRAL		1	3	75%	4
VITAL CARE URGENT CARE			4	100%	4
YORK HOSPITAL: MICROBIOLOGY			4	100%	4
JERSEY IRISH MEDICAL (DBA AFC URGENT C		3	1	25%	4
PHYSICIANS IMMEDIATE CARE AURORA			4	100%	4
WALGREENS # 09788		4			4
HCR ManorCare Greentree		4			4

COVID-19: testing by laboratory

Data through May 1, 2021 verified as of May 2, 2021 at 09:25 AM

Data in this report are provisional and subject to change.

The numbers in the table below represent the number of Florida and non-Florida residents for whom test results were received by the Department of Health. A person can be tested by more than one laboratory and can have both positive and negative results. **Therefore, the sum of the numbers in each column will be larger than the total number of people tested.**

Reporting lab	Inconclusive	Negative	Positive	Percent positive	Total
Lakeview Village		4			4
UNIVERSITY OF WASHINGTON MEDICAL CENTER (UWMC) EMERGENCY DEPT.			4	100%	4
CVS OH2342POCT WEST CHESTER		3	1	25%	4
OPTUM OF RED ROAD		4			4
Eldorado Rehab & Healthcare		4			4
HAVEN CUSTEAD CARE CENTER		1	3	75%	4
PANCARE HEALTH YOUNGSTOWN			4	100%	4
AIRCARE INTERNATIONAL		4			4
PRESBYTERIAN FAMILY HEALTHCARE-KASEMAN		4			4
MINUTECLINIC DIAG OF IND, LLC #6908		4			4
MEMORIAL HEALTHCARE SYSTEM		1	3	75%	4
MOUNT SINAI AVENTURA DIAGNOSTIC CENTER			4	100%	4
PILGRIM PHARMACY INC		4			4
PEACEHEALTH LABORATORIES		3	1	25%	4
PINELLAS POINT NURSING AND REHAB			4	100%	4
INDUSTRY LAB DIAGNOSTIC PARTNERS			4	100%	4
WINDER NURSING INC DBA WINDER HEALTH CARE		4			4
Brookcrest Nursing Home		4			4
CVS OH3329POCT LAKEWOOD		4			4
Georgiana Health and Rehabilitation, LLC		4			4
CVS PA1657POCT YORK		3	1	25%	4
CAREMOUNT MEDICAL PC - BEDFORD URGENT		4			4
MEDFIRST URGENT CARE			4	100%	4
WHITE EARTH IHS MAIN LAB		4			4
SINAI PLAZA NURSING AND REHAB CENTER			4	100%	4
MINNESOTA DEPARTMENT OF HEALTH LABORATORY	1		3	75%	4
RAS MEDICAL SOLUTIONS, LLC		3	1	25%	4
ROAN DRUG COMPANY LLC		4			4
MINUTECLINIC LLC (2335)		3	1	25%	4
Kroger 186 - The Little Clinic Holiday Manor		3	1	25%	4
MINUTECLINIC DIAGNOSTIC OF WISCONSIN, LLC		4			4
DYNACARE LABORATORIES			4	100%	4
CHILDREN'S HEALTHCARE OF ATLANTA		4			4
Kroger 752 - The Little Clinic Central Station		3	1	25%	4
BAPTIST HEALTH MEDICAL CENTER			4	100%	4
MEDEXPRESS URGENT CARE - WICHITA, S SENECA ST		2	2	50%	4
SACRED HEART HEALTH SYSTEMS INC			4	100%	4
NDX-CORE LAB			4	100%	4
CVS SC4382POCT SPARTANBURG		4			4
CVS MINUTE CLINIC DIAGNOSTIC MED GRP		4			4
Hunterdon Medical Center Laboratory		4			4
WALGREENS #04311		4			4
ENCOMPASS HOME HEALTH		4			4
1ST CHOICE URGENT CARE CENTER LLC		3	1	25%	4
Park Ridge Nursing Center		3	1	25%	4
FHCP – ORMOND BEACH			4	100%	4
FLORIDA HEALTHCARE PLAN			4	100%	4

COVID-19: testing by laboratory

Data through May 1, 2021 verified as of May 2, 2021 at 09:25 AM

Data in this report are provisional and subject to change.

The numbers in the table below represent the number of Florida and non-Florida residents for whom test results were received by the Department of Health. A person can be tested by more than one laboratory and can have both positive and negative results. **Therefore, the sum of the numbers in each column will be larger than the total number of people tested.**

Reporting lab	Inconclusive	Negative	Positive	Percent positive	Total
ASCENDI HOME HEALTH AGENCY INC			4	100%	4
ELEVATION DIAGNOSTICS		4			4
CLINICAL ASSOCIATES OF ORLANDO LLC		4			4
CVS PA2687POCT EXTON		4			4
ARCPPOINT LABS OF ALTAMONTE SPRINGS		2	2	50%	4
SOUTHLAND SUITES OF LAKE LAND			4	100%	4
WILLIAM S MIDDLETON MEMORIAL VET HOSP		4			4
SOUTH BAY CORRECTIONAL FACILITY			4	100%	4
PM PEDIATRICS OF SELDEN PLLC		4			4
LATCHER LABORATORY OF A O FOX MEMORIAL		2	2	50%	4
LAKE FOREST PARK OP CO LLC		4			4
CRESTAR LABS		2	2	50%	4
CVS PA4000POCT INDIANA		4			4
COVANCE CLS			4	100%	4
URGENT CARE - OCONEE		2	2	50%	4
TRUE HEALTH- HOFFNER		3	1	25%	4
DR. G'S URGENT CARE			4	100%	4
CARNEGIE HILL PEDIATRICS LLP		3	1	25%	4
TARPON SPRINGS PEDIATRICS, LLC			4	100%	4
AURORA BAYCARE UROLOGY			4	100%	4
HAMPTON ALF AT 24TH ROAD LLC			4	100%	4
THE OASIS ALF		4			4
URGENT CARE OF THE SMOKIES			4	100%	4
DEACONESS HOSPITAL			4	100%	4
Kroger 125 - The Little Clinic Castle Rock		3	1	25%	4
COVENIENT CARE MEDICAL CLINIC			4	100%	4
BUCKINGHAM PLACE ALF		4			4
CVS CA9963POCT SAN DIEGO		4			4
MASSENA HOSPITAL LABORATORY		4			4
ST PETE DIRECT PRIMARY CARE		2	2	50%	4
SOMA MEDICAL CENTER PA #3 PALOMINO			4	100%	4
ORLANDO REGIONAL HEALTH SERVICES		2	2	50%	4
FCHC (OB)-DARWIN SQUARE CTR.			4	100%	4
CORIZON HEALTH INC			4	100%	4
CROSSROADS URGENT CARE PLLC		4			4
NOVANT HEALTH PRESBYTERIAN		2	2	50%	4
LOUISIANA DEPT. OF HEALTH AND HOSPITALS-INFECTIOUS DISEASE EPI SECTION			4	100%	4
PRIMECARE		2	2	50%	4
LIFE CARE HOME HEALTH SERVICES LLC		1	3	75%	4
MIDDLETON PEDIATRICS			4	100%	4
UNIVERSITY OF MIAMI HOSPITALS & CLINIC			4	100%	4
OHIO CVS STORES		3	1	25%	4
FAMILY MEDICINE AT WINTER PARK			4	100%	4
MEDEXPRESS URGENT CARE - SOMERSET TOWNSHIP		4			4
PM PEDIATRICS OF BAYSIDE, PLLC - MANHASSET		4			4
CAREWELL URGENT CARE			4	100%	4
HEALTH EXPRESS URGENT CARE		2	2	50%	4

COVID-19: testing by laboratory

Data through May 1, 2021 verified as of May 2, 2021 at 09:25 AM

Data in this report are provisional and subject to change.

The numbers in the table below represent the number of Florida and non-Florida residents for whom test results were received by the Department of Health. A person can be tested by more than one laboratory and can have both positive and negative results. **Therefore, the sum of the numbers in each column will be larger than the total number of people tested.**

Reporting lab	Inconclusive	Negative	Positive	Percent positive	Total
OKLAHOMA STATE UNIVERSITY DIAGNOSTIC LAB			4	100%	4
CVS IL1170POCT JOLIET		4			4
University Plaza Rehabilitation and Nursing			4	100%	4
MD NOW URGENT CARE - DELRAY WEST			4	100%	4
AIRPORT CLINIC			4	100%	4
ACCESS RECOVERY SOLUTIONS LLC			4	100%	4
SIGNATURE CARE MONTROSE		2	2	50%	4
UVA HEALTH SYSTEM MEDICAL LABORATORIES			4	100%	4
MEDEXPRESS URGENT CARE - TEAYS VALLEY		3	1	25%	4
BOND & STEELE CLINIC PA D/B/A BOND CLINIC PA		4			4
ORANGE COUNTY HEALTH DEPARTMENT		2	2	50%	4
MAILBOX DIAGNOSTICS		2	2	50%	4
SMOKY MOUNTAIN URGENT CARE AND FAMILY MEDICINE CENTER			4	100%	4
MOBILE HEALTH MEDICAL SERVICES PC		4			4
MEDEXPRESS URGENT CARE, HANOVER		3	1	25%	4
Marian Manor, Inc		4			4
BETTERMED URGENT CARE			4	100%	4
COMMUNITY HEALTH CENTERS INC			4	100%	4
CVS OH4300POCT STRONGSVILLE		4			4
Metro West Nursing and Rehab			4	100%	4
LB Broen Home		4			4
REHABILITATION CENTER OF WINTER PARK,THE			4	100%	4
CVS MN6811POCT PLYMOUTH		4			4
FLORIDA HEART AND VASCULAR			4	100%	4
HARBORCHASE OF VILLAGES CROSSING			4	100%	4
MD ANDERSON			4	100%	4
HACKENSACK MERIDIAN URGENT CARE, PC		4			4
MINUTECLINIC DIAGNOSTIC OF NH, LLC (CL		3	1	25%	4
COOK HOSPITAL AND CARE CENTER		3	1	25%	4
Orchid Cove at Naples			4	100%	4
WELLSTAR DOUGLAS HOSPITAL LABORATORY		4			4
CONSULATE HEATH CARE AT WEST ALTAMONTE			4	100%	4
CVS MI8091POCT FRASER		3	1	25%	4
PROMPT CARE OF CENTRAL FLORIDA LLC		1	3	75%	4
LEESBURG REGIONAL MEDICAL CENTER URGENT CARE			4	100%	4
SKYLINE UROLOGY		4			4
CVS NE5714POCT OMAHA		3	1	25%	4
FLORIDA MEDICAL CENTER		1	3	75%	4
PARKWAY DRUGS OF ONEIDA COUNTY NORTH I		3	1	25%	4
CVS TX3292POCT WYLIE		4			4
GASTROENTEROLOGY ASSOC OF PENSACOLA, PA		2	2	50%	4
Millennium Nursing & Rehab Center		4			4
Kroger 959 - The Little Clinic Carmel		4			4
UNIVERSITY OF MICHIGAN		2	2	50%	4
Medilodge of Alpena		4			4
DEPARTMENT OF HEALTH/ NEW YORK			4	100%	4
BETHPAGE EXTENDED HOURS CENTER		4			4

COVID-19: testing by laboratory

Data through May 1, 2021 verified as of May 2, 2021 at 09:25 AM

Data in this report are provisional and subject to change.

The numbers in the table below represent the number of Florida and non-Florida residents for whom test results were received by the Department of Health. A person can be tested by more than one laboratory and can have both positive and negative results. **Therefore, the sum of the numbers in each column will be larger than the total number of people tested.**

Reporting lab	Inconclusive	Negative	Positive	Percent positive	Total
TMH REHABILITATION CENTER		4			4
RML PHARMACY PC		4			4
CVS OH6164POCT DELAWARE		4			4
MEDEXPRESS URGENT CARE - WEXFORD		4			4
UNIVERSITY OF MIAMI STUDENT HEALTH SERVICE			4	100%	4
DACH MAIN LAB			4	100%	4
MEDEXPRESS URGENT CARE - LITTLE ROCK		3	1	25%	4
INTERMOUNTAIN HEALTHCARE CENTRAL LABORATORY			4	100%	4
Crowne Health Care of Montgomery		4			4
PORT ORANGE NURSING & REHAB			4	100%	4
Westminster Manor		3	1	25%	4
BAPTIST HOSPITAL NURSING/PATIENT CARE			4	100%	4
ELITE PRIMARY CARE OF WAYCROSS		1	3	75%	4
CHILDREN'S MEDICAL GROUP		4			4
REGIONAL MEDICAL LAB			4	100%	4
FAMILY MEDICAL CLINIC HOMESTEAD, LLC			4	100%	4
MEDHELP 280		4			4
DEPARTMENT OF HEALTH AND ENVIRONMENTAL CONTROL			4	100%	4
NEULIFE NEUROLOGICAL SERVICES LLC			4	100%	4
APOPKA FAMILY HEALTH CENTER		3	1	25%	4
WALGREENS #3811		1	3	75%	4
WALGREENS # 04440		3	1	25%	4
PLAINVIEW PRIMARY CARE		4			4
CENTRAL FLORIDA INTERNAL OCCUPATIONAL AND		4			4
KINGSTON RESIDENCE OF MARION		4			4
LUVERNE HEALTH AND REHABILITATION		4			4
CARTERSVILLE MEDICAL CENTER		1	3	75%	4
HEARTLAND - CHARLESTON OF HANAHAN SC,		4			4
ACCENT PHYSICIAN SPECIALISTS PA		4			4
MONTANA DEPARTMENT OF PUBLIC HEALTH & HUMAN SERVICES			4	100%	4
BLACK STALLION WALK IN AND EXERCISE CLINICS LLC		1	3	75%	4
VA OUTPATIENT PHARMACY			4	100%	4
MEDEXPRESS URGENT CARE - EWING		4			4
Glenis Dr VA Outpatient Clinic		3	1	25%	4
MEDEXPRESS URGENT CARE - TULSA, S YALE AVE		4			4
CVS MA969POCT PALMER		4			4
SOFTCELL L-FORM LABORATORIES, LLC		1	3	75%	4
PANCARE HEALTH - PONCE DE LEON			4	100%	4
CVS OH2486POCT NILES		2	2	50%	4
REMEDY URGENT CLINIC		2	2	50%	4
FASTMED URGENT CARE			4	100%	4
IVY CREEK URGENT CARE OF ENTERPRISE			4	100%	4
SOUTHEASTERN REGIONAL MEDICAL CENTER			4	100%	4
CVS TX5807POCT PEARLAND		4			4
RIVER CITY MEDICAL ASSOCIATES INC			4	100%	4
HAMILTON MEDICAL CENTER LABORATORY		2	2	50%	4
FHPG TAMPA PRIMARY CARE			4	100%	4

COVID-19: testing by laboratory

Data through May 1, 2021 verified as of May 2, 2021 at 09:25 AM

Data in this report are provisional and subject to change.

The numbers in the table below represent the number of Florida and non-Florida residents for whom test results were received by the Department of Health. A person can be tested by more than one laboratory and can have both positive and negative results. **Therefore, the sum of the numbers in each column will be larger than the total number of people tested.**

Reporting lab	Inconclusive	Negative	Positive	Percent positive	Total
LAKE MARY PEDIATRICS			4	100%	4
BRENTWOOD SENIOR LIVING AT ST PETE			4	100%	4
ASPEN VALLEY HOSPITAL			4	100%	4
ELEVATION HEALTH LABORATORY		4			4
BRANDON REGIONAL EMERGENCY CTR			4	100%	4
BARTON MEMORIAL HOSPITAL		3	1	25%	4
ADVANCED URGENT CARE LLC		1	3	75%	4
FISHERMEN'S HOSPITAL			4	100%	4
H/L of WEst AShley Rhability and Nursing Center		4			4
Oak Creek Terrace		4			4
NOT GIVEN		1	3	75%	4
WOMEN'S CARE FLORIDA, LLC		4			4
DTR LABS		3	1	25%	4
ACHN CLINIC			4	100%	4
EXPRESS TESTING-ONE			4	100%	4
PDL PHARMACY CORP			4	100%	4
ManorCare Health Services Camp Hill		4			4
MINUTECLINIC DIAG OF IND, LLC #6472		4			4
MEDEXPRESS URGENT CARE-SELINGSGROVE		3	1	25%	4
Kroger 339 - The Little Clinic Highlands - Bardstown Road		4			4
FLORENCE - HUNTSVILLE HOSPITAL URGENT CARE		3	1	25%	4
STONE CLINICAL LABORATORIES OF FL LLC		4			4
MONTCLAIR STATE UNIV/HLTH & WELLNESS		4			4
UNION CITY MANOR NURSING CENTER		4			4
SANFORD SOUTH UNIVERSITY		4			4
CVS MA217POCT TEWKSBURY		3	1	25%	4
MERCY HOSPITAL			4	100%	4
WYOMING PUBLIC HEALTH LAB			4	100%	4
MEDSTAR LABORATORY INC		3	1	25%	4
DERMATOLOGY SPECIALISTS OF FL - DR. JON WARD			4	100%	4
CVS CA9145POCT SANTEE		3	1	25%	4
MEDEXPRESS URGENT CARE - CHERRY HILL		4			4
FLORIDA CANCER SPECIALISTS AND RESEARCH		2	2	50%	4
TANNER MEDICAL CENTER LABORATORY		3	1	25%	4
COMMUNITY HEALTH CENTER OF WEST PALM BEACH			4	100%	4
CVS TX1057POCT SAN ANTONIO		3	1	25%	4
GENUS DIAGNOSTICS			4	100%	4
ANY LAB TEST FAST CORP		3	1	25%	4
Bethany Health and Rehab		4			4
FLORIDA MEDICAL CLINIC -INTERNAL MED DADE CITY			4	100%	4
NHC HealthCare, Cookeville		4			4
ADMERA HEALTH			4	100%	4
NAVAL HOSPITAL CAMP PENDLETON			4	100%	4
MOBIL LAB FOR ALL INC		4			4
NYC PUBLIC HEALTH LABS			4	100%	4
Harbor House		4			4
Sears Coastal Nursing and Rehab		4			4

COVID-19: testing by laboratory

Data through May 1, 2021 verified as of May 2, 2021 at 09:25 AM

Data in this report are provisional and subject to change.

The numbers in the table below represent the number of Florida and non-Florida residents for whom test results were received by the Department of Health. A person can be tested by more than one laboratory and can have both positive and negative results. **Therefore, the sum of the numbers in each column will be larger than the total number of people tested.**

Reporting lab	Inconclusive	Negative	Positive	Percent positive	Total
LABQ CLINICAL DIAGNOSTICS		4			4
CVS OH4499POCT LYNDHURST		2	2	50%	4
AFFINITY URGENT CARE			4	100%	4
CVS NV8784POCT LAS VEGAS		3	1	25%	4
MARSHFIELD LABORATORIES			4	100%	4
WE CARE - CARNIVAL CRUISELINE		4			4
MONTEFIORE MEDICAL CENTER LABS MONTEFIORE		3	1	25%	4
MIAMI COMMUNITY HEALTH CENTER INC		1	3	75%	4
WILLIAM A HINTON STATE LABORATORY INSTITUTE		1	3	75%	4
STEAMBOAT EMERGENCY CENTER			4	100%	4
Willowbrooke Court at Country House		4			4
MINUTE CLINIC DIAGNOSTIC OF VIRGINIA, LLC #6292		3	1	25%	4
CVS MO4850POCT SPRINGFIELD		4			4
PREMIER FAMILY AND SPORTS MEDICINE		2	1	33%	3
MEMORIAL HERMANN CONSOLIDATED LABORATORY SERVICES			3	100%	3
MEDEXPRESS URGENT CARE - WHEELING		2	1	33%	3
MEDEXPRESS URGENT CARE-CLOQUET		3			3
Maryfield Inc. dba Pennybyrn		3			3
CVS TX19POCT SPRING		3			3
HELIX BIOMEDICS LLC			3	100%	3
CONCENTRA - PLANTATION		3			3
THE CENTER FOR DISCOVERY		3			3
PEDIATRICS BY THE SEA JOG RD OFFICE			3	100%	3
MC DIAGNOSTIC OF CONNECTICUT, PC #252		2	1	33%	3
CURATIVE TEXAS			3	100%	3
FRESENIUS KIDNEY CARE			3	100%	3
BAPTIST HEALTH SURGERY CENTER AT NORTHPOINT			3	100%	3
BROOME COUNTY HEALTH DEPARTMENT		2	1	33%	3
HUMC		1	2	67%	3
MARRA'S PHARMACY		3			3
CARECENTER PHARMACY, LLC		3			3
MEDEXPRESS URGENT CARE, HERMITAGE		1	2	67%	3
SERENADES BY SONATA		1	2	67%	3
FLORIDA LABORATORY ANALYSIS, LLC			3	100%	3
CVS OH2381POCT LEWIS CENTER		3			3
HARRINGTON PARK HEALTH AND REHAB		3			3
THOMAS LANGLEY			3	100%	3
NORTHWELL HEALTH			3	100%	3
Kroger 635 - The Little Clinic Dacula		3			3
SOUTHCARE PHARMACY INC		1	2	67%	3
NEMOURS CHILDRENS PRIMARY CARE MAITLAND			3	100%	3
NC STATE LABORATORY OF PUBLIC HEALTH		3			3
EAST NAPLES PEDIATRICS			3	100%	3
2412 LEBANON PIKE		2	1	33%	3
SISD EMPLOYEE HEALTH CLINIC			3	100%	3
EMERALD TRACE		3			3
OPTUM PRIMARY CARE - SILVER LAKES			3	100%	3

COVID-19: testing by laboratory

Data through May 1, 2021 verified as of May 2, 2021 at 09:25 AM

Data in this report are provisional and subject to change.

The numbers in the table below represent the number of Florida and non-Florida residents for whom test results were received by the Department of Health. A person can be tested by more than one laboratory and can have both positive and negative results. **Therefore, the sum of the numbers in each column will be larger than the total number of people tested.**

Reporting lab	Inconclusive	Negative	Positive	Percent positive	Total
CVS CA9485POCT MISSION VIEJO		3			3
Kroger 522 - The Little Clinic Gahanna		2	1	33%	3
WINDERMERE PEDIATRICS			3	100%	3
UHEALTH CORAL SPRINGS			3	100%	3
NEWSTAR MEDICAL LABORATORIES		3			3
MANORCARE NURSING & REHABILITATION CENTER-NAPLES		3			3
MINUTECLINIC, LLC #05891		2	1	33%	3
TIEHH BIOTERRORISM RESPONSE LAB			3	100%	3
MEDICAL CITY DALLAS HOSPITAL			3	100%	3
DOUGLASVILLE NURSING AND REHABILITATIO		3			3
Mitchell Hollingsworth Nursing and Rehab		3			3
ONE MEDICAL GROUP		1	2	67%	3
CVS NC7548POCT FUQUAY VARINA		2	1	33%	3
QUALITY LABORATORY SERVICE		2	1	33%	3
LITTLE SPURS PEDIATRIC URGENT CARE		1	2	67%	3
WALGREENS #11329		3			3
COASTAL PEDIATRIC CARE			3	100%	3
GARCIA MORALES NELSON			3	100%	3
CLARA MAASS TRANSITIONAL CARE UNIT		3			3
MARYLAND STATE DEPT OF HEALTH	2		1	33%	3
CHEROKEE COUNTY HEALTH AND REHAB CENTER		3			3
GREATER MOBILE URGENT CARE – SPRINGHILL			3	100%	3
BROADWAY HEALTH FLORIDA MEDICAL CLINIC URGENT CARE			3	100%	3
MINUTE CLINIC DIAGNOSTIC OF KANSAS PA		3			3
LEGACY ER AND URGENT CARE			3	100%	3
MEDIC INFUSION PA		3			3
LAHEY CLINIC MEDICAL CENTER			3	100%	3
CVS AZ1720POCT QUEEN CREEK		3			3
NEMOURS CHILDREN'S URGENT CARE LAKE NONA			3	100%	3
GULF COAST IMMEDIATE CARE CENTER		1	2	67%	3
MEDEXPRESS URGENT CARE-SALINA, S 9TH ST		3			3
WHOLE CHILD PEDIATRICS			3	100%	3
HEALTH AND WELLNESS URGENT CARE LLC			3	100%	3
SOUTH LAKE FAMILY HEALTH CENTER			3	100%	3
CVS PA7132POCT THORNDALE		3			3
CVS MO10151POCT SPRINGFIELD		2	1	33%	3
St. Josephs Hospital		1	2	67%	3
CVS IN6608POCT NEW PALESTINE		1	2	67%	3
Domiciliary Rehab & Residential Treatment Program		3			3
BEEBE MEDICAL CENTER LABORATORY		3			3
SURETOX LABORATORY LLC		2	1	33%	3
CVS TX7156POCT RICHARDSON		3			3
ALLIED PHYSICIANS GROUP PLLC		3			3
ADVENTHEALTH IMAGING LAKE NONA		1	2	67%	3
HELIX LW UC		1	2	67%	3
SAN JUAN REGIONAL MEDICAL CENTER		3			3
DIGNITY HEALING LLC			3	100%	3

COVID-19: testing by laboratory

Data through May 1, 2021 verified as of May 2, 2021 at 09:25 AM

Data in this report are provisional and subject to change.

The numbers in the table below represent the number of Florida and non-Florida residents for whom test results were received by the Department of Health. A person can be tested by more than one laboratory and can have both positive and negative results. **Therefore, the sum of the numbers in each column will be larger than the total number of people tested.**

Reporting lab	Inconclusive	Negative	Positive	Percent positive	Total
OLYMPUS HEALTH AND PERFORMANCE			3	100%	3
ADRIANA M CASTRO MD PA		3			3
UNIVERSITY OF KANSAS MEDICAL CENTER			3	100%	3
FLORIDA MEDICAL ASSOCIATES		3			3
SUN TERRACE HEALTH CARE CENTER			3	100%	3
SOUTHERN SURGICAL ARTS		3			3
GYN PATH SERVICES			3	100%	3
CORNERSTONE MEDICAL CARE OF BRANDON		2	1	33%	3
US SPECIALTY LABS			3	100%	3
SINAI POST ACUTE NURSING AND REHAB CE		3			3
NEXTCARE WYOMING LLC			3	100%	3
CARENOW-ATASCOCITA			3	100%	3
CVS SC5471POCT LEXINGTON		2	1	33%	3
CVS NC2749POCT CONCORD		3			3
Grandview Health Care Center		3			3
NORTH DAKOTA DEPT OF HEALTH MICROBIOLOGY		1	2	67%	3
Kroger 753 - The Little Clinic Goss Avenue		3			3
CVS IL2297144CV CHICAGO		3			3
SOUTH COUNTY MENTAL HEALTH CENTER INC			3	100%	3
MID FLORIDA CLINICAL LABORATORY		2	1	33%	3
MEDEXPRESS URGENT CARE-CHIPPEWA		2	1	33%	3
ISLAND NURSING HOME		2	1	33%	3
CLINICA HISPANIA			3	100%	3
MAYO		1	2	67%	3
TERRACE OF ST CLOUD, THE		2	1	33%	3
CELEBRATION PRIMARY CARE ASSOCIATES LLC		3			3
CVS TX2876POCT PROSPER		3			3
CVS RI326POCT NORTH SMITHFIELD		3			3
PINELLAS PARK HEALTH CENTER - PINELLAS CHD		1	2	67%	3
ONslow MEMORIAL HOSPITAL LABORATORY		3			3
FREDERICK MEMORIAL HOSPITAL			3	100%	3
LEE CONVENIENT CARE AT SUMMERLIN			3	100%	3
CERTIVIA LABORATORIES			3	100%	3
MONTANA PUBLIC HEALTH LAB			3	100%	3
320 S TRANSIT ST		3			3
MUNSON MEDICAL CENTER			3	100%	3
TRUE HEALTH - LAKE UNDERHILL		3			3
ADVENTHEALTH MEDICAL GROUP PEDIATRICS AT APOPKA		3			3
FOUR WINDS BEHAVIORAL HEALTH		3			3
MEDICAL CENTER OF THE ROCKIES			3	100%	3
FAST PACE URGENT CARE			3	100%	3
WAL-MART STORES EAST LP		2	1	33%	3
ACCESS 365 URGENT CARE LLC		1	2	67%	3
Louis Stokes Cleveland VA - Midtown Dialysis Center		3			3
CVS KS676POCT LAWRENCE		2	1	33%	3
MED FUSION			3	100%	3
NEMOURS CHILDREN'S PRIMARY CARE, LONGWOOD			3	100%	3

COVID-19: testing by laboratory

Data through May 1, 2021 verified as of May 2, 2021 at 09:25 AM

Data in this report are provisional and subject to change.

The numbers in the table below represent the number of Florida and non-Florida residents for whom test results were received by the Department of Health. A person can be tested by more than one laboratory and can have both positive and negative results. **Therefore, the sum of the numbers in each column will be larger than the total number of people tested.**

Reporting lab	Inconclusive	Negative	Positive	Percent positive	Total
ADVANCED PEDIATRICS			3	100%	3
GROVES CENTER			3	100%	3
PIEDMONT MOUNTAINSIDE HOSPITAL LAB - E		3			3
NEW YORK STATE DEPARTMENT OF HEALTH		1	2	67%	3
Greystone Health Care Center		3			3
Overton Brooks VAMC		3			3
MINUTECLINIC DIAG OF IND, LLC #5369		2	1	33%	3
GINKGO-IXLAYER		3			3
LAURELLWOOD NURSING CENTER		1	2	67%	3
MINUTECLINIC DIAGNOSTIC OF WISCONSIN,		3			3
FAMILY TREE MEDICAL GROUP PA		2	1	33%	3
VA OUTPATIENT CLINIC-NEW PORT RICHEY			3	100%	3
HEALTH EXPRESS		3			3
CVS NH1004POCT SALEM		2	1	33%	3
FULGENT GENETICS HOUSTON		3			3
MEDEXPRESS-HOUSTON EAST FWY		1	2	67%	3
UNIVERSITY URGENT CARE			3	100%	3
MEDEXPRESS - WILMINGTON KIRKWOOD HIGHWAY		2	1	33%	3
PROHEALTH PRIMARY CARE - GLEN OAKS		3			3
JOJAN PHARMA INC		3			3
The Good Shepherd		3			3
Kroger 758 - The Little Clinic Providence		3			3
CVS MO5727POCT PLATTE CITY		3			3
PRIMARY CARE CENTER OF LAKE CITY, THE			3	100%	3
Fort Gaines Health and Rehab		3			3
TARRANT COUNTY PUBLIC HEALTH		3			3
HOLY CITY MED URGENT CARE			3	100%	3
CVS IL8753POCT CHICAGO		3			3
Kroger 448 - The Little Clinic Mason		3			3
RIGHT AT HOME			3	100%	3
IPSUM DIAGNOSTICS LLC		3			3
NEBRASKA DEPARTMENT OF HEALTH AND HUMAN SERVICES			3	100%	3
SAVANNAH COVE		3			3
HAWAII DEPARTMENT OF HEALTH			3	100%	3
CVS AZ7841POCT TUCSON		3			3
ROANE MEDICAL CENTER		2	1	33%	3
Broadview Multi-Care Center		3			3
VICAR'S LANDING NURSING HOME		2	1	33%	3
NEW GEN LABS			3	100%	3
BOSTON MEDICAL CENTER			3	100%	3
PENSACOLA MEDICAL CLINIC LLC			3	100%	3
KISSIMMEE URGENT CARE		3			3
IOWA DEPARTMENT OF PUBLIC HEALTH			3	100%	3
NORTHEAST FLORIDA INTERNAL MEDICINE PA		3			3
OCALA REGIONAL KIDNEY CENTER-WEST			3	100%	3
HOUSTON METHODIST HOSPITAL			3	100%	3
NORTHSIDE HOSPITAL D/B/A ARTHRITIS		3			3

COVID-19: testing by laboratory

Data through May 1, 2021 verified as of May 2, 2021 at 09:25 AM

Data in this report are provisional and subject to change.

The numbers in the table below represent the number of Florida and non-Florida residents for whom test results were received by the Department of Health. A person can be tested by more than one laboratory and can have both positive and negative results. **Therefore, the sum of the numbers in each column will be larger than the total number of people tested.**

Reporting lab	Inconclusive	Negative	Positive	Percent positive	Total
WYOMING DEPT OF HEALTH			3	100%	3
MINUTECLINIC DIAGNOSTIC OF PA LLC		3			3
CVS AZ7075POCT CHANDLER		3			3
MEDRITE MEDICAL CARE PC		3			3
EDITH NOURSE ROGERS MEMORIAL VAMC		3			3
CVS NJ1927POCT GREEN BROOK		3			3
HARBORCHASE OF GAINESVILLE			3	100%	3
PRIMARY & URGENT CARE CENTERS			3	100%	3
CVS NM7242POCT ALBUQUERQUE		3			3
FIRST CARE - MIDDLESBORO			3	100%	3
MT CARMEL PHARMACY INC		3			3
BICKERTON, DAWN		3			3
CVS OH5457POCT POWELL		3			3
COASTAL SKIN SURGERY AND DERMATOLOGY PL		3			3
EMERALD PARK OF HOLLYWOOD			3	100%	3
NEMOURS CHILDRENS PRIMARY CARE HORIZON WEST			3	100%	3
WALGREENS #01456		3			3
AFC URGENT CARE/FARRAGUT			3	100%	3
Village on the Green			3	100%	3
HARBORCHASE OF STUART			3	100%	3
CENTURY LINK SPORTS COMPLEX			3	100%	3
BROOKDALE LAKE MARY			3	100%	3
HALIFAX HEALTH CARE FOR WOMEN		3			3
MEDEXPRESS URGENT CARE-VINLAND SOUTH		2	1	33%	3
Magnolia Health and Rehab Center			3	100%	3
NORTH SHORE HOSP. INFECTION CONTROL			3	100%	3
ACL LABORATORIES INDUSTRIAL TOXICOLOGY			3	100%	3
PARRISH MEDICAL CENTER-WAIVED TESTING		3			3
LIVINGSTON COUNTY DEPT OF HEALTH REPRO			3	100%	3
SENTARA NORFOLK GENERAL HOSPITAL CENTRAL LAB			3	100%	3
PREMIER MOBILE HEALTH SERVICES, LLC		1	2	67%	3
SANIBEL MEDICAL CLINIC		1	2	67%	3
TAMPA		1	2	67%	3
BAPTIST PRIMARY CARE FERNANDINA BEACH			3	100%	3
MEDEXPRESS URGENT CARE - LAWRENCE		3			3
THE OASIS BEACHSIDE		3			3
HARBOUR'S EDGE		2	1	33%	3
ST LUKES HOSPITAL			3	100%	3
CARESPOT-WELLINGTON			3	100%	3
MINUTECLINIC, LLC #05814		3			3
Wilkes-Barre VAMC		3			3
LAB PLUS, LLC AT ASCENSION SAINT THOMA		3			3
Medilodge of Monroe		3			3
KIDSVILLE PEDIATRICS IV PA		1	2	67%	3
MEDEXPRESS URGENT CARE - TOTOWA		3			3
MEDEXPRESS URGENT CARE - JEANNETTE		3			3
PINELLAS CHD - CLEARWATER		2	1	33%	3

COVID-19: testing by laboratory

Data through May 1, 2021 verified as of May 2, 2021 at 09:25 AM

Data in this report are provisional and subject to change.

The numbers in the table below represent the number of Florida and non-Florida residents for whom test results were received by the Department of Health. A person can be tested by more than one laboratory and can have both positive and negative results. **Therefore, the sum of the numbers in each column will be larger than the total number of people tested.**

Reporting lab	Inconclusive	Negative	Positive	Percent positive	Total
SCIENTIFIC LABORATORY DIVISION			3	100%	3
BOONES CREEK URGENT CARE		1	2	67%	3
PROPATH			3	100%	3
MEDEXPRESS URGENT CARE - ROCKAWAY		3			3
CVS IL2788POCT BUFFALO GROVE		3			3
LINCOLN MEDICAL CENTER		3			3
CABELL HUNTINGTON HOSPITAL CLINICAL LAB			3	100%	3
ERIE COUNTY PUBLIC HEALTH CLINICAL		3			3
THE PATHOLOGY LABORATORY		1	2	67%	3
AVALON MEDICAL GROUP		1	2	67%	3
HILLVIEW LABORATORY			3	100%	3
CVS MA1179POCT HUDSON		2	1	33%	3
MEDEXPRESS URGENT CARE-BLOOMFIELD AVEN		2	1	33%	3
SOUTHEAST GEORGIA HEALTH SYSTEM BRUNS		3			3
BETHESDA HOSPITAL EAST BLOOD GAS LAB			3	100%	3
ESCO DRUG CO INC		3			3
SCHIFF CENTER FOR LIVER DISEASES		1	2	67%	3
Bainbridge Health and Rehab		3			3
CAMPAZZI CONCIERGE MEDICAL SERVICES		2	1	33%	3
BLACKWATER RIVER			3	100%	3
PANCARE HEALTH - FRANKLIN CO			3	100%	3
MEDEXPRESS URGENT CARE - CEDAR KNOLLS		3			3
COVENANT PEDIATRICS		1	2	67%	3
CAPTIAL REGIONAL MEDICAL CENTER			3	100%	3
CVS TN7144POCT BARTLETT		3			3
EVENING PEDIATRICS INC		1	2	67%	3
MINUTECLINIC DIAGNOSTIC OF NEW MEXICO LLC #7552		3			3
SAMARITAN PACIFIC COMMUNITIES HOSPITAL		2	1	33%	3
FLORIDA HOSPITAL LABORATORIES		3			3
YORK HOSPITAL - LABORATORY			3	100%	3
MARLBORO URGENT CARE		3			3
EASTSIDE MEDICAL CENTER		3			3
ALOHA HOME CARE LLC DBA ACCENTCARE HOME HEALTH OF		3			3
SOMA MEDICAL CENTER P.A. #4			3	100%	3
ATLANTIS OUTPATIENT CENTER		3			3
EVERGREEN WOODS HEALTH & REHAB CENTER		2	1	33%	3
BOND & STEELE CLINIC, PA			3	100%	3
ASPIRUS WAUSAU HOSPITAL			3	100%	3
SUMMIT MEDICAL GROUP - WEST ORANGE		3			3
MINUTECLINIC DIAGNOSTIC MEDICAL		3			3
MYKIDZMD PEDIATRICS PLLC		3			3
MEDEXPRESS URGENT CARE - HADLEY		3			3
CVS OH6167POCT ASHLAND		3			3
CANOPY PEDIATRICS		3			3
URGENT DOC - URGENT CARE CLINIC			3	100%	3
STARLING AT SAN JOSE			3	100%	3
MEDEXPRESS URGENT CARE - VINELAND S MA		3			3

COVID-19: testing by laboratory

Data through May 1, 2021 verified as of May 2, 2021 at 09:25 AM

Data in this report are provisional and subject to change.

The numbers in the table below represent the number of Florida and non-Florida residents for whom test results were received by the Department of Health. A person can be tested by more than one laboratory and can have both positive and negative results. **Therefore, the sum of the numbers in each column will be larger than the total number of people tested.**

Reporting lab	Inconclusive	Negative	Positive	Percent positive	Total
BAPTIST OUTPATIENT SERVICES			3	100%	3
SOUTHEASTERN IMMEDIATE CARE- MILLEDGEVILLE GA			3	100%	3
DEBORAH HEART AND LUNG CENTER		3			3
CVS NE8615POCT LINCOLN		2	1	33%	3
CARE ATC ARLINGTON CENTRAL PARK		3			3
MEMORIAL HEALTH UNIVERSITY MEDICAL CENTER			3	100%	3
Kroger 387 - The Little Clinic Hubbards Lane		3			3
BAPTIST PRIMARY CARE, INC.		2	1	33%	3
GREENTREE MEDICAL CENTER			3	100%	3
WALGREENS NO 19542		3			3
LPG PEDIATRICS AT LEHIGH ACRES		2	1	33%	3
ACCESS LABORATORIES LLC			3	100%	3
CVS CT2210POCT RIVERSIDE		3			3
Hackensack Univ Medical Center At Pasc		2	1	33%	3
SUNDALE NURSING HOME		3			3
PRISMA HEALTH MIDLANDS			3	100%	3
RRMC CREEKSIDE LAB		3			3
NOVA SOUTHEASTERN UNIVERSITY		2	1	33%	3
HAMILTON COUNTY HEALTH DEPARTMENT		3			3
CVS OH4359POCT HUDSON		3			3
YATES COUNTY PUBLIC HEALTH		3			3
ADVENT HEALTH MEDICAL GROUP FAMILY MEDICINE			3	100%	3
CGH MEDICAL CENTER			3	100%	3
CVS MN663POCT APPLE VALLEY		2	1	33%	3
FLORIDA GASTROENTEROLOGY ASSOCIATES PA		3			3
TIFTON CARECONNECT URGENT CARE			3	100%	3
CENTRAL FL INTERNAL MEDICINE ASSOCIATES LLC		3			3
ANN STORCK CENTER INC		3			3
CLINICAL CARE ASSOCIATES, INC			3	100%	3
DOCTORS HOSPITAL RENAISSANCE			3	100%	3
NORTHCREST MEDICAL CENTER		1	2	67%	3
BARONESS ERLANGER HOSPITAL		3			3
SPARROW CENTRAL LAB			3	100%	3
AVANTE INVERNESS		1	2	67%	3
CRISP REGIONAL HOSPITAL		3			3
Concordia Village of Tampa			3	100%	3
ORCHID COVE DAYTONA			3	100%	3
UHEALTH JACKSON URGENT CARE - CUTLER BAY		1	2	67%	3
Kroger 388 - The Little Clinic Braelinn Village		3			3
ROYAL PALM RETIREMENT CENTRE		3			3
ECHELONDX		3			3
SUPER HEALTH PHARMACY LLC		3			3
ACCOMPLISHED HOME CARE		3			3
CVS HEALTH, #5962		3			3
MISSISSIPPI CARE CENTER OF DEKALB LLC		3			3
EAST CORE LAB			3	100%	3
NORTH BROWARD HOSPITAL DISTRICT HEALTHCARE FOR THE HOMELESS			3	100%	3

COVID-19: testing by laboratory

Data through May 1, 2021 verified as of May 2, 2021 at 09:25 AM

Data in this report are provisional and subject to change.

The numbers in the table below represent the number of Florida and non-Florida residents for whom test results were received by the Department of Health. A person can be tested by more than one laboratory and can have both positive and negative results. **Therefore, the sum of the numbers in each column will be larger than the total number of people tested.**

Reporting lab	Inconclusive	Negative	Positive	Percent positive	Total
MEDICAL SERVICES OF AMERICA HOME HEALTH		3			3
MID-FLORIDA PATHOLOGY LLC - MOBILE UNIT # 3		1	2	67%	3
UNIVERSITY OF MARYLAND MEDICAL CENTER			3	100%	3
RINGLING HEALTH CENTER		2	1	33%	3
ORMOND BEACH URGENT CARE			3	100%	3
FELICIDAD MEDICAL CENTER INC			3	100%	3
MEDFUSION		2	1	33%	3
LEXINGTON MEDICAL CENTER		1	2	67%	3
PARKLAND HEALTH & HOSPITAL			3	100%	3
CVS OH4301POCT NORTHFIELD		3			3
AFC URGENT CARE CLEVELAND			3	100%	3
AFFORDABLE PRIMARY CARE LLC		3			3
PENINSULA REGIONAL MED CTR LAB			3	100%	3
VIRTUA MEMORIAL HOSPITAL BURLINGTON COUNTY		1	2	67%	3
SPRING LAKE REHABILITATION CENTER			3	100%	3
ACCESS HEALTH CARE		2	1	33%	3
PIEDMONT ROCKDALE HOSPITAL		2	1	33%	3
CHILDREN'S HEALTHCARE OF ATLANTA AT EG		3			3
HOUSTON MEDICAL CENTER			3	100%	3
ADVENTHEALTH WATERMAN COMMUNITY CLINIC			3	100%	3
EASTMAN HEALTHCARE & REHAB		3			3
OPENTRONS PRL		2	1	33%	3
MCGUFFEY HEALTH CARE CENTER INC		3			3
LEGACY LABORATORY SERVICES			3	100%	3
MEDICAL CENTER OF CENTRAL GEORGIA			3	100%	3
CENTRAL DUPAGE HOSPITAL			3	100%	3
NASSAU COUNTY HEALTH DEPARTMENT		3			3
CVS PHARMACY INC DBA CVS/PHARMACY #10908		3			3
CVS IL3163POCT OAK PARK		3			3
RIVERSIDE METHODIST HOSPITAL LAB			3	100%	3
LEE MEMORIAL HOSPITAL BLOOD GAS LAB			3	100%	3
DELRAY BEACH HEALTH DEPT LAB			3	100%	3
QUEST DIAGNOSTICS CLINICAL LABORATORIES INC		2	1	33%	3
WINDSOR AT OCALA		2	1	33%	3
WOODMARK AT UPTOWN ASSISTED LIVING		3			3
SSM HEALTH ST LOUIS MICROBIOLOGY LABORATORY		1	2	67%	3
GONZALEZ MD AND ASWAD MD HEALTH SERVICES			3	100%	3
HOCHBERG LOWER SCHOOL		3			3
ADVENTHEALTH MEDICAL GROUP ADULT AND SENIOR HEALTH			3	100%	3
SOFTLAB			3	100%	3
BASCOM PALMER EYE INSTITUTE			3	100%	3
Glenview Terrace Nursing Center		3			3
CVS CA9803POCT RIVERSIDE		3			3
BROOKDALE OAKBRIDGE		1	2	67%	3
ST. PETERSBURG PEDIATRICS- 38TH AVENUE			3	100%	3
COL CROSSROAD		1	2	67%	3
MINUTECLINIC DIAGNOSTIC PA #3344		3			3

COVID-19: testing by laboratory

Data through May 1, 2021 verified as of May 2, 2021 at 09:25 AM

Data in this report are provisional and subject to change.

The numbers in the table below represent the number of Florida and non-Florida residents for whom test results were received by the Department of Health. A person can be tested by more than one laboratory and can have both positive and negative results. **Therefore, the sum of the numbers in each column will be larger than the total number of people tested.**

Reporting lab	Inconclusive	Negative	Positive	Percent positive	Total
Michael J Crescenz VA Outpatient Dialysis Center		3			3
John Knox Manor Inc II		2	1	33%	3
WEILL CORNELL MEDICAL ASSOCIATES - EAST SIDE		3			3
MIDWAY SPECIALTY CARE RX LLC		1	2	67%	3
ESTERO FIRE RESCUE		3			3
CVS CT288POCT BRISTOL		2	1	33%	3
CVS MA654POCT ACTON		3			3
VELOCITY URGENT CARE			3	100%	3
WALGREENS #05477		3			3
CROWNE HEALTH CARE OF FORT PAYNE		2	1	33%	3
Kroger 093 - The Little Clinic Stapleton		2	1	33%	3
HELGEMO & LIOU PEDIATRICS			3	100%	3
IP BOISE 1		2	1	33%	3
OMNI HEALTHCARE INC		1	2	67%	3
C19 LABS			3	100%	3
WOMENS CARE FLORIDA LLC-LABORATORY		3			3
Florida Baptist Retirement Center		1	2	67%	3
WELLSTAR PAULDING HOSPITAL		3			3
CVS NE8616POCT LINCOLN		1	2	67%	3
DASCENA LAB			3	100%	3
WEST COCOA PHARMACY			3	100%	3
TAYLOR MANOR		1	2	67%	3
F W HUSTON MEDICAL CENTER SENIOR LIVIN		3			3
SCRIPPS CLINIC MEDICAL			3	100%	3
LRHS Florida Poly Tech		3			3
COOPER UNIVERSITY HOSPITAL LABORATORY		2	1	33%	3
NATIONAL JEWISH HEALTH			3	100%	3
CAREHERE LLC			3	100%	3
TEMPUS_LABS			3	100%	3
ALLIANCE LABS @LRMC			3	100%	3
MINUTECLINIC DIAGNOSTIC, PA		3			3
Kroger 571 - The Little Clinic Hendersonville		1	2	67%	3
VIRGINIA DEPARTMENT OF HEALTH DIVISION OF			3	100%	3
PUBLIC HEALTH TRUST OF MIAMI DADE COUNTY			3	100%	3
WEST TN HEALTH MED NORTH		3			3
ADVANCE FAMILY PRACTICE LLC□			3	100%	3
FAMILY FIRST PEDIATRICS			3	100%	3
CVS SC2497POCT LEXINGTON		3			3
APEX CLINICAL LABORATORIES INC		3			3
CVS NC3514POCT STANLEY		3			3
INSPIRED LIVING AT SARASOTA			3	100%	3
HEALTH SENTRY			3	100%	3
Huntington Health Care and Rehabilitation Center		3			3
MURFREESBORO MEDICAL CLINIC		3			3
SEMINOLE FAMILY HEALTH CENTER		3			3
LIFEGUARD AMBULANCE SERVICE LLC - BAY COUNTY			3	100%	3
CATSKILL REGIONAL MEDICAL CENTER		3			3

COVID-19: testing by laboratory

Data through May 1, 2021 verified as of May 2, 2021 at 09:25 AM

Data in this report are provisional and subject to change.

The numbers in the table below represent the number of Florida and non-Florida residents for whom test results were received by the Department of Health. A person can be tested by more than one laboratory and can have both positive and negative results. **Therefore, the sum of the numbers in each column will be larger than the total number of people tested.**

Reporting lab	Inconclusive	Negative	Positive	Percent positive	Total
RICHMOND CITY DEPARTMENT OF PUBLIC HEALTH			3	100%	3
PHYSICIANS MEDICAL CENTER		3			3
THE DOCTORS OFFICE OF BRICK, LLC		3			3
AUGUSTA UNIVERISTY MEDICAL CENTER			3	100%	3
SOLERA SPECIALTY PHARMACY LLC		2	1	33%	3
CVS NJ2508POCT MANALAPAN		3			3
INTERNAL MEDICINE AND WOUND CARE SPECIALIST LLC		3			3
BROOKDALE ALTAMONTE SPRINGS			3	100%	3
WALGREENS #07502		3			3
AUSTIN PUBLIC HEALTH			3	100%	3
OPP HEALTH AND REHABILITATION		3			3
CVS TX7675POCT RED OAK		1	2	67%	3
DOCTOR 4 U CLINIC		1	2	67%	3
BAYSHORE MEDICAL CENTER LABORATORY		3			3
HOMELAND CENTER		3			3
Kroger 627 - The Little Clinic Castleberry		2	1	33%	3
HIALEAH SHORES NURSING AND		2	1	33%	3
ALABAMA DEPT PUBLIC HEALTH			3	100%	3
CVS MA137POCT QUINCY		3			3
MANATEE URGENT CARE LLC			3	100%	3
NHC DICKSON		3			3
HOPE HEALTH CARE, LLC		3			3
CANOPY AT HARPER LAKE, THE			3	100%	3
TAMPA INTERNATIONAL AIRPORT			3	100%	3
Kroger 592 - The Little Clinic Alexander Plaza		2	1	33%	3
BRADENTON PHYSICIAN MEDICAL CENTER			3	100%	3
BROOKDALE SENIOR LIVING			3	100%	3
SHANDS AT LAKE SHORE LAB		1	2	67%	3
Westside Terrace		3			3
B2 URGENT CARE		1	2	67%	3
Kings County Hospital Center			3	100%	3
CVS IN6605POCT INDIANAPOLIS		2	1	33%	3
PLANT CITY FAMILY CARE		3			3
COMMUNITY MEDICAL CENTER			3	100%	3
PALM BEACH DIGESTIVE ASSOCIATES			3	100%	3
ASANTE THREE RIVERS MEDICAL CENTER LAB		3			3
HEPATOLOGY DIAGNOSTIC LAB			3	100%	3
EMORY CRAWFORD LONG HOSPITAL			3	100%	3
INTERNAL MEDICINE & PEDIATRICS WELLNESS CENTER			3	100%	3
GENDERXPRESS/PICTURE ME PERFECT IMAGING			3	100%	3
NORTH CAROLINA DEPT OF HEALTH & HUMAN SRVCS STATE LAB OF PUBLIC HEALTH			3	100%	3
CVS MA1006POCT BROCKTON		3			3
OHIO DEPARTMENT OF HEALTH LABORATORY		2	1	33%	3
ST CLOUD PHARMACY AND WELLNESS CENTER		2	1	33%	3
UK HEALTHCARE			3	100%	3
CLEARWATER		2	1	33%	3
NORTHWEST FLORIDA CLINICAL LAB		1	2	67%	3

COVID-19: testing by laboratory

Data through May 1, 2021 verified as of May 2, 2021 at 09:25 AM

Data in this report are provisional and subject to change.

The numbers in the table below represent the number of Florida and non-Florida residents for whom test results were received by the Department of Health. A person can be tested by more than one laboratory and can have both positive and negative results. **Therefore, the sum of the numbers in each column will be larger than the total number of people tested.**

Reporting lab	Inconclusive	Negative	Positive	Percent positive	Total
MERCY HEALTH			3	100%	3
INSPIRA MEDICAL CENTER VINELAND LAB		2	1	33%	3
INTERCOASTAL FAMILY PRATICE		1	2	67%	3
MEDEXPRESS URGENT CARE - HACKETTSTOWN		2	1	33%	3
FAMILY CARE SPECIALISTS OF ORLANDO			3	100%	3
LIFE CARE CENTER OF SKAGIT VALLEY		3			3
VIRGINIA DIVISION OF CONSOLIDATED LABORATORIES			3	100%	3
LIFEGUARD AMBULANCE SERVICE LLC, TEXAS			3	100%	3
MEDEXPRESS URGENT CARE, EDWARDSVILLE		3			3
CTRS			3	100%	3
PRECIDENT FLORIDA		3			3
RENE F CEDENO DMD PA		3			3
MARTIN MEDICAL CENTER INC		1	2	67%	3
NEBRASKA MEDICAL CENTER			3	100%	3
CVS AZ7263POCT PHOENIX		3			3
MEDEXPRESS URGENT CARE, BELLE VERNON		3			3
Good Samaritan Society - Fairfield Glade		3			3
CVS NC4169POCT FAYETTEVILLE		3			3
MINUTECLINIC #1773		3			3
HEALTH FIRST MEDICAL GROUP			3	100%	3
CVS MINUTE CLINIC		1	2	67%	3
CVS PA7611POCT ALLISON PARK		3			3
24TH WEAPONS OF MASS DESTRUCTION - CIVIL SUPPORT		3			3
Lebanon VAMC		2	1	33%	3
NEWCARE PRIMARY MEDICINE			3	100%	3
ADVANCED MEDICAL RESEARCH CENTER LLC			3	100%	3
BOLING, STEPHANIE		3			3
MEDEXPRESS URGENT CARE - LINKHORNE		3			3
MARYWOOD NURSING CARE CENTER		3			3
PHYSICIANS CARE INC		1	2	67%	3
MEDSTAR URGENT CARE, LLC			3	100%	3
STRINGFELLOW MEMORIAL HOSPITAL		3			3
SIGNATURE CARE PFLUGERVILLE			3	100%	3
TMH PHYSICIAN PARTNERS BLOUNTSTOWN			3	100%	3
VA West Los Angeles Medical Center		3			3
NASON HOSPITAL			3	100%	3
LabCorp of America			3	100%	3
ADVENTHEALTH SEBRING- INFECTION CONTROL DEPARTMENT			3	100%	3
COMMUNICABLE DISEASE CONTROL/PUBLIC HEALTH EMERGENCY PREPAREDNESS			3	100%	3
Granville Center	1	2			3
OHIO HEALTH DOCTORS HOSPITAL			3	100%	3
CORMEUM LAB SERVICES, LLC			3	100%	3
TUFTS MEDICAL CENTER			3	100%	3
NASSAU COUNTY HEALTH DEPARTMENT-FERNANDINA BEACH C		3			3
MINUTECLINIC LLC #3351			3	100%	3
CALLE OCHO DIALYSIS			3	100%	3
ALLEGHENY GENERAL HOSPITAL			3	100%	3

COVID-19: testing by laboratory

Data through May 1, 2021 verified as of May 2, 2021 at 09:25 AM

Data in this report are provisional and subject to change.

The numbers in the table below represent the number of Florida and non-Florida residents for whom test results were received by the Department of Health. A person can be tested by more than one laboratory and can have both positive and negative results. **Therefore, the sum of the numbers in each column will be larger than the total number of people tested.**

Reporting lab	Inconclusive	Negative	Positive	Percent positive	Total
BNC Medical Investors, LLC Berrien Nursing & Rehabilitation Center		3			3
Biopharmaceutics Laboratory Section		3			3
WELLSTAR URGENT CARE SHALLOWFORD		1	2	67%	3
Medilodge of Montrose		3			3
FLORIDA MENTOR-POINT WEST CLUSTER		3			3
Walgreens #5984		3			3
Home Health Care Clinic		2	1	33%	3
EXPEDIAN URGENT CARE			3	100%	3
LEESBURG COMMUNITY HEALTH CENTERS			3	100%	3
CVS PA371POCT PHILADELPHIA		3			3
WALGREENS #15495		2	1	33%	3
CROSSVILLE MEDICAL GROUP		1	2	67%	3
SOUTHERN CORRECTIONAL MEDICINE LLC		3			3
QUEST DIAGNOSTICS INCORPORATED	1		2	67%	3
MEDEXPRESS URGENT CARE - TOPEKA, SW WANAMAKER RD		3			3
CORTLAND COUNTY HEALTH DEPARTMENT		3			3
CVS IL2798POCT CHICAGO		1	2	67%	3
ORLANDO AIRPORT DIALYSIS		3			3
Schoolcraft Medical Care Facility		3			3
MEMORIAL HERMANN			3	100%	3
WELLMED AT SOUTH STUART		2	1	33%	3
OCEAN MEDICAL CENTER		2	1	33%	3
CCRX OF NORTH CAROLINA, LLC		2	1	33%	3
EASTERN NEW MEXICO MEDICAL CENTER		3			3
EXETER HOSPITAL		3			3
MINUTECLINIC DIAGNOSTIC OF OHIO #6192		3			3
Kingston Care Center of Sylvania		3			3
Cleveland Clinic Weston			3	100%	3
Englewood Health and Rehab			3	100%	3
ADVICE FOR OPTIMAL WELLNESS, INC			3	100%	3
UNITY HEALTH AND REHABILITATION CENTER			3	100%	3
THE MEDICAL CENTER			3	100%	3
RAPID CITY RUGENT CARE			3	100%	3
ST. LUKE'S HOSPITAL - BETHLEHEM CAMPUS		1	2	67%	3
EXPRESSCARE URGENT CARE CENTER			3	100%	3
MEDEXPRESS URGENT CARE-WILKINS TOWNSHIP, WILLIAM PENN HIGHWAY		3			3
CVS MA1945POCT HANOVER		3			3
HEALGEN SCIENTIFIC			3	100%	3
NORTHERN LIGHT LABORATORY		1	2	67%	3
RCA LABORATORY SERVICES LLC			3	100%	3
PEDIATRICS AND ADOLESCENT MEDICINE		2	1	33%	3
LOCH HAVEN PEDIATRICS			3	100%	3
LEGACY ER & URGENT CARE - FRISCO WEST			3	100%	3
MEDEXPRESS URGENT CARE GREENSBURG		2	1	33%	3
CORNERSTONE DRUG AND GIFT INC		3			3
GRASSY SPRAIN PHARMACY INC		3			3
PATHOLOGY REFERENCE LAB LLC			3	100%	3

COVID-19: testing by laboratory

Data through May 1, 2021 verified as of May 2, 2021 at 09:25 AM

Data in this report are provisional and subject to change.

The numbers in the table below represent the number of Florida and non-Florida residents for whom test results were received by the Department of Health. A person can be tested by more than one laboratory and can have both positive and negative results. **Therefore, the sum of the numbers in each column will be larger than the total number of people tested.**

Reporting lab	Inconclusive	Negative	Positive	Percent positive	Total
AZALEALAND NURSING HOME		3			3
MEDEXPRESS URGENT CARE - RICHMOND, W BROAD ST		3			3
Kroger 768 - The Little Clinic Leestown Rd		2	1	33%	3
FLORIDA ADDICTION AND RECOVERY CENTER INC		3			3
CVS MO8555POCT KANSAS CITY		3			3
Gracemore Nursing and Rehab		3			3
FLAGLER FAMILY MEDICINE PA			3	100%	3
UNIVERSITY HEALTH SERVICES RIVER CAMPUS		2	1	33%	3
SKIPPACK MEDICAL LAB			3	100%	3
NORTH NAPLES HOSPITAL RESPIRATORY THERAPY DEPARTMENT			3	100%	3
LOYOLA UNIVERSITY MEDICAL CENTER LABORATORY			3	100%	3
UC CORAL GABLES		1	2	67%	3
GEISINGER COMMUNITY MEDICAL CENTER			3	100%	3
Crowne Health Care of Mobile		3			3
JACKSONVILLE VA OPC			3	100%	3
TRISTAR WELLNESS, LLC		3			3
PEDIATRICS IN NORTH FLORIDA PA			3	100%	3
ADVANCED URGENT CARE CENTER OF THE UPPER KEYS		1	2	67%	3
CVS CA9858POCT SANTA CLARITA		3			3
PREMIER CLINICAL RESEARCH INSTITUTE INC			3	100%	3
CVS NV2989POCT NORTH LAS VEGAS		2	1	33%	3
VELOCITY CARE			3	100%	3
EFFINGHAM HOSP, INC, DBA EFFINGHAM HEALTH		3			3
CUMBERLAND MEDICAL CENTER INC		3			3
CVS CA8861POCT BUENA PARK		3			3
Manor Care-Kingston Court of York PA, LLC		3			3
JS HEALTHCARE		2	1	33%	3
LUCID LABORATORY SERVICES		3			3
BAYFRONT CARDIOVASCULAR ASSOCIATES		1	1	50%	2
Jackson Health Care Facility			2	100%	2
HAMPTON VAMC		2			2
Oakmont of Katy Nursing and Rehabilitation		2			2
OSF SAINT FRANCIS MEDICAL CENTER			2	100%	2
Walgreens #9890		2			2
PTC LABORATORIES			2	100%	2
CVS IL8744POCT BROOKFIELD		2			2
ORLANDO LUTHERAN TOWERS		1	1	50%	2
ASANTE ROGUE REGIONAL MEDICAL CENTER L		2			2
TMH EC NORTHEAST LABORATORY			2	100%	2
COLD SPRING HILLS CENTER FOR NURSING A		2			2
TEMPLE UNIVERSITY HOSPITAL			2	100%	2
VIRGINIA DEPT OF HEALTH OFFICE OF EPIDEMIOLOGY			2	100%	2
MINUTECLINIC MINUTECLINIC #4978		1	1	50%	2
Green Mountain Nursing and Rehabilitation		2			2
PRECISION CLINICAL RESEARCH			2	100%	2
NORTON IMMEDIATE CARE CENTER - PRESTON			2	100%	2
ACN PHYSICIANS GROUP CORP			2	100%	2

COVID-19: testing by laboratory

Data through May 1, 2021 verified as of May 2, 2021 at 09:25 AM

Data in this report are provisional and subject to change.

The numbers in the table below represent the number of Florida and non-Florida residents for whom test results were received by the Department of Health. A person can be tested by more than one laboratory and can have both positive and negative results. **Therefore, the sum of the numbers in each column will be larger than the total number of people tested.**

Reporting lab	Inconclusive	Negative	Positive	Percent positive	Total
AMERICAN RESEARCH CENTERS OF FLORIDA			2	100%	2
ILLINOIS DEPT OF PUBLIC HEALTH LABS			2	100%	2
ASCENSION ST MICHAEL'S HOSPITAL LAB		1	1	50%	2
Kroger 328 - The Little Clinic Henderson Road		2			2
HERITAGE VILLAGE REHAB & SKILLED NURSI		2			2
GET WELL EXPRESS URGENT CARE & WALK-IN CLINIC			2	100%	2
EXPRESS CARE WALK-IN CLINIC			2	100%	2
CHRISTUS SPOHN HOSPITAL			2	100%	2
CARLE FOUNDATION HOSPITAL LABORATORY			2	100%	2
HAILE MEDICAL GROUP PA		2			2
KAP MEDICAL GROUP, LLC			2	100%	2
RM PHARMACY SERVICES INC		1	1	50%	2
CITRUS DERMATOLOGY			2	100%	2
Bethel Lutheran Home		2			2
DEVLAB, LLC			2	100%	2
BMC/JACSONVILLE		1	1	50%	2
Mary Anna Nursing Home		2			2
TEXAS HEALTH CARE			2	100%	2
Kroger 647 - The Little Clinic Newnan Crossings		1	1	50%	2
GSM OCED Subsection			2	100%	2
St. Luke's Care Center		2			2
WE CARE HOME HEALTH SOLUTIONS LLC			2	100%	2
Kroger 745 - The Little Clinic Somerset		2			2
CREATIVE HEALTH CENTER			2	100%	2
Tidelands Health Rehabilitation Hospital			2	100%	2
Buena Vista Care Center		2			2
APPLING NURSING & REHABILITATION PAVIL		2			2
ANNE ARUNDEL MEDICAL CENTER			2	100%	2
Kroger 412 - The Little Clinic Oxford		2			2
BLOSSOMS ASSISTED LIVING 1 LLC			2	100%	2
FASTCARE LLC			2	100%	2
CVS PHARMACY INC DBA CVS/PHARMACY # 10600		2			2
WISCONSIN STATE LABORATORY OF HYGIENE		1	1	50%	2
ST ANTHONY COMMUNITY HOSPITAL LAB		1	1	50%	2
Essex Center for Rehabilitation and Healthcare		2			2
QUALITY URGENT CARE CENTER		1	1	50%	2
CARESPOT URGENT CARE		1	1	50%	2
HERNANDO CHILDREN'S			2	100%	2
PruittHealth Lakehaven		2			2
GUARDIAN HOME CARE OF CENTRAL GEORGIA		2			2
ALCALA PHARMACEUTICALS			2	100%	2
ManorCare Health Services Peters Township		2			2
WARE EXPRESS CARE			2	100%	2
CORNELIA REDDY URGENT CARE		2			2
LEHIGH MEDICAL AND RESEARCH CENTER, INC			2	100%	2
Northport VAMC		2			2
VOLUNTEERS OF AMERICA OF FLORIDA			2	100%	2

COVID-19: testing by laboratory

Data through May 1, 2021 verified as of May 2, 2021 at 09:25 AM

Data in this report are provisional and subject to change.

The numbers in the table below represent the number of Florida and non-Florida residents for whom test results were received by the Department of Health. A person can be tested by more than one laboratory and can have both positive and negative results. **Therefore, the sum of the numbers in each column will be larger than the total number of people tested.**

Reporting lab	Inconclusive	Negative	Positive	Percent positive	Total
RESOLUTE PAIN SOLUTIONS		2			2
MEDEXPRESS URGENT CARE PENNSVILLE		2			2
Southern Pines Healthcare Center		1	1	50%	2
NSUH AT SYOSSET		2			2
Life Care Center of Elyria		2			2
Glenburn Home		2			2
VENETIAN GARDENS		2			2
SPARTANBURG REGIONAL MEDICAL CENTER			2	100%	2
WALGREENS NO 10512		1	1	50%	2
PEACEHEALTH CENTRAL		2			2
Kroger 686 - The Little Clinic Farragut		2			2
COLONIAL HEALTH CARE		1	1	50%	2
MEDEXPRESS URGENT CARE, MOSSIDE		2			2
Crest Manor Living and Rehabilitation		2			2
DAVENPORT PEDIATRICS CLERMONT			2	100%	2
MID-FLORIDA HEMATOLOGY AND ONCOLOGY CENTERS		2			2
PIEDMONT MOUNTAINSIDE HOSPITAL LABORAT		2			2
WALGREENS #13605		2			2
ANDERSON COUNTY HOSPITAL			2	100%	2
CVS AZ9273POCT TUCSON			2	100%	2
VITAL CARE CLINIC, LLC			2	100%	2
MEMORIAL HOSPITAL WEST			2	100%	2
CHESTERFIELD HEALTHCARE GROUP, INC		2			2
SOUTH DAKOTA DEPARTMENT OF HEALTH		2			2
AHC Forest cove		2			2
MOBILE HEALTH LABS LLC			2	100%	2
SHANDS JACKSONVILLE CLINICAL CENTER		1	1	50%	2
EXCUSED ABSENCE PLLC		2			2
LIFETIME FAMILY URGENT CARE			2	100%	2
SKY LAKES MEDICAL CENTER		2			2
ADVENTHEALTH IMAGING PARTIN SETTLEMENT			2	100%	2
ALABAMA REFERENCE LAB			2	100%	2
BAPTIST HEALTH MEDICAL PLAZA			2	100%	2
MINUTECLINIC DIAGNOSTIC OF KANSAS, PC		2			2
KETTERING MEDICAL CENTER			2	100%	2
POINT OF CARE PRIVATE HEALTH MANAGEMENT			2	100%	2
MASSACHUSETTS DEPARTMENT OF HEALTH			2	100%	2
BOND COMMUNITY HEALTH CENTER			2	100%	2
SHERIDAN AT HOBE SOUND, THE			2	100%	2
UNITY LONGPOND		2			2
Lenawee Medical Care Facility		2			2
MEASE COUNTRYSIDE HOSPITAL CARDIAC REH			2	100%	2
COVANCE			2	100%	2
MEDEXPRESS URGENT CARE - LODI		2			2
FIRST PREVENTION AND DIALYSIS CENTER LLC			2	100%	2
MIRAMAR KIDNEY CENTER		1	1	50%	2
INSPIRE HEALTHCARE CENTER			2	100%	2

COVID-19: testing by laboratory

Data through May 1, 2021 verified as of May 2, 2021 at 09:25 AM

Data in this report are provisional and subject to change.

The numbers in the table below represent the number of Florida and non-Florida residents for whom test results were received by the Department of Health. A person can be tested by more than one laboratory and can have both positive and negative results. **Therefore, the sum of the numbers in each column will be larger than the total number of people tested.**

Reporting lab	Inconclusive	Negative	Positive	Percent positive	Total
AMERICAN MOLECULAR LABORATORIES			2	100%	2
ORLANDO DIALYSIS		1	1	50%	2
CENTRAL FLORIDA FAMILY HEALTH CENTER		2			2
PRECISION DIAGNOSTIC INC		2			2
Henry County Health and Rehabilitation		2			2
CVS NJ2369POCT JACKSON		2			2
ASSOCIATES IN INTERNAL MEDICINE PA			2	100%	2
JERSEY IRISH MEDICAL		2			2
MEDSTAR HARBOR HOSPITAL			2	100%	2
ONSLOW COUNTY HEALTH DEPARTMENT			2	100%	2
ALVERNO CLINICAL LABORATORIES			2	100%	2
BELLIN HOSPITAL			2	100%	2
CVS MA937POCT CARVER		2			2
ULTIMATE KIDNEY CARE			2	100%	2
Fairlane Gardens Nursing and Rehab at Reading		2			2
RMC BROOKHOLLOW MED AESTHETICS INC		2			2
Piney Grove Nursing and Rehabilitation Center		2			2
MEDEXPRESS URGENT CARE - LINCOLN VILLA		2			2
AEGIS MEDICAL GROUP LLC			2	100%	2
PEACE RIVER CENTER CRISIS STABILIZATION UNIT		1	1	50%	2
HEALTHCARE NETWORK			2	100%	2
BERNHARDT LABORATORIES INC			2	100%	2
CARTER BLOOD CARE			2	100%	2
INTERNAL MEDICINE ASSOCIATES-DUNELLON			2	100%	2
BROOKSVILLE DIALYSIS			2	100%	2
LIFEGUARD AMBULANCE SERVICES LLC, TEXAS- SAN			2	100%	2
NORTH MANATEE HEALTH CARE CENTER			2	100%	2
JEFFERSON WASHINGTON TOWNSHIP HOSPITAL		2			2
SUNCOAST BLOOD BANK			2	100%	2
Van Wert Manor		2			2
CIRRUS DX			2	100%	2
Wetumpka Health and Rehab, LLC		2			2
GREEN BAY BLIZZARD OFFICE		2			2
LIFT HEALTH		2			2
DIGESTIVE DISEASE CARE PC		2			2
MOUNT ST MARYS HOSPITAL OF NIAGARA FALLS		1	1	50%	2
LP Marietta II, LLC		2			2
METHODIST HEALTHCARE - MEMPHIS HOSP		2			2
CARE ATC SUN HYDRAULICS TALLAVAST			2	100%	2
BROOKS -TLC HOSPITAL SYSTEM			2	100%	2
MEDEXPRESS URGENT CARE - ROSS TOWNSHIP		2			2
CVS NV5286POCT HENDERSON		2			2
IN AND OUT URGENT CARE			2	100%	2
PM PEDIATRICS OF BAYSIDE PLLC - HOPEWELL JUNCTION		2			2
METHODIST MANSFIELD MEDICAL CENTER			2	100%	2
NEW YORK CITY CENTRAL COVID			2	100%	2
SPRINGS MEDICAL LAB		1	1	50%	2

COVID-19: testing by laboratory

Data through May 1, 2021 verified as of May 2, 2021 at 09:25 AM

Data in this report are provisional and subject to change.

The numbers in the table below represent the number of Florida and non-Florida residents for whom test results were received by the Department of Health. A person can be tested by more than one laboratory and can have both positive and negative results. **Therefore, the sum of the numbers in each column will be larger than the total number of people tested.**

Reporting lab	Inconclusive	Negative	Positive	Percent positive	Total
NORTH SHORE HEMATOLOGY-ONCOLOGY ASSOCIATES		2			2
LAB PLUS, LLC			2	100%	2
JORDAN VALLEY MEDICAL CENTER			2	100%	2
JMC TALLAHASSEE, LLC			2	100%	2
BEAUFORT MEMORIAL			2	100%	2
Cooperstown Center for Nursing and Rehabilitation		2			2
CVS IN6555POCT BROWNSBURG		2			2
CARTERSVILLE URGENT CARE		1	1	50%	2
CITY OF NEW YORK DEPARTMENT OF HEALTH			2	100%	2
Kroger 853 - The Little Clinic East Broad Street		2			2
SANFORD REGIONAL HOSPITAL WORTHINGTON		2			2
Colonial Manor Nursing and Rehabilitation Center		2			2
FLORIDA COMMUNITY HEALTH CENTERS, INC.			2	100%	2
ADVENT HEALTH - OWASA			2	100%	2
DEKALB MEDICAL CENTER LABORATORY			2	100%	2
MEDEXPRESS URGENT CARE - DERBY N ROCK		2			2
BNJ		2			2
ADVENTIST HINSDALE HOSPITAL LABORATORY			2	100%	2
GULF COAST REGIONAL MEDICAL CARE		2			2
MEDEXPRESS URGENT CARE - O'FALLON		2			2
ALL PEDIATRIC CARE PA			2	100%	2
NORTHSIDE FAMILY MEDICINE AND URGENT CARE (EAST COBB)		2			2
INTERNAL MEDICINE SPECIALISTS MEDICAL GROUP, PA		2			2
MEDICAL CENTER LABORATORY			2	100%	2
CENTRAL ARKANSAS VETERANS HEALTHCARE SYSTEM - VETERANS AFFAIRS			2	100%	2
ST. MARY'S MEDICAL CENTER EVANSVILLE, INC			2	100%	2
WILSON MEMORIAL HOSPITAL			2	100%	2
FLORIDA DEPARTMENT OF HEALTH PINELLAS COUNTY-			2	100%	2
Highland Ave. Eye Clinic		2			2
CVS MA335POCT RAYNHAM		2			2
TEXAS REGIONAL ASTHMA & ALLERGY CENTER			2	100%	2
BIOMAT USA			2	100%	2
PM PEDIATRICS OF BAYSIDE PLLC - BELLER		2			2
VALLEY BAPTIST MEDICAL CENTER: BROWNSVILLE			2	100%	2
MEDICAL ASSOCIATES OF BREVARD LLC		1	1	50%	2
INTERNAL MEDICINE OF SOUTHWEST FLORIDA			2	100%	2
Douglas County Health Center		2			2
VA Ann Arbor HCS		1	1	50%	2
ROPER HOSPITAL			2	100%	2
CVS PA2296POCT MACUNGIE		2			2
Kroger 020 - The Little Clinic Wheat Ridge		2			2
JUST BELIEVE RECOVERY CENTER			2	100%	2
KEY WEST HMA PHYSICIAN MANAGEMENT, LLC			2	100%	2
RAPID MD			2	100%	2
ADVANCED MEDICAL OF FLORIDA			2	100%	2
NEMOURS CHILDREN'S PRIMARY CARE THE VILLAGES		2			2
Walgreens #5065		2			2

COVID-19: testing by laboratory

Data through May 1, 2021 verified as of May 2, 2021 at 09:25 AM

Data in this report are provisional and subject to change.

The numbers in the table below represent the number of Florida and non-Florida residents for whom test results were received by the Department of Health. A person can be tested by more than one laboratory and can have both positive and negative results. **Therefore, the sum of the numbers in each column will be larger than the total number of people tested.**

Reporting lab	Inconclusive	Negative	Positive	Percent positive	Total
PREMIER FAMILY CARE I, INC			2	100%	2
CALIFORNIA DIVISION OF COMMUNICABLE DISEASE CONTROL			2	100%	2
DALLAS BAPTIST UNIVERSITY - HEALTH SERVICES			2	100%	2
ADVENTHEALTH CENTRA CARE POINCIANA			2	100%	2
CVS AZ9277POCT TUCSON		2			2
UMHC HOLLYWOOD LABORATORY			2	100%	2
SHORE MEDICAL CENTER		2			2
HANOVER ENDOSCOPY CENTER		2			2
Manorcare Health Services West Reading North		2			2
CPL INC/BSSC PATHOLOGY		2			2
APPLECARE VALDOSTA			2	100%	2
TRUE HEALTH INC			2	100%	2
NLC LABS			2	100%	2
STEWARD ST ELIZABETH MEDICAL CENTER			2	100%	2
MEDEXPRESS URGENT CARE - CONWAY		2			2
Robert Cranfield			2	100%	2
MANASOTA PEDIATRICS			2	100%	2
MEDEXPRESS URGENT CARE - RUSSELLVILLE, W MAIN ST		2			2
AZALEA HEALTH AND REHABILITATION		2			2
ROBERTS WESLEYAN COLLEGE HEALTH CENTE		2			2
WEST HOUSTON MEDICAL CENTER			2	100%	2
NEMOURS CHILDRENS PRIMARY CARE CLERMONT			2	100%	2
TRICORE REFERENCE LABORATORY		1	1	50%	2
Jersey City Medical Center		2			2
PEDIATRIC HEALTH CARE		1	1	50%	2
Kroger 130 - The Little Clinic Colorado Springs		2			2
DMC UNIVERSITY LABORATORIES		1	1	50%	2
NEVADA DEPARTMENT OF HEALTH AND HUMAN SERVICES			2	100%	2
INA		1	1	50%	2
MERCY HEALTH LAB		1	1	50%	2
LAWRENCE GENERAL HOSPITAL			2	100%	2
HERITAGE CARE AND REHABILITATION CENTE		2			2
MEDEXPRESS URGENT CARE - NUTLEY		2			2
MOBILE COUNTY HEALTH DEPARTMENT		1	1	50%	2
ATHENA CARE RESOURCES LLC		2			2
PHYSICIANS LABORATORY SERVICES			2	100%	2
SHELBYVILLE HOSPITAL COMPANY		2			2
HEALTH GROUP CENTER INC			2	100%	2
MEDEXPRESS URGENT CARE - SOUTH CHARLESTON		2			2
WARD MEMORIAL HOSPITAL		2			2
TENNESSEE VALLEY HCS			2	100%	2
KIVA AT MOUNT DORA			2	100%	2
FEDERAL CORRECTIONAL INSTITUTION MARIANNA			2	100%	2
SHELL POINT HOME HEALTH			2	100%	2
MEMORIAL HOSPITAL OF TAMPA			2	100%	2
UNIVERSITY MEDICAL CENTER OF SOUTHERN NEVADA (UMCSN)			2	100%	2
BETHESDA HOSPITAL			2	100%	2

COVID-19: testing by laboratory

Data through May 1, 2021 verified as of May 2, 2021 at 09:25 AM

Data in this report are provisional and subject to change.

The numbers in the table below represent the number of Florida and non-Florida residents for whom test results were received by the Department of Health. A person can be tested by more than one laboratory and can have both positive and negative results. **Therefore, the sum of the numbers in each column will be larger than the total number of people tested.**

Reporting lab	Inconclusive	Negative	Positive	Percent positive	Total
WALKONCLINIC			2	100%	2
SANTA ROSA COUNTY HEALTH DEPARTMENT			2	100%	2
VA CBOC			2	100%	2
WILCOX MEDICAL CENTER-ALMA COLLEGE		2			2
SWEDISH COVENANT HOSPITAL			2	100%	2
HEALTH NETWORK			2	100%	2
TLC MEDICAL			2	100%	2
INN AT LAPOSADA,THE			2	100%	2
OUR LADY OF THE LAKE REGIONAL MEDICAL CENTER			2	100%	2
FLORIDA SOUTHERN COLLEGE		1	1	50%	2
Warren Center for Rehabilitation and Nursing		2			2
MEDEXPRESS URGENT CARE - LINCOLN		2			2
Kroger 426 - The Little Clinic Suwanee		2			2
PEACE RIVER MEDICAL CENTER		2			2
HARTFORD HEALTH CARE & REHABILITATION			2	100%	2
KJ MEDICAL PRACTICE PC		2			2
Kroger 687 - The Little Clinic Sugar Hill		1	1	50%	2
GOLDSTEIN			2	100%	2
AMEDISYS HOME HEALTH OF GREENVILLE			2	100%	2
JOHN D. ARCHBOLD MEM. HOSPITAL			2	100%	2
SCHEURER HOSPITAL		2			2
CEDAR CREST HEALTH CENTER		2			2
MOBILE PHLEBOTOMY SERVICES			2	100%	2
FLORIDA DEPARTMENT OF HEALTH IN LEE COUNTY		1	1	50%	2
CARINGPLUS HOMECARE LLC		1	1	50%	2
Walgreens #7156			2	100%	2
PBSO HEALTH AND WELLNESS CENTER			2	100%	2
Luther Acres Manor		2			2
Good Samaritan Society-Blackduck		1	1	50%	2
PINARD HOME HEALTH SERVICES INC			2	100%	2
COOPER CLINIC			2	100%	2
US LABS		2			2
PALMETTO BAY MEDICAL CENTER		1	1	50%	2
Beecher Manor Nursing and Rehabilitation Center		2			2
87TH MEDICAL GROUP – MCGUIRE AMBULATORY CARE FACILITY		2			2
ACL LABORATORIES - ROSEMONT			2	100%	2
OAKMONT OF UNION SC, LLC		2			2
OAKBRIDGE TERRACE AT SAE			2	100%	2
OAKMONT EAST- GREENVILLE SC, LLC		2			2
CVS OH2540POCT HILLIARD		2			2
WAKULLA URGENT CARE & DIAGNOSTIC			2	100%	2
MEDCARE		2			2
HMH HOSPITALS CORPORATION		2			2
SPECIALTY LABORATORIES			2	100%	2
COLUMBIA COTTAGE		2			2
LABRADOR PRIMARY CARE CENTER			2	100%	2
TRINITY DIALYSIS			2	100%	2

COVID-19: testing by laboratory

Data through May 1, 2021 verified as of May 2, 2021 at 09:25 AM

Data in this report are provisional and subject to change.

The numbers in the table below represent the number of Florida and non-Florida residents for whom test results were received by the Department of Health. A person can be tested by more than one laboratory and can have both positive and negative results. **Therefore, the sum of the numbers in each column will be larger than the total number of people tested.**

Reporting lab	Inconclusive	Negative	Positive	Percent positive	Total
NYU LANGONE HUNTINGTON MEDICAL GROUP		2			2
John L. McClellan Memorial Veterans Hospital		2			2
CQUENTIA NGS, LLC			2	100%	2
CVS MI8287POCT MACOMB		2			2
HOLY TRINITY PHARMACY LLC		2			2
Aston Park Health Care Facility		2			2
WISE HEALTH SYSTEM		1	1	50%	2
Hartwell Health and Rehabilitation		2			2
MC MEDICAL			2	100%	2
Kroger 096 - The Little Clinic Orchard and Holly		2			2
MEDEXPRESS URGENT CARE - WICHITA, N MAIZE RD		1	1	50%	2
CORTLAND PARK REHABILITATION AND NURSING CENTER		1	1	50%	2
Kroger 356 - The Little Clinic Middletown		2			2
BRANDYWYNE HEALTH CARE CENTER			2	100%	2
ABSOLUTE CAREGIVERS HOME HEALTH AGENCY INC			2	100%	2
DOCTOR'S IN-HOUSE LAB/COMMUNITY HEALTH CENTERS OF PINELLAS – JOHNNIE R			2	100%	2
PM PEDIATRICS OF SELDEN, PLLC		2			2
MED + URGENT MEDICAL CARE SERVICES		2			2
BENEVA LAKES ASSISTED LIVING CENTER			2	100%	2
EASTLAKE MEDICAL CENTER		2			2
Advanced Rehabilitation and Healthcare of Wichita Falls		2			2
MERCY MEDICAL CENTER INC		1	1	50%	2
RUST MEDICAL CENTER		2			2
DELRAY BEACH HEALTH CENTER			2	100%	2
UNIVERSITY OF BALTIMORE WASHINGTON MEDICAL CENTER			2	100%	2
MEASE MANOR MEMORY CARE		2			2
FRESENIUS KIDNEY CARE SOUTH ST PETERSBURG			2	100%	2
Alden Terrace of McHenry			2	100%	2
Avanti Wellness and Rehab			2	100%	2
LABTOX LABORATORIES			2	100%	2
QUENTIN N BURDICK MEMORIAL HEALTH CARE		2			2
BAPTIST HOSPITAL PRIMARY CARE GULF BREEZE			2	100%	2
Kroger 127 - The Little Clinic Lakewood-Alameda		2			2
CVS OH3980POCT KENT		2			2
NATIONWIDE LABORATORY SERVICES		1	1	50%	2
CVS MA1877POCT NORTON		2			2
JASPER MEMORIAL HOSPITAL		1	1	50%	2
BAPTIST HOSPITAL LABORATORY			2	100%	2
CONEMAUGH MEMORIAL MEDICAL CENTER		2			2
HCA HOUSTON ER 24/7			2	100%	2
SYLVAN NURSING			2	100%	2
MEDEXPRESS URGENT CARE - MYLAN			2	100%	2
LONG, SARAH		1	1	50%	2
EASTERN NIAGARA HOSPITAL		2			2
CVS AZ5892POCT LAVEEN		2			2
COMPLETE HEALTH MEDICAL CENTER			2	100%	2
THE RIM URGENT CARE			2	100%	2

COVID-19: testing by laboratory

Data through May 1, 2021 verified as of May 2, 2021 at 09:25 AM

Data in this report are provisional and subject to change.

The numbers in the table below represent the number of Florida and non-Florida residents for whom test results were received by the Department of Health. A person can be tested by more than one laboratory and can have both positive and negative results. **Therefore, the sum of the numbers in each column will be larger than the total number of people tested.**

Reporting lab	Inconclusive	Negative	Positive	Percent positive	Total
MEDPOST - NORTH DALLAS			2	100%	2
MISSION HOSPITAL REGIONAL MEDICAL CENTER			2	100%	2
DESERT SPRINGS HOSPITAL			2	100%	2
FRASER MEMORIAL HOSPITAL		1	1	50%	2
Jewish Home of Rochester		2			2
Kroger 407 - The Little Clinic Lexington		1	1	50%	2
CVS MA41POCT TAUNTON		2			2
LOWELL GENERAL HOSPITAL			2	100%	2
PUBLIX PHARMACY #1092		2			2
HARDEN DIALYSIS		1	1	50%	2
FALCON HEALTH CENTER			2	100%	2
MATHER HOSPITAL			2	100%	2
SIGNATURE CARE LEWISVILLE-EMERGENCY CENTER		1	1	50%	2
UNIVERSITY OF MN MEDICAL CENTER EAST CAMPUS			2	100%	2
REGIONS HOSPITAL LABORATORY			2	100%	2
NEMOURS CHILDREN'S PRIMARY CARE OF VERO BEACH			2	100%	2
SUNBRIDGE CARE & REHAB FOR DECATUR		2			2
NEMOURS CHILDRENS PRIMARY CARE			2	100%	2
UMASS MEMORIAL MEDICAL CENTER, INC		1	1	50%	2
VISITING PHYSICIANS OF THE TREASURE COAST LLC			2	100%	2
MEDLOGIC, LLC		2			2
Walgreens #10207		2			2
FLORIDA PRIMARY CARE CENTER PA		2			2
UT AUSTIN UNIVERSITY HEALTH SERVICES			2	100%	2
ST. JOSEPH REGIONAL MEDICAL CENTER			2	100%	2
Cypress Cove Center		2			2
FLORIDA MENTOR FAULKNER GROUP HOME			2	100%	2
U OF MIAMI MILLER SCHOOL OF MEDICINE			2	100%	2
Kroger 549 - The Little Clinic Clinton Highway		2			2
SOUTHSIDE FAMILY MEDICAL		2			2
EDGEWATER RETIREMENT MANOR			2	100%	2
TRIDENT ANTI AGING LLC			2	100%	2
Kroger 739 - The Little Clinic La Grange Road		2			2
AHC Humboldt		2			2
INNOVATIVE CARE II LLC			2	100%	2
ADVENT HEALTH CENTRAL TEXAS		1	1	50%	2
Lynwood		2			2
CARBON HEALTH			2	100%	2
CROSSROADS URGENT CARE DBA URGENT TEA		2			2
EASTSIDE SPORTS COMPLEX			2	100%	2
MEMORIAL HERMANN HOSPITAL			2	100%	2
DURAND SENIOR CARE & REHAB CENTER		2			2
HOME ACCESS HEALTH			2	100%	2
FAMILY URGENT CARE		2			2
STAGES OF LIFE MEDICAL INSTITUTE			2	100%	2
AL MANI HEALTH INSTUTUTE		2			2
ESCANDON DIAGNOSTIC CLINIC			2	100%	2

COVID-19: testing by laboratory

Data through May 1, 2021 verified as of May 2, 2021 at 09:25 AM

Data in this report are provisional and subject to change.

The numbers in the table below represent the number of Florida and non-Florida residents for whom test results were received by the Department of Health. A person can be tested by more than one laboratory and can have both positive and negative results. **Therefore, the sum of the numbers in each column will be larger than the total number of people tested.**

Reporting lab	Inconclusive	Negative	Positive	Percent positive	Total
PARKRIDGE MEDICAL CENTER			2	100%	2
CVS NV5942POCT LAS VEGAS		2			2
COX HEALTH SOUTH LAB		1	1	50%	2
SOUTHERN TENNESSEE MEDICAL CENTER			2	100%	2
ST ANTHONY'S PINELLAS CARE CLINIC			2	100%	2
Delaware Court Healthcare Center		2			2
BAPTIST HEALTH PRIMARY CARE AT DORAL			2	100%	2
Fairhaven Retirement Community		2			2
PALM COAST DIALYSIS		2			2
MEDEXPRESS URGENT CARE - OMAHA N 72 ST		2			2
Camellia Gardens		2			2
WURLAND NURSING AND REHABILITATION, L		2			2
VAULT MEDICAL SERVICES		1	1	50%	2
CONCENTRA - PLANT CITY		2			2
The Suites at Western Home Communities		2			2
BAPTIST HOSPITAL OF MIAMI MCI BROWARD LABORATORY			2	100%	2
Sanford Health & Rehabilitation			2	100%	2
KAISER SUNNYSIDE MEDICAL CTR LAB		2			2
Kroger 519 - The Little Clinic Georgesville Square		2			2
NEWTON MEMORIAL HOSPITAL		2			2
BUFFALO CROSSINGS HEALTHCARE AND REHABILITATION CENTER			2	100%	2
FLORIDA CLINICAL LABORATORY INC			2	100%	2
GOLISANO PEDIATRICS PORT CHARLOTTE HARBOR		2			2
HPH HOME CARE		1	1	50%	2
JULIE STAATS DO		2			2
WillowBrooke Court at Southampton Estates		2			2
MD NOW URGENT CARE CENTER INC.			2	100%	2
Great Lakes Health Center			2	100%	2
WATERS PEDIATRIC CENTER			2	100%	2
Aurora CBOC			2	100%	2
NEW YORK CITY DEPARTMENT OF HEALTH			2	100%	2
EXCEPTIONAL EMERGENCY CENTER - AMARILLO			2	100%	2
Elba Nursing and Rehabilitation Center, LLC		2			2
PRESTIGE EMERGENCY ROOM LLC			2	100%	2
VA Greater LA HCS-Santa Maria OPC			2	100%	2
INTEGRATED REGIONAL LABS			2	100%	2
MEDEXPRESS URGENT CARE - BENTON		2			2
KANSAS CITY VA MEDICAL CENTER			2	100%	2
ROCKEFELLER UNIVERSITY CLINICAL GENOMICS LABORATOR		2			2
MIDWAY PRIMARY CARE LLC		2			2
RHODE ISLAND DEPARTMENT OF HEALTH LABORATORIES			2	100%	2
UPSON REGIONAL MEDICAL CENTER		1	1	50%	2
HEAD 2 TOE PEDIATRICS, PLLC		1	1	50%	2
Cedar Valley Nursing & Rehab Center		2			2
UTMB PATHOLOGY CLINICAL SERVICES LABORATORY			2	100%	2
CHI MEMORIAL PRIMARY CARE ASSOCIATES-A		2			2
WEST COAST PEDIATRICS			2	100%	2

COVID-19: testing by laboratory

Data through May 1, 2021 verified as of May 2, 2021 at 09:25 AM

Data in this report are provisional and subject to change.

The numbers in the table below represent the number of Florida and non-Florida residents for whom test results were received by the Department of Health. A person can be tested by more than one laboratory and can have both positive and negative results. **Therefore, the sum of the numbers in each column will be larger than the total number of people tested.**

Reporting lab	Inconclusive	Negative	Positive	Percent positive	Total
LINIL VISITING NURSES, INC		2			2
KEATING SPORTS CENTER		2			2
CVS NC2559POCT CHARLOTTE		2			2
MEDEXPRESS URGENT CARE - LINCOLN N 26T		2			2
ATLANTIC DIAGNOSTICS			2	100%	2
COASTAL MEDICAL LAB			2	100%	2
SYMPHONY OF BUFFALO GROVE		2			2
DUKE UNIVERSITY POINT OF CARE TESTING PROGRAM			2	100%	2
FHCP ASC - ORANGE CITY			2	100%	2
MY INSTADOC - HOWELL URGENT CARE		2			2
PALM BAY COMMUNITY OUTPATIENT CLINIC		2			2
BRADENTON DIALYSIS			2	100%	2
DALLAS VA MEDICAL CENTER - VA NORTH TEXAS HEALTH CARE SYSTEM			2	100%	2
NOVA SOUTHEASTERN UNIVERSITY - STUDENT MEDICAL CTR			2	100%	2
MILLERSVILLE UNIVERSITY HEALTH SERVICE		2			2
WEST BOCA MEDICAL CENTER			2	100%	2
DRR JMC URGENT CARE DONALD ROSS			2	100%	2
Good Samaritan Society Waukon		2			2
MY PHARMACY			2	100%	2
LAKEVIEW HEALTH CARE SYSTEM LLC			2	100%	2
ELMHURST MEMORIAL HOSPITAL			2	100%	2
FL DEPT OF HEALTH MARION COUNTY MOBILE HEALTH UNIT			2	100%	2
DESERT HOSPITAL/CPHU CLINICAL LABORATORY			2	100%	2
PATIENT FIRST MEDICAL CENTER-CARYTOWN			2	100%	2
Walgreens #12427		1	1	50%	2
THE FOUNTAIN AT BOCA CIEGA BAY		2			2
Virginia Gay Nursing and Rehab		2			2
RAINY LAKE MEDICAL CENTER			2	100%	2
PIEDMONT ATHENS REGIONAL HOSPITAL LAB			2	100%	2
Kroger 101 - The Little Clinic Hill Top		2			2
FLORIDA KEYS PED & ADOLES CTR			2	100%	2
LARKIN COMMUNITY HOSPITAL PALM SPRINGS CAMPUS		1	1	50%	2
University Center East			2	100%	2
ASSOCIATES IN UROGYNECOLOGY MD LLC		2			2
DOWN HOME MEDICAL			2	100%	2
Jacob's Creek Nursing and Rehabilitation Center		2			2
INTERMOUNTAIN MEDICAL CENTER			2	100%	2
TMH PHYSICIAN PARTNERS MONTICELLO		1	1	50%	2
SOUTHERN BREEZE HEALTHCARE		1	1	50%	2
Chatham Nursing and Rehab Center		2			2
SIGNAL DIAGNOSTICS DBA FLOWHEALTH LABS			2	100%	2
MINUTECLINIC DIAG OF IND, LLC #6250		2			2
PALM CITY NURSING AND REHAB CENTER			2	100%	2
WELL HEALTH LABS			2	100%	2
MERCY CONVENIENT CARE			2	100%	2
CVS MA2125POCT NATICK		1	1	50%	2
EVERYBODY'S FAMILY CLINIC		2			2

COVID-19: testing by laboratory

Data through May 1, 2021 verified as of May 2, 2021 at 09:25 AM

Data in this report are provisional and subject to change.

The numbers in the table below represent the number of Florida and non-Florida residents for whom test results were received by the Department of Health. A person can be tested by more than one laboratory and can have both positive and negative results. **Therefore, the sum of the numbers in each column will be larger than the total number of people tested.**

Reporting lab	Inconclusive	Negative	Positive	Percent positive	Total
UNIVERSTIY OF ILLINOIS HOSPITAL			2	100%	2
ARCADIA DIALYSIS CENTER			2	100%	2
The Palms Nursing and Rehabilitation		1	1	50%	2
PUTNAM COUNTY PUBLIC HEALTH UNIT		2			2
BAYSHORE MEDICAL CENTER			2	100%	2
CHILDREN'S MEDICAL CENTER-EAST ORLANDO			2	100%	2
WyndRidge Health & Rehabilitation		2			2
CVS MD1490POCT GAITHERSBURG		2			2
ROYAL CARE MEDICAL CENTER			2	100%	2
FALMOUTH HOSPITAL		1	1	50%	2
URGENT CARE AND SURGERY CENTER			2	100%	2
BE WELL PHARMACY		2			2
SIMPLY HEALTHCARE AND WELLNESS CLINIC, PC			2	100%	2
CLEVELAND CLINIC IMAGING			2	100%	2
PHYSICIANS PREMIER			2	100%	2
SIMMONS			2	100%	2
BAPTIST HEALTHCARE - LAKEVIEW CENTER INC		2			2
SENDER RETREAT ADULT DAY CARE CENTERS			2	100%	2
NEW BRIDGE MEDICAL CENTER		2			2
ENVOY OF FORK UNION, LLC DBA ENVOY AT THE VILLAGE		2			2
PLAINS REGIONAL MEDICAL CENTER		2			2
PALM MEDICAL CENTER - PLANT CITY		2			2
PROSPECT URGENT CARE			2	100%	2
Manorcare Health Services - Williamsport South		2			2
CRAWFORD COUNTY CARE CENTER		2			2
EXCELTOX LABORATORIES LLC		2			2
MEDAILLE COLLEGE WELLNESS CENTER		2			2
POMONA VALLEY COMMUNITY HOSPITAL			2	100%	2
Q ALL CARE MEDICAL PC		2			2
COLONIAL VILLA GOOD SAMARITAN CENTER		2			2
HAMILTON CHD		2			2
Kroger 550 - The Little Clinic Bellevue		2			2
TMH PHYSICIAN PARTNERS PERRY		2			2
PIEDMONT WALTON HOSPITAL		2			2
PM PEDIATRICS OF BAYSIDE, PLLC - RIVE		2			2
FLORIDA MEDICAL CLINIC RADIOLOGY DALE MABRY		2			2
STATE OF FLORIDA			2	100%	2
PLASMA MED RESEARCH DBA		2			2
JRS LABORATORY			2	100%	2
BLACKBAG DIGITAL HEALTH LLC		2			2
NEW YORK UNIVERSITY MEDICAL CENTER			2	100%	2
UNIVERSITY OF VERMONT MEDICAL CENTER			2	100%	2
ADVOCATE SHERMAN HOSPITAL			2	100%	2
WOODHILLS LABS			2	100%	2
CVS LA1116POCT BATON ROUGE		1	1	50%	2
ManorCare Rehab Center of Marietta		2			2
WELL-KEY URGENT CARE SEVIERVILLE			2	100%	2

COVID-19: testing by laboratory

Data through May 1, 2021 verified as of May 2, 2021 at 09:25 AM

Data in this report are provisional and subject to change.

The numbers in the table below represent the number of Florida and non-Florida residents for whom test results were received by the Department of Health. A person can be tested by more than one laboratory and can have both positive and negative results. **Therefore, the sum of the numbers in each column will be larger than the total number of people tested.**

Reporting lab	Inconclusive	Negative	Positive	Percent positive	Total
DOCTORS CARE OF PALM COAST			2	100%	2
PATIENT FIRST-BATTLEFIELD			2	100%	2
CVS MO5724POCT KANSAS CITY		2			2
SENECA HEALTH CARE CENTER		2			2
INSPIRIT SENIOR LIVING			2	100%	2
FIRST CHOICE MEDICAL PC			2	100%	2
Kroger 672 - The Little Clinic Bill Kennedy & Glenwood		2			2
FLORIDA MEDICAL CLINIC, LLC			2	100%	2
MED-LAKE LABORATORY, LLC			2	100%	2
VILLAGES HEALTH SYSTEM, LLC, THE			2	100%	2
SUMMIT CLINICAL LABORATORIES LLC			2	100%	2
BLANCHARD VALLEY HOSPITAL LABORATORY			2	100%	2
HEALTH & REHAB CTR AT DOLPHINS VIEW, THE			2	100%	2
DALLAS MEDICAL CENTER			2	100%	2
MIDDLEBURG PEDIATRICS			2	100%	2
VANAYER HEALTHCARE AND REHAB CENTER		2			2
UNIVERSITY OF TEXAS AT EL PASO, THE			2	100%	2
MID AMERICA CLINICAL LABS			2	100%	2
STOP URGENT CARE			2	100%	2
HELEN HAYES HOSPITAL LABORATORY		2			2
DIAGNOSTIC CLINIC MEDICAL GROUP INC		2			2
Harbert Hills Academy Nursing Home		2			2
TWELVE OAKS RECOVERY CENTER			2	100%	2
Durham VAMC		2			2
BAYMEADOWS PRIMARY CARE		2			2
SOUTH HILLSBOROUGH CBOC			2	100%	2
SPRINGFIELD HOSPITAL LABORATORY			2	100%	2
ROCKWALL URGENT CARE			2	100%	2
ACKERMAN CANCER CENTER		2			2
Absolut Care at Three Rivers		2			2
SUMMERFIELD RETIREMENT LIVING, INC			2	100%	2
Walgreens #9278		2			2
PPD CLINICAL RESEARCH UNIT			2	100%	2
MIDWAY SPECIALTY CARE CENTER INC		2			2
MILFORD REGIONAL HOSPITAL			2	100%	2
IRA FIALKO DO			2	100%	2
Garden Isle Healthcare and Rehabilitation Center		2			2
ERGENT MED SAINT SIMONS			2	100%	2
BIONIC TECHNOLOGIES CORPORATION			2	100%	2
STUART SURGERY CENTER, LLC			2	100%	2
Manor At Perrysburg		2			2
GENETIC ASSAYS INC			2	100%	2
HOUSTON HEALTH DEPARTMENT - BUREAU OF LABORATORY SERVICES			2	100%	2
Harris Hill Nursing Facility		2			2
TALLAHASSEE MEMORIAL HEALTHCARE FAMILY MED RESIDENCY			2	100%	2
SWEETWATER NURSING CENTER		2			2
CVS MA38POCT CHARLTON		2			2

COVID-19: testing by laboratory

Data through May 1, 2021 verified as of May 2, 2021 at 09:25 AM

Data in this report are provisional and subject to change.

The numbers in the table below represent the number of Florida and non-Florida residents for whom test results were received by the Department of Health. A person can be tested by more than one laboratory and can have both positive and negative results. **Therefore, the sum of the numbers in each column will be larger than the total number of people tested.**

Reporting lab	Inconclusive	Negative	Positive	Percent positive	Total
PALMS OF FT MYERS,THE			2	100%	2
Parkwood in the Pines		2			2
MCCALLIE SCHOOL-STUDENT HEALTH CENTER		2			2
RAPID RESULT CORP LLC		1	1	50%	2
SCDHEC BUREAU OF LABORATORIES			2	100%	2
Beth Sholom Home of Eastern Virginia		1	1	50%	2
MAYO CLINIC COUMADIN CLINIC LABORATORY		1	1	50%	2
OAKMONT WEST- GREENVILLE SC		2			2
CLEAR LAKE REGIONAL MEDICAL CENTER			2	100%	2
LEESBURG DIALYSIS CENTER		1	1	50%	2
Kroger 477 - The Little Clinic Fort Mitchell		2			2
MEDEXPRESS URGENT CARE - MARTINSVILLE		2			2
RIDGEFIELD PEDIATRIC ASSOCIATES		2			2
Mount Olivet Careview Home		2			2
RADEAS			2	100%	2
CVS NC6633POCT FAYETTEVILLE		2			2
BAYLOR COLLEGE OF MEDICINE			2	100%	2
LIFESPRING COMMUNITY HEALTH		2			2
CEDARS-SINAI MEDICAL CENTER			2	100%	2
OSF ST JOSEPH MEDICAL CENTER			2	100%	2
Providence VAMC		2			2
HAPPY KIDZ PEDIATRICS PL		1	1	50%	2
MEDICAL ASSOCIATES OF BREVARD DR S VYAS			2	100%	2
Eagle Health and Rehabilitation		2			2
Cortland Acres Association		2			2
CVS - MINUTECLINIC			2	100%	2
Kroger 667 - The Little Clinic Litchfield Park		2			2
Church Creek SNF			2	100%	2
KIDS CORNER PEDIATRICS PLLC		1	1	50%	2
WHITESANDS OUTPATIENT TREATMENT		2			2
GRANDVIEW COLLEGE STUDENT HEALTH CENTE		2			2
AMERICAN MEDICAL LABORATORIES			2	100%	2
PRIMARY CARE SERVICES AT EDGEWATER		2			2
URGENTMED PLANTATION			2	100%	2
ACCESS MEDICAL GROUP OF FLORIDA CITY			2	100%	2
NORTH OKALOOSA PHYSICIAN GRP - WALK IN CLINIC			2	100%	2
ORCHARD LABORATORIES			2	100%	2
MARTINSBURG VAMC		2			2
SPECTRA EAST INC		1	1	50%	2
LACORP		1	1	50%	2
DELTONA VA CBOC		2			2
Kroger 400 - The Little Clinic Hartley Bridge Rd		1	1	50%	2
COUNTRY COTTAGE		2			2
AHC PARIS		2			2
CARELINE PHARMACY AND HEALTHCARE SERVICES		1	1	50%	2
MEDEXPRESS URGENT CARE - WOODBURY			2	100%	2
UNIVERSITY OF MISSOURI HEALTH CARE			2	100%	2

COVID-19: testing by laboratory

Data through May 1, 2021 verified as of May 2, 2021 at 09:25 AM

Data in this report are provisional and subject to change.

The numbers in the table below represent the number of Florida and non-Florida residents for whom test results were received by the Department of Health. A person can be tested by more than one laboratory and can have both positive and negative results. **Therefore, the sum of the numbers in each column will be larger than the total number of people tested.**

Reporting lab	Inconclusive	Negative	Positive	Percent positive	Total
The Laurels of Hendersonville		2			2
GOUVERNEUR HOSPITAL LABORATORY		2			2
RAPID MEDLAB (002MO)		2			2
Bedford Care Center of Hattiesburg		2			2
EXPRESS CARE OF THE SHOALS		1	1	50%	2
STARR COUNTY MEMORIAL HOSPITAL			2	100%	2
CVS TX7603POCT SAGINAW		2			2
MEMORIAL HOSPITAL OF CARBONDALE			2	100%	2
STARR CITY OF ROMA COMMUNITY CENTER			2	100%	2
GREEN POINT RX INC DBA ALTRU CHEMISTS		2			2
Imboden Creek Living Center		2			2
GULFCOAST JEWISH FAMILY			2	100%	2
UNITED MEMORIAL MEDICAL CENTER			2	100%	2
AMICUS MEDICAL CENTER LLC			2	100%	2
CHOTA COMMUNITY HEALTH SERVICES		1	1	50%	2
CLEVELAND CLINIC FLORIDA LABORATORY			2	100%	2
ELITE MEDICAL LABORATORY SOLUTIONS LLC			2	100%	2
DOCTORS MEDICAL CTR OF WALTON COUNTY			2	100%	2
CPL LABS			2	100%	2
A+ URGENT/PRIMARY CARE			2	100%	2
FLORIDA DEPARTMENT OF HEALTH IN ESCAMBIA COUNTY		1	1	50%	2
BROOKDALE PALM BEACH GARDENS			2	100%	2
The Grand Rehabilitation & Nursing Utica		2			2
ATVIVO LLC		2			2
STATCARE URGENT AND WALK-IN			2	100%	2
GIGI WOOD DAVIS DO-FAMILY MEDICINE		2			2
METROHEALTH SYSTEM			2	100%	2
ATLAS GENOMICS			2	100%	2
CLINICAL REFERENCE LABORATORY, INC		2			2
ORLANDO HEALTH MEDICAL GROUP		1	1	50%	2
BLUEWATER TOXICOLOGY			2	100%	2
Mayaguez Outpatient Clinic		2			2
TENNESSEE DEPARTMENT OF HEALTH (TDH) - REGIONAL LABORATORY			2	100%	2
RICHICHI FAMILY HEALTH			2	100%	2
MAGNOLIA ADULT, LLC			2	100%	2
EXPRESS PHARMACY INC		1	1	50%	2
FIRSTCHOICE FAMILY CARE, PLLC		2			2
PROFESSIONAL DIALYSIS CENTER			2	100%	2
Lake Charles Healthcare LLC dba Landmark Lake Charles			2	100%	2
LEXINGTON PLACE			2	100%	2
THOMASVILLE REGIONAL MEDICAL CENTER		2			2
CAREWELL JW - WORCESTER LNC			2	100%	2
WillowBrooke Court at Westminster Village		2			2
POPLAR HEALTHCARE			2	100%	2
MINERS COLFAX MEDICAL CENTER		2			2
ALL CHILDRENS PEDIATRIC CLINIC			2	100%	2
PHOEBE BERKS HEALTH CARE CENTER		2			2

COVID-19: testing by laboratory

Data through May 1, 2021 verified as of May 2, 2021 at 09:25 AM

Data in this report are provisional and subject to change.

The numbers in the table below represent the number of Florida and non-Florida residents for whom test results were received by the Department of Health. A person can be tested by more than one laboratory and can have both positive and negative results. **Therefore, the sum of the numbers in each column will be larger than the total number of people tested.**

Reporting lab	Inconclusive	Negative	Positive	Percent positive	Total
METHODIST SPECIALTY CARE CENTER		2			2
NORTH MCALLEN PEDIATRIC CENTER			2	100%	2
FLAGLER HOME CARE			2	100%	2
CHRISTIAN REST HOME ASSOC		2			2
GRACE HEALTHCARE OF LAKE WALES		1	1	50%	2
GALEN BAYLOR EXTENSION		2			2
GASTROENTEROLOGY ASSOCIATES			2	100%	2
CONWAY MEDICAL CENTER			2	100%	2
CAROLINAS HEALTHCARE SYSTEM LAB			2	100%	2
DNA DIAGNOSTICS CENTER		2			2
BFT LAB			2	100%	2
ADERHOLT MEDICAL, LLC		2			2
ON-SITE MEDICAL SOLUTIONS		2			2
DIAGNOSTIC AFFILIATES			2	100%	2
UNIVERSITY OF MIAMI SCCC RESEARCH LABORATORY			2	100%	2
MEDEXPRESS URGENT CARE - ST CLAIR, CLOVER DR.		1	1	50%	2
MINUTECLINIC DIAGNOSTIC PA #7110		2			2
SMITH NORTHVIEW HOSPITAL LAB			2	100%	2
HEARTLAND REGIONAL MEDICAL CENTER		1	1	50%	2
IN & OUT URGENT CARE METAIRIE			2	100%	2
FLORIDA MEDICAL CLINIC CARDIOLOGY-ZH			2	100%	2
CVS MA2600POCT WEYMOUTH		1	1	50%	2
CVS NE5863POCT OMAHA		1	1	50%	2
INTEAM HEALTH, INC.			2	100%	2
Kroger 441 - The Little Clinic Middletown		2			2
DELAWARE DIAGNOSTICS LABS			2	100%	2
PUBLIC HEALTH LABORATORY	1		1	50%	2
FLORIDA MEDICAL CENTER OF CLEARWATER		2			2
DUBOIS CONTINUUM OF CARE COMMUNITY INC		2			2
AYASS BIOSCIENCE LLC			2	100%	2
MIDDLE TENN MENTAL HEALTH INSTITUTE		2			2
SOUTHEAST GEORGIA HEALTH SYSTEM			2	100%	2
BRENTWOOD AT FORE RANCH			2	100%	2
NORTHWEST MEDICAL CENTER LABORATORY		2			2
UT PATH			2	100%	2
ARCPOINTLABS OF VIRGINIA BEACH		1	1	50%	2
MI Nursing Restorative Center		2			2
ASPIRUS RIVERVIEW HOSPITAL & CLINICS INC		1	1	50%	2
AUSTIN REGIONAL CLINIC MICROBIOLOGY LAB			2	100%	2
MEDERI CARETENDERS		1	1	50%	2
ALBUQUERQUE - AMG SPECIALTY HOSPITAL		2			2
LIBERTY HEALTH CENTER			2	100%	2
RIVERVIEW MEDICAL CLINIC		2			2
UPS			2	100%	2
Sevierville Health and Rehabilitation		2			2
MEMORIAL HEALTH SYSTEM		1	1	50%	2
AUGUSTA HEALTH SKILLED CARE			2	100%	2

COVID-19: testing by laboratory

Data through May 1, 2021 verified as of May 2, 2021 at 09:25 AM

Data in this report are provisional and subject to change.

The numbers in the table below represent the number of Florida and non-Florida residents for whom test results were received by the Department of Health. A person can be tested by more than one laboratory and can have both positive and negative results. **Therefore, the sum of the numbers in each column will be larger than the total number of people tested.**

Reporting lab	Inconclusive	Negative	Positive	Percent positive	Total
WALGREENS AGUADILLA (ST 177)		2			2
JFK MEDICAL CENTER LABORATORY DEPT		2			2
MAGNOLIA MANOR OF COLUMBUS		2			2
CVS AZ5477POCT SURPRISE		2			2
EAST CENTRAL REGIONAL HOSPITAL GRACEWO		2			2
RABI SINHA, MD		2			2
HOLSTON MEDICAL GROUP		2			2
UW HOSPITAL AND CLINICS		1	1	50%	2
A PATTERN MEDICAL CLINIC		2			2
VALUE DRUGS GREENLAWN INC		2			2
TSALI CARE CENTER		2			2
CVS CA8882POCT SAN CLEMENTE		2			2
NEW YORK PSYCHIATRIC INSTITUTE		2			2
MARCO ISLAND HOSPITAL INC D/B/A		1	1	50%	2
441 URGENT CARE-MULBERRY			2	100%	2
AVERA MEDICAL GROUP			2	100%	2
SOUTHERN SPRINGS HEALTH CARE		2			2
BAYCARE LABORATORIES			2	100%	2
PALM BEACH DIABETES & ENDOCRINE SPECIALISTS PA			2	100%	2
AFC PHYSICIANS OF FLORIDA, PA			2	100%	2
DIVERSE MEDICAL CARE LLC			2	100%	2
ST JOSEPH'S HOSPITAL INC			2	100%	2
Providence of Sparta Health and Rehabilitation		2			2
PALMETTO FAMILY HEALTH CENTER			2	100%	2
CVS MA1094POCT GREENFIELD		2			2
MAIN STREET MEDICAL CENTERS		2			2
Greystone Nursing and Rehab, LLC			2	100%	2
Fox Subacute at Warrington		2			2
AdventHealth Care Center Orlando North			2	100%	2
LILY PHARMACY		2			2
ABRAKIDABRA PEDIATRIC CLINIC LLC			2	100%	2
HIGHLAND PARK LAKEWOOD PRESTON HOLLOW			2	100%	2
Alden Des Plaines			2	100%	2
ADVENTHEALTH EAST ORLANDO EMPLOYEE CLINIC		2			2
SUMMIT URGENT CARE PS			2	100%	2
MAINE CENTER FOR DISEASE CONTROL AND PREVENTION			2	100%	2
BAYCARE OUTREACH LAB			2	100%	2
YOUR DOCTOR'S OFFICE		1	1	50%	2
GERM BUSTERS 911 LLC			2	100%	2
BIRMINGHAM INTERNAL MEDICINE ASSOCIATE		1	1	50%	2
Waycross Health and Rehabilitation		2			2
CROSSTOWN PHARMACY		2			2
YOUTH AND YOU, INC		2			2
NIAGARA APOTHECARY INC		2			2
BUCKINGHAM PAVILION INC		2			2
Cottage of the Shoals		2			2
CRUC CMCH-COVID-19		2			2

COVID-19: testing by laboratory

Data through May 1, 2021 verified as of May 2, 2021 at 09:25 AM

Data in this report are provisional and subject to change.

The numbers in the table below represent the number of Florida and non-Florida residents for whom test results were received by the Department of Health. A person can be tested by more than one laboratory and can have both positive and negative results. **Therefore, the sum of the numbers in each column will be larger than the total number of people tested.**

Reporting lab	Inconclusive	Negative	Positive	Percent positive	Total
W.G. (Bill) Hefner VAMC		2			2
JUPITER PEDIATRIC ASSOCIATES, PA		1	1	50%	2
CVS MINUTE CLINIC #5836		2			2
Eugene J. Towbin Healthcare Center		2			2
DOCTORS CARE - AIKEN MALL			2	100%	2
Garden Care Center		2			2
CARENOW LENEXA			2	100%	2
Pinnacle Assisted Living			2	100%	2
MELBOURNE URGENT CARE			2	100%	2
MOSAIC MEDICAL CENTER MARYVILLE			2	100%	2
SPECTRUM HEALTH			2	100%	2
VALLEY MEDICAL LABORATORY			2	100%	2
Macon Valley Nursing and Rehabilitation Center		2			2
MINUTECLINIC DIAG OF IND, LLC #4368		2			2
SENTARA NORFOLK GENERAL HOSPITAL			2	100%	2
BAYLOR SCOTT & WHITE COMPREHENSIVE WOUND			2	100%	2
Workmens Circle Multicare Center		2			2
COOL KIDZ PEDIATRICS			2	100%	2
VIBRA HEALTH LABORATORY			2	100%	2
OMEGA RESEARCH CONSULTANTS			2	100%	2
NEW DISCOVERY BIOLOGICS, LLC		1	1	50%	2
SOUTH TAMPA AFTER HOURS CLINIC			2	100%	2
SUNNYSIDE MANOR		2			2
LABCORP OF AMERICA HOLDINGS		1	1	50%	2
MONICE DR.			2	100%	2
TAMPA FAMILY HEALTH CENTER		1	1	50%	2
VA Boston HCS-West Roxbury Division		1	1	50%	2
ROYAL PALM PEDIATRICS			2	100%	2
NEIGHBORCARE PHARMACY SERVICES		2			2
REHOBOTH MCKINLEY CHRISTIAN HOSPITAL		2			2
SOUTHEASTERN INSTITUTE OF RESTORATIVE MEDICINE		1	1	50%	2
CATHOLIC HEALTH LABORATORY SERVICES		2			2
Holiday Retirement Home			2	100%	2
Kroger 777 - The Little Clinic Shelbyville		1	1	50%	2
GOSHEN MEDICAL CENTER			2	100%	2
MINUTECLINIC DIAGNOSTICS OF OKLAHOMA		2			2
BAYCARE OUTREACH LAB WH SOUTH			2	100%	2
EASTERN NEW MEXICO UNIVERSITY STUDENT		2			2
NEMOURS CHILDRENS HORIZON WEST			2	100%	2
CDK LIBERTY ENTERPRISES, LLC		2			2
CVS TN5694POCT SODDY DAISY		2			2
CVS TX3702POCT KATY		2			2
ABILITY DIAGNOSTICS LLC			2	100%	2
THE WINDSOR ORTEGA		2			2
ASHLEY PEDIATRICS			2	100%	2
NOSE AND SINUS INSTITUTE OF BOCA RATON		1	1	50%	2
CVS SC7567POCT BOILING SPRINGS		1	1	50%	2

COVID-19: testing by laboratory

Data through May 1, 2021 verified as of May 2, 2021 at 09:25 AM

Data in this report are provisional and subject to change.

The numbers in the table below represent the number of Florida and non-Florida residents for whom test results were received by the Department of Health. A person can be tested by more than one laboratory and can have both positive and negative results. **Therefore, the sum of the numbers in each column will be larger than the total number of people tested.**

Reporting lab	Inconclusive	Negative	Positive	Percent positive	Total
PRONTO URGENT CARE			2	100%	2
LAB CORP OF AMER SAN DIEGO			2	100%	2
ADVENTHEALTH MEDICAL GROUP OBSTETRICS			2	100%	2
Iowa Veterans Home		2			2
DAYTON CHILDRENS HOSPITAL LAB			2	100%	2
Edinboro Manor		2			2
CSS- TWELVE OAKS			2	100%	2
BAY CORRECTIONAL AND REHABILITATION FACILITY			2	100%	2
MAJESTIC GUARDIANS			2	100%	2
MIAMI DADE MEDICAL RESEARCH INSTITUTE			2	100%	2
WALGREENS #06583		2			2
SOWAL HEALTH & DRUG			2	100%	2
PRIMARY HEALTH CARE ASSOCIATES INC			2	100%	2
TULANE MEDICAL CENTER			2	100%	2
MINUTECLINIC DIAGNOSTIC, PA #10252		2			2
CVS NC2297335CV GREENSBORO		2			2
ABSOLUTE QUICK CARE		1	1	50%	2
RENFREW CENTERS INC		2			2
NATHAN LITTAUER HOSPITAL LAB		2			2
MEDEXPRESS URGENT CARE, MILLCREEK		2			2
WELLSTAR SPALDING REGIONAL MEDICAL CENTER		2			2
DEER'S HEAD CENTER		2			2
New Jersey Aim At Smg		2			2
MEDEXPRESS URGENT CARE-MT PLEASANT		1	1	50%	2
SACRED HEART HOSPITAL ON THE EMERALD			2	100%	2
BERGEN COUNTY SURGICAL AND ENDOSCOPY CENTER		2			2
MOUNT SINAI MEDICAL CENTER OF FLORIDA, INC			2	100%	2
BOCA RATON REGIONAL HOSPITAL INC			2	100%	2
Village Green Health & Rehabilitation		2			2
PALM WEST INTERNIST PA			2	100%	2
Iron County Medical Care Facility		2			2
HENRY FORD WEST BLOOMFIELD HOSPITAL			2	100%	2
SARASOTA MEMORIAL MEDICAL URGENT CARE CENTER			2	100%	2
THE HOSPITAL OF PROVIDENCE EMERGENCY ROOM			2	100%	2
MIDLAND MEMORIAL HOSPITAL			2	100%	2
DUKE HEALTH REGIONAL HOSPITAL			2	100%	2
UNIVERSITY HOSPITAL OF BROOKLYN		2			2
UWMC MONTLAKE DEPT OF LAB MED			2	100%	2
ARLINGTON DIALYSIS CENTER LLC		2			2
WAYNE MEMORIAL HOSPITAL		2			2
ENCOMPASS HEALTH HOME HEALTH		1	1	50%	2
MAWD PATHOLOGY GROUP			2	100%	2
FLAGLER PROFESSIONAL HEALTH CAE SERVICES INC		2			2
TGH Brandon Healthplex Laboratory			2	100%	2
PREMIER MEDICAL CLINIC		2			2
CARE 365			2	100%	2
PT&J REHAB LLC		1	1	50%	2

COVID-19: testing by laboratory

Data through May 1, 2021 verified as of May 2, 2021 at 09:25 AM

Data in this report are provisional and subject to change.

The numbers in the table below represent the number of Florida and non-Florida residents for whom test results were received by the Department of Health. A person can be tested by more than one laboratory and can have both positive and negative results. **Therefore, the sum of the numbers in each column will be larger than the total number of people tested.**

Reporting lab	Inconclusive	Negative	Positive	Percent positive	Total
VETERANS AFFAIRS MEDICAL CENTER - GREATER LOS ANGELES			2	100%	2
JACKSON LABORATORY OF GENOMIC MEDICINE		2			2
Sky View Rehabilitation and Health Care Center		2			2
JOHNSON CITY MEDICAL CENTER		1	1	50%	2
ALLSTATE HEALTH SERVICES, INC		2			2
The Friendly Home		2			2
VALUE DRUGS BRONXVILLE INC		2			2
SPRING HILL REGIONAL HOSPITAL			2	100%	2
Tuscola County Medical Care Community		2			2
REELFOOT FAMILY WALK IN CLINIC - TIPT		2			2
Mountainview Nursing Home		2			2
Covington Care Nursing and Rehabilitation		2			2
SHEPHERD CENTER CLINICAL LABORATORY		2			2
HOLY FAMILY MEDICAL CENTER		1	1	50%	2
WESTMINSTER SUNCOAST			2	100%	2
WELLNESS MEDICAL CLINIC			2	100%	2
Kroger 596 - The Little Clinic Brentwood		2			2
PRIMACARE MEDICAL LAKEWOOD			2	100%	2
WILLOWBROOKE CT AT LIMA ESTATES		2			2
HUMILITY OF MARY HEALTH PARTNERS			2	100%	2
ROYAL OAK MEDICAL CENTER LLC DBA CHARACTER FAMILY			2	100%	2
ST. VINCENT HOSPITAL			2	100%	2
VA WNYHCS - Buffalo Division		1	1	50%	2
Walgreens #19019		2			2
PUBLIX PHARMACY #1048		2			2
CARE NOW DENTON			2	100%	2
CROSSROADS			2	100%	2
NORTHEAST FLORIDA HEALTH SERVICES, INC DBA FAMILY HEALTH SOURCE			2	100%	2
SYNEOS HEALTH			2	100%	2
FKC AMELIA ISLAND DIALYSIS			2	100%	2
EXPRESS CARE OF LEESBURG			2	100%	2
MEDEXPRESS URGENT CARE - SPRINGDALE, S 40TH STREET		2			2
MOORE CLINICAL RESEARCH INC			2	100%	2
GILA REGIONAL MEDICAL CENTER		2			2
ONTARIO COUNTY PUBLIC HEALTH		2			2
CVS NE2741POCT LA VISTA		2			2
CVS IN6559POCT AVON		2			2
PUBLIX PHARMACY #1387		2			2
SCIENTIFIC LABORATORY COMPANY		2			2
CHAPPEL GROUP RESEARCH, THE		2			2
GREEN RIVER MEDICAL CENTER			2	100%	2
AGILE URGENT CARE			2	100%	2
SAWGRASS PEDIATRIC PARTNERS LLC			2	100%	2
CVS IN8639POCT TERRE HAUTE		2			2
BAPTIST HOSPITAL INTERNAL MEDICINE GULF BREEZE			2	100%	2
CHNJ		2			2
ADVANTA ANALYTICAL LABORATORIES			2	100%	2

COVID-19: testing by laboratory

Data through May 1, 2021 verified as of May 2, 2021 at 09:25 AM

Data in this report are provisional and subject to change.

The numbers in the table below represent the number of Florida and non-Florida residents for whom test results were received by the Department of Health. A person can be tested by more than one laboratory and can have both positive and negative results. **Therefore, the sum of the numbers in each column will be larger than the total number of people tested.**

Reporting lab	Inconclusive	Negative	Positive	Percent positive	Total
PANCARE HEALTH - SNEADS ELEMENTARY			2	100%	2
SAFE PMC		2			2
CVS OH4327POCT PAINESVILLE		2			2
BIOHEALTH MEDICAL LAB INC			2	100%	2
RIVIERA BEACH INTEGRATED CARE INC			2	100%	2
CITRUS PARK			2	100%	2
RAPID URGENT CARE - ALBANY			2	100%	2
DEPT OF HEALTH			2	100%	2
Northpoint Lexington Healthcare		1	1	50%	2
GULF COAST MEDICAL CENTER RESPIRATORY CARE			2	100%	2
MEDEXPRESS URGENT CARE - BROOKHAVEN		2			2
CHARLOTTE COUNTY HEALTH DEPARTMENT			2	100%	2
ADVANCED FOOT AND ANKLE OF INDIAN RIVER		2			2
Parkridge Specialty Care		2			2
SELECT MEDICAL CLINIC			2	100%	2
PORTAGE MEDICAL CENTER			2	100%	2
MD NOW URGENT CARE MEDICAL CENTERS INC			2	100%	2
NYUMC CLINICAL LABORATORIES			2	100%	2
NORTHSIDE FAMILY MEDICINE AND URGENT CARE (CUMMING)		2			2
First Care Living Center/Essentia Health			2	100%	2
NORTH DAKOTA VETERANS HOME		2			2
UHEALTH CARDIOLOGY			2	100%	2
ROUTE 16 PHARMACY LLC DBA HOLLAND PHAR		2			2
LAKE SUCCESS EXTENDED CARE		2			2
Kroger 409 - The Little Clinic Hebron Marketplace		1	1	50%	2
Kroger 762 - The Little Clinic Clarksville		2			2
UF KANAPAHA LAB BEAKER		2			2
MAYO CLINIC GROUP PRACTICE LABORATORY			2	100%	2
ACCESS MEDICAL GROUP OF TAMPA II, INC		2			2
MORRISTOWN MEMORIAL HOSPITAL		2			2
PALOS COMMUNITY HOSPITAL LABORATORY			2	100%	2
OHSU LABORATORY SERVICES		2			2
ST VINCENT'S AMBULATORY CARE INC			2	100%	2
HEALTH PARTNERS REGIONAL HOSPITAL			2	100%	2
PATIENT FIRST			2	100%	2
FHPG SURGICAL ASSOCIATES OF EAST PASCO			2	100%	2
Stillwater Healthcare		2			2
COBLESKILL REGIONAL HOSPITAL		2			2
Smoky Mountain Nursing and Rehabilitation Center		2			2
CIGNA GATEWAY			2	100%	2
PULMONARY MEDICINE		2			2
CLEMENT J ZABLOCKI VAMC		2			2
OELWEIN HEALTH CARE CENTER		2			2
CVS OH6185POCT PICKERINGTON		2			2
NAVAL BRANCH MEDICAL CLINIC			2	100%	2
TEQUESTA FAMILY MEDICAL CENTER LLC			2	100%	2
HOPE HEALTH & WELLNESS		2			2

COVID-19: testing by laboratory

Data through May 1, 2021 verified as of May 2, 2021 at 09:25 AM

Data in this report are provisional and subject to change.

The numbers in the table below represent the number of Florida and non-Florida residents for whom test results were received by the Department of Health. A person can be tested by more than one laboratory and can have both positive and negative results. **Therefore, the sum of the numbers in each column will be larger than the total number of people tested.**

Reporting lab	Inconclusive	Negative	Positive	Percent positive	Total
WEAKLEY COUNTY REHAB AND NURSING CENTER		2			2
Kroger 619 - The Little Clinic Hendersonville Indian Lake		2			2
UNIVERSITY COMMUNITY HEALTH SERVICES		1	1	50%	2
STUDENT HEALTH SERVICES			2	100%	2
MANISTEE COUNTY MEDICAL CARE FACILITY		2			2
VAULT HEALTH			2	100%	2
CVS IN6611POCT INDIANAPOLIS		1	1	50%	2
AMERICAN FAMILY CARE URGENT CARE		1	1	50%	2
NORTHSIDE FAMILY MEDICINE AND URGENT CARE (HOLLY SPRINGS)		2			2
POMERENE HOSPITAL			2	100%	2
ASCENSION ST VINCENT'S RIVERSIDE			2	100%	2
WEST FLORIDA MEDICAL ASSOCIATES, PA			2	100%	2
CVS CT692POCT NORTH HAVEN		2			2
BOSTON PUBLIC HEALTH COMMISSION			2	100%	2
FLORIDA SCHOOL FOR THE DEAF & BLIND			2	100%	2
BAPTIST HEALTH LEXINGTON			2	100%	2
CVS TX4794POCT ARLINGTON		2			2
RIVER CITY MEDICAL ASSOCIATES, INC			2	100%	2
CLARKSVILLE HEALTH SYSTEM			2	100%	2
TWIN LAKES REHAB & HEALTHCARE		2			2
BEREA URGENT CARE			2	100%	2
PREVENTIVE HEALTH PARTNERS I L S C		2			2
A G RHODES HOME AT WESLEY WOODS		2			2
ADVANCED MEDICAL CARE			2	100%	2
SIOUX FALLS STORM		2			2
MEMORIAL SLOAN KETTERING CANCER CENTER		1	1	50%	2
TRINITAS REGIONAL MEDICAL CENTER		1	1	50%	2
MEDEXPRESS URGENT CARE - SPRINGFIELD, COOLEY ST		2			2
MEMORIAL HOSPITAL OF SOUTH BEND			2	100%	2
UNM SANDOVAL REGIONAL MEDICAL CENTER		2			2
FORT MYERS NORTH DIALYSIS		1	1	50%	2
PHYSICIANS ASSOCIATES PA			2	100%	2
INTEGRITY CLINICAL RESEARCH CENTER INC		1	1	50%	2
MADISON HOSPITAL LABORATORY			2	100%	2
MANSFIELD MEDICAL LODGE			2	100%	2
CVS MO8581POCT BLUE SPRINGS		1	1	50%	2
SUNSHINE PHARMACY		2			2
Guilford Health Care Center		2			2
LAREDO EMERGENCY ROOM			2	100%	2
Timber Ridge Health Care Center			2	100%	2
MCLAREN REGIONAL MEDICAL CENTER			2	100%	2
IM&P WELLNES CENTER			2	100%	2
HCR MANOR CARE SERVICES OF FLORIDA III INC		2			2
SALEM VAMC		2			2
ST. ELIZABETH HEALTHCARE			2	100%	2
THE EDGEWATER AND WATERMAN VILLAGE			2	100%	2
FLORIDA MEDICAL CLINIC IM LUTz			2	100%	2

COVID-19: testing by laboratory

Data through May 1, 2021 verified as of May 2, 2021 at 09:25 AM

Data in this report are provisional and subject to change.

The numbers in the table below represent the number of Florida and non-Florida residents for whom test results were received by the Department of Health. A person can be tested by more than one laboratory and can have both positive and negative results. **Therefore, the sum of the numbers in each column will be larger than the total number of people tested.**

Reporting lab	Inconclusive	Negative	Positive	Percent positive	Total
MEDICAL CENTER AFFILIATES PALM SPRINGS			1	100%	1
Bivins Pointe			1	100%	1
VIVIAN SIMMONS FAMILY PRACTICE			1	100%	1
STAT EMERGENCY CENTER			1	100%	1
SILVERMAN			1	100%	1
PROVIDENCE HOSPITAL			1	100%	1
Sarah A. Todd Memorial Home		1			1
MOUNT SINAI CORAL GABLES			1	100%	1
PUBLIX PHARMACY #1488		1			1
Stonespring Transitional Care		1			1
MALUHIA		1			1
SUMMIT LABORATORY			1	100%	1
Riverside Nursing & Rehabilitation Center		1			1
ALPHA 1 ANTITRYPSIN RESEARCH PROGRAM			1	100%	1
FAU MEMORY & WELLNESS CENTER			1	100%	1
San Antonio Residence and Rehabilitation Center		1			1
Central Park Healthcare & Rehabilitation Center		1			1
SONNI'S PEDIATRICS			1	100%	1
THE LITTLE CLINIC LLC			1	100%	1
VCU HEALTH SYSTEM AUTHORITY - MCV HOSPITALS			1	100%	1
Trucare Living Centers - Columbus		1			1
Kroger 379 - The Little Clinic Stony Brook		1			1
SAINT JOSEPHS HOSPITAL OF ATLANTA			1	100%	1
SEATTLE-KING COUNTY			1	100%	1
Lopatcong Center		1			1
SOUTHERN REGIONAL MEDICAL CENTER		1			1
MEDEXPRESS URGENT CARE - UNIONTOWN		1			1
OUCH URGENT CARE			1	100%	1
Bayou Vista Community Care Center			1	100%	1
WALK IN FAMILY MEDICINE CENTER			1	100%	1
Maplewood of Cheshire County		1			1
ADVANCED RESEARCH AND DIAGNOSTIC LABORATORY UNIVERSITY OF MINNESOTA			1	100%	1
JPS HEALTH CENTER AT TRUE WORTH PLACE			1	100%	1
SINAI URGENT CARE FORT WORTH, LLC			1	100%	1
DOCTOR TODAY URGENT CARE			1	100%	1
Davie Nursing & Rehabilitation Center		1			1
DONALSONVILLE HOSPITAL			1	100%	1
MED LAB SERVICES, LLC			1	100%	1
BAYOU URGENT CARE			1	100%	1
GENESIS MICROBIOLOGY LAB		1			1
HEALTH & WELLNESS PROFESSIONALS INC			1	100%	1
BRANKO D PEJIC MD FAMILY PRACTICE			1	100%	1
ST PETERSBURG GENERAL HOSPITAL LABORATORY			1	100%	1
CVS IL2297651CV JOLIET		1			1
ST. PETERSBURG PEDIATRICS-SEMINOLE			1	100%	1
WELLSTREET BUCKHEAD SOUTH		1			1
TRITENN LLC		1			1

COVID-19: testing by laboratory

Data through May 1, 2021 verified as of May 2, 2021 at 09:25 AM

Data in this report are provisional and subject to change.

The numbers in the table below represent the number of Florida and non-Florida residents for whom test results were received by the Department of Health. A person can be tested by more than one laboratory and can have both positive and negative results. **Therefore, the sum of the numbers in each column will be larger than the total number of people tested.**

Reporting lab	Inconclusive	Negative	Positive	Percent positive	Total
Baypoint Healthcare Center			1	100%	1
Oak Hill Health & Rehabilitation Center			1	100%	1
CELEBRATION FAMILY PHYSICIANS LLC			1	100%	1
PROGRESSIVE MEDICAL RESEARCH			1	100%	1
CLINICAL MICROBIOLOGY LAB FAIRVIEW UNIVERSITY HOSPITAL			1	100%	1
GULF COAST VILLAGE HOME HEALTH INC			1	100%	1
NOORANI MEDICAL CENTER LLC			1	100%	1
JET MEDICAL CENTER			1	100%	1
NSPIRE HEALTHCARE PLANTATION			1	100%	1
PALACE CARE AND REHAB		1			1
TALLAHASSEE DIALYSIS		1			1
Kroger 524 - The Little Clinic Iron Bridge Road		1			1
VISTA DEL SOL MED ASSOC		1			1
ADVENTHEALTH MEDICAL GROUP UROLOGY AT EAST ORLANDO		1			1
INFINITY HOME CARE OF PORT CHARLOTTE, LLC			1	100%	1
WATERSIDE HEALTH & REHAB CENTER, LLC		1			1
PEDRO L ORTEGA MD PA			1	100%	1
OPTIMAL MEDICINE INC		1			1
OPCO LLC LEGACY NURSING AND REHABILITA		1			1
Manor Care of Dallastown d/b/a ManorCare Health Services - Dallastown		1			1
Eddy Memorial Geriatric Center		1			1
TARRYTOWN PHARMACY			1	100%	1
CERMAK HEALTH SERVICES			1	100%	1
J F K PEDIATRICS			1	100%	1
ADVANCE GASTROENTEROLOGY			1	100%	1
PALM BEACH DIABETES AND ENDOCRINE SPECIALISTS, PA			1	100%	1
Jenkins Living Center		1			1
UW MEDICINE MS CENTER			1	100%	1
CHILDRENS HEALTHCARE CTE OF NORTHERN		1			1
CAPE CORAL HOSPITAL NURSING			1	100%	1
PHYSICIANS URGENT CARE			1	100%	1
WHEATON FRANCISCAN LABORATORY			1	100%	1
TAMPA FAMILY HEALTH CENTERS			1	100%	1
BLUE RIDGE URGENT CARE MORGANTON			1	100%	1
INTERNAL MEDICINE ASSOCIATES		1			1
Melbourne Terrace Rehabilitation Center			1	100%	1
ISSAM ALBANNA MD PA			1	100%	1
GENEVA FAMILY HEALTH			1	100%	1
BEACH CARE PLLC			1	100%	1
CENTRAL FLORIDA HEALTH CARE, INC			1	100%	1
FRESENIUS SOUTH FORT MYERS		1			1
LAKE LURE HEALTH CENTER			1	100%	1
Eagle Point Health Care Center		1			1
CVS KS8601POCT OVERLAND PARK			1	100%	1
ORDRS, INC.			1	100%	1
CVS IL2297652CV CHICAGO		1			1
MEMORIAL HERMANN SOUTHWEST HOSPITAL			1	100%	1

COVID-19: testing by laboratory

Data through May 1, 2021 verified as of May 2, 2021 at 09:25 AM

Data in this report are provisional and subject to change.

The numbers in the table below represent the number of Florida and non-Florida residents for whom test results were received by the Department of Health. A person can be tested by more than one laboratory and can have both positive and negative results. **Therefore, the sum of the numbers in each column will be larger than the total number of people tested.**

Reporting lab	Inconclusive	Negative	Positive	Percent positive	Total
Maple Lane Nursing Home		1			1
Carrollton Manor Inc		1			1
Isle Health and Rehabilitation Center			1	100%	1
HEALTH FIRST MEDICAL GROUP LLC			1	100%	1
BACON COUNTY HOSPITAL		1			1
CAN COMMUNITY HEALTH NORTH MIAMI, FL		1			1
REDMOND REGIONAL MEDICAL CENTER			1	100%	1
FREEPORT ER DOX URGENT CARE		1			1
KIDS CARE PEDIATRICS			1	100%	1
APPLECARE URGENT CARE JESUP			1	100%	1
UCSD MICROBIOLOGY LABORATORY			1	100%	1
HUNTERS CREEK MEDICAL ASSOCIATES PA		1			1
BAPTIST HOSPITAL FAMILY MEDICINE TIGER POINT			1	100%	1
TMH URGENT CARE CENTER			1	100%	1
Diversicare of Eupora		1			1
JACKSON GENERAL HOSPITAL			1	100%	1
DOYLESTOWN HOSPITAL			1	100%	1
WILSON FAMILY MEDICINE LLC		1			1
URGENT 202 COX CREEK PKWY		1			1
NORTH CAROLINA STATE LABORATORY OF PUBLIC HEALTH, SPECTRUM LAB NETWORK			1	100%	1
Nemours Children's Clinic-Orla			1	100%	1
BOCA RATON REGIONAL HOSPITAL		1			1
Kroger 539 - The Little Clinic Memorial Blvd.		1			1
MD NOW MEDICAL CENTERS, INC			1	100%	1
SIGNATURE CARE MIDLAND			1	100%	1
WAKE FOREST MEDICAL CENTER LABORATORY			1	100%	1
COMMUNITY			1	100%	1
NATICK URGENT CARE			1	100%	1
GAMMA HEALTHCARE, INC		1			1
WALGREENS #10854		1			1
RIDGE OPTUM FLORIDA			1	100%	1
BAY AREA HOSPITAL LAB & HST		1			1
SCHUYLER HOSPITAL		1			1
IVY CREEK FAMILY CARE OF TROY			1	100%	1
NABI		1			1
LUMICO LIFE INSURANCE COMPANY		1			1
RENEGADEXBIO, PBC	1				1
EAST COAST INSTITUTE FOR RESEARCH LLC			1	100%	1
STERLING HOUSE OF PORT ORANGE		1			1
PHOEBE HOME INC		1			1
ADVANCE MD CARE			1	100%	1
Greene Meadows Nursing and Rehabilitation Center		1			1
CARENOW MURFREESBORO MEDICAL CENTER PK		1			1
CLEVELAND HEARTLAB			1	100%	1
MARYWOOD HEIGHTS		1			1
WALGREENS #15369		1			1
BROWARD MEDICAL LAB			1	100%	1

COVID-19: testing by laboratory

Data through May 1, 2021 verified as of May 2, 2021 at 09:25 AM

Data in this report are provisional and subject to change.

The numbers in the table below represent the number of Florida and non-Florida residents for whom test results were received by the Department of Health. A person can be tested by more than one laboratory and can have both positive and negative results. **Therefore, the sum of the numbers in each column will be larger than the total number of people tested.**

Reporting lab	Inconclusive	Negative	Positive	Percent positive	Total
CLINICAL LABORATORY DEPARTMENT			1	100%	1
GADSDEN FAMILY PRACTICE		1			1
Central Alabama Veterans HCS - East Campus		1			1
Walgreens #3661		1			1
CLINTON DRUG STORE		1			1
ANDREWS			1	100%	1
OPTI MED PHARMACY		1			1
LIFE CARE CENTER OF GWINNETT		1			1
MBMG OF WINTER HAVEN			1	100%	1
WALMART PHARMACY 10-4554		1			1
FAMILY AND INTERNAL MEDICINE ASSOCIATES		1			1
CORONA CONCIERGE, LLC		1			1
URGENT DOC -NACOGODOCHES CLINIC			1	100%	1
PUTNAM CO HOSPITAL-D/B/A ASBURY TOWERS		1			1
GENESIS CARE USA OF FLORIDA, LLC			1	100%	1
EVANS FAMILY CARE PA			1	100%	1
COLLINS NURSING HOME		1			1
CAREMOUNT MEDICAL PC-CARMEL		1			1
NATIONAL INSTITUTES OF HEALTH CLINICAL CENTER			1	100%	1
INDIGO PALMS			1	100%	1
SHANNON CLARK OD, PA			1	100%	1
Crisp Regional Nursing and Rehab Center		1			1
FAMILY PRACTICE OF CENTRAL FLORIDA PA			1	100%	1
UCH LAB			1	100%	1
MEMORIAL HOSPITAL LOS BANOS			1	100%	1
INTERIM HHA OF ST AUGUSTINE INC		1			1
PENROSE HOSPITAL			1	100%	1
CHC			1	100%	1
SUNY AT STONY BROOK			1	100%	1
NEMOURS CHILDRENS URGENT CARE			1	100%	1
PHYSICIAN ASSOCIATES, LLC			1	100%	1
El Paso Health Care Center			1	100%	1
SWIFT CREEK HEALTH CENTER AT THE TEMPL		1			1
PALM SPRINGS GENERAL HOSPITAL			1	100%	1
PARKWAY REGIONAL MEDICAL CENTER LAB			1	100%	1
PHYSICIANS PREMIER ER- CENTRAL AUSTIN			1	100%	1
CAREWELL 203			1	100%	1
Vista Park			1	100%	1
HEARTLAND OF MARIETTA OH LLC DBA		1			1
Oregon Veterans Home The Dalles		1			1
PENNY PEDIATRICS		1			1
GOOD SAMARITAN SOCIETY-FOREST CITY		1			1
BLOOD SYSTEMS LABORATORIES			1	100%	1
THE CHRIST HOSPITAL			1	100%	1
Kroger 527 - The Little Clinic Hwy 70 S.		1			1
PEDIATRICS AND FAMILY CARE, LLC			1	100%	1
TMH PHYSICIAN PARTNERS WAKULLA			1	100%	1

COVID-19: testing by laboratory

Data through May 1, 2021 verified as of May 2, 2021 at 09:25 AM

Data in this report are provisional and subject to change.

The numbers in the table below represent the number of Florida and non-Florida residents for whom test results were received by the Department of Health. A person can be tested by more than one laboratory and can have both positive and negative results. **Therefore, the sum of the numbers in each column will be larger than the total number of people tested.**

Reporting lab	Inconclusive	Negative	Positive	Percent positive	Total
Accordius Health at Gastonia			1	100%	1
LAB. CORP. OF AMERICA			1	100%	1
OAKWOOD HOSPITAL - DEARBORN LAB			1	100%	1
LEELANAU OPCO, LLC		1			1
BALLAD HEALTH MEDICAL ASSOCIATES URGENT CARE - JOHNSON CITY			1	100%	1
DR AZIZ CLINIC			1	100%	1
CONSOLIDATED			1	100%	1
SACRED HEART HOSPITAL			1	100%	1
FAMILY MEDICAL CENTERS			1	100%	1
HOLYOKE MEDICAL CENTER			1	100%	1
Marysville Care Center		1			1
Big River Nursing and Rehab		1			1
LIFE CARE CENTER OF HILTON HEAD		1			1
Ranger Care Center			1	100%	1
HARDVARD VANGUARD MEDICAL ASSOCIATES - NEEDHAM			1	100%	1
FOCUSED CARE AT ALLENBROOK		1			1
CARESPOT - WELLINGTON			1	100%	1
MEDEXPRESS WELL - OLDSMAR			1	100%	1
HIDALGO FAMILY CLINIC			1	100%	1
POETS WALK SARASOTA			1	100%	1
CVS MO8595POCT RAYMORE		1			1
ECHCS - Jewell Clinic		1			1
FIRSTCARE MEDICAL CENTER			1	100%	1
INTERNAL MEDICINE GROUP OF WINTER HAVEN PA		1			1
THE INTERNAL MEDICAL GROUP		1			1
BAPTIST MINOR MEDICAL CENTER			1	100%	1
GULF BREEZE TREATMENT CENTER, LLC			1	100%	1
ACCESS TOTAL CARE - PORTLAND			1	100%	1
NORTHSIDE PEDIATRICS & ADOLESCENT MEDI		1			1
CDR MAGUIRE - STUART MISSION			1	100%	1
COMMUNITY HOSPITALS INDIANAPOLIS			1	100%	1
Parkview Care and Rehabilitation Center		1			1
SCRIPPS MERCY HOSPITAL			1	100%	1
Courtenay Springs Village			1	100%	1
BHS PHYSICIAN NETWORK			1	100%	1
LRHS Pablo Urgent Care		1			1
ODESSA MEMORIAL HOSPITAL			1	100%	1
NEW ERA COMMUNITY HEALTH CENTER LLC		1			1
MIAMI NORTH DIALYSIS			1	100%	1
HEALTH CARE SERVICES LC			1	100%	1
REGENTS PARK OF JACKSONVILLE			1	100%	1
CURA LABORATORY SERVICES			1	100%	1
Masonic Medical Research Institute			1	100%	1
NORTH SHORE MEDICAL CENTER - SALEM HOSPITAL			1	100%	1
Mercy Manor Transition Center			1	100%	1
JOHN HOPKINS WELLNESS CENTER PEPSICO			1	100%	1
Pathways Nursing and Rehabilitation Center		1			1

COVID-19: testing by laboratory

Data through May 1, 2021 verified as of May 2, 2021 at 09:25 AM

Data in this report are provisional and subject to change.

The numbers in the table below represent the number of Florida and non-Florida residents for whom test results were received by the Department of Health. A person can be tested by more than one laboratory and can have both positive and negative results. **Therefore, the sum of the numbers in each column will be larger than the total number of people tested.**

Reporting lab	Inconclusive	Negative	Positive	Percent positive	Total
WEST CARVER MEDICAL ASSOCIATES		1			1
Kroger 968 - The Little Clinic Colerain Township		1			1
Hawthorne House		1			1
COVENANT HOSPITAL HOBBS D/B/A COVENANT		1			1
ODYSSEY HEALTH CARE OF MARION COUNTY LLC		1			1
PIEDMONT QUICKCARE		1			1
FLORIDA HOSPITAL ORMOND BEACH			1	100%	1
FRANKLIN CBOC			1	100%	1
MEDOR/ACC SYNCHRONY			1	100%	1
SUNRISE CLINIC SANTA ROSA		1			1
VA Tennessee Valley HCS-Nashville Campus			1	100%	1
Moab Regional Hospital			1	100%	1
CFHC - FROSTPROOF			1	100%	1
Florence Home		1			1
EVERGREEN NURSING HOME		1			1
SYNERGENE LABORATORY			1	100%	1
BIOLOGICAL AND CHEMICAL EMERGENCIES LABORATORY			1	100%	1
SUREPOINT URGENT CARE PADRE ISLAND			1	100%	1
CareATC - Columbia College #58		1			1
ST. MARY MEDICAL CENTER		1			1
SHANNON MEDICAL CENTER			1	100%	1
CARENOW URGENT CARE - ANTIOCH		1			1
FAMILY MEDICAL CENTER		1			1
UNITED PHYSICIAN GROUP FAMILY MEDICINE OF HAMPTON		1			1
SMITH KLINE			1	100%	1
Kroger 465 - The Little Clinic Oakley		1			1
BOLLES SCHOOL, THE			1	100%	1
URGENTMED			1	100%	1
Signature Healthcare of Fort Wayne		1			1
CVS PA2867POCT FOLSOM		1			1
SC-GA2018 SIMPSONVILLE REHABILITATION		1			1
Good Samaritan Society-Atkinson		1			1
Ohman Family Living at Holly Assisted Living		1			1
LEHIGH PULMONARY ASSOCIATES			1	100%	1
Kroger 838 - The Little Clinic Fairborn		1			1
BOND & STEELE CLINIC PA D/B/A		1			1
Manor Care Health Services- Wilmington			1	100%	1
5 STAR HOME HEALTH SERVICES INC		1			1
DSI LABORATORIES-NAPLES-7TH			1	100%	1
CVS AZ69POCT PEORIA		1			1
Indian Oaks Living Center		1			1
Schenectady Center for Rehabilitation & Nursing		1			1
LRGHEALTHCARE		1			1
Dulles Health and Rehab Center		1			1
LAKE SIDE MEDICAL CENTER		1			1
WALGREENS_CHICAGO		1			1
Scepter Rehab and Health care		1			1

COVID-19: testing by laboratory

Data through May 1, 2021 verified as of May 2, 2021 at 09:25 AM

Data in this report are provisional and subject to change.

The numbers in the table below represent the number of Florida and non-Florida residents for whom test results were received by the Department of Health. A person can be tested by more than one laboratory and can have both positive and negative results. **Therefore, the sum of the numbers in each column will be larger than the total number of people tested.**

Reporting lab	Inconclusive	Negative	Positive	Percent positive	Total
UT HEALTH RIO GRANDE VALLEY SPECIALTY PEDIATRICS			1	100%	1
EAST TENNESSEE STATE UNIVERSITY		1			1
FASTMED - LAKEWAY			1	100%	1
KENDALL PEDIATRICS PARTNERS LLC			1	100%	1
Greencroft Goshen		1			1
Kroger 83 - The Little Clinic Rock Road		1			1
BELLMORE PEDIATRICS		1			1
HHCS PHARMACY INC			1	100%	1
MERCY HOME		1			1
RIVERSIDE REGIONAL MED CENTER			1	100%	1
CVS MO4088POCT LEES SUMMIT		1			1
WYOMING OPCO, LLC DBA MEDILODGE OF WYO		1			1
MEDICAL COLLEGE OF GEORGIA MEDICAL CENTER			1	100%	1
MINUTECLINIC DIAGNOSTIC OF VIRGINIA, LLC #10088		1			1
NORTHCREST PHYSICIAN SERVICES INC		1			1
West Bay of Tampa Center			1	100%	1
NAVARRO MEDICAL CENTERS LLC			1	100%	1
St. Mary's Care Center		1			1
BAPTIST HEALTH PRIMARY CARE HOMESTEAD			1	100%	1
LYSTER MAIN LAB, FT RUCKER		1			1
LAS PALMAS MEDICAL CENTER			1	100%	1
HOUSTON DEPARTMENT OF HEALTH AND HUMAN SERVICES			1	100%	1
THOMAS HOSPITAL			1	100%	1
BETHESDA ON TURKEY CREEK			1	100%	1
SIERRA HEALTH CARE CENTER		1			1
PHOENIX PROGRAMS OF FLORIDA INC		1			1
TRAFALGAR DIALYSIS			1	100%	1
MAINE HEALTH AND ENVIRONMENTAL TESTING LABORATORY			1	100%	1
ESOTERIC LAB			1	100%	1
LABTECH DIAGNOSTICS			1	100%	1
UNIVERSITY OF NORTH CAROLINA HOSPITALS			1	100%	1
WEST COAST CLINICAL LABS INC			1	100%	1
OASIS FAMILY RESORT IN THE SPRINGS LLC		1			1
PUBLIC HEALTH LABORATORIES			1	100%	1
AUGUSTA HEALTH CLINICAL LABORATORY			1	100%	1
PHYSICIANS URGENT CARE PLLC		1			1
Avera Sr. James Care Center		1			1
BETHESDA DIALYSIS			1	100%	1
BETTER U BETTER LIFE WELLNESS LLC			1	100%	1
WELLSTAR STUDENT SERVICES-MARIETTA CLI		1			1
RIVIERA BEACH HEALTH CENTER LAB			1	100%	1
BMC/NASSAU			1	100%	1
PRESTIGE ER			1	100%	1
DOCTORS AFTER HOURS URGENT CARE CENTER			1	100%	1
PHYSICIANS ASSOCIATES			1	100%	1
HARMONY HEALTHCARE ORLANDO INC		1			1
Medilodge of Midland		1			1

COVID-19: testing by laboratory

Data through May 1, 2021 verified as of May 2, 2021 at 09:25 AM

Data in this report are provisional and subject to change.

The numbers in the table below represent the number of Florida and non-Florida residents for whom test results were received by the Department of Health. A person can be tested by more than one laboratory and can have both positive and negative results. **Therefore, the sum of the numbers in each column will be larger than the total number of people tested.**

Reporting lab	Inconclusive	Negative	Positive	Percent positive	Total
KAISER PERMANENTE REGIONAL REFERENCE LABORATORY		1			1
DOCTORS HEARING			1	100%	1
WMC HEALTH GROUP INC			1	100%	1
VALLEY HOSPITAL MEDICAL CENTER		1			1
MOBILE MEDICAL CLINIC			1	100%	1
NHC Chattanooga			1	100%	1
NHSN_AIMS		1			1
ST VINCENTS OUTPATIENT IMAGING		1			1
RAPID CITY REGIONAL HOSPITAL -579 ATTN. LABORATORY		1			1
UNLIMITED MEDICAL SERVICES OF FL PL DBA		1			1
CRUSADER COMMUNITY HEALTH			1	100%	1
LEGACY AT HIGHWOODS PRESERVE		1			1
IC LABS			1	100%	1
DYNACARE NORTHWEST INC			1	100%	1
SHARP CHULA VISTA MEDICAL CENTER			1	100%	1
RED BUG LAKE ROAD OVIEDO COVID			1	100%	1
BUREAU COUNTY HEALTH DEPT			1	100%	1
Walgreens #9121		1			1
ACUPATH LABORATORIES INC			1	100%	1
CROSS CREEK HEALTH CARE		1			1
UNC HOSPITALS			1	100%	1
MY URGENT CARE CLINIC			1	100%	1
Alexandria Place		1			1
FLORIDA ORTHOPAEDIC INSTITUTE SURGERY		1			1
Shelbyville Manor		1			1
PIONEER CLINICAL RESEARCH LLC			1	100%	1
Bethany Manor		1			1
DR JAMES D FORBES FAMILY CARE CENTER			1	100%	1
METHODISM MIDLOTHIAN MEDICAL CENTER			1	100%	1
NAVICENT HEALTH OCONEE, LLC		1			1
PREVENTIVE CARDIOLOGY AND INTERNAL MEDICINE ASSOCI			1	100%	1
NEW ULM MEDICAL CENTER			1	100%	1
THYROID SPECIALTY LABORATORY			1	100%	1
LAKE MARY DIALYSIS			1	100%	1
LEHIGH REGIONAL WOUND CENTER			1	100%	1
JAX FAMILY CARE		1			1
WELLSTREET SMYNA URGENT CARE		1			1
EMERGENCY CARE SERVICES LAB AT JFK MEDICAL CENTER			1	100%	1
LANCASHIRE HALL NURSING AND REHABILITATION CENTER		1			1
VERIFY LABS			1	100%	1
ACCESS HEALTH CARE PHYSICIANS, LLC		1			1
NHC HEALTH CARE CENTER		1			1
LACKAWANNA HEALTH AND REHAB CENTER		1			1
CORE OCCUPATIONAL MEDICINE			1	100%	1
SUNRISE/QUAY COUNTY HEALTH CLINIC		1			1
CLARKSVILLE MANOR INC		1			1
TRIPLE O RESEARCH INSTITUTE PA			1	100%	1

COVID-19: testing by laboratory

Data through May 1, 2021 verified as of May 2, 2021 at 09:25 AM

Data in this report are provisional and subject to change.

The numbers in the table below represent the number of Florida and non-Florida residents for whom test results were received by the Department of Health. A person can be tested by more than one laboratory and can have both positive and negative results. **Therefore, the sum of the numbers in each column will be larger than the total number of people tested.**

Reporting lab	Inconclusive	Negative	Positive	Percent positive	Total
PRIME CARE FAMILY MEDICINE			1	100%	1
PINELLAS POINT NURSING AND REHAB CENTER			1	100%	1
CHATEAU MADELEINE - SENIOR LIVING & MEMORY CARE			1	100%	1
BEAUMONT HOSPITAL			1	100%	1
PATHOLOGYT & LAB MEDICINE SERVICES			1	100%	1
Accordius Health at Harrisonburg		1			1
CAREHERE HUDSON BAY			1	100%	1
METROPOLITAN			1	100%	1
ANDERSON FAMILY MEDICINE			1	100%	1
Pinnacle Health and Rehab at South Portland		1			1
WELLSTREET CLAIRMONT		1			1
CONVENIENT MD			1	100%	1
EXPRESS LAB LIVINGSTON			1	100%	1
GENESIS HOME HEALTH CARE SERVICES OF			1	100%	1
CVS NV9586POCT RENO		1			1
Good Samaritan Society - Mountian Lake		1			1
BAYSTATE REFERENCE LABORATORY			1	100%	1
SEASONS HOSPICE AND PALLIATIVE CARE OF			1	100%	1
PULSE MEDICAL DOCTOTS LLC			1	100%	1
Chesapeake Shores - Signature HealthCare LLC		1			1
PANCARE HEALTH - NORTHSIDE ELEMENTARY			1	100%	1
SEMA4			1	100%	1
Brown Nursing Home		1			1
PALM BEACH PEDIATRIC UROLOGY			1	100%	1
LAMARQUE DIALYSIS			1	100%	1
ANSWERS RESOURCE FACILITY		1			1
CARESPOT - OVIEDO			1	100%	1
CARENOW URGENT CARE-HENDERSONVILLE		1			1
CHILDRENS DOCTOR OF TAMPA BAY, THE			1	100%	1
FORT MYERS DIALYSIS		1			1
USA Healthcare LTC, LLC - Folsom Center for Rehabilitation & Healthca		1			1
TUNIS STREET GROUP HOME		1			1
ASHLEY CLINICAL DIAGNOSTIC LABORATORY			1	100%	1
ADAPTIVE BIOTECHNOLOGIES			1	100%	1
ATLANTIS VISION CENTER			1	100%	1
MISSION REGIONAL MEDICAL CENTER			1	100%	1
BIODORON LABORATORIES			1	100%	1
DR PHILLIPS CENTER FOR WELLNESS		1			1
Brownwood Nusing & Rehabilitation		1			1
VISTA LAKE ASSISTED LIVING			1	100%	1
NORTH WEST FLORIDA DIAGNOSTIC ENOCRINOLOGY CLINIC			1	100%	1
ORCHID TERRACE		1			1
CAPITAL HEALTH PLAN - GOVERNORS SQUARE			1	100%	1
OXLEY PARK HEALTH & REHAB		1			1
Le Roy Village Green		1			1
FRESENIUS KIDNEY CARE OF CLERMONT WEST			1	100%	1
BAYLOR SCOTT & WHITE ALL SAINTS MEDICAL CENTER FT			1	100%	1

COVID-19: testing by laboratory

Data through May 1, 2021 verified as of May 2, 2021 at 09:25 AM

Data in this report are provisional and subject to change.

The numbers in the table below represent the number of Florida and non-Florida residents for whom test results were received by the Department of Health. A person can be tested by more than one laboratory and can have both positive and negative results. **Therefore, the sum of the numbers in each column will be larger than the total number of people tested.**

Reporting lab	Inconclusive	Negative	Positive	Percent positive	Total
CHILDREN'S CLINIC			1	100%	1
Kroger 390 - The Little Clinic North College Hill		1			1
PATHLAB SERVICES			1	100%	1
HEALTHFORCE PARTNERS INC			1	100%	1
ASSURANCE HEALTHCARE AND COUNSELING CENTER		1			1
Kempsville Health and Rehab Center		1			1
Kroger 500 - The Little Clinic Speedway		1			1
GARNET HEALTH DOCTORS		1			1
EXCEL URGENT CARE OF NJ			1	100%	1
MD NOW URGENT CARE			1	100%	1
BRISTOL CHILDRENS CLINIC			1	100%	1
1ST MED DOTHAN			1	100%	1
MID-SOUTH URGENT CARE, PLLC			1	100%	1
KELLY			1	100%	1
HERNANDO COUNTY HEALTH DEPT			1	100%	1
Hempfield Manor		1			1
SOUTHEASTERN PATHOLOGY ASSOCIATES			1	100%	1
SOUTH COUNTY MEDICAL CENTER			1	100%	1
Chateau Girardeau			1	100%	1
VELOCITY URGENT CARE - CHIMNEY HILL			1	100%	1
Saint Joseph Living Center		1			1
DAVIS, CASEY		1			1
Kroger - KR003500568			1	100%	1
GOOD SHEPHERD HOSPICE INC			1	100%	1
Eden Meadows		1			1
MIAMI CHILDRENS HOSPITAL MIDTOWN OUTPATIENT CENTER			1	100%	1
ANY LAB TEST NOW JACKSONVILLE		1			1
CVS MA7140POCT WESTPORT		1			1
VIP STARNETWORK		1			1
ADVENTHEALTH MEDICAL GROUP COLORECTAL SURGERY AT		1			1
FAIRFIELD MEDICAL CENTER			1	100%	1
CARE CENTER OF LAKE PLACID			1	100%	1
KANA MEDICAL			1	100%	1
Kroger 359 - The Little Clinic Bellevue		1			1
CVS TX7824POCT GARLAND		1			1
MID FLORIDA BIOLOGICALS			1	100%	1
AMERICAN MEDICAL RESPONSE - FARMER BRA		1			1
WALGREENS #05150		1			1
CENTRAL ALABAMA HEALTH CARE SYSTEM			1	100%	1
CLAYTON NURSING AND REHABILITATION		1			1
MEDEXPRESS URGENT CARE -HOWELL US HWY		1			1
FLORIDA HOME HEALTH			1	100%	1
STONESPRINGS HOSPITAL CENTER			1	100%	1
YOUR KIDS URGENT CARE			1	100%	1
WESTON COUNTY HEALTH SERVICES			1	100%	1
UF HEALTH FAMILY MEDICINE-GOODBYS CREEK			1	100%	1
ARIZA WELLNESS CARE LLC			1	100%	1

COVID-19: testing by laboratory

Data through May 1, 2021 verified as of May 2, 2021 at 09:25 AM

Data in this report are provisional and subject to change.

The numbers in the table below represent the number of Florida and non-Florida residents for whom test results were received by the Department of Health. A person can be tested by more than one laboratory and can have both positive and negative results. **Therefore, the sum of the numbers in each column will be larger than the total number of people tested.**

Reporting lab	Inconclusive	Negative	Positive	Percent positive	Total
HUNEYCUTT FAMILY PRACTICE			1	100%	1
SURGERY CENTER, THE			1	100%	1
Sunnybrook Rehabilitation Center			1	100%	1
Kroger 909 - The Little Clinic Hamilton			1	100%	1
PEDIATRIC ASSOCIATES OF JULINGTON CREEK			1	100%	1
LITTLE FALLS HOSPITAL LABORATORY		1			1
WASHINGTON SOLDIERS HOME AND COLONY		1			1
JACKSON MADISON CO. GEN. HOSPITAL			1	100%	1
NORTH MIAMI BEACH SURGICAL CENTER			1	100%	1
PATIENT FIRST - GARRISONVILLE			1	100%	1
Elderwood at Lancaster		1			1
CENTER AT WATERFRONT		1			1
Birmingham Nursing and Rehabilitation East LLC		1			1
Kroger - KRO62000426			1	100%	1
COSTAMED GRUPO MEDICO			1	100%	1
DOCTORS MEMORIAL HOSP HOME HEALTH CARE		1			1
Villages of St.Peters		1			1
Urgent Care 24/7 Orlando LLC			1	100%	1
ER NEAR ME HULEN		1			1
AHC Dyersburg		1			1
HIGHLANDS CLINICAL LABORATORY			1	100%	1
JOHN D. ARCHBOLD MEMORIAL HOSPITAL			1	100%	1
DAVITA DIALYSIS-NORTH			1	100%	1
CORVALLIS CLINIC PC LAB		1			1
BRANDON OUTREACH CLINIC			1	100%	1
URGENT CARE CENTER OF PORT ORANGE LLC			1	100%	1
Medford Multicare		1			1
EMERALD HEALTH CARE		1			1
BLACK SHEEP MEDICAL			1	100%	1
PROVIDENCE PORTLAND MEDICAL CENTER		1			1
AVON PARK CLUSTER		1			1
SOUTHWEST REGIONAL PCR LABORATORY			1	100%	1
HARDIN HEALTH INC		1			1
HEALTHCARE ASSOCIATES OF IRVING, LLP			1	100%	1
Avon Health Center		1			1
ARGENTINE CARE CENTER		1			1
SAINT BARNABAS MEDICAL CENTER		1			1
SOUTH DADE NURSING & REHABILITATION CENTER			1	100%	1
AUSTIN ER LLC			1	100%	1
HEALTH GUAGE			1	100%	1
MEDEXPRESS URGENT CARE-MEADVILLE			1	100%	1
Kroger 698 - The Little Clinic 14th Street/Bell		1			1
CATERPILLAR INC - MIAMI DISTRIBUTION CENTER			1	100%	1
Heritage Inn Health and Rehabilitation		1			1
Kroger 779 - The Little Clinic Georgetown		1			1
WINDMOOR HEALTHCARE			1	100%	1
MEMORIAL HOSPITAL AT GULFPORT			1	100%	1

COVID-19: testing by laboratory

Data through May 1, 2021 verified as of May 2, 2021 at 09:25 AM

Data in this report are provisional and subject to change.

The numbers in the table below represent the number of Florida and non-Florida residents for whom test results were received by the Department of Health. A person can be tested by more than one laboratory and can have both positive and negative results. **Therefore, the sum of the numbers in each column will be larger than the total number of people tested.**

Reporting lab	Inconclusive	Negative	Positive	Percent positive	Total
AUSTIN URGENT CARE			1	100%	1
Consulate Health Care of Tallahassee			1	100%	1
GEORGE WASHINGTON UNIVERSITY HOSPITAL			1	100%	1
CVS MA634POCT KINGSTON			1	100%	1
HOSPITAL SISTERS HEALTH SYSTEM (HSHS)			1	100%	1
PARKVIEW REGIONAL MEDICAL CENTER			1	100%	1
INDIAN RIDGE		1			1
BRIDGEWAY CENTER INC			1	100%	1
CHILDREN'S MEMORIAL HOSPITAL			1	100%	1
FIRST CARE WALK IN CLINIC LLC			1	100%	1
KEY WEST BRANCH MEDICAL CLINIC			1	100%	1
APOLLO ADVANCED HOME HEALTH CORP			1	100%	1
VIVEX/UMTB BIOMEDICAL			1	100%	1
Kroger 682 - The Little Clinic New Holland Market			1	100%	1
SSC NASHVILLE OPERATING CO LLC D/B/A		1			1
QUEST INC			1	100%	1
OPTUM MEDICAL CLINIC IN ROCKRIMMON			1	100%	1
Falmouth By The Sea			1	100%	1
LAKE VIEW COURT		1			1
NEMOURS CHILDREN HOSPITAL			1	100%	1
Community Compassion Center of Batesville			1	100%	1
ADVENTHEALTH SENIOR CARE AT ORMOND			1	100%	1
CVS OH6153POCT COLUMBUS		1			1
WINNIFRED ASSISTED LIVING FACILITY INC		1			1
Arch Plaza Nursing and Rehabilitation Center			1	100%	1
SILVER SPRINGS SHORES DIALYSIS			1	100%	1
MEDEXPRESS URGENT CARE - BENTONVILLE		1			1
HAWAII DEPARTMENT OF HEALTH LAB			1	100%	1
BLAKE AT PENSACOLA OPERATION CO, LLC, THE			1	100%	1
UABC			1	100%	1
Elderwood at Williamsville		1			1
SANTA ROSA PEDIATRICS			1	100%	1
BAPTIST MEDICAL PLAZA AT WESTCHESTER			1	100%	1
MULTICARE PHYSICIANS			1	100%	1
CAROMONT HEALTH			1	100%	1
ADVENTHEALTH WOUND CARE CENTER			1	100%	1
MED-LAKE LABORATORY			1	100%	1
Brio of Johnston		1			1
QC LABORATORY			1	100%	1
HEALTH CONSERVATION, INC		1			1
NORWALK HOSPITAL			1	100%	1
CANDLER HOSPITAL			1	100%	1
VA Boston HCS-Brockton Division		1			1
VA Central California HCS		1			1
BRISTOL REGINAL MEDICAL CENTER			1	100%	1
MEDONE URGENT CARE			1	100%	1
Court House Center		1			1

COVID-19: testing by laboratory

Data through May 1, 2021 verified as of May 2, 2021 at 09:25 AM

Data in this report are provisional and subject to change.

The numbers in the table below represent the number of Florida and non-Florida residents for whom test results were received by the Department of Health. A person can be tested by more than one laboratory and can have both positive and negative results. **Therefore, the sum of the numbers in each column will be larger than the total number of people tested.**

Reporting lab	Inconclusive	Negative	Positive	Percent positive	Total
AVERA SACRED HEART HOSPITAL			1	100%	1
Arlington Care Center			1	100%	1
VA Texas Valley Coastal Bend Harlingen HCC		1			1
ST FRANCIS MEDICAL CENTER			1	100%	1
Raleigh Center (WV)			1	100%	1
US LABORATORIES			1	100%	1
American Fork Care Center dba Heritage Care Center		1			1
PEDIATRIC ASSOCIATES - JACKSONVILLE			1	100%	1
NATIONAL GENETIC INSTITUTE			1	100%	1
BRIGHT HEALTH CLINIC CORP			1	100%	1
Indianspring of Oakley		1			1
ACCELERATED URGENT CARE		1			1
CAREFIRST URGENT CARE - BEECHMONT			1	100%	1
KODIAK AREA NATIVE ASSOCIATION-KANA			1	100%	1
MEDEXPRESS URGENT CARE - MT EPHRAIM		1			1
BRADEN CLINIC		1			1
SKIN AND CANCER ASSOCIATES LLP		1			1
DIXIE REGIONAL MEDICAL CENTER			1	100%	1
BARTLE'S PHARMACY INC			1	100%	1
Florence Nursing and Rehabilitation Center		1			1
BOCA GENERAL AND FAMILY MEDICINE		1			1
Parkside Manor		1			1
LABORATORY COPORATION OF AMERICA			1	100%	1
FRIO REGIONAL PRIMARY CARE AND URGENT CARE CLINIC			1	100%	1
Oklahoma Methodist Manor			1	100%	1
CARDIAC AND VASCULAR CONSULTANTS MD PA		1			1
PRIMARY CARE GROUP LLC		1			1
MEDEXPRESS URGENT CARE - LEOMINSTER		1			1
GARNET HEALTH URGENT CARE		1			1
Spring Gate Rehab and Healthcare Center		1			1
KENNEDY BOULEVARD DIALYSIS			1	100%	1
St. Catherine's manor of Findlay		1			1
WALGREENS #04786		1			1
Garden View Care Center at Dougherty Ferry		1			1
WYTHE CNTY COMMUNITY HOSP LABORATORY			1	100%	1
KIOSK MEDICINE KENTUCKY LLC		1			1
WINDSOR MANOR			1	100%	1
MRMC LAB MICRO			1	100%	1
NORTH FLORIDA REGIONAL MEDICAL CENTER EMERGENCY			1	100%	1
MEDICAL EXAMINERS OFFICE, LEESBURG			1	100%	1
SOMA MEDICAL CENTER PA #4			1	100%	1
ANMED HEALTH MEDICAL CENTER			1	100%	1
NORTHSIDE HOSPITAL GWINNETT		1			1
LEXINGTON HOSPITAL CORPORATION			1	100%	1
Good Shepherd Fairview Home, Inc.		1			1
CONWAY - SHERWOOD URGENT CARE			1	100%	1
ADVENTHEALTH MEDICAL GROUP OBSTETRICS AND			1	100%	1

COVID-19: testing by laboratory

Data through May 1, 2021 verified as of May 2, 2021 at 09:25 AM

Data in this report are provisional and subject to change.

The numbers in the table below represent the number of Florida and non-Florida residents for whom test results were received by the Department of Health. A person can be tested by more than one laboratory and can have both positive and negative results. **Therefore, the sum of the numbers in each column will be larger than the total number of people tested.**

Reporting lab	Inconclusive	Negative	Positive	Percent positive	Total
USC VERDUGO HILLS HOSPITAL			1	100%	1
FLAGLER CARE CENTER			1	100%	1
COASTAL ER IX, PHYSICIANS PREMIER			1	100%	1
MEMORIAL HERMANN OCCUPATIONAL HEALTH			1	100%	1
SHAH			1	100%	1
Chatsworth Health Care		1			1
Imperial Healthcare Centre			1	100%	1
HALIFAX FAMILY HEALTH CENTER			1	100%	1
YUMA REGIONAL MEDICAL CENTER			1	100%	1
Mason Health and Rehab		1			1
View Ridge Care Center		1			1
CAREAGE PLASTIC SURGERY			1	100%	1
ALLIED PHYSICIANS GROUP		1			1
KETAMINE HEALTH CENTERS OF WEST PALM BEACH LLC		1			1
PRIORITY CARE LLC			1	100%	1
Victory Health and Rehabilitation			1	100%	1
Kroger 670 - The Little Clinic Powell		1			1
Mountain City Care and Rehabilitation Center		1			1
ADVENTHEALTH HOME CARE WATERMAN			1	100%	1
WILLOWBROOKE COURT AT MATTHEWS GLEN		1			1
Ramsey Village		1			1
JEFFREY A HIRSCHFIELD, MD PA			1	100%	1
AMBRY GENETICS CORP	1				1
BELMONT VILLAGE AT JOHNS CREEK		1			1
THE LITTLE CLINIC, LLC			1	100%	1
LONESTAR 24HRER MANAGEMENT LLC DBA LONESTAR 24HRER			1	100%	1
CONEY ISLAND HOSP			1	100%	1
Senior Rehab & Recovery Center at Limestone Health Facility		1			1
Kroger 368 - The Little Clinic Frankfort West		1			1
Franciscan Convalescent Hospital		1			1
REHABILITATION CENTER OF SOUTH GEORGIA		1			1
MDS PHARMA SERVICES		1			1
CYPRESS CREEK DIALYSIS CTR			1	100%	1
HUDSON REGIONAL HOSPITAL			1	100%	1
BATESVILLE - SHERWOOD URGENT CARE			1	100%	1
INNOVATIVE CARE PARTNERS PLLC			1	100%	1
Freedom Pointe at The Villages			1	100%	1
Woodstock Nursing and Rehabilitation Center		1			1
PARKVIEW MANOR NURSING HOME		1			1
Wedgewood Manor		1			1
CVS CA9751POCT AGOURA		1			1
CORDOVA FAMILY PRACTICE			1	100%	1
EDGAR PRICE FAMILY & CHILDREN HEALTHCARE CENTER			1	100%	1
RIVERSIDE PEDIATRIC GROUP, INC		1			1
EASTSIDE MEDICAL CLINIC		1			1
FAIRHAVEN		1			1
SHERIDAN VAMC		1			1

COVID-19: testing by laboratory

Data through May 1, 2021 verified as of May 2, 2021 at 09:25 AM

Data in this report are provisional and subject to change.

The numbers in the table below represent the number of Florida and non-Florida residents for whom test results were received by the Department of Health. A person can be tested by more than one laboratory and can have both positive and negative results. **Therefore, the sum of the numbers in each column will be larger than the total number of people tested.**

Reporting lab	Inconclusive	Negative	Positive	Percent positive	Total
SONORAN DESERT PATHOLOGY			1	100%	1
OMNICARE PHARMACY OF TEXAS 1, LP		1			1
VITAL CARE			1	100%	1
Whispering Pines Nursing & Rehabilitation Center		1			1
Carington Park			1	100%	1
BROOKDALE FORT WALTON BEACH			1	100%	1
WESTCHESTER MEDICAL CENTER ADVANCED		1			1
SAINT JOSEPH'S HOSPITAL AND MEDICAL CENTER		1			1
ST JOHN HOSPITAL & MEDICAL CENTER MICRO			1	100%	1
CVS TN6394POCT BRENTWOOD		1			1
LAKEWOOD RANCH URGENT CARE PA			1	100%	1
SELECT SPECIALTY HOSPITAL - ORLANDO SOUTH			1	100%	1
SANTA CLARA VALLEY MEDICAL CENTER			1	100%	1
KEY BISCAVNE PEDIATRIC ASSOCIATES INC			1	100%	1
HERITAGE HEALTHCARE CENTER AT TALLAHASSEE			1	100%	1
Seal Rock Healthcare		1			1
NORTH BREVARD CHILDRENS MEDICAL CENTER			1	100%	1
MEDEXPRESS-DOVER		1			1
HALE KUPUNA HERITAGE HOME		1			1
SUNSHINE FAMILY & WELLNESS CENTER			1	100%	1
SEVEN HILLS HEALTHCARE GROUP LLC DBA		1			1
WALGREENS # 12338		1			1
BREVARD COUNTY JAIL			1	100%	1
PHYSICIANS PRIMARY CARE LEHIGH PEDS			1	100%	1
EXCEPTIONAL EMERGENCY CENTER			1	100%	1
Kroger 618 - The Little Clinic Trail Creek Village		1			1
ULTIMATE ANALYSIS LABORATORY			1	100%	1
PROGRESSIVE MEDICAL LAB LLC			1	100%	1
CARRINGTON, LLC D/B/A THE CARRINGTON		1			1
MEMORIAL SATILLA HEALTH			1	100%	1
UNIVERSITY OF FLORIDA			1	100%	1
SMYTH COUNTY COMMUNITY HOSPITAL LABORATORY			1	100%	1
ALTAMONTE SPRINGS WALK IN MED CENTER			1	100%	1
CVS AZ3264POCT PHOENIX			1	100%	1
ASHLEY PEDIATRICS DAY & NIGHT CLINIC			1	100%	1
JOHN PETER SMITH HOSPITAL- OB TRIAGE			1	100%	1
CASA DE ORO CARE AND REHABILITATION CE		1			1
APPLECARE URGENT CARE KINGSLAND			1	100%	1
Walgreens #11854			1	100%	1
HEARTLAND NURSING & REHABILITATION		1			1
ORMOND PEDIATRICS PA			1	100%	1
Kroger 569 - The Little Clinic Gallatin		1			1
CLEVELAND CLINIC FLORIDA WAIVED			1	100%	1
NEW YORK STATE DEPTARTMENT OF HEALTH			1	100%	1
HENRICO DOCTORS HOSPITAL LABORATORY			1	100%	1
MED FIRST URGENT CARE CENTERS INC			1	100%	1
FIT4LIFE MEDICAL CENTER			1	100%	1

COVID-19: testing by laboratory

Data through May 1, 2021 verified as of May 2, 2021 at 09:25 AM

Data in this report are provisional and subject to change.

The numbers in the table below represent the number of Florida and non-Florida residents for whom test results were received by the Department of Health. A person can be tested by more than one laboratory and can have both positive and negative results. **Therefore, the sum of the numbers in each column will be larger than the total number of people tested.**

Reporting lab	Inconclusive	Negative	Positive	Percent positive	Total
JOHN H. STROGER, JR. HOSPITAL OF COOK COUNTY			1	100%	1
CHILDRENS AT NORTH POINT URGENT CARE L		1			1
Altenheim Senior Living		1			1
MIAMI JEWISH DIALYSIS			1	100%	1
WESTMINSTER COLLEGE		1			1
DAYTONA BEACH CENTRA CARE			1	100%	1
WELLNOW URGENT CARE-OSWEGO			1	100%	1
SPORTS MEDICINE CLINIC - U OF WYOMING			1	100%	1
Life Care Center of Paradise Valley		1			1
PALMS WEST SURGICENTER		1			1
MEDICAL UNIVERSITY OF SOUTH CAROLINA			1	100%	1
Heartland of Perrysburg		1			1
STONECREST MEDICAL CENTER		1			1
Walgreens #10988		1			1
Acts Manor House		1			1
ROSLYN INTERNAL MEDICINE		1			1
Bay View Nursing and Rehabilitation Center			1	100%	1
COOSA VALLEY HEALTHCARE CENTER LLC		1			1
REGIONAL MEDICAL LABORATORY			1	100%	1
HEALTHPARTNERS HUDSON CLINIC			1	100%	1
LAB TEST KENDALL LLC		1			1
AristaCare at Meadow Springs		1			1
THE NEW JEWISH HOME		1			1
CRESTHAVEN			1	100%	1
SANFORD LABORATORIES WATERTOWN			1	100%	1
MAGGY PHARMACY INC		1			1
PARK AVENUE MEDICAL PROFESSIONALS		1			1
BROOKSHIRE, THE			1	100%	1
MEDEXPRESS URGENT CARE-BRENTWOOD		1			1
CENTRAL FLORIDA MEDICAL CARE			1	100%	1
PATIENT FIRST - NEWTOWN ROAD			1	100%	1
LEE MEMORIAL HEALTH SYSTEMS HOME HEALTH		1			1
SOUTH FLORIDA URGENT CARE CENTERS, LLC			1	100%	1
CARE ADVANTAGE			1	100%	1
SPACE COAST COMMUNITY PHARMACY			1	100%	1
MEDICAL ASSOCIATES OF CARTER		1			1
Heritage of Red Cloud		1			1
WARREN GENERAL HOSPITAL			1	100%	1
Lenbrook		1			1
INTERNAL MEDICINE GROUP OF CENTRAL FLORIDA			1	100%	1
441 URGENT CARE CENTER - BROWNWOOD			1	100%	1
KIDS HEALTH ALLIANCE PA			1	100%	1
ST CATHERINE HOSPITAL LABORATORY			1	100%	1
PROGRESSIVE URGENT CARE, PC			1	100%	1
LIFE CARE CENTER OF CLEVELAND		1			1
TEXAS HEALTH HARRIS METHODIST HOSPITAL			1	100%	1
NF Escambia, LLC DBA Olive BranchHealth and Rehabilitaion Center			1	100%	1

COVID-19: testing by laboratory

Data through May 1, 2021 verified as of May 2, 2021 at 09:25 AM

Data in this report are provisional and subject to change.

The numbers in the table below represent the number of Florida and non-Florida residents for whom test results were received by the Department of Health. A person can be tested by more than one laboratory and can have both positive and negative results. **Therefore, the sum of the numbers in each column will be larger than the total number of people tested.**

Reporting lab	Inconclusive	Negative	Positive	Percent positive	Total
MID FLORIDA DERMATOLOGY ASSOCIATES PA			1	100%	1
MEA PRIMARY CARE PLUS BYRAM			1	100%	1
CAROLINAS PHYSICIAN NETWORK			1	100%	1
CUSTOM SCRIPTS PHARMACY		1			1
ARISTACARE AT MANCHESTER		1			1
MAYO MEDICAL LABORATORIES			1	100%	1
Kroger 086 - The Little Clinic Broomfield-Sheridan		1			1
NEMOURS CHILDREN'S			1	100%	1
IMMY LABS			1	100%	1
White Oak Manor - Rock Hill		1			1
GALVESTON COUNTY HEALTH DISTRICT			1	100%	1
Medilodge of Kalamazoo		1			1
PATHOLOGY ASSOCIATES			1	100%	1
SOPHIA MEDICAL ASSOCIATES, PC			1	100%	1
Smg At Bridgewater Family Medicine		1			1
Kroger - KRO01100688			1	100%	1
RIVERSIDE MEDICAL CENTER		1			1
VA Healthcare Center- Newburg		1			1
OKLAHOMA BLOOD INSTITUTE			1	100%	1
FLAGLER PROFESSIONAL HEALTH CARE SERVICES INC		1			1
APPLECARE URGENT CARE			1	100%	1
Signature HealthCare of Bowling Green		1			1
FOUNDATION LABORATORY			1	100%	1
AMBULATORY CARE CLINIC, LLC			1	100%	1
PEDIATRIC PARTNERS ZEPHYRHILLS			1	100%	1
STEWART FLORIDA ALF, INC			1	100%	1
ELATION HEALTH		1			1
CMC MERCY LABORATORY			1	100%	1
LANGLADE			1	100%	1
SUPERKIDS PEDIATRICS			1	100%	1
MARTIN MEM FAMILY CARE AT ST LUCIE W			1	100%	1
SUN LABORATORY SERVICES,INC			1	100%	1
ROBERT TAYLOR COMMUNITY COMPLEX			1	100%	1
NHC HealthCare St. Charles		1			1
GWINNETT MEDICAL CENTER			1	100%	1
Brookdale Richmond Place		1			1
MOREHOUSE COLLEGE STUDENT HEALTH CENTE		1			1
FAMILY MEDICINE AT KISSIMMEE		1			1
Niles Nursing and Rehab. Center		1			1
INTERIM HEALTHCARE			1	100%	1
CHESAPEAKE REGIONAL MEDICAL CENTER			1	100%	1
APPLECARE BRUNSWICK			1	100%	1
Encompass Health Rehab Hosp Alexandria		1			1
ERIE COUNTY EMERGENCY SERVICES DIV OF		1			1
EMERGENCE MEDICINE			1	100%	1
HCL LABORATORIES			1	100%	1
ST JOHN'S HOME CARE			1	100%	1

COVID-19: testing by laboratory

Data through May 1, 2021 verified as of May 2, 2021 at 09:25 AM

Data in this report are provisional and subject to change.

The numbers in the table below represent the number of Florida and non-Florida residents for whom test results were received by the Department of Health. A person can be tested by more than one laboratory and can have both positive and negative results. **Therefore, the sum of the numbers in each column will be larger than the total number of people tested.**

Reporting lab	Inconclusive	Negative	Positive	Percent positive	Total
INNOVATIVE HEALTH DIAGNOSTIC OF CALIFORNIA			1	100%	1
CLEVELAND CLINIC FLORIDA LAB			1	100%	1
RIVERTON CBOC			1	100%	1
HIGH DESERT COURT GROUP HOME			1	100%	1
CLINIC OF PLANT CITY, THE		1			1
park avenue extended care		1			1
Waters of Covington		1			1
LABORATORIO BUENA SALUD			1	100%	1
WALGREENS #5130			1	100%	1
MARTIN MEMORIAL MEDICENTER			1	100%	1
BRIGHAM YOUNG UNIV STUDENT HEALTH CTR			1	100%	1
Washington County Nursing H0me			1	100%	1
TANNER MEDICAL CENTER VILLA RICA		1			1
CELEBRATION HOSPITAL			1	100%	1
FLORIDA HEALTH CARE MEDICAL GROUP		1			1
HEARTLAND OF ZEPHYRHILLS FL, LLC□			1	100%	1
HONEY BROOK MED INVESTORS LTD/DBA		1			1
ST JOSEPHS CHILDRENS HOSPITAL PEDI TRANSPORT			1	100%	1
ORLANDO PHYSICIAN NETWORK		1			1
MACKINAC STRAITS LONG TERM CARE UNIT		1			1
DESTIN SURGERY CENTER LTD		1			1
LabCorp L#09258295 M#09258285			1	100%	1
WALGREENS # 11165		1			1
PINECREST MANOR		1			1
WINTER PARK MEMORIAL HOSPITAL LABORATORY		1			1
GOSHEN HOSPITAL			1	100%	1
Williamstown Commons			1	100%	1
MONMOUTH MEDICALC ENTER		1			1
SANITAS RESEARCH LLC			1	100%	1
DOCTORS HOSPITAL OF LAREDO			1	100%	1
HALEYVILLE HEALTH CARE CENTER		1			1
TEVAPHARM			1	100%	1
COMMUNITY MEDICAL CENTER-ORANGE CITY		1			1
FAITH FAMILY PRACTICE			1	100%	1
PACIFICA CARE PLLC			1	100%	1
GRANITE FALLS LTC, LLC		1			1
TFH HOME HEALTH INC			1	100%	1
PANCARE HEALTH - BRUCE			1	100%	1
CENTRAL TX MEDICAL CENTER - LAB			1	100%	1
RAMBAM URGENT CARE			1	100%	1
TANGLEWOOD MANOR		1			1
Premier Estates of Dublin, LLC		1			1
HORIZON MEDICAL CENTER			1	100%	1
CFCH - FROSTPROOF			1	100%	1
REGIONAL MEDICAL CENTER			1	100%	1
ADVANCED BIOMEDICAL INC			1	100%	1
CYPRESS CREEK OUTPATIENT SURGICAL CTR, LLC			1	100%	1

COVID-19: testing by laboratory

Data through May 1, 2021 verified as of May 2, 2021 at 09:25 AM

Data in this report are provisional and subject to change.

The numbers in the table below represent the number of Florida and non-Florida residents for whom test results were received by the Department of Health. A person can be tested by more than one laboratory and can have both positive and negative results. **Therefore, the sum of the numbers in each column will be larger than the total number of people tested.**

Reporting lab	Inconclusive	Negative	Positive	Percent positive	Total
Dupage Care Center			1	100%	1
ADVANCED CARDIOVASCULAR DIAGNOSTICS OF FL			1	100%	1
Bridgeway Care and Rehabilitation Center		1			1
Towne Manor East		1			1
Brynwood Health & Rehabilitation Center			1	100%	1
D'YOUVILLE SCHOOL OF PHARMACY		1			1
MYLAN-SOUTH POINT PA		1			1
Lakeview Care Center			1	100%	1
FLORHAM PARK ENDOSCOPY CENTER		1			1
EAGLE COUNTY HEALTH AND HUMAN SERVICES			1	100%	1
EXPRESS CARE OF OCALA			1	100%	1
HEALTH FIRST HOME CARE		1			1
MINUTE CLINIC DIAGNOSTICS OF IN, LLC #6252		1			1
LIBERTY COMMONS NURSING AND REHABILITA		1			1
IDAHO HEALTH DEPARTMENT			1	100%	1
COASTAL PEDIATRICS LLC			1	100%	1
CONVENIENT URGENT CARE			1	100%	1
JOHN MANCHIN SR HEALTH CARE CENTER		1			1
NEMOURS CHILDREN'S PRIMARY CARE			1	100%	1
SEGAL INSTITUTE FOR CLINICAL RESEARCH INC			1	100%	1
Kroger 682 - The Little Clinic Combs and Gantzel		1			1
EILEEN TURBESSI MD PA		1			1
Kroger 907 - The Little Clinic Holland		1			1
BRIAN C GRINER MD LLC			1	100%	1
WY RETIREMENT CENTER		1			1
HEALTH CARPENTER PLLC		1			1
Walgreens #19992		1			1
BAPTIST HEALTH PRIMARY CARE AT CUTLER BAY			1	100%	1
CARSON NURSING AND REHABILITATION CENTER		1			1
ENZO LABS INC			1	100%	1
CVS CA8872POCT ALISO VIEJO		1			1
ALBUQUERQUE INDIAN HEALTH CENTER		1			1
EAST END PEDIATRICS		1			1
HANCOCK REGIONAL HOSPITAL		1			1
Encompass Health Rehab Hosp Salisbury		1			1
GOLDING-GRANADO MEDICAL ASSOCIATES		1			1
LINK PHARMACY LLC		1			1
FLORIDA HOSPITAL TRANSPLANT CENTER		1			1
Oakview Manor Health and Rehab		1			1
PHYSICIANS IMMEDIATE CARE			1	100%	1
MID-FLORIDA PATHOLOGY LLC		1			1
ORCHARD PARK HEALTH CARE AND REHABILITATION CENTER		1			1
Canandaigua VAMC		1			1
WALGREENS #05432		1			1
ARLINGTON ADULT RESIDENTIAL FACILITY, INC			1	100%	1
ALLEGHENY COUNTY HEALTH DEPARTMENT - PUBLIC HEALTH LABORATORY			1	100%	1
PUBLIX PHARMACY #1122		1			1

COVID-19: testing by laboratory

Data through May 1, 2021 verified as of May 2, 2021 at 09:25 AM

Data in this report are provisional and subject to change.

The numbers in the table below represent the number of Florida and non-Florida residents for whom test results were received by the Department of Health. A person can be tested by more than one laboratory and can have both positive and negative results. **Therefore, the sum of the numbers in each column will be larger than the total number of people tested.**

Reporting lab	Inconclusive	Negative	Positive	Percent positive	Total
HEALTH CHOICES, PLLC		1			1
SPECIALTY MOLECULAR - DENVER			1	100%	1
WATERTOWN URGENT CARE		1			1
ATHENA PLASTIC SURGERY		1			1
ACCESS TOTAL CARE			1	100%	1
PSL JAX BEACH OPERATIONS LLC			1	100%	1
ADVANCE HEALTH AND WELLNESS SOLUTIONS			1	100%	1
ST LUKE LUTHERAN HOME		1			1
WORKCARE, INC GLOBALFOUNDRIES			1	100%	1
BUFFALO VAMC			1	100%	1
MT VIEW			1	100%	1
MEDCARE-GARNERS FERRY			1	100%	1
BLACKBERRY CENTER, THE		1			1
CLEVELAND CLINIC OHIO LABORATORIES			1	100%	1
SAN JOSE CLINIC		1			1
INFANTS & CHILDREN PA			1	100%	1
PROVIDENCE ST. PATRICK HOSPITAL			1	100%	1
BROOKDALE WEST PALM BEACH			1	100%	1
SUMMERLIN MEDICAL CENTRE			1	100%	1
MARION GENERAL HOSPITAL			1	100%	1
Crowne Health Care of Eufaula		1			1
ELEMENTS PHARMACY			1	100%	1
LIFECARE MEDICAL CENTER			1	100%	1
MINUTE CLINIC DIAGNOSTIC MED GRP OF CA		1			1
HATLEY HEALTH CARE, INC		1			1
CONNECTICUT PEDIATRICS @ CHC		1			1
EMPATH HOME HEALTH LLC			1	100%	1
SMA BEHAVIORAL HEALTH SERVICES INC		1			1
Walgreens #3049		1			1
SARHA DOCTORS CENTER			1	100%	1
CLINICAL PATHOLOGY LABORATORIES SOUTHEAST INC			1	100%	1
HEALTH NETWORK LAB			1	100%	1
SUPREME MEDICAL GROUP PLLC			1	100%	1
INTERIM HEALTHCARE OF PALM COAST			1	100%	1
ORMOND BEACH DIALYSIS			1	100%	1
VA North May Outpatient Clinic		1			1
SUTTER HEALTH SACRAMENTO SIERRA REGION			1	100%	1
ABRAKIDABRA KIDS CLINIC			1	100%	1
ELLCOTT CENTER FOR REHABILITATION AND		1			1
PROGENESIS INC			1	100%	1
BAYSHORE DIALYSIS			1	100%	1
FLORIDA ADVANCED MEDICAL AND DERM AESTHETICS LLC			1	100%	1
Ravenwood Speciality Care		1			1
NIHCC			1	100%	1
Waycross VA CBOC		1			1
BRIDGES AT LIFE CARE CENTER OF OCALA, THE			1	100%	1
WELLINGTON WEST 100176			1	100%	1

COVID-19: testing by laboratory

Data through May 1, 2021 verified as of May 2, 2021 at 09:25 AM

Data in this report are provisional and subject to change.

The numbers in the table below represent the number of Florida and non-Florida residents for whom test results were received by the Department of Health. A person can be tested by more than one laboratory and can have both positive and negative results. **Therefore, the sum of the numbers in each column will be larger than the total number of people tested.**

Reporting lab	Inconclusive	Negative	Positive	Percent positive	Total
SUN CITY DIAGNOSTIC CENTER			1	100%	1
Robinson Terrace Rehabilitation and Nursing Center		1			1
Encompass Health Rehab Hosp Tinton Falls		1			1
QUINCY DIALYSIS			1	100%	1
ENT & ALLERGY ASSOCIATES, LLP - SLEEPY HOLLOW (ABBOTT)		1			1
SARASOTA MEMORIAL HOSPITAL		1			1
BAPTIST HEALTH FLOYD			1	100%	1
BROOKSVILLE REGIONAL HOSPITAL			1	100%	1
MEMORIAL HEALTH UNIVERSITY MEDICAL		1			1
THE TOLEDO HOSPITAL			1	100%	1
CAREWELL URGENT CARE FITCHBURG			1	100%	1
PALM BEACH COUNTY HEALTH DEPT.			1	100%	1
Northwest Metro VA OPC		1			1
CVS OH3481POCT MARYSVILLE		1			1
TENNOVA ER - SANGO			1	100%	1
Kroger - KR003400316			1	100%	1
WEST BOYNTON DIALYSIS			1	100%	1
EH FARGO HOSPITAL LABORATORY			1	100%	1
SPECTRUM LABORATORY			1	100%	1
CLIFTON SPRINGS		1			1
Monument Health Strugis Care Center		1			1
SHAW MEDICAL GROUP LLC			1	100%	1
Sage Bluff Health & Rehabilitation Center		1			1
LITTLE COMPANY OF MARY HOSPITAL			1	100%	1
MEDEXPRESS URGENT CARE - CABOT			1	100%	1
FLAGLER COUNTY BOARD OF COUNTY COMMISSIONERS			1	100%	1
EXACCARE KINGSTON, LLC			1	100%	1
Kroger 588 - The Little Clinic Thompsons Station		1			1
UNIVERSITY OF MIAMI - LENNAR CENTER			1	100%	1
Diversicare of Ripley		1			1
PCG MOLECULAR			1	100%	1
SAN ANTONIO DERMATOLOGY AND MEDICAL SPA			1	100%	1
PRACTITIONERS IN MOTION			1	100%	1
Victoria Manor		1			1
HUNTSVILLE HOSPITAL			1	100%	1
CORPORATION OF AMERICA		1			1
THE HEART HOSPITAL BAYLOR PLANO			1	100%	1
DSL TENANT II LLC			1	100%	1
Erwin Health Care Center		1			1
ANDERSON NURSING CENTER			1	100%	1
DERMDX, DIV OF AURORA DIAGNOSTICS/BERNHARDT LAB		1			1
Traymore Nursing Center		1			1
FAMILY MEDICAL CENTER OF HOLLYWOOD PA			1	100%	1
SUMMERFIELD PAIN MANAGEMENT			1	100%	1
LAKE COMMUNITY ACTION AGENCY		1			1
Cerenity Senior Care-White Bear Lake		1			1
DEVITA		1			1

COVID-19: testing by laboratory

Data through May 1, 2021 verified as of May 2, 2021 at 09:25 AM

Data in this report are provisional and subject to change.

The numbers in the table below represent the number of Florida and non-Florida residents for whom test results were received by the Department of Health. A person can be tested by more than one laboratory and can have both positive and negative results. **Therefore, the sum of the numbers in each column will be larger than the total number of people tested.**

Reporting lab	Inconclusive	Negative	Positive	Percent positive	Total
VA OPTOMETRY CLINIC			1	100%	1
LIFESTREAM BEHAVIORAL CENTER INC			1	100%	1
ST MICHAEL'S ELITE MEDICAL HOSPITAL			1	100%	1
SYNAPSE ANALYTICAL LABS		1			1
ALL PRO ORTHOPEDICS & SPORTS MEDICINE, PA			1	100%	1
CAN COMMUNITY HEALTH LLC		1			1
IVAN, MAYA			1	100%	1
HENRICO DOCTOR'S LABORATORY			1	100%	1
ATHENS MEDICAL CENTER			1	100%	1
VIRTUA HEALTH AND REHABILITATION		1			1
PREMIUM HOME HEALTH CARE INC			1	100%	1
HEALTHCARE AND REHAB OF SANFORD			1	100%	1
Kroger 683 - The Little Clinic Foothills Plaza		1			1
HOLMES FAMILY PRACTICE PA			1	100%	1
HOLLAND COMMUNITY HOSPITAL		1			1
QUALITY LAB			1	100%	1
ADVANCED MEDICAL LABORATORIES (AML)			1	100%	1
HIGHLAND LABORATORY			1	100%	1
MEDEXPRESS URGENT CARE-HAVERHILL		1			1
ABRAZO WEST CAMPUS			1	100%	1
ATLANTA PLUS URGENT CARE, LLC			1	100%	1
Community Care Center of Heritage House, LLC			1	100%	1
POUDRE VALLEY HOSPITAL			1	100%	1
BEAUMONT REFERENCE LABORATORY			1	100%	1
CONCENTRA - OCALA		1			1
KENT		1			1
CONTINENTAL HOME HEALTH CARE INC			1	100%	1
ATHENS LIMESTONE HOSPITAL		1			1
SUNCOAST PRIMARY CARE LLC			1	100%	1
Bethel Lutheran Nursing & Rehabilitation Center		1			1
PHYSICIANS IMMEDIATE CARE CHICAGO			1	100%	1
JUP Serology SubSection			1	100%	1
STEPHEN G NELSON MD PA			1	100%	1
LIBERTY URGENT CARE			1	100%	1
Memorial Health Care Center			1	100%	1
Kroger 397 - The Little Clinic Frankfort East		1			1
SPECTRUM LUDINGTON			1	100%	1
CARROLL UNIVERSITY STUDENT HEALTH CENTER		1			1
HOSPITAL METROPOLITANO SAN GERMAN			1	100%	1
BMRHC HARRISON		1			1
ENT AND ALLERGY ASSOCIATES, LLP		1			1
MEDHEALTH CLINICAL INC			1	100%	1
MISSISSIPPI VALLEY REGIONAL BLOOD CENTER			1	100%	1
EMERY MEDICAL CENTER			1	100%	1
MERRILL GARDENS AT CHAMPIONSGATE			1	100%	1
PLANT CITY FIRE RESCUE		1			1
CHILTON URGENT CARE			1	100%	1

COVID-19: testing by laboratory

Data through May 1, 2021 verified as of May 2, 2021 at 09:25 AM

Data in this report are provisional and subject to change.

The numbers in the table below represent the number of Florida and non-Florida residents for whom test results were received by the Department of Health. A person can be tested by more than one laboratory and can have both positive and negative results. **Therefore, the sum of the numbers in each column will be larger than the total number of people tested.**

Reporting lab	Inconclusive	Negative	Positive	Percent positive	Total
GATEWAY COMMUNITY SERVICES INC			1	100%	1
Hinesville VA Clinic		1			1
FAYETTE MEDICAL CENTER LAB		1			1
HOSPITALS OF PROVIDENCE TRANSMOUNTAIN CAMPUS, THE			1	100%	1
Casa Real Center		1			1
Chateau Living Center			1	100%	1
QUALITY CLINICAL LAB LLC			1	100%	1
Ashland Place Health and Rehabilitation, LLC		1			1
SPRINGFIELD HOSPITAL			1	100%	1
HSRE-ASL CASSELBERRY TRS, LLC			1	100%	1
TRANSCEND PERFORMANCE AND LIFESTYLE INSTITUTE			1	100%	1
FAMILY HEALTHCARE SERVICES			1	100%	1
OCALA REGIONAL DIALYSIS- NORTH			1	100%	1
WILMINGTON NURSING AND REHAB			1	100%	1
CHATSWORTH ASSISTED LIVING COMMUNITY AT PGA NATIONAL			1	100%	1
PULMONARY, CRITICAL CARE AND SLEEP DISORDERS INSTITUTE OF SOUTH FLORID			1	100%	1
ST MARYS HEALTH CARE SYSTEM		1			1
Rehab Select of Talladega		1			1
MORSELIFE HOME CARE INC			1	100%	1
WESTOX LABS		1			1
CVS NY2297002CV NEW YORK			1	100%	1
MORGAN MEDICAL CENTER		1			1
WELLINGTON PHYSICIANS URGENT CARE AT PALOMINO			1	100%	1
TITUS REGIONAL MEDICAL CENTER			1	100%	1
MEDEXPRESS URGENT CARE - JACKSON		1			1
ADVANCE CARDIOVASCULAR IMAGING, INC			1	100%	1
LIMA MEMORIAL HOSPITAL			1	100%	1
Manassas Health & Rehab			1	100%	1
CHI ST. LUKE'S HEALTH BCM MEDICAL CENTER			1	100%	1
BRETON REHABILITATION & LIVING CENTRE		1			1
REFERENCE LABORATORY			1	100%	1
RADIANCE HEALTH RX		1			1
VERMONT DEPT OF HEALTH LABORATORY			1	100%	1
EVENTIDE LUTHERAN HOME		1			1
PARK AVENUE PEDIATRICS PC		1			1
BL DIAGNOSTICS LLC			1	100%	1
VIRGINIA CVS PHARMACY, LLC DBA CVS/PHARMACY #1884		1			1
WESLEY LONG HOSPITAL			1	100%	1
NORTHSIDE FAMILY MEDICINE		1			1
Kroger 433 - The Little Clinic Atoka		1			1
MOUNT SINAI MEDICAL CENTER OF FLORIDA INC			1	100%	1
Signature Healthcare of Georgetown		1			1
PRIMARY CARE SERVICES AT WESTMINSTER V		1			1
FOUR FREEDOMS DIALYSIS			1	100%	1
UNIVERSITY OF MARYLAND PATHOLOGY ASSOCIATES			1	100%	1
CENTRAL CAROLINA HOSPITAL			1	100%	1
FLORIDA FAMILY LABORATORY		1			1

COVID-19: testing by laboratory

Data through May 1, 2021 verified as of May 2, 2021 at 09:25 AM

Data in this report are provisional and subject to change.

The numbers in the table below represent the number of Florida and non-Florida residents for whom test results were received by the Department of Health. A person can be tested by more than one laboratory and can have both positive and negative results. **Therefore, the sum of the numbers in each column will be larger than the total number of people tested.**

Reporting lab	Inconclusive	Negative	Positive	Percent positive	Total
JUPITER MEDICAL CENTER INC			1	100%	1
FLORIDA HOSPITAL LAB			1	100%	1
VA NCHCS - Mather Division		1			1
WELLMED AT BAY AREA		1			1
CAMAI COMMUNITY HEALTH CENTER, INC			1	100%	1
Chestnut Ridge Nursing & Rehab		1			1
RENOWN REGIONAL MEDICAL CENTER			1	100%	1
Newton Wellesley Center for Alzheimer's Care		1			1
MEDEXPRESS NORTHSIDE			1	100%	1
Caldwell Care		1			1
Mayfair Village Nursing Care Center		1			1
Aristacare at Cedar Oaks		1			1
BOULDER COMMUNITY HOSPITAL			1	100%	1
CARESOUTH HHA HOLDINGS OF THE TREASURE COAST LLC			1	100%	1
PATIENT FIRST - FAIRFAX			1	100%	1
ANDREWS INSTITUTE AMBULATORY SURGERY CENTER		1			1
HARDEE COUNTY FIRE RESCUE		1			1
Walgreens #5914		1			1
MEDCOR, INC			1	100%	1
LANTANA HC LAB			1	100%	1
FIU HEALTH CARE CENTER			1	100%	1
SHAMRA MEDICAL LABORATORY			1	100%	1
SKY RIDGE MEDICAL CENTER - MICRO			1	100%	1
PIEDMONT NEWTON HOSPITAL		1			1
SHRIVERS PHARMACY AND WELLNESS CENTER			1	100%	1
ALVERNIA UNIVERSITY HEALTH AND WELLNESS CENTER		1			1
JMJ FAMILY PRACTICE			1	100%	1
MARYLAND DEPARTMENT OF HEALTH AND MENTAL HYGIENE-LABORATORIES			1	100%	1
TITAN GENOMICS, LLC			1	100%	1
Dugan Memorial Home		1			1
GPI MEDICAL CENTER, INC			1	100%	1
Kingston of Ashland		1			1
EMORY DECATUR HOSPITAL - EMORY MEDICAL		1			1
WALGREENS #10308		1			1
METRO HEALTH HOSPITAL LABORATORY		1			1
WELLCARE URGENT CARE			1	100%	1
LOURDES-NOREEN MCKEEN RESIDENCE□			1	100%	1
BAPTIST MEDICAL PLAZA AT MIAMI LAKES DIAGNOSTICS			1	100%	1
CAH ACQUISITION COMPANY 11 LLC			1	100%	1
NORTHEAST REGIONAL MEDICAL CENTER			1	100%	1
RYE BEACH PHARMACY INC		1			1
Iosco County Medical Care Facility		1			1
WALKIN MEDICAL URGENT CARE,NEW CITY			1	100%	1
ADVENTHEALTH DURAND			1	100%	1
Advanced Health Care of St. George		1			1
WALGREENS #12624		1			1
Alaska Domiciliary Care for Homeless Veterans		1			1

COVID-19: testing by laboratory

Data through May 1, 2021 verified as of May 2, 2021 at 09:25 AM

Data in this report are provisional and subject to change.

The numbers in the table below represent the number of Florida and non-Florida residents for whom test results were received by the Department of Health. A person can be tested by more than one laboratory and can have both positive and negative results. **Therefore, the sum of the numbers in each column will be larger than the total number of people tested.**

Reporting lab	Inconclusive	Negative	Positive	Percent positive	Total
MEDEX CLINIC LLC			1	100%	1
COVE AT THE MARBELLA,THE			1	100%	1
SACRED HEART MEDICAL CENTER			1	100%	1
GULF COUNTY HEALTH DEPARTMENT			1	100%	1
PATIENT FIRST - SICKLERVILLE		1			1
BERKSHIRE MEDICAL CENTER			1	100%	1
ST MARY'S OF SAGINAW		1			1
Salem Hills Rehabilitation and Nursing Center		1			1
2504-HOMEWOOD		1			1
WESTCOAST FAMILY PRACTICE		1			1
NEW HORIZON PRIMARY CARE LLC			1	100%	1
NEMOUR'S CHILDREN'S CLINIC			1	100%	1
Erie VAMC		1			1
GATEWAY FAMILY HEALTH CLINIC			1	100%	1
STUDENT HEALTH CENTER			1	100%	1
Kroger 894 - The Little Clinic NEC		1			1
BAPTIST EMERGENCY HOSPITAL - KELLY			1	100%	1
CAROLINA BAY HEALTHCARE CTR OF WILMING		1			1
ATRIA TAMARAC			1	100%	1
PEDIATRIC ASSOC OF JACKSONVILLE PA			1	100%	1
ELKTON TRANSITIONAL CARE CENTER		1			1
BANNER UNIVERSITY MEDICAL CENTER			1	100%	1
TEXAS HEALTH ARLINGTON MEMORIAL		1			1
ACUTE AND COMMUNICABLE DISEASE PREVENTION			1	100%	1
NORTHEAST GEORGIA HEALTH SYSTEM			1	100%	1
PEDRO MENENDEZ HEALTH CENTER AT ST JOHNS			1	100%	1
OMAHA VA MEDICAL CENTER			1	100%	1
CVS OH3306POCT AKRON		1			1
The Evangelical Lutheran Good Samaritan Society Prescott Village		1			1
FAST AID URGENT CARE			1	100%	1
ST. MICHAEL'S ELITE HOSPITAL			1	100%	1
PERRY COUNTY NURSING HOME		1			1
SOUTHEAST MISSOURI HOSPITAL		1			1
CULVER CITY URGENT CARE			1	100%	1
FALKVILLE HEALTHCARE		1			1
CARING PROFESSIONAL HEALTH CARE LLC		1			1
Coos County Nursing Home		1			1
BSA PHYSICIANS GROUP, INC D/B/A BSA FAMILY MEDICAL			1	100%	1
TEXAS HEALTH ARLINGTON MEMORIAL HOSPITAL			1	100%	1
Kingston Care Center of Fort Wayne		1			1
MADISON REHABILITATION HOSPITAL		1			1
NEXT LEVEL URGENT CARE (WOODLANDS)			1	100%	1
Kroger 970 - The Little Clinic Westfield			1	100%	1
ENCOMPASS HEALTH REHABILITATION HOSPITAL OF UTAH		1			1
ROCKLEDGE HEALTH & REHABILITATION CENTER			1	100%	1
ORMOND MEDICAL ARTS FAMILY PRACTICE PL			1	100%	1
WYOMING COUNTY DEPARTMENT OF HEALTH		1			1

COVID-19: testing by laboratory

Data through May 1, 2021 verified as of May 2, 2021 at 09:25 AM

Data in this report are provisional and subject to change.

The numbers in the table below represent the number of Florida and non-Florida residents for whom test results were received by the Department of Health. A person can be tested by more than one laboratory and can have both positive and negative results. **Therefore, the sum of the numbers in each column will be larger than the total number of people tested.**

Reporting lab	Inconclusive	Negative	Positive	Percent positive	Total
St. Anthonys Nursing and Rehab			1	100%	1
TREASURE COAST MEDICAL CONCIERGE LLC			1	100%	1
Village Crest Center for Health & Rehabilitation		1			1
SOMA MEDICAL CENTER PA #2 OAKLAND			1	100%	1
STAYING HEALTHY MEDICAL SERVICES			1	100%	1
CVS KS8573POCT OVERLAND PARK		1			1
OCEANVIEW NURSING AND REHABILITAION CENTER			1	100%	1
Heritage Health of Peru			1	100%	1
TIMPANOGOS REGIONAL HOSPITAL			1	100%	1
OMC PRIMARY CARE - HOSPITAL CAMPUS			1	100%	1
PUBLIX PHARMACY #1114			1	100%	1
Greenhaven Health and Rehabilitation		1			1
EMERSON HOSPITAL LABORATORY			1	100%	1
PALM BEACH COUNTY SHERIFF OFFICE			1	100%	1
ROSEN MEDICAL CENTER AT ROSEN COLLEGE CAMPUS			1	100%	1
HIBISCUS COURT			1	100%	1
MEDEXPRESS URGENT CARE - HAMILTON SQUA		1			1
WINTER HAVEN DIALYSIS		1			1
ARBOR DIAGNOSTICS, INC		1			1
CARESPOT - LEE VISTA			1	100%	1
MOUNT SINAI HOSPITAL OF QUEENS			1	100%	1
UF HEALTH EMERGENCY CENTER LABORATORY		1			1
Brown Memorial Home		1			1
CLINICAL CARE, INC			1	100%	1
HOSPICE OF MARION COUNTY INC			1	100%	1
VELOCITY URGENT CARE - REDMILL			1	100%	1
ADVENTHEALTH MEDICAL GROUP SENIOR HEALTH AT			1	100%	1
MERCYONE DES MOINES MEDICAL CENTER			1	100%	1
Wrightsville Manor Health and Rehab		1			1
BAYCARE OUTREACH LAB AT NEW TAMPA			1	100%	1
The Pines at Poughkeepsie Center for Nursing and Rehabilitation		1			1
STANDIFER PLACE		1			1
APACHE HEALTH CENTER			1	100%	1
OCALA RKC EAST HEMO #1			1	100%	1
UNIVERSITY OF WASHINGTON DEPT OF LAB MEDICINE			1	100%	1
HILLSBORO MEDICAL CENTER MAIN LABORATO		1			1
ACCURATE HEALTH SERVICES CORP			1	100%	1
REDSTONE REHABILITATION & NURSING CENT		1			1
CITRONELLE HEALTH AND REHABILITATION CENTER		1			1
CEPERO PEDIATRICS PA			1	100%	1
Rio Grande City Nursing and Rehab Center			1	100%	1
ADVENTHEALTH PHYSICIAN GROUP - APPLEWOOD			1	100%	1
ELMCROFT OF TIMBERLIN PARC			1	100%	1
SENCARE MANAGEMENT		1			1
BOCA CIEGA CENTER			1	100%	1
SUMMIT DETOX INC			1	100%	1
CENTRAL JERSEY URGENT CARE OF GREEN BR		1			1

COVID-19: testing by laboratory

Data through May 1, 2021 verified as of May 2, 2021 at 09:25 AM

Data in this report are provisional and subject to change.

The numbers in the table below represent the number of Florida and non-Florida residents for whom test results were received by the Department of Health. A person can be tested by more than one laboratory and can have both positive and negative results. **Therefore, the sum of the numbers in each column will be larger than the total number of people tested.**

Reporting lab	Inconclusive	Negative	Positive	Percent positive	Total
ORANGE PEDIATRICS PA			1	100%	1
THE HOSPITALS OF PROVIDENCE EMERGENCY ROOM			1	100%	1
SYCAMORE MEDICAL CENTER-KETTERING HEALTH NETWORK			1	100%	1
ALLIANCE LABORATORY SERVICES			1	100%	1
DISCOVERY AT HOME, LLC			1	100%	1
GARDEN VIEW CARE CENTER		1			1
EXPRESS WALK IN MEDICAL CENTER			1	100%	1
MEDEXPRESS URGENT CARE - PINE BLUFF S		1			1
Kroger 353 - The Little Clinic Harpers Point		1			1
ALDEN PHARMACY		1			1
SJMC PHYSICIAN SERVICES			1	100%	1
TAMPA HEALTH CARE PROVIDERS PA		1			1
PATEL MINESH		1			1
Life Care Center of Auburn		1			1
YOUR GOOD HEALTH MEDICAL GROUP PA			1	100%	1
COLOMBO'S PHARMACY		1			1
WALGREENS #4086		1			1
MEDICAL ASSOCIATES OF PINELLAS - LAB			1	100%	1
Hillside Rehab and Care Center			1	100%	1
Walgreens #19461		1			1
TITUSVILLE TOWERS ASSISTED LIVING		1			1
MANHATTAN COLLEGE HEALTH SERVICES		1			1
BOND COUNTY HEALTH DEPARTMENT			1	100%	1
MERCY GENERAL HOSPITAL			1	100%	1
DIMMIT REGIONAL HOSPITAL			1	100%	1
Strasburg Care Center		1			1
WEST FLORIDA MEDICAL ASSOCIATES PA			1	100%	1
CRYSTAL RIVER FIRE DEPARTMENT			1	100%	1
CAREATC - PALM HARBOR			1	100%	1
CARESPOT EXPRESS HEALTHCARE BOYNTON BEACH			1	100%	1
Kroger 367 - The Little Clinic Walton		1			1
Kroger 705 - The Little Clinic Richmond		1			1
RUBY MEMORIAL HOSP. LAB			1	100%	1
FAIRVIEW SOUTHDAL			1	100%	1
NHC PLACE AT COOL SPRINGS		1			1
BAYLOR SCOTT & WHITE MEDICAL SURGICAL CLINIC			1	100%	1
AMD			1	100%	1
ST FRANCIS COLLEGE WELLNESS CENTER		1			1
OPTUM OF HIALEAH		1			1
St Mary's d'Youville Pavilion		1			1
NLAC SUMMERBIO			1	100%	1
ADVENT HEALTH MEDICAL GROUP AT PINELLAS PARK			1	100%	1
ALLEGANY COUNTY DEPARTMENT OF HEALTH		1			1
CLERMONT PEDIATRICS, PA			1	100%	1
Hillside Manor Rehabilitation and Extended Care Center		1			1
HARRIS URGENT CARE CENTER			1	100%	1
The Center at Centennial			1	100%	1

COVID-19: testing by laboratory

Data through May 1, 2021 verified as of May 2, 2021 at 09:25 AM

Data in this report are provisional and subject to change.

The numbers in the table below represent the number of Florida and non-Florida residents for whom test results were received by the Department of Health. A person can be tested by more than one laboratory and can have both positive and negative results. **Therefore, the sum of the numbers in each column will be larger than the total number of people tested.**

Reporting lab	Inconclusive	Negative	Positive	Percent positive	Total
AURORA CONSOLIDATED LABORATORY			1	100%	1
NORTHEAST BAPTIST HOSPITAL			1	100%	1
SPRING VALLEY HOSPITAL MEDICAL CENTER			1	100%	1
Walgreens #10851		1			1
MED FIRST IMMEDIATE CARE AND FAMILY PRACTICE			1	100%	1
MOUNT SINAI MEDICAL CENTER AVENTURA ER			1	100%	1
DEVLIN MANOR NURSING AND REHABILITATION		1			1
WEST FLORIDA MEDICAL CENTER CLINIC			1	100%	1
BOYKIN		1			1
OAKVIEW INC		1			1
Brattleboro Crossings LLC dba Pine Heights at Brattleboro		1			1
MARTIN LUTHER KING RENAL INSTITUTE			1	100%	1
FAST TEST NOW		1			1
Walgreens #9620		1			1
Hearthstone Nursing and Rehabilitation Center		1			1
PROVIDENCE ST PETER HOSPITAL		1			1
BRIDGEWATER AT WATERMAN VILLAGE			1	100%	1
VELOCITY URGENT CARE - LITTLE CREEK			1	100%	1
BETHESDA HEALTH PHYSICIANS GROUP		1			1
FRESENIUS MEDICAL CARE TRADTION			1	100%	1
MORGAN STANELY HEALTH CENTER		1			1
Jewish Senior Services		1			1
WALGREEN#12147		1			1
HABANA HEALTH CARE CENTER			1	100%	1
Kroger 541 - The Little Clinic Long Hollow Pike		1			1
AHUJA MEDICAL CENTER			1	100%	1
Shoreline Care Center			1	100%	1
MAHONEY PEDIATRICS PA			1	100%	1
SAINT ALPHONSUS REGIONAL MEDICAL CENTER			1	100%	1
SC-GA2018 MCCORMICK REHAB & HEALTHCARE		1			1
UNIVERSITY OF MIAMI PRIMARY CARE SITE UMHC 3039			1	100%	1
CVS MI22230CV WAYNE COUNTY COMMUNITY COLLEGE			1	100%	1
REDMOND URGENT CARE			1	100%	1
LIFESPAN HEALTH - SELMER		1			1
REHABILITATION CENTER OF ALBUQUERQUE		1			1
MEDICAL CITY LAS COLINAS			1	100%	1
SLIDELL MEMORIAL HOSPITAL			1	100%	1
SANTA BARABARA ALF LLC (THE WINDSOR)			1	100%	1
CURELOGICS WOUND CARE & HYPERBARIC CENTER		1			1
BROOKSVILLE REGIONAL HOSP PATIENT CARE SERVICES			1	100%	1
AML DIAGNOSTICS- ADV TESTING IN METABOLIC MEDICINE			1	100%	1
WEST VIRGINIA LABORATORIES			1	100%	1
SETON HILL UNIVERSITY		1			1
BLOOMINGDALE MEDICAL ASSOC			1	100%	1
ICARE		1			1
ALBANNA PEDIATRICS CENTER			1	100%	1
SOLDIERS' HOME OF HOLYOKE		1			1

COVID-19: testing by laboratory

Data through May 1, 2021 verified as of May 2, 2021 at 09:25 AM

Data in this report are provisional and subject to change.

The numbers in the table below represent the number of Florida and non-Florida residents for whom test results were received by the Department of Health. A person can be tested by more than one laboratory and can have both positive and negative results. **Therefore, the sum of the numbers in each column will be larger than the total number of people tested.**

Reporting lab	Inconclusive	Negative	Positive	Percent positive	Total
THE EMORY CLINIC			1	100%	1
MEDICAL ARTS LABORATORY			1	100%	1
DR DAN C TRIGG MEMORIAL HOSPITAL		1			1
ABE'S GARDEN/PARK MANOR APARTMENTS		1			1
IMMEDIATE CARE MEDICAL CENTER			1	100%	1
EXAC CARE CROSSVILLE		1			1
HEALTH DIV OAK RIDGE NATL LABORATORY		1			1
COMMUNITY URGENT CARE PC			1	100%	1
MIDWEST COVENANT HOME, INC		1			1
OCCUPATIONAL HEALTH CENTER		1			1
Dexter Health Care		1			1
TAYLOR COUNTY HEALTH DEPARTMENT			1	100%	1
COURTLAND TERRACE		1			1
UC TAMIAMI			1	100%	1
FAMILY MEDICINE AT CELEBRATION		1			1
ManorCare Health Services/ York South		1			1
HARBOR OAKS GOLDEN YEARS			1	100%	1
CVS IL7142POCT LOCKPORT		1			1
Kroger 97 - The Little Clinic Hutchinson		1			1
Alden North Shore			1	100%	1
Errera Community Care Center		1			1
HOLYCROSS URGENT CARE AND IMAGING CENTER		1			1
KINGWOOD EMERGENCY CENTER			1	100%	1
Kroger 531 - The Little Clinic Waterville		1			1
FLORIDA DEPARTMENT OF HEALTH PALM BEACH COUNTY			1	100%	1
LADY OF THE SEA HOSPITAL LAB			1	100%	1
LAURELS OF ATHENS, THE		1			1
OHIOHEALTH URGENT CARE			1	100%	1
TANNER CLINIC			1	100%	1
ASCARATE DIALYSIS			1	100%	1
WALGREENS #06025		1			1
CVS M08564POCT INDEPENDENCE		1			1
CARESOUTH HHA HOLDINGS OF VIRGINIA, LLC			1	100%	1
Walgreens #12153		1			1
C V S / PHARMACY #4396		1			1
URGENT CARE OF FORT LAUDERDALE INC			1	100%	1
RIVERVIEW HOSPITAL	1				1
SALTZER URGENT CARE			1	100%	1
ELAN MANATEE			1	100%	1
CLEMENT MANOR HEALTH CENTER		1			1
ALL AMERICAN FAMILY AND GERIATRIC CARE			1	100%	1
CSL PLASMA LAB			1	100%	1
Kroger 350 - The Little Clinic New Cut Road		1			1
ARKANSAS PUBLIC HEALTH LABORATORY		1			1
HEALTHCARE FOR THE HOMELESS			1	100%	1
Medilodge of Mt. Pleasant		1			1
Oakland Nursing and Rehabilitation Center		1			1

COVID-19: testing by laboratory

Data through May 1, 2021 verified as of May 2, 2021 at 09:25 AM

Data in this report are provisional and subject to change.

The numbers in the table below represent the number of Florida and non-Florida residents for whom test results were received by the Department of Health. A person can be tested by more than one laboratory and can have both positive and negative results. **Therefore, the sum of the numbers in each column will be larger than the total number of people tested.**

Reporting lab	Inconclusive	Negative	Positive	Percent positive	Total
PRIMARY AND URGENT CARE			1	100%	1
ISLANDS ASSISTED LIVING FACILITY,THE			1	100%	1
MIAMI VASCULAR SURGERY			1	100%	1
ADVENTHEALTH IMAGING WINTERGARDEN		1			1
INLET CONCIERGE MEDICINE			1	100%	1
MEADOWS PARK HEALTH AND REHABILITATION		1			1
FINLAY MEDICAL RESEARCH CORP			1	100%	1
GENERATIONS CENTER OF SPENCER		1			1
SUSAN F WILLIAMS MD PA			1	100%	1
CHILDREN'S AT SATELLITE BOULEVARD URGE		1			1
NEMOURS CHILDREN'S PRIMARY CARE, ST CLOUD			1	100%	1
RIVERVIEW HOSPITAL D/B/A UNIVERSITY		1			1
VICTORIA PAIN AND REHABILITATION CENTER			1	100%	1
SOUTHERN OHIO MEDICAL CENTER			1	100%	1
DAVENPORT DIALYSIS CENTER		1			1
WATERBURY HOSPITAL REFERENCE LAB			1	100%	1
SENTARA AMBULATORY CARE CLINIC			1	100%	1
PUBLIX PHARMACY #0332		1			1
SOUTHWEST VIRGINIA COMMUNITY HEALTH SYSTEMS			1	100%	1
BAYLOR SCOTT AND WHITE MEDICAL CENTER -CENTENTENNIAL			1	100%	1
URGENT CARE OF KANSAS CITY			1	100%	1
ENCOMPASS HEALTH REHAB HOSP TOMS RIVER		1			1
LP ELIZABETHTON		1			1
CVS AZ10529POCT SCOTTSDALE		1			1
PREMIER FAMILY AND SPORTS MEDICINE LLC			1	100%	1
UNIVERSAL DIAGNOSTICS LABORATORIES			1	100%	1
JACKSBORO URGENT CARE			1	100%	1
INFECTION CONTROL DEPT			1	100%	1
Sharon Care Center			1	100%	1
Belvoir Woods Health Care Center at The Fairfax		1			1
KNAPP MEDICAL GROUP			1	100%	1
SISTERS MISSION			1	100%	1
A.G. Rhodes		1			1
FLORIDA KEYS PED AND ADOLES CTR			1	100%	1
WOODSTOCK HEALTH DEPARTMENT			1	100%	1
AMERICAN FAMILY CARE - SMYRNA			1	100%	1
GENVIEW DIAGNOSIS INC			1	100%	1
SOUTHERN HILLS MEDICAL CENTER			1	100%	1
BIOMERIEUX			1	100%	1
CLINICAL RESEARCH OF WEST FLORIDA		1			1
FIRST MEDICAL RESPONSE OF TEXAS, INC			1	100%	1
HALIFAX HEALTH PRIMARY CARE ORMOND			1	100%	1
FLORIDA EPIDEMIOLOGY PROGRAM			1	100%	1
SPHERE DX			1	100%	1
STATE OF CALIFORNIA DOH SERVICES			1	100%	1
PARK LANE NURSING HOME		1			1
UUHC - REDSTONE HEALTH CENTER LABORATORY			1	100%	1

COVID-19: testing by laboratory

Data through May 1, 2021 verified as of May 2, 2021 at 09:25 AM

Data in this report are provisional and subject to change.

The numbers in the table below represent the number of Florida and non-Florida residents for whom test results were received by the Department of Health. A person can be tested by more than one laboratory and can have both positive and negative results. **Therefore, the sum of the numbers in each column will be larger than the total number of people tested.**

Reporting lab	Inconclusive	Negative	Positive	Percent positive	Total
CARENOW LAKE WORTH			1	100%	1
Advanced Rehabilitation of Vernon		1			1
IVY CREEK HEALTHCARE & WELLNESS CENTRE			1	100%	1
QLABS			1	100%	1
SACRED HEART HOSPITAL NURSING			1	100%	1
UNIVERSITY OF TOLEDO MEDICAL CENTER			1	100%	1
WASHINGTONVILLE PHARMACY INC		1			1
DORA HOME CARE			1	100%	1
CARENOW URGENT CARE-MURFREESBORO			1	100%	1
RCP OF MEMORIAL WEST			1	100%	1
TITUSVILLE CENTER FOR SURGICAL EXCELLENCE LLC		1			1
WEST VIRGINIA UNIVERSITY HOSPITALS			1	100%	1
CTMD MEDICAL CENTER, PA			1	100%	1
SOUTHWESTERN STATE HOSPITAL LABORATORY			1	100%	1
ARCADIA OUTREACH LAB			1	100%	1
MANHATTAN EYE EAR AND THROAT HOSPITAL		1			1
777 URGENT CARE			1	100%	1
EVEXIA DIAGNOSTICS			1	100%	1
Medilodge of East Lansing		1			1
AVERA ST. MARY'S HOSPITAL			1	100%	1
AURORA MEDICAL CENTER-KENOSHA			1	100%	1
Heartland Health Care Center Jacksonville			1	100%	1
Kroger 63 - The Little Clinic Glassford Hill Rd		1			1
PINEBROOK CARE AND REHABILITATION CENTER□			1	100%	1
WESLEY CHAPEL INTERNAL MEDICINE AND PEDIATRICS PA			1	100%	1
MED BAR LLC		1			1
VA Ann Arbor HCS - Toledo CBOC		1			1
ADAMS COUNTY HEALTH DEPARTMENT			1	100%	1
MEDICAL CITY DENTON			1	100%	1
Glen Haven Health and Rehabilitation LLC		1			1
ST LUKES SURGICAL AT THE VILLAGES INC			1	100%	1
JOSHUA E CHESIR MD		1			1
EAST FL CORE LAB			1	100%	1
JACKSONVILLE HEALTH & REHAB		1			1
Southwest Louisiana Veterans Home			1	100%	1
NORTH RIVER FAMILY HEALTH CENTER			1	100%	1
Allen Health and Rehabilitation		1			1
NEW MILFORD HOSPITAL			1	100%	1
MAIN STREET PHARMACY OF MARCELLUS, INC		1			1
DILELLA			1	100%	1
Rockcastle Health and Rehab		1			1
SALEM HOSPITAL REGIONAL LABORATORY		1			1
SANDPIPER CLUSTER		1			1
SOMA MEDICAL CENTER PA #2			1	100%	1
HAWKEYE CARE CENTER DUBUQUE		1			1
ROCK RAPIDS HEALTH CENTRE		1			1
LIFELINK FOUNDATION INC D/B/A			1	100%	1

COVID-19: testing by laboratory

Data through May 1, 2021 verified as of May 2, 2021 at 09:25 AM

Data in this report are provisional and subject to change.

The numbers in the table below represent the number of Florida and non-Florida residents for whom test results were received by the Department of Health. A person can be tested by more than one laboratory and can have both positive and negative results. **Therefore, the sum of the numbers in each column will be larger than the total number of people tested.**

Reporting lab	Inconclusive	Negative	Positive	Percent positive	Total
TMH CANCER CENTER LABORATORY			1	100%	1
NYU LANGONE AMBULATORY CARE LAKE SUCCE		1			1
COUNTY OF HAMILTON			1	100%	1
Monument Health Custer Care Center		1			1
THE GROVE HEALTH AND REHAB			1	100%	1
WILLOW DALE WELLNESS VILLAGE APARTMENT		1			1
SOUTHWOOD NURSING & RETIREMENT CENTER		1			1
HCR-ManorCare			1	100%	1
PEACE HEALTH FAMILY MEDICINE AT 87TH AVE		1			1
INDIAN RIVER SHERIFF OFFICE		1			1
HAMILTON CI MAIN UNIT ANNEX/ WORK CAMP			1	100%	1
MARTIN HEALTH PHYSICIAN GROUP			1	100%	1
SPRINGBROOK HOSPITAL			1	100%	1
GARDENS AT MAPLEWOOD			1	100%	1
PELICAN STATE OUTPATIENT CENTER			1	100%	1
Holly Hill Healthcare Center			1	100%	1
Mountain View Manor			1	100%	1
BEAUMONT URGENT CARE		1			1
Lodge Nursing & Rehab Center		1			1
FORT LOUDOUN PRIMARY CARE		1			1
MONONGAHELA VALLEY HOSPITAL			1	100%	1
LAREDO CARE CLINIC NORTH		1			1
HACKENSACK UNIVERSITY MEDICAL CENTER		1			1
ALTA BATES SUMMIT MEDICAL CENTER CLINICAL LAB			1	100%	1
UF HEALTH - WILDLIGHT			1	100%	1
Walgreens #5421		1			1
THE CLINIC ON SIXTH			1	100%	1
PM PEDIATRICS PC			1	100%	1
DE TAR HOSPITAL			1	100%	1
LOURDES URGENT CARE			1	100%	1
Grand Junction VAMC		1			1
HEARTLAND PHARMACY SEBRING			1	100%	1
BALLAD HEALTH MEDICAL ASSOCIATES URGENT CARE			1	100%	1
PASTEUR MEDICAL HIALEAH GARDEN LLC			1	100%	1
MORNINGSIDE NURSING AND REHABILITATION		1			1
ABSOLUTE HEALTHCARE			1	100%	1
LAKE CHELAN COMMUNITY HOSPITAL		1			1
Birmingham Nursing & Rehab Center		1			1
LOPEZ		1			1
INDIAN RIVER CLINICAL LABORATORY, INC.		1			1
CHI ST ALEXIUS TRANSITIONAL CARE UNIT		1			1
KINGWOOD EMERGENCY HOSPITAL			1	100%	1
PANCARE HEALTH - CARR ELEM & MIDDLE SCHOOL			1	100%	1
INTERFAITH MEDICAL CENTER		1			1
FAMILY PRACTICE ASSOCIATES		1			1
PASCO COUNTY HEALTH DEPARTMENT			1	100%	1
Kroger 717 - The Little Clinic Dolphin Drive			1	100%	1

COVID-19: testing by laboratory

Data through May 1, 2021 verified as of May 2, 2021 at 09:25 AM

Data in this report are provisional and subject to change.

The numbers in the table below represent the number of Florida and non-Florida residents for whom test results were received by the Department of Health. A person can be tested by more than one laboratory and can have both positive and negative results. **Therefore, the sum of the numbers in each column will be larger than the total number of people tested.**

Reporting lab	Inconclusive	Negative	Positive	Percent positive	Total
Fargo VA Healthcare System		1			1
COASTAL MANOR		1			1
CHP COVID-19 (TX)			1	100%	1
MICROBIOLOGY DEPARTMENT			1	100%	1
Villa Maria			1	100%	1
TILLAMOOK COUNTY GENERAL HOSPITAL LAB		1			1
ALAFAYA WOODS FAMILY MEDICAL CENTER		1			1
UMMC MIDTOWN CAMPUS			1	100%	1
MEDEXPRESS URGENT CARE - LAWTON		1			1
RM LAB LLC DBA EXPRESS LAB		1			1
Cloverdale Rehabilitation and Nursing Center		1			1
Abernethy Laurels		1			1
MCCORMICK AMBULANCE		1			1
CSI LABORATORIES FLORIDA			1	100%	1
MARTIN ARMY COMMUNITY HOSPITAL			1	100%	1
ADVANCED CARDIOVASCULAR DIAGNOSTICS PL		1			1
Royal Palm Beach Health and Rehab Center			1	100%	1
Walgreens #11724		1			1
STITCHES ACUTE CARE CENTER OF CHEYENNE			1	100%	1
CHI MEMORIAL HOSPITAL CHATTANOOGA			1	100%	1
MEDICAL ASSOCIATES OF THE SHOALS		1			1
WESLEY MEDICAL CENTER			1	100%	1
RAYMOND F CARON MD			1	100%	1
TENNOVA HEALTHCARE - CLEVELAND			1	100%	1
SAINT LEO UNIVERSITY INCORPORATED			1	100%	1
MEMORIAL HERMANN KATY HOSPITAL			1	100%	1
URGENT CARE OF COASTAL GEORGIA			1	100%	1
Port Orange Nursing And Rehab Center			1	100%	1
GIBSON AREA PRIMARY CARE			1	100%	1
PEDIATRIC PARTNERS			1	100%	1
MEMPHIS URGENT CARE #2, LLC			1	100%	1
PALM COTTAGE OPERATOR LLC			1	100%	1
PALMA CEIA MED GROUP-SWANN		1			1
Diversicare of Smyrna		1			1
URGENT CARE NORTHWEST		1			1
WINCHESTER URGENT CARE, PC		1			1
SIPERSTEIN DERMATOLOGY LLC			1	100%	1
SUNCOAST RESEARCH GROUP LLC			1	100%	1
FRONT PORCH PEDIATRICS PLLC			1	100%	1
VA ST LOUIS HEALTH CARE SYSTEM			1	100%	1
C V S / PHARMACY #833		1			1
CLIFTON-FINE HOSPITAL LABORATORY		1			1
CONVENIENT MEDICAL AND HEALTH SERVICES			1	100%	1
WELLPATH			1	100%	1
St. Anne Home		1			1
SPARTA HEALTH & REHAB		1			1
ST JUDE CARE CENTER		1			1

COVID-19: testing by laboratory

Data through May 1, 2021 verified as of May 2, 2021 at 09:25 AM

Data in this report are provisional and subject to change.

The numbers in the table below represent the number of Florida and non-Florida residents for whom test results were received by the Department of Health. A person can be tested by more than one laboratory and can have both positive and negative results. **Therefore, the sum of the numbers in each column will be larger than the total number of people tested.**

Reporting lab	Inconclusive	Negative	Positive	Percent positive	Total
RESOURCE PATH LLC			1	100%	1
Bolingreen Health and Rehabilitation		1			1
PALMETTO PRIMARY CARE PHYSICIANS			1	100%	1
CARENOW-MONTGOMERY			1	100%	1
Fairhope		1			1
Lemont Nursing and Rehab Center			1	100%	1
MORELL			1	100%	1
ROSE HAVEN NURSING CENTER		1			1
Livingston County Center for Nursing and Rehabilitation		1			1
BAYFRONT HEAL WOUND CARE AND HYPERBARIC CENTER			1	100%	1
BAYMEADOWS PEDIATRIC CARE		1			1
Ash Flat Healthcare and Rehabilitation Center			1	100%	1
TOMAH HEALTH			1	100%	1
UNIVERSITY OF SOUTH FLORIDA			1	100%	1
DOCTORS MEDICAL CENTER			1	100%	1
PEACHEALTH LABORATORIES		1			1
SUNSHINE URGENT CARE			1	100%	1
MT SINA1 HOSPICE			1	100%	1
WOOD COUNTY HEALTH DEPARTMENT			1	100%	1
CLEVELAND CLINIC OUTPATIENT LABORATORY			1	100%	1
LOUIS A JOHNSON VAMC		1			1
Heartland of Pittsburgh PA, LLC		1			1
ASSOCIATES MD MEDICAL GROUP INC			1	100%	1
JP MORGAN CHASE HEALTH SERVICES			1	100%	1
MCG HOSPITALS AND CLINICS			1	100%	1
PALM BREEZE DIALYSIS			1	100%	1
PREMIER HEALTH CARE INC			1	100%	1
FREDERICK AVENUE GROUP HOME		1			1
PREMISEHEALTH		1			1
HENRY FORD HOSPITAL			1	100%	1
NORTON HOSPITAL			1	100%	1
MT CARMEL NURSING HOME		1			1
EAST LANSING OPCO		1			1
EASTSIDE URGENT CARE			1	100%	1
URGENT CARE 24/7 TAMPA			1	100%	1
ALPHA CLINICAL LABORATORY CORP.			1	100%	1
Schoenbrunn Healthcare		1			1
WMG URGENT CARE WOODSTOCK			1	100%	1
Avantara Lake Norden		1			1
Aspire Physical Recovery Center at Cahaba River		1			1
SANCHEZ CAZAU MEDICAL GROUP			1	100%	1
CVS SC4288POCT ROCK HILL			1	100%	1
ST.ELIZABETH HEALTH CENTER	1				1
HARDIN MEMORIAL HOSPITAL - HEARTLAND PATHOLOGY CONSULTANTS			1	100%	1
MOUNT SINAI MEDICAL CENTER HIALEAH			1	100%	1
MERCY – NORTH IOWA			1	100%	1
WASHINGTON CENTER FOR REHABILITATION A		1			1

COVID-19: testing by laboratory

Data through May 1, 2021 verified as of May 2, 2021 at 09:25 AM

Data in this report are provisional and subject to change.

The numbers in the table below represent the number of Florida and non-Florida residents for whom test results were received by the Department of Health. A person can be tested by more than one laboratory and can have both positive and negative results. **Therefore, the sum of the numbers in each column will be larger than the total number of people tested.**

Reporting lab	Inconclusive	Negative	Positive	Percent positive	Total
BEVERLY ADVANCED PRACTICE NURSING		1			1
FLORIDA HEART AND VASCULAR MULTISPECIALTY GROUP PA			1	100%	1
PATHOLOGY		1			1
BGB SUMMIT MEDICAL GROUP		1			1
US PUBLIC HEALTH SERVICE HOSPITAL			1	100%	1
SOUTHEASTERN HEALTH FACILITES, INC		1			1
CONNECTICUT CVS PHARMACY, LLC		1			1
SOUTHWEST ORLANDO FAMILY MEDICINE, PL			1	100%	1
NORTH SHORE HEMATOLOGY-ONCOLOGY ASSOCI		1			1
CARILION CLINIC LAB TESTING SITE-POSTAL		1			1
SHARON REGIONAL MEDICAL CENTER			1	100%	1
THE CHILDREN'S HOSPITAL OF PHILADELPHIA		1			1
ROAN MOUNTAIN MEDICAL CENTER			1	100%	1
LOUIS STOKES CLEVELAND VA MEDICAL CENTER			1	100%	1
MONROE COUNTY PUBLIC HEALTH DEPARTMENT			1	100%	1
NORTHWEST FLORIDA SPECIALTY PHYSICIANS LLC		1			1
Kroger 126 - The Little Clinic Cottonwood		1			1
PINNACLE DIALYSIS		1			1
PHOEBE PRIMARY CARE CAMILLA			1	100%	1
UNIVERSITY PLACE NURSING CENTER		1			1
WESTEX URGENT CARE, PLLC			1	100%	1
VillageCare Rehabilitation and Nursing Center		1			1
SAMSON MEDICAL CLINIC			1	100%	1
Miller Health Care Center			1	100%	1
CARESPOT - OCOEE			1	100%	1
AVERA HEART HOSPITAL OF SD			1	100%	1
NORWOOD HEALTH CENTER		1			1
Tremont Health & Rehabilitation Center		1			1
PUBLIX PHARMACY # 1236			1	100%	1
BEACHSIDE DETOX		1			1
ST JOHNS EPISCOPAL HOSPITAL SOUTH SHORE		1			1
MARY WASHINGTON HOSPITAL HOME HEALTH AGENCY	1				1
Sherwood Oaks Health Center			1	100%	1
Cornerstone at the Ranch		1			1
MIAMI-DADE COUNTY HEALTH DEPT.		1			1
BIOMAT USA INC			1	100%	1
MEMORIAL HOSPITAL - BELLEVILLE			1	100%	1
TCPA CLINICAL LABORATORIES			1	100%	1
Wexner Heritage House			1	100%	1
Wayne County Nursing Home		1			1
AFTER HOURS CARE OF AMERICUS INCORPORA			1	100%	1
FLORIDA DEPARTMENT OF HEALTH IN BROWARD COUNTY		1			1
AMERICA'S ER SITE 002 LLC			1	100%	1
STEWART MEDICAL GROUP INC			1	100%	1
CHATEAU TERREBONNE HEALTH CARE		1			1
Terrace Glen Village		1			1
Michigan Masonic Home		1			1

COVID-19: testing by laboratory

Data through May 1, 2021 verified as of May 2, 2021 at 09:25 AM

Data in this report are provisional and subject to change.

The numbers in the table below represent the number of Florida and non-Florida residents for whom test results were received by the Department of Health. A person can be tested by more than one laboratory and can have both positive and negative results. **Therefore, the sum of the numbers in each column will be larger than the total number of people tested.**

Reporting lab	Inconclusive	Negative	Positive	Percent positive	Total
BRADENTON CONVENTION CENTER			1	100%	1
CVS IN6536POCT KOKOMO		1			1
SPINE & PAIN CONSULTANT PLLC		1			1
DEL PRADO MEDICAL CENTER, INC		1			1
LiveWell		1			1
LADY LAKE FAMILY MEDICINE			1	100%	1
Autumn Care of Suffolk		1			1
LAKE VISTA DIALYSIS			1	100%	1
TRADITIONAL MEDICINE CENTER			1	100%	1
Pontotoc Health and Rehab		1			1
SUMMIT COUNTY PUBLIC HEALTH DEPARTMENT			1	100%	1
WVU MEDICINE AT SUNCREST TOWNE CENTRE			1	100%	1
CONCIERGE INTERNAL MEDICINE ASSOCIATES			1	100%	1
TEMPLE TERRACE DIALYSIS			1	100%	1
DESERT ROSE FL LLC		1			1
REEVES COUNTY HOSPITAL DISTRICT			1	100%	1
DIRECT PRIMARY CARE OF BURLESON			1	100%	1
Luling Living Center		1			1
Kroger 481 - The Little Clinic Houston Levee		1			1
SYNERGY DIALYSIS INC			1	100%	1
SOUTHWOOD HEALTHCARE CENTER		1			1
Ozark Health and Rehabilitation, LLC		1			1
PARRISH MEDICAL GROUP			1	100%	1
SAINT PETE MRI			1	100%	1
CHILDREN'S NATIONAL MEDICAL CENTER			1	100%	1
FLORIDA MEDICAL CLINIC PA GI			1	100%	1
AAA MEDICAL TESTING			1	100%	1
SKYRIDGE CLINICAL ASSOCIATES		1			1
NHC Sequatchie		1			1
TARRANT MEDICAL ASSOCIATES			1	100%	1
SANFORD HOME		1			1
SUNCOAST BEHAVIORAL HEALTH CENTER			1	100%	1
CYPRESS VILLAGE REHAB CENTER		1			1
PEDIATRIC ASSOCIATES - DORAL			1	100%	1
FRESENIUS KIDNEY CARE - BOCA RATON			1	100%	1
MEDCOR AT ROYAL CARIBBEAN			1	100%	1
GIFFORD MEMORIAL HOSPITAL		1			1
CAMBRIDGE HEALTH ALLIANCE			1	100%	1
PATIENT FIRST - CHERRY HILL		1			1
CHRISTIANA HOSPITAL		1			1
ST. JOHN HOSPITAL & MEDICAL CENTER			1	100%	1
MANOR CARE OF DELRAY BEACH FL LLC		1			1
GENESIS MEDICAL CENTER OF CORAL SPRINGS INC			1	100%	1
PALOMAR MEDICAL CENTER			1	100%	1
CHRISTUS GOOD SHEPHERD MEDICAL CENTER			1	100%	1
MADISON AT OVIEDO			1	100%	1
HARBOR HOSPITAL			1	100%	1

COVID-19: testing by laboratory

Data through May 1, 2021 verified as of May 2, 2021 at 09:25 AM

Data in this report are provisional and subject to change.

The numbers in the table below represent the number of Florida and non-Florida residents for whom test results were received by the Department of Health. A person can be tested by more than one laboratory and can have both positive and negative results. **Therefore, the sum of the numbers in each column will be larger than the total number of people tested.**

Reporting lab	Inconclusive	Negative	Positive	Percent positive	Total
CLERMONT HEALTH DEPARTMENT			1	100%	1
FAMILY MEDICAL CARE OF MOUNT DORA INC			1	100%	1
OHIO VALLEY MANOR NURSING &		1			1
GEAUGA REGIONAL HOSPITAL		1			1
TRUMAN MEDICAL CENTER - HOSPITAL HILL			1	100%	1
OMNI HEALTHCARE URGENT CARE			1	100%	1
HILTON HEAD HOSPITAL/INPATIENT			1	100%	1
KIOSK MEDICINE OF KENTUCKY LLC		1			1
MISSION HOSPITAL – MEMORIAL CAMPUS			1	100%	1
SIGNATURE CARE MEMORIAL CITY			1	100%	1
CONCORDIA MANOR			1	100%	1
Integrity Healthcare of Carbondale			1	100%	1
NEW HANOVER REGIONAL MEDICAL CENTER			1	100%	1
NEVADA RURAL HOUSING AUTHORITY			1	100%	1
SEABROOK EMS			1	100%	1
LABORATORIO MEDICO CENTRAL CONDOMINO MD			1	100%	1
FAMILY & INTERNAL MEDICINE CENTER		1			1
HEALTH PLUS SUNRISE MEDICAL OFFICE			1	100%	1
ORANGETOWN PEDIATRICS ASSOCIATES		1			1
FHPG INTERNAL MEDICINE OF BRANDON			1	100%	1
SOUTH TEXAS HEALTH SYSTEM ER - WARE ROAD			1	100%	1
LOVELACE WOMEN'S HOSPITAL		1			1
The Jordan Center		1			1
UNIVERISTY HOSPITAL			1	100%	1
MANCHESTER COMMONS		1			1
ST. LUKE'S HOSPITAL			1	100%	1
SANTA MONICA FERTILITY			1	100%	1
CENTRAL FLORIDA ADULT MEDICINE		1			1
CHAMBREL AT PINECASTLE			1	100%	1
BAPTIST ASI			1	100%	1
DIAGNOSTIC GROUP INTEGRATED HEALTHCARE			1	100%	1
SOUTH SEMINOLE HOSPITAL POCT			1	100%	1
MEMORIAL HERMANN MEDICAL GROUP-ATASCOCITA PEDS			1	100%	1
Willow Ridge Center		1			1
PALMETTO LANDING			1	100%	1
The Carrington		1			1
MOSOLF PEDIATRICS PA			1	100%	1
LUTHERAN HOSPITAL OF INDIANA			1	100%	1
SOLARIS HEALTHCARE PLANT CITY		1			1
Lakeland Nursing and Rehabilitation Center LLC		1			1
WINTER GARDEN CHILDREN'S HEALTH CENTERS			1	100%	1
MCR HEALTH MEDICAL EXPRESS			1	100%	1
KROGER 915 - THE LITTLE CLINIC ANDERSON			1	100%	1
KROGER 785 - THE LITTLE CLINIC DIXIE HWY		1			1
NORTH BROWARD MEDICAL CENTER			1	100%	1
BROOKS REHAB			1	100%	1
NORTH COUNTY MEDICAL LAB			1	100%	1

COVID-19: testing by laboratory

Data through May 1, 2021 verified as of May 2, 2021 at 09:25 AM

Data in this report are provisional and subject to change.

The numbers in the table below represent the number of Florida and non-Florida residents for whom test results were received by the Department of Health. A person can be tested by more than one laboratory and can have both positive and negative results. **Therefore, the sum of the numbers in each column will be larger than the total number of people tested.**

Reporting lab	Inconclusive	Negative	Positive	Percent positive	Total
UT HEALTH RGV CLINICAL LABORATORY			1	100%	1
LAKE REGIONAL HEALTH			1	100%	1
HAYS CLINICAL LAB			1	100%	1
GATEWAY HEALTHCARE, PC			1	100%	1
CENTRAL FLA PEDIATIC URGENT CARE LLC		1			1
SHARP GROSSMONT HOSPITAL LABORATORY			1	100%	1
FLORIDA CLINICAL LABORATORY INC DBA			1	100%	1
PAMC MICRO LAB			1	100%	1
NORTHWEST TEXAS HEALTHCARE SYSTEM,INC			1	100%	1
HALIFAX HEALTH PRIMARY CARE			1	100%	1
CARENOW MIDTOWN			1	100%	1
ONPOINT URGENT CARE			1	100%	1
NONA MEDICAL ARTS		1			1
YOUR HEALTH PEDIATRICS INC			1	100%	1
SANTA MONICA CA-UCLA MC			1	100%	1
FLAGLER MEDICAL ASSOCIATES PA			1	100%	1
HEALTH AND HOPE CLINIC INC			1	100%	1
CRESTVIEW CLINICAL LABORATORY			1	100%	1
Country View of Sunbury			1	100%	1
CARESTAT HOSPICE SERVICES			1	100%	1
SUNCOAST FAMILY MEDICAL ASSOCIATES			1	100%	1
SALUDA NURSING CENTER		1			1
MINUTE CLINIC DIAGNOSTIC PA			1	100%	1
Kroger 767 - The Little Clinic Beaumont		1			1
TITUSVILLE REHABILITATION AND NURSING CENTER		1			1
STORMONT VAIL HOSPITAL			1	100%	1
WATERVIEW HILLS REHABILITATION AND NUR		1			1
SUSAN F. WILLIAMS M.D., P.A.			1	100%	1
PAUL C SCHWARTZ & MELVIN L WEIDMAN		1			1
PM PEDIATRICS OF BAYSIDE, PLLC		1			1
MEDIPLUS CLINIC, INC			1	100%	1
CONSULATE HEALTH CARE OF VERO BEACH			1	100%	1
MOBILE INFIRMARY MEDICAL CENTER			1	100%	1
LEGACY SPECIALTY PHARMACY CORP			1	100%	1
Kroger - KR070600172		1			1
PINNACLE PAIN CENTER PS DBA LYNX HEALTHCARE		1			1
COMMONWEALTH OF VIRGINIA DIVISION OF CONSOLIDATED LABORATORY SERVICES			1	100%	1
FLORIDA CLINICAL RESEARCH CENTER, LLC			1	100%	1
CLINICAL TRIALS OF TAMPA LLC		1			1
FLORIDA DIGESTIVE AND LIVER SPECIALISTS			1	100%	1
SARASOTA MEMORIAL HEALTHCARE			1	100%	1
BARRINGTON TERRACE NAPLES			1	100%	1
DAUGHTERS OF SARAH NURSING CENTER		1			1
ADVANCED DIALYSIS CENTER OF FORT LAUDERDALE			1	100%	1
DW MCMILLAN MEMORIAL HOSPITAL LABORATORY			1	100%	1
Towne Manor West		1			1
VALLEY VISTA CARE CENTER		1			1

COVID-19: testing by laboratory

Data through May 1, 2021 verified as of May 2, 2021 at 09:25 AM

Data in this report are provisional and subject to change.

The numbers in the table below represent the number of Florida and non-Florida residents for whom test results were received by the Department of Health. A person can be tested by more than one laboratory and can have both positive and negative results. **Therefore, the sum of the numbers in each column will be larger than the total number of people tested.**

Reporting lab	Inconclusive	Negative	Positive	Percent positive	Total
KIDZ FAMILY CARE			1	100%	1
OCEAN PEDIATRIC CARE			1	100%	1
UMASS MEMORIAL/MARLBORO HOSPITAL			1	100%	1
UF HEALTH THE VILLAGES			1	100%	1
ABBOTT LABORATORIES ROSS PRODUCTS			1	100%	1
St. Ann Rehabilitation and Nursing Center		1			1
AdventHealth Care Center Zephyrhills North			1	100%	1
ASSOCIATESMD			1	100%	1
PHYSICIANS LAB INC			1	100%	1
AFTER HOURS CLINIC			1	100%	1
FRITZINGERTOWN SENIOR LIVING		1			1
CROZER-CHESTER MEDICAL CENTER			1	100%	1
INTEGRATED GENETICS SEQUENOM		1			1
STEPHENS COUNTY HOSPITAL			1	100%	1
SELF REGIONAL HEALTHCARE			1	100%	1
LAKE WALES DIALYSIS CENTER			1	100%	1
SPELMAN COLLEGE DEPT OF HEALTH SERVICE		1			1
CONCENTRA - TAMPA EAST		1			1
WW Chem Auto SS			1	100%	1
BAPTIST HEALTH SURGERY CENTER			1	100%	1
BRUSHY CREEK FAMILY HOSPITAL			1	100%	1
NOVANT HEALTH PRINCE WILLIAM WELLNESS CENTER			1	100%	1
PLANTATION DIALYSIS			1	100%	1
HAVASU REGIONAL MEDICAL CENTER			1	100%	1
LANGLEY DIALYSIS			1	100%	1
TMH PHYSICIAN PARTNERS			1	100%	1
PowerBack Piscataway Center		1			1
UNITED HEALTHCARE			1	100%	1
NORTHEAST TEXAS DIALYSIS		1			1
MEDICAL LIFE-INC GUIDEWELL EMERGENCY MEDICINE			1	100%	1
Lexington Medical Center Extended Care		1			1
CARESPOT - MIAMI GARDENS			1	100%	1
EDWARD HOSPITAL			1	100%	1
PM PEDIATRICS OF VIRGINIA			1	100%	1
FRESENIUS KIDNEY CARE OCALA			1	100%	1
RESTORE MEDICAL PARTNERS PLLC			1	100%	1
WALGREENS #15291		1			1
Broomall Manor		1			1
MEDEXPRESS URGENT CARE - PATRICK STREE			1	100%	1
DECATUR MORGAN HOSPITAL - DECATUR GENE		1			1
ADVANTA LABS, LLC		1			1
BROOKDALE AVONDALE (BU 04360)			1	100%	1
SCRIPTS PLUS INC DBA THE MEDICINE SHOP		1			1
TWIN			1	100%	1
LSU MEDICAL CENTER			1	100%	1
FLORIDA DEPARTMENT OF HEALTH IN CITRUS COUNTY		1			1
GENESIS HEALTH SYSTEM			1	100%	1

COVID-19: testing by laboratory

Data through May 1, 2021 verified as of May 2, 2021 at 09:25 AM

Data in this report are provisional and subject to change.

The numbers in the table below represent the number of Florida and non-Florida residents for whom test results were received by the Department of Health. A person can be tested by more than one laboratory and can have both positive and negative results. **Therefore, the sum of the numbers in each column will be larger than the total number of people tested.**

Reporting lab	Inconclusive	Negative	Positive	Percent positive	Total
WORKFORCE HEALTH DEPARTMENT			1	100%	1
CASS LAKE PHS INDIAN HOSPITAL		1			1
BENEWAH COMMUNITY HOSPITAL		1			1
DIXIE COUNTY JAIL			1	100%	1
Perham Living			1	100%	1
Kroger 929 - The Little Clinic Corryville		1			1
LONG ISLAND MINIMALLY INVASIVE SURGERY		1			1
PERFECT HEALTH URGENT CARE AND MEDICAL		1			1
Kroger 923 - The Little Clinic Centerville		1			1
BAM INC		1			1
PRIME HEALTHCARE SERVICES		1			1
APOLLOMDX LLC			1	100%	1
FIRST CARE OF GAINESVILLE			1	100%	1
Rosa Coplon Jewish Home and Infirmary		1			1
BLESSINGS MEDICAL CLINIC, THE			1	100%	1
Arlington Health and Rehabilitation		1			1
FLORIDA STATE UNIVERSITY HEALTH SERVICES			1	100%	1
STANLY REGIONAL MEDICAL CENTER			1	100%	1
AUGUSTA HEALTH SD			1	100%	1
LINCOLN COUNTY MEDICAL CENTER		1			1
DEPARTMENT OF HEALTH SERVICES			1	100%	1
CENTRAL TX URGENT CARE			1	100%	1
LOUNDY		1			1
BRIDGEWATER PARK ASSISTED LIVING LLC			1	100%	1
Garden Villa Bedford		1			1
APC HEALTH LLC			1	100%	1
FLORIDA MEDICAL CLINIC, PA		1			1
BAPTIST HOSPITAL EAST			1	100%	1
PENSACOLA PATHOLOGY		1			1
NCH HEALTHCARE CREEKSIDE ENDOSCOPY			1	100%	1
AVANTARA REDFIELD		1			1
COSTCO PHARMACY #1023			1	100%	1
CHILDRENS SPECIALIST PEDIATRIC PULMMOLOGY &			1	100%	1
AMALIA'S COMMUNITY CLINIC, CORP			1	100%	1
JOHNSON MEDICAL SERVICES			1	100%	1
MED TECH CLINICAL LABORATORY		1			1
ASHLEY PEDICATRICS DAY AND NIGHT CLINIC			1	100%	1
HOMESTEAD MEDICAL CLINIC PA			1	100%	1
Encompass Health Rehab Hosp Harmarville		1			1
CVS MA1121POCT WESTFORD		1			1
Crowne Health Care of Thomasville		1			1
Glen Oaks Health and REhabilitation		1			1
AESTHETIC PHYSICIANS PC			1	100%	1
WINCHESTER HOSPITAL			1	100%	1
NANCY M WORTHINGTON MD PA			1	100%	1
PINEVILLE PHARMACY			1	100%	1
RAAZI CLINICAL LABORATORY LLC			1	100%	1

COVID-19: testing by laboratory

Data through May 1, 2021 verified as of May 2, 2021 at 09:25 AM

Data in this report are provisional and subject to change.

The numbers in the table below represent the number of Florida and non-Florida residents for whom test results were received by the Department of Health. A person can be tested by more than one laboratory and can have both positive and negative results. **Therefore, the sum of the numbers in each column will be larger than the total number of people tested.**

Reporting lab	Inconclusive	Negative	Positive	Percent positive	Total
JAMES A HENRY MD LLC			1	100%	1
PRINCIPLE DIAGNOSTICS LLC			1	100%	1
MEDPOST URGENT CARE - CIBOLO			1	100%	1
WALGREENS #11572		1			1
BOCA RATON PHYSICIANS PA			1	100%	1
ST JOHNS MEDICAL CENTER		1			1
COVID CLINIC, INC			1	100%	1
Remarkable Healthcare Dallas			1	100%	1
DOMINION DIAGNOSTICS			1	100%	1
Princeton Place			1	100%	1
DOCTORS CARE – GREER		1			1
WELL KEY URGENT CARE MARYVILLE		1			1
SPEARE MEMORIAL HOSPITAL			1	100%	1
PHI LIFE SCIENCES			1	100%	1
HUGH CHATHAM FAMILY MEDICINE INDEPENDENCE		1			1
EVERLYWELL DIAGNOSTICS			1	100%	1
NORTH SHORE HEMATOLOGY-ONCOLOGY ASSOCIATES PC		1			1
NORTH PALM CHIDRENS PHYSICIANS			1	100%	1
Springdale Village		1			1
Kroger 347 - The Little Clinic Tates Creek		1			1
MISSOURI DEPT. OF HEALTH			1	100%	1
NATION'S BEST CARE HOME HEALTH			1	100%	1
UT HEALTH RIO GRANDE VALLEY PRIMARY CARE AT			1	100%	1
OXY-GENLAB			1	100%	1
BRUNSWICK HEALTH AND REHABILITATION CE		1			1
WELLMED AT LONGWOOD			1	100%	1
ELDERWOOD AT WAVERLY		1			1
ABINGTON MEMORIAL HOSPITAL			1	100%	1
NEW SMYRNA BEACH AMBULATORY CARE CTR			1	100%	1
PRISMA HEALTH TUOMEY LABORATORY			1	100%	1
SOUTHERN FAMILY HEALTH			1	100%	1
ACCESS FAMILY CARE LLC			1	100%	1
THEDACARE FAMILY MEDICINE GATEWAY			1	100%	1
WEST PALM BEACH PHARMACEUTICALS LLC			1	100%	1
WELLSTAR KENNESAW MEDICAL CENTER		1			1
Kroger 410 - The Little Clinic Trinity		1			1
METROWEST MEDICAL CENTER - FRAMINGHAM			1	100%	1
COLLIER BLVD HMA PHYSICIANS MANAGEMENT LLC			1	100%	1
MEDICAL CITY NORTH HILLS			1	100%	1
VERITAS GENETICS, INC.			1	100%	1
GREATER TAMPA AT HOME			1	100%	1
EASTGENE LABORATORIES		1			1
Crowne Place Assisted Living		1			1
M.D. ANDERSON CANCER CENTER			1	100%	1
CALIFORNIA PUBLIC HEALTH LABORATORY			1	100%	1
Parkwood Healthcare Facility		1			1
Trenton Health and Rehabilitation		1			1

COVID-19: testing by laboratory

Data through May 1, 2021 verified as of May 2, 2021 at 09:25 AM

Data in this report are provisional and subject to change.

The numbers in the table below represent the number of Florida and non-Florida residents for whom test results were received by the Department of Health. A person can be tested by more than one laboratory and can have both positive and negative results. **Therefore, the sum of the numbers in each column will be larger than the total number of people tested.**

Reporting lab	Inconclusive	Negative	Positive	Percent positive	Total
REGIONAL MED CTR BAYONET POINT			1	100%	1
USF PHYSICIANS GROUP			1	100%	1
SWIFTCARE URGENT CARE, PLLC			1	100%	1
CHILDREN'S AT CHAMBLEE BROOKHAVEN URGE		1			1
Kroger 444 - The Little Clinic Dent		1			1
HOME AIDE SVC OF EASTERN NY INC D/B/A		1			1
STEELFUSION CLINICAL TOXICOLOGY LABS			1	100%	1
THE BRENNITY AT TRADITION			1	100%	1
Elm Crest Senior Living Community		1			1
RIVERSIDE COUNTY PUBLIC HEALTH LABORATORY			1	100%	1
CACERES SPECIALIZED GYNECOLOGY		1			1
PACE UNIVERSITY HEALTH CARE		1			1
NORTH FLORIDA FAMILY MEDICINE			1	100%	1
BAPTIST HEALTH ASI			1	100%	1
SUNSHINE PEDIATRICS OF LUTz			1	100%	1
PATIENT FIRST - HAMILTON		1			1
Central Alabama Veterans HCS - West Campus		1			1
PEDIATRIC PARTNERS OF ZEPHYRHILLS PA			1	100%	1
LABONE		1			1
PALM COAST DRAW STATION/AMERICAN HEALTH ASSOCIATES		1			1
COLER REHABILITATION AND NURSING CARE		1			1
PRECISE PATHOLOGY ASSOCIATES PLLC			1	100%	1
CARE CONNECTIONS AT HOME LLC			1	100%	1
MEDICAL CENTER OF TRINITY - MOB		1			1
PEDIATRIC SPECIALTY CLINIC COLLIER			1	100%	1
Ladera Center		1			1
PHOENIX MEDICAL CLINIC			1	100%	1
IZ MEDICAL		1			1
DAYTONA BEACH DIALYSIS			1	100%	1
LAKEWOOD RANCH MEDICAL GROUP LLC			1	100%	1
FAMILY MEDICAL CENTRE			1	100%	1
DODGE COUNTY HOSPITAL LABORATORY		1			1
AURORA HEALTH CARE METRO INC			1	100%	1
ORAL & FACIAL SURGERY			1	100%	1
BISHOP KEARNEY		1			1
HEBER VALLEY HOSPITAL			1	100%	1
CROWNPOINT HEALTHCARE FACILITY		1			1
MEMORIAL MEDICAL CENTER			1	100%	1
ELKHART GENERAL HOSPITAL			1	100%	1
CARENOW URGENT CARE - SPRING			1	100%	1
MEMORIALCARE LONG BEACH MEDICAL CENTER			1	100%	1
CAPE FEAR VALLEY MEDICAL CENTER			1	100%	1
Northern Nevada State Veterans Home		1			1
INTERNAL MEDICINE,SCOTTS VALLEY OFFICE, PALO ALTO MEDICAL FOUNDATION			1	100%	1
ASCENSION ST VINCENT'S - WESTSIDE			1	100%	1
AUTUMN HOUSE			1	100%	1
KINGMAN REGIONAL MEDICAL CENTER			1	100%	1

COVID-19: testing by laboratory

Data through May 1, 2021 verified as of May 2, 2021 at 09:25 AM

Data in this report are provisional and subject to change.

The numbers in the table below represent the number of Florida and non-Florida residents for whom test results were received by the Department of Health. A person can be tested by more than one laboratory and can have both positive and negative results. **Therefore, the sum of the numbers in each column will be larger than the total number of people tested.**

Reporting lab	Inconclusive	Negative	Positive	Percent positive	Total
Kroger 825 - The Little Clinic Dorothy Lane		1			1
			1	100%	1
SOUTH FLORIDA EVALUATION AND TREATMENT		1			1
HYDE PARK MEDICAL CENTER		1			1
Kroger 57 - The Little Clinic Jay C Charlestown		1			1
DEACONESS URGENT CARE CENTER			1	100%	1
COLUMBIA CREST CARE & RAHAB		1			1
ABBOTT LABORATORIES - OCCUPATIONAL HEALTH SERVICES			1	100%	1
Linley Park Rehabilitation & Healthcare Center		1			1
CLEVELAND CLINIC AKRON GENERAL			1	100%	1
MED CHOICE CENTER OF NORTH MIAMI			1	100%	1
INTEGRIS SEMINOLE EMERGENCY DEPT			1	100%	1
Vi at Aventura		1			1
Kroger 447 - The Little Clinic Lebanon		1			1
BAPTIST HEALTH EXPRESS CARE			1	100%	1
UNITYPOINT HEALTH TRINITY			1	100%	1
NORTH PALM BEACH DIALYSIS CENTER			1	100%	1
EMBASSY LAKES ARTIFICIAL KIDNEY CENTER			1	100%	1
STATE OF ALASKA			1	100%	1
WEST FLORIDA MEDICAL ASSOCIATES			1	100%	1
CORPUS CHRISTI MEDICAL CENTER			1	100%	1
SOUTHERN WINDS			1	100%	1
BOCA MEDICAL CARE			1	100%	1
ATMORE COMMUNITY HOSPITAL			1	100%	1
NAVAL BRANCH HEALTH CLINIC			1	100%	1
JOHNSON & JOHNSON VISION CARE-VISTAKON			1	100%	1
Kroger 49 - The Little Clinic Wichita - 21st St.			1	100%	1
HARRIS COUNTY PUBLIC HEALTH SERVICES			1	100%	1
PCR DIAGNOSTICS			1	100%	1
COUNTRYSIDE PEDIATRIC CARE PA			1	100%	1
COLUMBUS REGIONAL HOSPITAL			1	100%	1
POMPANO BEACH ARTIFICIAL KIDNEY CENTER			1	100%	1
MIL LAKE HEALTHCARE CENTER INC PEDIATRICS			1	100%	1
NEW YORK PRESBYTERIAN HOSPITAL			1	100%	1
LABTEST LLC LABTEST DIAGNOSTICS			1	100%	1
VALUE DRUG STORES INC		1			1
SUMMIT HEALTHCARE REGIONAL MEDICAL		1			1
MERITER LABORATORIES			1	100%	1
DOCTORS CHOICE HOME CARE INC			1	100%	1
Gulf Coast health and Rehabilitation, LLC		1			1
Westminster Canterbury Richmond		1			1
SV MOBILE HEALTH			1	100%	1
FAMILY PHYSICIANS OF WINTER PARK, INC			1	100%	1
CARLTON SHORES HEALTH AND REHABILITATION CENTER			1	100%	1
CLUB HEALTH AND REHABILITATION CENTER, THE		1			1
SHANDSCAIR FLIGHT PROGRAM			1	100%	1
AUTUMN CARE OF STATESVILLE, LLC		1			1

COVID-19: testing by laboratory

Data through May 1, 2021 verified as of May 2, 2021 at 09:25 AM

Data in this report are provisional and subject to change.

The numbers in the table below represent the number of Florida and non-Florida residents for whom test results were received by the Department of Health. A person can be tested by more than one laboratory and can have both positive and negative results. **Therefore, the sum of the numbers in each column will be larger than the total number of people tested.**

Reporting lab	Inconclusive	Negative	Positive	Percent positive	Total
FELD ENTERTAINMENT			1	100%	1
SEPULVEDA OUTPATIENT AND NURSING HOME CARE			1	100%	1
LAURELS OF NORWORTH		1			1
Kroger 419 - The Little Clinic Farmington/Exeter		1			1
Redwood Springs Healthcare			1	100%	1
MEDICAL CENTER			1	100%	1
MISSION HOSPITAL			1	100%	1
ADVANCED URGENT CARE PLLC		1			1
EPIC CARE PHARMACY		1			1
BEAUMONT HOSPITAL, GROSSE POINTE			1	100%	1
NULL			1	100%	1
WALGREENS #12322		1			1
TREASURE COAST COMMUNITY HEALTH INC			1	100%	1
LAKEVIEW REGIONAL HOSPITAL			1	100%	1
MEDICAL SPECIALISTS OF THE PALM BEACHES INC			1	100%	1
Encompass Health Littleton		1			1
IMA MEDICAL CENTER OF SOUTH WEST ORLANDO			1	100%	1
HEALTHPLUS			1	100%	1
CHC SOUTHWEST FLORIDA LAB-LIVE			1	100%	1
ALLIANCE MD DIRECT PRIMARY CARE			1	100%	1
Fulton County Medical Center Long Term Care			1	100%	1
ARNOLD PALMER HOSPITAL LAB POCT		1			1
ST. LUKES HOSPITAL			1	100%	1
MEDEXPRESS URGENT CARE, LEBANON		1			1
MEDICAL CLINIC OF HOUSTON			1	100%	1
Manor Care Health Care Services - Williamsport North		1			1
CAREATC - WISCONSIN PIPE-FITTERS			1	100%	1
CVS TX7431POCT ROWLETT		1			1
GREYSTONE HOME HEALTH OF GREATER ORLANDO LLC		1			1
BASCOM PALMER-MICRO LAB			1	100%	1
Metairie Healthcare Center			1	100%	1
REELFOOT FAMILY WALK-IN CLINIC		1			1
Kroger 699 - The Little Clinic Smyrna		1			1
SACRED HEART HEALTH SYSTEM- MIDWIFE PROGRAM			1	100%	1
OAKWOOD HOSPITAL - SOUTHSORE			1	100%	1
GENESEE COUNTY HEALTH DEPARTMENT		1			1
INDIANA STATE DEPARTMENT OF HEALTH CLINIC MICROBIOLOGY		1			1
Grays Harbor Health and Rehabilitation		1			1
MAYO CLINIC OUTPATIENT DIALYSIS CENTER			1	100%	1
COLE DIAGNOSTICS - BOISE		1			1
OAK HAVEN REHAB AND NURSING CENTER			1	100%	1
Lantern Park Specialty Care		1			1
MEDSTAR HEALTH URGENT CARE			1	100%	1
Senatobia Healthcare & Rehab		1			1
NEXTCARE NIFONG			1	100%	1
SUMMER PLACE NURSING & REHABILITATION		1			1
SOUTHWEST FLORIDA DIVISION LAB			1	100%	1

COVID-19: testing by laboratory

Data through May 1, 2021 verified as of May 2, 2021 at 09:25 AM

Data in this report are provisional and subject to change.

The numbers in the table below represent the number of Florida and non-Florida residents for whom test results were received by the Department of Health. A person can be tested by more than one laboratory and can have both positive and negative results. **Therefore, the sum of the numbers in each column will be larger than the total number of people tested.**

Reporting lab	Inconclusive	Negative	Positive	Percent positive	Total
Wildwood Healthcare		1			1
Community Resource and Referral Center		1			1
BORINQUEN HEALTH CENTER			1	100%	1
MEMORIAL URGENT CARE CENTER -			1	100%	1
MCLEOD MEMORIAL HOSPITAL CLARENDON			1	100%	1
RICHMOND MEDICAL CENTER FOR WOMEN		1			1
KISSIMMEE HOME TRAINING		1			1
STOPWATCH URGENT CARE			1	100%	1
THE MEDICAL CENTER AT BOWLING GREEN			1	100%	1
DUKE UNIVERSITY MEDICAL CENTER			1	100%	1
UNIVERSITY OF IOWA HOSPITALS & CLINICS			1	100%	1
MINNESOTA HERITAGE HOUSE		1			1
MAYO CLINICAL LABORATORIES		1			1
SIGNATURE HEALTHCARE OF BUCKHEAD		1			1
Churchman Village LLC		1			1
Willowbrooke Court at Normandy Farms Estates		1			1
Kroger 805 - The Little Clinic Lewis Center		1			1
ADVANCED LABORATORY SERVICES			1	100%	1
C A R E S		1			1
GEORGETOWN URGENT CARE			1	100%	1
Fairview			1	100%	1
LAS PALOMAS SENIOR LIVING		1			1
CVS / PHARMACY #10794			1	100%	1
Kingston of Miamisburg		1			1
SAINT FRANCIS HOSPITAL			1	100%	1
Lutheran Community at Telford		1			1
KID FIXERS		1			1
PARKVIEW OUTREACH COMMUNITY CENTER			1	100%	1
HEALTH ALLIANCE			1	100%	1
BAPTIST HOSPITAL FAMILY MEDICINE &			1	100%	1
USCG BASE MIAMI BEACH MEDICAL LAB		1			1
CONCENTRA - LEESBURG		1			1
CVS SC7012POCT BALLENTINE			1	100%	1
MYCLINIC, INC			1	100%	1
ROSE MEDICAL CENTER LAB			1	100%	1
GABRIELA GOLDSTEIN MD PA			1	100%	1
SANFORD LABORATORY BISMARCK			1	100%	1
SUTTER GOULD MEDICAL FOUNDATION			1	100%	1
COVENANT HEALTH		1			1
ELLIS HOSPITAL URGENT CARE CENTER LAB		1			1
NULEASE MEDICAL SOLUTIONS			1	100%	1
ACCESS MEDICAL GROUP OF TAMPA INC			1	100%	1
CATHEDRAL GERONTOLOGY CENTER DBA CATHEDRAL CARES			1	100%	1
VETERANS AFFAIRS MEDICAL CENTER - EAST ORANGE			1	100%	1
LCMC LAB SUBSECTION		1			1
LABWORKS LLC			1	100%	1
MEDCOR INC			1	100%	1

COVID-19: testing by laboratory

Data through May 1, 2021 verified as of May 2, 2021 at 09:25 AM

Data in this report are provisional and subject to change.

The numbers in the table below represent the number of Florida and non-Florida residents for whom test results were received by the Department of Health. A person can be tested by more than one laboratory and can have both positive and negative results. **Therefore, the sum of the numbers in each column will be larger than the total number of people tested.**

Reporting lab	Inconclusive	Negative	Positive	Percent positive	Total
EUGENE T FINAN, MD			1	100%	1
CHI ST VINCENT LITTLE ROCK DIAGNOSTIC CLINIC			1	100%	1
HEALTH PARTNERS LLC		1			1
WESTMORELAND REGIONAL HOSPITAL			1	100%	1
ST JOHNS PEDIATRICS PA		1			1
VA Central Western Massachusetts HCS		1			1
TRIHEALTH			1	100%	1
White River Health Care Center		1			1
AFFILIATED LABORATORIES INC			1	100%	1
SOUTHWESTERN VERMONT MEDICAL CENTER			1	100%	1
ARTIS SENIOR LIVING OF DAVIE, LLC		1			1
KATHY L ANDERSON DO PA			1	100%	1
BIOMAT ORLANDO		1			1
TOMAH VAMC			1	100%	1
CAPSTONE REHABILITATION AND HEALTHCARE		1			1
RED HOOK FAMILY PRACTICE		1			1
Valley View Health and Rehabilitation, LLC		1			1
CRESTVIEW MED CLIN LAB			1	100%	1
ADVENTHEALTH MEDICAL GROUP INTERNAL MEDICINE AT MILLS			1	100%	1
MID-FLORIDA CANCER CENTERS		1			1
MID FLORIDA COMMUNITY SERVICES			1	100%	1
GOOD PEDIATRICS			1	100%	1
bishop rehabilitation and nursing center		1			1
WEST PENSACOLA DIALYSIS CENTER			1	100%	1
UW MEDICINE CHU LAB			1	100%	1
JACK M MATHENY II MD			1	100%	1
ASSISTED LIVING AT TREZEVANT		1			1
DIVERSICARE OF BIG SPRINGS		1			1
TILE PHARMACY		1			1
SMITH			1	100%	1
PHYSICIANS PREMIER ER- BASTROP			1	100%	1
Walgreens #12695			1	100%	1
PATIENT FIRST-GENERAL BOOTH			1	100%	1
MOBILE MEDICAL UNIT- SAINT JOSEPH REG		1			1
DIGNITY HEALTH GOHEALTH		1			1
BEST CARE COMMUNITY AND FAMILY HEALTH CENTER INC			1	100%	1
CAREMOUNT MEDICAL PC		1			1
SHP WESTCHESTER LLC		1			1
VIRGINIA UROLOGY		1			1
INTEGRITY SPINE AND ORTHOPEDICS LLC			1	100%	1
MEDLABS OF FLORIDA LLC D/B/A MEDLABS DIAGNOSTICS		1			1
SIGNATURE CARE COLLEGE STATION			1	100%	1
ManorCare Yeadon		1			1
STAMFORD HOSPITAL			1	100%	1
Walgreens #17445		1			1
MARYLAND DEPARTMENT OF HEALTH AND MENTAL HYGIENE			1	100%	1
PEDIATRIC URGENT CARE CENTR OF FORT WORTH-LA GRAN			1	100%	1

COVID-19: testing by laboratory

Data through May 1, 2021 verified as of May 2, 2021 at 09:25 AM

Data in this report are provisional and subject to change.

The numbers in the table below represent the number of Florida and non-Florida residents for whom test results were received by the Department of Health. A person can be tested by more than one laboratory and can have both positive and negative results. **Therefore, the sum of the numbers in each column will be larger than the total number of people tested.**

Reporting lab	Inconclusive	Negative	Positive	Percent positive	Total
ALLIED PEDIATRICS & FAMILY MEDICINE			1	100%	1
CVS AZ9374POCT TUCSON		1			1
ARTESIAN HOME		1			1
SAINT AGNES HOSPITAL			1	100%	1
APEX HOME HEALTHCARE			1	100%	1
YOUR HEALTH PEDIATRICS			1	100%	1
MOUNTAINVIEW URGENT CARE VALLEY		1			1
TERRELL URGENT CARE			1	100%	1
FAIRVIEW HOSPITAL			1	100%	1
Troy Center for Rehabilitation & Nursing		1			1
NFRC CLINICAL LAB			1	100%	1
ANDERSON REGIONAL MEDICAL CENTER			1	100%	1
DR Q PEDIATRICS			1	100%	1
GRAND VIEW HOSPITAL			1	100%	1
PRIMARY CARE & PEDIATRICS - SHEPHERSTOWN		1			1
ADVENT HEALTH MEDICAL GROUP MULTISPECIALTY			1	100%	1
WALGREENS #01398			1	100%	1
VIP FAMILY PRACTICE			1	100%	1
GRIFOLS IH CENTER AND CLINICAL LABORATORY			1	100%	1
Chateau Dville Rehab & Retirement		1			1
MCH PHYSICIANS GROUP			1	100%	1
Kroger 006 - The Little Clinic Uintah Gardens		1			1
Valley Center (WV)			1	100%	1
ADVENTHEALTH MEDICAL GROUP FAMILY			1	100%	1
Grangeville Health and Rehab		1			1
WVU MEDICINE - WESTON			1	100%	1
ADDINGTON PLACE EAST LAKE		1			1
Kroger 395 - The Little Clinic Blanchester		1			1
ST GERARD'S COMMUNITY OF CARE		1			1
Quince Nursing and Rehabilitation Center		1			1
Friendship Manor Inc.		1			1
UHS BINGHAMTON GENERAL			1	100%	1
Absolut Care of Gasport		1			1
VA COMMUNITY BASED CLINIC - LAKE CITY			1	100%	1
WALGREENS #09456		1			1
MARINA DEL REY HOSPITAL LAB			1	100%	1
THE MEDICAL CENTER AT SCOTTSVILLE			1	100%	1
AMERICAN LAB LLC		1			1
KNOX COMMUNITY HOSPITAL			1	100%	1
MINUTECLINIC DIAGNOSTIC OF TN PC #6437		1			1
MEDHELP			1	100%	1
MEDEXPRESS URGENT CARE - WAYNESBURG		1			1
FAMILY MEDICAL CLINIC KENDALL LLC			1	100%	1
CORNERSTONE OF RECOVERY INC		1			1
INHEALTH LIFE SCIENCES LLC			1	100%	1
Smg/North Jersey Hematology & Oncology		1			1
KIDSVILLE PEDIATRICS III PA			1	100%	1

COVID-19: testing by laboratory

Data through May 1, 2021 verified as of May 2, 2021 at 09:25 AM

Data in this report are provisional and subject to change.

The numbers in the table below represent the number of Florida and non-Florida residents for whom test results were received by the Department of Health. A person can be tested by more than one laboratory and can have both positive and negative results. **Therefore, the sum of the numbers in each column will be larger than the total number of people tested.**

Reporting lab	Inconclusive	Negative	Positive	Percent positive	Total
PHYSICIANS OF CENTRAL FLORIDA			1	100%	1
Citadel		1			1
PLEASANT RIDGE MANOR WEST		1			1
ARIZONA STATE LABORATORY			1	100%	1
GARDENS PEDIATRICS LAB			1	100%	1
PARK CITY HOSPITAL - RESPIRATORY CARE SERVICES			1	100%	1
ACCULAB			1	100%	1
Parkview Care Center			1	100%	1
DORNOCH PLACE DEL PRADO		1			1
INTERMOUNTAIN HEALTHCARE LABORATORY SERVICES			1	100%	1
PATIENT FIRST - WOODBURY		1			1
MARTINSVILLE HEALTH AND REHAB			1	100%	1
THE READING HOSPITAL AND MEDICAL CENTER			1	100%	1
CDPH K-12 SCHOOL LABORATORIES (HILLSBOROUGH CITY SCHOOL DISTRICT)			1	100%	1
PEDIATRIC ASSOCIATES OF ORLANDO			1	100%	1
HEALTH CLINIC,THE		1			1
Piedmont Crossing		1			1
Alden Lincoln Park			1	100%	1
ASHLEY PEDIATRICS DAY AND NIGHT CLINIC			1	100%	1
LAKE MARY OPTUM FLORIDA			1	100%	1
LAKELAND MEDICAL CENTER			1	100%	1
UFHEALTH			1	100%	1
CVS NE8626POCT LINCOLN		1			1
Pelican Health Norfolk			1	100%	1
ALIMETRIX INC		1			1
TRUECARE24			1	100%	1
Kroger 670 - The Little Clinic Dawson Forest Rd & Hwy 19		1			1
TMH PHYSICIAN PARTNERS QUINCY			1	100%	1
ADVANCED RESEARCH INSTITUTE			1	100%	1
NORTH FLORIDA CHILD DEVELOPMENT, INC			1	100%	1
ORMC-ARDEN/EOI			1	100%	1
CHILTON MEDICAL CENTER		1			1
CARE STATION MEDICAL GROUP		1			1
MODERN URGENT CARE			1	100%	1
ALL PEDIATRIC CARE PA			1	100%	1
CARDIOLOGY AND FITNESS MEDICINE		1			1
Waddell Nursing & Rehab Center		1			1
VANAJA SUREDDI MD PA			1	100%	1
SC-GA2018 THE RIDGE REHABILITATION & H		1			1
CVS MA1875POCT ASHLAND			1	100%	1
QUICKCARE HEALTH, INC			1	100%	1
ASUNCION HOME HEALTH CARE CORP			1	100%	1
BROOKDALE FORT MYERS LAKES PARK			1	100%	1
PASTEUR MEDICAL CENTER LLC		1			1
Keller Landing Center		1			1
Longwood Community Living Center		1			1
Brookdale Southside			1	100%	1

COVID-19: testing by laboratory

Data through May 1, 2021 verified as of May 2, 2021 at 09:25 AM

Data in this report are provisional and subject to change.

The numbers in the table below represent the number of Florida and non-Florida residents for whom test results were received by the Department of Health. A person can be tested by more than one laboratory and can have both positive and negative results. **Therefore, the sum of the numbers in each column will be larger than the total number of people tested.**

Reporting lab	Inconclusive	Negative	Positive	Percent positive	Total
Kroger 629 - The Little Clinic Cartersville, GA Hwy 41		1			1
LOGAN COUNTY HOSPITAL			1	100%	1
WAYCROSS INTRTNAL MEDICINE			1	100%	1
WALKERS DRUG STORE			1	100%	1
Mission Arch Center		1			1
TRAVIS LEE THOMPSON MD			1	100%	1
DR. K PEDIATRICS			1	100%	1
EUROFINS PHOENIX			1	100%	1
AIRPORT MEDICAL SOLUTIONS ORLANDO			1	100%	1
Vibralife of El Paso Rehabilitation Center			1	100%	1
PARTNERS IN PRIMARY CARE		1			1
GOOD SHEPHERD HEALTH SYSTEM			1	100%	1
SPECIALTY DRUG TESTING			1	100%	1
GUILFORD IMMEDIATE CARE, SYAH, LLC		1			1
Kroger 016 - The Little Clinic Centennial		1			1
COMMUNITY MEDICAL CARE			1	100%	1
PARK AVENUE DERMATOLOGY NORTH			1	100%	1
CVS IL5822POCT MOKENA		1			1
FIVE STAR PREMIER RESIDENCES OF POMPANO BEACH			1	100%	1
BAXTER REGIONAL MEDICAL CENTER			1	100%	1
HOWELL BRANCH COURT			1	100%	1
Medicalodges Neosho			1	100%	1
LAKELAND REGIONAL HEALTH AUBURNDALE		1			1
UNITED HOSPITAL CENTER LABORATORY			1	100%	1
MEMORIAL HOSPITAL MIRAMAR WAIVED TESTING			1	100%	1
AUBURNDALE DOCTOR TODAY			1	100%	1
Kroger 518 - The Little Clinic Hermitage		1			1
GREATER MIAMI DIALYSIS			1	100%	1
BOTTINEAU GOOD SAMARITAN CENTER		1			1
CENTRAL FLORIDA HOSPITALIST			1	100%	1
PRIMEX CLINICAL LABORATORIES INC			1	100%	1
UT MD ANDERSON CANCER CENTER-TUMOR MARKER LAB			1	100%	1
Peninsula Nursing and Rehabilitation Center		1			1
Avista Nursing and Rehab			1	100%	1
NORTHERN KENTUCKY HEALTH DEPARTMENT			1	100%	1
MOUNT SINAI COMPREHENSIVE CANCER CENTER			1	100%	1
LEE HEALTH KIDS URGENT CARE		1			1
RANDOLPH-MACON COLLEGE			1	100%	1
LOWER KEYS COMMUNITY HEALTH CENTER			1	100%	1
DR BAWA AND ASSOCIATES			1	100%	1
ADVANCED INDIVIDUALIZED MEDICINE OF NAPLES			1	100%	1
ST LUKE'S CORNWALL HOSPITAL N			1	100%	1
MARQUETTE GENERAL HOSPITAL			1	100%	1
Brakeley Park Center		1			1
AMERICAN DRUG TESTING LAB LLC			1	100%	1
WMC HEALTH GROUP OF KISSIMMEE LLC			1	100%	1
RIO GRANDE REGIONAL HOSPITAL FAMILY PRACTICE CLINC			1	100%	1

COVID-19: testing by laboratory

Data through May 1, 2021 verified as of May 2, 2021 at 09:25 AM

Data in this report are provisional and subject to change.

The numbers in the table below represent the number of Florida and non-Florida residents for whom test results were received by the Department of Health. A person can be tested by more than one laboratory and can have both positive and negative results. **Therefore, the sum of the numbers in each column will be larger than the total number of people tested.**

Reporting lab	Inconclusive	Negative	Positive	Percent positive	Total
CVS AZ3749POCT GOODYEAR		1			1
JOSEPH REINA PHARMACY INC DBA JRX PHAR		1			1
CHIPLEY DIALYSIS			1	100%	1
CVS AZ7855POCT TUCSON		1			1
BRONSON METHODIST HOSPITAL			1	100%	1
WATERS EDGE ELEMENTARY SCHOOL			1	100%	1
PEDIATRIC ASSOCIATES - MIAMI LAKES		1			1
Piqua Manor		1			1
NORDX			1	100%	1
APS-SUMMIT CARE PHARMACY, LLC DBA OMNICARE		1			1
BRITTNEY WHELIHAN IRWIN ARNP LLC			1	100%	1
BLUFFTON HEALTH CENTER			1	100%	1
GINKGO BIOWORKS INC (CONCENTRIC)		1			1
DPH OP LAB			1	100%	1
Long Beach Care Center			1	100%	1
HEART HOSPITAL OF LAFAYETTE: EMERGENCY ROOM			1	100%	1
Kroger 519 - The Little Clinic Staples Mill Road		1			1
GATEWAY LABORATORIES		1			1
LABORATORY SERVICES SGHS - CAMDEN		1			1
FLORIDA WATERMAN HOSPITAL			1	100%	1
Portsmouth Health and Rehab			1	100%	1
NEW ERA HEALTH CENTER INC		1			1
HEALTHCARE PARTNERS FAMILY MEDICINE LLC			1	100%	1
JUPITER MEDICAL GROUP			1	100%	1
DORAL KIDNEY CENTER			1	100%	1
WAYNE COUNTY PUBLIC HEALTH		1			1
MOUNT DORA DIALYSIS			1	100%	1
TAMPA GENERAL MEDICAL GROUP LABORATORY HEALTHPARK			1	100%	1
MEDEXPRESS URGENT CARE - LINDEN		1			1
BMC MAYPORT			1	100%	1
North Ottawa Care Center at Heartwood Lodge		1			1
NEMOURS CHILDREN'S PRIMARY CARE			1	100%	1
RELIANCE HOME HEALTH CARE INC		1			1
TRUCARE LIVING CENTERS - SELMA			1	100%	1
ST JOHN'S MEDICAL CENTER, TETON VILLAGE			1	100%	1
FOUNDCARE HEALTH			1	100%	1
GOOD SAMARITAN SOCIETY - DE SMET		1			1
PORTSMOUTH REG. HOSPITAL			1	100%	1
MISSOURI DEPARTMENT OF HEALTH AND SENIOR SERVICES - STATE PH LAB		1			1
Kroger 532 - The Little Clinic Murfreesboro		1			1
LEE MEMORIAL HOSPITAL OUTPATIENT SURGERY CENTER			1	100%	1
MERITUS MEDICAL CENTER			1	100%	1
Summit Medical Group Morristown Oncology		1			1
INTERNAL MEDICINE EMILIA MURRAY MD PA		1			1
Illiana HCS -Danville VAMC		1			1
XSTREMEMD			1	100%	1
UPMC NORTHWEST HOSPITAL			1	100%	1

COVID-19: testing by laboratory

Data through May 1, 2021 verified as of May 2, 2021 at 09:25 AM

Data in this report are provisional and subject to change.

The numbers in the table below represent the number of Florida and non-Florida residents for whom test results were received by the Department of Health. A person can be tested by more than one laboratory and can have both positive and negative results. **Therefore, the sum of the numbers in each column will be larger than the total number of people tested.**

Reporting lab	Inconclusive	Negative	Positive	Percent positive	Total
DEERFIELD BEACH REHABILITATION AND NURSING			1	100%	1
ADVOCATE GOOD SAMARITAN			1	100%	1
LOUISIANA STATE LAB			1	100%	1
Kroger 523 - The Little Clinic Dickson			1	100%	1
Orange City Nursing and Rehab Center			1	100%	1
SOUTHEASTERN INTEGRATED MEDICAL PL			1	100%	1
Excel Care Center			1	100%	1
SANTA CRUZ COUNTY HEALTH SERVICES			1	100%	1
NEW RIVER HEALTH DISTRICT			1	100%	1
Juniper Village at Bucks County		1			1
Robert J Dole VAMC		1			1
CONCIERGE IV NUTRITION			1	100%	1
NICKLAUS CHILDREN'S DORAL OUTPATIENT CENTER			1	100%	1
PALMETTO CHARTER SCHOOL		1			1
ADVENTHEALTH MEDICAL GROUP PEDIATRICS DIABETES &			1	100%	1
WRIGHT PATTERSON AFB MEDICAL CENTER			1	100%	1
WEST FLORIDA HOSPITAL LABORATORY			1	100%	1
Good Samaritan Society - Albion		1			1
Regency Square			1	100%	1
PARK AVENUE MEDICAL PROFESSIONALS PC		1			1
WELLMED AT LINEBAUGH AVE			1	100%	1
MEDTOWN PHARMACY			1	100%	1
HEALTHALLIANCE HOSPITAL LABORATORY		1			1
YOUTH HEALTH CENTER OF HUNTINGTON		1			1
CVS AZ4795POCT MESA		1			1
RESIDENCES AT MIAMI / REIGN GARDENS LLC, THE			1	100%	1
BROCK HUGHES MEDICAL CENTER			1	100%	1
Kroger - KR070300083			1	100%	1
Ideal Senior Living Center		1			1
MEDCARE QUALITY MEDICAL CENTER LLC			1	100%	1
Total	105,517	19,797,369	2,900,615	13%	22,803,501