

COVID-19: summary of cases and monitoring

Data through May 2, 2021 verified as of May 3, 2021 at 09:25 AM

Data in this report are provisional and subject to change.

Cases: people with positive PCR or antigen test result		Cases: people with positive PCR or antigen test result	
Total cases		Risk factors for Florida residents	
Florida residents	2,203,807	Traveled	17,611
Non-Florida residents	42,046	Contact with a known case	879,006
Type of testing		Traveled and contact with a known case	24,003
Florida residents	2,203,807	Neither	1,283,187
Positive by BPHL/CDC	80,570	No travel and no contact	265,666
Positive by commercial/hospital lab	2,123,237	Travel is unknown	724,416
PCR positive	1,759,168	Contact is unknown	488,480
Antigen positive	444,639	Contact is pending	460,003
Non-Florida residents	42,046	Travel can be unknown and contact can be unknown or pending for the same case, these numbers will sum to more than the "neither" total.	
Positive by BPHL/CDC	996		
Positive by commercial/hospital lab	41,050		
PCR positive	28,602		
Antigen positive	13,444		
Characteristics			
Florida residents hospitalized	90,889		
Florida resident deaths	35,307		
Non-Florida resident deaths	702		
Hospitalized counts include anyone who was hospitalized at some point during their illness. It does not reflect the number of people currently hospitalized.			
More information on deaths identified through death certificate data is available on the National Center for Health Statistics website at www.cdc.gov/nchs/nvss/vsrr/COVID19/index.htm .			

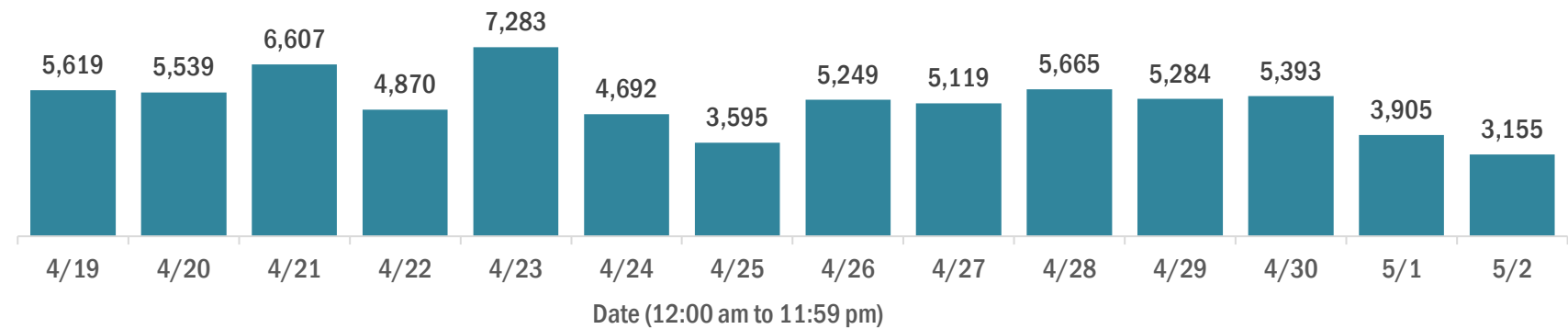
COVID-19: summary of laboratory testing

Data through May 2, 2021 verified as of May 3, 2021 at 09:25 AM

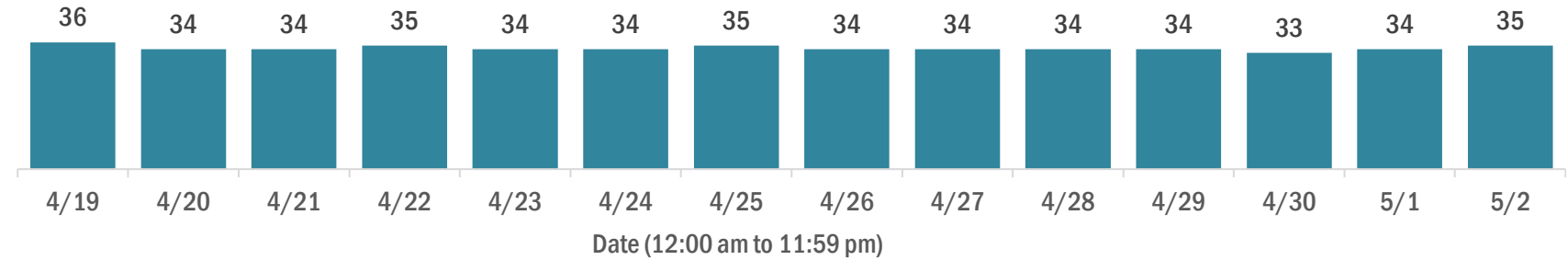
Data in this report are provisional and subject to change.

Cases in Florida residents per day for the past 2 weeks

Number of cases per day



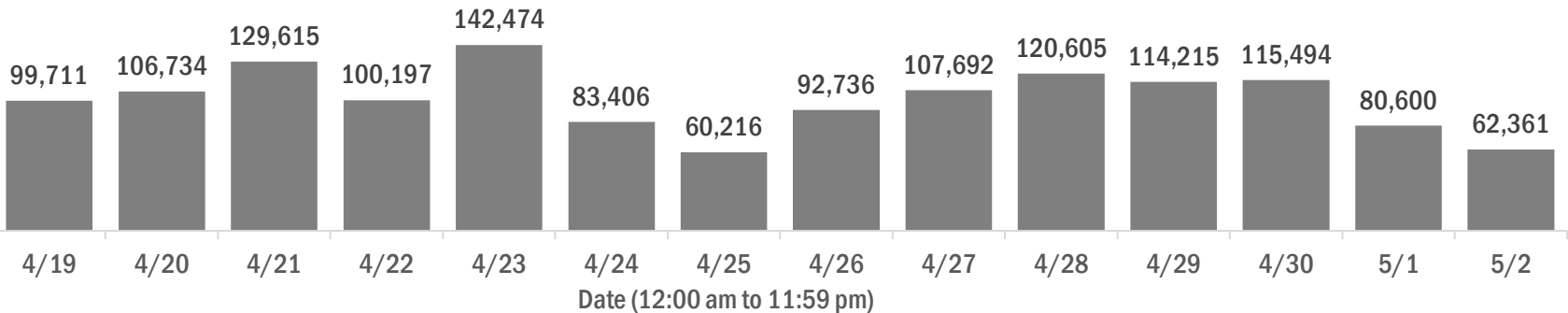
Median age of cases by day



Laboratory testing for Florida residents over the past 2 weeks

Number of Florida residents tested per day

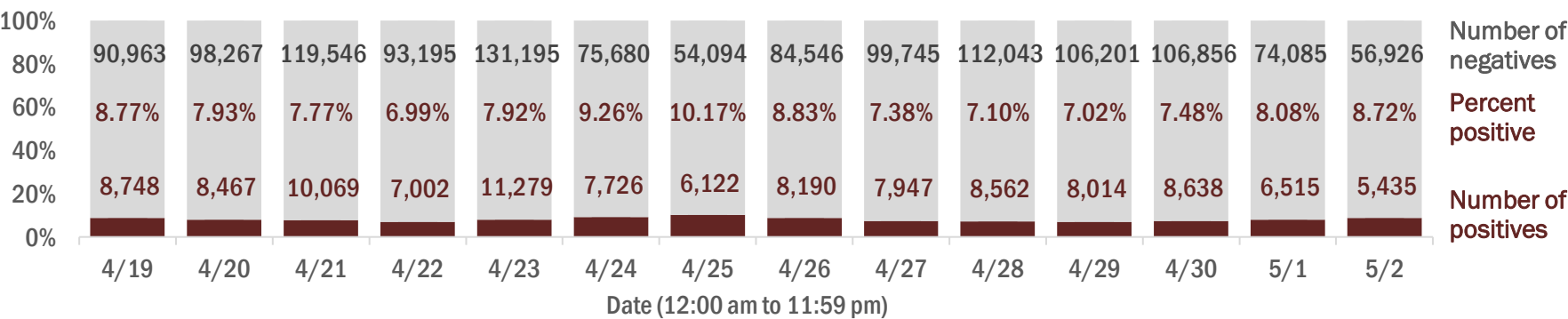
These counts include the number of people for whom the Department received PCR or antigen laboratory results by day. People tested on multiple days will be included for each day a new result was received. A person is only counted once for each day they are tested, regardless of whether multiple specimens are tested or multiple results are received.



Number and percent of Florida residents with positive test results

The percent of positive results ranged from 6.99% to 10.17% over the past 2 weeks and was 8.72% yesterday.

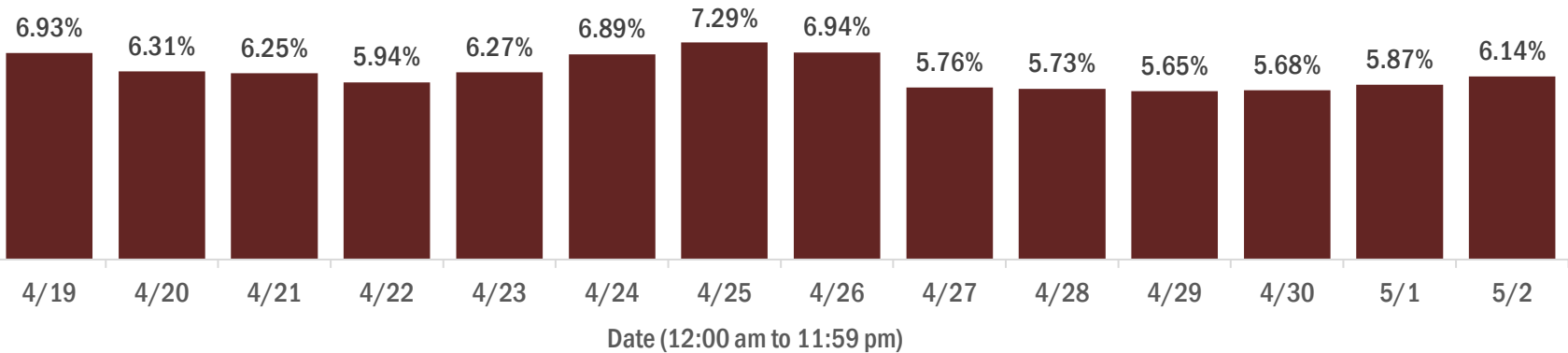
These counts include the number of people for whom the Department received PCR or antigen laboratory results by day. People tested on multiple days will be included for each day a new result was received. A person is only counted once for each day they are tested, regardless of whether multiple specimens are tested or multiple results are received. If a person has a positive specimen and a negative specimen in the same day, only the positive result is counted.



Percent positivity for new cases in Florida residents

The percent of positive results ranged from 5.65% to 7.29% over the past 2 weeks and was 6.14% yesterday.

This percent is the number of people who test PCR- or antigen-positive for the first time divided by all the people tested that day, excluding people who have previously tested positive.



COVID-19: characteristics of 2,203,807 Florida resident cases

Data through May 2, 2021 verified as of May 3, 2021 at 09:25 AM

Data in this report are provisional and subject to change.

Age group	Cases		Hospitalizations		Deaths	
0-4 years	46,831	<div><div></div></div> 2%	616	<div><div></div></div> 1%	1	0%
5-14 years	146,344	<div><div></div></div> 7%	608	<div><div></div></div> 1%	5	0%
15-24 years	344,455	<div><div></div></div> 16%	2,313	<div><div></div></div> 3%	46	0%
25-34 years	387,061	<div><div></div></div> 18%	4,512	<div><div></div></div> 5%	202	1%
35-44 years	344,057	<div><div></div></div> 16%	6,729	<div><div></div></div> 7%	558	2%
45-54 years	334,600	<div><div></div></div> 15%	10,423	<div><div></div></div> 11%	1,402	4%
55-64 years	286,283	<div><div></div></div> 13%	15,682	<div><div></div></div> 17%	3,907	11%
65-74 years	173,315	<div><div></div></div> 8%	18,835	<div><div></div></div> 21%	7,547	21%
75-84 years	95,064	<div><div></div></div> 4%	18,716	<div><div></div></div> 21%	10,679	30%
85+ years	44,179	<div><div></div></div> 2%	12,445	<div><div></div></div> 14%	10,960	31%
Unknown	1,618	<div><div></div></div> 0%	10	<div><div></div></div> 0%	0	0%
Total	2,203,807		90,889		35,307	

Gender	Cases	
Female	1,152,064	<div><div></div></div> 52%
Male	1,032,036	<div><div></div></div> 47%
Unknown	19,707	<div><div></div></div> 1%
Total	2,203,807	

Ethnicity	Cases		Hospitalizations		Deaths	
Hispanic	716,913	<div><div></div></div> 33%	23,142	<div><div></div></div> 25%	8,306	<div><div></div></div> 24%
Non-Hispanic	1,079,459	<div><div></div></div> 49%	63,615	<div><div></div></div> 70%	24,815	<div><div></div></div> 70%
Unknown	407,435	<div><div></div></div> 18%	4,132	<div><div></div></div> 5%	2,186	<div><div></div></div> 6%
Total	2,203,807		90,889		35,307	

Race and ethnicity	Cases		Hospitalizations		Deaths	
White	1,257,074	<div><div></div></div> 57%	59,704	<div><div></div></div> 66%	25,880	<div><div></div></div> 73%
Hispanic	477,348	<div><div></div></div> 22%	16,581	<div><div></div></div> 18%	6,648	<div><div></div></div> 19%
Non-Hispanic	689,736	<div><div></div></div> 31%	41,386	<div><div></div></div> 46%	18,131	<div><div></div></div> 51%
Unknown	89,990	<div><div></div></div> 4%	1,737	<div><div></div></div> 2%	1,101	<div><div></div></div> 3%
Black	291,349	<div><div></div></div> 13%	18,892	<div><div></div></div> 21%	5,673	<div><div></div></div> 16%
Hispanic	17,447	<div><div></div></div> 1%	810	<div><div></div></div> 1%	239	<div><div></div></div> 1%
Non-Hispanic	251,795	<div><div></div></div> 11%	17,712	<div><div></div></div> 19%	5,266	<div><div></div></div> 15%
Unknown	22,107	<div><div></div></div> 1%	370	<div><div></div></div> 0%	168	<div><div></div></div> 0%
Other race	343,411	<div><div></div></div> 16%	9,957	<div><div></div></div> 11%	2,780	<div><div></div></div> 8%
Hispanic	172,377	<div><div></div></div> 8%	5,260	<div><div></div></div> 6%	1,244	<div><div></div></div> 4%
Non-Hispanic	118,219	<div><div></div></div> 5%	4,246	<div><div></div></div> 5%	1,311	<div><div></div></div> 4%
Unknown	52,815	<div><div></div></div> 2%	451	<div><div></div></div> 0%	225	<div><div></div></div> 1%
Unknown race	311,973	<div><div></div></div> 14%	2,336	<div><div></div></div> 3%	974	<div><div></div></div> 3%
Hispanic	49,741	<div><div></div></div> 2%	491	<div><div></div></div> 1%	175	<div><div></div></div> 0%
Non-Hispanic	19,709	<div><div></div></div> 1%	271	<div><div></div></div> 0%	107	<div><div></div></div> 0%
Unknown	242,523	<div><div></div></div> 11%	1,574	<div><div></div></div> 2%	692	<div><div></div></div> 2%
Total	2,203,807		90,889		35,307	

Hospitalization counts include anyone who was hospitalized at some point during their illness. It does not reflect the number of people currently hospitalized. **Other race** includes any person with a race of American Indian/Alaskan native, Asian, native Hawaiian/Pacific Islander, or other.

COVID-19: deaths in Florida residents and staff of long-term care facilities

Data through May 2, 2021 verified as of May 3, 2021 at 09:25 AM

Data in this report are provisional and subject to change.

For current cases in residents or staff of long-term care facilities, please visit: <https://floridahealthcovid19.gov/>

CountyDeaths				CountyDeaths				CountyDeaths			
Palm Beach	1071	<div></div>	9%	Okaloosa	166	<div></div>	1%	Madison	20	<div></div>	0%
Dade	1018	<div></div>	9%	Hernando	161	<div></div>	1%	Calhoun	18	<div></div>	0%
Pinellas	900	<div></div>	8%	Osceola	141	<div></div>	1%	Gulf	17	<div></div>	0%
Broward	691	<div></div>	6%	Charlotte	138	<div></div>	1%	Flagler	16	<div></div>	0%
Hillsborough	585	<div></div>	5%	Indian River	124	<div></div>	1%	Wakulla	16	<div></div>	0%
Duval	444	<div></div>	4%	Clay	122	<div></div>	1%	Bradford	14	<div></div>	0%
Polk	434	<div></div>	4%	Leon	100	<div></div>	1%	Washington	13	<div></div>	0%
Brevard	409	<div></div>	4%	Highlands	96	<div></div>	1%	Baker	12	<div></div>	0%
Orange	405	<div></div>	4%	Bay	92	<div></div>	1%	Holmes	12	<div></div>	0%
Sarasota	399	<div></div>	4%	Jackson	87	<div></div>	1%	Jefferson	12	<div></div>	0%
Lee	345	<div></div>	3%	St. Johns	86	<div></div>	1%	Gadsden	10	<div></div>	0%
Marion	335	<div></div>	3%	Santa Rosa	82	<div></div>	1%	Lafayette	10	<div></div>	0%
Volusia	298	<div></div>	3%	Alachua	80	<div></div>	1%	Franklin	9	<div></div>	0%
Escambia	283	<div></div>	3%	Suwannee	60	<div></div>	1%	Levy	7	<div></div>	0%
St. Lucie	247	<div></div>	2%	Columbia	52	<div></div>	0%	Desoto	6	<div></div>	0%
Seminole	233	<div></div>	2%	Putnam	45	<div></div>	0%	Dixie	5	<div></div>	0%
Lake	230	<div></div>	2%	Sumter	44	<div></div>	0%	Monroe	5	<div></div>	0%
Pasco	226	<div></div>	2%	Nassau	34	<div></div>	0%	Taylor	3	<div></div>	0%
Collier	194	<div></div>	2%	Walton	30	<div></div>	0%	Hardee	2	<div></div>	0%
Manatee	193	<div></div>	2%	Hendry	29	<div></div>	0%	Hamilton	1	<div></div>	0%
Citrus	177	<div></div>	2%	Okeechobee	24	<div></div>	0%	Liberty	1	<div></div>	0%
Martin	174	<div></div>	2%	Gilchrist	21	<div></div>	0%	Total	11,314		

Note: cases are summarized by the county of usual residence. Residents and staff may be cases associated with facilities that are not in their county of usual residence, resulting in cases being included below for counties that do not have facilities with known cases.

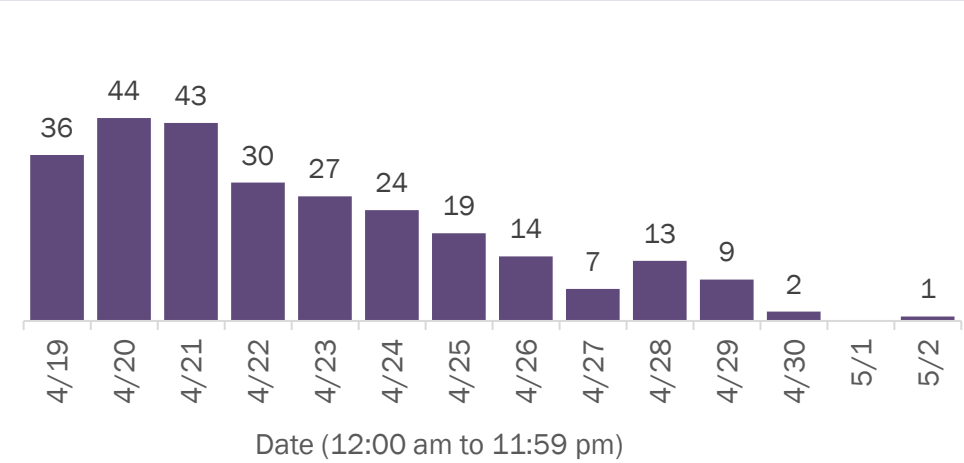
COVID-19: cases in Florida residents who have died

Data through May 2, 2021 verified as of May 3, 2021 at 09:25 AM

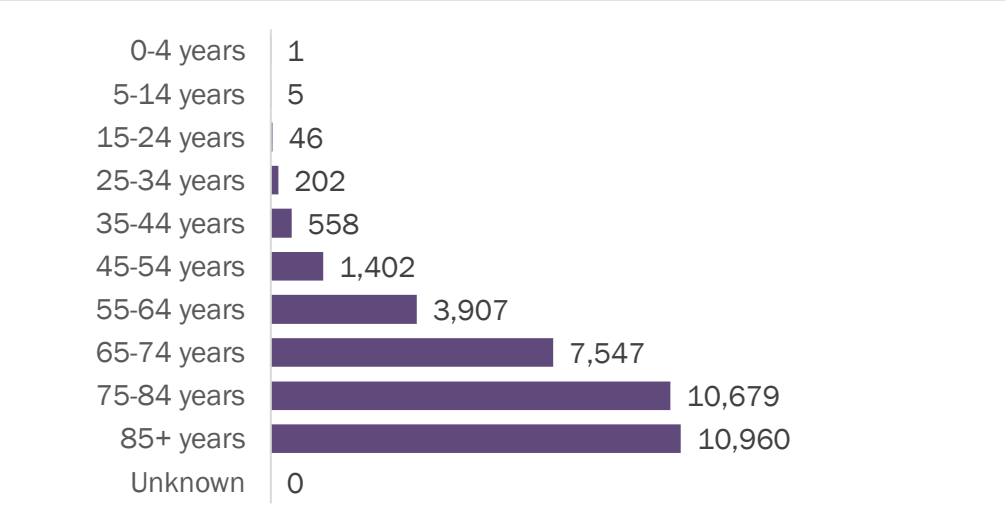
Data in this report are provisional and subject to change.

Demographics for all identified COVID-19 deaths: 35,307

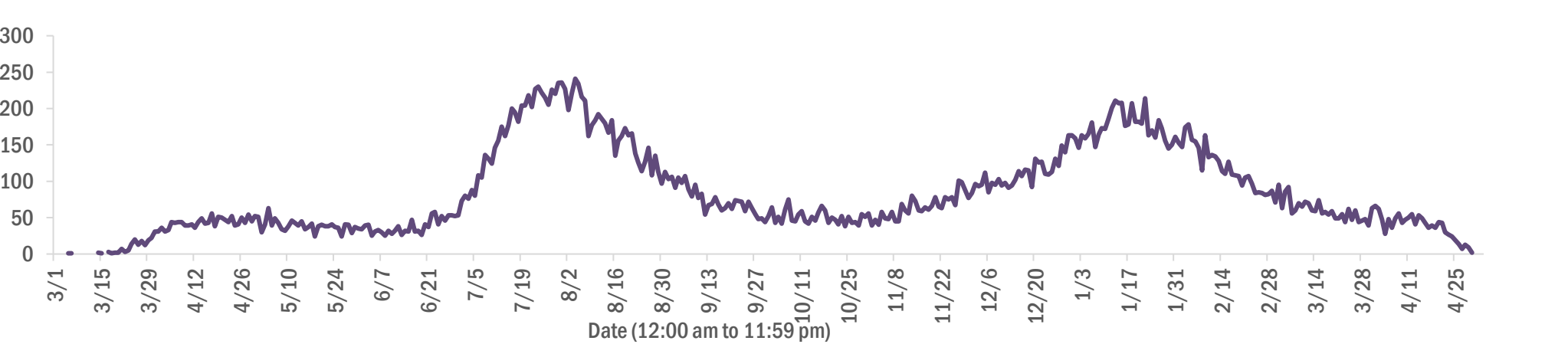
Deaths by date of death for the past 2 weeks



Deaths by age group



Deaths by date of death since March 2020



Age group	Deaths	Cases	Case fatality rate	Mortality rate per 100,000 population
0-4 years	1	46,831	0.0%	0.1
5-14 years	5	146,344	0.0%	0.2
15-24 years	46	344,455	0.0%	1.8
25-34 years	202	387,061	0.1%	7.1
35-44 years	558	344,057	0.2%	21.4
45-54 years	1,402	334,600	0.4%	50.3
55-64 years	3,907	286,283	1.4%	135.1
65-74 years	7,547	173,315	4.4%	311.0
75-84 years	10,679	95,064	11.2%	760.5
85+ years	10,960	44,179	24.8%	1897.7
Unknown	0	1,618	0.0%	
Total	35,307	2,203,807	1.6%	163.5

Race	Deaths	Cases	Case fatality rate	Mortality rate per 100,000 population
White	25,880	1,257,074	2.1%	155.0
Black	5,673	291,349	1.9%	155.1
Other	2,780	343,411	0.8%	223.4
Unknown	974	311,973	0.3%	
Total	35,307	2,203,807	1.6%	163.5

Gender	Deaths	Cases	Case fatality rate	Mortality rate per 100,000 population
Male	19,808	1,032,036	1.9%	187.6
Female	15,499	1,152,064	1.3%	140.4
Unknown	0	19,707	0.0%	
Total	35,307	2,203,807	1.6%	163.5

Ethnicity	Deaths	Cases	Case fatality rate	Mortality rate per 100,000 population
Non-Hispanic	24,815	1,079,459	2.3%	155.9
Hispanic	8,306	716,913	1.2%	146.3
Unknown	2,186	407,435	0.5%	
Total	35,307	2,203,807	1.6%	163.5

COVID-19: characteristics of 2,203,807 cases

Data through May 2, 2021 verified as of May 3, 2021 at 09:25 AM

Data in this report are provisional and subject to change.

Tables below include cases in Florida residents and non-Florida residents.

All 67 Florida counties have cases:

County	FL resident cases		Non-FL resident cases	Total cases	FL resident deaths	FL death rate
Dade	479,616	<div></div> 22%	6,409	486,025	6,186	1.3%
Broward	234,664	<div></div> 11%	2,846	237,510	2,905	1.2%
Palm Beach	141,315	<div></div> 6%	2,589	143,904	2,774	2.0%
Orange	135,006	<div></div> 6%	2,151	137,157	1,252	0.9%
Hillsborough	135,064	<div></div> 6%	1,153	136,217	1,713	1.3%
Duval	96,122	<div></div> 4%	1,597	97,719	1,402	1.5%
Pinellas	77,216	<div></div> 4%	1,930	79,146	1,613	2.1%
Lee	67,678	<div></div> 3%	2,296	69,974	959	1.4%
Polk	67,635	<div></div> 3%	479	68,114	1,310	1.9%
Osceola	43,595	<div></div> 2%	786	44,381	502	1.2%
Volusia	42,197	<div></div> 2%	763	42,960	796	1.9%
Brevard	40,466	<div></div> 2%	717	41,183	862	2.1%
Pasco	40,638	<div></div> 2%	346	40,984	743	1.8%
Manatee	37,476	<div></div> 2%	879	38,355	668	1.8%
Escambia	32,339	<div></div> 1%	3,676	36,015	680	2.1%
Collier	34,226	<div></div> 2%	1,349	35,575	528	1.5%
Seminole	33,629	<div></div> 2%	256	33,885	493	1.5%
Sarasota	31,002	<div></div> 1%	1,574	32,576	812	2.6%
Leon	30,789	<div></div> 1%	919	31,708	317	1.0%
Marion	30,789	<div></div> 1%	160	30,949	958	3.1%
Lake	28,952	<div></div> 1%	516	29,468	633	2.2%
St. Lucie	26,003	<div></div> 1%	194	26,197	626	2.4%
Alachua	24,418	<div></div> 1%	299	24,717	275	1.1%
St. Johns	22,184	<div></div> 1%	309	22,493	209	0.9%
Okaloosa	20,252	<div></div> 1%	227	20,479	361	1.8%
Bay	19,254	<div></div> 1%	800	20,054	386	2.0%
Clay	18,457	<div></div> 1%	52	18,509	340	1.8%
Santa Rosa	17,920	<div></div> 1%	248	18,168	285	1.6%
Hernando	13,738	<div></div> 1%	106	13,844	459	3.3%
Charlotte	12,580	<div></div> 1%	215	12,795	418	3.3%
Indian River	12,347	<div></div> 1%	110	12,457	299	2.4%
Martin	12,001	<div></div> 1%	235	12,236	320	2.7%
Citrus	10,937	<div></div> 0%	99	11,036	445	4.1%
Sumter	9,186	<div></div> 0%	108	9,294	275	3.0%
Highlands	8,387	<div></div> 0%	95	8,482	351	4.2%

County	FL resident cases		Non-FL resident cases	Total cases	FL resident deaths	FL death rate
Nassau	7,896	<div></div> 0%	445	8,341	124	1.6%
Columbia	8,054	<div></div> 0%	44	8,098	169	2.1%
Walton	6,896	<div></div> 0%	863	7,759	87	1.3%
Flagler	7,145	<div></div> 0%	100	7,245	111	1.6%
Monroe	6,533	<div></div> 0%	398	6,931	49	0.8%
Putnam	6,435	<div></div> 0%	22	6,457	148	2.3%
Jackson	6,114	<div></div> 0%	69	6,183	156	2.6%
Gadsden	5,637	<div></div> 0%	17	5,654	94	1.7%
Suwannee	5,297	<div></div> 0%	29	5,326	138	2.6%
Hendry	4,692	<div></div> 0%	17	4,709	82	1.7%
Desoto	4,283	<div></div> 0%	27	4,310	93	2.2%
Okeechobee	3,934	<div></div> 0%	54	3,988	88	2.2%
Baker	3,473	<div></div> 0%	18	3,491	60	1.7%
Wakulla	3,409	<div></div> 0%	14	3,423	55	1.6%
Levy	3,407	<div></div> 0%	9	3,416	54	1.6%
Unknown	135	<div></div> 0%	3,201	3,336	0	0.0%
Hardee	3,108	<div></div> 0%	15	3,123	43	1.4%
Bradford	2,992	<div></div> 0%	13	3,005	56	1.9%
Washington	2,704	<div></div> 0%	21	2,725	51	1.9%
Taylor	2,717	<div></div> 0%	5	2,722	46	1.7%
Holmes	2,209	<div></div> 0%	33	2,242	49	2.2%
Madison	2,027	<div></div> 0%	26	2,053	45	2.2%
Gulf	1,935	<div></div> 0%	23	1,958	42	2.2%
Union	1,818	<div></div> 0%	1	1,819	72	4.0%
Calhoun	1,685	<div></div> 0%	3	1,688	43	2.6%
Hamilton	1,605	<div></div> 0%	20	1,625	25	1.6%
Lafayette	1,617	<div></div> 0%	0	1,617	26	1.6%
Dixie	1,603	<div></div> 0%	3	1,606	24	1.5%
Gilchrist	1,600	<div></div> 0%	5	1,605	43	2.7%
Jefferson	1,466	<div></div> 0%	24	1,490	27	1.8%
Franklin	1,282	<div></div> 0%	34	1,316	17	1.3%
Liberty	1,073	<div></div> 0%	1	1,074	16	1.5%
Glades	948	<div></div> 0%	4	952	19	2.0%
Total	2,203,807		42,046	2,245,853	35,307	1.6%

COVID-19: characteristics of 2,203,807 Florida resident cases

Data through May 2, 2021 verified as of May 3, 2021 at 09:25 AM

Data in this report are provisional and subject to change.

The table below includes the cities and counties of residence for cases in Florida residents based on the patient's ZIP Code.

Note that city is not always received as part of the initial notification and may be missing while the case is being investigated.

City and county	Cases
Miami, Dade	278,256
Orlando, Orange	100,265
Jacksonville, Duval	90,358
Tampa, Hillsborough	78,523
Hialeah, Dade	67,099
Fort Lauderdale, Broward	49,732
Hollywood, Broward	44,484
West Palm Beach, Palm Beach	34,518
Kissimmee, Osceola	33,521
Tallahassee, Leon	29,747
Homestead, Dade	29,359
Naples, Collier	28,940
Saint Petersburg, Pinellas	28,133
Pensacola, Escambia	26,979
Fort Myers, Lee	26,057
Bradenton, Manatee	24,404
Boca Raton, Palm Beach	24,150
Lakeland, Polk	23,378
Ocala, Marion	22,629
Pompano Beach, Broward	22,104
Gainesville, Alachua	19,418
Sarasota, Sarasota	19,130
Cape Coral, Lee	17,516
Port Saint Lucie, St. Lucie	17,330
Lake Worth, Palm Beach	16,976
Miami Beach, Dade	15,908
Miramar, Broward	15,286
Clearwater, Pinellas	15,198
Coral Springs, Broward	13,974
Boynton Beach, Palm Beach	13,728
Doral, Dade	13,627
Miami Gardens, Dade	12,925
Panama City, Bay	12,202
Saint Augustine, St. Johns	11,880
Melbourne, Brevard	11,531
Winter Haven, Polk	11,341
Lehigh Acres, Lee	11,117
Delray Beach, Palm Beach	10,543
Davie, Broward	10,480
Riverview, Hillsborough	10,441
Palm Bay, Brevard	9,530
Vero Beach, Indian River	9,509
New Port Richey, Pasco	9,389
Sunrise, Broward	9,192
Saint Cloud, Osceola	8,747
Milton, Santa Rosa	8,671
Fort Pierce, St. Lucie	8,499
Largo, Pinellas	8,411
Coral Gables, Dade	8,410
Daytona Beach, Volusia	8,359
Apopka, Orange	8,279
Spring Hill, Hernando	8,266
Plantation, Broward	8,254
North Miami Beach, Dade	8,080
Davenport, Polk	8,005
Clermont, Lake	7,898
Brandon, Hillsborough	7,840
Sanford, Seminole	7,580
Orange Park, Clay	7,488

COVID-19: characteristics of 2,203,807 Florida resident cases

Data through May 2, 2021 verified as of May 3, 2021 at 09:25 AM

Data in this report are provisional and subject to change.

The table below includes the cities and counties of residence for cases in Florida residents based on the patient's ZIP Code.

Note that city is not always received as part of the initial notification and may be missing while the case is being investigated.

City and county	Cases
Deltona, Volusia	7,486
Weston, Broward	7,316
Lake City, Columbia	7,315
Jupiter, Palm Beach	7,311
Plant City, Hillsborough	7,294
Deerfield Beach, Broward	6,850
Winter Garden, Orange	6,591
Tamarac, Broward	6,324
Port Charlotte, Charlotte	6,151
Wesley Chapel, Pasco	6,022
Palm Coast, Flagler	6,016
Coconut Creek, Broward	5,952
Margate, Broward	5,820
Stuart, Martin	5,713
Land O Lakes, Pasco	5,687
Palm Beach Gardens, Palm Beach	5,637
Fort Walton Beach, Okaloosa	5,597
Deland, Volusia	5,585
Wellington, Palm Beach	5,463
Oviedo, Seminole	5,447
Palm Harbor, Pinellas	5,433
Winter Park, Orange	5,416
Crestview, Okaloosa	5,389
Palmetto, Manatee	5,369
Altamonte Springs, Seminole	5,076
Lutz, Hillsborough	5,074
Port Orange, Volusia	4,938
Opa Locka, Dade	4,835
Valrico, Hillsborough	4,827
Haines City, Polk	4,784
North Port, Sarasota	4,730
Miami Lakes, Dade	4,713
Brooksville, Hernando	4,692
Venice, Sarasota	4,663
Pembroke Pines, Broward	4,640
Middleburg, Clay	4,596
Hallandale, Broward	4,593
Sebring, Highlands	4,531
Punta Gorda, Charlotte	4,520
Leesburg, Lake	4,415
Ocoee, Orange	4,392
The Villages, Sumter	4,251
Zephyrhills, Pasco	4,247
Seminole, Pinellas	4,225
Ormond Beach, Volusia	4,201
Saint Johns, St. Johns	4,200
Arcadia, Desoto	4,170
Bonita Springs, Lee	4,137
Live Oak, Suwannee	4,101
Pinellas Park, Pinellas	4,030
Okeechobee, Okeechobee	3,920
North Lauderdale, Broward	3,902
Longwood, Seminole	3,881
North Miami, Dade	3,852
Ruskin, Hillsborough	3,814
Windermere, Orange	3,809
Cocoa, Brevard	3,764
Immokalee, Collier	3,760
Navarre, Santa Rosa	3,746

COVID-19: characteristics of 2,203,807 Florida resident cases

Data through May 2, 2021 verified as of May 3, 2021 at 09:25 AM

Data in this report are provisional and subject to change.

The table below includes the cities and counties of residence for cases in Florida residents based on the patient's ZIP Code.

Note that city is not always received as part of the initial notification and may be missing while the case is being investigated.

City and county	Cases
Casselberry, Seminole	3,571
Port Richey, Pasco	3,389
Niceville, Okaloosa	3,363
Gulf Breeze, Santa Rosa	3,352
Titusville, Brevard	3,347
Hudson, Pasco	3,340
Lake Worth Beach, Palm Beach	3,301
Key West, Monroe	3,239
Cantonment, Escambia	3,226
Panama City Beach, Bay	3,196
Dade City, Pasco	3,194
North Fort Myers, Lee	3,183
Winter Springs, Seminole	3,174
Jacksonville Beach, Duval	3,145
Oakland Park, Broward	3,127
Bartow, Polk	3,113
Aventura, Dade	3,097
Lake Mary, Seminole	3,079
Crawfordville, Wakulla	3,062
Kissimmee, Polk	3,033
New Smyrna Beach, Volusia	3,030
Quincy, Gadsden	2,987
Auburndale, Polk	2,982
Palatka, Putnam	2,969
Lake Wales, Polk	2,925
Green Cove Springs, Clay	2,872
Merritt Island, Brevard	2,866
Tarpon Springs, Pinellas	2,820
Fernandina Beach, Nassau	2,814
Cutler Ridge, Dade	2,759
Ponte Vedra Beach, St. Johns	2,759
Parkland, Broward	2,747
Inverness, Citrus	2,622
Loxahatchee, Palm Beach	2,579
Eustis, Lake	2,575
Wimauma, Hillsborough	2,553
Cooper City, Broward	2,550
Perry, Taylor	2,547
Belle Glade, Palm Beach	2,543
Lynn Haven, Bay	2,521
Holiday, Pasco	2,517
Estero, Lee	2,492
Royal Palm Beach, Palm Beach	2,486
Dunedin, Pinellas	2,473
Marianna, Jackson	2,437
Clewiston, Hendry	2,427
Santa Rosa Beach, Walton	2,420
Fleming Island, Clay	2,415
Sarasota, Manatee	2,379
Key Biscayne, Dade	2,369
Parrish, Manatee	2,323
Rockledge, Brevard	2,318
Odessa, Hillsborough	2,273
Riviera Beach, Palm Beach	2,253
Seffner, Hillsborough	2,201
Defuniak Springs, Walton	2,173
Palm City, Martin	2,152
Mount Dora, Lake	2,151
Mulberry, Polk	2,150

COVID-19: characteristics of 2,203,807 Florida resident cases

Data through May 2, 2021 verified as of May 3, 2021 at 09:25 AM

Data in this report are provisional and subject to change.

The table below includes the cities and counties of residence for cases in Florida residents based on the patient's ZIP Code.

Note that city is not always received as part of the initial notification and may be missing while the case is being investigated.

City and county	Cases
Avon Park, Highlands	2,146
Labelle, Hendry	2,108
Chipley, Washington	2,099
Destin, Okaloosa	2,085
Tavares, Lake	2,032
Starke, Bradford	2,029
Groveland, Lake	2,026
Lithia, Hillsborough	1,992
Orange City, Volusia	1,961
Pinecrest, Dade	1,953
Summerfield, Marion	1,920
Maitland, Orange	1,912
Yulee, Nassau	1,876
Wauchula, Hardee	1,841
Palmetto Bay, Dade	1,796
Sebastian, Indian River	1,777
Dania, Broward	1,722
Homosassa, Citrus	1,719
Callahan, Nassau	1,711
Lady Lake, Lake	1,707
Macclenny, Baker	1,704
Ponte Vedra, St. Johns	1,670
Edgewater, Volusia	1,642
Carol City, Dade	1,641
Crystal River, Citrus	1,627
Gibsonton, Hillsborough	1,611
Missing, Dade	1,609
Oldsmar, Pinellas	1,598
Mayo, Lafayette	1,584
Coconut Grove, Dade	1,577
Bonifay, Holmes	1,577
Lake Placid, Highlands	1,566
Dover, Hillsborough	1,564
Apollo Beach, Hillsborough	1,549
Hobe Sound, Martin	1,528
Florida City, Dade	1,517
Debary, Volusia	1,510
Crossings, Dade	1,492
Palm Springs, Palm Beach	1,481
Pace, Santa Rosa	1,473
Sun City Center, Hillsborough	1,459
Dunnellon, Marion	1,432
Atlantic Beach, Duval	1,429
Lake Butler, Union	1,409
Belleview, Marion	1,366
Lantana, Palm Beach	1,355
Madison, Madison	1,346
Monticello, Jefferson	1,343
North Palm Beach, Palm Beach	1,339
Biscayne Park, Dade	1,337
Alachua, Alachua	1,325
Indiantown, Martin	1,271
Safety Harbor, Pinellas	1,270
South Miami, Dade	1,258
Graceville, Jackson	1,246
Williston, Levy	1,245
Ellenton, Manatee	1,244
Jensen Beach, Martin	1,209
Lauderhill, Broward	1,203

COVID-19: characteristics of 2,203,807 Florida resident cases

Data through May 2, 2021 verified as of May 3, 2021 at 09:25 AM

Data in this report are provisional and subject to change.

The table below includes the cities and counties of residence for cases in Florida residents based on the patient's ZIP Code.

Note that city is not always received as part of the initial notification and may be missing while the case is being investigated.

City and county	Cases
Lecanto, Citrus	1,200
Satellite Beach, Brevard	1,193
Newberry, Alachua	1,190
Century, Escambia	1,176
Beverly Hills, Citrus	1,146
Englewood, Charlotte	1,135
Havana, Gadsden	1,129
Hilliard, Nassau	1,116
El Portal, Dade	1,114
Freeport, Walton	1,098
Trenton, Gilchrist	1,096
Wildwood, Sumter	1,088
Wilton Manors, Broward	1,085
Nokomis, Sarasota	1,069
Blountstown, Calhoun	1,049
Key Largo, Monroe	1,047
Jasper, Hamilton	1,041
Bushnell, Sumter	1,031
Keystone Heights, Clay	1,029
Frostproof, Polk	1,022
Medley, Dade	1,007
Wewahitchka, Gulf	999
Hernando, Citrus	999
Lauderdale Lakes, Broward	998
Polk City, Polk	982
Mary Esther, Okaloosa	966
Sanderson, Baker	960
Dunnellon, Citrus	959
Fellsmere, Indian River	947
Shalimar, Okaloosa	929
Fisher Island, Dade	922
Minneola, Lake	911
Everglades National Park, Dade	909
Spring Hill, Pasco	906
Port Saint Joe, Gulf	903
Marco Island, Collier	890
Moore Haven, Glades	885
Chiefland, Levy	878
Cocoa Beach, Brevard	876
Trinity, Pasco	854
Thonotosassa, Hillsborough	853
Coleman, Sumter	852
Pahokee, Palm Beach	851
Sorrento, Lake	846
Fort Meade, Polk	842
High Springs, Alachua	842
Fruitland Park, Lake	839
South Bay, Palm Beach	837
Bristol, Liberty	829
Cross City, Dixie	827
Englewood, Sarasota	827
Indialantic, Brevard	811
Glen Saint Mary, Baker	803
Southwest Ranches, Broward	801
Marathon, Monroe	783
Crescent City, Putnam	768
Umatilla, Lake	759
Interlachen, Putnam	757
Miramar Beach, Walton	754

COVID-19: characteristics of 2,203,807 Florida resident cases

Data through May 2, 2021 verified as of May 3, 2021 at 09:25 AM

Data in this report are provisional and subject to change.

The table below includes the cities and counties of residence for cases in Florida residents based on the patient's ZIP Code.

Note that city is not always received as part of the initial notification and may be missing while the case is being investigated.

City and county	Cases
West Melbourne, Brevard	750
Lake Alfred, Polk	737
Fort Myers Beach, Lee	737
Chattahoochee, Gadsden	728
Old Town, Dixie	717
Bowling Green, Hardee	708
Weeki Wachee, Hernando	706
Olympia Heights, Dade	704
Uleta, Dade	701
Jacksonville, St. Johns	695
Silver Springs, Marion	681
South Daytona, Volusia	681
Lawtey, Bradford	681
Coral, Dade	678
Neptune Beach, Duval	673
Fort White, Columbia	669
Surfside, Dade	651
Palm Beach, Palm Beach	646
Belle Isle, Orange	641
Gulfport, Pinellas	624
Bronson, Levy	621
Baker, Okaloosa	616
Clearwater Beach, Pinellas	610
Bunnell, Flagler	606
Mascotte, Lake	603
Rotunda West, Charlotte	572
Sneads, Jackson	566
Jay, Santa Rosa	550
Hawthorne, Alachua	549
Myakka City, Manatee	548
Mims, Brevard	548
Oxford, Sumter	541
Cape Canaveral, Brevard	529
Oakland, Orange	526
Carrabelle, Franklin	526
Dundee, Polk	523
Tavernier, Monroe	522
Alva, Lee	517
Ocklawaha, Marion	515
Melbourne Beach, Brevard	511
Citra, Marion	509
Missing, Volusia	507
Cottondale, Jackson	506
Sweetwater, Dade	505
Indian Harbour Beach, Brevard	502
Zolfo Springs, Hardee	501
Bal Harbour, Dade	497
Florida State University, Leon	493
Molino, Escambia	493
Flagler Beach, Flagler	492
Midway, Gadsden	488
Celebration, Osceola	482
Webster, Sumter	473
Youngstown, Bay	472
East Palatka, Putnam	470
Bell, Gilchrist	461
Altha, Calhoun	449
Branford, Suwannee	439
De Leon Springs, Volusia	430

COVID-19: characteristics of 2,203,807 Florida resident cases

Data through May 2, 2021 verified as of May 3, 2021 at 09:25 AM

Data in this report are provisional and subject to change.

The table below includes the cities and counties of residence for cases in Florida residents based on the patient's ZIP Code.

Note that city is not always received as part of the initial notification and may be missing while the case is being investigated.

City and county	Cases
Apalachicola, Franklin	430
Eagle Lake, Polk	426
Haverhill, Palm Beach	424
West Miami, Dade	423
Archer, Alachua	422
Missing, Orange	413
Osprey, Sarasota	412
Chuluota, Seminole	407
Floral City, Citrus	405
Tequesta, Palm Beach	399
Ave Maria, Collier	399
Centerville, Leon	396
Lake Park, Palm Beach	390
Holly Hill, Volusia	389
Hastings, St. Johns	387
Grand Ridge, Jackson	376
Raiford, Union	374
Pierson, Volusia	373
Grand Island, Lake	369
Montverde, Lake	355
Indian Rocks Beach, Pinellas	345
Gotha, Orange	342
Malabar, Brevard	339
Alafaya, Orange	335
Bryceville, Nassau	334
Greenville, Madison	334
Satsuma, Putnam	332
Hallandale Beach, Broward	332
Vernon, Washington	332
Kenneth City, Pinellas	329
Elkton, St. Johns	322
Lake Panasoffkee, Sumter	321
Malone, Jackson	319
Fort McCoy, Marion	318
Sebastian, Brevard	318
Jennings, Hamilton	318
Reddick, Marion	314
Melrose, Putnam	313
Laurel Hill, Okaloosa	308
Belleair, Pinellas	307
Eastpoint, Franklin	307
Geneva, Seminole	302
Westville, Holmes	300
San Antonio, Pasco	299
Greenacres, Palm Beach	299
Anthony, Marion	298
Winter Park, Seminole	297
Valparaiso, Okaloosa	296
Morriston, Levy	295
Lehigh, Lee	294
O Brien, Suwannee	290
Greenwood, Jackson	282
Ponce De Leon, Holmes	275
Fern Park, Seminole	273
Kindred, Osceola	270
South Pasadena, Pinellas	266
Inlet Beach, Walton	259
Eglin Air Force Base, Okaloosa	258
Sanibel, Lee	255

COVID-19: characteristics of 2,203,807 Florida resident cases

Data through May 2, 2021 verified as of May 3, 2021 at 09:25 AM

Data in this report are provisional and subject to change.

The table below includes the cities and counties of residence for cases in Florida residents based on the patient's ZIP Code.

Note that city is not always received as part of the initial notification and may be missing while the case is being investigated.

City and county	Cases
Islamorada, Monroe	250
University Of Central Fl, Orange	248
Weirsdale, Marion	248
Edgewood, Orange	247
Fountain, Bay	246
Poinciana, Polk	244
White Springs, Hamilton	244
Longboat Key, Manatee	243
Southport, Bay	239
Lee, Madison	238
Saint James City, Lee	236
Gretna, Gadsden	235
Cutler Bay, Dade	234
Hosford, Liberty	229
Madeira Beach, Pinellas	225
Astatula, Lake	223
Lakewood Ranch, Manatee	223
Wellborn, Suwannee	223
Holt, Okaloosa	221
Juno Beach, Palm Beach	220
Howey-In-The-Hills, Lake	219
Babson Park, Polk	212
Mcdavid, Escambia	212
Atlantis, Palm Beach	211
Lauderdale By The Sea, Broward	211
Lake Helen, Volusia	209
Holmes Beach, Manatee	208
Micanopy, Alachua	207
Bay Harbor Islands, Dade	206
Altoona, Lake	202
Osteen, Volusia	199
Zellwood, Orange	198
Sopchoppy, Wakulla	197
Center Hill, Sumter	197
Azalea Park, Orange	194
Alford, Jackson	192
Mcalpin, Suwannee	192
The Villages, Lake	185
Viera, Brevard	184
The Villages, Marion	183
Odessa, Pasco	181
Hypoluxo, Palm Beach	181
Golden Beach, Dade	179
Bokeelia, Lee	175
Summerland Key, Monroe	175
Mangonia Park, Palm Beach	175
Pomona Park, Putnam	173
Missing, Lee	172
Oak Hill, Volusia	170
Ponce Inlet, Volusia	167
University Of Miami, Dade	167
Grant-Valkaria, Brevard	165
Paisley, Lake	163
Caryville, Washington	162
Lutz, Pasco	162
University Of Fl, Alachua	161
Rocky Point, Hillsborough	161
Sumterville, Sumter	159
Bay Lake, Orange	158

COVID-19: characteristics of 2,203,807 Florida resident cases

Data through May 2, 2021 verified as of May 3, 2021 at 09:25 AM

Data in this report are provisional and subject to change.

The table below includes the cities and counties of residence for cases in Florida residents based on the patient's ZIP Code.

Note that city is not always received as part of the initial notification and may be missing while the case is being investigated.

City and county	Cases
Lockhart, Orange	157
Citrus Springs, Citrus	153
Hollister, Putnam	151
Big Pine Key, Monroe	149
Inglis, Levy	147
Hiawassee, Orange	147
San Mateo, Putnam	146
Carrollwood, Hillsborough	146
Christmas, Orange	146
Lady Lake, Sumter	144
Clair-Mel City, Hillsborough	139
West Park, Broward	138
Lake Hamilton, Polk	135
Cloud Lake, Palm Beach	134
Baldwin, Duval	134
Buena Ventura Lakes, Osceola	133
Missing, St. Johns	133
Clarksville, Calhoun	132
Apopka, Seminole	130
Kendall, Dade	130
Hampton, Bradford	128
Steinhatchee, Taylor	127
Placida, Charlotte	127
Harmony, Osceola	126
Missing, Pinellas	126
University Of Central Florida, Orange	125
Matlacha, Lee	123
Belleair Beach, Pinellas	123
City Of Sunrise, Broward	121
Missing, Sumter	121
Lighthouse Point, Broward	119
Tierra Verde, Pinellas	119
Seville, Volusia	119
Temple Terrace, Hillsborough	117
Dania Beach, Broward	115
Barry University, Dade	115
Saint Leo, Pasco	114
Callaway, Bay	113
Dinsmore, Duval	112
Hurlburt Field, Okaloosa	112
Sunny Isles Beach, Dade	111
Astor, Lake	111
Cedar Key, Levy	110
Bradenton Beach, Manatee	108
Panacea, Wakulla	108
Brooker, Bradford	105
Princeton, Dade	104
Lamont, Jefferson	104
Florahome, Putnam	104
Canal Point, Palm Beach	103
Barefoot Bay, Brevard	102
Waldo, Alachua	102
Fruit Cove, St. Johns	101
Florida Gulf Coast Univ, Lee	99
Tyndall Air Force Base, Bay	98
South Fort Myers, Lee	98
Kathleen, Polk	97
University Of South Florida, Hillsborough	97
Bascom, Jackson	96

COVID-19: characteristics of 2,203,807 Florida resident cases

Data through May 2, 2021 verified as of May 3, 2021 at 09:25 AM

Data in this report are provisional and subject to change.

The table below includes the cities and counties of residence for cases in Florida residents based on the patient's ZIP Code.

Note that city is not always received as part of the initial notification and may be missing while the case is being investigated.

City and county	Cases
Lorida, Highlands	94
Ocean Ridge, Palm Beach	93
Missing, Lake	93
Crystal Beach, Pinellas	92
Maitland, Seminole	92
Pinetta, Madison	90
Fort Denaud, Hendry	89
F M, Lee	88
Saint Pete Beach, Pinellas	87
Missing, St. Lucie	87
Missing, Marion	84
Yalaha, Lake	83
Boca Grande, Lee	82
Patrick Air Force Base, Brevard	81
Welaka, Putnam	79
Eatonville, Orange	79
Palma Ceia, Hillsborough	76
North Venice, Sarasota	75
Avon Park, Polk	73
Wekiwa Springs, Seminole	73
Campbellton, Jackson	72
Cudjoe Key, Monroe	71
Ochopee, Collier	71
Missing, Duval	70
Miami Springs, Dade	70
Anna Maria, Manatee	69
Air Mail Facility, Dade	69
Northdale, Hillsborough	68
Georgetown, Putnam	67
Greensboro, Gadsden	67
Reunion, Osceola	67
Missing, Palm Beach	66
Destin, Walton	66
Missing, Pasco	65
Stock Island, Monroe	64
Felda, Hendry	64
Treasure Island, Pinellas	63
North Redington Beach, Pinellas	62
Mexico Beach, Bay	60
Bonita Beach, Lee	59
Micco, Brevard	59
Orlando, Seminole	58
Bellview, Escambia	58
Duette, Manatee	58
Okahumpka, Lake	57
Lake Suzy, Desoto	56
Miromar Lakes, Lee	55
Walnut Hill, Escambia	55
Ona, Hardee	55
Singer Island, Palm Beach	55
Missing, Santa Rosa	54
University Of Tampa, Hillsborough	54
Highland City, Polk	54
Heathrow, Seminole	54
Enterprise, Volusia	53
Orlando, Dade	52
Stetson University, Volusia	52
Aloma, Orange	52
Green Acres, Palm Beach	52

COVID-19: characteristics of 2,203,807 Florida resident cases

Data through May 2, 2021 verified as of May 3, 2021 at 09:25 AM

Data in this report are provisional and subject to change.

The table below includes the cities and counties of residence for cases in Florida residents based on the patient's ZIP Code.

Note that city is not always received as part of the initial notification and may be missing while the case is being investigated.

City and county	Cases
Town N Country, Hillsborough	51
Palm Beach Shores, Palm Beach	51
Miami, Broward	51
Terra Ceia, Manatee	50
Salt Springs, Marion	50
Intercession City, Osceola	50
Waverly, Polk	48
Florida International Univ, Dade	47
Bayonet Point, Pasco	47
Naranja, Dade	47
Cinco Bayou, Okaloosa	47
Eaton Park, Polk	47
Florence Villa, Polk	46
Missing, Broward	46
Ebro, Washington	45
Kenansville, Osceola	45
Village Wellington, Palm Beach	45
Orlando, Osceola	45
Key Colony Beach, Monroe	45
Missing, Hillsborough	44
Sewalls Point, Martin	44
Manalapan, Palm Beach	43
Miami Shores, Dade	43
Lacoochee, Pasco	43
Gulf Breeze, Escambia	43
Village Of Wellington, Palm Beach	42
Ridge Manor, Pasco	42
North Bay Village, Dade	42
Missing, Seminole	41
Lakeshore, Polk	41
Saint Johns, Duval	40
Cortez, Manatee	40
Pine Hills, Orange	40
Bayshore Gardens, Manatee	39
Davenport, Osceola	39
Westlake, Palm Beach	38
Hialeah Gardens, Dade	38
Florida A And M University, Leon	38
Jupiter, Martin	38
Ponte Vedra, Duval	38
Bonaventure, Broward	38
Pasadena, Pinellas	38
Sugarloaf Key, Monroe	38
Univ Of FI Student Dorms, Alachua	37
Eloise, Polk	37
Orlando, Volusia	37
Orlando, Broward	37
Bay Pines, Pinellas	37
Tice, Lee	37
Lealman, Pinellas	36
Highland Beach, Palm Beach	36
Bradley, Polk	36
Lulu, Columbia	36
Palm Shores, Brevard	35
Homeland, Polk	35
City Of Westlake, Palm Beach	34
Hallandle Beach, Broward	34
Flemington, Marion	34
Siesta Key, Sarasota	34

COVID-19: characteristics of 2,203,807 Florida resident cases

Data through May 2, 2021 verified as of May 3, 2021 at 09:25 AM

Data in this report are provisional and subject to change.

The table below includes the cities and counties of residence for cases in Florida residents based on the patient's ZIP Code.

Note that city is not always received as part of the initial notification and may be missing while the case is being investigated.

City and county	Cases
Poinciana, Osceola	34
Orlando, Polk	34
Venus, Highlands	34
Dowling Park, Suwannee	33
Sydney, Hillsborough	33
Alturas, Polk	32
Wekiva Springs, Seminole	32
Kinard, Calhoun	32
Bagdad, Santa Rosa	32
Indian Lake Estates, Polk	32
Nocatee, Desoto	31
Homosassa Springs, Citrus	31
South Palm Beach, Palm Beach	31
Mcintosh, Marion	31
Westchase, Hillsborough	30
Saint Marks, Wakulla	30
Missing, Manatee	29
Miami, Unknown	29
Little Torch Key, Monroe	29
Chokoloskee, Collier	29
Palmdale, Glades	29
Penney Farms, Clay	29
Bonita Springs, Collier	29
Horseshoe Beach, Dixie	28
Archer, Levy	28
Pembroke Park, Broward	28
Tangerine, Orange	28
Orlando, Hillsborough	28
Pine Castle, Orange	28
Balm, Hillsborough	27
New Smyrna, Volusia	27
Pensacola Beach, Santa Rosa	27
Florida State, Leon	27
Caryville, Holmes	27
Paxton, Walton	26
Long Key, Monroe	26
Sparr, Marion	26
Redington Shores, Pinellas	26
Missing, Indian River	26
Fort Lauderdale, Dade	26
Orange Lake, Marion	26
Missing, Citrus	25
Earleton, Alachua	25
Missing, Monroe	25
Tioga, Alachua	25
Hawthorne, Putnam	25
South Miami Heights, Dade	25
Yankeetown, Levy	25
Labelle, Glades	25
Missing, Brevard	24
Loughman, Polk	24
Union Park, Orange	24
Santa Fe, Alachua	24
Missing, Escambia	24
Goulds, Dade	24
Wabasso, Indian River	24
Boca Raton, Broward	24
Bostwick, Putnam	23
Champions Gate, Polk	22

COVID-19: characteristics of 2,203,807 Florida resident cases

Data through May 2, 2021 verified as of May 3, 2021 at 09:25 AM

Data in this report are provisional and subject to change.

The table below includes the cities and counties of residence for cases in Florida residents based on the patient's ZIP Code.

Note that city is not always received as part of the initial notification and may be missing while the case is being investigated.

City and county	Cases
Florida Dept Of Corrections, Union	22
Wausau, Washington	22
Plymouth, Orange	22
Citrus Ridge, Indian River	22
Crystal Springs, Pasco	22
Laud-By-The-Sea, Broward	22
Missing, Okaloosa	22
Mango, Hillsborough	22
Kissimmee, Orange	22
La Crosse, Alachua	22
Buckingham, Lee	22
Branford, Lafayette	22
Mexico Beach, Gulf	22
Florida International University, Dade	22
Sun City, Hillsborough	21
Perdido Key, Escambia	21
Ramrod Key, Monroe	21
Everglades City, Collier	21
Fort Ogden, Desoto	21
Bonifay, Washington	21
Trenton, Levy	20
Lake Como, Putnam	20
Jensen Beach, St. Lucie	20
Missing, Collier	20
Candler, Marion	20
Golden Oak, Orange	20
Hollywood, Dade	20
Parker, Bay	20
Indian River Shores, Indian River	20
Goodland, Collier	20
Babcock Ranch, Lee	19
High Springs, Gilchrist	19
Maxville, Duval	19
Nalcrest, Polk	19
Lake Buena Vista, Orange	19
Lowell, Marion	19
Brooksville, Pasco	19
Orlando, Palm Beach	19
Wildlight, Nassau	19
Forest City, Orange	18
Belleair Bluffs, Pinellas	18
Johns Pass Village, Pinellas	18
West Panama City Beach, Bay	18
Florida State Univ Admin, Leon	18
Babcock Ranch, Charlotte	18
Lakewood Ranch, Sarasota	18
Tallevast, Manatee	18
Gulf Stream, Palm Beach	18
Nichols, Polk	18
Missing, Martin	17
Braden River, Manatee	17
Mount Dora, Orange	17
Missing, Bay	17
Webster, Hernando	17
Shady Hills, Pasco	17
Hutchinson Island, St. Lucie	17
Graceville, Holmes	17
Daytona Beach Shores, Volusia	17
Deer Island, Lake	17

COVID-19: characteristics of 2,203,807 Florida resident cases

Data through May 2, 2021 verified as of May 3, 2021 at 09:25 AM

Data in this report are provisional and subject to change.

The table below includes the cities and counties of residence for cases in Florida residents based on the patient's ZIP Code.

Note that city is not always received as part of the initial notification and may be missing while the case is being investigated.

City and county	Cases
Trilby, Pasco	17
Wewahitchka, Calhoun	16
Hialeah, Broward	16
Lake City, Suwannee	16
Woodville, Leon	16
Otter Creek, Levy	16
Lake Monroe, Seminole	16
Hernando Beach, Hernando	16
Gulf Hammock, Levy	16
Hillsboro Beach, Broward	16
Graham, Bradford	16
Suwannee, Dixie	16
Village Of Palmetto Bay, Dade	15
White Springs, Columbia	15
Indian Creek Village, Dade	15
Eau Gallie, Brevard	15
Saint Lucie West, St. Lucie	15
Orlando, Lake	15
Watersound, Walton	15
Orlando, Pinellas	15
Winter Garden, Lake	15
Murdock, Charlotte	14
Choctaw Beach, Okaloosa	14
Miami Gardens, Broward	14
Copeland, Collier	14
Los Angeles, Dade	14
Wahneta, Polk	14
Laurel Hill, Walton	14
Dade City, Hernando	14
Virginia Gardens, Dade	14
Mount Plymouth, Lake	13
Elfers, Pasco	13
Durant, Hillsborough	13
Roseland, Indian River	13
Gonzalez, Escambia	13
Kingsley Lake, Bradford	13
Steinhatchee, Dixie	13
Long Boat Key, Manatee	13
Orlando, Brevard	13
Saint George Island, Franklin	13
Unknown, Dade	13
Fort Charlotte, Charlotte	13
Alys Beach, Bay	13
East Lake, Marion	12
Redington Beach, Pinellas	12
Captiva, Lee	12
Grandin, Putnam	12
Umatilla, Marion	12
Pensacola Beach, Escambia	12
Rosemary Beach, Walton	12
Citrus Hills, Citrus	12
Leisure City, Dade	12
Fanning Springs, Gilchrist	12
Holder, Citrus	12
Missing, Putnam	12
Greenville, Taylor	11
Day, Lafayette	11
Cypress, Jackson	11
Naples, Lee	11

COVID-19: characteristics of 2,203,807 Florida resident cases

Data through May 2, 2021 verified as of May 3, 2021 at 09:25 AM

Data in this report are provisional and subject to change.

The table below includes the cities and counties of residence for cases in Florida residents based on the patient's ZIP Code.

Note that city is not always received as part of the initial notification and may be missing while the case is being investigated.

City and county	Cases
Deerfield Beach, Palm Beach	11
Gibsonia, Polk	11
Sea Ranch Lakes, Broward	11
Missing, Sarasota	11
Goldenrod, Seminole	11
Missing, Taylor	10
Telogia, Liberty	10
Missing, Polk	10
University Park, Manatee	10
Worthington Springs, Union	10
Rubonia, Manatee	10
Haines Creek, Lake	10
Forest City, Seminole	10
Missing, Nassau	10
Ozona, Pinellas	10
Seacrest, Walton	10
Briny Breezes, Palm Beach	10
Basinger, Okeechobee	10
Perrine, Dade	10
Orlando, Leon	10
Orlando, Duval	10
Saint Augustine, Duval	9
West Delray Beach, Palm Beach	9
Grant Valkaria, Brevard	9
High Springs, Columbia	9
Nobleton, Hernando	9
Passport, Unknown	9
Ybor City, Hillsborough	9
Lloyd, Jefferson	9
Lamont, Madison	9
Beverly Beach, Flagler	9
Saint Augustine Beach, St. Johns	9
Putnam Hall, Putnam	9
Ferndale, Lake	9
Scottsmoor, Brevard	9
Palma Sola, Manatee	9
Innovation, Pasco	9
Cottdonale, Washington	9
Barberville, Volusia	9
Jerome, Collier	8
Ponce De Leon, Walton	8
Missing, Clay	8
Fairfield, Marion	8
Cross Creek, Alachua	8
Indian Shores, Pinellas	8
Quail Heights, Dade	8
Palm City, St. Lucie	8
Seybold, Dade	8
White City, Gulf	8
Pine Ridge, Citrus	8
Keystone Heights, Bradford	8
Salem, Taylor	8
Oneco, Manatee	8
Orange Springs, Marion	8
Weirsdale, Lake	8
Evinston, Alachua	8
Anastasia Island, St. Johns	8
East Rockland Key, Monroe	7
Missing, Flagler	7

COVID-19: characteristics of 2,203,807 Florida resident cases

Data through May 2, 2021 verified as of May 3, 2021 at 09:25 AM

Data in this report are provisional and subject to change.

The table below includes the cities and counties of residence for cases in Florida residents based on the patient's ZIP Code.

Note that city is not always received as part of the initial notification and may be missing while the case is being investigated.

City and county	Cases
Orange Park, Duval	7
Port Saint John, Brevard	7
Inglis, Citrus	7
Fernandina, Nassau	7
Orlando, Pasco	7
Longboat Key, Sarasota	7
Switzerland, St. Johns	7
Aripeka, Pasco	7
Maitland, Volusia	7
Valkaria, Brevard	7
Orlando, Unknown	7
River Ranch, Polk	7
Niceville, Walton	7
Okeechobee, Glades	7
Orlando, Alachua	7
Punta Gorda, Lee	6
Holt, Santa Rosa	6
Inlet Beach, Bay	6
Deland, Lake	6
Sunny Hills, Washington	6
Shady Grove, Taylor	6
Orlando, Flagler	6
Orlando, Marion	6
Oklawaha, Marion	6
Missing, Walton	6
Labelle, Lee	6
Port Salerno, Martin	6
Ridge Manor Estates, Sumter	6
Maitland, Hillsborough	6
Winter Park, Polk	6
Winderemere, Orange	6
Lake Worth, Broward	6
Grove City, Charlotte	6
Bruce, Holmes	6
Eglin, Okaloosa	6
Coco River, Collier	6
Duck Key, Monroe	6
Morriston, Marion	6
Newberry, Gilchrist	6
San Carlos Park, Lee	6
Miccosukee, Leon	6
Glenwood, Volusia	6
Clarcona, Orange	6
Orchid, Indian River	6
Maitland, Osceola	6
Bradenton, Sarasota	6
Ocoee, Lake	6
Missing, Unknown	6
Mayport Naval Station, Duval	6
Lake Butler, Bradford	6
Marathon Shores, Monroe	5
Missing, Alachua	5
Delray Beach, Broward	5
Alys Beach, Walton	5
Point Washington, Walton	5
Seacrest, Bay	5
Williston, Marion	5
Okeechobee, Martin	5
Pompano Beach, Palm Beach	5

COVID-19: characteristics of 2,203,807 Florida resident cases

Data through May 2, 2021 verified as of May 3, 2021 at 09:25 AM

Data in this report are provisional and subject to change.

The table below includes the cities and counties of residence for cases in Florida residents based on the patient's ZIP Code.

Note that city is not always received as part of the initial notification and may be missing while the case is being investigated.

City and county	Cases
Orlando, Manatee	5
Wakulla Springs, Wakulla	5
Cypress Gardens, Polk	5
Island Grove, Alachua	5
Okeechobee, Osceola	5
University Of Central Fl, Hillsborough	5
Cape Haze, Charlotte	5
Bayou George, Bay	5
Boynton Beach, Broward	5
Miramar, Dade	5
Missing, Osceola	5
Fort Lauderdale, Palm Beach	5
Jacksonville Naval Air Station, Duval	5
Ebro, Bay	5
Highland Park, Polk	5
Westchester, Dade	5
Mid Florida, Seminole	5
Ocean Breeze, Martin	5
Missing, Highlands	5
Missing, Columbia	5
Missing, Leon	5
Missing, Hernando	5
Milton, Escambia	5
Mayport, Duval	5
Clermont, Polk	5
Jacksonville, Clay	5
Greenville, Jefferson	5
Pass, Unknown	5
Stuart, St. Lucie	5
Miami, Palm Beach	5
Lake Geneva, Clay	5
Live Oak, Madison	4
Loxahatchee Groves, Palm Beach	4
West Bradenton, Manatee	4
Jacksonville, Unknown	4
Marina Del Rey, Dade	4
Lake Harbor, Palm Beach	4
Glen Ridge, Palm Beach	4
Coconut Creek, Palm Beach	4
Orem, Palm Beach	4
Melrose, Bradford	4
Jacksonville, Dade	4
Los Angeles, Broward	4
Hialeah, Unknown	4
Arcadia, Hillsborough	4
Branford, Gilchrist	4
Clewiston, Palm Beach	4
Conch Key, Monroe	4
Sharpes, Brevard	4
Sugarloaf, Monroe	4
Wacissa, Jefferson	4
Lamont, Taylor	4
Lazy Lake, Broward	4
International Service Center, Dade	4
Indian Rock Beach, Pinellas	4
Bowling Green, Polk	4
Plantation Key, Monroe	4
North Miami Beach, Broward	4
Sandestin, Walton	4

COVID-19: characteristics of 2,203,807 Florida resident cases

Data through May 2, 2021 verified as of May 3, 2021 at 09:25 AM

Data in this report are provisional and subject to change.

The table below includes the cities and counties of residence for cases in Florida residents based on the patient's ZIP Code.

Note that city is not always received as part of the initial notification and may be missing while the case is being investigated.

City and county	Cases
Pompano Beach, Dade	4
Bella Collina, Lake	4
Bonnie, Dade	4
El Jobean, Charlotte	4
Miami Beach, Unknown	4
Hinsdale, Manatee	4
Jonesville, Alachua	4
Julington Creek, St. Johns	3
Jupiter Island, Martin	3
Kathleen, Pasco	3
Marco Island, Lee	3
Mims, Volusia	3
Missing, Washington	3
Okeechobee, Highlands	3
Ocean Reef Club, Monroe	3
Alford, Washington	3
Altamonte Springs, Orange	3
Orlando, Escambia	3
Pass-A-Grille, Pinellas	3
Winter Park, Volusia	3
Vero Beach, St. Lucie	3
Monticello, Madison	3
Samoset, Manatee	3
San Fernando, Unknown	3
Vernon, Bay	3
Cape San Blas, Gulf	3
Apopka, Lake	3
Crestview, Walton	3
Cross Key, Monroe	3
Fernandina Beach, Duval	3
Fpo, Duval	3
Green Cove Springs, Duval	3
Mayport Naval Housing, Duval	3
Land O Lakes, Hillsborough	3
Lady Lake, Marion	3
Homeless, Hillsborough	3
Jacksonville , Duval	3
Brooklyn, Broward	3
Ft Pierce, St. Lucie	3
Westville, Walton	3
Pembroke Lakes, Broward	3
Orlo Vista, Orange	3
Milligan, Okaloosa	3
Sorrento, Orange	3
Stuart, Palm Beach	3
North Fort Myers, Charlotte	3
Chicago, Lee	3
Coraopolis, Citrus	3
Champions Gate, Osceola	3
Bristol, Calhoun	3
Aventura, Broward	3
Jacksonville, Alachua	3
Marina Del Rey, Broward	3
Kissimmee, Unknown	3
Inverness, Polk	3
Pass, Dade	3
Vero Beach, Brevard	3
Pp, Dade	3
Wimauma, Manatee	3

COVID-19: characteristics of 2,203,807 Florida resident cases

Data through May 2, 2021 verified as of May 3, 2021 at 09:25 AM

Data in this report are provisional and subject to change.

The table below includes the cities and counties of residence for cases in Florida residents based on the patient's ZIP Code.

Note that city is not always received as part of the initial notification and may be missing while the case is being investigated.

City and county	Cases
Woodside, Broward	3
Brewton, Escambia	3
Apopka, Broward	3
Lanark Village, Franklin	3
Maitland, Polk	3
Ludlam, Dade	3
Laurel, Sarasota	3
Clermont, Orange	3
Miami Shores, Broward	3
Pineland, Lee	3
Tampa, Pinellas	3
Tampa Palms, Hillsborough	3
Tarpon Springs, Pasco	3
Winter Garden, Seminole	3
West Palm Beach, Broward	3
Wildwood, Marion	3
Saint Augusaintine Beach, St. Johns	3
Village Of Golf, Palm Beach	3
Palm Coast, Volusia	3
Port Saint Lucie, Martin	3
Saint Petersburg, Hillsborough	3
Loxahatchee, Broward	3
Missing, Jackson	3
Miami, Orange	3
Lynbrook, Broward	3
Lake City, Duval	3
Lakeland, Hillsborough	3
Immokalee, Lee	3
Hallandale Beach, Dade	3
Bradington, Manatee	3
Blountstown, Liberty	3
Blountstown, Jackson	2
Alligator Point, Franklin	2
Crawfordville, Leon	2
Eatonville, Lake	2
Lawtey, Union	2
Lehigh Acres, Dade	2
Miami, Hillsborough	2
Lutz, Pinellas	2
Los Angeles, Okaloosa	2
Louisville, Manatee	2
Phoenix, Lake	2
Opa Locka, Broward	2
None, Dade	2
Navarre, Okaloosa	2
Mount Pleasant, Gadsden	2
Upper Key Largo, Monroe	2
University Of Central Florida, Brevard	2
Seven Springs, Pasco	2
West Villages, Sarasota	2
Zellwood, Lake	2
Weston, Dade	2
West Palm Beach, Dade	2
Winter Park, Leon	2
Palm Springs North, Dade	2
Redland, Dade	2
St John, Broward	2
Melrose, Alachua	2
Olustee, Baker	2

COVID-19: characteristics of 2,203,807 Florida resident cases

Data through May 2, 2021 verified as of May 3, 2021 at 09:25 AM

Data in this report are provisional and subject to change.

The table below includes the cities and counties of residence for cases in Florida residents based on the patient's ZIP Code.

Note that city is not always received as part of the initial notification and may be missing while the case is being investigated.

City and county	Cases
Orlando, Santa Rosa	2
Orlando, Charlotte	2
Doctors Inlet, Clay	2
Bronx, Seminole	2
Bonifay, Jackson	2
Bonnie, Duval	2
Bonnie, Sarasota	2
Lake Helen, Orange	2
Lecanto, Marion	2
Maitland, Leon	2
Fort Pierce, Martin	2
Fort Myers, Collier	2
Maitland, Lake	2
Hialeah Lakes, Dade	2
Hialeah, Orange	2
Jan Phyl Village, Polk	2
Moore Haven, Hendry	2
Naples, Broward	2
Cassadaga, Volusia	2
Fort Walton Beach, Walton	2
Duke Field Air Force Station, Okaloosa	2
Dunnellon, Levy	2
Yalhala, Lake	2
University Of Central Florida, Palm Beach	2
University Of Central Florida, Pinellas	2
Sumatra, Liberty	2
Pp, Unknown	2
Provo, Broward	2
Pensacola, Santa Rosa	2
University Of Central Florida, Broward	2
West Point, Lee	2
Orlando, Okaloosa	2
Saint Teresa, Wakulla	2
Maitland, Pasco	2
Miamt, Dade	2
North Miami, Broward	2
Knoxville, Escambia	2
Homeless, Dade	2
Florida Power & Light Co, Dade	2
Casselberry, Orange	2
Amelia City, Nassau	2
Apopka, Unknown	2
Alligator Point, Wakulla	2
Chipley, Jackson	2
Longview, Dade	2
Melrose, Clay	2
Jacksonville Naval Hospital, Duval	2
Hosford, Calhoun	2
000000, Unknown	2
Dfafs, Okaloosa	2
Noma, Holmes	2
Ormond Beach, Flagler	2
Pembroke Pines, Dade	2
Tampa, Hernando	2
Saint Lucie Village, St. Lucie	2
Sebring, Desoto	2
Yeehaw, Okeechobee	2
Wauchula, Desoto	2
Port Saint Lucie, Palm Beach	2

COVID-19: characteristics of 2,203,807 Florida resident cases

Data through May 2, 2021 verified as of May 3, 2021 at 09:25 AM

Data in this report are provisional and subject to change.

The table below includes the cities and counties of residence for cases in Florida residents based on the patient's ZIP Code.

Note that city is not always received as part of the initial notification and may be missing while the case is being investigated.

City and county	Cases
Red Bay, Holmes	2
Saint Marys, Nassau	2
Woodstock, Lee	2
Windermere, Lake	2
West Lafayette, Broward	2
Sutton, Pasco	2
Tequesta, Martin	2
Fort Lauderdale, Alachua	2
Doral, Unknown	2
Bay Harbor Islands, Unknown	2
Alachua, Duval	2
Cross City, Taylor	2
Carl Fisher, Dade	2
Jupiter, Dade	2
Micanopy, Marion	2
Marysville, Dade	2
Lake Clarke Shores, Palm Beach	2
Fl State Univ Student, Leon	2
Defuniak Springs, Okaloosa	2
Cibolo, Orange	2
Claysville, Hernando	2
Crescent Beach, Sarasota	2
Callahan, Duval	2
South Miami, Broward	2
Tampa, Broward	2
Tarpon Springs, Hillsborough	2
Port Canaveral, Brevard	2
Orlando, St. Lucie	2
Monument, Broward	2
Venice, Dade	2
Winter Springs, Orange	2
Windermere, Hillsborough	2
Pompano Beach, Osceola	2
Port Charlotte, Lee	2
Port St. Lucie, St. Lucie	2
Sand Lake, Orange	2
Swansea, Lee	2
Union, Manatee	2
University Of Central Fl, Seminole	2
At Large, Broward	2
Boys Ranch, Suwannee	2
Eatonville, Polk	2
Fort Pierce, Brevard	2
New Port Richey, Hillsborough	2
Miami, Martin	2
Long Beach, Orange	2
Jena, Taylor	2
Labelle, Collier	2
Jupiter, Pinellas	1
Kansas City, Palm Beach	1
Indianapolis, Lee	1
Marianna, Leon	1
Marianna, Washington	1
Mary Esther, Hillsborough	1
Los Angeles, Orange	1
Maitland, Palm Beach	1
Lake In The Hills, Broward	1
Litchfield Park, Monroe	1
Littleton, St. Johns	1

COVID-19: characteristics of 2,203,807 Florida resident cases

Data through May 2, 2021 verified as of May 3, 2021 at 09:25 AM

Data in this report are provisional and subject to change.

The table below includes the cities and counties of residence for cases in Florida residents based on the patient's ZIP Code.

Note that city is not always received as part of the initial notification and may be missing while the case is being investigated.

City and county	Cases
Melbourne, Volusia	1
Mattoon, Lee	1
Milford, Bay	1
Milford, Unknown	1
Miramar, Unknown	1
Newaygo, Charlotte	1
North Port, Charlotte	1
Missing, Franklin	1
Na, Dade	1
Naples, Unknown	1
New Canaan, Dade	1
Graceville, Unknown	1
Gwynn Oak, Polk	1
Fort Lauderdale, Lee	1
Fort Myers, Polk	1
Glens Falls, Broward	1
Fort Worth, Broward	1
Franklin, Orange	1
Frostproof, Highlands	1
Gainesville, Palm Beach	1
Gainesville, Santa Rosa	1
Denton, Broward	1
Destin, Bay	1
Eureka, Flagler	1
Evansville, Citrus	1
Crescent City, Marion	1
Crestview, Unknown	1
Commerce Township, Manatee	1
Crawfordville, Alachua	1
Brewster, Palm Beach	1
Brownsville, Escambia	1
Bryant, Palm Beach	1
Bonnie, St. Johns	1
Clearwater, Hillsborough	1
Coal City, Pasco	1
Celebration, Orange	1
Chicago, Broward	1
Austin, Dade	1
Apo, Collier	1
Big Torch Key, Monroe	1
Black, Holmes	1
Boca Raton, Lee	1
8852 Teacher Ln, Pasco	1
Addison, Pasco	1
Apopka, Citrus	1
Apopka, Hillsborough	1
Arabi, Orange	1
Unknown, Duval	1
Upland, Manatee	1
Valrico, Polk	1
Tampa, Citrus	1
Tampa, Duval	1
Surfside Beach, Orange	1
Temple, Palm Beach	1
Saint Charles, Orange	1
Saint Petersburg, Duval	1
Saint Petersburg, Manatee	1
St Peterburg, Orange	1
Stiamk, Dade	1

COVID-19: characteristics of 2,203,807 Florida resident cases

Data through May 2, 2021 verified as of May 3, 2021 at 09:25 AM

Data in this report are provisional and subject to change.

The table below includes the cities and counties of residence for cases in Florida residents based on the patient's ZIP Code.

Note that city is not always received as part of the initial notification and may be missing while the case is being investigated.

City and county	Cases
Scottsdale, Brevard	1
Scottsdale, Palm Beach	1
Summerdale, Escambia	1
Sun City Center, Lee	1
Port Saint Lucie, Marion	1
Roswell, Bay	1
Royal Palm, Palm Beach	1
Ruskin, Dade	1
Ruskin, Manatee	1
Pittsburgh, Alachua	1
Playa Del Rey, Palm Beach	1
Plymouth, Pasco	1
Pensacola Naval Hospital, Escambia	1
Oviedo, Orange	1
Pace, Escambia	1
Painted Post, Pasco	1
Palatka, Marion	1
Winnetka, Dade	1
Winter Garden, Osceola	1
Winter Haven, Leon	1
Winter Haven, Osceola	1
Winter Park, Duval	1
Winter Park, Palm Beach	1
Winter Springs, Polk	1
Youngstown, Washington	1
Wakefield, Broward	1
Waverly, Duval	1
Wabasha, Clay	1
West Hollywood, Broward	1
Wekiwa Springs, Orange	1
Wildwood, Lee	1
Willington, Lee	1
Morrisville, Palm Beach	1
Mokena, Lee	1
Myrtle Beach, Broward	1
Nashville, Palm Beach	1
North Brunswick, St. Lucie	1
North Grafton, Dade	1
Orlando, St. Johns	1
Orem, Dade	1
Orlando, Citrus	1
Orlando, Collier	1
Orlando, Hernando	1
Ocala, Duval	1
Notrealville, Polk	1
Orlando, Walton	1
Oviedo, Lake	1
Pensacola, Dade	1
Panomo City, Bay	1
Parrish, Sarasota	1
Pooler, Broward	1
Plantation, Leon	1
Plant City, Polk	1
Rye, Palm Beach	1
Saint Petersburg, Bay	1
Ridgewood, Lee	1
Roayl Palm Beach, Palm Beach	1
Roseville, Broward	1
Punta Gorda, Sarasota	1

COVID-19: characteristics of 2,203,807 Florida resident cases

Data through May 2, 2021 verified as of May 3, 2021 at 09:25 AM

Data in this report are provisional and subject to change.

The table below includes the cities and counties of residence for cases in Florida residents based on the patient's ZIP Code.

Note that city is not always received as part of the initial notification and may be missing while the case is being investigated.

City and county	Cases
Putnam, Putnam	1
Sunrise, Unknown	1
Surprise, Unknown	1
Tinley Park, Manatee	1
Twentynine Palms, Broward	1
St Cloud, Orange	1
St Helena Is, Dade	1
Seguin, Unknown	1
Vernon, Walton	1
Whippany, Volusia	1
Waukesha, Volusia	1
Unknown, Manatee	1
Venezuela, Unknown	1
Xifamk, Dade	1
Wilmington, Charlotte	1
Windermere, Alachua	1
Winfield, Hillsborough	1
Winter Garden, Unknown	1
Winter Park, Brevard	1
Buffalo, Dade	1
Canton, Duval	1
Brunswick, Polk	1
Bryceville, Duval	1
Bradentom, Manatee	1
Bradenton, Lee	1
Boca Raton, Dade	1
Boca Raton, Madison	1
Bogota, Unknown	1
Bal Harbour, Broward	1
Atlanta, Walton	1
Attalla, Broward	1
Auburn, Palm Beach	1
Autaugaville, Broward	1
Apopka, Volusia	1
Alachua, Suwannee	1
Alafaya, Broward	1
Alafaya, Pinellas	1
Crestview, Broward	1
Clearwater, Leon	1
Charlotte, Alachua	1
Crystal River, Marion	1
Dade City, Unknown	1
Dalecity, Okaloosa	1
Daytona Beach, Orange	1
Deerfield Beach, Polk	1
Dona Vista, Lake	1
East Setauket, Palm Beach	1
El Dorado, Palm Beach	1
Fayetteville, Broward	1
Fellsmere, Brevard	1
Florida City, Unknown	1
Fort Lauderdale, Collier	1
Fort Myers, Alachua	1
Fleming Island, Duval	1
Glen Cove, Unknown	1
Glen Saint Mary, Duval	1
Golf, Palm Beach	1
Great Neck, Dade	1
Gainesville, Levy	1

COVID-19: characteristics of 2,203,807 Florida resident cases

Data through May 2, 2021 verified as of May 3, 2021 at 09:25 AM

Data in this report are provisional and subject to change.

The table below includes the cities and counties of residence for cases in Florida residents based on the patient's ZIP Code.

Note that city is not always received as part of the initial notification and may be missing while the case is being investigated.

City and county	Cases
Irmo, Unknown	1
Immokalee, Walton	1
Hollywood, Unknown	1
Greensboro, Leon	1
Lake Forest, Collier	1
Key West, Palm Beach	1
Kilgore, Dade	1
Jacksonville, Baker	1
Jacksonville, Marion	1
Jupiter Inlet, Palm Beach	1
Land O Lakes, Unknown	1
Lawton, Okaloosa	1
Levittown, Palm Beach	1
Lima, Manatee	1
Lima, Volusia	1
Macclenny, Dixie	1
Madison, Jefferson	1
Maitland, Collier	1
Merrick, Palm Beach	1
Metter, Manatee	1
Miami, Osceola	1
Miamiardens, Unknown	1
Miamksaohes, Dade	1
Mckinney, Broward	1
Miamc, Dade	1
Milford, Lee	1
Missing, Levy	1
Longwood, Volusia	1
Matawan, Palm Beach	1
Lake Butler, Alachua	1
Kingsland, Nassau	1
Knoxville, Bay	1
Ldhl, Broward	1
Las Vegas, Palm Beach	1
Leesburg, Seminole	1
Lehigh Acres, Collier	1
Lincoln, St. Lucie	1
Little Neck, Lee	1
Jupiter, St. Lucie	1
Kenilworth, Leon	1
Key West, Duval	1
Keys West, Unknown	1
Jacksonville, Orange	1
Jefferson, Dade	1
Jonesboro, Leon	1
Intrcsion Cty, Osceola	1
Inverness, Marion	1
Inwood, Broward	1
Irvine, Marion	1
Istachatta, Hernando	1
Homeless, Monroe	1
Homeless, Pinellas	1
Howell, Dade	1
Hudson, Hernando	1
Indian Rocks Beach, Duval	1
Indiantown, Palm Beach	1
Inglewood, Sarasota	1
Hernando, Marion	1
Hialeah, Collier	1

COVID-19: characteristics of 2,203,807 Florida resident cases

Data through May 2, 2021 verified as of May 3, 2021 at 09:25 AM

Data in this report are provisional and subject to change.

The table below includes the cities and counties of residence for cases in Florida residents based on the patient's ZIP Code.

Note that city is not always received as part of the initial notification and may be missing while the case is being investigated.

City and county	Cases
Helen, Bay	1
Hoclywsod, Dade	1
Holiday, Pinellas	1
Carmel, Orange	1
Cedar Springs, Hernando	1
Caracas, Dade	1
Bryceville, Baker	1
Dallas, Hernando	1
Dayton, Lake	1
Daytona Beach, Pinellas	1
Alpharetta, Broward	1
O, Manatee	1
Acworth, Okaloosa	1
Apopka, Clay	1
Asheville, Highlands	1
Astoria, Broward	1
Atmore, Escambia	1
Bartow, Hardee	1
Bel Air, Collier	1
Berryton, Palm Beach	1
Brooklyn, Dade	1
Brooklyn, Lee	1
Bonnie, Broward	1
Boston, Broward	1
Downingtown, Broward	1
Downingtown, Hillsborough	1
Dpo, Santa Rosa	1
Dearborn, Broward	1
Deer Park, Dade	1
Deerfield, Dade	1
Deland, Seminole	1
Erie, Monroe	1
Fisher Island, Unknown	1
East Palatka, Hillsborough	1
Eastpoint, Leon	1
Deltona, Seminole	1
Fort Lauderdale, Leon	1
Fort Myers, Sarasota	1
Fort Pierce, Palm Beach	1
Fort White, Clay	1
Garden City, Alachua	1
Gaylord, Orange	1
Goodrich, Charlotte	1
Gotcha, Orange	1
Greensburg, Palm Beach	1
Harpers Ferry, Palm Beach	1
Haines City, Osceola	1
Topsham, Manatee	1
Town Of Nocatee, St. Johns	1
Troy, Manatee	1
Unkn, Duval	1
Sweetwater, Manatee	1
Syracuse, Polk	1
Tallahassee, Dade	1
Tamarac, Dade	1
Tavares, Orange	1
Waipahu, Santa Rosa	1
Ward, Polk	1
Wellborn, Columbia	1

COVID-19: characteristics of 2,203,807 Florida resident cases

Data through May 2, 2021 verified as of May 3, 2021 at 09:25 AM

Data in this report are provisional and subject to change.

The table below includes the cities and counties of residence for cases in Florida residents based on the patient's ZIP Code.

Note that city is not always received as part of the initial notification and may be missing while the case is being investigated.

City and county	Cases
Sunbright, Palm Beach	1
Venetian Islands, Dade	1
West Yarmouth, St. Lucie	1
West Aplm Beach, Palm Beach	1
Winter Garden, Duval	1
Woodbine, Nassau	1
Yulee, St. Johns	1
Zephyrhills, Hillsborough	1
Saint Joseph, Volusia	1
San Antonio, Orange	1
Seminole, Leon	1
Suitland, Volusia	1
Shirley, Flagler	1
Rileyville, Flagler	1
Russellville, Bay	1
Sagamore Beach, Charlotte	1
Saint Augustine, Broward	1
Saint Cloud, Palm Beach	1
Prattville, Hillsborough	1
Prestonsburg, Bay	1
Quincy, Jackson	1
Rapid City, Broward	1
Petersburg, Manatee	1
Piasa, Putnam	1
Myakka City, Sarasota	1
Missing, Okeechobee	1
Monroe Township, Palm Beach	1
Monroe, Lee	1
Moore Haven, Okeechobee	1
Morrisville, Unknown	1
North Palm Beach, Orange	1
Northport, Sarasota	1
Oakland, Lee	1
New Middletown, Hillsborough	1
New Port Richey, Pinellas	1
Newberry, Marion	1
Newtown, Lake	1
Other, Dade	1
Oldsmar, Hillsborough	1
Olean, Alachua	1
Palmetto Bay, Palm Beach	1
Palmetto, Pasco	1
Parma, Manatee	1
Pass-A-Grille Beach, Pinellas	1
Westlake Village, Unknown	1
White Plains, Broward	1
Whites Creek, Leon	1
Windermere, Volusia	1
Wtixrat, Dade	1
University Of Central Florida, Lee	1
Trenton, Dixie	1
Uknown, Unknown	1
Toms River, Lee	1
Tourist, Dade	1
Unk, Duval	1
Ventura, Orange	1
Watersound, Bay	1
Vero Beach, Unknown	1
Seffenner, Hillsborough	1

COVID-19: characteristics of 2,203,807 Florida resident cases

Data through May 2, 2021 verified as of May 3, 2021 at 09:25 AM

Data in this report are provisional and subject to change.

The table below includes the cities and counties of residence for cases in Florida residents based on the patient's ZIP Code.

Note that city is not always received as part of the initial notification and may be missing while the case is being investigated.

City and county	Cases
Seminole, Lee	1
Saint Petersburg, Charlotte	1
Saint Augustine, Flagler	1
Powell, Lee	1
Puerto Rico, Unknown	1
Randolph, Orange	1
Rivera Beach, Palm Beach	1
Tampa, Pasco	1
Summerfield, Unknown	1
Sunrtise, Dade	1
Tallahassee, Madison	1
Tallahassee, Pinellas	1
Sanford, Orange	1
Stratford, Broward	1
Pembroke Pines, Orange	1
Pensacola, Sumter	1
Panama City, Unknown	1
Perth Amboy, Hillsborough	1
Port Orange, Brevard	1
Paducah, Manatee	1
Orlando, Jackson	1
Orlando, Lee	1
Newberry, Levy	1
Nantucket, Palm Beach	1
New Vernon, Palm Beach	1
Ocala, Citrus	1
Ocoee, Unknown	1
Odessa, Dade	1
Oldsrav, Manatee	1
Crossings, Unknown	1
Davenport, Lake	1
Dayton, Citrus	1
Dayton, Orange	1
Dearborn Heights, Hillsborough	1
Edgewood, Broward	1
Elkton, Putnam	1
Dover, Lee	1
Chesterfield, Broward	1
Carteret, Polk	1
Cincinnati, Dade	1
Connellsville, Highlands	1
Armstrong, St. Johns	1
Atl, Brevard	1
Alva, Escambia	1
Andalusia, Escambia	1
Arcadia, Highlands	1
Baker, Santa Rosa	1
Belleville, Palm Beach	1
Belmont, Santa Rosa	1
Blountstown, Broward	1
Bronson, Alachua	1
Brooker, Alachua	1
Bradenton, Clay	1
Brandon, Pinellas	1
Bonita, Lee	1
Bocaraten, Palm Beach	1
Hudson, Pinellas	1
Indian Rock Beach, Palm Beach	1
Hoosick Falls, Broward	1

COVID-19: characteristics of 2,203,807 Florida resident cases

Data through May 2, 2021 verified as of May 3, 2021 at 09:25 AM

Data in this report are provisional and subject to change.

The table below includes the cities and counties of residence for cases in Florida residents based on the patient's ZIP Code.

Note that city is not always received as part of the initial notification and may be missing while the case is being investigated.

City and county	Cases
Hialeahgardens, Dade	1
Hiram, Leon	1
Interlachen, Duval	1
Jacksonville, Nassau	1
Fort Myers, Broward	1
Gainesville, Okaloosa	1
Florala, Okaloosa	1
Forestville, Volusia	1
Greenbrier, Bay	1
Greenville, Palm Beach	1
Groveland, Orange	1
Mexico, Orange	1
Miami Gardens, Unknown	1
Middletown, Osceola	1
Mayaguez, Dade	1
Macclenny, Duval	1
Mantua, Broward	1
Monroe, Hillsborough	1
Missing, Gilchrist	1
Longwood, Broward	1
Lucedale, St. Lucie	1
Leesburg, Broward	1
Kure Beach, Monroe	1
Lakeland, Palm Beach	1
Kaclsonville, Duval	1
Kechi, Orange	1
Chipley, Holmes	1
Celebration, Palm Beach	1
Chattanooga, Dade	1
Clarksboro, Lee	1
Conifer, Lee	1
El Paso, Unknown	1
Elbow Lake, Palm Beach	1
Dunellen, Dade	1
Diamond, Highlands	1
Doral, Broward	1
Cutler Bay, Broward	1
Daniel Island, Bay	1
Altamonte, Orange	1
Alva, Collier	1
333, Unknown	1
Allentown, Putnam	1
Apple Creek, Citrus	1
Amelia Village, Nassau	1
Barefoot Beach, Lee	1
Battle Creek, Manatee	1
Avon, Manatee	1
Aventura, Osceola	1
Boston, Dade	1
Brewster, Volusia	1
Bryn Mawr, Palm Beach	1
Burkeville, Brevard	1
Camden Wyoming, Duval	1
Azalea Park, Osceola	1
Bear Grass, Palm Beach	1
Boca Raton,, Palm Beach	1
Fort Denaud, Glades	1
Fort Meyers, Lee	1
Fortwalton Beach, Okaloosa	1

COVID-19: characteristics of 2,203,807 Florida resident cases

Data through May 2, 2021 verified as of May 3, 2021 at 09:25 AM

Data in this report are provisional and subject to change.

The table below includes the cities and counties of residence for cases in Florida residents based on the patient's ZIP Code.

Note that city is not always received as part of the initial notification and may be missing while the case is being investigated.

City and county	Cases
Garland, Orange	1
Fairless Hills, Broward	1
Fl State Lot, Leon	1
Eatonville, Seminole	1
Everett, Dade	1
Homer, Escambia	1
Havana, Leon	1
Hickory, Lee	1
Lake Mary, Lake	1
Jeffersonville, Broward	1
Madison, Unknown	1
Longwood, Orange	1
Lansdale, Lake	1
Lapeer, Manatee	1
Lehigh Cares, Lee	1
Live Oak, Columbia	1
Loganville, Orange	1
Missing, Wakulla	1
Monterey, Broward	1
Mumford, Manatee	1
N/A, Duval	1
Naples, Alachua	1
Ocean City, Broward	1
Old Town, Gilchrist	1
Opa Locka, Polk	1
Orem, Sarasota	1
Miami, Charlotte	1
Miamii, Dade	1
Middleburg, Duval	1
Midland, Osceola	1
Missing, Hamilton	1
Miami Garden, Unknown	1
San Antonio, Dade	1
Russellville, Hillsborough	1
Saint Augustine, Okaloosa	1
Sandyport, Dade	1
Sanford, Palm Beach	1
Sebastian, Lake	1
Ridgewood, Broward	1
Riverview, Manatee	1
Rochester, Broward	1
Roseland, Palm Beach	1
Republic, Monroe	1
Richmond, Palm Beach	1
Pompano Beach, Alachua	1
Oviedo, Leon	1
Porter Ranch, Dade	1
Raiford, Bradford	1
Ponte Vedra Beach, Orange	1
Port Orange , Volusia	1
Port Saint Lucie, Indian River	1
Village Of Palm Springs, Palm Beach	1
Virginia Beach, Alachua	1
Wayne, Palm Beach	1
Webster, Pasco	1
Wekiva Springs, Orange	1
Westerville, Hillsborough	1
Wilton Manors, Dade	1
Wilbur By The Sea, Volusia	1

COVID-19: characteristics of 2,203,807 Florida resident cases

Data through May 2, 2021 verified as of May 3, 2021 at 09:25 AM

Data in this report are provisional and subject to change.

The table below includes the cities and counties of residence for cases in Florida residents based on the patient's ZIP Code.

Note that city is not always received as part of the initial notification and may be missing while the case is being investigated.

City and county	Cases
Willowbrook, Lee	1
Wilmington, Pasco	1
Tower Lakes, Lee	1
Union City, Bradford	1
University Of Central Fl, Pasco	1
Steinhatchee, Alachua	1
Tallahassee, Wakulla	1
Tampa, Escambia	1
Tampa, Manatee	1
Tangerine, Lake	1
Winston Salem, Unknown	1
Winter Garden, Hillsborough	1
Woodland Hills, Brevard	1
Youngstown, Calhoun	1
Yulee, Duval	1
Parlin, Broward	1
Ponce, Orange	1
Plant City, Hendry	1
Plant City, Pinellas	1
Plantation, Unknown	1
Orem, Nassau	1
Orlando, Highlands	1
Northville, Broward	1
Ocala, Indian River	1
Ocoee, Broward	1
Olando, Orange	1
Ocoee, Polk	1
Saint Petersburg, Dade	1
San Juan, Osceola	1
San Pedro Sula, Dade	1
Sandy, Duval	1
Richmond Heights, Dade	1
Ridge Manor, Hernando	1
Riverview, Pinellas	1
Rochester, Lee	1
Rosemary Beach, Bay	1
Saint Cloud, Orange	1
Port Saint Lucie, Duval	1
Portland, Unknown	1
Pound Ridge, Leon	1
Southampton, Palm Beach	1
South Otselic, Dade	1
Sevierville, Dade	1
Stockbridge, Leon	1
Sullivans Island, Dade	1
Tampa, Lee	1
Tampa, Polk	1
Summerville, Dade	1
Tallahassee, Escambia	1
Telluride, Lee	1
Tinley Park, Lee	1
University Of Central Fl, Dade	1
Windermere, Polk	1
Winter Park, Lake	1
Wayne, Dade	1
West Lafayette, Desoto	1
West Simsbury, Collier	1
Winter, Pinellas	1
Downers Grove, St. Lucie	1

COVID-19: characteristics of 2,203,807 Florida resident cases

Data through May 2, 2021 verified as of May 3, 2021 at 09:25 AM

Data in this report are provisional and subject to change.

The table below includes the cities and counties of residence for cases in Florida residents based on the patient's ZIP Code.

Note that city is not always received as part of the initial notification and may be missing while the case is being investigated.

City and county	Cases
Delrey Beach, Palm Beach	1
Export, Palm Beach	1
Fdsf, Unknown	1
Felda, Palm Beach	1
Flagler Beach, Volusia	1
Flora, Lee	1
Fort Myers, Lake	1
Fresno, Pasco	1
Fruitland Park, Sumter	1
Gainesville, Marion	1
Gastonia, Polk	1
Clearwater, Highlands	1
Clermont, Unknown	1
Columbia, Orange	1
Coral Gables, Unknown	1
Coral Springs, Unknown	1
Crestview, Dade	1
Dade City, Polk	1
Darien, Pasco	1
Arcadia, Charlotte	1
Aspen, Palm Beach	1
Atl, Broward	1
Atlanta, Broward	1
Aurburndale, Polk	1
Aventura, Unknown	1
Azalea Park, Sarasota	1
Biscayne Park, Broward	1
Alpharetta, Alachua	1
Apalachicola, Leon	1
Brooksville, Columbia	1
Bryn Mawr, Collier	1
Canfield, Duval	1
Naugatuck, Lee	1
New Vernon, Sarasota	1
New York, Broward	1
Newport Beach, Palm Beach	1
North Adams, Manatee	1
North Little Rock, Palm Beach	1
Myakka, Duval	1
Missing, Hendry	1
Missing, Baker	1
Milford, Palm Beach	1
Milford, Polk	1
Minneapolis, Broward	1
Melbourne, Dade	1
Melbourne, Orange	1
Miami Beach, Palm Beach	1
Miami Granders, Dade	1
Johns Island, Wakulla	1
Killarney, Orange	1
Knoxville, Duval	1
Harrison, Dade	1
Havanna, Gadsden	1
Jacksonville, Flagler	1
Jacksonville, Palm Beach	1
Hilliard, Dade	1
Hollywood, Leon	1
Homestead, Monroe	1
Homestead, Unknown	1

COVID-19: characteristics of 2,203,807 Florida resident cases

Data through May 2, 2021 verified as of May 3, 2021 at 09:25 AM

Data in this report are provisional and subject to change.

The table below includes the cities and counties of residence for cases in Florida residents based on the patient's ZIP Code.

Note that city is not always received as part of the initial notification and may be missing while the case is being investigated.

City and county	Cases
Humble, Broward	1
Green, Clay	1
Greensburg, Orange	1
Greenville, Monroe	1
Gulf Shores, Escambia	1
Maitland, Unknown	1
Matlacha Island, Lee	1
Los Angeles, Polk	1
Lakeland, Pasco	1
Lakewood, Unknown	1
Lake City, Volusia	1
Fort Myers, Dade	1
Floral, Escambia	1
Gainesville, Baker	1
Gilmer, Dade	1
Grassy Key, Monroe	1
Jamaica, Broward	1
Haverford, Hillsborough	1
Herrin, Orange	1
Jersey City, Polk	1
Haledon, Dade	1
Jacksonville, Manatee	1
Marshall, Palm Beach	1
Marianna, Calhoun	1
Lemoyne, Manatee	1
Los Angeles, Palm Beach	1
Lyndhurst, Broward	1
Magnolia Square, Osceola	1
Maitland, Alachua	1
Lake In The Hills, Columbia	1
Lake Placid, Alachua	1
Kingsland, Duval	1
Kissimmee, Brevard	1
Lawrence Township, Palm Beach	1
Las Vegas, Orange	1
Lake Worth Beach, Broward	1
Lander, Citrus	1
Bronx, Broward	1
Carol Stream, Orange	1
Castleberry, Escambia	1
Buffalo, Palm Beach	1
Bryant, Alachua	1
Alanson, Bay	1
Aollywoss, Dade	1
Apo, Pasco	1
Apopka, Flagler	1
Belleair, Hillsborough	1
Bohealia, Lee	1
Blowing Rock, Polk	1
Dorchester, Orange	1
Estero, Collier	1
Fanning Springs, Levy	1
Felton, Manatee	1
Deland, Polk	1
Cumberland, Palm Beach	1
Dade City, Hillsborough	1
Dallas, Lee	1
De Leon Springs, Putnam	1
Dearborn, Lee	1

COVID-19: characteristics of 2,203,807 Florida resident cases

Data through May 2, 2021 verified as of May 3, 2021 at 09:25 AM

Data in this report are provisional and subject to change.

The table below includes the cities and counties of residence for cases in Florida residents based on the patient's ZIP Code.

Note that city is not always received as part of the initial notification and may be missing while the case is being investigated.

City and county	Cases
Clear Brook, Lee	1
Charlotte, Pasco	1
Crestview, Holmes	1
College Station, Lake	1
Columbus, Brevard	1
Cookeville, Seminole	1
Orlando, Union	1
Ovido, Seminole	1
Oxford, Palm Beach	1
Opalocka, Dade	1
North Canton, Palm Beach	1
Oakland, Leon	1
Ocala, Alachua	1
Okeechobee, St. Lucie	1
Miamf, Dade	1
Miami G, Dade	1
Miami, Collier	1
Miami, St. Lucie	1
New Richmond, Volusia	1
Steinhatchee, Madison	1
Spring Park, Alachua	1
South Burlington, Orange	1
Sarasota, Charlotte	1
Sarasota, Hillsborough	1
Shannon, Collier	1
Soddy Daisy, Broward	1
Soldotna, Broward	1
Saint Cloud, Lee	1
Saint Johns, Orange	1
San Antonio, Sarasota	1
Sanford, Volusia	1
Rio Dell, Volusia	1
Rochelle, Volusia	1
Port Saint Lucie, Orange	1
Princeton, Alachua	1
Provincetown, Collier	1
Panama City, Walton	1
Palm Coast, Duval	1
Perry, Leon	1
Perth Amboy, Monroe	1
Winter Park, Osceola	1
Wood River, Polk	1
Worcester, Palm Beach	1
Wesley Chapel, Alachua	1
Virginia Beach, Hernando	1
Waco, Broward	1
Washington, Broward	1
Wheaton, Lee	1
Winter Park, Alachua	1
Wilmington, Broward	1
Tewksbury, Orange	1
Umatilla, Alachua	1
University Of Central Florida, Monroe	1
Toms River, Dade	1
Tampa, Volusia	1
Tangerine, Seminole	1
Tamarac, Seminole	1
Zolfo Springs, Polk	1
Yukon, Broward	1

COVID-19: characteristics of 2,203,807 Florida resident cases

Data through May 2, 2021 verified as of May 3, 2021 at 09:25 AM

Data in this report are provisional and subject to change.

The table below includes the cities and counties of residence for cases in Florida residents based on the patient's ZIP Code.

Note that city is not always received as part of the initial notification and may be missing while the case is being investigated.

City and county	Cases
Westbrook, Dade	1
Wichita, Volusia	1
Wells, Polk	1
Winder Garden, Orange	1
Windermere, Leon	1
Windermere, Osceola	1
Windermere, Seminole	1
Winter Garden, Broward	1
Winter Garden, Pinellas	1
Winter Park, Broward	1
Shelton, Manatee	1
Sarasota, Flagler	1
Saxis, Lee	1
Schenectady, Polk	1
Sebring, Lee	1
Sun City Center, Hardee	1
Sodus, Charlotte	1
Spring Hill , Hernando	1
Spring Hill, Dade	1
Starke, Clay	1
Stone Mountain, Palm Beach	1
Washington, Unknown	1
Tulsa, Orange	1
Tiffin, Highlands	1
Tallahassee, Duval	1
Tampa, Palm Beach	1
Tavares, Marion	1
Temple Terrace, Pasco	1
New Orleans, Palm Beach	1
Newark, Broward	1
Newburgh, Bay	1
Navarre, Dade	1
Orange City, Seminole	1
Orange Park , Duval	1
Ocoee, Osceola	1
Okeechobee, Broward	1
Orlando, Columbia	1
Orlando, Indian River	1
Orem, Broward	1
Old Town, Alachua	1
Omaha, Palm Beach	1
Ona, Manatee	1
Oooooo, Unknown	1
North Pole, Seminole	1
North Port, Lee	1
Parker, Dade	1
Parker, Leon	1
Port Everglades, Broward	1
Plantation, Orange	1
Pompano Beach, Martin	1
Oviedo, Brevard	1
Orlando, Sarasota	1
Palm Coast, Polk	1
Pacifica, Dade	1
Saint Petersburg, St. Lucie	1
Sandford, Seminole	1
Rye, Duval	1
Saint Johns, Unknown	1
Potomac, Palm Beach	1

COVID-19: characteristics of 2,203,807 Florida resident cases

Data through May 2, 2021 verified as of May 3, 2021 at 09:25 AM

Data in this report are provisional and subject to change.

The table below includes the cities and counties of residence for cases in Florida residents based on the patient's ZIP Code.

Note that city is not always received as part of the initial notification and may be missing while the case is being investigated.

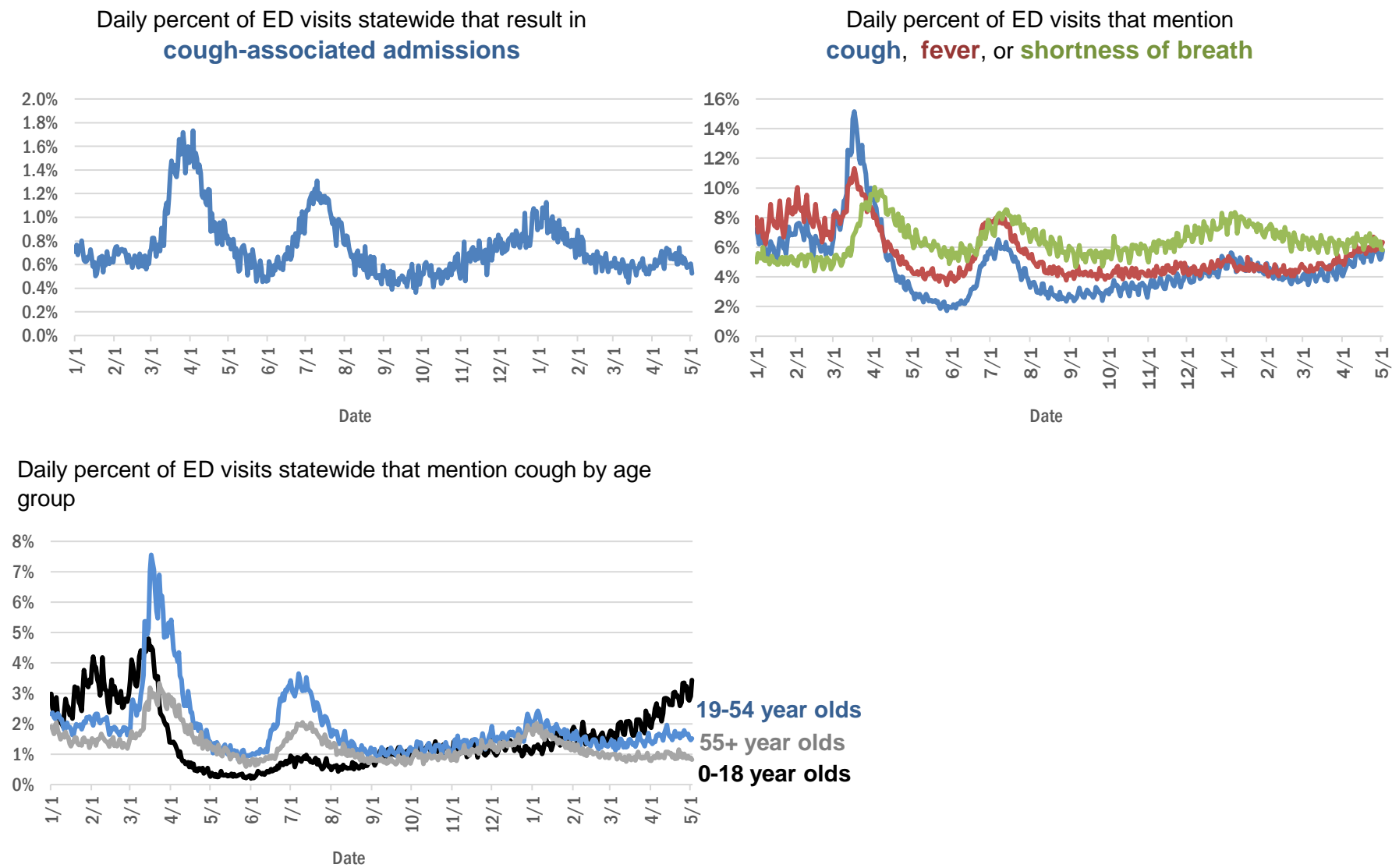
City and county	Cases
Rex, Duval	1
Los Angeles, Hardee	1
Littleton, Dade	1
Manchester, Okaloosa	1
Margate, Dade	1
Marshall, Dade	1
Medford, Palm Beach	1
Miami, Manatee	1
Macdill Air Force Base, Hillsborough	1
Miami Beach, Broward	1
Middlesburg, Duval	1
Lewisburg, Pasco	1
Leesburg, Marion	1
Lake City, Hamilton	1
La Grange, Dade	1
Homosassa, Hernando	1
Homossassa, Citrus	1
Jerusalem, St. Johns	1
Holly Ridge, Orange	1
Homeless, Polk	1
Homestead, Orange	1
East Hampton, Palm Beach	1
Deland, St. Lucie	1
Deltona, Orange	1
Cuttler Bay, Dade	1
Cypress, Leon	1
Davenport, Orange	1
Daytona Beach, Unknown	1
Harrison, Pinellas	1
Granada Hills, Broward	1
Guilford, Dade	1
Fort Myers, Manatee	1
Fort Myers, Unknown	1
Fort Myers-, Lee	1
Gainesville, Duval	1
Foley, Escambia	1
Altoona, Marion	1
Anaheim, Unknown	1
Argyle, Walton	1
Athens, Duval	1
Bal Harbor, Dade	1
Bogota, Orange	1
Bradenton, Dade	1
Bradenton, Osceola	1
Bridgeport, Dade	1
Bronx, Palm Beach	1
Cambridge, Broward	1
Clermont, Seminole	1
Clermont, Volusia	1
Clewiston, Glades	1
Coconut Creek, Dade	1
Columbus, Dade	1
Conway, Leon	1
Coventry, Broward	1
Total	2,203,807

COVID-19: additional surveillance information

Data through May 2, 2021 verified as of May 3, 2021 at 09:25 AM

Data in this report are provisional and subject to change.

Statewide emergency department (ED) chief complaint and admission data



The Electronic Surveillance System for the Early Notification of Community-Based Epidemics (ESSENCE-FL) includes chief complaint data from 211 of 211 Florida EDs. Data are transmitted electronically to ESSENCE-FL daily or hourly.

COVID-19: testing by laboratory

Data through May 2, 2021 verified as of May 3, 2021 at 09:25 AM

Data in this report are provisional and subject to change.

The numbers in the table below represent the number of Florida and non-Florida residents for whom test results were received by the Department of Health. A person can be tested by more than one laboratory and can have both positive and negative results. **Therefore, the sum of the numbers in each column will be larger than the total number of people tested.**

Reporting lab	Inconclusive	Negative	Positive	Percent positive	Total
CURATIVE LABS	16,411	1,790,753	280,876	13%	2,088,040
LABORATORY CORPORATION OF AMERICA	2,660	1,705,874	231,670	12%	1,940,204
QUEST DIAGNOSTICS	12,383	1,429,334	209,960	13%	1,651,677
BIO REFERENCE LABORATORIES, INC	7,570	982,491	189,711	16%	1,179,772
HELIX	10,498	758,494	132,975	15%	901,967
REALTOX LABS LLC	7,002	628,128	103,416	14%	738,546
NOMI_HEALTH	3,535	586,188	81,074	12%	670,797
RCA LABORATORY SERVICES, LLC/GENETWORX		496,650	55,752	10%	552,402
PALM BEACH BALLPARK		392,558	44,801	10%	437,359
GENETWORX	661	390,596	33,001	8%	424,258
CDR MAGUIRE - HEALTH CARE CENTER		338,620	51,562	13%	390,182
PWNHEALTH	2,236	324,314	45,260	12%	371,810
IMPACT HEALTH BIOMETRIC TESTING, INC	1,048	236,249	28,567	11%	265,864
BPHL-JACKSONVILLE	18	205,510	35,258	15%	240,786
EAST FLORIDA STATE COLLEGE - BREVARD		212,886	26,986	11%	239,872
ADVENTHEALTH LAB	99	190,829	24,593	11%	215,521
FULGENT DIAGNOSTICS LABORATORY	4,155	182,644	20,980	10%	207,779
BPHL-MIAMI	225	172,059	28,540	14%	200,824
NOMI HEALTH LAB SERVICES		172,680	20,000	10%	192,680
MAKO GENOMICS	8,273	147,167	27,132	15%	182,572
CB SMITH PARK		150,114	18,792	11%	168,906
MAYO CLINIC LABORATORIES	344	145,979	17,953	11%	164,276
BAYCARE LABORATORIES LLC	679	149,928	12,589	8%	163,196
AEGIS SCIENCES CORPORATION	1,387	137,604	22,020	14%	161,011
MEMORIAL REGIONAL HOSPITAL SOUTH	31	127,472	25,625	17%	153,128
ELABNETWORK	1,059	139,661	12,004	8%	152,724
ORLANDO HEALTH SYSTEM	687	135,031	13,649	9%	149,367
ASCENSION SACRED HEART HOSPITAL - PENSACOLA	2	118,960	18,158	13%	137,120
BIOCOLLECTIONS WORLDWIDE, INC	776	118,368	13,913	10%	133,057
NORTHWEST LABORATORY	247	121,141	6,479	5%	127,867
AKESOGEN		104,457	20,285	16%	124,742
TESTING MATTERS INC	1,373	102,778	19,345	16%	123,496
ADVENT HEALTH LAB	112	101,258	13,955	12%	115,325
BPHL-TAMPA (SPECTRUM BLVD)	46	96,840	17,934	16%	114,820
MEDICAL DIAGNOSTIC LABORATORIES	977	98,613	14,221	12%	113,811
UF HEALTH MEDICAL LAB	33	103,559	9,769	9%	113,361
TAMPA GENERAL HOSPITAL	4	102,376	9,795	9%	112,175
DIATHERIX LABORATORIES (VRL EUROFINs)	1	90,804	13,387	13%	104,192
BAPTIST HEALTH SOUTH FLORIDA	398	89,484	13,334	13%	103,216
KORVALABS, INC	1,285	92,524	4,746	5%	98,555
SUNPATH MEDICAL DIAGNOSTICS LABORATORY	845	80,514	12,407	13%	93,766
ASCENSION ST VINCENT'S - RIVERSIDE	2	76,366	10,588	12%	86,956
LAKELAND REGIONAL MEDICAL CENTER	278	75,256	9,719	11%	85,253
SOUTH MIAMI HOSPITAL LAB	474	73,821	10,256	12%	84,551
JACKSON MEMORIAL HOSPITAL CLINICAL LAB	79	71,789	12,368	15%	84,236
INGENIOUS PERSONALIZED MEDICINE	252	63,232	12,730	17%	76,214
MINUTECLINIC LLC		63,721	10,752	14%	74,473

COVID-19: testing by laboratory

Data through May 2, 2021 verified as of May 3, 2021 at 09:25 AM

Data in this report are provisional and subject to change.

The numbers in the table below represent the number of Florida and non-Florida residents for whom test results were received by the Department of Health. A person can be tested by more than one laboratory and can have both positive and negative results. **Therefore, the sum of the numbers in each column will be larger than the total number of people tested.**

Reporting lab	Inconclusive	Negative	Positive	Percent positive	Total
UF HEALTH SHANDS HOSPITAL	534	67,835	4,836	7%	73,205
AMERICAN HEALTH ASSOCIATES	9	66,655	5,382	7%	72,046
APPLIED INGENUITY DIAGNOSTICS LLC		63,559	3,272	5%	66,831
AIT LABORATORIES		55,975	6,876	11%	62,851
BAPTIST HEALTH - JACKSONVILLE	4	55,892	4,212	7%	60,108
GENESIS REFERENCE LABORATORIES		53,134	5,506	9%	58,640
ADVENTIST HEALTH SYSTEMS SUNBELT INC DBA		50,139	6,502	11%	56,641
SARASOTA MEMORIAL HOSPITAL MAIN LAB	12	50,224	4,179	8%	54,415
TALLAHASSEE MEMORIAL HOSPITAL	242	47,630	5,642	11%	53,514
ARUP LABORATORIES	16	50,112	2,927	6%	53,055
NICKLAUS CHILDREN'S HOSPITAL	74	46,759	5,845	11%	52,678
BROWARD GENERAL MEDICAL CENTER-CLINICAL LAB	2	47,478	5,193	10%	52,673
AMELIA EARHART		43,928	7,258	14%	51,186
FLORIDA HOSPITAL - TAMPA	37	46,054	3,630	7%	49,721
DWIC OF TAMPA BAY INC		42,250	5,771	12%	48,021
MEDFAST URGENT CARE CENTERS, LLC	20	41,386	6,277	13%	47,683
VIRACOR EUROFINIS		36,097	9,851	21%	45,948
MILLENNIUM PHYSICIAN GROUP	17	37,647	7,390	16%	45,054
UNIVERSITY OF MIAMI HOSPITAL	154	40,258	3,995	9%	44,407
LEE HEALTH - CAPE CORAL HOSPITAL	3	38,092	6,058	14%	44,153
INTEGRATED REGIONAL LABORATORIES LLP	14	38,677	5,434	12%	44,125
UF HEALTH JACKSONVILLE	61	38,449	4,313	10%	42,823
ECCO LAB GROUP CO	547	35,772	4,794	12%	41,113
MOUNT SINAI MEDICAL CENTER	13	34,241	3,617	10%	37,871
NORTH FLORIDA REGIONAL MEDICAL CENTER		33,825	3,724	10%	37,549
ORANGE COUNTY CONVENTION CENTER		33,330	3,720	10%	37,050
NIGHT LITE PEDIATRIC CENTER LLC		33,294	3,448	9%	36,742
ST JOSEPHS HOSPITAL LABORATORY	23	32,476	4,039	11%	36,538
BRANDON REGIONAL HOSPITAL		32,177	4,172	11%	36,349
WALGREENS	38	30,324	5,597	16%	35,959
MIAMI DADE COUNTY		32,091	3,527	10%	35,618
STS LAB 2 LLC	6	33,365	1,840	5%	35,211
GENESIS MEDICAL LABORATORY	472	29,413	5,159	15%	35,044
JUPITER MEDICAL CENTER LAB	87	30,908	2,967	9%	33,962
JFK MEDICAL CENTER LAB	1	29,031	3,634	11%	32,666
PALMETTO GENERAL HOSPITAL LAB	3	26,895	5,129	16%	32,027
HOLY CROSS HOSPITAL CLINICAL LAB	1	29,176	2,725	9%	31,902
WATSON CLINIC LLP		25,336	5,937	19%	31,273
AVENTUS BIO LABS	16	26,496	3,633	12%	30,145
MIAMI BEACH CONVENTION CENTER		26,105	2,110	7%	28,215
CLEVELAND CLINIC TRADITION HOSPITAL		25,762	2,077	7%	27,839
INFINITY BIOLOGIX LLC (GINKO BIOWORKS)	117	26,441	1,234	4%	27,792
MALABAR MEDICAL WALK IN CLINIC	1	23,252	4,509	16%	27,762
HEALTHLINK DIAGNOSTIC LABORATORIES	298	24,893	2,463	9%	27,654

COVID-19: testing by laboratory

Data through May 2, 2021 verified as of May 3, 2021 at 09:25 AM

Data in this report are provisional and subject to change.

The numbers in the table below represent the number of Florida and non-Florida residents for whom test results were received by the Department of Health. A person can be tested by more than one laboratory and can have both positive and negative results. **Therefore, the sum of the numbers in each column will be larger than the total number of people tested.**

Reporting lab	Inconclusive	Negative	Positive	Percent positive	Total
CLEVELAND CLINIC HOSPITAL LAB	4	24,526	2,638	10%	27,168
ACCESS DX LABORATORY	232	23,689	2,144	8%	26,065
MORTON PLANT HOSPITAL-ADLER INSTITUTE	26	23,149	2,840	11%	26,015
SAINT MARY'S MEDICAL CENTER	27	22,351	2,471	10%	24,849
LAB DIAGNOSTICS LLC	398	18,753	5,378	22%	24,529
DRS CLACK SPENCER WHITE & MCCORMACK PA D/B/A		22,141	2,170	9%	24,311
UNITED CLINICAL LABORATORY LLC	3	21,496	2,786	11%	24,285
PANCARE OF FLORIDA INC		21,145	2,556	11%	23,701
BAYFRONT HEALTH - ST PETERSBURG	17	20,747	2,675	11%	23,439
STATLAB_MOBILE	1	20,547	2,064	9%	22,612
NAPLES COMMUNITY HOSPITAL	74	20,019	2,075	9%	22,168
PATIENTS FIRST LAKE ELLA MEDICAL CENTER PA		18,455	3,323	15%	21,778
LEESBURG REGIONAL MEDICAL CENTER		18,432	2,509	12%	20,941
CLARITY LAB SOLUTIONS	111	18,630	2,160	10%	20,901
HOMESTEAD HOSPITAL CLINICAL LABORATORY	27	17,253	3,591	17%	20,871
LAWNWOOD REGIONAL MEDICAL CENTER	1	18,238	2,460	12%	20,699
ADVENT HEALTH - DAYTONA BEACH	32	18,890	1,759	9%	20,681
OSCEOLA REGIONAL MEDICAL CENTER	1	18,127	2,498	12%	20,626
EXACT SCIENCES LABORATORIES	1	18,177	2,308	11%	20,486
SYNERGY DIAGNOSTIC LABORATORY	98	17,918	2,455	12%	20,471
NORTHWEST MEDICAL CENTER	1	17,771	2,428	12%	20,200
VISTA CLINICAL DIAGNOSTICS	491	17,456	2,164	11%	20,111
MEMORIAL HOSPITAL JACKSONVILLE	8	17,108	2,898	14%	20,014
ORANGE PARK MEDICAL CENTER	9	16,410	2,851	15%	19,270
BETHESDA HOSPITAL EAST		17,377	1,675	9%	19,052
OAK HILL HOSPITAL		16,791	2,031	11%	18,822
DELRAY MEDICAL CENTER LAB	3	16,840	1,817	10%	18,660
INDIAN RIVER PATHOLOGY LLC		17,310	1,338	7%	18,648
LABS ASAP LLC		16,722	1,628	9%	18,350
MEMORIAL REGIONAL HOSPITAL CLINICAL LABORATORY	10	17,087	1,127	6%	18,224
WEST KENDALL BAPTIST HOSPITAL	14	14,629	3,276	18%	17,919
BAPTIST HEALTH - SOUTH		16,481	1,334	7%	17,815
ADVENTHEALTH CENTRA CARE LAKE BUENA VISTA		15,638	2,148	12%	17,786
MEDRITE MEDICAL CARE, PC	6,840	9,740	976	6%	17,556
NEMOURS CHILDRENS HOSPITAL	1	16,475	1,034	6%	17,510
HEALTH CENTER AT SINAI RESIDENCES		16,924	506	3%	17,430
LARGO MEDICAL CENTER		15,351	1,827	11%	17,178
WINTER HAVEN HOSPITAL CLINICAL LABORATORY	4	14,584	2,586	15%	17,174
BIOCERNA LABS	461	14,582	2,112	12%	17,155
ACCESS MEDICAL LABORATORIES	4	8,756	8,333	49%	17,093
MOLECULAR INFECTIOUS DISEASES	656	15,473	738	4%	16,867
THE HEALTHCARE DISTRICT OF PALM BEACH COUNTY	51	14,633	2,063	12%	16,747
MEDICAL CENTER OF TRINITY CLINICAL LABORATORY	2	15,039	1,694	10%	16,735
PALMS WEST HOSPITAL LAB	2	14,416	2,158	13%	16,576
FULGENT DIAGNOSTICS	172	15,345	1,003	6%	16,520

COVID-19: testing by laboratory

Data through May 2, 2021 verified as of May 3, 2021 at 09:25 AM

Data in this report are provisional and subject to change.

The numbers in the table below represent the number of Florida and non-Florida residents for whom test results were received by the Department of Health. A person can be tested by more than one laboratory and can have both positive and negative results. **Therefore, the sum of the numbers in each column will be larger than the total number of people tested.**

Reporting lab	Inconclusive	Negative	Positive	Percent positive	Total
UHEALTH CORAL GABLES/LENNAR MED CTR	55	15,122	1,100	7%	16,277
WELLINGTON REGIONAL MED CTR LAB	6	14,468	1,798	11%	16,272
NATIONWIDE LABORATORY SERVICES INC	560	13,819	1,864	11%	16,243
BAPTIST HEALTHCARE - BAPTIST HOSPITAL	6	12,903	3,317	20%	16,226
LEE HEALTH - LEE MEMORIAL HOSPITAL		12,362	3,770	23%	16,132
PRIVA PATH LABS	82	14,869	1,017	6%	15,968
WEST FLORIDA HOSPITAL LAB	1	12,650	3,163	20%	15,814
MERCY HOSPITAL A CAMPUS OF PLANTATION GEN HOSP LAB	1	13,421	2,331	15%	15,753
WESTSIDE REGIONAL MED CTR	2	13,367	2,263	14%	15,632
GOOD SAMARITAN MEDICAL CENTER LAB	2	13,663	1,944	12%	15,609
REGIONAL MEDCIAL CENTER BAYONET POINT	2	14,214	1,230	8%	15,446
CARDIOPATH	84	13,042	1,922	13%	15,048
THE VILLAGES REGIONAL HOSPITAL		13,602	1,439	10%	15,041
GULF COAST MEDICAL CENTER MICROLAB		11,692	3,089	21%	14,781
NONA SCIENTIFIC	5	11,541	3,170	22%	14,716
AVENTURA HOSPITAL LAB		11,926	2,676	18%	14,602
INDIAN RIVER MEDICAL CENTER LAB		13,669	852	6%	14,521
CORAL GABLES HOSPITAL CLINICAL LABORATORY		12,367	2,108	15%	14,475
BAPTIST HEALTH SOUTH FLORIDA - WEST KENDALL URGENT CARE		11,850	2,322	16%	14,172
PRECISION HEALTH RESOURCES LLC		13,197	918	7%	14,115
CAPITAL REGIONAL MEDICAL CTR		11,596	2,517	18%	14,113
WEST BOCA MEDICAL CENTER LAB		12,975	1,009	7%	13,984
BLAKE MEDICAL CENTER		12,351	1,633	12%	13,984
HALIFAX MEDICAL CENTER LAB	39	11,784	2,042	15%	13,865
LEE DAVIS COMMUNITY RESOURCE CENTER		11,807	2,045	15%	13,852
MANATEE MEMORIAL HOSPITAL		12,566	1,136	8%	13,702
LEE HEALTH - HEALTH PARK MEDICAL CENTER		11,575	2,119	15%	13,694
ST ANTHONY'S HOSPITAL LAB	30	11,709	1,644	12%	13,383
PALM BEACH GARDENS MEDICAL CTR LAB		12,081	1,299	10%	13,380
PHYSICIANS REGIONAL MEDICAL CENTER - PINE RIDGE RD	1	11,730	1,274	10%	13,005
CernerELR_Advent		11,393	1,567	12%	12,960
PLANTATION GENERAL HOSPITAL		10,980	1,968	15%	12,948
LAKE CITY MEDICAL CENTER		10,490	2,337	18%	12,827
ST JOSEPHS HOSPITAL	18	10,886	1,854	15%	12,758
FAU		11,640	1,068	8%	12,708
FLORIDA LABORATORY ANALYSIS		11,148	1,549	12%	12,697
FLORIDA HOSPITAL HEARTLAND MED CTR CLINICAL LAB	33	11,090	1,562	12%	12,685
GENOVA DIAGNOSTICS LABORATORY	70	11,434	1,129	9%	12,633
PATHNOSTICS	46	10,062	2,467	20%	12,575
LARKIN COMMUNITY HOSPITAL	10	10,876	1,574	13%	12,460
FLORIDA MEDICAL CENTER - A CAMPUS OF NORTH SHORE	2	10,880	1,498	12%	12,380
ADVENTHEALTH CENTRA CARE WATERFORD LAKES		10,338	2,023	16%	12,361
CENTRAL FLORIDA REGIONAL HOSPITAL		10,876	1,266	10%	12,142
LAKE CITY HM		11,147	988	8%	12,135
BINAXNOW	10	9,184	2,927	24%	12,121
PWN HEALTH	17	9,958	2,081	17%	12,056
EXPRESS GENE MOLECULAR DIAGNOSTICS LABORATORY	1	10,437	1,569	13%	12,007

COVID-19: testing by laboratory

Data through May 2, 2021 verified as of May 3, 2021 at 09:25 AM

Data in this report are provisional and subject to change.

The numbers in the table below represent the number of Florida and non-Florida residents for whom test results were received by the Department of Health. A person can be tested by more than one laboratory and can have both positive and negative results. **Therefore, the sum of the numbers in each column will be larger than the total number of people tested.**

Reporting lab	Inconclusive	Negative	Positive	Percent positive	Total
FLORIDA HOSPITAL WATERMAN LABORATORY	70	10,997	863	7%	11,930
COAST DIAGNOSTICS LLC	52	10,603	1,272	11%	11,927
NORTHSIDE HOSPITAL AND HEART INSTITUTE		10,745	1,147	10%	11,892
ADVENT HEALTH - WESLEY CHAPEL	14	10,736	1,132	10%	11,882
VIKOR SCIENTIFIC	49	9,950	1,880	16%	11,879
DOCTORS HOSPITAL	7	10,017	1,851	16%	11,875
JOHNS HOPKINS ALL CHILDREN'S HOSPITAL		11,121	718	6%	11,839
MEASE COUNTRYSIDE LAB	14	10,437	1,316	11%	11,767
ST MARKS HOSPITAL LABORATORY B	78	10,627	1,002	9%	11,707
CORAL SPRINGS MED CTR		10,503	1,140	10%	11,643
HEALTHQUEST ESOTERICS		9,934	1,637	14%	11,571
FLORIDA HOSPITAL DELAND	10	10,151	1,362	12%	11,523
SARKIS CLINICAL TRIALS	25	10,075	1,370	12%	11,470
BAPTIST HEALTH SOUTH FLORIDA - COUNTRY WALK URGENT CARE		9,469	1,995	17%	11,464
ADVENTHEALTH CENTRA CARE ST CLOUD	1	9,777	1,624	14%	11,402
AMERICAN FAMILY CARE	1	6,800	4,538	40%	11,339
LEON MEDICAL CENTERS LLC		8,967	2,232	20%	11,199
WEST PALM HOSPITAL LAB		10,328	851	8%	11,179
GENE BY GENE, GENOMICS RESEARCH CENTER LAB	44	10,308	695	6%	11,047
NCF DIAGNOSTICS & DNA TECHNOLOGIES LAB	168	10,280	559	5%	11,007
SYNERGY LABORATORIES	36	9,717	1,212	11%	10,965
H LEE MOFFITT CANCER CENTER LABORATORY	4	10,470	280	3%	10,754
FLORIDA HOSPITAL FLAGLER	29	9,630	968	9%	10,627
LABSTAT LLC	26	10,027	487	5%	10,540
MEDARBOR DIAGNOSTICS	1	9,364	1,160	11%	10,525
OCALA REGIONAL MEDICAL CENTER		9,237	1,278	12%	10,515
LARKIN COMMUNITY HOSPITAL INC DBA CARDIOTROPIC		6,819	3,620	35%	10,439
BROWARD HEALTH NORTH CLINICAL LABORATORY		9,264	1,152	11%	10,416
AVECINA MEDICAL	4	6,205	4,048	39%	10,257
NORTH SHORE MEDICAL CENTER		8,483	1,664	16%	10,147
FLORIDA HOSPITAL OF CARROLLWOOD	23	8,655	1,449	14%	10,127
FIRST CHOICE LABORATORY LLC	110	9,349	608	6%	10,067
P4 CLINICAL, LLC	205	8,792	992	10%	9,989
LEE HEALTH - GULF COAST MEDICAL CENTER	2	8,174	1,807	18%	9,983
NCH DOWNTOWN NAPLES HOSPITAL	18	9,163	800	8%	9,981
FLORIDA HOSPITAL ZEPHYRHILLS	10	8,845	1,113	11%	9,968
FLORIDA HOSPITAL Ocala		8,854	1,113	11%	9,967
ADVENTHEALTH CENTRA CARE CLERMONT		8,587	1,376	14%	9,963
INDIAN RIVER MEDICAL CENTER		8,790	1,119	11%	9,909
SRQ DRIVE THROUGH☐		8,944	905	9%	9,849
ADVENTHEALTH CENTRA CARE UNIVERSITY	1	8,652	1,154	12%	9,807
SANTA ROSA MEDICAL CENTER	2	8,209	1,539	16%	9,750
AVECINA	20	9,009	705	7%	9,734
BAPTIST HEALTH - BEACHES		8,973	692	7%	9,665
BOSTON HEART DIAGNOSTICS CORP		8,440	1,212	13%	9,652
PALM BEACH BALL PARK		8,607	1,034	11%	9,641
ADVENTHEALTH CENTRA CARE WINTER PARK		8,600	1,013	11%	9,613

COVID-19: testing by laboratory

Data through May 2, 2021 verified as of May 3, 2021 at 09:25 AM

Data in this report are provisional and subject to change.

The numbers in the table below represent the number of Florida and non-Florida residents for whom test results were received by the Department of Health. A person can be tested by more than one laboratory and can have both positive and negative results. **Therefore, the sum of the numbers in each column will be larger than the total number of people tested.**

Reporting lab	Inconclusive	Negative	Positive	Percent positive	Total
ANNE BATES LEACH EYE HOSPITAL/ ABLEH MICROBIOLOGY LABORATORY	9	9,469	131	1%	9,609
ADVENTHEALTH CENTRA CARE WINTER GARDEN	1	8,446	1,095	11%	9,542
NCH NORTH NAPLES HOSPITAL	9	8,566	871	9%	9,446
CLEVELAND CLINIC MARTIN NORTH HOSPITAL		8,376	996	11%	9,372
BAPTIST HEALTH SOUTH FLORIDA - MIAMI LAKES URGENT CARE		7,348	1,983	21%	9,331
CLEVELAND CLINIC MARTIN SOUTH HOSPITAL	1	8,340	983	11%	9,324
PARAMOUNT URGENT CARE	4	5,798	3,507	38%	9,309
MEMORIAL HOSPITAL WEST LABORATORY SERVICES	14	8,457	814	9%	9,285
ST LUCIE MEDICAL CENTER		7,615	1,659	18%	9,274
MEMORIAL HOSPITAL MICRO		8,612	593	6%	9,205
INFORM DIAGNOSTICS, INC		8,631	525	6%	9,156
ADVENTHEALTH CENTRA CARE LAKE LAND	1	7,893	1,256	14%	9,150
BAYCARE COMMUNITY HEALTH		8,947	199	2%	9,146
SOUTH BAY HOSPITAL CLINICAL LAB	1	8,116	959	11%	9,076
UNIVERSITY HOSPITAL AND MEDICAL CENTER		7,638	1,400	15%	9,038
LEE HEALTH CONVENIENT CARE - PAGE FIELD		8,031	979	11%	9,010
CERNERELR_BAYCARE	43	8,320	616	7%	8,979
KD MEDICAL CHOICE LLC	5	8,025	772	9%	8,802
POINCIANA MEDICAL CENTER		6,936	1,864	21%	8,800
ADVENTHEALTH CENTRA CARE LEE ROAD		7,832	947	11%	8,779
QDX PATHOLOGY SERVICES	2	8,344	423	5%	8,769
WEST MARION COMMUNITY HOSPITAL LAB		7,350	1,400	16%	8,750
ADVENTHEALTH CENTRA CARE HUNTERS CREEK	3	7,485	1,158	13%	8,646
FLORIDA HOSPITAL FISH MEMORIAL	19	7,290	1,260	15%	8,569
LAKEWOOD RANCH MEDICAL CENTER		7,877	669	8%	8,546
MINUTECLINIC LLC		7,286	1,222	14%	8,508
ADVENTHEALTH CENTRA CARE SANFORD		7,444	1,046	12%	8,490
ISPM LABS, LLC DBA CAPSTONE DIAGNOSTICS, LLC		8,008	403	5%	8,411
BAYFRONT HEALTH - PORT CHARLOTTE		7,757	650	8%	8,407
ADVENTHEALTH EXPRESS CARE		6,905	1,435	17%	8,340
ATLANTIS URGENT CARE	12	6,549	1,776	21%	8,337
AVECINA MEDICAL OAKLEAF	3	6,977	1,330	16%	8,310
ADVENTHEALTH CENTRA CARE DR PHILLIPS		7,444	836	10%	8,280
MORTON PLANT-MEASE	5	7,437	815	10%	8,257
CERNERELR_BAPTISTMIAMI	31	7,313	862	11%	8,206
ADVENTHEALTH CENTRA CARE LAKE MARY	2	7,087	1,059	13%	8,148
ADVENTHEALTH CENTRA CARE APOPKA	1	6,960	1,149	14%	8,110
BAPTIST HEALTH SOUTH FLORIDA - WESTCHESTER URGENT CARE		6,683	1,417	17%	8,100
EMERALD COAST URGENT CARE		6,368	1,708	21%	8,076
HIALEAH HOSPITAL	4	6,286	1,758	22%	8,048
ARCPOINT LABS OF FORT MYERS	5	7,054	947	12%	8,006
ADVENTHEALTH CENTRA CARE MOUNT DORA		6,806	1,195	15%	8,001
EGLIN AIR FORCE BASE	14	6,222	1,741	22%	7,977
ADVENTIST HEALTH SYSTEMS, SUNBELT INC		6,877	1,095	14%	7,972
ADVENTHEALTH CENTRA CARE KISSIMMEE		7,094	819	10%	7,913
BAPTIST HEALTH SOUTH FLORIDA - DORAL URGENT CARE		6,312	1,522	19%	7,834
SPORTS DRUG TESTING LABORATORY	139	7,400	215	3%	7,754

COVID-19: testing by laboratory

Data through May 2, 2021 verified as of May 3, 2021 at 09:25 AM

Data in this report are provisional and subject to change.

The numbers in the table below represent the number of Florida and non-Florida residents for whom test results were received by the Department of Health. A person can be tested by more than one laboratory and can have both positive and negative results. **Therefore, the sum of the numbers in each column will be larger than the total number of people tested.**

Reporting lab	Inconclusive	Negative	Positive	Percent positive	Total
OVIEDO MEDICAL CENTER		6,926	782	10%	7,708
BAPTIST HEALTH - NASSAU		7,217	368	5%	7,585
NCH NORTH NAPLES HOSPITAL LAB	15	6,733	830	11%	7,578
MEDEXPRESS URGENT CARE OF BOYNTON BEACH LLC		6,862	617	8%	7,479
COMMUNITY HEALTH CENTERS OF PINELLAS INC	2	6,067	1,400	19%	7,469
ADVENTHEALTH CENTRA CARE ALTAMONTE		6,525	942	13%	7,467
EMPIRE CITY LABORATORIES INC	93	6,308	1,054	14%	7,455
DYNIX DIAGNOSTIX		6,629	714	10%	7,343
MINUTECLINIC LLC #1067		6,296	1,041	14%	7,337
IMPERIAL POINT MEDICAL CENTER		6,685	643	9%	7,328
ST PETERSBURG GENERAL HOSPITAL		6,246	1,063	15%	7,309
MEDEXPRESS URGENT CARE	2	5,076	2,221	30%	7,299
SUNCOAST PATHOLOGY ASSOCIATES		6,674	612	8%	7,286
HOLIDAY CVS LLC		6,863	405	6%	7,268
WELLINGTON REGIONAL MEDICAL CENTER		6,668	588	8%	7,256
MEDEXPRESS URGENT CARE HUDSON		6,238	1,012	14%	7,250
HOLMES REG MED CENTER CLINICAL LAB		6,415	756	11%	7,171
AVERO DIAGNOSTICS - IRVING	11	6,622	478	7%	7,111
ADVENTHEALTH CENTRA CARE AZALEA PARK		6,042	1,021	14%	7,063
ADVENT HEALTH - HEART OF FLORIDA ER	1	6,062	934	13%	6,997
UNKNOWN	5	3,540	3,411	49%	6,956
MINUTECLINIC LLC #8396		5,918	1,036	15%	6,954
AHCC WESLEY CHAPEL		6,102	803	12%	6,905
CLINICAL REFERENCE LABORATORY	2	6,533	363	5%	6,898
ACUTIS DIAGNOSTICS	171	5,569	1,151	17%	6,891
ST JOSEPHS NORTH HOSPITAL LAB	7	5,870	1,010	15%	6,887
ADVENTHEALTH CENTRA CARE OVIEDO		5,895	956	14%	6,851
LUMINUS DIAGNOSTICS		6,285	560	8%	6,845
FORT WALTON BEACH MEDICAL CENTER		5,882	939	14%	6,821
MINUTECLINIC		5,758	979	15%	6,737
SOLARIS DIAGNOSTICS	11	6,094	597	9%	6,702
PARAMOUNT URGENT CARE INC	1	4,268	2,413	36%	6,682
FLORIDA HOSPITAL NORTH PINELLAS	11	6,120	535	8%	6,666
VISTA CLINICAL	8	3,899	2,718	41%	6,625
GENOSUR LLC	24	6,479	92	1%	6,595
RAULERSON HOSPITAL		5,723	871	13%	6,594
MINUTECLINIC LLC #3703		5,357	1,224	19%	6,581
FLORIDA FAMILY LABORATORY, INC DBA	52	6,015	489	7%	6,556
ANGEL KIDS PEDIATRICS		6,203	352	5%	6,555
FLORIDA COMMUNITY HEALTH CENTER		5,237	1,256	19%	6,493
MICROGEN DX	4	5,720	731	11%	6,455
PHARMCO RX	2	6,092	324	5%	6,418
DOCTORS URGENT CARE LLC	1	5,209	1,165	18%	6,375
NORTHWEST FLORIDA COMMUNITY HOSPITAL	47	4,839	1,476	23%	6,362
BAPTIST HEALTH SOUTH FLORIDA - PEMBROKE PINES URGENT CARE		5,252	1,093	17%	6,345
ADVENTHEALTH CENTRA CARE LONGWOOD		5,498	811	13%	6,309
ADVENTHEALTH CENTRA CARE SOUTH ORANGE		5,423	885	14%	6,308

COVID-19: testing by laboratory

Data through May 2, 2021 verified as of May 3, 2021 at 09:25 AM

Data in this report are provisional and subject to change.

The numbers in the table below represent the number of Florida and non-Florida residents for whom test results were received by the Department of Health. A person can be tested by more than one laboratory and can have both positive and negative results. **Therefore, the sum of the numbers in each column will be larger than the total number of people tested.**

Reporting lab	Inconclusive	Negative	Positive	Percent positive	Total
PUTNAM COMMUNITY MEDICAL CENTER		5,506	777	12%	6,283
MINUTE CLINIC LLC		5,422	834	13%	6,256
LABORATORY OF FLORIDA LLC	41	5,653	552	9%	6,246
ADVENTHEALTH CENTRA CARE ORANGE LAKE		5,420	767	12%	6,187
DOCTORS URGENT CARE OF LUTZ LLC	1	5,009	1,161	19%	6,171
ADVENTHEALTH CENTRA CARE PORT ORANGE		5,193	951	15%	6,144
URGENT CARE OF THE PALM BEACHES		5,091	1,026	17%	6,117
MEDCOMP SCIENCES LLC	138	3,898	2,080	34%	6,116
ALTRU DIAGNOSTICS INC	5	5,827	284	5%	6,116
PRO CLINIC		4,996	1,090	18%	6,086
SOUTH FLORIDA BAPTIST HOSPITAL MICRO	4	5,049	1,031	17%	6,084
COASTAL MED URGENT CARE		4,463	1,577	26%	6,040
ADVENTHEALTH CENTRA CARE SAND LAKE		5,351	672	11%	6,023
MEDEXPRESS URGENT CARE - GOLDEN GATE		5,240	728	12%	5,968
PEDIATRIC HEALTH CARE ALLIANCE PA		5,464	499	8%	5,963
HEALTH FIRST ADVENTHEALTH CENTRA CARE - TITUSVILLE		5,034	904	15%	5,938
BAYFRONT HEALTH - VENICE REGIONAL MEDICAL	1	5,374	537	9%	5,912
MEDEXPRESS URGENT CARE - ROYAL PALM BEACH		5,233	660	11%	5,893
SPECTOR SCIENTIFIC LAB	20	4,795	1,052	18%	5,867
MEDEXPRESS URGENT CARE - ESTERO		5,223	626	11%	5,849
ADVENTHEALTH CENTRA CARE LEESBURG		4,789	1,047	18%	5,836
BAPTIST HEALTH - NORTH		4,650	1,146	20%	5,796
PALMS OF PASADENA HOSPITAL		5,122	586	10%	5,708
SUNRISE MEDICAL LABORATORIES	2	5,251	409	7%	5,662
BAPTIST HEALTH SOUTH FLORIDA - KENDALE LAKES URGENT CARE		4,586	1,072	19%	5,658
MEDICAL DNA LABS LLC	3	5,147	494	9%	5,644
URGENT CARE CURE	2	4,849	773	14%	5,624
MEDEXPRESS URGENT CARE PALM BEACH GARDENS		5,052	519	9%	5,571
DOCTORS HOSPITAL OF SARASOTA CLINICAL LABORATORY		4,856	699	13%	5,555
WESTCHESTER HOSPITAL	23	4,515	999	18%	5,537
ESCAMBIA COMMUNITY CLINICS INC	8	4,213	1,316	24%	5,537
THE CENTER FOR URGENT CARE	3	4,641	891	16%	5,535
TALLAHASSEE PRIMARY CARE ASSOCIATES		4,877	619	11%	5,496
BAPTIST HEALTH SOUTH FLORIDA - CORAL SPRINGS URGENT CARE		4,712	784	14%	5,496
PARAMOUNT URGENT CARE - WINDERMERE	2	3,683	1,810	33%	5,495
MINUTECLINIC LLC # 0709		4,643	851	15%	5,494
HEALTH FIRST ADVENTHEALTH CENTRA CARE GATEWAY	1	4,935	551	10%	5,487
BAPTIST HEALTH SOUTH FLORIDA - TAMiami TRAIL URGENT CARE		4,414	1,067	19%	5,481
TROPICANA FIELD - LOT 2	19	4,935	494	9%	5,448
HIGHLANDS REGIONAL MEDICAL CENTER		4,552	871	16%	5,423
MEDEXPRESS URGENT CARE - LAKELAND		4,714	664	12%	5,378
BAYFRONT HEALTH - SEVEN RIVERS		4,832	459	9%	5,291
MARTIN HOSPITAL SOUTH LAB		4,966	293	6%	5,259
MEDIPATH LLC		4,688	528	10%	5,216
BAPTIST HEALTH SOUTH FLORIDA - PINECREST URGENT CARE		4,456	744	14%	5,200
TRINITY SPRINGS		4,436	729	14%	5,165
BAPTIST HEALTH SOUTH FLORIDA - CORAL GABLES URGENT CARE		4,281	874	17%	5,155

COVID-19: testing by laboratory

Data through May 2, 2021 verified as of May 3, 2021 at 09:25 AM

Data in this report are provisional and subject to change.

The numbers in the table below represent the number of Florida and non-Florida residents for whom test results were received by the Department of Health. A person can be tested by more than one laboratory and can have both positive and negative results. **Therefore, the sum of the numbers in each column will be larger than the total number of people tested.**

Reporting lab	Inconclusive	Negative	Positive	Percent positive	Total
BAPTIST HEALTH SOUTH FLORIDA - CORAL GABLES (UNIVERSITY) URGENT CARE		4,397	718	14%	5,115
QUICK CARE MED PL	2	4,309	781	15%	5,092
BAYFRONT HEALTH - BROOKSVILLE		4,542	544	11%	5,086
ADVENTHEALTH PROMPT CARE	2	3,757	1,321	26%	5,080
BETHESDA HOSPITAL WEST		4,557	515	10%	5,072
BAPTIST HEALTH SOUTH FLORIDA - PALMETTO BAY URGENT CARE		4,256	812	16%	5,068
ADVENTHEALTH CENTRA CARE WINTER HAVEN	1	3,853	1,198	24%	5,052
VENTURE MEDICAL OF FLORIDA LLC		4,600	389	8%	4,989
BAYFRONT HEALTH - SPRING HILL		4,506	406	8%	4,912
ASCENSION SACRED HEART - EMERALD COAST		4,084	782	16%	4,866
ADVENTHEALTH CENTRA CARE COLONIAL TOWN	2	4,315	536	11%	4,853
BAYFRONT HEALTH - PUNTA GORDA		4,465	363	8%	4,828
MINUTECLINIC LLC #3463		4,015	798	17%	4,813
MEASE DUNEDIN HOSPITAL	5	4,277	521	11%	4,803
PREMIER URGENT CARE OF BREVARD LLC	4	4,182	586	12%	4,772
FLAGLER HOSPITAL LABORATORY	8	3,654	1,099	23%	4,761
DESOTO MEMORIAL HOSPITAL	3	3,921	809	17%	4,733
MOFFITT CANCER CENTER	6	4,532	104	2%	4,642
ENGLEWOOD COMMUNITY HOSPITAL		4,228	406	9%	4,634
MEDEXPRESS URGENT CARE CAPE CORAL		3,969	660	14%	4,629
MINUTECLINIC LLC #3631		3,945	681	15%	4,626
ADVENTIST HEALTH SYSTEMS SUNBELT IN DBA		4,085	530	11%	4,615
BAYFRONTVENICEREGIONAL		4,455	155	3%	4,610
NIGHT LITE PEDIATRICS	4	3,346	1,260	27%	4,610
MINUTECLINIC LLC #5253		3,817	790	17%	4,607
MINUTECLINIC LLC 5852		3,973	634	14%	4,607
MINUTECLINIC LLC #3662		3,895	695	15%	4,590
MEMORIAL HOSPITAL- MIRAMAR	12	4,250	327	7%	4,589
PREMIER MEDICAL	2	4,492	94	2%	4,588
TWIN CITIES HOSPITAL	1	4,044	532	12%	4,577
HOLIDAY CVS LLC DBA CVS PHARMACY #5154		4,424	121	3%	4,545
US BIOTEK LABORATORIES	15	4,109	369	8%	4,493
MINUTECLINIC LLC # 3930		3,848	642	14%	4,490
MINUTECLINIC LLC #5249		3,685	799	18%	4,484
ACCU REFERENCE MEDICAL LAB	9	3,655	805	18%	4,469
LAKESIDE MEDICAL CENTER		3,597	862	19%	4,459
MINUTECLINIC LLC #1771		3,755	694	16%	4,449
GENESIS DIAGNOSTICS		4,182	253	6%	4,435
PALMS MEDICAL GROUP	5	2,981	1,406	32%	4,392
DOCTORS TEST CENTERS		3,870	491	11%	4,361
BAYA PHARMACY & URGENT CARE		3,237	1,124	26%	4,361
MEDEXPRESS URGENT CARE LEHIGH ACRES		3,749	601	14%	4,350
AMELIA URGENT CARE		2,686	1,647	38%	4,333
ST. LUCIE MEDICAL CTR.		4,254	57	1%	4,311
MINUTECLINIC LLC #5190		3,549	755	18%	4,304
MINUTECLINIC LLC #5854		3,571	722	17%	4,293
ADVENTHEALTH CENTRA CARE		3,779	470	11%	4,249

COVID-19: testing by laboratory

Data through May 2, 2021 verified as of May 3, 2021 at 09:25 AM

Data in this report are provisional and subject to change.

The numbers in the table below represent the number of Florida and non-Florida residents for whom test results were received by the Department of Health. A person can be tested by more than one laboratory and can have both positive and negative results. **Therefore, the sum of the numbers in each column will be larger than the total number of people tested.**

Reporting lab	Inconclusive	Negative	Positive	Percent positive	Total
MINUTECLINIC LLC #7225		3,571	663	16%	4,234
PHYSICIANS REGIONAL MEDICAL CENTER - COLLIER BLVD	1	3,301	896	21%	4,198
MINUTECLINIC LLC # 0514		3,658	523	13%	4,181
EXACT SCIENCES LABORATORIES, LLC		3,806	329	8%	4,135
ADVENT HEALTH - NEW SMYRNA		3,448	675	16%	4,123
MINUTECLINIC LLC #3814		3,510	608	15%	4,118
NIGHT LITE PEDIATRICS URGENT CARE	1	3,417	649	16%	4,067
STEWART ROCKLEDGE HOSPITAL	6	3,639	415	10%	4,060
LOWER KEYS MEDICAL CENTER		3,725	319	8%	4,044
MINUTECLINIC LLC #4458		3,397	638	16%	4,035
BAPTIST HEALTH SOUTH FLORIDA - DAVIE URGENT CARE		3,304	720	18%	4,024
MINUTECLINIC LLC #5214		3,444	567	14%	4,011
MINUTECLINIC LLC #7887		3,529	480	12%	4,009
MINUTECLINIC LLC #7886		3,458	540	14%	3,998
SCION LAB SERVICES LLC	26	3,653	306	8%	3,985
CARENOW URGENT CARE	1	2,474	1,495	38%	3,970
MINUTECLINIC LLC #3291		3,369	594	15%	3,963
AFC PHYSICIANS OF FLORIDA		3,060	885	22%	3,945
BAPTIST HEALTH SOUTH FLORIDA - WESTON URGENT CARE		3,400	522	13%	3,922
MINUTECLINIC LLC #4415		3,296	568	15%	3,864
MC DIAGNOSTIC OF CONNECTICUT, PC #2220		3,327	533	14%	3,860
PARAMOUNT URGENT CARE - ORLANDO		2,749	1,105	29%	3,854
MINUTECLINIC LLC #3257		3,213	629	16%	3,842
MINUTECLINIC LLC # 3686		3,266	573	15%	3,839
HEALTH FIRST ADVENTHEALTH CENTRA CARE COCOA		3,456	378	10%	3,834
ADVENTHEALTH CENTRA CARE KIDS LAKE MARY		3,539	287	8%	3,826
SIPARADIGM LLC	59	3,496	263	7%	3,818
PROHEALTH	3	2,195	1,600	42%	3,798
MINUTECLINIC, LLC #3204		3,164	633	17%	3,797
BARTOW REGIONAL MEDICAL CENTER	1	3,182	597	16%	3,780
MINUTECLINIC, LLC #4015		3,033	728	19%	3,761
ADVENT HEALTH CENTRA CARE -WINTER PARK KIDS URGENT CARE	4	3,447	293	8%	3,744
BRASHEAR'S VITAL CARE CORP		2,961	776	21%	3,737
MEDONE PLLC		2,840	860	23%	3,700
HEALTH FIRST ADVENTHEALTH CENTRA CARE MALABAR		3,333	361	10%	3,694
MINUTECLINIC LLC #1807		3,089	599	16%	3,688
MINUTECLINIC LLC #1055		3,026	654	18%	3,680
PRECISION HEALTH SOLUTIONS		3,488	186	5%	3,674
MEDEXPRESS URGENT CARE - DELAND		3,260	405	11%	3,665
BAPTIST HEALTH SOUTH FLORIDA - BRICKELL URGENT CARE		3,033	630	17%	3,663
MINUTECLINIC LLC # 3579		3,029	631	17%	3,660
MEDEXPRESS URGENT CARE - VERO BEACH		3,180	469	13%	3,649
VERILY LIFE SCIENCES	3	3,548	70	2%	3,621
CLARITY LAB SOLUTIONS LLC		3,608	4	0%	3,612
MINUTECLINIC LLC #7973		3,112	499	14%	3,611
MINUTECLINIC, LLC #5817		2,998	602	17%	3,600
MINUTECLINIC LLC #3003		2,962	631	18%	3,593

COVID-19: testing by laboratory

Data through May 2, 2021 verified as of May 3, 2021 at 09:25 AM

Data in this report are provisional and subject to change.

The numbers in the table below represent the number of Florida and non-Florida residents for whom test results were received by the Department of Health. A person can be tested by more than one laboratory and can have both positive and negative results. **Therefore, the sum of the numbers in each column will be larger than the total number of people tested.**

Reporting lab	Inconclusive	Negative	Positive	Percent positive	Total
BAPTIST HEALTH URGENT CARE AT SAWGRASS		2,981	601	17%	3,582
VA PAIN CLINIC	6	3,442	130	4%	3,578
MINUTECLINIC LLC #3748		2,931	647	18%	3,578
PARAMOUNT URGENT CARE - OVIEDO		2,590	951	27%	3,541
MINUTECLINIC LLC # 7933		3,120	415	12%	3,535
MINUTECLINIC LLC #3255		3,129	400	11%	3,529
MINUTECLINIC LLC #5924		3,048	479	14%	3,527
MINUTECLINIC LLC #4201		3,040	476	14%	3,516
WALGREEN CO	2	3,113	401	11%	3,516
MINUTECLINIC LLC #7173		3,039	469	13%	3,508
MINUTECLINIC LLC #3705		3,088	405	12%	3,493
MARION E FETHER MEDICAL CENTER, THE		3,178	299	9%	3,477
BAPTIST HEALTH EMERGENCY CENTER COUNTRY WALK	1	2,951	525	15%	3,477
MINUTECLINIC, LLC (CLINIC 10699)		3,038	437	13%	3,475
BAPTIST HEALTH - CLAY		3,015	440	13%	3,455
MIDWAY SPECIALTY CARE CENTER DIAGNOSTICS	38	3,175	240	7%	3,453
BMCT Molecular Diagnostics Subsection		2,915	536	16%	3,451
MINUTECLINIC LLC #5216		2,963	467	14%	3,430
PRIMEHEALTH URGENT CARE INC		2,918	499	15%	3,417
MINUTECLINIC LLC #3654		2,848	547	16%	3,395
IMMOKALEE CHD		3,155	234	7%	3,389
ADVENTHEALTH CENTRA CARE CONWAY		2,863	515	15%	3,378
LAKELAND REGIONAL HEALTH PABLO		2,947	402	12%	3,349
VITRO MOLECULAR LABORATORIES	50	3,035	263	8%	3,348
MINUTECLINIC LLC #6007		2,852	464	14%	3,316
MARINERS HOSPITAL	1	3,001	308	9%	3,310
GESSLER CLINIC	2	2,295	1,001	30%	3,298
HEALTH CARE DISTRICT OF PALM BEACH COUNTY	2	3,035	254	8%	3,291
MINUTECLINIC LLC #4612		2,707	583	18%	3,290
MINUTECLINIC LLC #3285		2,860	413	13%	3,273
MEMORIAL HOSPITAL PEMBROKE	3	2,891	369	11%	3,263
SELECT LABORATORIES - MARION COUNTY, FL LLC	5	2,925	310	10%	3,240
MINUTECLINIC LLC #4024		2,828	395	12%	3,223
ACCESS POINT HEALTHCARE URGENT & PRIMARY CARE	2	2,506	703	22%	3,211
MINUTECLINIC LLC #1350		2,825	379	12%	3,204
MEDEXPRESS FORT MYERS		2,803	400	12%	3,203
MINUTECLINIC LLC #476		2,747	429	14%	3,176
MINUTECLINIC LLC #8381		2,757	419	13%	3,176
PHYSICIANS PRIMARY CARE	2	2,860	307	10%	3,169
MINUTECLINIC LLC #3648		2,596	569	18%	3,165
MEDEXPRESS URGENT CARE CORAL SPRINGS		2,805	353	11%	3,158
MEDIQUICK URGENT CARE CENTERS INC		2,424	732	23%	3,156
MINUTECLINIC, LLC # 4469		2,789	353	11%	3,142
MINUTECLINIC LLC #1821		2,791	349	11%	3,140
MINUTECLINIC LLC #5157		2,717	379	12%	3,096
BAPTIST HEALTH - OAKLEAF		2,611	480	16%	3,091
MINUTECLINIC LLC #3635		2,640	418	14%	3,058

COVID-19: testing by laboratory

Data through May 2, 2021 verified as of May 3, 2021 at 09:25 AM

Data in this report are provisional and subject to change.

The numbers in the table below represent the number of Florida and non-Florida residents for whom test results were received by the Department of Health. A person can be tested by more than one laboratory and can have both positive and negative results. **Therefore, the sum of the numbers in each column will be larger than the total number of people tested.**

Reporting lab	Inconclusive	Negative	Positive	Percent positive	Total
KEYS AHEC SCHOOL MEDICAL CLINIC	15	2,882	150	5%	3,047
ADVENT HEALTH - DADE CITY		2,680	361	12%	3,041
AFC PHYSICIANS OF FLORIDA PA		2,487	549	18%	3,036
NXGEN MDX LLC	6	2,684	336	11%	3,026
BAY MEDICAL CENTER SACRED HEART HEALTH SYSTEM		2,378	632	21%	3,010
VETERANS AFFAIRS MEDICAL CENTER - ORLANDO	1	1,343	1,662	55%	3,006
CHARLES AIESI CONSULTING INC	14	2,677	305	10%	2,996
MEDEXPRESS URGENT CARE - CLEWISTON		2,495	487	16%	2,982
EMERGENCY PHYSICIANS MEDICAL CENTER		1,750	1,159	40%	2,909
CAREFAST+	1	2,115	786	27%	2,902
JUPITER MEDICAL CENTER URGENT CARE		2,274	625	22%	2,899
BAPTIST HEALTHCARE - GULF BREEZE HOSPITAL	3	2,403	482	17%	2,888
STONE CLINICAL LABORATORIES		2,790	96	3%	2,886
WALGREENS ORLANDO	3	2,540	340	12%	2,883
BLUE MED CONSULTANTS		2,754	110	4%	2,864
MINUTECLINIC LLC #5069		2,389	463	16%	2,852
MEDEXPRESS URGENT CARE BOCA RATON		2,593	256	9%	2,849
MINUTECLINIC LLC #214		2,392	456	16%	2,848
DR G'S URGENT CARE		2,462	373	13%	2,835
LAKE WALES MEDICAL CENTER INC		2,463	325	12%	2,788
BAPTIST HEALTH SOUTH FLORIDA - MIAMI BEACH URGENT CARE		2,364	420	15%	2,784
PARRISH MEDICAL CENTER	2	2,427	351	13%	2,780
CELESTA MEDICAL SERVICES LLC DBA - AMERICAN RESEARCH LABS		2,544	236	8%	2,780
CITRUS MEMORIAL HOSPITAL LABORATORY		2,253	521	19%	2,774
JACKSON HOSPITAL CLINICAL LABORATORY		2,435	331	12%	2,766
FLORIDA MEDICAL CLINIC	3	1,292	1,457	53%	2,752
SACRED HEART HEALTH SYSTEM, INC	1	1,871	872	32%	2,744
GENOME LLC	2	2,533	197	7%	2,732
MINUTECLINIC LLC #1815		2,432	295	11%	2,727
DONALD W ROBERTSON DO PA		2,130	592	22%	2,722
BOND URGENT CARE LLC		2,025	656	24%	2,681
PATIENTS FIRST - THOMASVILLE ROAD		2,390	285	11%	2,675
AMELIA EXPRESS CARE LLC	10	2,316	335	13%	2,661
MINUTECLINIC LLC #3236		2,288	362	14%	2,650
TAMPA COMMUNITY HOSPITAL		2,263	373	14%	2,636
EMERALD COAST URGENT CARE, LLC	1	1,972	660	25%	2,633
MEDEXPRESS PORT CHARLOTTE		2,340	288	11%	2,628
MINI ER WATERFORD LAKES, THE		2,226	354	14%	2,580
ADVENT HEALTH - OCALA		2,124	447	17%	2,571
NCHMD INC		2,150	399	16%	2,549
INTELEX LABS, LLC		2,421	83	3%	2,504
WHOLE FAMILY HEALTH CENTER INC		1,994	493	20%	2,487
EMERALD COAST URGENT CARE LLC		1,825	657	26%	2,482
ASCENSION SACRED HEART - GULF		1,923	556	22%	2,479
OPTUM LABS LLC	1	2,266	208	8%	2,475
PHYSICIANS STAT LAB	3	1,079	1,365	56%	2,447
MINUTECLNIC LLC		2,148	296	12%	2,444

COVID-19: testing by laboratory

Data through May 2, 2021 verified as of May 3, 2021 at 09:25 AM

Data in this report are provisional and subject to change.

The numbers in the table below represent the number of Florida and non-Florida residents for whom test results were received by the Department of Health. A person can be tested by more than one laboratory and can have both positive and negative results. **Therefore, the sum of the numbers in each column will be larger than the total number of people tested.**

Reporting lab	Inconclusive	Negative	Positive	Percent positive	Total
MINUTECLINIC LLC #3637		1,955	482	20%	2,437
COMMUNITY HEALTH NORTHWEST FLORIDA	4	1,857	554	23%	2,415
CORE DIAGNOSTIC LABORATORIES LLC	17	2,060	337	14%	2,414
MINUTECLINIC LLC #8927		2,030	381	16%	2,411
BAPTIST HEALTH EMERGENCY CENTER AT WEST CORAL WAY		1,961	432	18%	2,393
GRAVITY DIAGNOSTICS, LLC	8	2,179	200	8%	2,387
MINUTECLINIC LLC #5187		2,051	304	13%	2,355
PENSACOLA PEDIATRICS PA	1	2,159	180	8%	2,340
ASSOCIATED PATHOLOGISTS, LLC	3	1,928	398	17%	2,329
PHYSICIAN ASSOCIATES		2,070	241	10%	2,311
LEE HEALTH - COCONUT POINT CLINICAL LAB	2	1,872	433	19%	2,307
NCH NORTHEAST	7	1,802	480	21%	2,289
UNIVERSITY OF NORTH FLORIDA STUDENT HEALTH		2,180	79	3%	2,259
APALACHEE CORRECTIONAL INSTITUTION EAST UNIT		2,227	31	1%	2,258
MEDICAL CONSULTANTS OF FLORIDA, LLC	2	1,906	334	15%	2,242
HEALTH CENTRAL CLINICAL LABORATORY		1,942	287	13%	2,229
PRIMEHEALTH URGENT CARE	1	1,865	361	16%	2,227
MARTIN HEALTH SYSTEM - ST LUCIE WEST		2,005	197	9%	2,202
FLOWERS HOSPITAL		2,010	192	9%	2,202
WHITE WILSON MEDICAL CENTER		787	1,387	64%	2,174
FIU-HEALTH AUXILIARY LABORATORY	6	2,034	133	6%	2,173
BIO-TECH CLINICAL LABORATORIES INC		1,839	304	14%	2,143
BARDMOOR LABORATORY	9	1,811	321	15%	2,141
DOC SMILEYS URGENT CARE LLC		1,738	383	18%	2,121
LITTLE PINE PEDIATRICS	1	1,823	277	13%	2,101
BAYFRONT HEALTH - CITRUS HILLS		1,858	240	11%	2,098
ADVANCED MEDICAL OF NAPLES LLC		1,861	229	11%	2,090
GENUS3		1,973	74	4%	2,047
STATMED OCALA	7	1,833	196	10%	2,036
MINUTECLINIC, LLC #3245		1,658	371	18%	2,029
WILLIAM OWEN PASS PARK		1,738	257	13%	1,995
ARCPOINT LABS		1,392	599	30%	1,991
TOM LEE COMMUNITY HEALTH CENTER	1	1,395	594	30%	1,990
READY RESPONDERS FLORIDA, PLLC		1,704	263	13%	1,967
MIAMI JEWISH HEALTH SYSTEMS		1,874	83	4%	1,957
DOC SMILEY'S URGENT CARE		1,706	247	13%	1,953
MEDFAST URGENT CARE CENTERS LLC	2	608	1,333	69%	1,943
GENESIS LABORATORY MANAGEMENT	14	1,654	255	13%	1,923
LABORATORY SPECIALISTS OF MICHIGAN		1,583	331	17%	1,914
ED FRASER MEMORIAL HOSPITAL		1,626	259	14%	1,885
BROWNWOOD CARE CENTER		1,655	230	12%	1,885
ABSOLUTE GENOMICS	2	1,638	244	13%	1,884
OPTUMCARE FLORIDA LLC		1,549	312	17%	1,861
SUNRISE URGENT CARE ASSOCIATES LLC D/B/A	9	1,291	542	29%	1,842
NEIGHBORHOOD MEDICAL CENTER INC	17	1,629	186	10%	1,832
PROJECT HEALTH, INC SUMTERVILLE	5	1,496	323	18%	1,824
PATIENTS FIRST LAKE ELLA MEDICAL CENTER		1,650	173	9%	1,823

COVID-19: testing by laboratory

Data through May 2, 2021 verified as of May 3, 2021 at 09:25 AM

Data in this report are provisional and subject to change.

The numbers in the table below represent the number of Florida and non-Florida residents for whom test results were received by the Department of Health. A person can be tested by more than one laboratory and can have both positive and negative results. **Therefore, the sum of the numbers in each column will be larger than the total number of people tested.**

Reporting lab	Inconclusive	Negative	Positive	Percent positive	Total
KETAMINE HEALTH CENTERS LLC	1	1,661	152	8%	1,814
IGENOMIX USA LLC	54	1,567	165	9%	1,786
PROHEALTH MEDICAL CLINIC		1,119	643	36%	1,762
RIVER TOWN DIAGNOSTIC LLC		1,470	286	16%	1,756
SPARROW HEALTHCARE	2	1,499	254	14%	1,755
NORTH SHORE LONG ISLAND JEWISH HEALTH	1	1,658	95	5%	1,754
ER QUICKCARE PL		1,508	245	14%	1,753
Community_Health		1,533	199	11%	1,732
LABTECH DIAGNOSTIC		1,424	294	17%	1,718
PEDIATRIC HEALTH CARE ALLIANCE - NORTHDAL		1,565	151	9%	1,716
FLORIDA DEPARTMENT OF HEALTH IN POLK COUNTY	2	1,301	407	24%	1,710
SHELL POINT NURSING PAVILION	1	1,627	77	5%	1,705
BROAD INSTITUTE CLINICAL SEQUENCING RESEARCH PLATFORM	16	1,618	64	4%	1,698
JW PLASTIC SURGERY		1,449	244	14%	1,693
MEDEXPRESS URGENT CARE - JAX ATLANTIC BLVD		1,461	225	13%	1,686
PARAMOUNT URGENT CARE - CLERMONT		964	716	43%	1,680
QUICK CARE MED		1,350	330	20%	1,680
ADVENTHEALTH CENTRA CARE TRINITY		1,447	227	14%	1,674
AMERICAN SCIENTIFIC LABORATORIES LLC		1,635	35	2%	1,670
BAPTIST HEALTH SOUTH FLORIDA - KEY BISCANE URGENT CARE EXPRESS		1,458	197	12%	1,655
VRL EUROFIN		1,598	41	3%	1,639
ELLENTON URGENT CARE		1,385	238	15%	1,623
ST ANNES NURSING CENTER		1,580	33	2%	1,613
MYTEST DIAGNOSTICS		1,532	77	5%	1,609
OPTEO LABORATORY		1,572	36	2%	1,608
BAPTIST HEALTH SOUTH FLORIDA - COUNTRY WALK URGENT CARE EXPRESS		1,353	247	15%	1,600
FIRST QUALITY LABORATORY		1,496	99	6%	1,595
UNIVERSITY OF ALABAMA AT BIRMINGHAM		1,546	48	3%	1,594
ASSURANCE SCIENTIFIC LABORATORIES	1	1,297	283	18%	1,581
CAREMED CLINIC LLC	1	1,271	309	20%	1,581
MELBOURNE MEDICAL LABORATORY	2	1,367	205	13%	1,574
MATRIX CLINICAL LABS (FORMERLY BIOCERNA LLC)	11	1,392	169	11%	1,572
PARAMOUNT URGENT CARE VILLAGES		969	571	37%	1,540
NORTH VISTA HOSPITAL LABORATORY		1,289	248	16%	1,537
INNOVATIVE TRANSFUSION MEDICINE, INC	11	1,336	179	12%	1,526
BAPTIST HEALTHCARE - JAY HOSPITAL	3	1,144	373	25%	1,520
PRIMARY CARE SOUTH INC		1,025	493	32%	1,518
CAREFAST MURABELLA		1,007	509	34%	1,516
COLLIER URGENT CARE CENTERS CREEKSIDE		1,333	180	12%	1,513
UHEALTH CLINIC AT WALGREENS		1,223	286	19%	1,509
FG RAPID RESULTS	6	1,112	378	25%	1,496
NYU HOSPITALS CENTER CLINICAL LABORATORIES		1,447	49	3%	1,496
PALM BAY HOSPITAL CLINICAL LABORATORY		1,093	400	27%	1,493
SMA LAB	12	1,312	163	11%	1,487
LPG COCONUT POINT		1,242	235	16%	1,477
TREASURE COAST MEDICAL ASSOCIATES INC		748	722	49%	1,470
EUROFIN		1,421	45	3%	1,466

COVID-19: testing by laboratory

Data through May 2, 2021 verified as of May 3, 2021 at 09:25 AM

Data in this report are provisional and subject to change.

The numbers in the table below represent the number of Florida and non-Florida residents for whom test results were received by the Department of Health. A person can be tested by more than one laboratory and can have both positive and negative results. **Therefore, the sum of the numbers in each column will be larger than the total number of people tested.**

Reporting lab	Inconclusive	Negative	Positive	Percent positive	Total
SPEARHEAD MEDICAL		1,346	117	8%	1,463
ADDICTION LABS OF AMERICA	3	1,368	84	6%	1,455
ADVANCE MEDICAL OF NAPLES		327	1,124	77%	1,451
UHEALTH DEERFIELD BEACH/UMSYLVESTER DEERFIELD BEACH LABORATORY	3	1,380	55	4%	1,438
TEMPUS CLINICAL LABORATORY	10	1,270	155	11%	1,435
CREEKSIDE CARE CENTER	1	1,247	180	13%	1,428
PATIENTS CHOICE LABORATORIES		831	592	42%	1,423
COASTAL LABORATORIES	1	1,123	287	20%	1,411
ACCESS MEDICAL LABS		769	640	45%	1,409
NORTH FLORIDA PEDIATRICS - LAKE CITY		1,186	223	16%	1,409
AMELIA EXPRESS CARE	1	772	629	45%	1,402
GROWING TOGETHER PEDIATRICS LLC		1,326	72	5%	1,398
PEDIATRICS OF CENTRAL FLORIDA PA	20	1,284	68	5%	1,372
PROJECT HEALTH INC	4	1,168	197	14%	1,369
MEDLAB DIAGNOSTICS, LLC		1,258	100	7%	1,358
ASCENSION ST VINCENT'S - SOUTHSIDE		1,308	49	4%	1,357
VAVA PARTNERS LLC		529	825	61%	1,354
PALM HARBOR PHARMACY		1,168	173	13%	1,341
LAB24 INC	3	643	677	51%	1,323
CARENOW URGENT CARE - FORT PIERCE		935	384	29%	1,319
XPRESS URGENT CARE	4	1,109	202	15%	1,315
NAPLES URGENT CARE	1	853	452	35%	1,306
USF MORSANI CENTER FOR ADVANCED HEALTH CARE		1,145	160	12%	1,305
HOLIDAY CVS LLC DBA CVSPHARMACY #5155		1,234	71	5%	1,305
6TH MEDICAL GROUP - MCDILL AFB	3	1,231	70	5%	1,304
ADVANCED DIAGNOSTIC LABORATORY		1,255	47	4%	1,302
ST PETERSBURG PEDIATRICS	1	1,167	124	10%	1,292
CYPRESS VILLAGE	1	1,263	28	2%	1,292
PALM BEACH ATLANTIC UNIVERSITY		1,243	44	3%	1,287
MINUTE CLINIC INCORPORATE		1,231	49	4%	1,280
SOLARIS HEALTHCARE PALATKA		1,169	106	8%	1,275
BREVARD HEALTH ALLIANCE INC, THE		1,195	76	6%	1,271
NORTH FLORIDA PEDIATRICS-TALLAHASSEE	1	1,164	103	8%	1,268
STAGEZERO LIFE SCIENCES INC	4	1,146	105	8%	1,255
INTERLACHEN PEDIATRICS PA		1,186	63	5%	1,249
PROFESSIONAL HEALTH EXAMINERS DBA PROHEALTH	1	1,018	229	18%	1,248
COASTAL PEDIATRIC GROUP		1,084	162	13%	1,246
STEWART REFERENCE LABORATORY	1	701	539	43%	1,241
EAST LAKE PEDIATRICS		1,106	133	11%	1,239
ARCPOINT LABS OF CORAL SPRINGS FL		992	236	19%	1,228
PENSACOLA PEDIATRICS PA - TIGER POINT	24	1,084	120	10%	1,228
BETHESDA HEALTH URGENT CARE		1,040	180	15%	1,220
CLINICORE		1,124	91	7%	1,215
EPN URGENT CARE NAPLES	2	792	415	34%	1,209
CATALYST WALK IN CLINIC		957	239	20%	1,196
HALIFAX MEDICAL CENTER-PORT ORANGE LAB		1,037	157	13%	1,194
INTERLACHEN PEDIATRICS		1,142	44	4%	1,186

COVID-19: testing by laboratory

Data through May 2, 2021 verified as of May 3, 2021 at 09:25 AM

Data in this report are provisional and subject to change.

The numbers in the table below represent the number of Florida and non-Florida residents for whom test results were received by the Department of Health. A person can be tested by more than one laboratory and can have both positive and negative results. **Therefore, the sum of the numbers in each column will be larger than the total number of people tested.**

Reporting lab	Inconclusive	Negative	Positive	Percent positive	Total
ALTAMONTE MD		954	228	19%	1,182
CLARITY LABS		1,072	109	9%	1,181
FISHERMENS HOSPITAL CLINICAL LAB		1,078	98	8%	1,176
CAPE CANAVERAL HOSPITAL		868	304	26%	1,172
CARE ONE OF FLORIDA LLC		844	323	28%	1,167
TYNDALL AIR FORCE BASE		948	211	18%	1,159
NORTH OKALOOSA MEDICAL CENTER		796	350	31%	1,146
CAPSTONE HEALTHCARE		802	330	29%	1,132
VERITAS GENETICS	61	945	119	11%	1,125
PROFESSIONAL HEALTH EXAMINERS		969	150	13%	1,119
GENEIQ		1,055	64	6%	1,119
EMERALD COAST PEDIATRICS		1,058	57	5%	1,115
PRIMARY CARE OF THE TREASURE COAST		978	135	12%	1,113
LOOP PEDIATRICS PA	3	940	163	15%	1,106
XYZ LABORATORY	8	942	146	13%	1,096
BREVARD HEALTH ALLIANCE		781	306	28%	1,087
MINUTECLINIC, LLC DBA MINUTECLINIC #4717		1,036	42	4%	1,078
LAB DOCTOR		943	134	12%	1,077
LENCO MEDICAL LABORATORY		1,017	57	5%	1,074
FAMILY HEALTH CENTERS OF SOUTHWEST FLORIDA INC		959	110	10%	1,069
HENDRY REGIONAL MEDICAL CENTER CLINICAL LABORATORY		809	258	24%	1,067
AMERICAN FAMILY CARE PENSACOLA WEST		533	533	50%	1,066
RAINBOW RIVER MEDICAL LABORATORY		978	83	8%	1,061
THE HEALTH CENTER OF PLANT CITY		976	81	8%	1,057
NORTH FLORIDA MEDICAL GROUP		895	153	15%	1,048
WOODLANDS MEDICAL SPECIALISTS		776	268	26%	1,044
ADVENTHEALTH EXPRESS CARE AT WALGREENS		904	140	13%	1,044
BERNHARDT LABORATORIES	2	949	91	9%	1,042
VRL EUROFINs - DALLAS		1,024	13	1%	1,037
BAPTIST HEALTH - MD ANDERSON CANCER CENTER		1,028	6	1%	1,034
SPRING HILL HEALTH AND REHABILITATION CENTER		1,006	27	3%	1,033
CHILDRENS MEDICAL ASSOCIATION		940	88	9%	1,028
NORTH FLORIDA PEDIATRICS PA - SUWANNEE	3	883	129	13%	1,015
C.W. BILL YOUNG VA MEDICAL CENTER	1	22	991	98%	1,014
E-LAB OF FLORIDA		923	90	9%	1,013
VERITOR		852	161	16%	1,013
PHAROS HEALTH		756	255	25%	1,011
CVS HEALTH		790	210	21%	1,000
COVANCE CLINICAL RESEARCH UNIT INC		971	26	3%	997
VIERA HOSPITAL, INC		805	192	19%	997
DAIRY ROAD URGENT CARE	2	838	154	15%	994
LAKELAND REGIONAL HEALTH - PWC/OB		36	954	96%	990
CONSULATE HEALTH CARE OF NEW PORT RICHEY	2	859	126	13%	987
NORTH SHORE LIJ URGENT CARE PC		928	58	6%	986
MIDWAY SPECIATLY CARE CENTER	3	756	222	23%	981
FAST TRACK URGENT CARE CENTER		4	976	100%	980
HISTOPATHOLOGY SERVICES, LLC		871	108	11%	979

COVID-19: testing by laboratory

Data through May 2, 2021 verified as of May 3, 2021 at 09:25 AM

Data in this report are provisional and subject to change.

The numbers in the table below represent the number of Florida and non-Florida residents for whom test results were received by the Department of Health. A person can be tested by more than one laboratory and can have both positive and negative results. **Therefore, the sum of the numbers in each column will be larger than the total number of people tested.**

Reporting lab	Inconclusive	Negative	Positive	Percent positive	Total
JACKSONVILLE BEACH PEDIATRIC CARE CENTER□		904	72	7%	976
UNIVERSITY OF WEST FLORIDA STUDENT HEALTH SERVICES	1	843	128	13%	972
MILLER BIOCONNECT		878	90	9%	968
NORTH FLORIDA PEDIATRICS PA	2	847	117	12%	966
24 HOUR PEDIATIC CARE CENTER	4	893	67	7%	964
EAST LAKE PEDIATRICS PA		877	83	9%	960
DEPARTMENT OF CLINICAL LABS	1	934	21	2%	956
PEDIATRIC HEALTHCARE ALLIANCE		903	53	6%	956
PENSACOLA PEDIATRICS	2	857	95	10%	954
MOLECULAR TESTING LABS		862	90	9%	952
TACACHALE CLINICAL LABORATORY	1	887	50	5%	938
ENCOMPASS HEALTH		915	22	2%	937
INTEGRITY LABORATORIES, LLC	4	765	165	18%	934
ABBOTT LABORATORIES		814	120	13%	934
LEE COUNTY EMERGENCY MEDICAL SERVICE	1	806	126	14%	933
Point of Care Testing	1	125	805	86%	931
SOLARIS HEALTHCARE CHARLOTTE HARBOR		876	55	6%	931
REDI MED LLC		757	174	19%	931
CALHOUN LIBERTY HOSPITAL		757	169	18%	926
GENE TOX WORLDWIDE	60	736	125	14%	921
DOCTOR'S MEMORIAL HOSPITAL		751	166	18%	917
NORTH FL SOUTH GA HCS-LAKE CITY		886	27	3%	913
PALM GARDEN OF PORT SAINT LUCIE		900	12	1%	912
MOORINGS PARK INSTITUTE, INC, THE		875	36	4%	911
SOUTHEAST ALABAMA MEDICAL CENT		851	58	6%	909
NCHMD, INC SOUTHEAST IMMEDIATE CARE		709	197	22%	906
Fernandina Beach Rehabilitation and Nursing Center	1	885	19	2%	905
BHA CENTRAL COUNTY CLINIC		814	91	10%	905
RESTORE HEALTH URGENT CARE		727	170	19%	897
Victoria Nursing and Rehabilitation Center		838	55	6%	893
FAMILY HEALTH CENTERS OF SWF LABS	2	765	120	14%	887
COASTAL PHYSICIANS, LLC		713	170	19%	883
Tampa Lakes Health and Rehabilitation Center	2	807	73	8%	882
WHITE-WILSON MEDICAL CENTER - FORT WALTON BEACH		854	25	3%	879
MINUTECLINIC LLC, #10357		873	6	1%	879
PALACE NURSING HOME & REHAB CENTER		829	43	5%	872
AMERICAN MEDICAL RESPONSE		861	9	1%	870
CRUCIAL CARE EMERGENCY MEDICINE DOCTORS		695	174	20%	869
ANY LAB TEST NOW	2	592	275	32%	869
PRIMARY CARE SERVICES AT ST ANDREWS ESTATES		858	3	0%	861
AFC URGENT CARE CLEARWATER	1	181	676	79%	858
MEDICAL CENTER OF DELTONA, INC		731	126	15%	857
EXPRESS PHARMACY		788	64	8%	852
CLINICAL PATHOLOGY LABS INC		762	87	10%	849
CENTRAL FLORIDA HEALTH CARE INC		727	121	14%	848
PRIMARY CARE SERVICES AT INDIAN RIVER ESTATES		821	25	3%	846
AUGUSTUS LABS LLC		696	148	18%	844

COVID-19: testing by laboratory

Data through May 2, 2021 verified as of May 3, 2021 at 09:25 AM

Data in this report are provisional and subject to change.

The numbers in the table below represent the number of Florida and non-Florida residents for whom test results were received by the Department of Health. A person can be tested by more than one laboratory and can have both positive and negative results. **Therefore, the sum of the numbers in each column will be larger than the total number of people tested.**

Reporting lab	Inconclusive	Negative	Positive	Percent positive	Total
FLORIDA GULF COAST UNIVERSITY		645	197	23%	842
ADVENTHEALTH MEDICAL GROUP PROMPT CARE		609	227	27%	836
POINT WASHINGTON MEDICAL CLINIC	1	624	211	25%	836
MEDONE URGENT CARE CENTER		604	224	27%	828
LIFE CARE CENTER OF NEW PORT RICHEY		790	37	4%	827
BOND CLINIC PA PEDIATRICS DEPT		768	59	7%	827
PEBBLEBROOK PHARMACY	1	689	136	16%	826
SOUTHERN OAKS CARE CENTER	1	784	38	5%	823
CLINICAL ENTERPRISE, INC		796	25	3%	821
CITY MEDICAL OF NEW JERSEY, PC		742	77	9%	819
FLORIDA HOSPITAL ORLANDO		743	74	9%	817
ASAP LABS LLC	7	655	151	19%	813
FLAGLER COUNTY HEALTH DEPARTMENT	3	633	177	22%	813
DYNIX DIAGNOSTICS	2	528	281	35%	811
ASCENSION ST VINCENT'S - CLAY		775	35	4%	810
BRISTOL AT TAMPA, THE	4	783	22	3%	809
GULF COAST VILLAGE		768	41	5%	809
CARITHERS PEDIATRIC GROUP		748	60	7%	808
GOLDEN GATE FAMILY CLINIC		332	475	59%	807
VITAS HEALTHCARE CORPORATION OF FLA	1	797	5	1%	803
PALM GARDEN OF VERO BEACH		747	51	6%	798
NITE LITE PEDIATRICS		234	564	71%	798
TELESCOPE HEALTH LLC	4	671	121	15%	796
NONE		308	488	61%	796
J AND G MEDICAL GROUP LLC		657	137	17%	794
WHITE WILSON MEDICAL CENTER PA - NAVARRE		669	124	16%	793
BOND AND STEELE CLINIC PA		579	211	27%	790
TOTAL RENAL LABORATORIES INC DBA DAVITA LABS	1	670	117	15%	788
ETHOS WELLNESS PHARMACY		728	50	6%	778
APLS SERVICES LLC D/B/A CLEAR DIAGNOSTICS	13	748	14	2%	775
VENICE REGIONAL BAYFRONT HEALTH (PULMONARY)		637	135	17%	772
PEDIATRIC HEALTHCARE ALLIANCE PA		710	61	8%	771
WELL HEALTH WORKS	3	704	63	8%	770
ORANGE BLOSSOM FAMILY HEALTH		727	41	5%	768
WILLOWBROOKE COURT AT EDGEWATER POINTE ESTATES		756	9	1%	765
KENDALL HEALTHCARE PROPERTIES DBA	2	731	30	4%	763
ORLANDO HEALTH AND REHAB CENTER		718	45	6%	763
BUFFALO CROSSING HEALTHCARE & REHABILITATION CTR		745	18	2%	763
VALENCIA HILLS HEALTH AND REHABILITATION CENTER		743	16	2%	759
NORTHEAST FLORIDA NEUROLOGY CLINICS, INC		637	113	15%	750
BOCA GRANDE HEALTH CLINIC		709	40	5%	749
RUSKIN HEALTH CENTER	1	491	255	34%	747
MOUNT SINAI LABORATORY		709	37	5%	746
MAIN STREET MEDICAL CENTER		215	529	71%	744
CHURCH OF SCIENTOLOGY FLAG SERVICE ORGANIZATION		729	15	2%	744
LIFE CARE CENTER OF PENSACOLA		694	49	7%	743
ADVENT HEALTH LAB - ORLANDO		434	308	42%	742

COVID-19: testing by laboratory

Data through May 2, 2021 verified as of May 3, 2021 at 09:25 AM

Data in this report are provisional and subject to change.

The numbers in the table below represent the number of Florida and non-Florida residents for whom test results were received by the Department of Health. A person can be tested by more than one laboratory and can have both positive and negative results. **Therefore, the sum of the numbers in each column will be larger than the total number of people tested.**

Reporting lab	Inconclusive	Negative	Positive	Percent positive	Total
PHYSICIANS STAT LAB INC		649	92	12%	741
SANTA ROSA MEDICAL GROUP		575	166	22%	741
Crestview Rehabilitation Center	5	596	129	18%	730
RAINBOW PEDIATRIC CENTER PA		683	47	6%	730
SEMINOLE NURSING PAVILION		721	8	1%	729
DISNEY COVID TEST SITE		703	17	2%	720
ARTHREX MEDICAL CENTER	1	568	150	21%	719
THE PRESERVE		709	10	1%	719
WATSON THERAPEUTICS INC	1	675	39	5%	715
MANOR PINES CONVALESCENT CENTER LLC	1	690	23	3%	714
PALM GARDEN OF CLEARWATER		695	18	3%	713
SUWANNEE HEALTH AND REHABILITATION CENTER		705	5	1%	710
GRAND COURT TAMPA		702	4	1%	706
GULF COAST MOLECULAR LABORATORIES	13	583	108	15%	704
BALDWIN PEDIATRICS	1	672	31	4%	704
FORT MYERS INTERNAL MEDICINE, LLC		635	68	10%	703
JOHN KNOX VILLAGE HEALTH CENTER		672	30	4%	702
EDEN SPRINGS NURSING AND REHAB CENTER		590	112	16%	702
VETERANS AFFAIRS MEDICAL CENTER	1	45	654	93%	700
DIAMOND RIDGE HEALTH AND REHABILITATION		662	36	5%	698
DXTERITY DIAGNOSTICS	2	656	40	6%	698
ADVENT HEALTH - DELTONA ER		576	121	17%	697
NCH HEALTHCARE SYSTEM MICROBIOLOGY LAB		2	694	100%	696
PREMIER MEDICAL LABORATORY SERVICES	2	468	225	32%	695
LIFE CARE CENTER OF ORANGE PARK		663	32	5%	695
CHILDRENS CLINIC WEST FLORIDA PEDIATRICS		640	54	8%	694
MANOR CARE HEALTH SERVICES - FT MYERS		668	26	4%	694
MAYFLOWER ASSISTED LIVING		684	7	1%	691
NCH HEALTHCARE BONITA		546	144	21%	690
LIFEBRITE	2	462	221	32%	685
NATURE COAST MEDICAL GROUP		563	121	18%	684
MEDICAL FP – WHOLE FAMILY HEALTH CENTER		561	120	18%	681
HOLMES REGIONAL MEDICAL CENTER		11	669	98%	680
EMERALD SHORES HEALTH AND REHABILITATION		575	101	15%	676
CLIFFORD CHESTER SIMS STATE VETERANS		664	12	2%	676
TREE HOUSE PEDIATRICS PLLC		606	68	10%	674
VITAS HEALTHCARE CORP OF CENTRAL FL		647	26	4%	673
MEDONE URGENT CARE AT ST. AUGUSTINE		229	443	66%	672
MINI ER ADULT AND PEDIATRIC URGENT CARE		574	98	15%	672
CARE ONE OF FLORIDA	1	490	180	27%	671
HEARTLAND PEDIATRICS OF LAKE WALES		604	67	10%	671
BAPTIST PRIMARY CARE	2	543	123	18%	668
CLEWISTON NURSING AND REHABILITATION CENTER		652	14	2%	666
Signature HealthCare Center of Waterford		628	36	5%	664
GOLDEN GLADES NURSING & REHABILITATION CTR		643	20	3%	663
ST JOHN'S NURSING CENTER		637	24	4%	661
SOUTHERN LABORATORY SERVICES OF NWF		620	38	6%	658

COVID-19: testing by laboratory

Data through May 2, 2021 verified as of May 3, 2021 at 09:25 AM

Data in this report are provisional and subject to change.

The numbers in the table below represent the number of Florida and non-Florida residents for whom test results were received by the Department of Health. A person can be tested by more than one laboratory and can have both positive and negative results. **Therefore, the sum of the numbers in each column will be larger than the total number of people tested.**

Reporting lab	Inconclusive	Negative	Positive	Percent positive	Total
Ocala Family Medical Center Inc	2	572	84	13%	658
Point of Care Testing Site		630	26	4%	656
Shore Acres Care Center		614	40	6%	654
Signature Healthcare of Brookwood Gardens		642	11	2%	653
Willow Brooke Court at Indian River Estates		607	45	7%	652
Palm Garden of Tampa		621	31	5%	652
Maverick Labs		461	190	29%	651
Pediatrics in Brevard PA		585	64	10%	649
Life Care Center of Hilliard		626	22	3%	648
NSpire Healthcare Miami Lakes	8	624	15	2%	647
HMA Santa Rosa Medical Center LLC DBA		523	123	19%	646
Mid-Florida Pathology		481	165	26%	646
America's Pharmacy LLC		566	79	12%	645
Quotient Sciences		623	22	3%	645
Michael A Middleton MD PA		604	32	5%	636
Naples Children's Urgent Care		557	78	12%	635
Saints 120 LLC	1	599	34	5%	634
Physicians Primary Care of Southwest Florida	1	604	29	5%	634
Veterans Affairs Medical Center - James A Haley			632	100%	632
EMED Labs, LLC	3	610	18	3%	631
Sabal Palms Health and Rehab		577	54	9%	631
Physicians Primary Care Lab	1	552	77	12%	630
Plantation Bay Rehabilitation Center		606	24	4%	630
Florida Hospital Wauchula		474	155	25%	629
FHMG Florida Hospital Medical Group		583	45	7%	628
Baldomero Lopez State Veterans Nursing Home	2	619	6	1%	627
Qualitox Laboratories		439	188	30%	627
Advent Health - Westchase ER		542	85	14%	627
Childrens Medical Association PA		556	69	11%	625
Solaris Healthcare Lake City		521	103	17%	624
Consulate Healthcare of Vero Beach	14	527	83	13%	624
Manor Care Nursing Center of Sarasota FL LLC		534	87	14%	621
Sebastian River Medical Center	3	441	176	28%	620
AFC Urgent Care Family Care			620	100%	620
Continental Clinical Research, LLC		545	74	12%	619
Harbour Health Center		598	18	3%	616
MinuteClinic LLC #3281		523	91	15%	614
Villa Maria Nursing & Rehab Center Inc	1	592	17	3%	610
Holy Cross Hospital		12	598	98%	610
Express Urgent Care LLC		1	609	100%	610
Palm Garden of Orlando		576	34	6%	610
Theradoc		152	455	75%	607
Pioneer Clinical Lab LLC		495	109	18%	604
AdventHealth Medical Group Prompt Car	1	445	155	26%	601
Dascena, Inc	3	537	60	10%	600
Patients First - Mahan Drive		164	436	73%	600
Palmetto Family Healthcare	1	392	206	34%	599

COVID-19: testing by laboratory

Data through May 2, 2021 verified as of May 3, 2021 at 09:25 AM

Data in this report are provisional and subject to change.

The numbers in the table below represent the number of Florida and non-Florida residents for whom test results were received by the Department of Health. A person can be tested by more than one laboratory and can have both positive and negative results. **Therefore, the sum of the numbers in each column will be larger than the total number of people tested.**

Reporting lab	Inconclusive	Negative	Positive	Percent positive	Total
WELL-BEING MEDICAL CENTER PLLC		542	57	10%	599
FLORIDA DEPARTMENT OF HEALTH IN CALHOUN COUNTY		459	138	23%	597
FLORIDA HOSPITAL MEDICAL GROUP		350	246	41%	596
MANOR OAKS NURSING & REHAB CENTER	5	589	2	0%	596
AFC URGENT CARE SEMINOLE	1		593	100%	594
AFC URGENT CARE		172	421	71%	593
LAKE BALDWIN		563	30	5%	593
BROOKDALE FORT MYERS CYPRESS LAKE		590	2	0%	592
UNIVERSITY OF TAMPA INC, THE		569	21	4%	590
INTERNAL MEDICINE & PEDIATRICS OF TAMPA BAY PA		511	78	13%	589
URGENT CARE EXPRESS LLC		235	354	60%	589
SHORELINE PHYSICIAN GROUP		364	223	38%	587
ADVENT HEALTH - TIMBERRIDGE ER		501	86	15%	587
FOUNTAIN MANOR HEALTH AND REHAB CENTER	1	566	20	3%	587
HEALTH CENTER AT BRENTWOOD	1	537	47	8%	585
HOPE HOSPICE AND COMMUNITY SERVICES INC	14	549	21	4%	584
PALM BEACH COUNTY FIREFIGHTERS HEALTH CLINIC, LLC		493	85	15%	578
Palm Garden of Ocala		478	100	17%	578
The Manor at Blue Water Bay		515	62	11%	577
NEW YORK HOSPITAL LABORATORIES	1	559	16	3%	576
PRINCIPLE LABORATORY	8	552	16	3%	576
TENNESSEE DOH - NASHVILLE	2	504	66	12%	572
MEDICAL VB		451	121	21%	572
DOH – INDIAN RIVER		476	94	16%	570
AFC URGENT CARE TYRONE		4	565	99%	569
PREMIER MEDICAL CENTER LLC	11	529	28	5%	568
ECCOLAB GROUP	1	148	419	74%	568
ANCIENT CITY PEDIATRICS	1	539	24	4%	564
DBI HEALTH INC		546	16	3%	562
NEMOURS CHILDERN'S HOSPITAL		453	108	19%	561
RICARDO NAVARRO DO PA		474	85	15%	559
PALM GARDEN OF JACKSONVILLE☐	2	475	80	14%	557
ARCPOINTS LABS		487	70	13%	557
WEST GABLES HEALTH CARE CENTER		545	11	2%	556
LAUDERDALE NURSING CENTER LLC	1	535	19	3%	555
NURSING PLUS OF BROWARD LLC	1	532	22	4%	555
VETERANS AFFAIRS MEDICAL CENTER - GAINESVILLE		3	550	99%	553
The Sands at South Beach		549	4	1%	553
VETERANS AFFAIRS MEDICAL CENTER - BAY PINES		18	533	97%	551
FIRST CHOICE PEDIATRICS		435	115	21%	550
MEMORIAL PEMBROKE 24/7 CARE CENTER		424	126	23%	550
HOSPICE OF THE FLORIDA SUNCOAST,THE		544	5	1%	549
BENTON PEDIATRICS INC		490	58	11%	548
FLORIDA HOSPITAL HEARTLAND MED CTR LAKE PLACID		430	118	22%	548
CITRUS NURSING CENTER LLC		500	47	9%	547
VITAE DIAGNOSTICS		534	13	2%	547
NCF DIAGNOSTICS & DNA TECHNOLOGIES	15	213	318	58%	546

COVID-19: testing by laboratory

Data through May 2, 2021 verified as of May 3, 2021 at 09:25 AM

Data in this report are provisional and subject to change.

The numbers in the table below represent the number of Florida and non-Florida residents for whom test results were received by the Department of Health. A person can be tested by more than one laboratory and can have both positive and negative results. **Therefore, the sum of the numbers in each column will be larger than the total number of people tested.**

Reporting lab	Inconclusive	Negative	Positive	Percent positive	Total
THE PALACE AT HOMESTEAD	1	524	21	4%	546
ADDINGTON PLACE AT WELLINGTON GREEN		534	11	2%	545
RIVER GARDEN HEBREW HOME FOR THE AGED		489	56	10%	545
COASTAL URGENT CARE		428	116	21%	544
DOCTORS CENTER,THE		432	111	20%	543
EXPERTUS LABORATORIES INC		448	95	17%	543
SUNSHINE URGENT CARE LLC		387	154	28%	541
LIFE CARE CENTER OF WINTER HAVEN		520	20	4%	540
NORTH FLORIDA REHABILITATION & SPECIALTY CARE□		531	9	2%	540
CHAUTAUQUA REHABILITATION AND NURSING CENTER		529	11	2%	540
FLOMEDILAB		301	236	44%	537
Good Samaritan Society Kissimmee Village		469	66	12%	535
SANDBAY URGENT CARE		433	100	19%	533
Solaris Healthcare Daytona	2	482	48	9%	532
JACKSON MEMORIAL LONG TERM CARE CENTER		498	33	6%	531
HERON POINTE HEALTH AND REHABILITATION	1	527	3	1%	531
STEWART SEBASTIAN RIVER MEDICAL CENTER		473	57	11%	530
JACKSON MEMORIAL PERDUE MEDICAL CENTER		501	29	5%	530
PLANT CITY PEDIATRICS	1	418	110	21%	529
MED FAST URGENT CARE CENTER		260	268	51%	528
PALM GARDEN OF WINTER HAVEN	3	509	16	3%	528
MEDICAL CENTER CLINIC-IMMEDIATE CARE	1	423	104	20%	528
LIFE CARE CENTER OF PALM BAY□		499	28	5%	527
PEDIATRIC ASSOCIATES OF OCALA PA		487	40	8%	527
PORT SAINT LUCIE HOSPITAL		517	10	2%	527
BROWARD PARTNERSHIP	6	512	8	2%	526
Palm Garden of Largo		520	4	1%	524
DEPT OF VA MEDICAL CENTER - MIAMI	1	497	25	5%	523
DIGNITY HEALING, LLC		503	19	4%	522
ORLANDO HEALTH CENTER FOR REHABILITATION		507	15	3%	522
BAPTIST PRIMARY CARE, INC		490	31	6%	521
FLORIDA DEPARTMENT OF HEALTH CLAY COUNTY	1	421	99	19%	521
HILLCREST HEALTH CARE & REHABILITATION CENTER	3	501	15	3%	519
SUSANNA WESLEY HEALTH CENTER		482	37	7%	519
ENZO CLINICAL LABS INC	3	489	26	5%	518
ST CLOUD REGIONAL MEDICAL CENTER CLINICAL LAB		394	123	24%	517
SOLARIS HEALTHCARE OSCEOLA		492	25	5%	517
LITTLE PINE PEDIATRICS PLLC	3	453	61	12%	517
CARENOW	2	286	229	44%	517
MAGNOLIA FAMILY URGENT CARE		468	48	9%	516
Solaris HealthCare Windermere		483	33	6%	516
PEDIATRICS BY THE SEA		484	31	6%	515
ORLANDO ORTHOPAEDIC OUTPATIENT SURGERY CENTER LLC		510	4	1%	514
MEDFAST URGENT CARE CENTERS		231	283	55%	514
MEMPHIS PATHOLOGY LABORATORY	5	485	24	5%	514
THE VILLAGES REGIONAL HOSPITAL FREESTANDING		467	47	9%	514
NEW PLANT CITY FAMILY CARE	1	283	228	45%	512

COVID-19: testing by laboratory

Data through May 2, 2021 verified as of May 3, 2021 at 09:25 AM

Data in this report are provisional and subject to change.

The numbers in the table below represent the number of Florida and non-Florida residents for whom test results were received by the Department of Health. A person can be tested by more than one laboratory and can have both positive and negative results. **Therefore, the sum of the numbers in each column will be larger than the total number of people tested.**

Reporting lab	Inconclusive	Negative	Positive	Percent positive	Total
MIDWAY SPECIALTY CARE CENTER	3	395	114	22%	512
PARKLANDS FACILITY INC	4	466	42	8%	512
INNOVATIVE GENOMICS, LLC	5	468	39	8%	512
ORLANDO VA MEDICAL CENTER		2	509	100%	511
MANOR AT CARPENTERS		479	32	6%	511
ENCOMPASS HEALTH REHABILITATION HOSPITAL OF SUNRISE	8	496	7	1%	511
PW WINDERMERE SUBTENANT LLC		504	3	1%	507
WHITE-WILSON MEDICAL CENTER - NICEVILLE		457	50	10%	507
FLORIDA STATE HOSPITAL CLINICAL LABORATORY		502	3	1%	505
FLO-MEDILAB SERVICES LLC		194	311	62%	505
STARKE FAMILY MEDICAL CENTER		412	93	18%	505
GANDY CROSSING CARE CENTER	1	488	16	3%	505
EMERALD COAST PEDIATRICS & ADOL		439	65	13%	504
JAMES A HALEY VETERANS HOSPITAL			504	100%	504
Ocala Health and Rehabilitation Center		481	23	5%	504
CLERMONT HEALTH AND REHABILITATION CENTER		471	32	6%	503
ASCEND CLINICAL	7	415	81	16%	503
TRINITY REGIONAL REHAB CENTER		477	24	5%	501
KINDRED HOSPITAL	10	469	22	4%	501
UNIVERSITY OF CENTRAL FLORIDA HEALTH SERVICES		479	21	4%	500
CLINICAL PATHOLOGY LABS		388	112	22%	500
ATLANTIC SHORES NURSING AND REHAB CENTER	1	487	11	2%	499
BROOKSVILLE HEALTHCARE CENTER LLC		485	13	3%	498
NORTH FLORIDA RETIREMENT VILLAGE		494	4	1%	498
BONIFAY NURSING AND REHAB CENTER		466	31	6%	497
MOOSEHAVEN HEALTH CENTER		452	44	9%	496
PINES OF SARASOTA		487	9	2%	496
TIDEWELL HOSPICE INC	2	487	7	1%	496
NEW YORK PRESBYTERIAN - CUMC CLINICAL		476	20	4%	496
GOOD SAMARITAN CENTER		493	3	1%	496
DAVITA LABS	4	490			494
Cypress Cove Care Center		392	100	20%	492
PENSACOLA PEDIATRICS MILTON		433	58	12%	491
VITAS LUTHERAN TOWERS INPATIENT PROGRAM		426	65	13%	491
ASSOCIATESMD MEDICAL GROUP INC		418	72	15%	490
Quest Diag Unspecifd	1	326	163	33%	490
CONSULATE HEALTH CARE OF BAYONET POINT	4	476	10	2%	490
FAIRWAY OAKS CENTER LLC	6	478	6	1%	490
SOLARIS HEALTHCARE MERRITT ISLAND		428	58	12%	486
VITAS HEALTHCARE CORPORATION		481	5	1%	486
MEDIPATH		57	428	88%	485
Williston Care Center		421	63	13%	484
Consulate Health Care of North Fort Myers		471	13	3%	484
EPN URGENT CARE		83	401	83%	484
Life Care Center of Punta Gorda	1	467	15	3%	483
HARTS HARBOR HEALTH CARE CENTER		457	24	5%	481
Darcy Hall Of Life Care		467	14	3%	481

COVID-19: testing by laboratory

Data through May 2, 2021 verified as of May 3, 2021 at 09:25 AM

Data in this report are provisional and subject to change.

The numbers in the table below represent the number of Florida and non-Florida residents for whom test results were received by the Department of Health. A person can be tested by more than one laboratory and can have both positive and negative results. **Therefore, the sum of the numbers in each column will be larger than the total number of people tested.**

Reporting lab	Inconclusive	Negative	Positive	Percent positive	Total
Colonial Lakes Health Care		434	46	10%	480
Parkview Rehabilitation Center at Winter Park		469	10	2%	479
AMBULATORY SURGERY CENTER OF BOCA RATON LTD		474	4	1%	478
LA MER NH LLC□		470	8	2%	478
MOBILE MEDICAL ASSOCIATES PL	17	408	52	11%	477
NAVAL HOSPITAL - JACKSONVILLE		137	340	71%	477
HEALTHY STEPS PEDIATRICS		424	52	11%	476
ADVENTHEALTH EXPRESS CARE AT WALGREENS 49TH STREET		405	71	15%	476
MEDSCAN LABORATORY INC	1	256	218	46%	475
THE SPRINGS AT BOCA CIEGA BAY		464	11	2%	475
AMEERAH LABS, LLC	2	388	85	18%	475
PARTICLE THEORY LABS		447	25	5%	472
FLETCHER HEALTH AND REHABILITATION CENTER		468	3	1%	471
Q ANSWER LAB	1	411	59	13%	471
LORI MCAULIFFE MD PA		424	46	10%	470
NTD_EUROFINS_AIMS		429	40	9%	469
Santa Rosa Center for Rehabilitation and Healing		397	71	15%	468
ABBEEY DELRAY		461	6	1%	467
OKEECHOBEE COUNTY HEALTH DEPT	1	339	125	27%	465
BROOKDALE PALMER RANCH	1	407	57	12%	465
TUSKAWILLA NURSING AND REHAB CENTER	2	456	7	2%	465
MANORCARE HEALTH SERVICES - VENICE		408	56	12%	464
SOLARIS HEALTHCARE BAYONET POINT		445	19	4%	464
LIFE HOPE LABS, LLC		449	15	3%	464
ELLENTON PEDIATRICS		445	19	4%	464
UNIVERSITY OF TAMPA STUDENT HEALTH AND SHC CLINICAL LABORATORY		295	168	36%	463
University Crossing		461	2	0%	463
BHA TITUSVILLE CLINIC		429	34	7%	463
AZALEA TRACE PHYSICIAN SERVICES		454	7	2%	461
FAMILY EXPRESS URGENT CARE		5	456	99%	461
THE PALACE MANAGEMENT - THE PALACE AT CORAL GABLES		458	3	1%	461
BODYK		450	10	2%	460
Manatee Springs Rehabilitation and Nursing Center		438	20	4%	458
METROPOLITAN HOSPITAL CENTER		450	8	2%	458
FAMILY CARE PARTNERS OF NORTHEAST FLORIDA LLC		379	78	17%	457
Heartland Healthcare of Ft. Myers	1	451	3	1%	455
TREASURE COAST COMMUNITY HEALTH	3	377	75	16%	455
CLARIDGE HOUSE NURSING CENTER		437	18	4%	455
MANOR CARE OF BOYNTON BEACH LLC		429	24	5%	453
VILLAGE DOCTORS OF KEYSTONE		358	94	21%	452
GEORGIA PUBLIC HEALTH LABORATORY		420	31	7%	451
INDIAN RIVER CTR, LLC		399	52	12%	451
ST ANDREWS BAY SKILLED NURSING &		389	61	14%	450
PRO HEALTH		202	248	55%	450
SMA SPECIALTY MEDICAL LAB		120	327	73%	447
BOULEVARD REHABILITATION CENTER		431	16	4%	447
HEALTHWORKS MED GROUP OF FLORIDA PA	3	435	9	2%	447

COVID-19: testing by laboratory

Data through May 2, 2021 verified as of May 3, 2021 at 09:25 AM

Data in this report are provisional and subject to change.

The numbers in the table below represent the number of Florida and non-Florida residents for whom test results were received by the Department of Health. A person can be tested by more than one laboratory and can have both positive and negative results. **Therefore, the sum of the numbers in each column will be larger than the total number of people tested.**

Reporting lab	Inconclusive	Negative	Positive	Percent positive	Total
ROLLINS COLLEGE WELLNESS CENTER		130	317	71%	447
ORCHARD PARK HEALTH & REHABILITATION		441	6	1%	447
AYERS HEALTH & REHABILITATION CENTER		440	7	2%	447
PALM GARDEN OF WEST PALM BEACH ☐	4	428	15	3%	447
DIAMOND RIDGE HEALTH AND REHABILITATION CENTER		424	22	5%	446
HOLISTIX TREATMENT CENTERS		434	10	2%	444
SAMANTHA WILSON CARE CENTER	4	429	11	2%	444
ST PETERSBURG PEDIATRICS-SEMINOLE BLVD		370	73	16%	443
EMERITUS AT NAPLES	2	439	1	0%	442
ST PETERSBURG PEDIATRICS-PARK BLVD		400	42	10%	442
BLOUNTSTOWN REHABILITATION CENTER LLC		334	108	24%	442
SEASIDE HEALTH AND REHABILITATION CENTER		380	60	14%	440
WIMAUMA COMMUNITY HEALTH CENTER		366	73	17%	439
BROOKDALE LAKE TAVARES		431	8	2%	439
PALM BEACH PEDIATRICS PA	2	381	56	13%	439
ABBOTT DIAGNOSTICS		409	27	6%	436
ONESTOP MEDICAL AND URGENT CARE LLC		384	52	12%	436
Bardmoor Oaks Healthcare and Rehabilitation Center		422	14	3%	436
WATERMARK LAKE POINTE WOODS LLC		417	18	4%	435
Bayside Care Center	1	414	20	5%	435
APP-UNIPATH, LLC	2	416	15	3%	433
FLORIDA DEPT OF HEALTH IN BREVARD COUNTY	3	364	63	15%	430
HARDEE COUNTY HEALTH DEPARTMENT		347	83	19%	430
AVANTE AT OCALA INC	5	394	31	7%	430
AVECINA MEDICAL JULINGTON	1	240	189	44%	430
Destin Healthcare and Rehabiliation Center	1	387	40	9%	428
DIAGNOSTIC & CLINICAL CARE SERVICES INC DBA		343	85	20%	428
MARION AND BERNARD L SAMSON NURSING CENTER		422	4	1%	426
FLORIDA DEPARTMENT OF HEALTH IN LIBERTY COUNTY	3	324	97	23%	424
ORCHARD RIDGE CARE AND REHABILITATION CENTER		405	19	4%	424
PEDIATRIC HEALTH CARE ALLIANCE, PA		381	42	10%	423
PALMS OF SEBRING		384	38	9%	422
FLORIDA HEART & VASCULAR MULTISPECIALTY GROUP PA		319	102	24%	421
LEHIGH REGIONAL MEDICAL CENTER LAB	2	372	47	11%	421
GARCIA CLINICAL LABORATORY		28	392	93%	420
WALGREENS 3173		382	37	9%	419
PruittHealth Panama City	1	353	64	15%	418
TAMARAC REHABILITATION & HEALTH CENTER		412	6	1%	418
RENAISSANCE AT THE TERRACES		409	8	2%	417
NATIONS BEST FAMILY HEALTH CARE		235	182	44%	417
HCSO OCCUPATIONAL HEALTH AND WELLNESS CENTER		334	82	20%	416
Solaris Healthcare Lake Bennet		378	38	9%	416
HEALTH PARK CARE CENTER		407	7	2%	414
CHEEK AND SCOTT DRUGS INC		343	71	17%	414
FLORIDA DEPARTMENT OF HEALTH		361	53	13%	414
SABAL DIRECT PRIMARY CARE, PA		334	80	19%	414
Timberidge Center for Rehabilitation and Healing		378	35	8%	413

COVID-19: testing by laboratory

Data through May 2, 2021 verified as of May 3, 2021 at 09:25 AM

Data in this report are provisional and subject to change.

The numbers in the table below represent the number of Florida and non-Florida residents for whom test results were received by the Department of Health. A person can be tested by more than one laboratory and can have both positive and negative results. **Therefore, the sum of the numbers in each column will be larger than the total number of people tested.**

Reporting lab	Inconclusive	Negative	Positive	Percent positive	Total
MINUTECLINIC LLC #3671		368	45	11%	413
Life Care Center of Ocala		342	70	17%	412
LIFE CARE PONTE VEDRA INC		399	12	3%	411
HEALTH CENTRAL PARK		343	67	16%	410
SUNLAND MARIANNA COX MEDICAL CENTER		367	43	10%	410
PENSACOLA PEDIATRICS, PA		392	18	4%	410
BAYSHORE DIAGNOSTICS		362	46	11%	408
BAPTIST PRIMARY CARE INC	1	380	27	7%	408
BAPTIST HEALTH URGENT CARE AT PLANTATION		341	67	16%	408
RITECARE MEDICAL CENTER		318	90	22%	408
TIDE LABORATORIES		362	45	11%	407
SUN COUNTRY PEDIATRICS PLLC	9	361	37	9%	407
BRIDGEWATER PARK HEALTH AND REHAB		374	32	8%	406
BAY VILLAGE OF SARASOTA INC		402	3	1%	405
TRI-COUNTY NURSING AND REHABILITATION CENTER INC		389	15	4%	404
Bay Breeze Senior Living and Rehabilitation Center		351	53	13%	404
UR MEDICINE LABS- CENTRAL LABORATORY		377	26	6%	403
ELMCROFT PINECREST	1	373	27	7%	401
ADVENTHEALTH EXPRESS CARE AT		326	72	18%	398
MEDFAST URGENT CARE CENTER		167	231	58%	398
HARDEE MANOR HEALTH CARE CENTER	1	393	4	1%	398
ROSEWOOD HEALTH AND REHABILITATION CENTER		370	27	7%	397
HENDRY REGIONAL MEDICAL CENTER		115	281	71%	396
SPECIALTY HEALTH AND REHABILITATION CENTER		370	25	6%	395
MINI ER AND URGENT CARE		289	105	27%	394
Coastal Health and Rehabilitation Center		380	12	3%	392
OCEAN VIEW NURSING AND REHAB CENTER		369	22	6%	391
EXCEL PEDIATRICS		332	58	15%	390
Vi at Lakeside Village Skilled Nursing		374	15	4%	389
MADISON FACILITY INC		382	7	2%	389
BARBER		13	376	97%	389
AVANTE AT MT DORA		381	8	2%	389
Stacey Health Care Centers Inc. dba Riverside Care Center		358	30	8%	388
BARTON HEALTH ALLIANCE	3	338	46	12%	387
PEACHTREE IMMEDIATE CARE		322	64	17%	386
MY HEALTHY BLUEPRINT BY BAPTIST HEALTH CARE		322	64	17%	386
LASER & SURGERY CENTER OF THE PALM BEACHES□		383	2	1%	385
SEA BREEZE REHAB AND NURSING CENTER□		376	9	2%	385
CORAL TRACE HEALTH CARE□	2	377	5	1%	384
SIGNATURE HEALTHCARE OF NORTH FLORIDA		379	4	1%	383
Solaris Healthcare Coconut Creek		373	10	3%	383
BOCA BIOLISTICS REFERENCE LABORATORY	3	253	126	33%	382
BAYFRONT MEDICAL		335	47	12%	382
ST CATHERINE'S WEST REHABILITATION HOSPITAL		369	13	3%	382
BROOKDALE PADDOCK HILLS	2	378	2	1%	382
SERENADES IN THE VILLAGES		329	53	14%	382
VILLAGE DOCTORS FAMILY MEDICAL CENTER OF		313	68	18%	381

COVID-19: testing by laboratory

Data through May 2, 2021 verified as of May 3, 2021 at 09:25 AM

Data in this report are provisional and subject to change.

The numbers in the table below represent the number of Florida and non-Florida residents for whom test results were received by the Department of Health. A person can be tested by more than one laboratory and can have both positive and negative results. **Therefore, the sum of the numbers in each column will be larger than the total number of people tested.**

Reporting lab	Inconclusive	Negative	Positive	Percent positive	Total
Life Care Center at Inverrary		370	10	3%	380
JACKSONVILLE KIDS PEDIATRICS, PLLC		345	35	9%	380
NAIA		377	1	0%	378
ACCESS MEDICAL CENTER	1	344	33	9%	378
VETERANS AFFAIRS MEDICAL CENTER - LAKE CITY		52	325	86%	377
24/7 PEDIATRIC CARE CENTERS INC		356	21	6%	377
SOLARIS HEALTHCARE PARKWAY	2	355	19	5%	376
BAYA PHARMACY WEST		8	368	98%	376
FAIR HAVENS CENTER, OPCO		368	7	2%	375
LUIS A GHIGLINO MD PA		364	11	3%	375
ARCPOINT LABS OF SARASOTA MANATEE		292	83	22%	375
BAPTIST HEALTH SOUTH FLORIDA - WEST BOCA URGENT CARE		311	64	17%	375
SPRINGTREE REHAB & HEALTH CARE CENTER		349	24	6%	373
KISSIMMEE FACILITY OPERATIONS LLC		349	24	6%	373
ADVANCED AMBULATORY SURGERY CENTER		358	14	4%	372
FL HUD DESTIN, LLC D/B/A GRAND BOULEVARD HEALTH		333	39	10%	372
MACDILL AIR FORCE BASE		330	41	11%	371
COLOR GENOMICS, INC.	4	361	6	2%	371
URGENT CARE BETHESDA	1	318	52	14%	371
INFORM DIAGNOSTICS		361	9	2%	370
ADVENT HEALTH - TAMPA		148	221	60%	369
REHABILITATION CENTER OF LAKE CITY, THE		340	29	8%	369
EPWORTH VILLAGE RETIREMENT COMMUNITY		363	6	2%	369
BEAR CREEK NURSING CENTER		364	5	1%	369
SOLARIS HEALTHCARE IMPERIAL		360	8	2%	368
TRENTON MEDICAL CENTER INC DBA PALMS MEDICAL GROUP	4	270	93	25%	367
Palmetto Subacute Care Center		356	11	3%	367
SANFORD LABORATORIES		333	33	9%	366
LAKE EUSTIS HEALTH AND REHABILITATION CENTER		358	8	2%	366
ELMHURST HOSPITAL CENTER	1	334	31	8%	366
AVON PARK PEDIATRICS INC	3	321	40	11%	364
HOLIDAY CVS LLC DBA CVS/PHARMACY #0440		347	16	4%	363
COMMUNITY HEALTH AND REHABILITATION CENTER		300	63	17%	363
HAINES CITY REHABILITATION AND NURSING CENTER		338	24	7%	362
ESTERO ISLAND MEDICAL CENTER		287	75	21%	362
TAVARES PEDIATRICS		302	57	16%	359
NAPHCARE, INC AT MANATEE COUNTY JAIL		333	26	7%	359
The Care Center at Pinellas Park	1	345	12	3%	358
MANOR CARE OF NAPLES FL LLC		353	4	1%	357
AVANTE AT LEESBURG INC		352	5	1%	357
Marshall Health and Rehabilitation Center		307	49	14%	356
RIVERS FAMILY MEDICINE PA		269	87	24%	356
HOLLEY NAVARRE MEDICAL CLINIC		274	80	23%	354
AVENTURA REHAB AND NURSING CENTER		336	17	5%	353
COLLIER COUNTY JAIL		351	2	1%	353
ARGO SENIOR LIVING AT HAVERHILL		332	21	6%	353
FAMILY CARE PARTNERS OF NE FLORIDA LLC		278	74	21%	352

COVID-19: testing by laboratory

Data through May 2, 2021 verified as of May 3, 2021 at 09:25 AM

Data in this report are provisional and subject to change.

The numbers in the table below represent the number of Florida and non-Florida residents for whom test results were received by the Department of Health. A person can be tested by more than one laboratory and can have both positive and negative results. **Therefore, the sum of the numbers in each column will be larger than the total number of people tested.**

Reporting lab	Inconclusive	Negative	Positive	Percent positive	Total
MY CLINICAL LAB		223	129	37%	352
SUNCOAST URGENT CARE		266	86	24%	352
FOUNTAIN INN NURSING & REHABILITATION CTR, INC		346	6	2%	352
VILLAGE AT VIENNA SQUARE,THE	6	329	17	5%	352
JACKSONVILLE VA UNIVERSITY OPC	4	337	10	3%	351
The Grove Health and Rehabilitation		327	24	7%	351
CORAL BAY HEALTHCARE AND REHABILITATION	1	338	12	3%	351
SOUTHWEST ORLANDO FAMILY MEDICINE, PL		290	59	17%	349
ST JOSEPH'S HOSPITAL LABORATORY		1	348	100%	349
MANORCARE AT LELY PALMS		342	7	2%	349
KEY WEST HEALTH AND REHAB	1	338	8	2%	347
PEDIATRICS IN BREVARD PA- ROCKLEDGE		302	45	13%	347
CITY OF PORT SAINT LUCIE		323	24	7%	347
VILLAGE PLACE NH LLC		314	32	9%	346
LIFE BRITE	1	328	17	5%	346
HEALTH DESIGNS		332	14	4%	346
SELECT REFERENCE LABORATORIES, LLC	1	333	12	3%	346
USAFSAM/PHE		175	170	49%	345
Avante at St Cloud, Inc.		333	11	3%	344
HOSPICE OF LAKE & SUMTER INC	1	334	9	3%	344
FLORIDA HEALTH CARE PLANS			344	100%	344
ADVENT HEALTH CENTRA CARE - PALM COAST		80	262	77%	342
FRICKS PHARMACY		279	63	18%	342
PALMS REHABILITATION AND HEALTHCARE CENTER		304	38	11%	342
GENETIC TECHNOLOGICAL INNOVATIONS, LLC		329	13	4%	342
REGENTS PARK OF BOCA RATON		336	5	1%	341
POMPANO REHABILITATION AND NURSING CTR		336	5	1%	341
Concordia Village of Tampa AL		335	5	1%	340
CRONOS CLINICAL LABORATORY	22	227	91	27%	340
LabCorp (Non-Interfaced)	2	130	207	61%	339
DEPARTMENT OF HEALTH BUREAU OF FAMILY		330	9	3%	339
Surrey Place Healthcare and Rehabilitation		337	2	1%	339
MEDICAL CENTER AT OCEAN REEF,THE		321	17	5%	338
MACCLENNY NURSING AND REHAB		320	18	5%	338
JACKSON PLAZA NURSING & REHAB CENTER	6	323	9	3%	338
RAPID RELIABLE TESTING NY LLC		325	12	4%	337
RULEME CENTER	2	305	30	9%	337
HOLISTIC PEDIATRICS GROUP LLC		313	23	7%	336
MIAMI CEREBRAL PALSY RESIDENTIAL		334	1	0%	335
KENNEDY PAIN CLINIC GROUP LLC		301	34	10%	335
PHYSICIANS REGIONAL WALK-IN		196	138	41%	334
AMERICAN FINNISH NURSING HOME	2	323	8	2%	333
NORTH PINELLAS STATMED QUICK QUALITY CLINICS		236	97	29%	333
FLORIDA KEYS PEDIATRICS & ADOLESCENT CENTER		315	18	5%	333
GOOD SAMARITAN SOCIETY-DAYTONA		312	21	6%	333
EAST RIDGE RETIREMENT VILLAGE		329	3	1%	332
LODGE HEALTH AND REHABILITATION CENTER, THE		298	33	10%	331

COVID-19: testing by laboratory

Data through May 2, 2021 verified as of May 3, 2021 at 09:25 AM

Data in this report are provisional and subject to change.

The numbers in the table below represent the number of Florida and non-Florida residents for whom test results were received by the Department of Health. A person can be tested by more than one laboratory and can have both positive and negative results. **Therefore, the sum of the numbers in each column will be larger than the total number of people tested.**

Reporting lab	Inconclusive	Negative	Positive	Percent positive	Total
DELTONA HEALTH CARE		307	24	7%	331
ST LUCIE EMPLOYEE HEALTH & WELLNESS CENTER		320	11	3%	331
EDGEWATER AT WATERMAN VILLAGE,THE		314	16	5%	330
ST JUDE CHILDREN'S RESEARCH HOSPITAL		315	15	5%	330
Life Care Center at Wells Crossing		309	21	6%	330
ROSEN MEDICAL CENTER		287	43	13%	330
ENCOMPASS HEALTH REHABILITATION OF SEA PINES		328	1	0%	329
CRYSTAL RIVER HEALTH & REHAB		325	3	1%	328
WESTCHESTER GARDENS LIMITED PARTNERSHIP		319	9	3%	328
Avante at Inverness		325	3	1%	328
SILVER CREEK SENIOR LIVING COMMUNITY		321	5	2%	326
ST JAMES HEALTH AND REHABILITATION CENTER		239	87	27%	326
PIONEER CLINICAL LAB, LLC		212	113	35%	325
PORT CHARLOTTE HMA		287	37	11%	324
SIGNATURE HEALTHCARE AT THE COURTYARD		277	47	15%	324
DAYTONA BEACH HEALTH AND REHAB CENTER		320	2	1%	322
AFTER HOURS PEDIATRICS INC	1	1	320	99%	322
LUTHERAN HAVEN		313	9	3%	322
Life Care Center of Sarasota		308	13	4%	321
AVELLINO LAB USA, INC	1	307	13	4%	321
ACCURATE DIAGNOSTIC LABS, INC		303	18	6%	321
WILLISTON PEDIATRICS PA	1	280	39	12%	320
SUNRISE DIAGNOSTIC LABORATORY		267	53	17%	320
Avante at Orlando	1	313	6	2%	320
TALLAHASSEE NHHI LLC	1	292	27	8%	320
HEATHER HILL HEALTHCARE CENTER		273	47	15%	320
BIOCEPT		298	22	7%	320
West Melbourne Health and Rehabilitation Center		319	1	0%	320
PruittHealth Santa Rosa		225	94	29%	319
HUNT CLUB PEDIATRIC ASSOCIATES, P.A.		270	48	15%	318
APOLLO HEALTH & REHABILITATION		310	7	2%	317
MEDEXPRESS LUTZ		3	313	99%	316
CROSS POINTE CARE CENTER	2	307	6	2%	315
BAY COUNTY SHERIFFS OFFICE JAIL FACILITY		262	53	17%	315
TIERRA PINES CENTER		302	13	4%	315
HCTB INC		258	57	18%	315
CONCIMED LLC		283	32	10%	315
ARDEN COURTS OF TAMPA□	2	307	6	2%	315
CENTERSTONE OF FLORIDA□		288	26	8%	314
GENESIS MEDICAL LABORATORY MIAMI FL.		83	230	73%	313
HOMESTEAD MANOR	2	270	41	13%	313
STATMED QUICK QUALITY CLINIC AT NORTH PINELLAS		66	246	79%	312
OSPREY LODGE		250	59	19%	309
FIRST CHOICE PEDIATRICS INC		272	37	12%	309
220 GOLDEN, LLC	1	292	16	5%	309
SILVERCREST HEALTH AND REHABILITATION CENTER	3	295	8	3%	306
LAKELAND REGIONAL HEALTH SYSTEMS INC		39	266	87%	305

COVID-19: testing by laboratory

Data through May 2, 2021 verified as of May 3, 2021 at 09:25 AM

Data in this report are provisional and subject to change.

The numbers in the table below represent the number of Florida and non-Florida residents for whom test results were received by the Department of Health. A person can be tested by more than one laboratory and can have both positive and negative results. **Therefore, the sum of the numbers in each column will be larger than the total number of people tested.**

Reporting lab	Inconclusive	Negative	Positive	Percent positive	Total
CLARE BRIDGE ORMOND BEACH	1	303			304
HIGHLANDS URGENT CARE			303	100%	303
PERSONALIZED GENETIC TESTING	3	200	100	33%	303
GULF COAST MEDICAL CENTER		297	6	2%	303
WHITE WILSON MEDICAL IMMEDIATE CARE NICEVILLE		77	226	75%	303
SARAPATH DIAGNOSTICS		172	130	43%	302
LAKE PARK OF MADISON		291	11	4%	302
PONTE VEDRA GARDENS		301	1	0%	302
Chatsworth at PGA National, LLC		287	14	5%	301
CONSULATE HEALTH CARE OF SAFETY HARBOR		293	7	2%	300
HAVEN OF OUR LADY OF PEACE INC		292	8	3%	300
AVANTE AT ORMOND BEACH INC		291	9	3%	300
ARCPPOINT LABS OF ST PETERSBURG		209	91	30%	300
FLORIDA ATLANTIC UNIVERSITY STUDENT HEALTH		247	52	17%	299
DE LUNA HEALTH AND REHABILITATION CENTER		276	23	8%	299
BUENA VISTA URGENT CARE		264	34	11%	298
CLINICAL LABS OF HAWAII		294	4	1%	298
ELLENTON PEDIATRICS PA		280	18	6%	298
Sunset Point Center		291	6	2%	297
DISCOVERY VILLAGE AT NAPLES		280	17	6%	297
RIVERWOOD HEALTH NH LLC		258	39	13%	297
CYPRESS COVE		290	6	2%	296
AMERICAN ESOTERIC LAB-BIRMINGHAM		292	4	1%	296
BROOKDALE DESTIN		284	12	4%	296
BAYA POINTE NURSING AND REHABILITATION		212	83	28%	295
LONGWOOD FAMILY PRACTICE		226	69	23%	295
ALLIANCE PEDIATRICS PA		288	7	2%	295
renaissance health and rehabilitation center		269	26	9%	295
CONEY ISLAND HOSPITAL	1	283	11	4%	295
MIDWAY PRIMARY CARE, LLC	11	183	100	34%	294
USA HEALTH UNIVERSITY HOSPITAL CLINICAL LABORATORY	1	283	10	3%	294
NORTHWEST MEDICAL CENTER CLINICAL LABORATORY		175	118	40%	293
LAKESIDE NEUROLOGIC		279	13	4%	292
HEARTLAND PEDIATRICS OF LAKE PLACID PA	1	254	36	12%	291
THE RESIDENCE AT TIMBER PINES	4	261	26	9%	291
JUPITER MEDICAL CENTER URGENT CARE - STUART		223	68	23%	291
ARBOR FACILITY INC		287	4	1%	291
BIOIQ		243	48	16%	291
PROFESSIONAL URGENT CARE SERVICES		238	52	18%	290
ST VINCENT'S AMBULATORY CARE INC DBA	2	249	39	13%	290
DOCTORS MEMORIAL HOSPITAL		158	131	45%	289
PALM GARDEN OF GAINESVILLE	2	285	2	1%	289
Rehabilitation Center for Park Place LLC		278	11	4%	289
AMERICAN HEALTH ASSOCIATES INC	1	270	18	6%	289
AUBURN UNIVERSITY MEDICAL CLINIC		227	62	21%	289
STERLING HOUSE OF DELAND		288	1	0%	289
WESTWOOD HEALTHCARE SNF		243	46	16%	289

COVID-19: testing by laboratory

Data through May 2, 2021 verified as of May 3, 2021 at 09:25 AM

Data in this report are provisional and subject to change.

The numbers in the table below represent the number of Florida and non-Florida residents for whom test results were received by the Department of Health. A person can be tested by more than one laboratory and can have both positive and negative results. **Therefore, the sum of the numbers in each column will be larger than the total number of people tested.**

Reporting lab	Inconclusive	Negative	Positive	Percent positive	Total
AMERICAN RESEARCH LABS		249	39	14%	288
Terrace Health and Rehab		284	4	1%	288
Solaris Senior Living North Naples ALF		279	9	3%	288
COLLIER PHARMACY		233	54	19%	287
PAVILION FOR HEALTHCARE, THE		284	3	1%	287
W FRANK WELLS NURSING HOME		258	29	10%	287
JACKSONVILLE UNIVERSITY	1	270	16	6%	287
CHIPOLA HEALTH AND REHAB		268	18	6%	286
QUICK CARE MED LLC	1	226	59	21%	286
FARAH MEDICAL		271	15	5%	286
SIGNATURE HEALTHCARE OF ORANGE PARK		281	4	1%	285
PALMS FACILITY INC		269	16	6%	285
EHEALTHSCREENINGS, LLC		285			285
PROTEUS MOLECULAR AND CLINICAL LAB	1	172	112	39%	285
MEDICATION ROOMS-CSU/CI NURSE STATION	1	271	13	5%	285
WALGREENS 10670		247	37	13%	284
CHIPOLA MEDICAL ASSOCIATES, LLC		207	77	27%	284
LAKE VIEW CARE CENTER AT DELRAY		277	6	2%	283
DAVID SCOTT MADWAR MD PA□		254	29	10%	283
AURORA DIAGNOSTICS BERNHARDT LABORATORIES PATHOLOGY SERVICE		190	93	33%	283
SANDY PINES	2	237	43	15%	282
BROWARD NURSING & REHABILITATION CTR	8	259	15	5%	282
VETERANS AFFAIRS MEDICAL CENTER - MIAMI		2	278	99%	280
HARBOURWOOD	1	272	7	3%	280
LEESBURG PEDIATRICS		243	36	13%	279
WASHINGTON REHAB AND NURSING		269	10	4%	279
JUPITER MEDICAL CENTER URGENT CENTER		231	48	17%	279
BRENTWOOD RETIREMENT COMMUNITY	5	240	34	12%	279
AMELIA MEDICAL CARE		121	158	57%	279
MILLENNIUM PHYSICIAN GROUP LLC		241	37	13%	278
Crossbreeze care center	1	274	2	1%	277
PRUITT HEALTH-SANTA ROSA		275	2	1%	277
D PEDIATRICS		254	23	8%	277
VILLAGES REGIONAL HOSPITAL SURGERY CENTER LLC, THE		218	58	21%	276
HOSPICE OF ST FRANCIS INC□		269	7	3%	276
Chatham Glen Healthcare and Rehabilitation Center		266	9	3%	275
BOND CLINIC, PA		203	72	26%	275
IMA MEDICAL GROUP		194	80	29%	274
NASSAU COUNTY JAIL		229	45	16%	274
Glades West Rehabilitation and Nursing Center		266	8	3%	274
STAR CARE		226	47	17%	273
FIRST CHOICE PRIMARY CARE		216	56	21%	272
PBC FIREFIGHTER BENEFIT FUND WELLNESS CENTER		225	45	17%	270
PREMIER PLACE AT THE GLENVIEW		261	9	3%	270
FAMILY MEDICAL CARE OF PALM BEACH		190	80	30%	270
LEHIGH VALLEY GENOMICS		45	225	83%	270
ATLANTIC URGENT CARE		186	84	31%	270

COVID-19: testing by laboratory

Data through May 2, 2021 verified as of May 3, 2021 at 09:25 AM

Data in this report are provisional and subject to change.

The numbers in the table below represent the number of Florida and non-Florida residents for whom test results were received by the Department of Health. A person can be tested by more than one laboratory and can have both positive and negative results. **Therefore, the sum of the numbers in each column will be larger than the total number of people tested.**

Reporting lab	Inconclusive	Negative	Positive	Percent positive	Total
ADVENT HEALTH CARE CENTER	9	246	14	5%	269
DOS OF NORTH SHORES NURSING & REHAB CENTER		269			269
ADVENT HEALTH CENTRA CARE - ORMOND BEACH		113	155	58%	268
SHC College Park		266	2	1%	268
VI AT BENTLEY VILLAGE HOME CARE		267	1	0%	268
SURREY PLACE CARE CENTER		261	7	3%	268
ST MARK VILLAGE	1	261	5	2%	267
TRUE NORTH HEALTH NAVIGATION LLC DBA DISPATCHHEALTH	1	220	45	17%	266
FORT MYERS REHABILITATION AND NURSING CENTER		240	26	10%	266
Jacaranda Manor		263	2	1%	265
SERANADES BY SONATA WEST ORANGE		236	29	11%	265
THE PLAYERS CHAMPIONSHIP		265			265
Cross Gardens Care Center		264	1	0%	265
NADAL PEDIATRICS		217	47	18%	264
LAKEVIEW INTERNAL MEDICINE		199	64	24%	263
NORTH FLORIDA PEDIATRICS - MARIANNA		223	40	15%	263
FREEDOM SQUARE NURSING CENTER□		250	12	5%	262
BRADEN RIVER REHABILITATION CENTER LLC		258	2	1%	260
CLIFFORD CHESTER SIMS VA NURSING HOME		251	9	3%	260
PATHWAY PHARMACY		216	44	17%	260
CONSULATE HEALTHCARE OF KISSIMMEE		247	12	5%	259
TERRACES OF LAKE WORTH CARE CENTER□		247	12	5%	259
SEAVIEW NURSING AND REHABILITATION CENTER		248	10	4%	258
MIAMI JEWISH HEALTH SYSTEMS, INC	4	244	10	4%	258
FLORIDA WOMAN CARE LABORATORY LLC		232	26	10%	258
ADVENT HEALTH - ORLANDO		195	63	24%	258
AZALEA TRACE		245	13	5%	258
CAREATC CITY OF TAMPA	14	207	36	14%	257
Sunnyside Nursing Home		254	3	1%	257
BAYVIEW CENTER		251	6	2%	257
WALGREENS 4915	1	228	28	11%	257
MARTIN MEMORIAL MEDICAL CENTER LAB		128	129	50%	257
MARTIN ACQUISITION 1 LLC DBA		241	14	5%	255
FELLOWSHIP HOME AT THE FAIRWAY LLC		247	7	3%	254
A PLUS PEDIATRICS		222	32	13%	254
EVENT MED SERVICES LABORATORY		249	5	2%	254
KR at Hillsborough Lakes/Lutz Healthcare		243	10	4%	253
SHELL POINT VILLAGE MEDICAL CENTER		246	7	3%	253
LAKESIDE HEALTH CENTER		251	2	1%	253
CCS - JOSEPH V CONTE		251	2	1%	253
VETERANS AFFAIRS ORLANDO VA MEDICAL CENTER			252	100%	252
HOMESTEAD VILLAGE		241	11	4%	252
STUART - FAIRGROUNDS		219	32	13%	251
BUREAU OF CLINICAL LABORATORIES		209	42	17%	251
FLORIDA CLINICAL LABORATORY-BIOREFERENCE LABORATORIES		99	152	61%	251
BARTRAM CROSSING		251			251
OAKBROOK HEALTH AND REHABILITATION CENTER	1	234	14	6%	249

COVID-19: testing by laboratory

Data through May 2, 2021 verified as of May 3, 2021 at 09:25 AM

Data in this report are provisional and subject to change.

The numbers in the table below represent the number of Florida and non-Florida residents for whom test results were received by the Department of Health. A person can be tested by more than one laboratory and can have both positive and negative results. **Therefore, the sum of the numbers in each column will be larger than the total number of people tested.**

Reporting lab	Inconclusive	Negative	Positive	Percent positive	Total
UCC - WELLINGTON		3	246	99%	249
Consulate Health Care of St. Petersburg		242	7	3%	249
Avante at Lake Worth, Inc.	1	242	6	2%	249
CARRINGTON PLACE OF ST PETE LLC		242	6	2%	248
ADVENTHEALTH EXPRESS CARE AT WESLEY CH		218	29	12%	247
ADVENT HEALTH - PALM HARBOR ER		199	48	19%	247
Heritage Healthcare at Tallahassee		239	7	3%	246
Orchid Cove at Sarasota		245	1	0%	246
SPRINGS AT LAKE POINTE WOODS		244	2	1%	246
AVECINA MOBILE		121	125	51%	246
EDGEWOOD NURSING CENTER		235	10	4%	245
Flagler Health and Rehabilitation		242	3	1%	245
BARBARA O'REILLY MD PA		240	5	2%	245
ST ANTHONYS REHABILITATION HOSPITAL	9	234	2	1%	245
ST AUGUSTINE HEALTH & REHAB CENTER		244	1	0%	245
ROSEWOOD HEALTHCARE & REHABILITATION CENTER		239	6	2%	245
CARENOW LAKE MARY		45	199	82%	244
MALABAR/ADVENT CENTRA CARE		48	196	80%	244
REGENTS PARK AT AVENTURA		229	15	6%	244
WHITE WILSON MEDICAL CENTER IMMEDIATE CARE		135	108	44%	243
GEORGE SAFRAN MD PC		228	14	6%	242
PADDOCK RIDGE		239	3	1%	242
ARCHER HEALTH VENTURES, LLC		217	25	10%	242
ESCAMBIA COUNTY JAIL	2	177	63	26%	242
TGH		1	241	100%	242
HUNT CLUB PEDIATRIC ASSOCIATES PA		169	73	30%	242
life Care Center of Melbourne		224	17	7%	241
GOOD SAMARITAN CARES		236	5	2%	241
AMERICAN HOUSE SENIOR LIVING		189	51	21%	240
PALM GARDEN OF AVENTURA		236	4	2%	240
STERLING HOUSE OF WINTER HAVEN		237	3	1%	240
CLARE BRIDGE OF SARASOTA		238	2	1%	240
SOUTHLAND SUITES OF ORMOND BEACH	4	236			240
KINDRED HOSPITAL THE PALM BEACHES		233	6	3%	239
The Ponce Therapy Care Center		235	4	2%	239
ORANGE COUNTY HEALTH DEPT		228	11	5%	239
SAMIR EBEID MD		216	23	10%	239
ADVANCED MEDICAL GROUP		2	236	99%	238
FLORIDA HEALTH CARE PLAN INC		2	235	99%	237
Lake Port Square Health Center		219	17	7%	236
BAY VUE NURSING AND REHABILITATION CENTER		224	11	5%	235
CAREATC, INC.	1	226	8	3%	235
BAY TREE CARE AND REHABILITATION CENTER		197	38	16%	235
GUEST HOUSE OCALA, THE		224	11	5%	235
OAK HAMMOCK AT THE UNIVERSITY OF FLORIDA		229	6	3%	235
CENTRAL FLORIDA HEALTH SERVICES		194	40	17%	234
LCS SANDHILL COVE LLC DBA	6	219	9	4%	234

COVID-19: testing by laboratory

Data through May 2, 2021 verified as of May 3, 2021 at 09:25 AM

Data in this report are provisional and subject to change.

The numbers in the table below represent the number of Florida and non-Florida residents for whom test results were received by the Department of Health. A person can be tested by more than one laboratory and can have both positive and negative results. **Therefore, the sum of the numbers in each column will be larger than the total number of people tested.**

Reporting lab	Inconclusive	Negative	Positive	Percent positive	Total
SOLARIS SENIOR LIVING VERO BEACH		226	8	3%	234
XPRESS URGENT CARE- PORT ST. LUCIE		98	136	58%	234
MANDARIN PEDIATRICS		210	23	10%	233
NORTH FLORIDA PEDIATRICS PA - DUVAL		204	29	12%	233
RIVERSIDE RECOVERY OF TAMPA		231	2	1%	233
SUNLIFE PHARMACY		204	29	12%	233
ARDEN COURTS OF FORT MYERS		226	7	3%	233
PINELLAS CARE CENTER		197	36	15%	233
FORT PIERCE HEALTH CARE		225	7	3%	232
GATTOLINE ENTERPRISES, INC. DBA FAMILY CARE PHARMACY		188	44	19%	232
CHILDREN MED CARE INC		198	33	14%	231
ManorCare Health Services-Palm Harbor	1	229	1	0%	231
Lakewood Nursing Center		198	33	14%	231
Signature healthcare of Jacksonville		226	5	2%	231
ST PETERSBURG PEDIATRICS-EAST BAY	1	194	35	15%	230
LYNN HAVEN SPORTS COMPLEX-WALKON CLINIC		21	209	91%	230
FIRSTCARE CLINIC		120	110	48%	230
MORSELIFE MEMORY CARE RESIDENCE		219	9	4%	228
ASCENSION MEDICAL GROUP		5	223	98%	228
MEDICAL CONSULTANTS OF FLORIDA LLC	1	193	34	15%	228
ARDEN COURTS OF SEMINOLE		187	41	18%	228
ESCAMBIA COUNTY JAIL DETENTION DIVISION		222	5	2%	227
ADVENT HEALTH - LAKE NONA		193	34	15%	227
WIREGRASS DIRECT PRIMARY CARE PLLC□		190	37	16%	227
ALLSOUTH URGENT CARE		52	174	77%	226
PARKS HEALTHCARE & REHABILITATION CTR	4	211	11	5%	226
MCW MENTAL HEALTH LLC		222	4	2%	226
ABSOLUTE HEALTH INTERNAL MEDICINE AND PEDIATRICS		200	25	11%	225
PARK MEADOWS HEALTH AND REHABILITATION CENTER		224	1	0%	225
DOCTORS MEMORIAL FAMILY MEDICINE	2	155	68	30%	225
YOUR FAMILY WALK-IN CLINIC		17	208	92%	225
NSPIRE HEALTHCARE LAUDERHILL		219	6	3%	225
CORAL GABLES NURSING & REHABILITATION CENTER		214	11	5%	225
BORLAND GROOVER CLINIC	1	187	37	16%	225
SACRED HEART HEALTH SYSTEM INC		187	38	17%	225
Avante at Melbourne		219	5	2%	224
INN AT ASTON GARDENS, THE		216	8	4%	224
LAKE REGIONAL URGENT CARE		12	212	95%	224
CORAL REEF NURSING & REHABILITATION CENTER		216	8	4%	224
DISCOVERY VILLAGE AT MELBOURNE		197	27	12%	224
COLONY CLUB ALF,THE	1	209	13	6%	223
VITAS HEALTHCARE CORPORATION OF FL		208	15	7%	223
CONSULATE HEALTH CARE OF MELBOURNE		218	5	2%	223
FLORIDA MEDICAL CLINIC LLC		145	77	35%	222
Signature Healthcare of Ormond		220	2	1%	222
ADVENT HEALTH CENTRA CARE - APOPKA NORTH		192	30	14%	222
PINNACLES PEDS CARE PA		222			222

COVID-19: testing by laboratory

Data through May 2, 2021 verified as of May 3, 2021 at 09:25 AM

Data in this report are provisional and subject to change.

The numbers in the table below represent the number of Florida and non-Florida residents for whom test results were received by the Department of Health. A person can be tested by more than one laboratory and can have both positive and negative results. **Therefore, the sum of the numbers in each column will be larger than the total number of people tested.**

Reporting lab	Inconclusive	Negative	Positive	Percent positive	Total
VIERA DEL MAR HEALTH AND REHABILITATION CENTER		209	13	6%	222
CCS - PAUL REIN DETENTION FACILITY		156	66	30%	222
BENDERSON FAMILY SKILLED NURSING AND□		204	17	8%	221
Kindred Hospital South Florida Hollywood SNU		213	8	4%	221
Fouraker Hills Rehab and Nursing		212	9	4%	221
FLAGLER COUNTY DETENTION CENTER		208	13	6%	221
CONCORD LIFE SCIENCES LLC	2	201	17	8%	220
FEDERATION CCRC OPERATIONS CORP		218	2	1%	220
VILLA MARIA WEST SKILLED NURSING FACILITY		212	8	4%	220
SUPERIOR RESIDENCES OF PANAMA CITY BEACH		213	7	3%	220
Boynton Beach Rehabilitation Center	2	213	5	2%	220
BVM THE BRIDGES LLC		218	2	1%	220
ADVENT HEALTH CENTRA CARE - DAYTONA BEACH		94	125	57%	219
JUNO DERMATOLOGY LLC		201	18	8%	219
ANGELS DIAGNOSTIC GROUP		174	45	21%	219
WOOD LAKE HEALTH AND REHABILITATION CENTER		219			219
MATHISON RETIREMENT COMMUNITY, INC	1	208	10	5%	219
MEASE COUNTRYSIDE HOSPITAL		2	216	99%	218
PEDIATRIC SPECIALISTS MEDICAL GROUP□	1	193	24	11%	218
ST. CLOUD REGIONAL MEDICAL CENTER		199	18	8%	217
KENILWORTH CARE & REHABILITATION CENTER		200	17	8%	217
CLERMONT URGENT CARE		1	216	100%	217
LAKE PORT SQUARE		200	17	8%	217
MACTOWN, INC		215	2	1%	217
THE MANOR AT CARPENTERS		185	32	15%	217
SOUTH BALDWIN REGIONAL MEDICAL CENTER		202	14	6%	216
Hampton Court Nursing and Rehabilitation Center		214	2	1%	216
MIAMI VA HEALTHCARE SYSTEM			216	100%	216
BROOKDALE ATRIM WAY		210	6	3%	216
The Waterford		212	3	1%	215
GATEWAY/ADVENT CENTRA CARE	1	24	190	88%	215
BONITA PHARMACY		195	20	9%	215
Taylor Care Center		210	5	2%	215
KEY LARGO - LARGO CARGO		193	21	10%	214
Sunrise Health and Rehabilitation Center		206	8	4%	214
BLOCK, NATION, CHASE, AND SMOLEN FAMILY MEDICINE		157	57	27%	214
POCONO MEDICAL CENTER		212	1	0%	213
UNIVERSITY OF MIAMI		78	135	63%	213
ARDEN COURTS OF DELRAY BEACH FL LLC	3	200	10	5%	213
San Jose Health & Rehabilitation		207	6	3%	213
RITE MEDICAL CARE PC		210	3	1%	213
Consulate Healthcare of West Palm Beach		197	16	8%	213
CONSULATE HEALTH CARE OF WINTER HAVEN		209	4	2%	213
BOCA RATON REHABILITATION CENTER	4	205	4	2%	213
LIFE CARE CENTER OF PORT ST. LUCIE		201	12	6%	213
HEALTH FIRST - HOLMES REGIONAL MEDICAL CENTER		32	180	85%	212
FULGENT GENETICS	3	166	43	20%	212

COVID-19: testing by laboratory

Data through May 2, 2021 verified as of May 3, 2021 at 09:25 AM

Data in this report are provisional and subject to change.

The numbers in the table below represent the number of Florida and non-Florida residents for whom test results were received by the Department of Health. A person can be tested by more than one laboratory and can have both positive and negative results. **Therefore, the sum of the numbers in each column will be larger than the total number of people tested.**

Reporting lab	Inconclusive	Negative	Positive	Percent positive	Total
Bayside Health and Rehabilitation		181	31	15%	212
LABCORP BURLINGTON	1	157	54	25%	212
HEALTHPOINT MED GRP OF THE EMERALD COAST LLC		175	37	17%	212
HOSPITAL FOR SPECIAL SURGERY		208	3	1%	211
GLENRIDGE ON PALMER RANCH,THE		202	8	4%	210
Royal Oaks Nursing and Rehab		209	1	0%	210
GOOD SAMARITAN SOCIETY OF DELAND		199	11	5%	210
TUSCAN GARDENS OF PALM COAST		204	6	3%	210
PATRIOT MEDICAL LABORATORIES		201	8	4%	209
The Palace Nursing and Rehabilitation Center		209			209
Nspire Health Care Kendall		199	10	5%	209
Whispering Oaks	11	175	23	11%	209
PALMS MEDICAL GROUP HIGH SPRINGS		174	35	17%	209
DOLPHIN POINTE HEALTH CARE LLC		185	23	11%	208
REGENCY PARK		190	18	9%	208
LAB CORP	1	120	87	42%	208
HIALEAH SHORES NURSING AND REHAB CENTER		199	8	4%	207
FLORIDA DEPARTMENT OF HEALTH IN TAYLOR COUNTY	1	163	43	21%	207
ALL SEASONS NAPLES LLC		198	8	4%	206
EDWARD J HEALEY REHAB & NURSING CENTER		206			206
NEW YORK CITY DEPARTMENT OF HEALTH & MENTAL		171	35	17%	206
MIRACLE HILL NURSING & REHABILITATION CENTER INC		200	6	3%	206
TARPON POINT NURSING AND REHABILITATION CENTER		203	3	1%	206
VILLAGE PEDIATRICS LLC		175	31	15%	206
JACKSON COUNTY HEALTH DEPARTMENT		154	51	25%	205
WORKPLACE SCREENING INTELLIGENCE			205	100%	205
Cross Terrace REhabilitation		203	2	1%	205
PATHGROUP LABS LLC		97	107	52%	204
PALM HARBOR FAMILY PRACTICE & WALK-IN		157	47	23%	204
SENIOR LIVING VII TAMPA LLC	1	194	9	4%	204
PCB CLINIC		159	45	22%	204
JACKSONVILLE NURSING AND REHAB CENTER		195	8	4%	203
BROOKDALE OF SPRING HILL	9	192	2	1%	203
BARKLEY PLACE	1	196	5	2%	202
POLK COUNTY HEALTH DEPARTMENT		178	24	12%	202
VAMC WEST PALM LAB		5	196	98%	201
WALGREENS #06012		174	27	13%	201
Governors Creek Health and Rehabilitation	1	198	2	1%	201
AMA MEDICAL GROUP LLC		169	32	16%	201
HERITAGE HEALTHCARE AND REHABILITATION CENTER		195	5	3%	200
NO FLORIDA PEDIATRICS, PA		173	27	14%	200
AVANTE OF BOCA RATON		198	1	1%	199
ADVENT HEALTH - CARROLLWOOD	4	169	26	13%	199
GRACE PEDIATRICS		168	31	16%	199
DEPARTMENT OF HEALTH & HUMAN SERVICES		198			198
Lehigh Acres Health and Rehabilitation		186	12	6%	198
NSPIRE HEALTHCARE TAMARAC		158	40	20%	198

COVID-19: testing by laboratory

Data through May 2, 2021 verified as of May 3, 2021 at 09:25 AM

Data in this report are provisional and subject to change.

The numbers in the table below represent the number of Florida and non-Florida residents for whom test results were received by the Department of Health. A person can be tested by more than one laboratory and can have both positive and negative results. **Therefore, the sum of the numbers in each column will be larger than the total number of people tested.**

Reporting lab	Inconclusive	Negative	Positive	Percent positive	Total
LAUREL POINT CARE ACQUISITION LLC DBA SANDGATE GARDENS REHAB AND NURSI		171	27	14%	198
MD NOW MEDICAL CENTERS INC		153	44	22%	197
NADAL PEDIATRICS - VICTORIA STREET (3385)		167	30	15%	197
PALM GARDEN OF PINELLAS		197			197
FORT WALTON REHABILITATION CENTER		158	39	20%	197
BAYA URGENT CARE LLC		167	30	15%	197
RIVERWOOD CENTER,THE		186	10	5%	196
ABBIEJEAN RUSSELL CARE CENTER		195	1	1%	196
BRUCE S WEST MD	1	193	1	1%	195
KINDRED HOSPITAL MELBOURNE	1	188	6	3%	195
Heritage Park Rehabilitation & Healthcare		177	18	9%	195
VIPEDIATRICS PLLC		178	16	8%	194
CARE CENTERS OF NASSAU		191	3	2%	194
JEFFERSON COUNTY HEALTH DEPARTMENT-MONTICELLO		153	41	21%	194
BEACON AT GULF BREEZE, THE	2	181	11	6%	194
WALGREENS #04809	1	172	21	11%	194
HIGHLANDS LAKE CENTER		188	5	3%	193
SUMMERFIELD EMERGENCY ROOM		146	47	24%	193
FINLAY CLINICAL LABORATORY INC	1	39	153	79%	193
SARNO EXTENDED HOURS		124	69	36%	193
CHARTER SENIOR LIVING OF PANAMA CITY BEACH		172	21	11%	193
FLORIDA HEALTH CARE PLANS INC		2	190	99%	192
FIRST CHOICE PEDIATRICS SEMORAN		98	94	49%	192
CVS		48	144	75%	192
CYPRESS POINT LIVING, LLC		177	15	8%	192
NORTH BEACH REHABILITATION CENTER		190	2	1%	192
GEORGIA DEPARTMENT OF PUBLIC HEALTH	1	5	186	97%	192
HEALTH LINK DIAGNOSTIC LABORATORIES		182	9	5%	191
BRANDON COMMUNITY HEALTH CENTER		165	26	14%	191
MAGNOLIA DIAGNOSTICS, LLC	4	158	28	15%	190
Belleair Healthcare Center		184	6	3%	190
NEO GENOMICS - FORT MYERS	1	183	6	3%	190
EMBRY RIDDLE AERONAUTICAL UNIVERSITY HEALTH SERVICES		1	189	99%	190
GLADES HEALTH CARE CENTER		187	3	2%	190
SEMINOLE TRIBE OF FLORIDA		158	32	17%	190
LAKE WALES OPERATING GROUP LLC		184	5	3%	189
PHYSICIANS REGIONAL MEDICAL CENTER - PINE RIDGE		20	169	89%	189
CANTERFIELD OF OCALA, LLC		178	11	6%	189
The Inn at Sarasota Bay Club		186	3	2%	189
TUSCAN GARDENS OF VENETIA MANAGEMENT COMPANY		175	14	7%	189
VIERA MANOR ASSISTED LIVING RESIDENCE		182	7	4%	189
LIFE CARE CENTER OF ALTAMONTE SPRINGS		157	31	16%	188
OCEAN REEF MEDICAL CENTER		150	38	20%	188
NIGHT LITE PEDIATRICS WINTER GARDEN		144	44	23%	188
HEARTLAND SOUTH JACKSONVILLE OF JACKSONVILLE FL ,		188			188
WOMEN'S CARE FLORIDA LABORATORY		183	5	3%	188
BENTON HOUSE AT OAKLEAF		158	30	16%	188

COVID-19: testing by laboratory

Data through May 2, 2021 verified as of May 3, 2021 at 09:25 AM

Data in this report are provisional and subject to change.

The numbers in the table below represent the number of Florida and non-Florida residents for whom test results were received by the Department of Health. A person can be tested by more than one laboratory and can have both positive and negative results. **Therefore, the sum of the numbers in each column will be larger than the total number of people tested.**

Reporting lab	Inconclusive	Negative	Positive	Percent positive	Total
HAWKINS FAMILY MEDICINE LLC	1	136	51	27%	188
ZON BEACHSIDE LLC□		151	37	20%	188
SUNY UPSTATE MEDICAL UNIVERSITY		173	15	8%	188
US MEDICAL CARE, INC		164	23	12%	187
NO FLORIDA PEDIATRICS, PA - BRADFORD		157	30	16%	187
WEST COAST FAMILY MEDICAL CARE		152	35	19%	187
ARDEN COURTS OF LARGO FL, LLC		165	22	12%	187
PLANTATION NURSING & REHAB CENTER		187			187
AMERICAN FAMILY MEDICAL LLC		143	43	23%	186
CSL PLASMA		31	155	83%	186
ANTHEM LAKES LLC		151	35	19%	186
ADVENT		172	13	7%	185
BAPTIST HEALTH PRIMARY CARE	1	134	50	27%	185
PPC-LAB EDI ORCHARD BI		176	9	5%	185
ROSECASTLE OF ZEPHRHILLS		182	3	2%	185
CANTERFIELD OF CLAY COUNTY		147	38	21%	185
PRIMECARE OF DOTHAN		131	54	29%	185
PEDIATRICS OF GREATER ORLANDO		157	28	15%	185
ST. JAMES BAY HEALTH AND REHABILITATION CENTER		183	1	1%	184
BROOKDALE ORANGE PARK		182	2	1%	184
BAY EDUCATORS WELLNESS CENTER		126	58	32%	184
ADVENT HEALTH CENTRA CARE - WESLEY CHAPEL		13	170	93%	183
WEST		162	21	11%	183
MERCY MEDICAL URGENT CARE CENTER INC		126	57	31%	183
EXOSOME DIAGNOSTICS	1	163	19	10%	183
RDV SPORTSPLEX PEDIATRICS		154	29	16%	183
MINUTECLINIC DIAGNOSTIC OF TEXAS, LLC		165	17	9%	182
Emory L Bennett State Veterans Nursing Home		178	3	2%	181
BRIGHTON EGGERT PHARMACY INC		173	7	4%	180
EAST NEW YORK DIAGNOSTIC AND TREATMENT		171	9	5%	180
KINDRED HOSPITAL - SOUTH FLORIDA		176	4	2%	180
STERLING HOUSE OF PUNTA GORDA		179	1	1%	180
NORTH FLORIDA INTERNAL MEDICINE PA		145	34	19%	179
GULFCOAST PEDIATRICS		168	11	6%	179
QUEENS HOSPITAL CENTER	1	168	10	6%	179
MOBILE INFIRMARY MED CENTER PATH LAB		164	15	8%	179
LAKEVIEW TERRACE RETIREMENT COMMUNITY		159	19	11%	178
PEDIATRIC ASSOCIATES AT ARGYLE PA		171	7	4%	178
ARDEN COURTS OF PALM HARBOR		158	20	11%	178
CAYUGA MEDICAL CENTER AT ITHACA		173	5	3%	178
MID FLORIDA PATHOLOGY LLC MOBILE UNIT #4		125	53	30%	178
ROSECASTLE OF CITRUS		147	30	17%	177
TRADITION MEDICAL CENTER LABORATORY		55	122	69%	177
QUALITY URGENT CARE AND WELLNESS PL	3	127	47	27%	177
ADVENT HEALTH CENTRA CARE - CARROLLWOOD		5	172	97%	177
KINDRED HOSPITAL SOUTH FLORIDA		141	35	20%	176
ASTON GARDENS AT PELICAN MARSH		169	7	4%	176

COVID-19: testing by laboratory

Data through May 2, 2021 verified as of May 3, 2021 at 09:25 AM

Data in this report are provisional and subject to change.

The numbers in the table below represent the number of Florida and non-Florida residents for whom test results were received by the Department of Health. A person can be tested by more than one laboratory and can have both positive and negative results. **Therefore, the sum of the numbers in each column will be larger than the total number of people tested.**

Reporting lab	Inconclusive	Negative	Positive	Percent positive	Total
GENE BY GENE		61	115	65%	176
FLORIDA DEPARTMENT OF HEALTH IN ALACHUA COUNTY -		162	14	8%	176
SUWANNEE VALLEY NURSING CENTER		162	14	8%	176
FHMG-FLORIDA HOSPITAL MEDICAL GROUP		150	26	15%	176
MINUTECLINIC DIAGNOSTIC		165	10	6%	175
ORLANDO HEALTH EMERGENCY DEPARTMENT		163	12	7%	175
Madison Health and Rehabilitation Center		139	36	21%	175
COASTAL INTERNAL MEDICINE		134	40	23%	174
BAYCARE HEALTH SYSTEMS	1	6	167	96%	174
CENTRAL FLORIDA HEALTHCARE GROUP LLC		151	23	13%	174
HAZELDEN FLORIDA	1	166	7	4%	174
ANCHOR CARE AND REHABILITATION CENTER		173	1	1%	174
Signature Healthcare of Palm Beach		172	2	1%	174
URGENT CARE OF THE PALM BEACHES, NORTH PALM BEACH			172	100%	172
WOODBIDGE FACILITY INC		166	6	3%	172
SOMERBY LAKE NONA		164	7	4%	171
TERRACE AT HOBE SOUND, THE	1	158	12	7%	171
BROOKDALE FORT MYERS THE COLONY		167	4	2%	171
FLORIDA DEPARTMENT OF HEALTH IN WALTON COUNTY		154	16	9%	170
WILTON MANORS HEALTH & REHABILITATION CENTER		160	9	5%	169
ADVENT HEALTH CENTRA CARE - TEMPLE TERRACE	1	104	64	38%	169
Life Care Center of Orlando		164	5	3%	169
FINNISH AMERICAN REST HOME-ALF		167	2	1%	169
HEARTLAND HEALTHCARE AND REHAB CENTER		146	23	14%	169
HARBOR BEACH NURSING AND REHABILITATION CENTER		140	28	17%	168
PANAMA CITY DEVELOPMENTAL CENTER□		168			168
WESLEY HAVEN VILLA	1	132	35	21%	168
Peninsula Care and Rehab		156	12	7%	168
ADVENTHEALTH MEDICAL GROUP FAMILY MEDICINE AT		126	41	25%	167
MEADOWCREST FAMILY PHYSICIANS		98	69	41%	167
OSPREY VILLAGE AT AMELIA ISLAND LTD		157	10	6%	167
ANYLABTEST NOW		158	8	5%	166
CITRUS HEALTH AND REHAB		132	33	20%	165
BROOKDALE BONITA SPRINGS		162	3	2%	165
THE ARLINGTON OF NAPLES INC.		162	3	2%	165
WRIGHTS HEALTH CARE AND REHABILITATION CENTER		134	30	18%	164
JPR URGENT MEDICAL CARE		159	5	3%	164
NORTH PORT REHABILITATION AND NURSING CENTER□		163	1	1%	164
SOUTH GEORGIA MEDICAL CENTER		111	53	32%	164
KRYSTAL BAY NURSING AND REHABILITATION		158	6	4%	164
ATMORE COMMUNITY HOSPITAL LABORATORY		135	29	18%	164
BRADENTON HEALTH CARE		163			163
PRECISION GENETICS, INC		157	6	4%	163
TRI COUNTY NURSING HOME		162	1	1%	163
ISLAND HEALTH AND REHABILITATION CENTER		159	4	2%	163
PROMPT CARE OF CENTRAL FLORIDA			163	100%	163
HOSPICE OF THE TREASURE COAST		158	5	3%	163

COVID-19: testing by laboratory

Data through May 2, 2021 verified as of May 3, 2021 at 09:25 AM

Data in this report are provisional and subject to change.

The numbers in the table below represent the number of Florida and non-Florida residents for whom test results were received by the Department of Health. A person can be tested by more than one laboratory and can have both positive and negative results. **Therefore, the sum of the numbers in each column will be larger than the total number of people tested.**

Reporting lab	Inconclusive	Negative	Positive	Percent positive	Total
Nemours Children's Urgent Care		80	83	51%	163
WALTON PLACE		162			162
ALLCARE MEDICAL CENTERS PC		137	24	15%	161
DESOTO PALMS ALF		155	6	4%	161
MAINSTREAM DIAGNOSTIC LABORATORY LLC		136	25	16%	161
F&T MEDICAL RESEARCH, INC		160			160
GREENBRIAR REHABILITATION AND NURSING CENTER	1	159			160
KEYSTONE REHAB		160			160
TUSCAN ISLE CHAMPIONSGATE OP CO LLC		158	2	1%	160
GRAVITY DIAGNOSTICS		56	104	65%	160
ARCADIA HEALTH AND REHABILITATION CENTER		100	60	38%	160
POINTE, THE		131	28	18%	159
BROOKDALE PENSACOLA		158	1	1%	159
MINUTECLINIC DIAGNOSTIC OF SOUTH CARO		134	24	15%	158
CITRUS MEMORIAL HOSPITAL			158	100%	158
MAGNOLIA MEDICAL CLINIC		47	111	70%	158
WUESTHOFF REF LABORATORY			158	100%	158
AMERICAN HOUSE COCONUT POINT		136	21	13%	157
BIGGERS FAMILY MEDICINE PA	1	142	14	9%	157
GARDENS HEALTH NH LLC		154	3	2%	157
CHERRY OAK PALM BEACH COUNTY		149	8	5%	157
FAWCETT MEMORIAL HOSPITAL LABORATORY			157	100%	157
TIMBERRIDGE NURSING HOME & REHAB		123	34	22%	157
GRAND AVE PHARMACY		112	45	29%	157
ALL FLORIDA FAMILY AND SPORTS MEDICINE		134	23	15%	157
DOCTORS MEMORIAL FAMILY PRACTICE	2	119	36	23%	157
WALGREENS 6221		138	18	12%	156
Englewood Healthcare and Rehab		141	15	10%	156
PROVIDENCE HOSPITAL LABORATORY		147	9	6%	156
Gabisa Medical LLC		155	1	1%	156
MD NOW MEDICAL CENTERS, INC.		121	35	22%	156
DIAMOND RIDGE		147	8	5%	155
PHYSICIAN PARTNERS PERRY		91	64	41%	155
FAMILY EXTENDED CARE OF CENTRAL TAMPA		137	18	12%	155
COCOA BEACH/ADVENT CENTRA		41	114	74%	155
OCALA CBOC		146	9	6%	155
PALMETTTO FACILITY INC	1	153			154
FAWCETT MEMORIAL HOSPITAL-LAB		39	115	75%	154
PRUITT HEALTH		152	2	1%	154
CARE RESOURCE COMMUNITY HEALTH CENTERS INC		147	7	5%	154
CORE BIO LABS		76	78	51%	154
SACRED HEART MEDICAL GROUP URGENT CARE		126	27	18%	153
SUNNY HILLS ALF OF SEBRING INC		140	13	8%	153
CLEARWATER STATMED QUICK QUALITY CLINICS		43	109	72%	152
LABORATORY OF FLORIDA		97	55	36%	152
WILLOW BROOKE COURT AT AZALEA TRACE		149	3	2%	152
CRANE CENTER		121	31	20%	152

COVID-19: testing by laboratory

Data through May 2, 2021 verified as of May 3, 2021 at 09:25 AM

Data in this report are provisional and subject to change.

The numbers in the table below represent the number of Florida and non-Florida residents for whom test results were received by the Department of Health. A person can be tested by more than one laboratory and can have both positive and negative results. **Therefore, the sum of the numbers in each column will be larger than the total number of people tested.**

Reporting lab	Inconclusive	Negative	Positive	Percent positive	Total
NAPHCARE, INC.		142	10	7%	152
AEGIS MEDICAL GROUP		128	24	16%	152
REGENCY OAKS HEALTH CENTER		149	2	1%	151
ORANGE COUNTY CORRECTIONS HEALTH SERVICES		121	30	20%	151
TGH URGENT CARE – SEMINOLE			151	100%	151
MACKOUL PEDIATRICS FORT MYERS		130	21	14%	151
Centre Pointe Health and Rehabilitation Center		140	11	7%	151
PALM BEACH COUNTY HEALTH DEPT LAB	4	140	7	5%	151
REFUAH HEALTH CENTER LABORATORY		143	8	5%	151
NAVARRE GARDENS LLC		126	25	17%	151
ADVENTHEALTH HOSPICE CARE CENTRAL FLORIDA		147	4	3%	151
CROSSWINDS HEALTH AND REHABILITATION CENTER	1	147	2	1%	150
GOLD CHOICE SENIOR COMMUNITIES		109	41	27%	150
The Crossroads		149	1	1%	150
Lakeside Oaks Care Center		146	4	3%	150
SONATA COCONUT CREEK	2	125	23	15%	150
OAKHURST CENTER		142	7	5%	149
OHI WEST INC		136	13	9%	149
OPPENHEIMER PLASTIC SURGERY LLC		144	5	3%	149
CORNERSTONE MEDICAL CARE OF BRANDON PL		121	28	19%	149
LEE MEMORIAL HEALTH SYSTEM HEALTH FAIR		143	6	4%	149
PRECISION HEALTH RESOURCES, LLC	1	133	15	10%	149
MILLENNIUM LAB SERVICES			148	100%	148
SEAGRASS VILLAGE FLEMING ISLAND		111	37	25%	148
LIFE CARE CENTER OF JACKSONVILLE□		127	21	14%	148
East Bay Rehabilitation Center		113	35	24%	148
ALLIANCE PEDIATRICS		116	32	22%	148
ST JOHNS COUNTY DETENTION CENTER		148			148
MED COMP SCIENCES		3	145	98%	148
MINUTECLINIC LLC #4987		131	17	11%	148
MEMORY CARE OF NAPLES		147	1	1%	148
LONGWOOD CARDIOLOGY			148	100%	148
SANIBEL INTERNAL MEDICINE, LLC		142	5	3%	147
PROVISTA DIAGNOSTICS, INC		144	3	2%	147
DAYSRING VILLAGE		125	22	15%	147
CLINICA HISPANA		1	146	99%	147
BOSTON RED SOX CLUB LP		144	2	1%	146
WEDGEWOOD HEALTHCARE CENTER		94	52	36%	146
Quail Run Health Care Center		146			146
WINDSOR OF LAKEWOOD RANCH,THE		144	2	1%	146
REGENCY CARE OF BLOUNTSTOWN LLC		135	10	7%	145
DAYSRING SENIOR LIVING LLC		143	2	1%	145
BROOKDALE CAPE CORAL		145			145
ADVENTHEALTH CENTRA CARE PONCIANA	1	81	63	43%	145
GRAND VILLA OF ORMOND BEACH		138	6	4%	144
NCRNC INC		140	4	3%	144
MV MEDICAL PRACTICE DBA PRIMARY URGENT CARE		137	7	5%	144

COVID-19: testing by laboratory

Data through May 2, 2021 verified as of May 3, 2021 at 09:25 AM

Data in this report are provisional and subject to change.

The numbers in the table below represent the number of Florida and non-Florida residents for whom test results were received by the Department of Health. A person can be tested by more than one laboratory and can have both positive and negative results. **Therefore, the sum of the numbers in each column will be larger than the total number of people tested.**

Reporting lab	Inconclusive	Negative	Positive	Percent positive	Total
KINDRED HOSPITAL NORTH FLORIDA	3	133	8	6%	144
NORTHEAST FLORIDA STATE HOSP-NURSING		143	1	1%	144
SUMMIT MEDICAL GROUP		132	12	8%	144
WILLOWBROOKE COURT AT ST ANDREWS ESTATES		139	5	3%	144
LANDMARK HOSPITAL SOUTHWEST FLORIDA LLC		138	5	3%	143
SMILEY MEDICAL GROUP		108	35	24%	143
FG RAPID		138	5	3%	143
OAKS OF KISSIMMEE HEALTH AND REHABILITATION CENTER		140	3	2%	143
JEFFERY WEINZWEIG		2	141	99%	143
DB MD		126	16	11%	142
LabCorp L#09258090 M#09258105		74	67	48%	141
DIAGNOSTIC LABORATORY OF OKLAHOMA		115	26	18%	141
MINUTECLINIC DIAGNOSTIC OF NORTH CAROL		116	25	18%	141
TURNING POINT OF TAMPA		133	8	6%	141
PORT ST LUCIE REHABILITATION AND HEALTHCARE		98	43	30%	141
GATEWAY CARE CENTER		139	2	1%	141
UNITED CLINICAL LABORATORIES		132	9	6%	141
NOVARI CARE LLC		97	44	31%	141
RESEARCH CENTERS OF AMERICA, LLC		117	24	17%	141
CARENOW URGENT CARE - LAKE MARY			140	100%	140
ARDEN COURTS OF LELY PALMS		138	2	1%	140
Gulf Coast Healthcare (Longwood Health and Rehab		118	21	15%	139
JOHN KNOX VILLAGE OF CENTRAL FLORIDA		134	5	4%	139
GRAND OAKS HEALTH & REHABILITATION		138	1	1%	139
GRAND VILLA OF LAKELAND		132	6	4%	138
AMERICAN PATHOLOGY PARTNERS		136	2	1%	138
DOCTOR'S IN HOUSE LABORATORY		18	120	87%	138
MANOR AT BLUEWATER BAY		131	7	5%	138
COASTAL DETOX		135	3	2%	138
HIGHLANDS MEDICAL CENTER		135	3	2%	138
MANOR CARE OF PALM HARBOR		135	3	2%	138
AHEC CLINIC		8	130	94%	138
WELLOW URGENT CARE PC		136	2	1%	138
ADVENT HEALTH CENTRA CARE - DELAND		28	110	80%	138
BIODESIX, INC.		106	32	23%	138
Lakeside Nursing and Rehabilitation Center	1	112	25	18%	138
ADVENT HEALTH CENTRA CARE - CITRUS PARK		9	129	93%	138
SURFSIDE URGENT CARE		111	26	19%	137
SPRING HAVEN RETIREMENT	1	133	3	2%	137
HARBORCHASE OF VERO BEACH	1	117	19	14%	137
CLARE BRIDGE OF CAPE CORAL	1	136			137
A2Z DIAGNOSTICS		136	1	1%	137
ARIZONA DEPARTMENT OF HEALTH SERVICES		5	131	96%	136
LONGWOOD HEALTH AND REHABILITATION CENTER		124	12	9%	136
ADVENT HEALTH CENTRA CARE - ORANGE CITY	1	53	82	60%	136
VILLAGE ON THE ISLE		130	6	4%	136
LABCORP RTP		54	82	60%	136

COVID-19: testing by laboratory

Data through May 2, 2021 verified as of May 3, 2021 at 09:25 AM

Data in this report are provisional and subject to change.

The numbers in the table below represent the number of Florida and non-Florida residents for whom test results were received by the Department of Health. A person can be tested by more than one laboratory and can have both positive and negative results. **Therefore, the sum of the numbers in each column will be larger than the total number of people tested.**

Reporting lab	Inconclusive	Negative	Positive	Percent positive	Total
PACIFICA SUNRISE☐		128	8	6%	136
SONATA DELRAY BEACH		125	11	8%	136
SEVEN HILLS HEALTH AND REHABILITATION CENTER		119	16	12%	135
SONATA WEST		133	2	1%	135
OAKS OF CLEARWATER, THE		132	3	2%	135
ADVENT HEALTH - FOUR CORNERS ER		98	37	27%	135
PEDIATRIC CARE CENTER		135			135
BAY REGIONAL URGENT CARE	1	91	43	32%	135
IRL MARKET LAB ALACHUA		104	31	23%	135
SOUTH CAMPUS FACILITY INC		122	12	9%	134
ADVANCED MEDICAL CENTER		86	48	36%	134
SUNY UPSTATE OVERFLOW LABORATORY		134			134
SANDALWOOD NURSING CENTER		127	7	5%	134
STEWART MEDICAL GROUP		34	100	75%	134
SONNIS PEDIATRICS PA		118	16	12%	134
ST PETERSBURG PEDIATRICS-MLK JUNIOR BLVD		123	10	8%	133
The Crossings		131	2	2%	133
PEDIATRIC SERVICES AND BREATHING CENTER PA		104	29	22%	133
VIERA VA OPC		127	6	5%	133
VITAS HEALTHCARE		122	11	8%	133
AMERICAN HOUSE-BONITA SPRINGS☐		131	1	1%	132
MICRO PATH LABORATORIES INC		129	3	2%	132
SUMMIT MEDICAL GROUP PA		119	13	10%	132
VITAS HEALTHCARE CORPORATION OF FLORIDA		128	4	3%	132
THE REHABILITATION CENTER OF LAKE CITY		127	5	4%	132
OMNI HEALTHCARE, INC		125	7	5%	132
LAKELAND REGIONAL HEALTH LAKE MIRIAM	3	87	42	32%	132
DIATHERIX LABORATORIES		76	56	42%	132
QUALITY URGENT CARE AND WELLNESS		88	44	33%	132
CENTRACARE		18	114	86%	132
ALTERNATIVE LIVING, INC DBA TWIN CITIES PAVILION		129	3	2%	132
ROHR HOME		127	5	4%	132
SIGNATURE HEALTHCARE OF PORT CHARLOTTE		124	7	5%	131
MINUTECLINIC DIAGNOSTIC OF NORTH CARO		116	15	11%	131
FOUNTAINS OF HOPE LLC, THE		130	1	1%	131
THE WELLNESS CENTER AT LAKEWOOD RANCH		43	88	67%	131
ARBOR TERRACE SAN JOSE LLC	3	126	2	2%	131
Alhambra Health and Rehabilitation		131			131
INTEGRATED REGIONAL LABORATORIES		119	12	9%	131
PANCARE HEALTH GULF COUNTY		103	28	21%	131
KINGS BAY PEDIATRICS LLC		124	6	5%	130
MEYER PEDIATRICS		114	16	12%	130
COQUINA CENTER		125	5	4%	130
CHARLES CROFT MD	1	127	2	2%	130
MOOSEHAVEN LIFE CARE CENTER		130			130
ARDEN COURTS OF WEST PALM BEACH		125	5	4%	130
BMHSI-AEL MICROBIOLOGY LABORATORY	2	102	25	19%	129

COVID-19: testing by laboratory

Data through May 2, 2021 verified as of May 3, 2021 at 09:25 AM

Data in this report are provisional and subject to change.

The numbers in the table below represent the number of Florida and non-Florida residents for whom test results were received by the Department of Health. A person can be tested by more than one laboratory and can have both positive and negative results. **Therefore, the sum of the numbers in each column will be larger than the total number of people tested.**

Reporting lab	Inconclusive	Negative	Positive	Percent positive	Total
LIFESTREAM BEHAVIORIAL CENTER		104	25	19%	129
MORTON PLANT HOSPITAL NURSING		2	127	98%	129
SUNRISE SENIOR LIVING OF JACKSONVILLE		120	9	7%	129
KEYSTYLE LIVING LLC	1	127	1	1%	129
TGH URGENT CARE - TYRONE		3	126	98%	129
QUICK CARE MED PL CR		80	49	38%	129
TRI-COUNTY NURSING HOME		117	12	9%	129
BLOCK NATION CHASE		104	24	19%	128
PANAMA PHARMACY	3	107	18	14%	128
SOLARIS SENIOR LIVING OF MERRITT ISLAND		123	5	4%	128
GRAND VILLA OF DELAND		120	8	6%	128
SEMINOLE SPORTS AND FAMILY MEDICINE		111	16	13%	127
THE CLUB AND REHABILITATION CENTER		126	1	1%	127
THE COURTYARD ASSISTED LIVING		123	4	3%	127
IQBAL A FARUQUI MD		93	34	27%	127
HILLSBOROUGH COUNTY DEVELOPMENTAL CTR	1	117	9	7%	127
EMERALD COAST BEHAVIORAL HOSPITAL		120	7	6%	127
L&S SENIOR CARE DBA ARCADIA OAKS	4	122	1	1%	127
KINDRED HOSPITAL-BAY AREA-ST PETERSBURG LAB	1	120	6	5%	127
ORANGE PARK PEDIATRICS		116	11	9%	127
AVOW HOSPICE INC		127			127
SHOAL CREEK REHABILITATION CENTER		85	42	33%	127
GESSLER CLINIC PA		98	29	23%	127
TIFFANY HALL NURSING AND REHAB CENTER		117	9	7%	126
FLORIDA DEPARTMENT OF HEALTH IN LAKE COUNTY	1	79	46	37%	126
PRIME HEALTH OF NORTH PORT LLC		105	20	16%	125
BROOKDALE PALM COAST		125			125
VITAS HEALTHCARE CORP OF FLORIDA		124	1	1%	125
WINDERMERE MEDICAL CENTER		119	6	5%	125
HEARTLAND PHARMACY LAKE PLACID, INC		94	31	25%	125
LATE HOURS URGENT CARE		66	59	47%	125
PALMS EDGE	1	115	8	6%	124
ADVENT HEALTH CENTRA CARE - BRANDON		31	93	75%	124
ARBOR GLEN AT ARBOR TRACE	2	113	9	7%	124
FLORIDA ATLANTIC UNIVERSITY		116	8	6%	124
NORTH FL SOUTH GA HCS-MALCOM RANDALL VAMC			124	100%	124
ISLAND URGENT CARE PLLC DBA AFC URGENT CARE		123	1	1%	124
Mt Sinai Aventura			124	100%	124
MONTEFIORE MEDICAL CENTER LABORATORIES - MOSES		114	10	8%	124
CITRUS MEMORIAL HEALTH SYSTEM LAB		2	121	98%	123
HOSPICE OF MARTIN & ST LUCIE, INC		120	3	2%	123
PSL NAPLES BH OPERATIONS, LLC		123			123
PICH KTM CORP DBA MEDTOWN PHARMACY		106	17	14%	123
GENEDX		48	75	61%	123
Golfview Healthcare Center		117	6	5%	123
FHMG LAKE MARY PEDS		107	16	13%	123
THREE OAKS PHARMACY INC		110	13	11%	123

COVID-19: testing by laboratory

Data through May 2, 2021 verified as of May 3, 2021 at 09:25 AM

Data in this report are provisional and subject to change.

The numbers in the table below represent the number of Florida and non-Florida residents for whom test results were received by the Department of Health. A person can be tested by more than one laboratory and can have both positive and negative results. **Therefore, the sum of the numbers in each column will be larger than the total number of people tested.**

Reporting lab	Inconclusive	Negative	Positive	Percent positive	Total
PARKVIEW HEALTH		121	1	1%	122
WESTCHESTER MEDICAL CENTER	1	116	5	4%	122
PHYSICIANS REGIONAL CLINIC		92	30	25%	122
MINUTECLINIC DIAGNOSTIC OF RHODE ISLAND, LLC #729		118	4	3%	122
Sandy Ridge Center for Rehabilitation and Healing		100	21	17%	121
PINELLAS COUNTY JAIL			121	100%	121
URGENT CARE TCMA			121	100%	121
BROOKDALE JENSEN BEACH☐		118	3	2%	121
EC OPCO CARROLLWOOD LLC		114	7	6%	121
AESTHETIC SURGERY CENTER OF WINTER PARK, THE	3	113	5	4%	121
ADVENTHEALTH MEDICAL GROUP PRIMARY CARE		112	9	7%	121
GIBBENS FAMILY MEDICAL, LLC		101	20	17%	121
Crystal Health & Rehab Center		115	6	5%	121
ADVANCED EMURGENT CARE		28	93	77%	121
ARDEN COURTS OF SARASOTA		103	18	15%	121
FHMG- FLORIDA HOSPITAL MEDICAL GROUP		106	14	12%	120
FLAGLER COLLEGE HEALTH SERVICES		86	34	28%	120
J FRANK AVEY MD		93	27	23%	120
ARBOR TERRACE ORTEGA LLC	2	116	2	2%	120
HOBDAIR FAMILY HEALTH LLC☐		83	37	31%	120
MY CLINICAL LAB INC		17	103	86%	120
Hialeah Nursing And Rehabilitation Center		113	6	5%	119
RDX BIOSCIENCE		60	59	50%	119
MATHISON RETIREMENT COMMUNITY		114	5	4%	119
PUTNAM COUNTY SHERIFFS OFFICE		109	10	8%	119
COASTAL HEALTH AND REHAB		110	9	8%	119
UNIVERSTIY CENTER MEDICAL LLC DBA	1	112	6	5%	119
MED ONE AT SAINT AUGUSTINE		87	32	27%	119
HOSPICE OF THE EMERALD COAST INC - PANAMA CITY	2	110	7	6%	119
TUSCAN ISLE OPERATING COMPANY LLC DBA		114	4	3%	118
ISLAND DOCTORS		23	95	81%	118
PATRICK AIR FORCE BASE		7	111	94%	118
VIERA HOSPITAL			118	100%	118
SH HERON EAST LLC☐		103	15	13%	118
VILLAS OF HOLLY BROOK - BRADENTON 14TH		116	2	2%	118
UNIVERSITY HEALTH SYSTEM INC		107	11	9%	118
BROWARD HEALTH CORAL SPRINGS EPIDEMIOLOGY DEPT		1	117	99%	118
TALLAHASSEE VA OPC		109	8	7%	117
NEIGHBORHOOD MEDICAL CENTER		112	5	4%	117
BROOKDALE COLONIAL PARK	2	114	1	1%	117
MD 365 MEDICAL CARE		116	1	1%	117
DELAND WELLNESS CENTER			116	100%	116
SOUTH LAKE PEDIATRICS		99	17	15%	116
BELVEDERE COMMONS OF FORT WALTON BEACH		106	10	9%	116
BAY PINES MEDICAL ASSOCIATES		1	115	99%	116
WESTWOOD NURSING & REHAB		82	34	29%	116
CONSULATE HEALTH CARE OF SARASOTA☐	1	115			116

COVID-19: testing by laboratory

Data through May 2, 2021 verified as of May 3, 2021 at 09:25 AM

Data in this report are provisional and subject to change.

The numbers in the table below represent the number of Florida and non-Florida residents for whom test results were received by the Department of Health. A person can be tested by more than one laboratory and can have both positive and negative results. **Therefore, the sum of the numbers in each column will be larger than the total number of people tested.**

Reporting lab	Inconclusive	Negative	Positive	Percent positive	Total
LEE COUNTY SCHOOL DISTRICT	1	108	7	6%	116
TROPICANA MANUFACTURING COMPANY INC		108	7	6%	115
TREASURE COAST FORENSIC TREATMENT CTR		94	21	18%	115
SOUTH BALDWIN MEDICAL CENTER GULF SHORES		92	23	20%	115
SUNFLOWER SPRINGS ASSISTED LIVING		105	10	9%	115
THE POINTE AT CEDAR PARK		114	1	1%	115
CABANA AT JENSEN DUNES, THE		111	4	3%	115
CAREATC		30	85	74%	115
TREASURE COAST MEDICAL ASSOCIATES		4	111	97%	115
CSL PLASMA INC		11	104	90%	115
MINUTECLINIC DIAGNOSTIC OF OHIO LLC		92	22	19%	114
ELAN BUENA VISTA		97	17	15%	114
UNIVERSITY MEDICAL CENTER SUITES		100	14	12%	114
Courtyards of Orlando Care Center		102	12	11%	114
LENOX HILL HOSPITAL		105	9	8%	114
TREASURE COAST PRIMARY CARE		92	21	19%	113
BLISS HEALTHCARE SERVICES	1	87	25	22%	113
CARE CENTERS OF NASSAU, LLC - HENDRICKS RD		112	1	1%	113
G & R HEALTH MART PHARMACY		93	20	18%	113
VRL EUROFINIS - HAWAII		112			112
NORTH SHORE MEDICAL LABS	1	104	7	6%	112
ALLIED HEALTH FORT PIERCE		112			112
PALM BAY HOSPITAL			112	100%	112
CAN COMMUNITY HEALTH		110	2	2%	112
CLEVELAND CLINIC FOUNDATION		12	100	89%	112
MG PORT CHARLOTTE II SUBTENANT LLC		99	12	11%	111
DOCTORS CENTER PA,THE		95	16	14%	111
ALL MY KIDS PEDIATRICS INC		78	33	30%	111
MINUTECLINIC DIAGNOSTIC OF SOUTH CAROLINA, LLC		91	20	18%	111
HARBORCHASE OF NAPLES		97	14	13%	111
LAKE HOUSE ASSISTED LIVING		93	17	15%	110
CAREMOUNT MEDICAL - PATHOLOGY		106	4	4%	110
Riviera Health Resort		108	1	1%	109
TREASURE COAST PEDIATRICS PA		103	6	6%	109
WHITE PLAINS HOSPITAL CENTER LAB		105	4	4%	109
AU HEALTH		93	16	15%	109
EVANS HEALTH CARE		106	2	2%	108
ASHRAF MEDICAL GROUP PLLC DBA PULSE MD		105	3	3%	108
BAPTIST MEDICAL CENTER SOUTH		86	22	20%	108
EXPRESS DOCS LLC		11	97	90%	108
North Lake Care Center		107	1	1%	108
NAVY HOSPITAL			107	100%	107
MENORAH HOUSE		106	1	1%	107
Ocala Oaks Rehabilitation Center		101	6	6%	107
BAY VIEW HEALTHCARE		85	22	21%	107
ELMCROFT OF BELLA VITA		98	8	8%	106
Cross Landings Health and Rehabilitation		101	5	5%	106

COVID-19: testing by laboratory

Data through May 2, 2021 verified as of May 3, 2021 at 09:25 AM

Data in this report are provisional and subject to change.

The numbers in the table below represent the number of Florida and non-Florida residents for whom test results were received by the Department of Health. A person can be tested by more than one laboratory and can have both positive and negative results. **Therefore, the sum of the numbers in each column will be larger than the total number of people tested.**

Reporting lab	Inconclusive	Negative	Positive	Percent positive	Total
HEART OF FLORIDA REGIONAL MED CTR		35	71	67%	106
NORTH FLORIDA EVALUATION AND TREATMENT CENTER	2	99	5	5%	106
TOTAL CARE PLUS LLC			106	100%	106
TREASURE COAST URGENT & FAMILY CARE		72	34	32%	106
AFTER HOURS PEDIATRICS			106	100%	106
325TH MEDICAL GROUP		87	19	18%	106
BROOKDALE CANOPY OAKS		74	32	30%	106
ST PETERSBURG PEDIATRICS-SEMINOLE		92	13	12%	105
MEDICAL CONSULTANTS OF FLORIDA DBA	1	90	14	13%	105
MAJESTIC OAKS		102	3	3%	105
VILLAGES VA CBOC	2	97	6	6%	105
LECONTE MEDICAL CENTER LAB		86	19	18%	105
PEDIATRIC CARE CENTER- JACKSONVILLE BEACH		75	29	28%	104
GUIDEWELL EMERGENCY MEDICINE DOCTORS LLC		67	37	36%	104
PREDICTIVE LABORATORIES, INC	1	90	13	13%	104
GRAND OAKS OF JENSEN BEACH LLC		99	5	5%	104
VISTA MANOR		92	12	12%	104
ORLANDO LUTHERAN TOWERS ASSISTED LIVING		104			104
GRANDE, THE	2	98	4	4%	104
EAST RIDGE RETIREMENT VILLAGE INC		104			104
COLONY CARE CENTER		87	16	16%	103
MIAMI BEACH COMMUNITY HEALTH CENTER		2	101	98%	103
RARITAN BAY PERTH AMBOY		94	9	9%	103
NORTH CENTRAL BRONX HOSPITAL		98	5	5%	103
PORT CHARLOTTE REHABILITATION CENTER		89	14	14%	103
ST MARK ASSISTED LIVING CENTER	1	90	12	12%	103
KALEIDA HEALTH CENTER FOR LABORATORY		97	6	6%	103
SUNSHINE GARDENS		102	1	1%	103
ENCOMPASS HEALTH REHABILITATION HOSPITAL OF LARGO		100	3	3%	103
Gulfport Rehabilitation Center		99	3	3%	102
GRACE MEDICAL HOME		83	19	19%	102
WALGREENS CO		91	11	11%	102
PruittHealth Fleming Island		87	15	15%	102
HENNEPIN HEALTHCARE LABORATORY		102			102
BROOKDALE VERO BEACH SOUTH AL		101	1	1%	102
PUBLIC SQUARE PHARMACY LLC		81	21	21%	102
MACADAMS HOME HEALTH AGENCY		100	1	1%	101
CCS - BROWARD COUNTY JAIL		94	7	7%	101
ENCOMPASS HEALTH REHABILITATION HOSPITAL		100	1	1%	101
COASTAL LABORATORIES OF FLORIDA		89	12	12%	101
HAWTHORN HOUSE		87	14	14%	101
EMERALD COAST CENTER		96	4	4%	100
GLOBAL CENTRAL LABS AT PPD	2	88	10	10%	100
CENTRAL FLORIDA HEALTH CARE		47	53	53%	100
Consulate Health Care of Port Charlotte		98	2	2%	100
DOUGLAS T JACOBSON STATE VETERANS HOME		100			100
ST JOSEPHS HOSPITAL SOUTH HOSPITAL		1	99	99%	100

COVID-19: testing by laboratory

Data through May 2, 2021 verified as of May 3, 2021 at 09:25 AM

Data in this report are provisional and subject to change.

The numbers in the table below represent the number of Florida and non-Florida residents for whom test results were received by the Department of Health. A person can be tested by more than one laboratory and can have both positive and negative results. **Therefore, the sum of the numbers in each column will be larger than the total number of people tested.**

Reporting lab	Inconclusive	Negative	Positive	Percent positive	Total
LAFAYETTE NURSING AND REHABILITATION CENTER		97	2	2%	99
PANIRA HEALTHCARE CLINIC		2	97	98%	99
DEVANSH LAB WERKS INC		79	20	20%	99
CHILDRENS CLINIC		48	51	52%	99
Consulate Health Care of Jacksonville		85	14	14%	99
HUNTSVILLE HOSPITAL LABORATORY		71	28	28%	99
LPG PRIMARY CARE AT SURFSIDE		86	12	12%	98
LANDMARK, THE		48	50	51%	98
CRESTVIEW URGENT CARE	1	20	77	79%	98
VALLEY MEDICAL CENTER		91	7	7%	98
FLORIDA COMMUNITY HEALTH CENTERS INC			98	100%	98
URINEGOODHANDS LLC		96	2	2%	98
KORGENE LAB	1	28	69	70%	98
PENNSYLVANIA DEPT OF HEALTH		21	77	79%	98
PLAZA OF HALLANDALE BEACH		98			98
SEMINOLE COUNTY HEALTH DEPARTMENT		79	19	19%	98
UNIVERSITY COMMUNITY HOSPITAL		83	15	15%	98
MINNESOTA TWINS		92	5	5%	97
ARBOR TRAIL		77	20	21%	97
HURLBURT FIELD CLINIC		39	58	60%	97
PRIMECARE AT TWIN LAKES		2	95	98%	97
WINDSOR OAKS		96	1	1%	97
HEALTH CENTERS AT BRENTWOOD		96	1	1%	97
PM PEDIATRICS		84	13	13%	97
RIDGEWOOD DIAGNOSTIC LABORATORY		92	5	5%	97
SUPERIOR RESIDENCES OF LECANTO		82	15	15%	97
BAYSHORE MEMORY CARE□		96			96
WE SCREEN LLC		92	4	4%	96
LABFIRST - DEPARTMENT OF PATHOLOGY		92	4	4%	96
SMS DO PA		81	15	16%	96
MARKET STREET VIERA		95	1	1%	96
ENCOMPASS HEALTH REHABILITATION HOSPITAL OF SARASOTA		95	1	1%	96
SHERMAN-ABRAMS LABORATORY INC		89	7	7%	96
QPS, LLC		93	3	3%	96
PEDIATRIC ASSOCIATES ORLANDO		82	14	15%	96
BARRY UNIVERSITY STUDENT HEALTH SERVICES		52	43	45%	95
GOLFCREST HEALTHCARE CENTER		95			95
JOHN KNOX VILLAGE OF FLORIDA ALF	1	90	4	4%	95
THE TERRACE OF KISSIMMEE		80	15	16%	95
STONY BROOK UNIVERSITY MEDICAL CENTER		81	14	15%	95
SIGNATURE HEALTHCARE OF MIDDLEBURG		93	2	2%	95
ADVENT HEALTH CENTRA CARE - EAST ORLANDO		65	30	32%	95
CROSS CITY REHABILITATION AND HEALTH CARE CENTER		72	23	24%	95
BRIDGEVIEW CENTER LLC□		81	13	14%	94
A COUNTRY PLACE ASSISTED LIVING FACILITY		92	2	2%	94
DIAGNOSTIC SOLUTIONS		3	91	97%	94
ADVENT HEALTH CENTRA CARE - WATERMAN		79	15	16%	94

COVID-19: testing by laboratory

Data through May 2, 2021 verified as of May 3, 2021 at 09:25 AM

Data in this report are provisional and subject to change.

The numbers in the table below represent the number of Florida and non-Florida residents for whom test results were received by the Department of Health. A person can be tested by more than one laboratory and can have both positive and negative results. **Therefore, the sum of the numbers in each column will be larger than the total number of people tested.**

Reporting lab	Inconclusive	Negative	Positive	Percent positive	Total
GOOD HEARTS COVID TESTING		51	43	46%	94
CATHOLIC HEALTH SERVICES REGIONAL LAB		86	8	9%	94
Conway Lakes Health and Rehabilitation Center		93	1	1%	94
EAST ALABAMA MEDICAL CENTER LABORATORY		82	12	13%	94
ERIE COUNTY MEDICAL CTR CLINICAL LABS		90	4	4%	94
DOCTOR TODAY TLC LLC		52	41	44%	93
PRESERVE AT PALM AIRE	3	90			93
KINDRED AT HOME		84	9	10%	93
ROSECASTLE AT DELANEY CREEK		92	1	1%	93
CATHOLIC HEALTH SYSTEM DEPT LABORATORY		89	4	4%	93
ALTAMONTE PEDIATRIC ASSOCIATES		31	62	67%	93
NEW SMYRNA BEACH URGENT CARE			93	100%	93
FLORIDA PEDIATRIC GROUP		31	61	66%	92
CALADIUM PEDIATRICS		79	13	14%	92
VANDERBILT UNIVERSITY MEDICAL CENTER		83	9	10%	92
DAVITA LABORATORY		69	23	25%	92
SUWANNEE COUNTY SHERIFF OFFICE		89	3	3%	92
Baldwin Pediatrix		81	11	12%	92
LAKELAND REGIONAL HEALTH GATEWAY CENTER		65	26	29%	91
PROMEDICA SENIOR LIVING		86	5	5%	91
MAGNOLIA DIAGNOSTIC		2	89	98%	91
LAKE GIBSON VILLAGE, LLC		88	3	3%	91
AVERO DIAGNOSTICS		67	24	26%	91
HERON CLUB AT PRESTANCIA		89	2	2%	91
SUN CLINICAL LABORATORIES		90	1	1%	91
COOPER FAMILY MEDICAL PLLC		71	20	22%	91
SONORAN DESERT PATHOLOGY ASSOCIATES		3	88	97%	91
BAHIA OAKS LODGE		85	6	7%	91
DEBARY HEALTH AND REHABILITATION CENTER		88	3	3%	91
CENTURY CENTER FOR REHABILITATION & HEALING		73	18	20%	91
MD 365 MEDICAL CARE PLLC		90			90
MEDRITE URGENT CARE		76	14	16%	90
CVS NY4098030POCT NEW YORK		89	1	1%	90
MANATEE COUNTY JAIL		89	1	1%	90
PARK OF THE PALMS INC		89	1	1%	90
Winter Garden Rehab and Nursing Facility		79	11	12%	90
INFINITY BIOLOGIX LLC OAKDALE		85	5	6%	90
Lanier Rehab		64	26	29%	90
JESSIE TRICE COMMUNITY HEALTH SYSTEM, INC		73	17	19%	90
KEYS MEDICAL GROUP			90	100%	90
INSTITUTE OF PATHOLOGY KINGS COUNTY		87	3	3%	90
ST VINCENT'S BIRMINGHAM		82	7	8%	89
STUART LODGE LIVING LLC		66	23	26%	89
EVENTEST, LLC		87	2	2%	89
Winter Park Care and Rehab		88	1	1%	89
PERSONAL PEDIATRICS		78	11	12%	89
ARLINGTON OF NAPLES INC, THE		89			89

COVID-19: testing by laboratory

Data through May 2, 2021 verified as of May 3, 2021 at 09:25 AM

Data in this report are provisional and subject to change.

The numbers in the table below represent the number of Florida and non-Florida residents for whom test results were received by the Department of Health. A person can be tested by more than one laboratory and can have both positive and negative results. **Therefore, the sum of the numbers in each column will be larger than the total number of people tested.**

Reporting lab	Inconclusive	Negative	Positive	Percent positive	Total
ATRIUM AT LIBERTY PARK		85	4	4%	89
NORTH FLORIDA SPINE AND WELLNESS		69	20	22%	89
FREEDOM INN AT TARPON SPRINGS		82	7	8%	89
MAIN STREET MEDICAL CENTER OF CRESTVIEW PA		65	24	27%	89
MIAMI SHORES NURSING & REHAB		89			89
BISHOP GRADY VILLAS		86	2	2%	88
JENNIFER J CHIAVETTA-GRLSANTI DC		71	17	19%	88
GOVERNOR'S CREEK HEALTH & REHABILITATION		87	1	1%	88
BAYLOR GENETICS		75	13	15%	88
ACE BIOMEDICAL LABS LLC		74	14	16%	88
JERICOHO URGENT CARE		84	4	5%	88
EISENHOWER ARMY MEDICAL CENTER		80	7	8%	87
BEACHES PEDIATRICS PA		82	5	6%	87
NAPHCARE INC		81	6	7%	87
PACIFIC ANALYTICS			87	100%	87
BRANDON HEALTH AND REHABILITATION CENTER	1	85	1	1%	87
PLYMOUTH HOME FOR ADULTS, INC.	8	78	1	1%	87
HUNTINGTON HOSPITAL LABORATORY		84	3	3%	87
CLYDE E LASSEN STATE VETERANS NURSING HOME		62	25	29%	87
Summit Medical Group, Pa DbA Citymd		80	7	8%	87
NORTHWESTERN UNIVERSITY CORP		86	1	1%	87
CVS MINUTE CLINIC		3	84	97%	87
UNIVERSITY OF NEW MEXICO HOSPITAL		87			87
WORLD OF PEDIATRICS LLC		78	8	9%	86
MIRIMUS CLINICAL LABS	2	37	47	55%	86
DISCOVERY VILLAGE AT THE FORUM		86			86
PENSACOLA DEVELOPMENTAL CENTER		67	19	22%	86
SUNCOAST TECHNICAL COLLEGE SCHOOL OF HEALTH		86			86
MISIR DRUGS LLC		70	16	19%	86
CHAMBREL AT ISLAND LAKE		82	4	5%	86
1ST PRIORITY LAB SERVICES		71	15	17%	86
BRILLIANCE ASSISTED LIVING		69	17	20%	86
WALGREENS #12673		82	4	5%	86
ARBOR OAKS AT TYRONE	9	74	2	2%	85
PRMG - EAST NAPLES	1	73	11	13%	85
CONCENTRA - FT LAUDERDALE - COMMERCIAL BLVD		84	1	1%	85
LEVY COUNTY DEPARTMENT OF HEALTH		61	24	28%	85
MEDEXPRESS - BLOOMIN BRANDS		65	20	24%	85
WALGREENS 2941		81	4	5%	85
LAKE HOWELL FAMILY MEDICINE ASSOCIATES		70	15	18%	85
CAMPBELL URGENT CARE		15	70	82%	85
W. FRANK WELLS NURSING HOME		84	1	1%	85
MEADOWCREST FAMILY PHYSICIANS PA	1	60	24	28%	85
PINES OF SARASOTA GARDEN		84			84
LONG TERM CARE OF JAY, LLC		63	21	25%	84
LABCORP		21	63	75%	84
PEDIATRIC SERVICES OF AMERICA INC		79	5	6%	84

COVID-19: testing by laboratory

Data through May 2, 2021 verified as of May 3, 2021 at 09:25 AM

Data in this report are provisional and subject to change.

The numbers in the table below represent the number of Florida and non-Florida residents for whom test results were received by the Department of Health. A person can be tested by more than one laboratory and can have both positive and negative results. **Therefore, the sum of the numbers in each column will be larger than the total number of people tested.**

Reporting lab	Inconclusive	Negative	Positive	Percent positive	Total
AR ANESTHESIA LLC		82	2	2%	84
AESTHETIC ENHANCEMENTS		84			84
NITE LITE PEDIATRICS – JACKSONVILLE		76	8	10%	84
DELCARE PA		66	17	20%	83
ROYAL CARE OF AVON PARK		80	3	4%	83
PANCARE HEALTH - FREEPORT CLINIC SUITE B		74	9	11%	83
LABCORP EMPLOYER SERVICES		82	1	1%	83
CANOPY ON BERRYHILL, THE		51	32	39%	83
MID FLORIDA PRIMARY CARE PA		69	14	17%	83
MEDICAL PAVILION CLINIC		65	18	22%	83
ST VINCENTS PRIMARY CARE		75	8	10%	83
BROWARD HEALTH MEDICAL CENTER CLINICAL LAB			82	100%	82
HOLMES COUNTY HEALTH DEPARTMENT	1	68	13	16%	82
SIMEDHEALTH LLC		69	13	16%	82
Lexington Health and Rehabilitation Center		82			82
THE PAVILION FOR HEALTH CARE		72	10	12%	82
EMERGENCY PHYSICIANS MEDICAL CENTER LLC		58	23	28%	81
LAB PLUS, LLC AT SAINT THOMAS WEST HOSPITAL		67	14	17%	81
BIO-TECH CLINICAL LABORATORIES		41	40	49%	81
DAVENPORT PEDIATRICS CLERMONT PA		73	8	10%	81
LAB		29	52	64%	81
CENTRAL FLORIDA PEDIATRICS		38	43	53%	81
SANTA BARBARA CARE CENTER		59	22	27%	81
ECOLAB GROUP		45	36	44%	81
WEST VOLUSIA FAMILY AND SPORTS MEDICINE		75	6	7%	81
BALMORAL TENANT SERVICES INC	1	43	36	45%	80
CBS LABS OF TAMPA LLC		3	76	96%	79
BREVARD HEALTH ALLIANCE INC		76	3	4%	79
LAKE CITY VA MEDICAL CENTER			79	100%	79
THE TRADITION OF THE PALM BEACHES		76	3	4%	79
MICHAEL AKPEKE MD		70	9	11%	79
VETERANS AFFAIRS MEDICAL CENTER - PALO ALTO		28	51	65%	79
TAMPA BAY CONCIERGE DOCTOR, LLC		76	3	4%	79
GRAND ST PAUL CVS		77	2	3%	79
EDGEWATER AT WATERMAN VILLAGE		78	1	1%	79
SIMED LABORATORY		63	16	20%	79
NORTH SHORE UNIVERSITY HOSPITAL LABORATORY		72	7	9%	79
CENTRAL BALDWIN IMMEDIATE CARE & FAMILY PRACTICE		61	18	23%	79
BOND CLINIC PA		46	33	42%	79
STUART REHABILITATION AND HEALTHCARE		62	16	21%	78
JOHN D ARCHBOLD MEMORIAL HOSPITAL		75	3	4%	78
DOH-WEST PALM BEACH BRANCH LABORATORY		3	75	96%	78
LAKE SHERIFF		59	19	24%	78
GEORGE E WEEMS MEMORIAL HOSPITAL LAB		65	13	17%	78
LAKE MORTON PLAZA☐		75	3	4%	78
NEW MEXICO STATE PUBLIC HEALTH DIVISION		78			78
BAYCARE MEDICAL GROUP		71	7	9%	78

COVID-19: testing by laboratory

Data through May 2, 2021 verified as of May 3, 2021 at 09:25 AM

Data in this report are provisional and subject to change.

The numbers in the table below represent the number of Florida and non-Florida residents for whom test results were received by the Department of Health. A person can be tested by more than one laboratory and can have both positive and negative results. **Therefore, the sum of the numbers in each column will be larger than the total number of people tested.**

Reporting lab	Inconclusive	Negative	Positive	Percent positive	Total
PRODUCTION HEALTH SAFETY MANAGEMENT		76	2	3%	78
STONY BROOK SOUTHAMPTON		75	2	3%	77
WALGREENS 9627		71	6	8%	77
ADVENT HEALTH - CENTRAL PASCO ER		68	9	12%	77
HEALTH FIRST - PALM BAY HOSPITAL		2	75	97%	77
PANCARE HEALTH - MALONE CLINIC		70	7	9%	77
BENTLEY CARE CENTER		77			77
NOMI HEALTH LAB SERVICES LLC		8	69	90%	77
MULBERRY CARE CENTER		67	10	13%	77
ROCKLEDGE REGIONAL MEDICAL CENTER		36	41	53%	77
BOND CLINIC DR ELDEEB		38	39	51%	77
JACOBI MEDICAL CENTER		72	5	6%	77
ORANGE CITY NURSING AND REHAB		75	2	3%	77
BENTLEY VILLAGE II		67	10	13%	77
PALM RIVER COMMUNITY HEALTH CENTER		68	9	12%	77
THE GOOD SHEPARDS OF DELAND-WEST		76	1	1%	77
ASSOCIATED CLINICAL LABORATORIES		68	8	11%	76
WINDSOR REFLECTIONS		75	1	1%	76
CLINICAL PATHOLOGY ASSOCIATES-SONIC REFERENCE LAB		76			76
BARNETT PARK☐		2	74	97%	76
SUNCOAST OPTIMAL WELLNESS		23	53	70%	76
S-H THIRTY-FIVE OPCO- PORT ST LUCIE, LLC	1	75			76
DYNAMIC MEDICAL USA			76	100%	76
BioReference Laboratories, Inc		9	67	88%	76
PROMEDICA LABORATORIES		21	55	72%	76
MOBILE PHYSICIAN SERVICES INC		68	8	11%	76
ARTHREX MEDICAL CENTER		44	31	41%	75
WATERCREST ST LUCIE WEST	1	69	5	7%	75
OCOEE PEDIATRICS		67	8	11%	75
FLORIDA MEDICAL CLINIC PA		51	24	32%	75
ALL CARE URGENT CARE			75	100%	75
FLORIDA MEDICAL CLINIC - MULTI SPECIALTY CAMPUS		38	37	49%	75
BROWARD HEALTH MEDICAL CENTER		3	72	96%	75
ADVENTHEALTH EXPRESSCARE		45	30	40%	75
ORTHOPAEDIC SURGERY CENTER		75			75
ELLKAY HEALTHCARE DATA PLUMBERS	52	19	4	5%	75
OAK MANOR NURSING HOME		70	4	5%	74
LUTHERAN HAVEN ASSISTED LIVING		74			74
SOS MOBILE MEDICAL CARE LLC		62	12	16%	74
NORTH FLORIDA PEDIATRICS		57	17	23%	74
NOAH CLINICAL LABORATORY		63	11	15%	74
SCOTT LAKE HEALTH AND REHABILITATION CENTER		71	3	4%	74
BROOKDALE OVIEDO		72	2	3%	74
HARMONY CLINIC		1	73	99%	74
REHAB AND HEALTHCARE CENTER OF CAPE CORAL		74			74
EC OPCO PENSACOLA, LLC		73	1	1%	74
GV NAPLES OPCO, LLC		73	1	1%	74

COVID-19: testing by laboratory

Data through May 2, 2021 verified as of May 3, 2021 at 09:25 AM

Data in this report are provisional and subject to change.

The numbers in the table below represent the number of Florida and non-Florida residents for whom test results were received by the Department of Health. A person can be tested by more than one laboratory and can have both positive and negative results. **Therefore, the sum of the numbers in each column will be larger than the total number of people tested.**

Reporting lab	Inconclusive	Negative	Positive	Percent positive	Total
MD LABS		46	27	37%	73
AHMG SURGICAL SPECIALIST		73			73
TITUSVILLE FAMILY PRACTICE		17	56	77%	73
TOWERS HOME CARE☐		69	4	5%	73
EVIVIA		70	3	4%	73
MED EXPRESS		6	67	92%	73
ATLAN		64	9	12%	73
CONSULATE HEALTH CARE - LAKE MARY		72	1	1%	73
DISCOVERY VILLAGE AT PALM BEACH GARDENS		71	2	3%	73
MINUTECLINIC DIAGNOSTIC OF NEW JERSEY		65	8	11%	73
ROSECASTLE OF JACKSONVILLE LLC		72	1	1%	73
THOMAS INTERNAL MEDICINE		61	12	16%	73
CRAIG BERGER MD PL D/B/A BAY AREA EYE INSTITUTE		72			72
MICHAEL A VENAZIO MD		68	4	6%	72
MINUTECLINIC DIAGNOSTIC OF KANSAS, PA		63	9	13%	72
HEARTLAND PEDIATRIC ASSOCIATES		61	11	15%	72
HAVEN OF OUR LADY OF PEACE		72			72
ADVENT HEALTH - LAKE MARY		61	10	14%	71
ORLANDO CLINICAL RESEARCH CENTER		68	3	4%	71
URGENT CARE USA LLC		2	69	97%	71
STERLING HOUSE OF TALLAHASSEE	3	62	6	8%	71
ADVANCED LAB		67	4	6%	71
LEE MEMORIAL HEALTH SYSTEM D/B/A LEE COMMUNITY		65	6	8%	71
AMMON LABS		61	10	14%	71
INN AT ASTON GARDENS AT PELICAN POINTE,THE		67	4	6%	71
LEE COMMUNITY HEALTHCARE - LEHIGH		60	11	15%	71
NORTH FLORIDA PHARMACY		63	8	11%	71
Salerno Bay Health & Rehabilitation Center		61	10	14%	71
CL BRUMBACK PRIMARY CARE CLINICS		17	54	76%	71
INDIGO MANOR☐		22	49	69%	71
Highlands Regional Hospital		63	7	10%	70
SUNCOAST COMMUNITY HEALTH CENTERS PEDIATRICS		21	49	70%	70
FAST PACE MEDICAL CLINIC, PLLC		59	11	16%	70
ISLAND COAST PEDIATRICS		62	8	11%	70
DEVELOPMENTAL DISABILITIES DEFENDANT PROGRAM		68	2	3%	70
LPG PRIMARY CARE AT PINE ISLAND		57	13	19%	70
ADVENTHEALTH MEDICAL GROUP MULTISPECIALTY			70	100%	70
PREMIUM HEALTH SERVICES OF TAMPA BAY LLC		40	30	43%	70
SUMMIT AT VENICE	2	63	5	7%	70
SUMTER PEDIATRICS		65	5	7%	70
CP/AIG PENSACOLA DEVELOPMENT LLC		67	3	4%	70
USF HEALTH MORSANI CENTER		5	65	93%	70
KESHAV RX LLC		57	13	19%	70
LINCOLN MEDICAL AND MENTAL HEALTH CENTER		66	3	4%	69
NORTH FLORIDA PEDIATRICS - JACKSONVILLE		63	6	9%	69
PANCARE HEALTH - JACKSON COUNTY		57	12	17%	69
MEMORIAL MANOR		69			69

COVID-19: testing by laboratory

Data through May 2, 2021 verified as of May 3, 2021 at 09:25 AM

Data in this report are provisional and subject to change.

The numbers in the table below represent the number of Florida and non-Florida residents for whom test results were received by the Department of Health. A person can be tested by more than one laboratory and can have both positive and negative results. **Therefore, the sum of the numbers in each column will be larger than the total number of people tested.**

Reporting lab	Inconclusive	Negative	Positive	Percent positive	Total
HERITAGE HEALTHCARE AND REHABILITATION CENTER		69			69
SAN JOSE SENIOR CARE LLC	1	43	25	36%	69
PARKSIDE INN	3	64	2	3%	69
PLANTATION GENERAL HOSPITAL CLINICAL LAB		26	43	62%	69
WILSON MEMORIAL REGIONAL MEDICAL CENTER		65	4	6%	69
Stratford Court of Palm Harbor		59	10	14%	69
BIG BOCA SMILES LLC		66	2	3%	68
ERIC C MRSHAL, MD, PC #1842		65	3	4%	68
SAFARI PEDIATRICS PA		66	2	3%	68
CLEARWATER PAIN MANAGEMENT ASSOCIATES		66	2	3%	68
GENPATH			68	100%	68
CAMP BOGGY CREEK		67	1	1%	68
AEL- MEMPHIS		17	51	75%	68
ST JOSEPHS CHILDRENS OUTREACH		1	66	99%	67
SOMERBY OF SANTA ROSA BEACH		58	9	13%	67
SAMFORD UNIVERSITY HEALTH SERVICES		66	1	1%	67
EAST HILL PHARMACY		48	19	28%	67
INTERNAL MEDICINE ASSOCIATES PA		62	5	7%	67
BOND AND STEELE CLINIC, PA		53	14	21%	67
FLORIDA HEALTH CARE		8	59	88%	67
Grand Villa of Clearwater		61	6	9%	67
MEASE MANOR INC		63	4	6%	67
NEMOURS CHILDRENS PRIMARY CARE OVIEDO		51	15	23%	66
AMERICAN FAMILY MEDICAL		53	13	20%	66
ADVENT HEALTH CENTRA CARE - WINTER GARDEN		20	46	70%	66
PALM BAY URGENT CARE		28	38	58%	66
FAMILY HEALTH CENTER		46	20	30%	66
OKEECHOBEE URGENT CARE		17	49	74%	66
VETERANS AFFAIRS MEDICAL CENTER - GULF COAST		27	39	59%	66
ADVENT HEALTH - PALM COAST		2	64	97%	66
MEDEX MEDICAL EXPRESS OF PALATKA			66	100%	66
MINUTECLINIC DIAGNOSTIC OF SOUTH CAROL		61	5	8%	66
CITY OF OCALA EMPLOYEE HEALTH AND WELLNESS CENTER		59	7	11%	66
DOT DOC SARASOTA		59	6	9%	65
SUMMER VISTA ASSISTED LIVING		38	27	42%	65
CORAL GABLES HOSPITAL			65	100%	65
ERDOX		60	5	8%	65
ST FRANCIS HOSPITAL		57	8	12%	65
Rehabilitation Center of the Palm Beaches		65			65
OUT OF STATE		40	25	38%	65
APC PEDIATRICS AT RYE ROAD MEDICAL PARK		63	2	3%	65
BROOKDALE CENTRE POINTE	1	64			65
NORTH FLORIDA MEDICAL CENTER		59	6	9%	65
NXGEN MDX		20	45	69%	65
ORLANDO COVID TEST , LLC		57	8	12%	65
HORIZON ALF		64	1	2%	65
MINUTECLINIC DIAGNOSTIC OF HAWAII LLC		58	7	11%	65

COVID-19: testing by laboratory

Data through May 2, 2021 verified as of May 3, 2021 at 09:25 AM

Data in this report are provisional and subject to change.

The numbers in the table below represent the number of Florida and non-Florida residents for whom test results were received by the Department of Health. A person can be tested by more than one laboratory and can have both positive and negative results. **Therefore, the sum of the numbers in each column will be larger than the total number of people tested.**

Reporting lab	Inconclusive	Negative	Positive	Percent positive	Total
TROY REGIONAL MEDICAL CENTER		54	11	17%	65
WADSWORTH HEALTH CENTER		62	3	5%	65
HERNANDO COUNTY FIRE RESCUE DISTRICT		31	34	52%	65
EAST CENTRAL FLORIDA OUTPATIENT IMAGING		44	21	32%	65
GOLDEN POND COMMUNITIES		65			65
LAKE CO EMPLOYEE HEALTH AND WELLNESS CENTER		57	8	12%	65
LPG CONVENIENT CARE AT PINE ISLAND ROAD		58	6	9%	64
TRINITY AL SENIOR HOUSING LLC		45	19	30%	64
Bon Secours Maria Manor		58	6	9%	64
SILVER LAKE PEDIATRICS PA		57	7	11%	64
VIERA HEALTH AND REHABILITATION CENTER		62	2	3%	64
JOSEPH L MORSE GERIATRIC CENTER	2	59	3	5%	64
BRADFORD COUNTY HEALTH DEPARTMENT		63	1	2%	64
GREENLEAF ALF		63	1	2%	64
FLORIDA HEALTH CARE DELAND			64	100%	64
NICEVILLE URGENT CARE		17	47	73%	64
MEDLOGIC LABORATORIES		3	60	95%	63
MEDI CLINIC SARASOTA INC		62	1	2%	63
BURRY'S PHARMACY INC		38	25	40%	63
CINNAMON COVE ALF		62	1	2%	63
DAVID POSNACK JEWISH DAY SCHOOL		63			63
BEEHIVE HOMES OF GULF BREEZE		47	16	25%	63
BIOREFERENCE LABORATORIES INC		11	52	83%	63
BIG BEND CARES, INC		55	8	13%	63
Palms at Ponte Vedra Assisted Living and Memory Care		60	3	5%	63
TRINITY URGENT CARE		48	14	23%	62
LAKELAND REGIONAL HEALTH		38	24	39%	62
MENTAL HEALTH CARE INC		53	9	15%	62
EVAN R SHAPIRO MD PA		62			62
TBI RESIDENTIAL SERVICES, INC.		51	11	18%	62
OVERLOOK HOSPITAL LABORATORY		57	5	8%	62
ST CLOUD PHYSICIAN MANAGEMENT LLC DBA ST CLOUD		28	34	55%	62
MINUTECLINIC, LLC		55	7	11%	62
CARE CENTERS OF NASSAU LLC MINER ROAD SOUTH		62			62
DEPT OF VA MED CENTE-WEST PALM BEACH			62	100%	62
EMERALD COAST HOSPICE		61	1	2%	62
ADVENT HEALTH - MOUNT DORA		10	51	84%	61
CALHOUN COUNTY HEALTH DEPT		32	29	48%	61
TGH URGENT CARE POWERED BY FAST TRACK			61	100%	61
Arbor Springs Health and Rehab		61			61
SUNSHINE PEDIATRICS		60	1	2%	61
WASHINGTON REHABILITATION AND NURSING CENTER		51	10	16%	61
INTERNAL MEDICINE SPECIALIST		55	6	10%	61
RITECARE MED CTR H			61	100%	61
SIDDH INC DBA SAN CARLOS PHARMACY		57	4	7%	61
MICHIGAN DEPARTMENT OF HEALTH AND HUMAN SERVICES	1		60	98%	61
CORNERSTONE PEDIATRICS		49	12	20%	61

COVID-19: testing by laboratory

Data through May 2, 2021 verified as of May 3, 2021 at 09:25 AM

Data in this report are provisional and subject to change.

The numbers in the table below represent the number of Florida and non-Florida residents for whom test results were received by the Department of Health. A person can be tested by more than one laboratory and can have both positive and negative results. **Therefore, the sum of the numbers in each column will be larger than the total number of people tested.**

Reporting lab	Inconclusive	Negative	Positive	Percent positive	Total
CDR MAGUIRE INC	1	7	53	87%	61
BOCA BIOLISTICS LLC		46	14	23%	60
ADVENTHEALTH MEDICAL GROUP FAMILY MEDICINE		55	5	8%	60
PATIENTS CHOICE LAB OF IND, LLC		52	8	13%	60
81ST MEDICAL GROUP		28	32	53%	60
TWIN CREEKS ASSISTED LIVING & MEMORY CARE		57	3	5%	60
GRAND VILLA OF ALTAMONTE SPRINGS		53	7	12%	60
SOUTHSIDE HOSPITAL NORTHWELL HEALTH LABORATORY		51	9	15%	60
THE PRESERVE AT CLEARWATER		58	2	3%	60
INTERNAL LAB		50	10	17%	60
MARQUIS LABS, LLC		58	2	3%	60
CHILDREN'S HOSPITAL OF ALABAMA		59	1	2%	60
WAVE CREST HEALTH AND REHABILITATION CENTER		57	3	5%	60
GRAND AVENUE RX			60	100%	60
PREMISE HEALTH MIA		22	38	63%	60
MAUREEN OROURKE-FUTEY			60	100%	60
STEINHATCHEE FAMILY MEDICAL CENTER	1	50	8	14%	59
SONATA BOCA RATON		54	5	8%	59
FERN PARK DEVELOPMENTAL CENTER		5	54	92%	59
Heritage Park Care and Rehabilitation		59			59
PIERCE INSTRUMENTS INC		57	2	3%	59
VALENCIA HOUSE ALF		57	2	3%	59
LPG PULMONOLOGY-COCONUT POINT		50	9	15%	59
KEY WEST MEDICAL CENTER	1	51	7	12%	59
TANVIR H SHAGAR NP		52	7	12%	59
UHEALTH AT FISHER ISLAND			59	100%	59
TUKA PEDIATRICS		7	52	88%	59
CARDIOLOGY AND MEDICINE ASSOCIATES		43	16	27%	59
S-H THIRTY FIVE OPCO - ORANGE CITY, LLC		49	10	17%	59
GRAND VILLA OF DEL RAY WEST		55	4	7%	59
BAYOU GARDENS DUNEDIN LLC		59			59
BIOTECH		52	7	12%	59
MILLENIUM PHYSICIANS GROUP		1	58	98%	59
Margate Health and Rehabilitation Center		56	2	3%	58
WALGREENS #05625		53	5	9%	58
COOPER FAMILY MEDICAL, PLLC		48	10	17%	58
LONG ISLAND JEWISH MED CTR		52	6	10%	58
PERSONAL PEDIATRICS PA		54	4	7%	58
LAKE INTERNAL MEDICINE ASSOCIATES PA		51	7	12%	58
PALM BAY PEDIATRICS		38	20	34%	58
SARATOGA HOSPITAL LABORATORY		52	6	10%	58
LINCOLN DIAGNOSTIC LAB		56	2	3%	58
BUECHELE DENTAL PA DBA CLERMONT FAMILY DENTISTRY		48	10	17%	58
HEALTHPARK MEDICAL CTR NURSING SVC		58			58
ALEXANDER NININGER STATE VETERANS		58			58
CAREATC INC BRANDON	14	40	4	7%	58
KINDRED HOSPITAL CENTRAL TAMPA BLOOD GAS	1	52	5	9%	58

COVID-19: testing by laboratory

Data through May 2, 2021 verified as of May 3, 2021 at 09:25 AM

Data in this report are provisional and subject to change.

The numbers in the table below represent the number of Florida and non-Florida residents for whom test results were received by the Department of Health. A person can be tested by more than one laboratory and can have both positive and negative results. **Therefore, the sum of the numbers in each column will be larger than the total number of people tested.**

Reporting lab	Inconclusive	Negative	Positive	Percent positive	Total
CITYMD OF MANAHAWKIN		55	2	4%	57
ASCENSION SACRED HEART BAY LABORATORY		54	3	5%	57
ALZHEIMERS CARE CENTER OF VIERA LTD		37	20	35%	57
ALL AMERICAN URGENT CARE			57	100%	57
VIP WALK IN CLINIC		34	23	40%	57
KAPG FLEMING ISLAND SENIOR HOUSING OPCO LLC	1	56			57
FINLAY CLINICAL LABORATORY		20	37	65%	57
GENESIS DERMATOLOGY		53	4	7%	57
MALCOM RANDALL DEPT OF VAMC			57	100%	57
THE CANOPY AT BERRYHILL		57			57
TRADITIONAL HOME HEALTH OF PALM BEACH INC		55	2	4%	57
TIFFANY HALL NURSING AND REHAB		44	12	21%	56
HOLY NAME HOSPITAL LABORATORY		54	2	4%	56
VPA PC LAB		48	8	14%	56
GROWING TOGETHER PEDIATRICS, LLC		50	6	11%	56
BLUE SPRINGS SURGERY CENTER		56			56
PATHOLOGY CONSULTANTS OF NEW MEXICO		56			56
SPRING MANOR ASSISTED LIVING		56			56
CENTRA CARE – LAKE NONA		6	50	89%	56
EAGLES WATCH CLUSTER		47	9	16%	56
LAKE BUTLER HOSPITAL		51	5	9%	56
OPTUMCARE SOUTH FLORIDA, LLC		47	9	16%	56
ATRIA PARK OF LAKE FOREST (WG HERITAGE LF LLC)		54	2	4%	56
HIALEAH HOSPITAL RESPIRATORY DEPT			56	100%	56
PENNSYLVANIA DEPARTMENT OF HEALTH BUREAU OF LABORATORIES			55	100%	55
LONG ISLAND UNIVERSITY - POST CAMPUS		50	5	9%	55
NITE LITE PEDIATRICS - PORT ST. LUCIE		46	9	16%	55
GENTIVA HEALTH SERVICES CERTIFIED INC		52	3	5%	55
CAPE REGIONAL MEDICAL CENTER		52	3	5%	55
LIGHTHOUSE PEDIATRICS OF NAPLES		49	6	11%	55
WEST ISLIP URGENT CARE		50	5	9%	55
ENCOMPASS HEALTH REHABILITATION OF ALTAMONTE		50	5	9%	55
KENDALL REGIONAL MEDICAL CENTER LAB	3		52	95%	55
SUNSHINE PEDIATRICS OF CENTRAL FLORIDA PL		52	3	5%	55
Jupiter Medical Center Pavilion		54	1	2%	55
NEW YORK PRESBYTERIAN - QUEENS DIAGNOSTIC		51	4	7%	55
SONATA HUNTERS CREEK		47	8	15%	55
PREMIER MEDICAL ASSOCIATES ALL FLORIDA LLC		54	1	2%	55
AIR, LAND & SEA PHYSICALS & CONSULTATIONS, LLC		54	1	2%	55
MIAMI CLINICAL RESEARCH CORP		12	42	78%	54
FUTURE PEDIATRICS		51	3	6%	54
CERTUS MTD OPCP LLC		52	2	4%	54
ADVENT HEALTH EXPRESS CARE		6	48	89%	54
TGH URGENT CARE - RIVERVIEW			54	100%	54
CLERMONT HEALTH AND REHAB		40	14	26%	54
APOLLOMDX LABS		32	22	41%	54
ST. CLOUD MEDICAL GROUP		54			54

COVID-19: testing by laboratory

Data through May 2, 2021 verified as of May 3, 2021 at 09:25 AM

Data in this report are provisional and subject to change.

The numbers in the table below represent the number of Florida and non-Florida residents for whom test results were received by the Department of Health. A person can be tested by more than one laboratory and can have both positive and negative results. **Therefore, the sum of the numbers in each column will be larger than the total number of people tested.**

Reporting lab	Inconclusive	Negative	Positive	Percent positive	Total
CAMBRIDGE SECURITY SERVICES		51	3	6%	54
FAMILY EXTENDED CARE OF PUNTA GORDA		54			54
JUNIPER VILLAGE AT NAPLES		53	1	2%	54
UNITED LABORATORY SERVICES CORPORATION		38	16	30%	54
SARASOTA CO. HEALTH DEPT # 58		40	14	26%	54
DHMD		54			54
MINUTECLINIC DIAGNOSTIC MEDICAL GROUP		49	4	8%	53
Osprey Point Nursing Center		51	2	4%	53
ROCHESTER GENERAL HOSPITAL LABORATORY		49	4	8%	53
ST ANTHONYS PRIMARY CARE LLC/JACKSON STREET			53	100%	53
ALLIANCE COMMUNITY FOR RETIREMENT LIVING		53			53
MISSION OAKS ASSISTED LIVING		51	2	4%	53
LITTLE NECK URGENT CARE		51	2	4%	53
BITTINGS APOTHECARY INC		47	6	11%	53
HOME CARE PHARMACY		53			53
UNIVERSITY OF WEST FLORIDA, THE		52	1	2%	53
ADVANCE URGENT CARE CENTER, LLC		11	42	79%	53
CARE 4 U MANAGEMENT, INC			53	100%	53
GILBERT MEDICAL GROUP		47	6	11%	53
BARNES HEALTHCARE OF FLORIDA LLC		49	4	8%	53
THE MEDICAL GROUP OF SOUTH FLORIDA INC		47	6	11%	53
SOMERSET			53	100%	53
ORCHID COVE AT DAYTONA		45	8	15%	53
QUOTIENT SCIENCES LABS LLC			53	100%	53
JFK MEDICAL CENTER NORTH LAB		1	52	98%	53
MINUTECLINIC DIAGNOSTIC OF NORTH CAROLINA		50	2	4%	52
BASSETTI MEDICAL RESEARCH INC		35	17	33%	52
CONCENTRA URGENT CARE		48	4	8%	52
LEE PHYSICIAN GROUP COLLEGE POINT		51	1	2%	52
ADVENT HEALTH		49	3	6%	52
LMH SKILLED NURSING UNIT		52			52
WALGREEN		38	14	27%	52
ADVENT HEALTH - LAKE WALES		40	12	23%	52
Citymd Of Toms River		45	7	13%	52
SNH BRFL TENANT LLC	2	50			52
PROFESSIONAL PEDIATRICS		50	2	4%	52
PHILLIPPE RIDGE		40	12	23%	52
GULFVIEW MEDICAL INSTITUTE		51			51
LPG PEDIATRICS AT PAGE FIELD		50	1	2%	51
IMA MEDICAL CENTER		34	17	33%	51
AMELIA ASSISTED LIVING FACILITY		51			51
FELICIDAD MEDICAL CENTER		5	46	90%	51
SOUTHEAST ALABAMA MEDICAL CENTER			51	100%	51
WELLMED AT NEW TAMPA		39	12	24%	51
QHC UPSTATE MEDICAL PC		42	9	18%	51
SOUTH CAROLINA DEPT OF HEALTH AND ENVIRONMENT CONTROL		11	40	78%	51
SEWALLS POINT PHARMACY INC		43	8	16%	51

COVID-19: testing by laboratory

Data through May 2, 2021 verified as of May 3, 2021 at 09:25 AM

Data in this report are provisional and subject to change.

The numbers in the table below represent the number of Florida and non-Florida residents for whom test results were received by the Department of Health. A person can be tested by more than one laboratory and can have both positive and negative results. **Therefore, the sum of the numbers in each column will be larger than the total number of people tested.**

Reporting lab	Inconclusive	Negative	Positive	Percent positive	Total
NIGHT LITE PEDIATRICS CENTER LLC		10	41	80%	51
MARIANNA HEALTH AND REHABILITATION CENTER		50	1	2%	51
INN AT THE FOUNTAINS, THE		34	17	33%	51
SOUTH FLORIDA BAPTIST HOSPITAL			51	100%	51
PATRICK MANOR INCORPORATED		51			51
NORTH CAROLINA DEPARTMENT OF HEALTH & HUMAN SERVICES	1		50	98%	51
EMPLOYEE WELLNESS PA		34	17	33%	51
WALGREENS #10373		49	2	4%	51
AVANTE ST CLOUD		48	3	6%	51
REOPEN DIAGNOSTICS			51	100%	51
MILLENIA ADVANCED SCIENTIFIC LLC			50	100%	50
HIGHLANDS COUNTY FIRE RESCUE		50			50
CARE ATC - ANDES			50	100%	50
GRAMERCY PARK URGENT CARE		48	2	4%	50
ARCPPOINT LABS OF WEST PALM BEACH		9	41	82%	50
PORT ST. LUCIE - ZAXBY'S		50			50
IMMEDIATE CARE PA		46	4	8%	50
BAY STREET PHARMACY☐		45	5	10%	50
HEALTH FIRST - CAPE CANAVERAL HOSPITAL		1	49	98%	50
COURTYARD GARDENS OF BOYNTON BEACH, LLC		47	3	6%	50
BETHUNE-COOKMAN UNIVERSITY		32	18	36%	50
SUNSHINE ASSISTED LIVING		50			50
RAINBOW PEDIATRICS PC LLC / BREAKFAST POINT		39	11	22%	50
POPLAR HEALTHCARE PLLC	1	11	38	76%	50
NORTHSIDE HOSPITAL EMERGENCY DEPT		46	4	8%	50
HILA BECKERMAN MD LLC	1	45	4	8%	50
WELLSTAR KENNESTONE HOSPITAL		45	5	10%	50
BENTON HOUSE OF PORT ORANGE		44	6	12%	50
LEE MEMORIAL HEALTH SYSTEM		45	5	10%	50
PRACTICE MANAGEMENT OF AMERICA, INC.		7	43	86%	50
DOH		23	26	53%	49
ADVENTHEALTH MEDICAL GROUP FAMILY & INTERNAL		23	26	53%	49
ALWAYS BEST CARE SENIOR SERVICES		44	5	10%	49
PREMIER COMMUNITY HEALTHCARE GROUP INC		46	3	6%	49
ROADS PEDIATRICS,LLC		46	3	6%	49
CDR MAGUIRE - MIAMI BEACH CC MISSION 17388		2	47	96%	49
ADVENTIST HEALTH SYSTEM FLORIDA		34	15	31%	49
USF		1	48	98%	49
PINES NURSING HOME		47	2	4%	49
RESIDENTIAL PLAZA AT BLUE LAGOON INC		45	4	8%	49
THE PALMS PHARMACY, INC		46	3	6%	49
SOLARIS SENIOR LIVING NORTH NAPLES		48	1	2%	49
Guardian Care Nursing and Rehabilitation Center		49			49
PANCARE HEALTH - BAY COUNTY - YOUNGSTOWN		44	5	10%	49
EXPRESS CARE OF TAMPA BAY LLC		13	36	73%	49
MADISON COUNTY MEMORIAL HOSPITAL LABORATORY		15	34	69%	49
NORTHBROOK CENTER FOR☐		47	2	4%	49

COVID-19: testing by laboratory

Data through May 2, 2021 verified as of May 3, 2021 at 09:25 AM

Data in this report are provisional and subject to change.

The numbers in the table below represent the number of Florida and non-Florida residents for whom test results were received by the Department of Health. A person can be tested by more than one laboratory and can have both positive and negative results. **Therefore, the sum of the numbers in each column will be larger than the total number of people tested.**

Reporting lab	Inconclusive	Negative	Positive	Percent positive	Total
S-H THIRTY FIVE OPCO - LUTZ, LLC		48	1	2%	49
FHMG_CTR FOR SENIOR HEALTH		44	5	10%	49
SOFT CELL LABORATORIES		45	4	8%	49
ALLEGRO		47	2	4%	49
SOMA MEDICAL CENTER PA #3		10	38	79%	48
URGENT CARE & WELLNESS CENTER		15	33	69%	48
HERNANDO ENDOSCOPY AND SURGERY CENTER		37	11	23%	48
CAREMED INTERNAL MEDICINE		30	18	38%	48
MEASE CONTINUING CARE		46	2	4%	48
Casa Mora Rehabilitation & Extended Care		46	2	4%	48
CVS MINUTE CLINIC DIAGNOSTIC OF NORTH CAROL		42	6	13%	48
BAPTIST URGENT CARE		44	4	8%	48
NAPLES PEDIATRICS INC		43	5	10%	48
SEWANEE MOLECULAR DIAGNOSTICS LABORATO		48			48
COURTYARD GARDENS OF JUPITER		48			48
THE TERRACE OF JACKSONVILLE		3	45	94%	48
ISLAND URGENT CARE PLLC		44	4	8%	48
MORTON PLANT			48	100%	48
PREMIER MEDICAL ASSOCIATES		46	2	4%	48
BAY CENTER HURRICANE SHELTER		48			48
LYSTER ACH FT RUCKER AL		45	3	6%	48
ORLANDO HEALTH PRIMARY CARE PEDIATRICS		44	4	8%	48
INTERCOASTAL MEDICAL GROUP		2	46	96%	48
GRAND OAKS OF PALM CITY LLC	1	41	6	13%	48
CITY OF CAPE CORAL		37	11	23%	48
ALLIANCE OF PHYSICIANS AGAINST COVID-19		1	46	98%	47
GREENSBORO PATHOLOGY LLC		36	11	23%	47
COMPLETE HOME CARE OF THE PALM BEACHES LLC		43	4	9%	47
POINTE AT NEW PORT PLACE,THE		47			47
ST JUDE LABORATORIES		42	5	11%	47
SMH PHYSICIAN SERVICES INC		46	1	2%	47
ENCOMPASS HEALTH REHABILITATION HOSPITAL OF PANAMA CITY		42	5	11%	47
WINTER GARDEN REHAB AND NURSING CENTER		43	4	9%	47
EMORY CLINIC, THE		44	3	6%	47
MOBILE DOC FL, LLC		29	18	38%	47
FAMILY EXTENDED CARE OF WINTER HAVEN		45	2	4%	47
INTERLAB		1	46	98%	47
ROYAL PALM SENIOR RESIDENCE		47			47
NAVARRE GARDENS		41	6	13%	47
ADVENT HEALTH MEDICAL GROUP OB GYN AT		40	6	13%	46
PREMIER PLACE HEALTHCARE AT THE GLENVIEW		46			46
H LEE MOFFITT CANCER CENTER MICRO		46			46
EAST MANATEE FAMILY	1	1	44	96%	46
WALGREENS_PEMBROKE PINES		39	7	15%	46
WINDSOR WOODS REHAB & HEALTHCARE CTR		42	4	9%	46
MID-FLORIDA PATHOLOGY, LLC		35	11	24%	46
LUTHERAN HAVEN EXTENDED CONGREGATE CAR		46			46

COVID-19: testing by laboratory

Data through May 2, 2021 verified as of May 3, 2021 at 09:25 AM

Data in this report are provisional and subject to change.

The numbers in the table below represent the number of Florida and non-Florida residents for whom test results were received by the Department of Health. A person can be tested by more than one laboratory and can have both positive and negative results. **Therefore, the sum of the numbers in each column will be larger than the total number of people tested.**

Reporting lab	Inconclusive	Negative	Positive	Percent positive	Total
KAPG ST AUGUSTINE SENIOR HOUSING OPCO LLC		37	9	20%	46
SAN CARLOS PHARMACY		39	7	15%	46
TGH URGENT CARE – WESLEY CHAPEL			46	100%	46
NORTH FLORIDA / SOUTH GEORGIA VETERANS HEALTH SYSTEM		1	45	98%	46
WG EVERGREEN WOODS SH LLC		46			46
HARTFORD HEALTH SERVICES LLC		46			46
WALGREENS 3145		43	3	7%	46
TRICORE REF LABS - UNIV OF NM		46			46
UNIVERSITY BEHAVIORAL CENTER		46			46
MULBERRY'S MOBILE PROVIDER SERVICES LLC□		29	17	37%	46
MINUTECLINIC DIAGNOSTIC OF LOUISIANA		43	3	7%	46
THORNBURG PEDIATRICS		42	4	9%	46
COLLIER BLVD HMA PHYSICIAN MANAGEMENT LLC		46			46
COLLIER URGENT CARE CENTERS		44	1	2%	45
VOLUSIA COUNTY BRANCH JAIL		1	44	98%	45
BRP SH OPCO LLC		45			45
NEOGENOMICS LABORATORIES INC		45			45
STUART URGENT CARE			45	100%	45
BENTON HOUSE OF ST. JOHNS		43	2	4%	45
TRIPLE O MEDICAL SERVICES INC		41	4	9%	45
NEXT MOLECULAR ANALYTICS		14	31	69%	45
LARA HEALTH AND WELLNESS CENTER LLC		45			45
REDI-MED WALK-IN FAMILY CARE			45	100%	45
PLAINVIEW URGENT CARE		42	3	7%	45
AVALON PARK RETIREMENT RESIDENCE		43	2	4%	45
SOUTHPORT SQUARE HARBOUR HEALTH		45			45
BD MEDICAL SYSTEMS		43	2	4%	45
ADULT MEDICINE OF LAKE COUNTY INC			45	100%	45
AU MEDICAL CENTER, INC	1	39	5	11%	45
LAKE COUNTY SCHOOLS EMPLOYEE HEALTH CENTER		32	13	29%	45
IMA MEDICAL GROUP POINCIANA		18	27	60%	45
MEDCOR CORPORATE CLINIC		44	1	2%	45
UNION MEDICAL CARE PLLC		44	1	2%	45
LOURDES HOSPITAL INC		42	2	5%	44
NEWPATH DIAGNOSTICS		36	8	18%	44
ASHTON PLACE	3	37	4	9%	44
FLORIDA HOSPITAL		28	16	36%	44
Gulf Shore Care Center		39	5	11%	44
THE MERIDIAN AT BOCA RATON	1	43			44
GRAND VILLA OF ENGLEWOOD		39	5	11%	44
TNC WALK IN CLINIC		32	12	27%	44
GRAND VILLA OF NEW PORT RICHEY		37	7	16%	44
BENTON HOUSE OF CLERMONT		44			44
CAREHERE LAKE SCHOOLS EMPLOYEE HEALTH CENTER		30	14	32%	44
WEISS PEDIATRIC CARE LLC		30	14	32%	44
INNOVATIVE GX LABORATORIES		37	7	16%	44
PEDIATRICS OF CENTRAL FLORIDA – SAINT CLOUD	2	40	2	5%	44

COVID-19: testing by laboratory

Data through May 2, 2021 verified as of May 3, 2021 at 09:25 AM

Data in this report are provisional and subject to change.

The numbers in the table below represent the number of Florida and non-Florida residents for whom test results were received by the Department of Health. A person can be tested by more than one laboratory and can have both positive and negative results. **Therefore, the sum of the numbers in each column will be larger than the total number of people tested.**

Reporting lab	Inconclusive	Negative	Positive	Percent positive	Total
RADIOLOGY ASSOCIATES OF VENICE AND ENGLEWOOD		42	2	5%	44
PRINCETON VILLAGE☐		40	4	9%	44
ADVENTHEALTH MEDICAL GROUP PULMONOLOGY		37	6	14%	43
EC OPCO TIMBERLIN PARC LLC		43			43
ST LUCIE COUNTY JAIL		28	15	35%	43
WALK IN MEDICAL URGENT CARE		43			43
FLORIDA HOSPITAL PHYSICIAN GROUP		26	17	40%	43
MAKO MEDICAL		21	22	51%	43
FIRST CHOICE URGENT CARE		12	31	72%	43
COMMUNITY MEDICAL CARE CENTER INC			43	100%	43
FLAGLER HOSPITAL INC	2		41	95%	43
BRONX LEBANON HOSPITAL-MEDICAL CENTER		39	4	9%	43
UNION MEDICAL CARE		43			43
WOLFF CTR FOR CHILD & ADOLESCENT HEALTH PLLC,THE		26	17	40%	43
LAKE MARY KIDS CENTRA CARE		33	10	23%	43
BIOFIRE		11	32	74%	43
FLORIDA MEDICAL CLINIC IM MLK		29	14	33%	43
MINUTE CLINIC DIAGNOSTIC OF VIRGINIA, LLC		41	2	5%	43
University Hills health and Rehabilitation		33	10	23%	43
BRANCH MEDICAL CLINIC			43	100%	43
DUVAL PHARMACY		32	11	26%	43
EP MEDICAL EQUIPMENT PHARMACY		37	6	14%	43
PINELLAS INTERNAL MEDICINE ASSOCIATES	1	39	3	7%	43
UNIVERSITY HOSPITAL		36	7	16%	43
WHITE-WILSON MEDICAL CENTER		31	11	26%	42
PACIFICA SENIOR LIVING OCALA		37	5	12%	42
D W MCMILLAN MEMORIAL HOSPITAL		31	11	26%	42
LONGLEAF DIAGNOSTIC LABORATORIES		13	29	69%	42
MAIMONIDES-SHALOM ACADEMY, INC		41	1	2%	42
STETSON UNIVERSITY STUDENT HEALTH CENTER		3	39	93%	42
GRAND VILLA OF LARGO		37	5	12%	42
STAT ONE URGENT CARE CENTER		2	40	95%	42
UNIVERSITY MEDICAL CTR OF PRINCETON AT		40	2	5%	42
KIVA AT CANTERBURY		25	17	40%	42
CARE CENTERS OF NASSAU LLC MINER ROAD NORTH		42			42
GRAND VILLA OF PINELLAS PARK		40	2	5%	42
RIVERHEAD URGENT CARE		41	1	2%	42
ENCOMPASS HEALTH REHABILITATION HOSPITAL OF OCALA		41	1	2%	42
NORTHWELL HEALTH PLAINVIEW HOSPITAL LABORATORY		33	9	21%	42
ATRIA WILLOW WOOD		40	2	5%	42
EMORY UNIVERSITY HOSPITAL		34	8	19%	42
Atlantic Shore Nursing and Rehab		42			42
EASTERN SHORE URGENT CARE		31	11	26%	42
BAYCARE MEDICAL GROUP INC		3	39	93%	42
CLINICAL LABORATORY		42			42
PINELLAS PARK FIRE DEPARTMENT		41			41
LABORATORY MEDICINE CONSULTANTS-LMC PA		38	3	7%	41

COVID-19: testing by laboratory

Data through May 2, 2021 verified as of May 3, 2021 at 09:25 AM

Data in this report are provisional and subject to change.

The numbers in the table below represent the number of Florida and non-Florida residents for whom test results were received by the Department of Health. A person can be tested by more than one laboratory and can have both positive and negative results. **Therefore, the sum of the numbers in each column will be larger than the total number of people tested.**

Reporting lab	Inconclusive	Negative	Positive	Percent positive	Total
DCH REGIONAL MEDICAL CENTER LABORATORY		39	2	5%	41
CAPITAL REGIONAL MEDICAL CENTER		2	39	95%	41
ENCOMPASS HEALTH REHABILITATION HOSPITAL OF MIAMI		40	1	2%	41
Grand Villa of Deerfield Beach		37	4	10%	41
MINUTECLINIC DIAGNOSTIC OF LOUISIANA,		38	3	7%	41
BULLS HEAD URGENT CARE		39	2	5%	41
BOND CLINIC, PA		11	30	73%	41
A AND R RESEARCH GROUP LLC		36	5	12%	41
CITRUS CARE CLINIC			41	100%	41
CITRUS COUNTY HEALTH DEPARTMENT		35	6	15%	41
CROSSROADS URGENT CARE		26	15	37%	41
UNIVERSITY OF ALABAMA		38	3	7%	41
CRESTVIEW IMMEDIATE CARE LL		17	24	59%	41
NIGHT LITE PEDIATRIC CENTER		10	31	76%	41
SOUTHCORP LABORATORY		7	34	83%	41
FLORIDA HOSPITAL NEW SMYRNA		4	37	90%	41
GRAND VILLA OF ST. PETERSBURG		39	2	5%	41
ORLANDO ORTHOPAEDIC OUTPATIENT SURGERY CENTER		35	6	15%	41
PEDIATRICS OF CENTRAL FLORIDA KISSI		33	8	20%	41
A & R RESEARCH GROUP		35	6	15%	41
KISSIMMEE VA OUTPATIENT CLINIC		37	3	8%	40
ANDALUSIA HEALTH		23	17	43%	40
ADVENT HEALTH CENTRA CARE - LAKELAND		30	10	25%	40
OZ		40			40
PRIDE DIAGNOSTICS		24	16	40%	40
M&V SAN JOSE MEDICAL CENTER			40	100%	40
CARILLON SPORTS AND FAMILY MEDICINE		30	10	25%	40
FAMILY AND INTERNAL MEDICINE AT AVALON PARK		36	4	10%	40
PORT SAINT JOHN FAMILY PRACTICE		24	16	40%	40
LPG CONVENIENT CARE AT METRO		36	4	10%	40
VETERANS AFFAIRS MEDICAL CENTER - NEW YORK HARBOR		38	2	5%	40
THE LODGE AND REHABILITATION CENTER		24	16	40%	40
BELVEDERE COMMONS OF SUN CITY CENTER		40			40
CLINICAL PATHOLOGY LABORATORIES, INC		40			40
GENEXPERT			40	100%	40
CHIPOLA QUICK CARE		33	6	15%	39
HUNT CLUB MEDICAL		15	24	62%	39
METROPOLITAN CHARITIES INC		36	3	8%	39
TAYLORVILLE FAMILY MEDICINE		32	7	18%	39
WILLOWS AT WILDWOOD, THE		35	4	10%	39
ISLAMORADA VILLAGE OF ISLANDS FIRE RESCUE		36	3	8%	39
HOUSE CALLS PROFESSIONAL LLC		35	4	10%	39
GUYAN VALLEY WELLNESS CENTER		32	7	18%	39
VENICE URGENT CARE – GULF COAST		1	38	97%	39
CLINICAL RESEARCH SEQUENCING PLATFORM		8	31	79%	39
JUNIPER VILLAGE AT CAPE CORAL		34	5	13%	39
MINUTECLINIC, LLC, DBA MINUTECLINIC #5		35	4	10%	39

COVID-19: testing by laboratory

Data through May 2, 2021 verified as of May 3, 2021 at 09:25 AM

Data in this report are provisional and subject to change.

The numbers in the table below represent the number of Florida and non-Florida residents for whom test results were received by the Department of Health. A person can be tested by more than one laboratory and can have both positive and negative results. **Therefore, the sum of the numbers in each column will be larger than the total number of people tested.**

Reporting lab	Inconclusive	Negative	Positive	Percent positive	Total
WG BAYPOINT VILLAGE SH LLC		38	1	3%	39
BAY COUNTY JAIL ANNEX		34	5	13%	39
STATCARE URGENT AND WALK-IN MEDICAL CA		36	3	8%	39
CORRECTIONAL MEDICAL GROUP		27	12	31%	39
PALM POINT BEHAVIORAL HEALTH		39			39
BAYSHORE PATHOLOGY CONSULTANTS PA		37	2	5%	39
MEDEX MEDICAL EXPRESS OF PALATKA LLC			39	100%	39
BROOKDALE BRANDON	1	38			39
FLORIDA DEPARTMENT OF HEALTH CLAY COUNTY		26	13	33%	39
CEDAR CREEK AT KINGS BAY INC		39			39
WARDE MEDICAL LABORATORY		29	9	24%	38
HARMONY HEALTH OPCO, LLC		17	21	55%	38
STEWART MEDICAL GROUP, INC		21	17	45%	38
AUTUMN OF SARASOTA		12	26	68%	38
Life Care Center of Citrus County		37	1	3%	38
ENCOMPASS HEALTH REHABILITATION		36	2	5%	38
ARTHREX MEDICAL CENTER EAST		25	13	34%	38
CLEARWATER EMPLOYEE HEALTH CLINIC		19	19	50%	38
ATRIA SAN PABLO		36	2	5%	38
MINUTE CLINIC DIAGNOSTIC OF NEW JERSEY		37	1	3%	38
INNOVATION CLINICAL TRIALS, INC			38	100%	38
MOLECULAR DIAGNOSTICS		5	33	87%	38
ST AUGUSTINE PEDIATRIC ASSOC		33	5	13%	38
ROCKLAND URGENT CARE FAMILY HEALTH NP		36	2	5%	38
CCRC @ SUNFLOWER LLC		35	3	8%	38
MINUTE CLINIC LLC #2216		35	3	8%	38
HOMEWOOD RESIDENCE AT FREEDOM PLAZA		37	1	3%	38
CONNECTICUT DEPARTMENT OF HEALTH		22	16	42%	38
WASHINGTON COUNTY HEALTH DEPARTMENT		25	13	34%	38
ACTIVE SENIOR LIVING		35	2	5%	37
HOLLISMED LLC		35	2	5%	37
ST. MARYS MEDICAL CENTER		1	36	97%	37
HOLZER HEALTH CENTER		5	32	86%	37
LPG PRIMARY CARE AT COLONIAL CENTER DRIVE		31	6	16%	37
HR SARASOTA OPERATOR LLC		25	12	32%	37
PONCE THERAPY CARE CENTER		34	3	8%	37
CENTRAL FLORIDA HEALTH CARE INC WAUCHULA SITE 2		29	8	22%	37
ACCURATE DIAGNOSTIC LAB		35	2	5%	37
GULFSIDE HOSPICE INC		34	3	8%	37
LPG PRIMARY CARE AT CAPE CORAL PARKWAY		30	7	19%	37
PULSE & REMEDY LLC		22	15	41%	37
FAMILY EXTENDED CARE OF SEBRING INC		35	2	5%	37
THE COLLIER AT NAPLES		36	1	3%	37
PATHGROUP		9	28	76%	37
MINUTECLINIC DIAGNOSTIC OF MICHIGAN		34	3	8%	37
MINUTE CLINIC DIAGNOSTIC OF VIRGINIA		30	7	19%	37
CARE HERE		12	25	68%	37

COVID-19: testing by laboratory

Data through May 2, 2021 verified as of May 3, 2021 at 09:25 AM

Data in this report are provisional and subject to change.

The numbers in the table below represent the number of Florida and non-Florida residents for whom test results were received by the Department of Health. A person can be tested by more than one laboratory and can have both positive and negative results. **Therefore, the sum of the numbers in each column will be larger than the total number of people tested.**

Reporting lab	Inconclusive	Negative	Positive	Percent positive	Total
WEINBERG VILLAGE		36	1	3%	37
JACKSONVILLE PEDIATRICS		23	14	38%	37
ALAN A SMITH MD LLC		34	3	8%	37
OCCUPATIONAL HEALTH CENTERS OF THE SOUTHWEST PA		32	5	14%	37
PECONIC BAY MEDICAL CENTER LABORATORY		28	9	24%	37
ENCORE AT BOCA RATON, THE			37	100%	37
SOUTHEAST GEORGIA HEALTH SYSTEM, INC		32	5	14%	37
ONE MILO		37			37
GEORGIA HEART CENTER (MSC 53), NAVICEN		35	2	5%	37
PATHOGENIUS LABORATORIES		30	7	19%	37
COLLIER HMA PHYSICIAN MANAGEMENT LLC		27	10	27%	37
ASSISTED LIVING OF BROWARD		37			37
MINUTECLINIC DIAGNOSTIC OF RHODE ISLAND, LLC #1544		36	1	3%	37
JACKSON HEALTH SYSTEM		2	34	94%	36
WELLMED AT PLANT CITY		18	18	50%	36
JACK BANDEL MD PA		35	1	3%	36
PHYSICIAN ASSOCIATES LLC		26	10	28%	36
MEDEMERGE		34	2	6%	36
MEDCOMP SCIENCES			36	100%	36
JUPITER MEDICAL CENTER PHYSICIANS GROUP, INC		32	4	11%	36
WALGREENS COVID-19		27	9	25%	36
EASYCARE WALK-IN CLINIC	1	14	21	58%	36
ALPHA PHARMACY		33	3	8%	36
KINDRED HOSPITAL OCALA		33	3	8%	36
VILLA COURT LLC		36			36
BVL/LITTLE ANGEL PEDIATRICS		36			36
FORT CAROLINE GARDENS, INC		33	3	8%	36
HARBORCHASE OF WELLINGTON CROSSING		34	2	6%	36
CITY OF NAPLES FIRE RESCUE		31	5	14%	36
CENTERPLACE HEALTH		15	21	58%	36
MAINSTREET FAMILY URGENT CARE		1	35	97%	36
LEE COMMUNITY HEALTHCARE INC CAPE CORAL		34	2	6%	36
FLORIDA PEDIATRIC GROUP PA		28	8	22%	36
Kensington Gardens		36			36
MINUTE CLINIC, LLC DBA MINUTECLINIC #4505		33	3	8%	36
LEE PHYSICIAN GROUP		31	4	11%	35
P23 LABS		35			35
LPG PRIMARY CARE AT BONITA BAY LIFESTYLE CENTER		32	3	9%	35
GADSDEN COUNTY HEALTH DEPARTMENT		26	9	26%	35
ISLAND LAKE CENTER		14	21	60%	35
ACCESS 365 URGENT CARE		13	22	63%	35
SOUTHEASTERN OUTPATIENT SURGERY CENTER		32	3	9%	35
METRO KNOXVILLE HMA		25	10	29%	35
IRL		4	31	89%	35
MEDPEDS ASSOCIATES OF SARASOTA PA		32	3	9%	35
VIKOR SCIENTITIC		5	30	86%	35
ADVENT HEALTH - FISH MEMORIAL		2	33	94%	35

COVID-19: testing by laboratory

Data through May 2, 2021 verified as of May 3, 2021 at 09:25 AM

Data in this report are provisional and subject to change.

The numbers in the table below represent the number of Florida and non-Florida residents for whom test results were received by the Department of Health. A person can be tested by more than one laboratory and can have both positive and negative results. **Therefore, the sum of the numbers in each column will be larger than the total number of people tested.**

Reporting lab	Inconclusive	Negative	Positive	Percent positive	Total
MEDEXPRESS URGENT CARE WEST TAMPA			35	100%	35
BAYSIDE LABORATORIES INC		35			35
LABORATORY ALLIANCE OF CENTRAL NEW YORK		33	2	6%	35
POARCH BANC CREEK INDIANS TRIBAL HEALTH DEPARTMENT			35	100%	35
MINUTE CLINIC DIAGNOSTIC OF SC, LLC #75		33	2	6%	35
BAYCARE HEALTH SYSTEMS, LLC			35	100%	35
FHMG–FLORIDA HOSPITAL MEDICAL GROUP		25	10	29%	35
TAMPA URGENT CARE			35	100%	35
FLORIDA PRESBYTERIAN HOMES INC		33	2	6%	35
REDI-MED WALK IN FAMILY CLINIC			35	100%	35
PARKSIDE HEALTH AND REHABILITATION CENTER			35	100%	35
NEUROINTERNATIONAL SARASOTA		32	3	9%	35
UNIPATH		24	11	31%	35
JAMAICA HOSPITAL MEDICAL CENTER		31	4	11%	35
ALABAMA CLINICS		19	16	46%	35
NCHD		21	14	40%	35
STATCARE URGENT & WALK IN MEDICAL CARE		31	4	11%	35
MIDDLETOWN MEDICAL P C		25	10	29%	35
FAST PACE MEDICAL CLINIC		30	5	14%	35
BOCA TOXICOLOGY LLC		33	2	6%	35
MARYLAND DEPARTMENT OF HEALTH			35	100%	35
BUREAU OF PUBLIC HEALTH	1	14	20	57%	35
WUESTHOFF MEMORIAL HOSPITAL			35	100%	35
SOUTHWEST LABS		34			34
PHOSPHORUS DIAGNOSTICS		27	7	21%	34
LONG BEACH URGENT CARE		34			34
LONG TERM CARE OF GULF BREEZE LLC		30	4	12%	34
THE SPRINGS OF PARC HILL		33	1	3%	34
PARAMOUNT WALK-IN CLINIC		1	33	97%	34
CIGNA PBSO WEST PALM		3	31	91%	34
CERON PEDIATRICS & INTEGRATIVE MEDICIN		34			34
FLORIDA DEPARTMENT OF HEALTH IN MONROE COUNTY		27	7	21%	34
TUSCAN GARDENS OF DELRAY BEACH MANAGEMENT COMPANY,		34			34
Grand Villa of Dunedin		28	6	18%	34
LAKELAND NURSING AND REHABILITATION CENTER			34	100%	34
FAMILY CARE PARTNERS URGENT CARE LLC		28	6	18%	34
LPG PRIMARY CARE AT MATTHEW DRIVE		28	6	18%	34
HARBOUR ISLAND PEDIATRICS		24	10	29%	34
CVS NC3516POCT WINSTON SALEM		30	4	12%	34
RASHDA ALBIBI M.D. P.A.		31	3	9%	34
WALGREENS_COCONUT CREEK		27	7	21%	34
TRADITIONAL HOME CARE INC		33	1	3%	34
AYERS NURSING AND REHABILITATION CENTER		34			34
NURSES HELPING HANDS INC ALF		33			33
CORAL HOUSE ASSISTED LIVING COMMUNITY LLC		33			33
AMBRY GENETICS CORPORATION	23	10			33
SANFORD MOBILE LAB PGA TOUR		32	1	3%	33

COVID-19: testing by laboratory

Data through May 2, 2021 verified as of May 3, 2021 at 09:25 AM

Data in this report are provisional and subject to change.

The numbers in the table below represent the number of Florida and non-Florida residents for whom test results were received by the Department of Health. A person can be tested by more than one laboratory and can have both positive and negative results. **Therefore, the sum of the numbers in each column will be larger than the total number of people tested.**

Reporting lab	Inconclusive	Negative	Positive	Percent positive	Total
GRAND VILLA OF BOYNTON BEACH		32	1	3%	33
WESTWOOD NURSING AND REHABILITATION		28	5	15%	33
AHSE ROP		32	1	3%	33
GRACE COMMUNITY PHARMACY		3	30	91%	33
AMMON ANALYTICAL LABORATORIES		29	4	12%	33
RESIDENCE AT BAY VUE		31	2	6%	33
EVERLYWELL		19	14	42%	33
STATEN ISLAND UNIVERSITY HOSPITAL-POUCH		32	1	3%	33
HUNTINGTON STATION URGENT CARE		32	1	3%	33
Consulate Health Care of Orange Park		27	6	18%	33
OPIS COQUINA CENTER		32	1	3%	33
GREENRIDGE GROUP HOME	3	11	19	58%	33
MIGUEL E TREVINO MD PA		29	4	12%	33
NIGHT LITE PEDIATRICS URGENT CARE CENTER			33	100%	33
VETERAN AFFAIRS MEDICAL CENTER - JAMES J PETERS		30	3	9%	33
CARLOS F FUSTER MD PA		31	2	6%	33
VETERANS HOME		1	32	97%	33
BOND CLINIC		3	30	91%	33
PIEDMONT HOSPITAL CLINICAL LABORATORY		30	3	9%	33
MARTHA'S HOUSE & ASSISTED LIVING FACILITY		33			33
CANCER RESEARCH LAB, BOB JONES UNIVERSITY		29	4	12%	33
JOSEF SCHENKER MD PC DBA CENTERS URGENT		30	2	6%	32
STEINHATCHEE DRUGS		26	6	19%	32
PEDIATRICS IN BREVARD-COCOA BEACH		27	5	16%	32
ADVANCED URGENT CARE		12	20	63%	32
A LILIKO'I PHARMACY LLC		29	3	9%	32
GUIDEWELL EMERGENCY MEDICINE DOCTORS LLC #33		20	12	38%	32
MINUTECLINIC DIAGNOSTIC OF TN PC #6435		29	3	9%	32
PASSPORT HEALTH ORLANDO		32			32
WOMENS CARE FLORIDA LABORATORY		25	7	22%	32
IPSUM DIAGNOSTICS		3	29	91%	32
COLORADO DEPARTMENT OF HEALTH LABORATORY SERVICES DIVISION			32	100%	32
FLORIDA ENDOSCOPY & SURGERY CTR LLC		32			32
CARDIOLOGY AND MEDICINE ASSOCIATES INC		31	1	3%	32
SANFORD PEDIATRIC ASSOCIATES, PA		29	3	9%	32
MADISON POINTE CARE CENTER		32			32
COLORADO DEPARTMENT OF PUBLIC HEALTH AND ENVIRONMENT			32	100%	32
UNION CHD		29	3	9%	32
WESTMINSTER ST AUGUSTINE		32			32
Heartland Health Care Center North Sarasota		18	14	44%	32
NORTH PINELLAS CHILDRENS MEDICAL CENTER			32	100%	32
MINUTECLINIC, LLC #4230		28	4	13%	32
LAKE MARY - STIRLING CENTER SUITE 202			32	100%	32
SYNIVERSE WELLNESS CENTER		27	5	16%	32
TREASURE ISLE LLC		32			32
CVS NC7047POCT DURHAM		31			31
COLLIER ANESTHESIA PAIN LLC		31			31

COVID-19: testing by laboratory

Data through May 2, 2021 verified as of May 3, 2021 at 09:25 AM

Data in this report are provisional and subject to change.

The numbers in the table below represent the number of Florida and non-Florida residents for whom test results were received by the Department of Health. A person can be tested by more than one laboratory and can have both positive and negative results. **Therefore, the sum of the numbers in each column will be larger than the total number of people tested.**

Reporting lab	Inconclusive	Negative	Positive	Percent positive	Total
WILLAMETTE VALLEY TOXICOLOGY LLC		29	2	6%	31
WALGREENS #04569		29	2	6%	31
COUNTY OF LOS ANGELES			31	100%	31
MIDNIGHT MEDICINE			31	100%	31
MINUTECLINIC DIAGNOSTIC OF ILLINOIS L		25	6	19%	31
MICHAEL J D'AMBROSE MD PA		29	2	6%	31
AMERICAN ESOTERIC LABORATORIES		15	16	52%	31
CHIPOLA MEDICAL ASSOCIATES		11	20	65%	31
PERDIDO URGENT CARE		1	30	97%	31
REGENCY PARK ASSISTED LIVING FACILITY		29	2	6%	31
FLORIDA MEDICAL CL ODOM TPA		17	14	45%	31
MINUTECLINIC DIAGNOSTIC OF RHODE ISLAND, LLC #212		31			31
Wiregrass Rehabilitation Center and Nursing Home		28	3	10%	31
ORLANDO FAMILY MEDICINE		14	17	55%	31
RAYMOND BASRI MD		29	2	6%	31
OAKMONTE VILLAGE		30	1	3%	31
COOPER HEALTHCARE		28	3	10%	31
BAPTIST PRIMARY BLACK CREEK SOUTH			31	100%	31
LabCorp L#09258130 M#09258125		12	19	61%	31
JOSEF SCHENKER MD PC		31			31
PREMIER URGENT CARE CENTER LLC			31	100%	31
DISCOVERY COMMONS AT BRADENTON		31			31
VENICE REGIONAL BAYFRONT HEALTH			31	100%	31
ADVENTHEALTH MEDICAL GROUP FAMILY MEDICINE AT RDV		31			31
HEALTH FIRST - VIERA HOSPITAL		1	30	97%	31
UR CARE FAMILY AND SPORTS MEDICINE			31	100%	31
ENT AND ALLERGY ASSOCIATES OF FLORIDA LLC		30	1	3%	31
GERALD J KIVETT MD		27	3	10%	30
ORLANDO ORTHOPAEDIC CENTER		28	2	7%	30
NTD EUROFINS ATLANTA		29	1	3%	30
CHILDREN'S MEDICAL CENTER			30	100%	30
CENTER ONE SURGERY CENTER		24	6	20%	30
BOCA SIMON LAB		1	29	97%	30
JOSEPH SCHENKER MD PC DBA CENTERS URGENT		26	4	13%	30
VIRTUA		26	4	13%	30
THE TERRACE AT IVY ACRES ALF		11	19	63%	30
RELIANCE MEDICAL CENTER		21	9	30%	30
GOOD SAMARITAN HOSPITAL LABORATORY		26	4	13%	30
ADVENT HEALTH PRIMARY CARE PLUS, WINTER GARDEN		26	4	13%	30
AMEERAH LABS			30	100%	30
ENGLEWOOD HOSPITAL AND MEDICAL CENTER		25	5	17%	30
SPRINGWOOD COURT		25	5	17%	30
SANITAS		4	26	87%	30
DAVID LAWRENCE CENTER		26	4	13%	30
CLINCLOUD, LLC			30	100%	30
HERITAGE WATERSIDE		27	3	10%	30
UNDERGROUND FREE CLINIC		29	1	3%	30

COVID-19: testing by laboratory

Data through May 2, 2021 verified as of May 3, 2021 at 09:25 AM

Data in this report are provisional and subject to change.

The numbers in the table below represent the number of Florida and non-Florida residents for whom test results were received by the Department of Health. A person can be tested by more than one laboratory and can have both positive and negative results. **Therefore, the sum of the numbers in each column will be larger than the total number of people tested.**

Reporting lab	Inconclusive	Negative	Positive	Percent positive	Total
TALLAHASSEE DEVELOPMENTAL CENTER□		28	2	7%	30
OAK HARBOR ASSISTED LIVING FACILITY		27	3	10%	30
MED LABS DIAGNOSTICS		11	19	63%	30
FORT VALLEY STATE UNIVERSITY		29	1	3%	30
MINUTECLINIC, LLC #08366		25	5	17%	30
RAINBOW PEDIATRICS		1	29	97%	30
LEE COMMUNITY HEALTHCARE INC NORTH FORT MYERS		30			30
P4CLINICAL	3	2	25	83%	30
WIREGRASS CLINIC LLC		24	6	20%	30
GRAND LIVING AT LAKEWOOD RANCH		29	1	3%	30
BOCA BIOLISTIC REFERENCE LAB			30	100%	30
HOLIDAY MEDICAL ASSOCIATES		4	26	87%	30
ST PETER'S BENDER LABORATORY		29	1	3%	30
Okeechobee Health Care Facility		16	14	47%	30
ROBERT H JENKINS JR VETERANS' DOMICILIARY HOME OF		26	3	10%	29
BROOKWOOD BAPTIST MEDICAL CENTER		28	1	3%	29
STEWART MELBOURNE HOSPITAL			29	100%	29
UNIV OF ROCHESTER-STRONG MEMORIAL HOSP		28	1	3%	29
HENDRY REGIONAL CORPORATE HEALTH			29	100%	29
UCLA HEALTHCARE CLINICAL LABS		23	6	21%	29
COMPREHENSIVE CHILDCARE		23	6	21%	29
ROSLYN URGENT CARE		28	1	3%	29
PINELLAS 1 HOME HEALTH CARE CORP		28	1	3%	29
NEMOURS CHILDRENS CLINIC		22	7	24%	29
MINIMALLY INVASIVE VASCULAR INC		27	2	7%	29
INTERIM HEALTHCARE OF NORTHWEST FLORIDA INC		27	2	7%	29
MAYO CLINIC JACKSONVILLE		4	25	86%	29
CAPE CORAL HOSPITAL ABG LABORATORY		16	13	45%	29
PRO HEALTH HARMONY		29			29
SOMA MEDICAL CENTER # 4		5	24	83%	29
RENAISSANCE SENIOR LIVING	1	28			29
BIG BEND HOSPICE INC		29			29
BROOKDALE UNIVERSITY HOSPITAL		27	2	7%	29
PALM GARDEN OF JACKSONVILLE		27	2	7%	29
MINUTECLINIC DIAGNOSTIC OF PENNSYLVANI		27	2	7%	29
PBSO WEST PALM FAMILY PRACTICE		1	28	97%	29
DSI MANAGEMENT LLC		29			29
MINUTECLINIC, LLC, DBA MINUTECLINIC #2544		27	2	7%	29
SUMMERGATE PHARMACY		27	2	7%	29
PALMS, THE		29			29
SUNTREE INTERNAL MEDICINE		29			29
ST VINCENTS AMBULATORY CARE INC DBA		26	3	10%	29
PANCARE HEALTH - BONIFAY K-8			29	100%	29
UNIVERSITY OF ILLINOIS VETERINARY DIAG	1	27	1	3%	29
CDC		17	12	41%	29
MINUTECLINIC LLC #4449		27	2	7%	29
TOTTENVILLE CIRCLE URGENT CARE		29			29

COVID-19: testing by laboratory

Data through May 2, 2021 verified as of May 3, 2021 at 09:25 AM

Data in this report are provisional and subject to change.

The numbers in the table below represent the number of Florida and non-Florida residents for whom test results were received by the Department of Health. A person can be tested by more than one laboratory and can have both positive and negative results. **Therefore, the sum of the numbers in each column will be larger than the total number of people tested.**

Reporting lab	Inconclusive	Negative	Positive	Percent positive	Total
DUVAL COUNTY HEALTH DEPARTMENT		29			29
TIFFANY LAKE CARE CENTERS INC		28	1	3%	29
MARION PEDIATRICS PA		21	7	25%	28
CHILDRENS MEDICAL CENTER			28	100%	28
MINUTECLINIC DIAGNOSTIC OF TN, PC 374		23	5	18%	28
PARK WEST MEDICAL CENTER		27	1	4%	28
ADVENT HEALTH MEDICAL GROUP- FAMILY MEDICINE AT DR. PHILIPS		23	5	18%	28
SHORE MEMORIAL HOSPITAL		25	3	11%	28
MEDEXPRESS URGENT CARE - BLOOMINGTON		23	5	18%	28
EMORY CRAWFORD LONG HOSPITAL LABORATOR		25	3	11%	28
UTAH DEPARTMENT OF HEALTH			28	100%	28
BROWARD HEALTH IMPERIAL POINT NURSING			28	100%	28
KIVA AT CANTERBURY, LLC		28			28
FAMILY CARE PARTNERS		18	10	36%	28
LAKE PLACID HEALTH AND REHABILITATION		1	27	96%	28
VA MEDICAL CENTER			28	100%	28
URGENT CARE CENTER			28	100%	28
Cleveland Clinic Laboratories		4	24	86%	28
GRAND VILLA OF MELBOURNE		26	2	7%	28
MINUTECLINIC DIAGNOSTIC OF TEXAS		24	4	14%	28
ORANGE PEDIATRICS			28	100%	28
BROOKDALE PHILLIPPI CREEK			28	100%	28
MONTEFIORE NEW ROCHELLE HOSPITAL		25	3	11%	28
SUMMIT MEDICAL GROUP - 75 E NORTHFIELD		23	5	18%	28
ECC PEDIATRICS		28			28
1 TOUCH TOTALCARE SOLUTIONS		25	3	11%	28
NATIONAL MENTOR HEALTHCARE LLC			28	100%	28
GASTROENTEROLOGY ASSOCIATES OF PENSACOLA PA		24	4	14%	28
WESTPAC LABS INC	1	16	11	39%	28
VASSAR BROTHERS MEDICAL CENTER LABORATORY		26	2	7%	28
FIRST CHOICE PEDIATRICS LOOP		25	3	11%	28
EDEN AT CRESTVIEW		12	16	57%	28
GMR EVENT SERVICES LLC DBA CROWDRX		28			28
ACCESS HEALTH CARE PHYSICIANS LLC		10	18	64%	28
WEST BROWARD CARE CENTER		24	4	14%	28
MINUTECLINIC DIAGNOSTIC OF NORTH CAROLINA PC		25	3	11%	28
KEY PRIMARY CARE			28	100%	28
ASTORIA HEALTH AND REHABILITATION CENTER		27	1	4%	28
ADVENT HEALTH MEDICAL GROUP FAMILY AND INTERNAL MEDICINE AT AVALON PAR		25	3	11%	28
PORT ST LUCIE HOSPITAL		25	3	11%	28
EMORY BENNETT VETERANS NURSING HOME	1	26			27
CARENOW - DOWNTOWN NORTH GULCH		25	2	7%	27
Summit Medical Group Westfield Lab		24	3	11%	27
BROOKDALE SOUTHPOINT			27	100%	27
PHYSICIANS CARE		23	4	15%	27
LAKELAND HILLS CENTER		19	8	30%	27
MINUTE CLINIC DIAGNOSTIC OF TEXAS, LLC		24	3	11%	27

COVID-19: testing by laboratory

Data through May 2, 2021 verified as of May 3, 2021 at 09:25 AM

Data in this report are provisional and subject to change.

The numbers in the table below represent the number of Florida and non-Florida residents for whom test results were received by the Department of Health. A person can be tested by more than one laboratory and can have both positive and negative results. **Therefore, the sum of the numbers in each column will be larger than the total number of people tested.**

Reporting lab	Inconclusive	Negative	Positive	Percent positive	Total
COMMUNITY HEALTH OF SOUTH FLORIDA			27	100%	27
BETHESDA HEALTH PHYSICIAN GROUP INC			27	100%	27
MINUTECLINIC DIAGNOSTIC OF TN PC #6363		22	5	19%	27
EPIC REFERENCE LABS INC			27	100%	27
MINUTECLINIC DIAGNOSTIC OF TN PC #378		24	3	11%	27
THE CLUB AT BOYNTON BEACH, LLC		25	2	7%	27
CANTON-POTSDAM HOSPITAL LABORATORY		26	1	4%	27
URGENT FAMILY CARE INC		24	3	11%	27
LOOP PEDIATRICS		22	5	19%	27
MARQUESA MEDICAL		23	4	15%	27
VICK STREET MANOR		27			27
GRAND VILLA OF DELRAY EAST		27			27
EXPRESS CARE OF BELLEVIEW		27			27
HEALTHPARK MEDICAL CENTER ABG LAB		26	1	4%	27
AEGIS MEDICAL GROUP, LLC		26	1	4%	27
OPTIMAL CARE PEDIATRICS		8	19	70%	27
ATRIA LADY LAKE		27			27
CVA MINUTE CLINIC DIAGNOSTIC OF VIRGINIA, LLC		26	1	4%	27
Clearwater Center		13	14	52%	27
ADVANCED HEALTHCARE ASSOCIATES		23	4	15%	27
SUNCOAST LABS			27	100%	27
BOZEMAN HEALTH DEACONESS HOSPITAL		18	9	33%	27
THE COMMONWEALTH OF MASSACHUSETTS		1	26	96%	27
SPANISH RIVER HIGH SCHOOL ESE		23	4	15%	27
HALIFAX HEALTH URGENT CARE		6	21	78%	27
West Gate Village, LLC		27			27
LEXINGTON PLACE SENIOR LIVING COMMUNITY		27			27
DIXIE COUNTY HEALTH DEPARTMENT		18	9	33%	27
HOWARD BEACH URGENT CARE		25	2	7%	27
HUNT CLUB PEDIATRIC ASSOCIATES LLC		22	5	19%	27
MAGNOLIA PEDIATRICS		4	22	85%	26
PULMONARY SPECIALISTS OF THE PALM BEACHES		16	10	38%	26
CVS NV3210POCT LAS VEGAS		23	3	12%	26
EXPRESS FAMILY CARE LLC		11	15	58%	26
PALM BEACH COUNTY FIRE RESCUE		24	2	8%	26
MINUTECLINIC DIAGNOSTIC OF NORTH		22	4	15%	26
ARCPOINT LABS OF FORT LAUDERDALE		25	1	4%	26
ABL MEDICAL CARE LLC			26	100%	26
COASTAL COMPLETE CARE		12	14	54%	26
LAKES DIALYSIS CENTER INC			26	100%	26
USCG AIR STATION CLEARWATER CLINIC		25	1	4%	26
NEW YORK METHODIST HOSPITAL		22	4	15%	26
TREEHOUSE PEDIATRICS & FAMILY CARE		26			26
ADVENT HEALTH PARTIN SETTLEMENT HEALTH PARK		18	8	31%	26
MONCRIEF ARMY HEALTH CLINIC			26	100%	26
THE MINIER URGENT CARE		20	6	23%	26
MINUTECLINIC DIAGNOSTIC OF TN PC #320		18	8	31%	26

COVID-19: testing by laboratory

Data through May 2, 2021 verified as of May 3, 2021 at 09:25 AM

Data in this report are provisional and subject to change.

The numbers in the table below represent the number of Florida and non-Florida residents for whom test results were received by the Department of Health. A person can be tested by more than one laboratory and can have both positive and negative results. **Therefore, the sum of the numbers in each column will be larger than the total number of people tested.**

Reporting lab	Inconclusive	Negative	Positive	Percent positive	Total
MD BEAUTY LABS, PA		24	2	8%	26
COASTAL SKIN SURGERY AND DERMATOLOGY		18	8	31%	26
FORT SANDERS REGIONAL LABORATORY		26			26
NEWYORK-PRESBYTERIAN/ LAWRENCE HOSPITAL LABORATORY		23	3	12%	26
ADIRONDACK MEDICAL CENTER		26			26
DARDEN WELLNESS CENTER		23	3	12%	26
PALMETTO PEDIATRICS			26	100%	26
OAKTREE HEALTHCARE			26	100%	26
ADVENTHEALTH MEDICAL GROUP PEDIATRIC & ADOLESCENT		25	1	4%	26
WAKULLA COUNTY HEALTH DEPARTMENT		12	14	54%	26
RJ LEE GROUP	1	23	2	8%	26
GRADY HEALTH SYSTEM		26			26
DELRAY BEACH FACIAL PLASTIC SURGERY		26			26
HOPE HEALTHCARE		25	1	4%	26
LOT HEALTH SERVICES☐	1	25			26
EAST HILL MEDICAL GROUP		17	9	35%	26
CVS NC7588POCT ASHEVILLE		23	3	12%	26
MORTON PLANT HOSPITAL - ADLER INSTITUTE OF LAB MEDICINE		1	25	96%	26
CENTRAL FLORIDA PEDIATRIC URGENT CARE LLC		21	4	16%	25
JUPITER MEDICAL CENTER		1	24	96%	25
TOTAL ACCESS URGENT CARE		1	24	96%	25
ADVENT HEALTH EXPRESS		9	16	64%	25
GREEN GABLES ASSISTED LIVING FACILITY		25			25
ADEPT INPATIENT MEDICAL SERVICES PC		25			25
STEWART MEDICAL GROUP INC			25	100%	25
ST. CLOUD HOSPITAL		20	5	20%	25
SUNQUEST		3	22	88%	25
JUST FOR KIDS PEDIATRICS		5	20	80%	25
PHYSICIANS STAT		3	22	88%	25
FEDERAL PRISON CAMP PENSACOLA			25	100%	25
SOUTH FLORIDA DIALYSIS CENTER		8	17	68%	25
ASURANCE SCIENTIFIC LABORATORIES		24	1	4%	25
LAKE HOWARD HEIGHTS	1	21	3	12%	25
VISTACARE PHARMACY I		21	4	16%	25
OLIVE BRANCH HEALTH AND REHABILITATION CENTER			25	100%	25
WESTPAC LABS		1	24	96%	25
UNIV OF NORTH ALABAMA HEALTH CENTER		22	3	12%	25
ENCOMPASS HOME HEALTH OF THE SOUTHEAST LLC		23	2	8%	25
DALE MEDICAL CENTER		20	5	20%	25
ST VINCENT'S EAST		23	2	8%	25
ADVENT HEALTH - LAKE MARY PEDIATRICS		16	9	36%	25
TREASURE COAST URGENT CARE			25	100%	25
THE WATERMARK AT VISTAWILLA		25			25
MADWAR		19	6	24%	25
VILLAGES REHABILITATION AND NURSING CENTER		24	1	4%	25
STATE LAB		3	22	88%	25
MEDEXPRESS URGENT CARE - SEMINOLE SQUA		22	2	8%	24

COVID-19: testing by laboratory

Data through May 2, 2021 verified as of May 3, 2021 at 09:25 AM

Data in this report are provisional and subject to change.

The numbers in the table below represent the number of Florida and non-Florida residents for whom test results were received by the Department of Health. A person can be tested by more than one laboratory and can have both positive and negative results. **Therefore, the sum of the numbers in each column will be larger than the total number of people tested.**

Reporting lab	Inconclusive	Negative	Positive	Percent positive	Total
URGENT CARE USA			24	100%	24
SENIOR HEALTH OF WINTER PARK DUNDEE		24			24
LAKE NONA MEDICAL SERVICES		16	8	33%	24
MORTON PLANT NORTH BAY HOSPITAL			24	100%	24
A PLUS FAMILY URGENT CARE			24	100%	24
J AND J VISTAKON EMPLOYEE HEALTH CENTER		23	1	4%	24
CSH LAKE ORIENTA LP		24			24
LIFELINK TISSUE BANK D/B/A LIFELINK TISSUE BANK		20	4	17%	24
SARASOTA MEMORIAL NURSING & REHABILITATION CTR		24			24
WESTMINSTER WOODS ON JULINGTON CREEK		22	2	8%	24
SARNO FAMILY PRACTICE		11	13	54%	24
ALAN SERURE MD		24			24
BAYFRONT HMA CONVENIENT CARE, LLC		2	22	92%	24
TARPON BAYOU CENTER			24	100%	24
PALM BEACH GARDENS MEDICAL CENTER			24	100%	24
JOINT AMBULATORY CARE CENTER		24			24
LABORATORY DYNAMICS		20	4	17%	24
SENIOR LIVING IV SUN CITY LLC		17	7	29%	24
NORTHEAST GEORGIA MEDICAL CENTER		24			24
INNOVATIVE RESEARCH OF WEST FLORIDA		21	3	13%	24
DOC PAM PA		23	1	4%	24
FINLAY C. LABORATORY		4	20	83%	24
MED PLUS FLORENCE		20	4	17%	24
HENNEPIN COUNTY MEDICAL CENTER (HCMC)		13	11	46%	24
TIMBERLANE LODGE ALF	1	16	7	29%	24
EDWARD S BENNETT MD PLLC		24			24
BAPTIST PEDIATRICS		20	4	17%	24
PALMS MEDICAL GROUP - LAKE CITY WEST		3	21	88%	24
PASSPORT HEALTH OF TAMPA BAY		21	3	13%	24
WELLOW URGENT CARE		23	1	4%	24
PHYSICIANS PRIMARY CARE OF SW FLORIDA PL		24			24
AVENTIS BIO-SERVICES CTL		24			24
Wesley Place on Honeysuckle		22	2	8%	24
MADISON COUNTY MEMORIAL HOSP		12	12	50%	24
PRIME CARE ONE LLC/HARBORCHASE OF VENICE			24	100%	24
ROSS MEDICAL GROUP			24	100%	24
WALGREENS #04618		21	3	13%	24
MINUTECLINIC, LLC, #4160		20	4	17%	24
ROWLETT MIDDLE ACADEMY		22	2	8%	24
MID FLORIDA PATHOLOGY LLC		23	1	4%	24
INTERVENTIONAL REHABILITATION OF SOUTH FLORIDA		16	8	33%	24
PACIFICA SENIOR LIVING FORT MYERS		15	9	38%	24
HERITAGE OAKS ASSISTED LIVING & MEMORY CARE		20	4	17%	24
DOCTORS MEDICAL CENTER OF WALTON COUNTY CLINIC			24	100%	24
ATRIA AT ST JOSEPHS		24			24
COURTYARDS OF ORLANDO		24			24
FLORENCE J HUNT STUDENT WELLNESS CENTER - HEALTH SERVICES (ABBOTT)		24			24

COVID-19: testing by laboratory

Data through May 2, 2021 verified as of May 3, 2021 at 09:25 AM

Data in this report are provisional and subject to change.

The numbers in the table below represent the number of Florida and non-Florida residents for whom test results were received by the Department of Health. A person can be tested by more than one laboratory and can have both positive and negative results. **Therefore, the sum of the numbers in each column will be larger than the total number of people tested.**

Reporting lab	Inconclusive	Negative	Positive	Percent positive	Total
THE CHAPPEL GROUP RESEARCH		24			24
South Heritage Health and Rehab		24			24
CL BRUMBACK PRIMARY CARE CLINIC LANTANA		2	22	92%	24
HEALTH MED CENTERS		24			24
MAITLAND PRIMARY CARE		9	15	63%	24
SOUTH NASSAU COMMUNITIES HOSPITAL		20	4	17%	24
FORT PIERCE FAMILY CARE INC		18	6	25%	24
UAH STUDENT HEALTH CENTER		17	7	29%	24
RAINBOW PEDIATRIC CENTER		2	22	92%	24
ST ELIZABETH MEDICAL CENTER LABORATORY		21	3	13%	24
FLORIDA MEDICAL CLINIC - NEW TAMPA		19	5	21%	24
ADVANCED URGENT CARE CENTER		7	17	71%	24
NOVANT HEALTH		18	6	25%	24
EGL GENETIC DIAGNOSTICS		1	22	96%	23
SEBRING PEDIATRICS LLC			23	100%	23
REGENEXX TAMPA BAY		20	3	13%	23
GLEN COVE HOSPITAL		23			23
PALM BAY FAMILY PRACTICE		6	17	74%	23
TREEHOUSE PEDIATRICS		19	4	17%	23
FAST PACE MEDICAL CLINIC PLLC		21	2	9%	23
TRINITY MEDICAL ASSOCIATES LLC			23	100%	23
PEPIN ACADEMIES-PASCO		22	1	4%	23
Sovereign Laboratory Services, LLC		20	3	13%	23
SONATA BOYNTON BEACH		21	2	9%	23
LAKEVIEW HEALTH CARE SYSTEMS		9	14	61%	23
MINUTECLINIC MINUTECLINIC #8746		22	1	4%	23
OMEGA LABORATORIES		19	4	17%	23
WELLMED AT LAKE COPELAND		17	6	26%	23
BAYFRONT FAMILY HEALTH CENTER		3	20	87%	23
UF HEALTH NORTH JACKSONVILLE			23	100%	23
WELLMED AT BRANDON REGIONAL		16	7	30%	23
SELECT PHYSICIANS ALLIANCE PL		23			23
MIAMI BEACH MEDICAL GROUP			23	100%	23
CARESPOT		2	21	91%	23
NORTHWEST FLORIDA COMMUNITY HOSPITAL 3RD FLOOR		21	2	9%	23
49D2045214PHYSICIAN OFFICE WAIVER MEDEXPRESS URGENT CARE - HARRISONBU		14	9	39%	23
COASTAL FAMILY PRACTICE		15	8	35%	23
GRAND VILLA OF SARASOTA		22	1	4%	23
WUESTHOFF MEDICAL CENTER-MELBOURNE			23	100%	23
APOLLO SURGERY CENTER		21	2	9%	23
UNIVERSITY HILLS HEALTH AND REHABILITATION CENTER		18	5	22%	23
NEW JERSEY		22	1	4%	23
PULSE MEDICAL GROUP INC			23	100%	23
CHARLOTTE CHD PORT CHARLOTTE		19	4	17%	23
ESOTERIX GENETIC LABORATORIES		17	6	26%	23
COMMONWEALTH OF MASSACHUSETTS			23	100%	23
NOBLE SENIOR LIVING		3	20	87%	23

COVID-19: testing by laboratory

Data through May 2, 2021 verified as of May 3, 2021 at 09:25 AM

Data in this report are provisional and subject to change.

The numbers in the table below represent the number of Florida and non-Florida residents for whom test results were received by the Department of Health. A person can be tested by more than one laboratory and can have both positive and negative results. **Therefore, the sum of the numbers in each column will be larger than the total number of people tested.**

Reporting lab	Inconclusive	Negative	Positive	Percent positive	Total
ERIC C MARSHAL MD, PC DBA MINUTECLINIC		22	1	4%	23
WOODHOUSE INC		17	6	26%	23
NEW YORK PRESBYTERIAN - ALLEN HOSPITAL		23			23
FLUSHING HOSPITAL MEDICAL CENTER		19	4	17%	23
PRIMECARE AT PORT ORANGE		4	19	83%	23
GILCHRIST COUNTY JAIL		21	2	9%	23
ISLAND COAST PEDIATRICS PA		22	1	4%	23
CORE LABORATORY		1	22	96%	23
MARQUES PEDIATRICS			23	100%	23
Z UROLOGY		22	1	4%	23
OCEANSIDE URGENT CARE		22			22
CVS NC4165POCT BREVARD		14	8	36%	22
TEN HEALTHCARE		6	16	73%	22
CVS MINUTE CLINIC DIAGNOSTIC OF TN #6044		20	2	9%	22
FAMILY AND AFTER HOURS CARE		22			22
YUSRA MEDICAL ASSOCIATES PA		16	6	27%	22
ST MARYS MEDICAL CENTER			22	100%	22
BASSETTI & ASSOCIATES, MD, PA			22	100%	22
HARTFORD HOSPITAL ANCILLARY LAB		17	5	23%	22
MINUTECLINIC DIAGNOSTICS MEDICAL GROUP		21	1	5%	22
BROOKDALE WEST BOYNTON BEACH		22			22
PRIMARY CARE SPECIALISTS OF ORLANDO LLC		17	5	23%	22
DIACARTA INC.		22			22
MINUTE-CLINIC DIAGNOSTIC OF VIRGINIA		18	4	18%	22
ELAN SPANISH SPRINGS		4	18	82%	22
SOLE HEALTH LLC		22			22
SEAGRASS VILLAGE			22	100%	22
GENTIVA HEALTH SERVICES		20	2	9%	22
INTERNAL MEDICINE LIPID AND WELNNESS PRACTICE		10	12	55%	22
TEXAS DEPARTMENT OF STATE HEALTH SERVICES		3	19	86%	22
GLEN OAKS URGENT CARE		20	2	9%	22
LAKEWOOD RANCH MEDICAL CENTER CLINICAL LAB			22	100%	22
MEDI STATION			22	100%	22
FLORIDA HOSPITAL LABS		12	10	45%	22
OHIO CVS STORES, LLC DBA		19	3	14%	22
ST VINCENT'S URGENT CARE		19	3	14%	22
OHSU MOLECULAR MICROBIOLOGY LAB		21	1	5%	22
FLORIDA PEDIATRICS		6	16	73%	22
ROCKLEDEGE REGIONAL MEDICAL CENTER		17	5	23%	22
SOUTH CAROLINA DEPARTMENT OF HEALTH			22	100%	22
Grace Rehabilitation of Vero Beach		21	1	5%	22
BAYCARE MEDICAL GROUP INC			22	100%	22
EBEIDS MD PEDIATRICS		19	3	14%	22
MOBILE DIVISION LABORATORY		7	15	68%	22
KELLY'S ASSISTED LIVING FACILITY		22			22
MORNINGSIDE MANOR & VILLA ADULT CARE C		22			22
ORANGE REGIONAL MEDICAL CENTER LABORATORY		17	5	23%	22

COVID-19: testing by laboratory

Data through May 2, 2021 verified as of May 3, 2021 at 09:25 AM

Data in this report are provisional and subject to change.

The numbers in the table below represent the number of Florida and non-Florida residents for whom test results were received by the Department of Health. A person can be tested by more than one laboratory and can have both positive and negative results. **Therefore, the sum of the numbers in each column will be larger than the total number of people tested.**

Reporting lab	Inconclusive	Negative	Positive	Percent positive	Total
MORRIS PARK URGENT CARE		19	3	14%	22
MARATHON HEALTH FOR LIFE		19	3	14%	22
MINUTECLINIC DIAGNOSTIC PA		19	3	14%	22
MEDEXPRESS URGENT CARE - TIMBERLAKE		19	3	14%	22
GUARDANT HEALTH		16	6	27%	22
GAMMA DIAGNOSTIC LAB LLC			22	100%	22
CVS MINUTE CLINIC DIAGNOSTIC OF TEXAS LLC		17	4	19%	21
HELIX DIAGNOSTICS			21	100%	21
JEFFERSON K-12, A SOMERSET SCHOOL- CLINIC		17	4	19%	21
POINT OF CARE CLINICS PRIMARY CARE		20	1	5%	21
BARTON FAMILY PRACTICE		10	11	52%	21
ST JUDE CHILDRENS RESEARCH HOSPITAL		21			21
MINUTECLINIC, LLC #4507		19	2	10%	21
ADVENTHEALTH MEDICAL GROUP PEDIATRICS AT		4	17	81%	21
HARLEM HOSPITAL CENTER		20	1	5%	21
NONA PEDIATRIC CENTER		15	6	29%	21
PEDIATRIC ASSOCIATES PA		17	4	19%	21
GRACE WELLNESS CENTER		8	13	62%	21
ORANGE PARK PEDIATRIC ASSOCIATES		10	11	52%	21
INTERNATIONAL MEDICAL LABORATORY INC		21			21
RHODE ISLAND DEPARTMENT OF HEALTH			21	100%	21
ROCKLEDGE FAMILY HEALTH			21	100%	21
ECHELONDX		21			21
SOMA MEDICAL CENTER, PA #4 FLORIDA MANGO		1	20	95%	21
COLUMBIA MEMORIAL HOSPITAL		21			21
CARENOW URGENT CARE-BRENTWOOD		15	6	29%	21
CLEVELAND CLINIC FLORIDA		1	20	95%	21
CITY OF SANFORD EMPLOYEE HEALTH AND		20	1	5%	21
THE VILLAGES HEALTH		12	9	43%	21
PREMIUM HEALTH CARE			21	100%	21
TENNESSEE DEPARTMENT OF HEALTH		15	6	29%	21
CLINICAL PATHOLOGY LABORATORIES SOUTHEAST			21	100%	21
MINUTECLINIC DIAGNOSTIC OF TEXAS LLC		19	2	10%	21
WACO HHSSURGEWACO	1	17	3	14%	21
UPMC CHAUTAUQUA AT WCA LABORATORY		20	1	5%	21
ADVENT HEALTH - KISSIMMEE		6	15	71%	21
Citymd Of Lacey		18	3	14%	21
SHELBY BAPTIST MEDICAL CENTER		16	5	24%	21
MINUTECLINIC DIAGNOSTIC OF RHODE ISLAND, LLC #590		20	1	5%	21
CITY OF CLEARWATER EMPLOYEE HEALTH CENTER		10	11	52%	21
REVA INC		17	4	19%	21
HEALTHY MINORS, LLC.		20	1	5%	21
GOOD SAMARITAN MEDICAL CENTER			21	100%	21
THRIF-T DRUGS INC		19	2	10%	21
ARDEN COURTS OF WINTER SPRINGS		18	3	14%	21
WINTER PARK FAMILY PRACTICE LLC		17	4	19%	21
CONNECTDX		6	15	71%	21

COVID-19: testing by laboratory

Data through May 2, 2021 verified as of May 3, 2021 at 09:25 AM

Data in this report are provisional and subject to change.

The numbers in the table below represent the number of Florida and non-Florida residents for whom test results were received by the Department of Health. A person can be tested by more than one laboratory and can have both positive and negative results. **Therefore, the sum of the numbers in each column will be larger than the total number of people tested.**

Reporting lab	Inconclusive	Negative	Positive	Percent positive	Total
NAVAL MEDICAL CENTER SAN DIEGO			21	100%	21
PRIMECARE OF DOTHAN-DALEVILLE CLINIC		16	5	24%	21
ESTATES MEDICAL CENTER		12	9	43%	21
MCWHORTER SCHOOL OF PHARMACY		20			20
ADVENTHEALTH MEDICAL GROUP	1	13	6	30%	20
CARESPOT OF NOCATEE		1	19	95%	20
THE CANOPY AT HARPER LAKE	1		19	95%	20
KIDSWOOD PEDIATRICS CORP		6	14	70%	20
COMMUNITY HOME HEALTH CARE		20			20
ADVENTIST HEALTH SYSTEM		16	4	20%	20
MEDICAL EXPRESS CORP		18	2	10%	20
BROOKDALE MANDARIN CENTRAL		7	13	65%	20
STATEN ISLAND UNIVERSITY HOSPITAL		19	1	5%	20
FAMILY CARE CYPRESS CREEK		1	19	95%	20
MINUTECLINIC DIAGNOSTIC OF TN PC #566		16	4	20%	20
AUBURN COMMUNITY HOSPITAL		18	2	10%	20
SHIELDT3 LLC		20			20
WINSHIPS PHARMACY INC		20			20
PROFESSIONAL PARK PEDIATRICS PA			20	100%	20
REDITUS LABORATORIES			20	100%	20
FIRST CHOICE PEDIATRICS WINTER SPRINGS		15	5	25%	20
Floral Health and Rehabilitation, LLC		19	1	5%	20
BAY PEDIATRICS PA		18	2	10%	20
LAKE WORTH MANOR		19	1	5%	20
FORT WALTON BEACH DEVELOPMENTAL CENTER		19	1	5%	20
ANYTIME LAB, LLC		18	2	10%	20
PONCE PLAZA NURSING & REHAB CENTER		4	16	80%	20
GOOD SAMARITAN SOCIETY OF DAYTONA		16	4	20%	20
ODYSSEY HEALTHCARE OF MARION COUNTY, LLC		19	1	5%	20
ORLANDO FAMILY PHYSICIANS INC		14	6	30%	20
PRIMARY CARE MEDICINE	1	13	6	30%	20
MINUTECLINIC, LLC #1586		14	6	30%	20
MINUTECLINIC DIAGNOSTIC OF MICHIGAN PC		19	1	5%	20
DEPT OF VA MEDICAL CENTER - BAY PINES			20	100%	20
BEST MEDICAL CENTER		11	9	45%	20
TGH MEDICAL GROUP LABORATORY CARROLLWOOD			20	100%	20
URGENT TEAM		17	3	15%	20
BROWNE MEDICAL		18	2	10%	20
VIERA FAMILY MEDICINE AND WELLNESS		16	4	20%	20
CVS HEALTH, #3396		18	2	10%	20
BAPTIST MEDICAL GRP URGENT CARE & OCC HEALTH AIRPO		20			20
CONSOLIDATED LAB SERVICES		10	10	50%	20
MINUTE CLINIC		2	18	90%	20
ST ANTHONY'S HOSP PATIENT CARE SERVICE			20	100%	20
GRAND VILLA OF PALM COAST		20			20
MAIMONIDES MEDICAL CENTER		16	3	16%	19
ROBERT WOOD JOHNSON UNIVERSITY HOSP		17	2	11%	19

COVID-19: testing by laboratory

Data through May 2, 2021 verified as of May 3, 2021 at 09:25 AM

Data in this report are provisional and subject to change.

The numbers in the table below represent the number of Florida and non-Florida residents for whom test results were received by the Department of Health. A person can be tested by more than one laboratory and can have both positive and negative results. **Therefore, the sum of the numbers in each column will be larger than the total number of people tested.**

Reporting lab	Inconclusive	Negative	Positive	Percent positive	Total
ROYAL PALM MEDICAL GROUP, INC		19			19
MICHELLE S PAGE MD PA		18	1	5%	19
MINUTECLINIC INCORPORATE, LLC		16	3	16%	19
JOHNS HOPKINS MEDICAL LABORATORIES		1	18	95%	19
BRIDGEWAY HEALTH CLINICS INC			19	100%	19
ST CATHERINE OF SIENA HOSPITAL		17	2	11%	19
ROBINSON FAMILY CLINIC PA		10	9	47%	19
ASHRAF MEDICAL GROUP PLLC DBA PULSE M		18	1	5%	19
ST. JUDES LABORATORIES		13	6	32%	19
STONE WASH CLINICAL LABORATORIES		2	17	89%	19
MC DIAGNOSTIC OF CONNECTICUT, PC #1960		19			19
CLINIC OF PEDIATRICS & GI MEDICINE INC		1	18	95%	19
CARESPOT EXPRESS HEALTHCARE			19	100%	19
EMERALD COAST HOSPICE - CRESTVIEW		19			19
FLORIDA COMMUNITY HEALTH CENTER OF ST. LUCIE		1	18	95%	19
INTEGRATED REGIONAL LABORATORIES - LARGO			19	100%	19
OCEAN REEF MEDICAL CENTER, LLC			19	100%	19
ABC PEDIATRICS OF PORT ST LUCIE		17	2	11%	19
NO NAME		8	11	58%	19
ALL PEDIATRIC CARE			19	100%	19
AURORA UNIVERSITY WELLNESS CENTER		19			19
MINUTE CLINIC DIAGNOSTIC OF TN PC #64		18	1	5%	19
NANO HEALTH ASSOCIATES LLC		19			19
JACKSON NORTH MEDICAL CENTER		2	17	89%	19
URGENT CARE & FAMILY PRACTICE CENTER			19	100%	19
INTEGRATED FAMILY MEDICAL CENTER			19	100%	19
FLORIDA HOSPITAL WINTER GARDEN		15	4	21%	19
ELTINGVILLE CIRCLE URGENT CARE		18	1	5%	19
BAPTIST MEMORIAL HEALTH CARE		17	2	11%	19
BAYVIEW MEDICAL		19			19
CLERMONT ADVENTHEALTH CENTRA CARE		1	18	95%	19
ANYLABTESTNOW		6	13	68%	19
COLLEGE POINT URGENT CARE		16	3	16%	19
SEVEN RIVERS REGIONAL MEDICAL CENTER		5	14	74%	19
REGENCY SQUARE MALL - SEARS		3	16	84%	19
LAB INTERMARKET FACILITY LAB		1	18	95%	19
CORNER OAK ESTATE LLC		19			19
FOX FAMILY PRACTICE		19			19
CARE POINT HEALTH & WELLNESS CENTER		19			19
MED HEALTH SERVICES		18	1	5%	19
MD PLUS URGENT CARE, LLC			19	100%	19
CITY OF LAKE MARY EMPLOYEE HEALTH CENTER		16	3	16%	19
VALLEY IMMEDIATE CARE		16	3	16%	19
VALHALLA MEDICS		19			19
CAREHERE- LCS LEESBURG			19	100%	19
MONROE COUNTY DETENTION CENTER			19	100%	19
CVS MINUTE CLINIC DIAGNOSTIC OF TEXAS, LLC		15	4	21%	19

COVID-19: testing by laboratory

Data through May 2, 2021 verified as of May 3, 2021 at 09:25 AM

Data in this report are provisional and subject to change.

The numbers in the table below represent the number of Florida and non-Florida residents for whom test results were received by the Department of Health. A person can be tested by more than one laboratory and can have both positive and negative results. **Therefore, the sum of the numbers in each column will be larger than the total number of people tested.**

Reporting lab	Inconclusive	Negative	Positive	Percent positive	Total
LOVING CARE OF THE TREASURE COAST LLC	1	13	5	26%	19
STAT MEDICAL CLINIC III INC		13	6	32%	19
BIOREFERENCE LABORATORIES		7	12	63%	19
WALGREEN EASTERN CO, INC		18			18
PPD - IXLAYER		17	1	6%	18
IONA COLLEGE HEALTH & WELLNESS CENTER		18			18
ADVENT HEALTH - WINTER HAVEN		8	10	56%	18
INTERMOUNTAIN CENTRAL LAB		1	17	94%	18
MI CASA DORADA ASSISTED LIVING FACILIT		18			18
ASCENSION ST VINCENT'S PRIMARY CARE		1	17	94%	18
MINUTECLINIC, LLC, DBA MINUTECLINIC #6		16	2	11%	18
CLEVELAND CLINIC			18	100%	18
UM MILLER SCHOOL OF MEDICINE			18	100%	18
TENDER CARE ALF		18			18
MC DIAGNOSTIC OF CONNECTICUT, PC #775		17	1	6%	18
Terrace of Jacksonville		3	15	83%	18
DR PHILLIPS MEDICAL WELLNESS CENTER		13	5	28%	18
CVS MINUTE CLINIC DIAGNOSTIC OF WISCONSIN		18			18
MARION COUNTY HEALTH DEPARTMENT		17	1	6%	18
CRANES VIEW LODGE			18	100%	18
BERGEN NEW BRIDGE M		16	2	11%	18
TPCA CLINICAL LABORATORIES		15	3	17%	18
XPRESS WELLNESS URGENT CARE			18	100%	18
CABOT RESERVE ON THE GREEN		18			18
MEDEXPRESS URGENT CARE - ROBINSON TWP, STEUBENVILLE PIKE		16	2	11%	18
AVALON FAMILY RESORT ASSISTED LIVING LLC		18			18
MINUTECLINIC DIAGNOSTIC OF SC, LLC #2		14	4	22%	18
OSCEOLA ALF OPERATOR, LLC DBA□		18			18
MEDLAB INC		18			18
FORT HAMILTON URGENT CARE		18			18
URGENT CARE AT LONGWOOD			18	100%	18
PRATTVILLE BAPTIST HOSPITAL		14	4	22%	18
GENERAL INTERNAL MEDICINE MEDICAL CTR CLINIC		13	5	28%	18
DAVID LAWRENCE CENTER INC		16	2	11%	18
AURORA DIAGNOSTICS		6	12	67%	18
MEDEXPRESS URGENT CARE LEWISBURG		17	1	6%	18
BAY COUNTY HEALTH DEPARTMENT		14	4	22%	18
MINUTECLINIC #8699		14	4	22%	18
MOORINGS PARK OAKSTONE AT GREY OAKS		17	1	6%	18
CVS PHARMACY		1	17	94%	18
MADISON CORE LABORATORIES		17	1	6%	18
BROOKDALE ST AUGUSTINE		1	17	94%	18
BRONSON FIRE DEPARTMENT		18			18
SANTA ROSA COUNTY JAIL - WELLPATH			18	100%	18
107TH PLACE GROUP HOME		18			18
MEDEXPRESS URGENT CARE, MOON TOWNSHIP		17	1	6%	18
WELLINGTON FAMILY PRACTICE		13	4	24%	17

COVID-19: testing by laboratory

Data through May 2, 2021 verified as of May 3, 2021 at 09:25 AM

Data in this report are provisional and subject to change.

The numbers in the table below represent the number of Florida and non-Florida residents for whom test results were received by the Department of Health. A person can be tested by more than one laboratory and can have both positive and negative results. **Therefore, the sum of the numbers in each column will be larger than the total number of people tested.**

Reporting lab	Inconclusive	Negative	Positive	Percent positive	Total
BROOKDALE CROWN POINT			17	100%	17
SARASOTA MEDICAL CENTER		6	11	65%	17
MINUTECLINIC DIAGNOSTIC OF TN PC #643		13	4	24%	17
BLOUNT MEMORIAL HOSPITAL		14	3	18%	17
CVS MINUTE CLINIC DIAGNOSTIC PA		13	4	24%	17
MASSACHUSETTS GENERAL HOSPITAL		1	16	94%	17
CARE NOW, INC		13	4	24%	17
ALBIBI		1	16	94%	17
PALATKA VA CBOC		16	1	6%	17
SOMA MEDICAL CENTER PA			17	100%	17
MIRIMUS INC		1	16	94%	17
HEALTHCARE NOW			17	100%	17
CVS MINUTE CLINIC DIAGNOSTIC MED GRP OF CA		17			17
MEDEXPRESS URGENT CARE - LAFAYETTE		16	1	6%	17
KIDS CARE PEDIATRICS PA			17	100%	17
MONTEFIORE ST LUKE'S CORNWALL HOSPITAL		13	4	24%	17
COMMUNITY HEALTH OF SOUTH FLORIDA INC			17	100%	17
FRUITVILLE URGENT CARE			17	100%	17
DIEGO FALLON MD PA		6	11	65%	17
ADVENT HEALTH - ZEPHYRHILLS			17	100%	17
PARRISH HEALTH CENTER		14	3	18%	17
IXI WELLNESS DALLAS, LLC		17			17
TGH URGENT CARE - WESTCHASE			17	100%	17
MINUTECLINIC DIAGNOSTIC OF TN PC #6415		13	4	24%	17
ESTATES MEDICAL CENTER INC		4	13	76%	17
URGENT CARE WEST CLINIC		14	3	18%	17
LYNN KEEFE, MD PEDIATRICS		14	3	18%	17
GENETIC TECHNOLOGICAL INNOVATIONS			17	100%	17
GENOTOX LABORATORIES		14	3	18%	17
BAY BREEZE HEALTH AND REHABILITATION CENTER		9	8	47%	17
MARCO DRUGS AND COMPOUNDING		13	4	24%	17
UC HEALTH UNIVERSITY HOSPITAL		14	3	18%	17
STARLING AT NOCATEE			17	100%	17
KIMBERLY J HENDERSON MD PC		16	1	6%	17
ST JOSEPH HOSPITAL		16	1	6%	17
UNIVERSITY LAB			17	100%	17
WELLSTAR NORTH FULTON HOSPITAL LABORAT		16	1	6%	17
RIVERSIDE MEDICAL GROUP		16	1	6%	17
CALLAWAY CLINIC		12	5	29%	17
CVS NC2357POCT HUNTERSVILLE		15	2	12%	17
YORKVILLE PEDIATRIC URGENT CARE		17			17
EAR NOSE & THROAT ASSOCIATES OF MANATEE PA		17			17
UVMC MICROBIOLOGY		16	1	6%	17
UNIVERSITY OF ALABAMA - FUNGAL REFERENCE LABORATORY		12	5	29%	17
FLORIDA KEYS CONCIERGE MEDICINE, LLC		15	2	12%	17
SAVANNAH STATE UNIVERSITY, COUNSELING		17			17
RESOLVE MOLECULAR DIAGNOSTICS		13	4	24%	17

COVID-19: testing by laboratory

Data through May 2, 2021 verified as of May 3, 2021 at 09:25 AM

Data in this report are provisional and subject to change.

The numbers in the table below represent the number of Florida and non-Florida residents for whom test results were received by the Department of Health. A person can be tested by more than one laboratory and can have both positive and negative results. **Therefore, the sum of the numbers in each column will be larger than the total number of people tested.**

Reporting lab	Inconclusive	Negative	Positive	Percent positive	Total
MEDEXPRESS URGENT CARE- MARYLAND		14	3	18%	17
URGENT CARE OF NEW YORK		16	1	6%	17
COMPREHENSIVE CHILDCARE ASSOCIATES		9	8	47%	17
PRIMARY CARE WALK IN CLINIC PLLC			17	100%	17
INN AT LAKE SEMINOLE SQUARE, THE		17			17
COAST MED URGENT CARE		16	1	6%	17
MINUTECLINIC DIAGNOSTIC OF OKLAHOMA		14	3	18%	17
DAYTONA BEACH OPC		15	2	12%	17
MINUTE CLINIC DIAGNOSTIC OF SOUTH CAROLINA		13	4	24%	17
BRYAN WHITFIELD MEMORIAL HOSPITAL		12	5	29%	17
CVS MINUTE CLINIC DIAGNOSTIC OF VIRGINIA		17			17
NORTHSIDE HOSPITAL DULUTH		14	3	18%	17
GOOD SAMARITAN SOCIETY		16			16
INFEXIONSHIELD INC.		16			16
PROMEDICA LABORATORIES		11	5	31%	16
INTERNAL MEDICINE ASSOCIATES & SPECIALTIES INC		15	1	6%	16
FLORIDA MEDICAL ASSOCIATES LLC		9	7	44%	16
HODGES CLUSTER		2	14	88%	16
NORTHWEST FLORIDA ENT, PA		5	11	69%	16
LILY'S PROMISE AL#12775		16			16
URGENT CARE CLINIC OF LINCOLN		14	2	13%	16
MILLENNIUM PHYSICIAN GRP LLC NAPLES PINE RIDGE			16	100%	16
LAKEVIEW HEALTH SYSTEMS			16	100%	16
JOSEPH MIGNOGNA		13	3	19%	16
NOVANT HEALTH GOHEALTH URGENT CARE-HARRISBURG		8	8	50%	16
SELECT PHYSICIANS ALLIANCE		16			16
UNIVERSITY OF MIAMI MILLER SCHOOL			16	100%	16
TINA'S ASSISTED LIVING FACILITY CORP		16			16
KAILOS GENETICS INC		13	3	19%	16
KETAMINE HEALTH CENTERS AT BONITA SPRINGS, LLC		16			16
Heartland Healthcare Center Boca Raton		2	14	88%	16
SRMC AVALON		9	7	44%	16
HUDSON VALLEY HOSPITAL CENTER LABORATORY		15	1	6%	16
MEDICINE AT LONGWOOD		16			16
CENTRAL JERSEY URGENT CARE OF EATONTOW		15	1	6%	16
WELLSTAR COBB HOSPITAL		14	2	13%	16
XERA MED RESEARCH			16	100%	16
BONIFAY NURSING AND REHABILITATION CENTER			16	100%	16
LEHIGH VALLEY HOSPITAL		3	13	81%	16
ST JOSEPHS HOSP OF ATLANTA/CLINIC LAB		14	2	13%	16
COMMUNITY CARE CENTER□		15	1	6%	16
RICH STREET GROUP HOME		9	7	44%	16
ST AUGUSTINE PLANTATION		1	15	94%	16
Lab MSMC Hialeah			16	100%	16
UNAVAILABLE/UNKNOWN/NO INFORMATION FOUND			16	100%	16
PRO HEALTH FAMILY PHYSICIANS, NYSTROM		16			16
PRESBYTERIAN MEDICAL SERVICES		16			16

COVID-19: testing by laboratory

Data through May 2, 2021 verified as of May 3, 2021 at 09:25 AM

Data in this report are provisional and subject to change.

The numbers in the table below represent the number of Florida and non-Florida residents for whom test results were received by the Department of Health. A person can be tested by more than one laboratory and can have both positive and negative results. **Therefore, the sum of the numbers in each column will be larger than the total number of people tested.**

Reporting lab	Inconclusive	Negative	Positive	Percent positive	Total
ALL FLORIDA FAMILY & SPORTS MEDICINE		15	1	6%	16
SURGERY CENTER OF CORAL GABLES LLC,THE		12	4	25%	16
HAWTHORNE INN OF LAKELAND		16			16
SONORA QUEST LABORATORIES			16	100%	16
HUNTINGTON URGENT CARE		15	1	6%	16
DAVITA DIALYSIS		4	12	75%	16
MINUTECLINIC DIAGNOSTIC OF VIRGINIA, LLC #1416		15	1	6%	16
BVL PEDIATRICS		14	2	13%	16
FAST TRACK URGENT CARE CENTER - TYRONE			16	100%	16
INDIANA STATE DEPARTMENT OF HEALTH		1	15	94%	16
WALGREENS #07936		15	1	6%	16
PANAMA CITY VITAS HOSPICE		16			16
TMH FSU RAPID LABORATORY		2	14	88%	16
MINNEOLA PLACE A HOMEBRIDGE COMMUNITY		16			16
SUFFRIDGE DRIVE GROUP HOME		16			16
NORTHWEST FLORIDA SLEEP		1	15	94%	16
NEMOURS CHILDREN'S URGENT			16	100%	16
OKEECHOBEE HEALTHCARE FACILITY			16	100%	16
MORTON PLANT MEASE			16	100%	16
CRUCIAL CARE		10	6	38%	16
TOXUSALABS DBA CONNECTDX LABS		13	3	19%	16
JS HEALTHCARE INC		16			16
NORTHERN WESTCHESTER HOSPITAL LABORATORY		14	2	13%	16
LAKE NONA MEDICAL SERVICE LLC		13	2	13%	15
HEALTH MED HOME CARE, LLC		15			15
CVS TX8321POCT MCKINNEY		15			15
FAMILY CARE			15	100%	15
FAMILY CARE CENTER OF ARLINGTON		10	5	33%	15
CVS MINUTE CLINIC, LLC		13	2	13%	15
DELIVER MY MEDS CORP		15			15
MC DIAGNOSTIC OF CONNECTICUT PC #459		15			15
MINUTE-CLINIC DIAGNOSTIC OF VIRGINIA, LLC #2003		12	3	20%	15
PATHLINE			15	100%	15
GADSDEN REGIONAL MEDICAL CENTER		15			15
MINUTE CLINIC DIAGNOSTIC MED GRP		14	1	7%	15
BAPTIST MEDICAL CENTER EAST		11	4	27%	15
MC DIAGNOSTIC OF CONNECTICUT , PC # 3		13	2	13%	15
CUSTEAD CARE CENTER HAVEN HOSPICE		12	3	20%	15
LEE MEMORIAL HEALTH SYSTEM D/B/A		13	2	13%	15
GNT ASSOCIATES		14	1	7%	15
FLORIDA DEPARTMENT OF HEALTH IN HILLSBOROUGH COUNTY		1	14	93%	15
TIFT REGIONAL HEALTH SYSTEM, INC		15			15
OPTIONS FOR SENIORS INC DBA PALM KREST MANOR		12	3	20%	15
Atlanta VAMC		10	5	33%	15
NOVALIFE MEDSPA			15	100%	15
VERO DIAGNOSTICS		14	1	7%	15
MILTON 4707		15			15

COVID-19: testing by laboratory

Data through May 2, 2021 verified as of May 3, 2021 at 09:25 AM

Data in this report are provisional and subject to change.

The numbers in the table below represent the number of Florida and non-Florida residents for whom test results were received by the Department of Health. A person can be tested by more than one laboratory and can have both positive and negative results. **Therefore, the sum of the numbers in each column will be larger than the total number of people tested.**

Reporting lab	Inconclusive	Negative	Positive	Percent positive	Total
ST LUKES ROOSEVELT LABORATORY		12	3	20%	15
MINUTECLINIC DIAGNOSTIC OF RHODE ISLAND		12	3	20%	15
VIGILINT HEALTHCARE		13	2	13%	15
SKIN WELLNESS PHYSICIANS LLC		15			15
Astoria Health and Rehab		15			15
CVS CA9715POCT THOUSAND OAKS		15			15
WELLMED AT PORT ST LUCIE WEST		10	5	33%	15
LAKE CO SCHOOLS EMPLOYEE HEALTH & WELLNESS CENTER	1	11	3	20%	15
MEDI-DRUG INC		13	2	13%	15
UNIVERSITY HOSPITAL UC HEALTH		11	4	27%	15
PROMUS DIAGNOSTICS, LLC			15	100%	15
CIMA MEDICAL CENTER		14	1	7%	15
MINUTECLINIC DIAG OF IND, LLC #6697		14	1	7%	15
BROOKLYN HOSPITAL CENTER DOWNTOWN CAMPUS		15			15
CVS NY491POCT JACKSON HEIGHTS		15			15
OPIS ISLAND LAKE CENTER		13	2	13%	15
STATEN ISLAND UNIVERSITY HOSPITAL SEGUINE AVE		12	3	20%	15
BAPTIST PRIMARY CARE PONTE VEDRA		9	6	40%	15
HAVEN HOSPICE IN CHIEFLAND		9	6	40%	15
SINAI HOSPITAL OF BALTIMORE		15			15
BESSENT ROAD GROUP HOME		15			15
MC DIAGNOSTIC OF CONNECTICUT, PC #1966		15			15
NORTH COUNTRY FAMILY HEALTH CENTER INC		15			15
TELEVISIT MALABAR PEDIATRICS		5	10	67%	15
CARENOW URGENT CARE-WEST END		10	5	33%	15
PREMIER LABORATORY SERVICES, LLC		5	10	67%	15
CARENOW URGENT CARE-DONELSON		12	3	20%	15
MEDLAB ASSOCIATES LLC		15			15
ORLANDO HEALTH		2	13	87%	15
DIATHERIX		13	2	13%	15
PROHEALTH CARE ASSOCIATES MOBILE		12	3	20%	15
MIAMI BEACH MEDICAL GROUP LLC			15	100%	15
CARDIOTHORACIC SURGERY OF HYDE PARK			15	100%	15
AJU GEORGE MD PA			15	100%	15
EASTLAKE PEDIATRICS - TRINITY		15			15
MINUTE CLINIC LLC #5733		15			15
HOLLEY-NAVARRE MEDICAL CLINIC		5	10	67%	15
MEADOWCREST MOLECULAR DIAGNOSTICS, LLC			15	100%	15
WALK IN URGENT CARE			15	100%	15
OAKMONTE VILLAGE OF DAVIE			15	100%	15
LONG ISLAND JEWISH VALLEY STREAM		14	1	7%	15
Hackensack Umc Mountainside		13	1	7%	14
SOUTHEASTERN UNIVERSITY INC		14			14
NEW YORK PRESBYTERIAN - LOWER MANHATTAN		14			14
CVS HEALTH MINUTE CLINIC		1	13	93%	14
FG RAPID RESULTS LLC		8	6	43%	14
INHEALTH LIFE SCIENCES		6	8	57%	14

COVID-19: testing by laboratory

Data through May 2, 2021 verified as of May 3, 2021 at 09:25 AM

Data in this report are provisional and subject to change.

The numbers in the table below represent the number of Florida and non-Florida residents for whom test results were received by the Department of Health. A person can be tested by more than one laboratory and can have both positive and negative results. **Therefore, the sum of the numbers in each column will be larger than the total number of people tested.**

Reporting lab	Inconclusive	Negative	Positive	Percent positive	Total
ATMORE NURSING CENTER		13	1	7%	14
MED TECH SERVICES OF PALM BEACH INC		14			14
RIVERSIDE COTTAGES AT THE SHORES, LLC			14	100%	14
PT&J REHAB - VILLAGE OF ROYAL PALM BEACH		12	2	14%	14
CVS NC187POCT CHARLOTTE		13	1	7%	14
METHODIST MEDICAL CENTER		11	3	21%	14
ST CLOUD MEDICAL GROUP		12	2	14%	14
IGENEX INC		14			14
ACCESS HOME HEALTH OF FLORIDA LLC		14			14
TAPESTRY TALLAHASSEE WALDEN		14			14
TLC FAMILY CARE HOME INC		14			14
The Evangelical Lutheran Good Samaritan Society		14			14
CITY OF WEST PALM BEACH EMPLOYEE & FAMILY HEALTH		14			14
HORIZON MEDICAL GROUP		12	2	14%	14
MELBOURNE FAMILY PRACTICE		12	2	14%	14
LIFE'S SPECIAL MOMENTS INC		14			14
SOMA MEDICAL CENTER, P.A.			14	100%	14
LUCID DIAGNOSTICS LABS			14	100%	14
ALAN L MELOTEK MD		14			14
MHHS All Lab Subsection		14			14
ADVICE FOR OPTIMAL WELLNESS		11	3	21%	14
Solaris Healthcare Pensacola			14	100%	14
TALLAHASSEE PRIMARY CARE ASSOCIATES PA		12	2	14%	14
MONTEFIORE MEDICAL CENTER LABORATORIES - WEILER		10	4	29%	14
WESTERN NEW YORK IMMEDIATE MEDICAL CAR		13	1	7%	14
HAVEN HOSPICE			14	100%	14
BOCA SIMON		2	12	86%	14
SOUTHEASTERN LABORATORY			14	100%	14
MINUTECLINIC DIAGNOSTIC OF TN, PC 6438		12	2	14%	14
FAMILY MEDICINE OF WESTON LLC		6	8	57%	14
MARCO ISLAND MEDICAL CENTER		7	7	50%	14
ALASKA PUBLIC HEALTH LAB		1	13	93%	14
POLK CHD BARTOW		13	1	7%	14
MINUTE CLINIC OF KANSAS PA		8	6	43%	14
Crestwood Nursing Center		7	7	50%	14
MINUTECLINIC, LLC, DBA MINUTECLINIC #2		12	2	14%	14
DESOTO HEALTH AND REHAB LLC		9	5	36%	14
PARROTT MEDICAL CLINIC			14	100%	14
BAPTIST HEALTH			14	100%	14
DYNAMIC DNA LAB		1	13	93%	14
MONTEFIORE NYACK HOSPITAL AFFILIATED LABORATORY		13	1	7%	14
FAMILY PRACTICE ON THE GO		6	8	57%	14
SARASOTA - ROBERT L TAYLOR COMMUNITY CENTER□		1	13	93%	14
SIGMUND LABS LLC		14			14
HEALTHFIRST ADVENT HEALTH CENTRA CARE COCOA BEACH			14	100%	14
NORTHSIDE HOSPITAL FORSYTH		12	2	14%	14
MC DIAGNOSTIC OF CONNECTICUT, PC # 257		13	1	7%	14

COVID-19: testing by laboratory

Data through May 2, 2021 verified as of May 3, 2021 at 09:25 AM

Data in this report are provisional and subject to change.

The numbers in the table below represent the number of Florida and non-Florida residents for whom test results were received by the Department of Health. A person can be tested by more than one laboratory and can have both positive and negative results. **Therefore, the sum of the numbers in each column will be larger than the total number of people tested.**

Reporting lab	Inconclusive	Negative	Positive	Percent positive	Total
COVANCE CENTRAL LABORATORY		1	13	93%	14
UNIVERSITY HOSPITALS OF CLEVELAND		8	6	43%	14
MIRACLE ALF INC		14			14
MINUTECLINIC DIAGNOSTIC OF GEORGIA, LL		11	3	21%	14
CVS GA2108POCT NORCROSS		11	3	21%	14
SUMMIT ATLANTIC SURGERY CENTER		14			14
CVS TN5639POCT FARRAGUT		11	3	21%	14
NORTHWESTERN MEMORIAL HOSPITAL			14	100%	14
ARNOT OGDEN MEDICAL CENTER LABORATORY		14			14
QUEENS UNIVERSITY OF CHARLOTTE		14			14
MEDEXPRESS URGENT CARE - BENTON HARBOR		14			14
EPIPHANY HEALTH		8	6	43%	14
MADISON COUNTY HEALTH DEPARTMENT		7	7	50%	14
STEWART MELBOURNE HOSPITAL, INC	1		13	93%	14
NIGHT OWL PEDIATRICS URGENT CARE			14	100%	14
MEDI PARTNERS OF S FLORIDA LLC		14			14
ST JOSEPH WOMENS HOSPITAL			14	100%	14
MINUTECLINIC DIAGNOSTIC OF TN, PC 4992		14			14
BELLEVUE HOSPITAL CENTER DEPARTMENT		14			14
WALGREENS #06416		13	1	7%	14
CROSS CARE CENTER			13	100%	13
CVS HEALTH, #2043		13			13
MINUTE CLINIC DIAGNOSTIC OF SC, LLC #42		12	1	8%	13
St Joseph's Hospital & Medical Center		12	1	8%	13
Sunnyside Care Center		13			13
MINUTE CLINIC LLC #6765		13			13
MEYER PEDIATRICS CHTD		11	2	15%	13
MINUTECLINIC, LLC, MINUTECLINIC #7637		11	2	15%	13
MINUTE CLINIC LLC #2775		12	1	8%	13
ESCAMBIA COMMUNITY CLINIC		2	11	85%	13
CORAL LANDING ASSISTED LIVING		11	2	15%	13
MAINSTREET FAMILY SELECT		1	12	92%	13
MY WELLNESS EXPRESS			13	100%	13
SANDGATE GARDENS REHAB & NURSING CENTER		3	10	77%	13
SOUTHEAST FAMILY HEALTHCARE CENTER			13	100%	13
SUNCOAST COMMUNITY HEALTH CENTERS INC		3	10	77%	13
OWL NOW URGENT CARE		5	8	62%	13
CULINARY INSTITUTE OF AMERICA STUDENT	3	10			13
MINUTECLINIC DIAGNOSTIC OF NEW MEXICO		13			13
MEDEXPRESS URGENT CARE - CHRISTIANBURG		9	4	31%	13
CVS MINUTE CLINIC DIAG OF IND, LLC #6549		12	1	8%	13
AVALON MEDICAL WALK IN CLINIC			13	100%	13
SOMA MEDICAL CENTER PA #4			13	100%	13
COMPASS URGENT CARE		8	5	38%	13
ORCHID COVE		3	10	77%	13
GLENBROOKE AT PALM BAY			13	100%	13
MERCY MEDICAL CENTER		6	7	54%	13

COVID-19: testing by laboratory

Data through May 2, 2021 verified as of May 3, 2021 at 09:25 AM

Data in this report are provisional and subject to change.

The numbers in the table below represent the number of Florida and non-Florida residents for whom test results were received by the Department of Health. A person can be tested by more than one laboratory and can have both positive and negative results. **Therefore, the sum of the numbers in each column will be larger than the total number of people tested.**

Reporting lab	Inconclusive	Negative	Positive	Percent positive	Total
MOODY MANOR		13			13
EAR NOSE AND THROAT ASSOCIATES OF MANATEE, P.A.		10	3	23%	13
MEDEXPRESS URGENT CARE MONACA		13			13
MEDEXPRESS URGENT CARE-ALTOONA		11	2	15%	13
FLORIDA STATE HOSPITAL			13	100%	13
WALGREENS #04176		10	3	23%	13
THE PLAZA AT PARKSQUARE		13			13
ROCKLEDGE		3	10	77%	13
PARKWEST MEDICAL CENTER		11	2	15%	13
CONSULATE HEALTH CARE OF PENSACOLA			13	100%	13
NATIONAL GENETICS INST LABCORP		4	9	69%	13
MINUTE CLINIC, LLC #4650		11	2	15%	13
GULF COAST MEDICAL GROUP		5	8	62%	13
WORLD WRESTLING ENTERTAINMENT			13	100%	13
MEDLABS DIAGNOSTICS		11	2	15%	13
AVENTURA HOSPITAL AND MEDICAL CENTER			13	100%	13
BARRANCO CLINIC,THE	3	9	1	8%	13
CLINICAL LABORATORY SERVICES			13	100%	13
IN-OFFICE LAB		12	1	8%	13
ST CLOUD COMPOUNDING PHARMACY & WELLNESS CENTER		12	1	8%	13
VALDOSTA FAMILY MEDICINE		1	12	92%	13
Signature Healthcare of Savannah		13			13
SHELBY COUNTY HEALTH CARE CORPORATION		10	3	23%	13
CVS MINUTE CLINIC DIAGNOSTIC PA #3060		11	2	15%	13
ACM MEDICAL LABORATORY ALLIANCE		10	3	23%	13
CVS MINUTE CLINIC DIAGNOSTIC OF TN #3293		12	1	8%	13
AFC URGENT CARE - CEDAR GROVE		11	2	15%	13
BENNETT PEDIATRICS		13			13
MINUTECLINIC, LLC, DBA MINUTECLINIC #6106		11	2	15%	13
PHELPS HOSPITAL LABORATORY		11	2	15%	13
URGENT MEDICAL CENTER INC		5	8	62%	13
MINUTECLINIC LLC (1435)		12	1	8%	13
BROOKDALE DELAND			13	100%	13
MINUTE CLINIC LLC #5706		11	2	15%	13
MINUTECLINIC, LLC #1492		13			13
CVS TN2179POCT MURFREESBORO		12	1	8%	13
RED MOUNTAIN DIAGNOSTICS		13			13
DEVEREUX FLORIDA CHILDRENS CENTER			13	100%	13
CAN COMMUNITY HEALTH, INC		11	2	15%	13
SAMARITAN MEDICAL CENTER		13			13
MINUTECLINIC DIAGNOSTIC OF VIRGINIA		13			13
NORTHEAST PEDIATRICS			13	100%	13
ALL 4 KIDZ PEDIATRICS		9	4	31%	13
LANE PEDIATRICS PA		1	12	92%	13
MINUTECLINIC DIAGNOSTIC OF NORTH CAROLINA, PC		12	1	8%	13
ORMOND MEDICAL ARTS		3	10	77%	13
MEDEXPRESS URGENT CARE - PANTOPS		12	1	8%	13

COVID-19: testing by laboratory

Data through May 2, 2021 verified as of May 3, 2021 at 09:25 AM

Data in this report are provisional and subject to change.

The numbers in the table below represent the number of Florida and non-Florida residents for whom test results were received by the Department of Health. A person can be tested by more than one laboratory and can have both positive and negative results. **Therefore, the sum of the numbers in each column will be larger than the total number of people tested.**

Reporting lab	Inconclusive	Negative	Positive	Percent positive	Total
MEDEXPRESS URGENT CARE - SALEM		9	4	31%	13
RDX BIOSCIENCE INC		10	3	23%	13
EFFINGER HEALTH, PA		13			13
HARBOR CHASE OF JACKSONVILLE			13	100%	13
MINUTE-CLINIC DIAGNOSTIC OF VIRGINIA, LLC		13			13
VILLA OF KINGS AND QUEENS OF DELRAY		13			13
MISSOURI DEPARTMENT OF HEALTH AND SENIOR SERVICES			13	100%	13
LAKELAND REGIONAL HEALTH GRASSLANDS		12	1	8%	13
SENIOR HOME CARE INC		12			12
LIFE CARE OF PORT SAINT LUCIE		3	9	75%	12
BROOKDALE CITRUS			12	100%	12
VERITAS RESEARCH CORP			12	100%	12
MINUTECLINIC DIAGNOSTIC OF VIRGINIA, LLC #255		12			12
HIRAM COLLEGE HEALTH CENTER (ABBOTT)		12			12
WOODLAND TOWERS		6	6	50%	12
BAYONET POINT HOSPITAL			12	100%	12
MEDEXPRESS URGENT CARE - MONROE		12			12
MINUTECLINIC DIAGNOSTIC OF TN PC #386		11	1	8%	12
Rosewood Healthcare and Rehabilitation Center		5	7	58%	12
CVS MINUTE CLINIC, LLC #22		11	1	8%	12
Maury Regional Hospital		6	6	50%	12
COLLIER COUNTY HEALTH DEPT.		7	5	42%	12
VITALANT		1	11	92%	12
RUSSELL MEDICAL CENTER		11	1	8%	12
CVS TN5601POCT LENOIR CITY		10	2	17%	12
WALGREEN #6538		12			12
VIBRANT AMERICA		10	2	17%	12
FYZAMEDICAL, LLC		9	3	25%	12
Highland Pines Health and Rehab		11	1	8%	12
DEPARTMENT OF PUBLIC HEALTH		12			12
MINUTECLINIC #788		10	2	17%	12
LEON CHD		12			12
JOHN W NORRIS III MD PA	1		11	92%	12
SAMARITAN HOSPITAL LABORATORY		11	1	8%	12
ORLANDO FAMILY MEDICAL INC		12			12
BRIDGE DIAGNOSTICS			12	100%	12
GEORGE W FERGUSON MD-CONCIERGE MEDICAL SERVICES PL		11	1	8%	12
CARLOS PORTU MD, PLLC			12	100%	12
APPLE DIAGNOSTICS LAB		5	7	58%	12
ST PETER'S UNIVERSITY HOSPITAL		9	3	25%	12
ADVENTHEALTH MEDICAL GROUP CARE CLINIC AT		8	4	33%	12
MINUTECLINIC DIAGNOSTIC OF NEW JERSEY, LLC # 7069		12			12
MINUTECLINIC, LLC #244		11	1	8%	12
RICHMOND UNIVERSITY MEDICAL CENTER		10	2	17%	12
MI2297090CV HOLLAND-23D2189684		12			12
MEDEXPRESS URGENT CARE - BEECH GROVE		11	1	8%	12
DIAMOND SPEEDWAY DIALYSIS		1	11	92%	12

COVID-19: testing by laboratory

Data through May 2, 2021 verified as of May 3, 2021 at 09:25 AM

Data in this report are provisional and subject to change.

The numbers in the table below represent the number of Florida and non-Florida residents for whom test results were received by the Department of Health. A person can be tested by more than one laboratory and can have both positive and negative results. **Therefore, the sum of the numbers in each column will be larger than the total number of people tested.**

Reporting lab	Inconclusive	Negative	Positive	Percent positive	Total
MINUTECLINIC LLC # 3401		12			12
MEDEXPRESS URGENT CARE CHARLESTON		8	4	33%	12
SUWANNEE COUNTY JAIL		11	1	8%	12
COLLIER HMA PHYSICIAN MANAGEMENT, LLC		2	10	83%	12
FAMILY PRACTICE OF DAVIE INC			12	100%	12
CARROLL GARDENS URGENT CARE		12			12
MEDEXPRESS URGENT CARE-LATROBE		11	1	8%	12
CAPE CORAL URGENT CARE		9	3	25%	12
TMH PHYSICIAN PARTNERS - MONTICELLO		10	2	17%	12
FLORIDA DEPT OF HEALTH		4	8	67%	12
IREPERTOIRE_MOL_LAB		12			12
NAPLES GREEN VILLAGE		12			12
BRITO MEDICAL CENTER		10	2	17%	12
MINUTECLINIC DIAGNOSTIC OF TN PC #240		10	2	17%	12
MINUTE CLINIC DIAGNOSTIC OF NORTH CAROLINA		12			12
CARE FAST MURABELLA		7	5	42%	12
LAB UNKNOWN		1	11	92%	12
SUMTER COUNTY HEALTH DEPARTMENT		7	5	42%	12
CVS TX7162POCT HOUSTON		12			12
QHG OF ENTERPRISE INC (DBA MEDICAL CTR		12			12
BROWARD DIALYSIS			12	100%	12
MINUTECLINIC DIAGNOSTIC OF PA, LLC (1036)		10	2	17%	12
PUTNAM COUNTY HEALTH DEPARTMENT		12			12
WANTAGH URGENT CARE		9	3	25%	12
TRANSPLANT GENOMICS INC (EUROFINS)		12			12
MERCY HEALTH—MUSKEGON		7	5	42%	12
ACCENTCARE		12			12
VA Primary Care Clinic at Meharry		11	1	8%	12
DYNAMIC HEALTH CENTERS INC		8	4	33%	12
CVS MINUTE CLINIC DIAGNOSTIC MED GRP OF SAN		10	2	17%	12
CLEVELAND TENNESSEE HOSPITAL COMPANY		11	1	8%	12
PANCARE HEALTH - WEWA ELEMENTARY			12	100%	12
GLEN OAKS HEALTH AND REHABILITATION CENTER			12	100%	12
MERIDIAN AT WATERWAYS, THE		10	2	17%	12
PHASE2 LABS	2	8	2	17%	12
CARENOW URGENT CARE-HERMITAGE		8	4	33%	12
ST. PETERSBURG PEDIATRICS			12	100%	12
FAMILY MEDICINE AT HUNTERS CREEK		12			12
FAMILY MEDICINE AT LONGWOOD			12	100%	12
PICHARDO CLINIC, THE		10	2	17%	12
MINUTECLINIC DIAGNOSTIC OF ILLINOIS LL		10	2	17%	12
Westchester General Hospital			12	100%	12
CVS MINUTE CLINIC DIAGNOSTIC		11	1	8%	12
MINUTECLINIC DIAGNOSTIC OF TN, PC 6304		10	2	17%	12
Lady Lake Specialty Care			12	100%	12
VILLA HEALTH NH LLC		10	2	17%	12
GULF COAST REGIONAL BLOOD CENTER			12	100%	12

COVID-19: testing by laboratory

Data through May 2, 2021 verified as of May 3, 2021 at 09:25 AM

Data in this report are provisional and subject to change.

The numbers in the table below represent the number of Florida and non-Florida residents for whom test results were received by the Department of Health. A person can be tested by more than one laboratory and can have both positive and negative results. **Therefore, the sum of the numbers in each column will be larger than the total number of people tested.**

Reporting lab	Inconclusive	Negative	Positive	Percent positive	Total
ACADIAN DIAGNOSTIC LABORATORIES		8	4	33%	12
MEDEXPRESS URGENT CARE - MAPLE DRIVE		11	1	8%	12
LONGWOOD PEDIATRICS LLC			12	100%	12
URGENT TEAM MANAGEMENT OF TENNESSEE		10	2	17%	12
GENESIS		8	4	33%	12
FHCP-PORT ORANGE		3	9	75%	12
ADVENTIST HEALTH SYSTEM FLORIDA DEPT OF HEALTH		7	5	42%	12
FLORIDA DEPARTMENT OF HEALTH WASHINGTON COUNTY		7	5	42%	12
OHIO STATE UNIVERSITY MEDICAL CENTER			12	100%	12
THE POTTER'S HOUSE AT CANNON POINT		12			12
GENOPTIX MEDICAL LABORATORY		10	1	9%	11
MINUTECLINIC LLC #5176		8	3	27%	11
MINUTECLINIC DIANOSTIC OF VIRGINA, LL		10	1	9%	11
CORONA NYC LAB		10	1	9%	11
WATSON HEALTHCARE		8	3	27%	11
CLAYMED OF NORTH FLORIDA			11	100%	11
UF HEALTH		1	10	91%	11
MEDEXPRESS URGENT CARE - WINCHESTER GATEWAY		9	2	18%	11
MINUTECLINIC DIAGNOSTICS OF IND, LLC		11			11
HEWLETT URGENT CARE, PLLC		11			11
MINUTE-CLINIC DIAGNOSTIC OF VIRGINIA,		10	1	9%	11
JBSA-SAM HOUSTON			11	100%	11
CVS CA9113POCT CHULA VISTA		11			11
REDMED CLINIC OF ARLINGTON		10	1	9%	11
CVS MO8590POCT KANSAS CITY		7	4	36%	11
MONROE COUNTY HOSPITAL		8	3	27%	11
VITAS HEALTH INC		5	6	55%	11
CVS GA2147POCT KENNESAW		7	4	36%	11
AZALEA HEALTH		2	9	82%	11
MEDICAL CENTER AFFILIATES WEST PALM			11	100%	11
PHYSICIANS REGIONAL MEDICAL CTR - COLLIER BLVD			11	100%	11
DMH STEINHATCHEE FAMILY MEDICINE		8	3	27%	11
CARINGTON MANOR		11			11
St. Annes Nursing Center, St. Annes Residence, Inc.		11			11
HEALTH NETWORK LABORATORIES		7	4	36%	11
APPALACHIAN REGIONAL HEALTHCARE SYSTEM		10	1	9%	11
BIOTECH CLINICAL LABORATORIES, INC.		1	10	91%	11
AHMG LAKE NONA PRIMARY CARE		11			11
PASSPORT HEALTH			11	100%	11
METHODIST HOSPITAL			11	100%	11
THE TERRACE OF SAINT CLOUD		9	2	18%	11
FAMILY HEALTH CENTER AT PORT ST JOHN		4	7	64%	11
BLOOMINGDALE PEDIATRIC ASSOCIATES PA			11	100%	11
Manor Care of Dunedin		7	4	36%	11
ATHENS VETERINARY DIAGNOSTIC LABORATOR		11			11
KIDSVILLE PEDIATRICS			11	100%	11
ST VINCENT'S ST CLAIR		8	3	27%	11

COVID-19: testing by laboratory

Data through May 2, 2021 verified as of May 3, 2021 at 09:25 AM

Data in this report are provisional and subject to change.

The numbers in the table below represent the number of Florida and non-Florida residents for whom test results were received by the Department of Health. A person can be tested by more than one laboratory and can have both positive and negative results. **Therefore, the sum of the numbers in each column will be larger than the total number of people tested.**

Reporting lab	Inconclusive	Negative	Positive	Percent positive	Total
ORLANDO HEALTH PHYSICIAN ASSOCIATES		4	7	64%	11
SEMINOLE COUNTY CORRECTIONAL FACILITY		1	10	91%	11
URGENT CARE OF LONGWOOD		1	10	91%	11
NIGHT LITE PEDIATRICS CENTER		1	10	91%	11
CVS PA1671POCT LANCASTER		11			11
DOCTORS EXPRESS OF ST PETERSBURG		1	10	91%	11
NIGHT LITE PEDIATRICS CENTER, LLC		1	10	91%	11
NEW HAMPSHIRE DEPARTMENT OF HEALTH AND HUMAN SERVICES		3	8	73%	11
ALBION COLLEGE (ABBOTT)		11			11
AIM LABORATORIES			11	100%	11
MINUTE CLINIC LLC #1909		11			11
VIRTUA WEST JERSEY HOSPITAL VOORHEES		9	2	18%	11
TRIDENT BIOMETRICS		10	1	9%	11
MEDEXPRESS URGENT CARE PARKERSBURG		9	2	18%	11
ILLINOIS DEPT OF PUBLIC HEALTH LAB - SPRINGFIELD			11	100%	11
PRIMECARE ACQUISITION FAMILY PRACTICE INC		11			11
GOLDMAN SACHS HEALTH CENTER	1	9	1	9%	11
WINKLER COURT		9	2	18%	11
MINUTECLINIC DIAGNOSTIC OF MAINE, LLC		9	2	18%	11
BOCA RATON REGIONAL HOSPITAL LAB			11	100%	11
CREATIVE TESTING SOLUTIONS		4	7	64%	11
CVS TX8351POCT BEAUMONT		10	1	9%	11
CVS SC4286POCT EASLEY		5	6	55%	11
PINELLAS COUNTY HEALTH DEPARTMENT		2	9	82%	11
MONROE COUNTY FIRE RESCUE		10	1	9%	11
STPET		9	2	18%	11
MINUTECLINIC, LLC #1470		10	1	9%	11
WINTER PARK CARE AND REHABILITATION			11	100%	11
MICHIGAN DEPARTMENT OF COMMUNITY HEALTH		1	10	91%	11
MINUTECLINIC DIAGNOSTIC OF ILLINOIS		9	2	18%	11
CROSSROADS URGENT CARE, PLLC		11			11
CVS CA9165POCT SAN DIEGO		11			11
MINUTECLINIC DIAGNOSTIC OF MINNESOTA		11			11
NHC HealthCare Anniston		11			11
COLISEUM MED CTR LLC/COLISEUM MED CTRS		8	3	27%	11
NORTH OKALOOSA PHYSICIAN GROUP		10	1	9%	11
GUIDANCE / CARE CENTER, INC		11			11
MINUTECLINIC, DIAGNOSTIC OF TEXAS, LL		10	1	9%	11
STUYVESANT URGENT CARE		11			11
ALACHUA			11	100%	11
UMHC/SYLVESTER AT KENDALL		1	10	91%	11
FRESENIUS KIDNEY CARE DUNEDIN			11	100%	11
MINUTECLINIC MINUTECLINIC #8505		9	2	18%	11
TELEVISIT PALM BAY FAMILY PRACTICE		9	2	18%	11
MOUNT DORA PEDIATRICS		9	2	18%	11
WELLMED AT SOUTH PARSONS		9	2	18%	11
ALCOVE ASSISTED LIVING FACILITY		11			11

COVID-19: testing by laboratory

Data through May 2, 2021 verified as of May 3, 2021 at 09:25 AM

Data in this report are provisional and subject to change.

The numbers in the table below represent the number of Florida and non-Florida residents for whom test results were received by the Department of Health. A person can be tested by more than one laboratory and can have both positive and negative results. **Therefore, the sum of the numbers in each column will be larger than the total number of people tested.**

Reporting lab	Inconclusive	Negative	Positive	Percent positive	Total
ASSOCIATES MD CYPRESS CREEK			11	100%	11
ELITE HOME HEALTH SERVICES		11			11
CULVER-STOCKTON COLLEGE		9	2	18%	11
OPTUM PRIMARY CARE		1	10	91%	11
CVS MINUTE CLINIC DIAGNOSTIC OF TEXAS,LLC		9	2	18%	11
UNIVERSITY OF MIAMI MILLER SCHOOL OF MEDICINE			11	100%	11
PRIME MEDICAL CARE, LLC		11			11
CENTRAL JERSEY URGENT CARE		10	1	9%	11
CVS OH3301POCT WOODMERE		11			11
ASSOCIATES IN MEDICINE		7	4	36%	11
CURATIVE		1	10	91%	11
MINUTECLINIC #8760		11			11
PALM BEACH PATHOLOGY		9	2	18%	11
MEDEXPRESS URGENT CARE - FORT WORTH S		9	2	18%	11
MINUTE CLINIC LLC # 2033		10	1	9%	11
HNL LAB MEDICINE		8	3	27%	11
BENSONHURST URGENT CARE		10	1	9%	11
45TH 1		11			11
SEMORAN FAMILY HEALTH LLC		10	1	9%	11
CARENOW URGENT CARE-GREEN HILLS		10	1	9%	11
MINUTECLINIC DIAGNOSTIC OF NEW JERSEY,		10	1	9%	11
WALK IN MEDICAL URGENT CARE PC		11			11
MINUTECLINIC DIAGNOSTIC OF TN PC #5671		7	4	36%	11
MC DIAGNOSTIC OF CONNECTICUT, PC #1043		11			11
UNIVERSITY CENTRA CARE		10	1	9%	11
THOMAS JEFFERSON UNIVERSITY HOSPITAL		4	7	64%	11
CVS MA6505POCT NEWTON		11			11
TROPICANA		5	6	55%	11
VETERNANS ADMINISTRATION			10	100%	10
MINUTE CLINIC DIAGNOSTIC OF VIRGINIA, LLC #1905		10			10
SUPERIOR RESIDENCES OF CLERMONT		2	8	80%	10
KEY WEST URGENT CARE, INC		3	7	70%	10
KEY TRAINING CENTER			10	100%	10
ST JOSEPH'S HOSPITAL NORTH LABORATORY			10	100%	10
ARCHBOLD MEMORIAL HOSPITAL/LAB		3	7	70%	10
MEDICAL LABORATORY DIAGNOSTICS			10	100%	10
BROOKDALE PANAMA CITY		9	1	10%	10
ANY LAB TEST NOW INC			10	100%	10
MINUTE CLINIC INCORPORTE		10			10
ADVENTHEALTH MEDICAL GROUP INTERNAL MEDICINE		8	2	20%	10
Avalon Healthcare and Rehabilitation Center			10	100%	10
MINUTE CLINIC DIAG OF IND LLC #8674		10			10
EMERGENCY MEDICAL CENTER		4	6	60%	10
MAINSTREET FAMILY CARE			10	100%	10
MINUTECLINIC DIAGNOSTIC OF NORTH CAROLINA PC #5341		7	3	30%	10
ELEMENT PRIMARY CARE LLC		9	1	10%	10
MINUTECLINIC DIAGNOSTIC OF OHIO #3407		9	1	10%	10

COVID-19: testing by laboratory

Data through May 2, 2021 verified as of May 3, 2021 at 09:25 AM

Data in this report are provisional and subject to change.

The numbers in the table below represent the number of Florida and non-Florida residents for whom test results were received by the Department of Health. A person can be tested by more than one laboratory and can have both positive and negative results. **Therefore, the sum of the numbers in each column will be larger than the total number of people tested.**

Reporting lab	Inconclusive	Negative	Positive	Percent positive	Total
BROWARD HEALTH CARE			10	100%	10
BAYSIDE URGENT CARE CENTER INC		1	9	90%	10
ARBORS OF GULF BREEZE, THE		8	2	20%	10
IMMUNOGENOMICS LLC		6	4	40%	10
MINUTE CLINIC LLC #4017		10			10
ONEIDA HEALTHCARE CENTER		8	2	20%	10
BELLE GLADES HEALTH CLINIC			10	100%	10
NORTHSIDE HOSPITAL ATLANTA		4	6	60%	10
MOSOLF PEDIATRICS			10	100%	10
URGENT CARE CENTER AT PINNACLE		4	6	60%	10
GLADES COUNTY DETENTION CENTER		1	9	90%	10
SOUTH FLORIDA ENT ASSOCIATES, INC			10	100%	10
COMMUNITY HEALTH CENTER		2	8	80%	10
PALM BEACH CDH - DELRAY BEACH			10	100%	10
HEART OF FLORIDA HEALTH CENTER INC		3	7	70%	10
CVS TX7827POCT ROUND ROCK		10			10
BETTER AT HOME		10			10
UNIVERSITY MEDICAL CENTER		8	2	20%	10
MEDEXPRESS URGENT CARE - FAYETTEVILLE		8	2	20%	10
HCR MANORCARE		10			10
SAVANNAH MANOR ASSISTED LIVING COMMUNITY			10	100%	10
FLORIDA CLINICAL LAB		1	9	90%	10
ORLANDO MEDICAL CENTER PL		1	9	90%	10
JOHNS HOPKINS ALL CHILDRENS			10	100%	10
ACCESS PHARMACY		10			10
PBC PREMIER FAMILY HEALTH			10	100%	10
FLEMING ISLAND CENTER FOR CLINICAL RESEARCH		10			10
CVS SC7334POCT LEXINGTON		9	1	10%	10
CVS PA6902POCT BRYN MAWR		8	2	20%	10
MOLECULAR PATHOLOGY LABORATORY			10	100%	10
AMERICAN HOUSE FORT MYERS		10			10
NORTON HEALTHCARE			10	100%	10
KR AT COLLEGE HARBOR		10			10
CVS GA3766POCT DACULA		8	2	20%	10
CHEMISYS LABORATORIES		2	8	80%	10
NASCAR EVENT MANAGEMENT, LLC		10			10
PRORENATA LABS		2	8	80%	10
LAWRENCE TECHNOLOGICAL UNIVERSITY		10			10
ISLAND COAST PEDIATRICS IN-HOUSE LAB		10			10
CVS NC7051POCT WAKE FOREST		10			10
MONTEFIORE MEDICAL CENTER LABORATORIES - NORTH		10			10
VENICE GREEN VILLAGE		3	7	70%	10
MINUTECLINIC DIAG OF IND, LLC #2387		8	2	20%	10
WHEELER LABORATORY		9	1	10%	10
CARENOW URGENT CARE-MT JULIET		8	2	20%	10
WALK-IN MEDICAL CARE			10	100%	10
WILLIAMSBURGH CHAI CARE		9	1	10%	10

COVID-19: testing by laboratory

Data through May 2, 2021 verified as of May 3, 2021 at 09:25 AM

Data in this report are provisional and subject to change.

The numbers in the table below represent the number of Florida and non-Florida residents for whom test results were received by the Department of Health. A person can be tested by more than one laboratory and can have both positive and negative results. **Therefore, the sum of the numbers in each column will be larger than the total number of people tested.**

Reporting lab	Inconclusive	Negative	Positive	Percent positive	Total
LEE COMMUNITY HEALTHCARE INC DUNBAR		8	2	20%	10
CBC LAB		3	7	70%	10
EXPRESS TEST			10	100%	10
BERRYHILL MANOR		10			10
ALBANY MEDICAL CENTER		9	1	10%	10
CHRISTUS ST VINCENT LABORATORY - ZIA		10			10
PIEDMONT ATHENS REGIONAL MEDICAL		8	2	20%	10
DOH-TAMPA BRANCH LABORATORY (MLK BLVD)		4	6	60%	10
MEDEXPRESS URGENT CARE, JOHNSTOWN		9	1	10%	10
RPC@HODGES		2	8	80%	10
HIGH TOWER ALF LLC		9	1	10%	10
CITY OF TALLAHASSEE		10			10
VASCONCELLO COHEN MD PA		9	1	10%	10
BROWARD MEDICAL AND URGENT CARE		10			10
MEDEX REGIONAL LABORATORIES LLC		1	9	90%	10
CHILDREN'S HEALTHCARE OF ATLANTA/EGLESTON		10			10
CVS CT1123POCT SOUTHURY		10			10
PANCARE HEALTH - VERNON ELEMENTARY			10	100%	10
TENNESSEE DEPARTMENT OF HEALTH (TDH) - CENTRAL LABORATORY		2	8	80%	10
PALMS WEST HOSPITAL			10	100%	10
CORONA PATHOLOGY		10			10
THE MARY IMOGENE BASSETT HOSPITAL		10			10
BETH ISRAEL MEDICAL CENTER LABS		9	1	10%	10
CVS DC1340POCT WASHINGTON		10			10
NOT INDICATED		1	9	90%	10
CARESOUTH HHA HOLDINGS OF THE BAY AREA LLC		10			10
CVS NC7213POCT MATTHEWS		8	2	20%	10
PLYMOUTH HARBOR INCORPORATED		9	1	10%	10
ELLIS HOSPITAL LABORATORY		9	1	10%	10
BLOOMIN BRANDS WELLNESS CENTER		9	1	10%	10
URGENT TEAM - HUNTSVILLE		8	2	20%	10
MEDEXPRESS URGENT CARE - WASHINGTON		8	2	20%	10
SARASOTA PERSONAL MEDICINE		7	3	30%	10
CUMBERLAND HEIGHTS		10			10
ALABAMA DEPARTMENT OF PUBLIC HEALTH		1	9	90%	10
MEDEXPRESS URGENT CARE-KATY		7	3	30%	10
ROSEMONT GARDENS INC		9	1	10%	10
WALGREENS #10972	1	9			10
OKLAHOMA STATE DEPARTMENT OF HEALTH-PUBLIC HEALTH LABORATORY			10	100%	10
COLLIER BLVD HMA PHYSICIAN MANAGEMENT,, LLC			10	100%	10
CARENOW URGENT CARE - EAST NASHVILLE		8	2	20%	10
LUXOR SCIENTIFIC LLC		1	9	90%	10
BEAUMONT LABORATORY			10	100%	10
NATURE COAST REGIONAL MEDICAL CENTER		1	9	90%	10
MINUTECLINIC, LLC #4682		5	5	50%	10
LAKE BALDWIN CBOC		9	1	10%	10
MINUTECLINIC, LLC, DBA MINUTECLINIC #4		9	1	10%	10

COVID-19: testing by laboratory

Data through May 2, 2021 verified as of May 3, 2021 at 09:25 AM

Data in this report are provisional and subject to change.

The numbers in the table below represent the number of Florida and non-Florida residents for whom test results were received by the Department of Health. A person can be tested by more than one laboratory and can have both positive and negative results. **Therefore, the sum of the numbers in each column will be larger than the total number of people tested.**

Reporting lab	Inconclusive	Negative	Positive	Percent positive	Total
GILCHRIST COUNTY FIRE DEPARTMENT		4	6	60%	10
CVS SC7556POCT WEST COLUMBIA		9	1	10%	10
MC DIAGNOSTIC OF CONNECTICUT, PC #114		10			10
ILLINOIS DEPARTMENT OF PUBLIC HEALTH		2	8	80%	10
DOMINICAN COLLEGE STUDENT HEALTH CENTE		8	2	20%	10
NEW JERSEY DEPARTMENT OF HEALTH COMMUNICABLE DISEASE SERVICE		3	7	70%	10
DES PLAINES CLINICAL LAB		3	7	70%	10
HEALTH AND WELLNESS CENTER		1	8	89%	9
WESTCHESTER GENERAL HOSPITAL BLOOD GAS LAB			9	100%	9
CVS CT1109POCT BETHEL		9			9
WINTER PARK INTERNAL MEDICINE MD PA		7	2	22%	9
CVS NY549POCT RIDGEWOOD		6	3	33%	9
ADVENTHEALTH MEDICAL GROUP FAMILY AND INTERNAL		8	1	11%	9
GCPM MANUAL MICROBIOLOGY		1	8	89%	9
CVS NC3319POCT CHARLOTTE		6	3	33%	9
CVS TN7289POCT SIGNAL MOUNTAIN		9			9
MINUTECLINIC, LLC #09202		7	2	22%	9
MEDEXPRESS URGENT CARE - BATTLE CREEK		6	3	33%	9
ORLANDO FAMILY PHYSICIANS			9	100%	9
VAIL VALLEY MEDICAL CENTER			9	100%	9
MINUTE CLINIC DIAGNOSTIC OF VIRGINIA, LLC #7543		7	2	22%	9
ETHOS LABORATORIES		7	2	22%	9
NITIN BAWA PROFESSIONAL ASSOCIATES			9	100%	9
CHAPTERS HEALTH HOSPICE		9			9
REMISE OCCUPATIONAL HEALTH SOLUTIONS INC			9	100%	9
CVS PA233POCT NEWTOWN SQUARE		9			9
CVS TX7288POCT DALLAS		8	1	11%	9
RIVERVIEW REGIONAL MEDICAL CENTER		7	2	22%	9
MIDMICHIGAN MEDICAL CENTER			9	100%	9
IU HEALTH PATHOLOGY		1	8	89%	9
BEAUMONT EMERGENCY CENTER			9	100%	9
CVS MINUTE CLINIC DIAGNOSTIC OF NEW JERSEY		9			9
PATEL MEDICAL VENTURES		8	1	11%	9
DIXITKUMAR N MODI MD PA			9	100%	9
LISTENING DOCTOR PLLC, THE		3	6	67%	9
VILLAGE PLACE HEALTH AND REHAB		9			9
CVS MINUTE CLINIC DIAGNOSTIC OF KANSAS, PA		9			9
SV DIAGNOSTIC LAB			9	100%	9
CFS WELLNESS AND MED SPA LLC			9	100%	9
INSPIRED LIVING AT PALM BAY		7	2	22%	9
COMPASS PROVIDENCE URGENT CARE LLLP			9	100%	9
WINDSOR OF SAN PABLO, THE		6	3	33%	9
MINUTECLINIC DIAGNOSTIC OF VIRGINIA, LLC #1656		9			9
JOHN T MATHER MEMORIAL HOSPITAL LABORATORY		8	1	11%	9
MEDEXPRESS URGENT CARE - SWANSEA, N ILLINOIS ST		8	1	11%	9
MEDEXPRESS ELKINS		9			9
HARMONIOUS HOME HEALTH, LLC		9			9

COVID-19: testing by laboratory

Data through May 2, 2021 verified as of May 3, 2021 at 09:25 AM

Data in this report are provisional and subject to change.

The numbers in the table below represent the number of Florida and non-Florida residents for whom test results were received by the Department of Health. A person can be tested by more than one laboratory and can have both positive and negative results. **Therefore, the sum of the numbers in each column will be larger than the total number of people tested.**

Reporting lab	Inconclusive	Negative	Positive	Percent positive	Total
VETERANS AFFAIRS MEDICAL CENTER - OUTPATIENT			9	100%	9
TRINITY PEDIATRICS			9	100%	9
PRECISION GENETICS			9	100%	9
MANATEE COUNTY CENTRAL JAIL		9			9
PONTE VEDRA PLASTIC SURGERY		9			9
MINUTECLINIC DIAGNOSTIC OF TN PC #242		6	3	33%	9
MINUTE CLINIC #8979		8	1	11%	9
CVS SC2736POCT MURRELLS INLET		7	2	22%	9
HENDRY/GLADES COUNTY HEALTH DEPARTMENT		8	1	11%	9
NORTHSIDE HOSPITAL		2	7	78%	9
BRENNITY AT VERO BEACH, THE			9	100%	9
MINUTECLINIC MINUTECLINIC #4977		5	4	44%	9
FHPG_EXP CARE W HILLSBOROUGH		1	8	89%	9
MIAMI COMPREHENSIVE MEDICINE GROUP PA		4	5	56%	9
PUTNAM FAMILY CARE INC		3	6	67%	9
CORE OCCUPATIONAL RESOURCES, LLC		5	4	44%	9
SUNCREST OMNI		9			9
WADSWORTH CENTER - DAVID AXELROD INSTITUTE		8	1	11%	9
CLEARWATER PEDIATRIC CARE		1	8	89%	9
ENCOMPASS HOME HEALTH OF THE SOUTHEAST LLC□		9			9
MINUTECLINIC DIAGNOSTIC OF NORTH CAROLINA PC #7054		6	3	33%	9
CVS PHARMACY NO 274		9			9
ACCESS CARE MEDICAL GROUP LLC		2	7	78%	9
MINUTECLINIC, LLC #03268		8	1	11%	9
CVS GA2841POCT LAWRENCEVILLE		9			9
IMMACULATE HOUSE AT COUNTRYSIDE		9			9
ORLANDO HEALTH PHYSICIAN GROUP INC		6	3	33%	9
FLORIDA CENTER FOR DERMATOLOGY LABORATORY			9	100%	9
MARINA ISLE ASSISTED LIVING		9			9
CAYUGA COUNTY HEALTH DEPARTMENT		8	1	11%	9
NEMOURS CHILDREN'S PRIMARY CARE VERO BEACH			9	100%	9
MINUTE CLINIC LLC #0169		7	2	22%	9
MEDERI CARETENDERS VS OF SE FL LLC DBA		8	1	11%	9
PENSACOLA CLUSTER			9	100%	9
CVS PA4077POCT BELLE VERNON		9			9
PRIMARY CARE SPECIALISTS OF ORLANDO		8	1	11%	9
SYNEXUS CLINICAL RESEARCH US INC		2	7	78%	9
ROSECASTLE			9	100%	9
RANDOLPH DIABETES AND WELLNESS		8	1	11%	9
CVS NJ617POCT CEDAR GROVE		8	1	11%	9
LONG ISLAND JEWISH FOREST HILLS HOSPITAL		9			9
Sunset Lake Health and Rehabilitation Center		8	1	11%	9
MINUTECLINIC DIAGNOSTIC MED GRP OF CA		8	1	11%	9
JACKSON CLINIC PA,THE		5	4	44%	9
CVS IL8751POCT CHICAGO		9			9
KINDRED_AIMS		9			9
UHEALTH UNIVERSITY OF MIAMI			9	100%	9

COVID-19: testing by laboratory

Data through May 2, 2021 verified as of May 3, 2021 at 09:25 AM

Data in this report are provisional and subject to change.

The numbers in the table below represent the number of Florida and non-Florida residents for whom test results were received by the Department of Health. A person can be tested by more than one laboratory and can have both positive and negative results. **Therefore, the sum of the numbers in each column will be larger than the total number of people tested.**

Reporting lab	Inconclusive	Negative	Positive	Percent positive	Total
CVS MA594POCT FALMOUTH		8	1	11%	9
MINUTECLINIC #2860		6	3	33%	9
WALGREENS # 03608		6	3	33%	9
ALLIANCE HEALTH AND REHABILITATION CENTER		9			9
CVS RI1717POCT 1 CVS DR			9	100%	9
CHIEFLAND MEDICAL CENTER LLC			9	100%	9
LPG PRIMARY CARE AT LABELLE		7	2	22%	9
ST. CLOUD PHARMACY AND WELLNESS CENTER		5	4	44%	9
MOBILE RESPONSE DIAGNOSTICS LLC		8	1	11%	9
MEDEXPRESS URGENT CARE - RICHMOND, NINE MILE RD		8	1	11%	9
WINDSOR OF GAINESVILLE		9			9
BAYFRONT HEALTH ST PETERSBURG		8	1	11%	9
ST VINCENT'S CHILTON		7	2	22%	9
BUENA VIDA ESTATES			9	100%	9
FLORIDA MENTOR		7	2	22%	9
GO PATH LABORATORIES			9	100%	9
WATERFORD AT CREEKSIDE, THE			9	100%	9
COMMUNITY MEDICAL AND DENTAL CARE INC		9			9
BREVARD FAMILY WALK IN CLINIC			9	100%	9
MAGNOLIA MANOR			9	100%	9
MINUTECLINIC DIAGNOSTIC OF SC, LLC #7		7	2	22%	9
MINUTE CLINIC LLC #1448		8	1	11%	9
NORTHSHORE UNIVERSITY HEALTHSYSTEM EVANSTON HOSPITAL LAB			9	100%	9
CVS TX10016POCT PRINCETON		9			9
MEDICAL CENTER, THE		8	1	11%	9
CITYMD		1	8	89%	9
SEACOAST PATHOLOGY PROFESSIONAL ASSOC		9			9
MEDEXPRESS URGENT CARE - STAUNTON		5	4	44%	9
BIRMINGHAM VAMC		5	4	44%	9
PEDIATRIC HEALTH CARE ALLIANCE			9	100%	9
OUR HOME AT BEACON HILL			9	100%	9
LOREY ALF		9			9
PALM BAY URGENT CARE PL		1	8	89%	9
Consulate Health Care of Brandon		7	2	22%	9
MINUTE CLINIC LLC #10203		7	2	22%	9
OMNI			9	100%	9
SOMA MEDICAL CENTER MD PA #7 PEDIATRICS			9	100%	9
MEDICANA NURSING AND REHAB CENTER			9	100%	9
DEPT OF VA MEDICAL CENTER - RICHMOND		8	1	11%	9
CIAN DIAGNOSTICS			9	100%	9
NORTHWEST FLORIDA COMMUNITY HOSPITAL LABORATORY		8	1	11%	9
FLORIDA HOSPITAL WINTER PARK		7	2	22%	9
CHILDREN'S HEALTH CENTER INC.		7	2	22%	9
UCARE			9	100%	9
CVS MD2956POCT NEW MARKET		8	1	11%	9
CVS MD1881POCT DUNKIRK		8			8
Florida Clinical Laboratory		1	7	88%	8

COVID-19: testing by laboratory

Data through May 2, 2021 verified as of May 3, 2021 at 09:25 AM

Data in this report are provisional and subject to change.

The numbers in the table below represent the number of Florida and non-Florida residents for whom test results were received by the Department of Health. A person can be tested by more than one laboratory and can have both positive and negative results. **Therefore, the sum of the numbers in each column will be larger than the total number of people tested.**

Reporting lab	Inconclusive	Negative	Positive	Percent positive	Total
INTERNAL MEDICINE ASSOCIATES OF JACKSON HOSPITAL			8	100%	8
SUNSHINE STATE DIALYSIS			8	100%	8
KIS URGENT CARE			8	100%	8
WYOMING COUNTY COMMUNITY HOSPITAL LABORATORY		8			8
MEDEXPRESS URGENT CARE - MIDLOTHIAN		7	1	13%	8
LAB UNKNOWN		6	2	25%	8
NORTHSIDE GWINNETT HOSPITAL		7	1	13%	8
MEDEXPRESS URGENT CARE, BUTLER		5	3	38%	8
DEPARTMENT OF HEALTH- CITRUS COUNTY		1	7	88%	8
GENEUS DIAGNOSTICS			8	100%	8
GENE STREET LABORATORIES, LLC		6	2	25%	8
CVS PA2582POCT SPRINGFIELD		6	2	25%	8
PALM BEACH COUNTY HEALTH DEPARTMENT LABORATORY			8	100%	8
OSWEGO HOSPITAL LABORATORY		7	1	13%	8
SYLVESTER AT PLANTATION LABORATORY		7	1	13%	8
BARTON PARKER OD PC		8			8
LAKE PEDIATRICS			8	100%	8
LAKE CONWAY URGENT CARE LLC		2	6	75%	8
NORTH PINELLAS CHILDRENS MEDICAL CENTER INC			8	100%	8
MINUTECLINIC, LLC #05038		8			8
CVS NJ836POCT RUNNEMEDE		8			8
DASCENA LABORATORY			8	100%	8
CVS HEALTH, #1994		6	2	25%	8
MEDEXPRESS URGENT CARE - GLENDALE		8			8
NOVADX		2	6	75%	8
MINUTECLINIC DIAGNOSTIC OF SC, LLC #4		8			8
TRUE HEALTH		5	3	38%	8
MOULTRIE CREEK NURSING AND REHAB			8	100%	8
BENEVA LAKES HEALTHCARE & REHAB CENTER			8	100%	8
MEDEXPRESS URGENT CARE - CLARKSBURG		7	1	13%	8
DOH JACKSONVILLE CENTRAL LABORATORY		3	5	63%	8
LOVELACE MEDICAL CENTER		8			8
ALL CHILDREN'S HOSPITAL DEPT OF GENERAL PEDIATRICS			8	100%	8
MONROE URGENT CARE		7	1	13%	8
EXCEL URGENT CARE OF PARAMUS LLC		8			8
THE WOLFF CENTER FOR CHILD & ADOLESCENT HEALTH			8	100%	8
CVS MD4371POCT OCEAN CITY		8			8
MINUTECLINIC, LLC #1796		7	1	13%	8
ALL CHILDREN'S HOSPITAL		1	7	88%	8
URGENT TEAM - NASHVILLE		7	1	13%	8
MEDEXPRESS URGENT CARE - TARENTUM		6	2	25%	8
WELLIGENT		1	7	88%	8
CONSULATE HEALTH CARE		7	1	13%	8
CELEBRATION PEDIATRICS PA			8	100%	8
COMPASSION PEDIATRIC URGENT CARE LLC		2	6	75%	8
MARION OAKS ASSISTED LIVING		8			8
CARE ATC - CITY OF BOYNTON BEACH	1	2	5	63%	8

COVID-19: testing by laboratory

Data through May 2, 2021 verified as of May 3, 2021 at 09:25 AM

Data in this report are provisional and subject to change.

The numbers in the table below represent the number of Florida and non-Florida residents for whom test results were received by the Department of Health. A person can be tested by more than one laboratory and can have both positive and negative results. **Therefore, the sum of the numbers in each column will be larger than the total number of people tested.**

Reporting lab	Inconclusive	Negative	Positive	Percent positive	Total
CLAY PRIMARY & FAMILY CARE LLC			8	100%	8
TERRACINA LLC		2	6	75%	8
ST CLOUD PHYSICIAN MANAGMENT LLC		7	1	13%	8
CVS IL8747POCT CHICAGO		8			8
FHCP-ORANGE CITY			8	100%	8
ST. JOSEPH HOSPITAL AND HEALTH CARE INC.			8	100%	8
SUPREME LABORATORY			8	100%	8
PUTNAM COUNTY EMERGENCY RESCUE SERVICE		5	3	38%	8
CVS NC5591POCT STATESVILLE		7	1	13%	8
CVS NC2313POCT RALEIGH		6	2	25%	8
MINUTE CLINIC DIAGNOSTIC OF MICHIGAN PC		8			8
BLOOMING GARDENS OF CARE INC		8			8
CVS NC3803POCT MOORESVILLE		7	1	13%	8
CHIEFLAND MEDICAL CENTER		1	7	88%	8
PAUL GRECO MD CONCIERGE MEDICAL SERVICES PL		8			8
DORAL URGENT CARE			8	100%	8
CVS MINUTE CLINIC DIAG OF IND LLC #5206		7	1	13%	8
TERENCE B MITCHELL MD, INC		4	4	50%	8
STATEN ISLAND CHAI CARE		7	1	13%	8
PARTNERS PHARMACY OF FLORIDA LLC		8			8
PBC FOUND CARE INC			8	100%	8
BAPTIST OUTPATIENT			8	100%	8
MILLER COUNTY HOSPITAL		8			8
ALLEGRO - TAMPA	1	4	3	38%	8
JX REF LAB			8	100%	8
LEMOYNE COLLEGE WELLNESS CENTER FOR		8			8
URGENT TEAM - MUSCLE SHOALS		8			8
SLOPESIDE LABS AND TESTING, LLC - THE HIDEOUT AT BUTTERMILK MOUNTAIN		8			8
FLORIDA HEART AND VASCULAR MULTISPECIALTY GROUP		8			8
MEDEXPRESS URGENT CARE - CULPEPER		8			8
ATLANTIC CONSOLIDATED LABORATORY		8			8
WELLSTAR WEST GEORGIA MEDICAL CENTER		7	1	13%	8
CVS MA1022POCT CAMBRIDGE		8			8
DOCTOR'S IN-HOUSE LAB/COMMUNITY HEALTH CENTERS OF PINELLAS – CLEARWATE			8	100%	8
MEDEXPRESS URGENT CARE - MT LEBANON		5	3	38%	8
ALLINA HEALTH - ABBOTT NORTHWESTERN HOSPITAL		5	3	38%	8
EXECUTIVE MEDICAL SERVICES		8			8
WEST DADE PEDIATRICS			8	100%	8
MINUTE-CLINIC DIAGNOSTIC OF VIRGINIA, LLC #3949		8			8
COMPREHENSIVE CLINICAL RESEARCH, LLC			8	100%	8
Charles George VAMC		8			8
OHIO DEPARTMENT OF HEALTH			8	100%	8
CVS MO8556POCT KANSAS CITY		7	1	13%	8
ST CHARLES HOSPITAL LABORATORY		8			8
ALACHUA COUNTY HEALTH DEPARTMENT		1	7	88%	8
SEA LEVEL LABS			8	100%	8
MEDEXPRESS URGENT CARE - WILLIAMSPORT		7	1	13%	8

COVID-19: testing by laboratory

Data through May 2, 2021 verified as of May 3, 2021 at 09:25 AM

Data in this report are provisional and subject to change.

The numbers in the table below represent the number of Florida and non-Florida residents for whom test results were received by the Department of Health. A person can be tested by more than one laboratory and can have both positive and negative results. **Therefore, the sum of the numbers in each column will be larger than the total number of people tested.**

Reporting lab	Inconclusive	Negative	Positive	Percent positive	Total
PHYSICIANS FOR CHILDREN			8	100%	8
GOLISANO CHILDREN'S HOSPITAL OF SOUTHWEST FLORIDA		6	2	25%	8
HOLY NAME MEDICAL CENTER	1	6	1	13%	8
CVS OH2543POCT CANFIELD		5	3	38%	8
CREATIVE PHARMACY SOLUTIONS EAST		8			8
CVS IN6713POCT BLOOMINGTON		8			8
CVS CT718POCT ANSONIA		8			8
GULF COAST PEDIATRICS OF SARASOTA PA		1	7	88%	8
INTERNAL MEDICINE AND AESTHETICS OF NAPLES LLC		8			8
MINUTECLINIC DIAG OF IND LLC #8651		7	1	13%	8
EMBRY-RIDDLE AERONAUTICAL UNIVERSITY HEALTH			8	100%	8
CENTREX CLINICAL LABS INC		8			8
WHITE SANDS OUTPATIENT SERVICES (WSOP SERVICES LLC		8			8
ADVANCED RESEARCH FOR HEALTH IMPROVEMENT		6	2	25%	8
NASSAU UNIVERSITY MEDICAL CENTER DEPT		7	1	13%	8
ADVENTHEALTH ORLANDO INTERNATIONAL AIRPORT			8	100%	8
MED & CO INVESTMENT LLC		7	1	13%	8
MINUTECLINIC DIAGNOSTIC OF NEVADA #87		4	4	50%	8
HEALTHMARK REGIONAL HOSPITAL LAB		4	4	50%	8
CVS NC7057POCT SHELBY		6	2	25%	8
CVS SC2250POCT COLUMBIA		8			8
Baptist Village Retirement Communities		8			8
CVS PA1074POCT KENNETT SQUARE		7	1	13%	8
UNIVERSITY OF WASHINGTON MEDICAL CENTER			8	100%	8
SCOTTS PHARMACY		7	1	13%	8
CVS GA7064POCT STOCKBRIDGE		8			8
DOTHAN PEDIATRIC CLINIC			8	100%	8
LEWIS COUNTY MANOR		8			8
The Grand at Rome Nursing and Rehabilitation		8			8
VENICE REGIONAL MEDICAL CENTER			8	100%	8
BEECHTREE MOLECULAR LAB LLC			8	100%	8
MEDEXPRESS URGENT CARE - YORK		5	3	38%	8
LAKELAND VOLUNTEERS IN MEDICINE INC		6	2	25%	8
PHOEBE PUTNEY MEMORIAL HOSPITAL		8			8
CVS OH3476POCT TIPP CITY		7	1	13%	8
HEALTHY MINORS PEDIATRIC URGENT CARE		7	1	13%	8
MINUTECLINIC DIAGNOSTIC OF OHIO #7790		6	2	25%	8
JUPITER CLINIC			8	100%	8
FHPG_EXP CARE PALM HARBOR			8	100%	8
MEDEXPRESS URGENT CARE-PETERS TWP		7	1	13%	8
LIFE CARE CITRUS COUNTY			8	100%	8
EP LTC PHARMACY		6	2	25%	8
MAGNOLIA PEDIATRICS GROUP LLC			8	100%	8
MINUTE CLINIC, LLC #1434		7	1	13%	8
DIAGNOSTIC CLINIC		7	1	13%	8
PM PEDIATRICS OF BAYSIDE PLLC		8			8
VERMONT DEPARTMENT OF HEALTH		1	7	88%	8

COVID-19: testing by laboratory

Data through May 2, 2021 verified as of May 3, 2021 at 09:25 AM

Data in this report are provisional and subject to change.

The numbers in the table below represent the number of Florida and non-Florida residents for whom test results were received by the Department of Health. A person can be tested by more than one laboratory and can have both positive and negative results. **Therefore, the sum of the numbers in each column will be larger than the total number of people tested.**

Reporting lab	Inconclusive	Negative	Positive	Percent positive	Total
COMPASSION PEDIATRICS		3	5	63%	8
EMORY JOHNS CREEK HOSPITAL		8			8
GLEN FALLS HOSPITAL DEPARTMENT OF PATHOLOGY		7	1	13%	8
CVS TX8387POCT AUSTIN		8			8
CVS IN3975POCT JEFFERSONVILLE		5	3	38%	8
MID-HUDSON VALLEY DIVISION OF WESTCHESTER MEDICAL		8			8
HERNANDO PASCO HOSPICE INC		7	1	13%	8
AFC/DOCTORS EXPRESS NORTH BERGEN		6	2	25%	8
NEOGENOMICS LABORATORIES, INC		8			8
HUNTINGTON VILLAGE URGENT CARE		8			8
HARBORCHASE OF DR PHILLIPS		7	1	13%	8
MEDEXPRESS URGENT CARE MORGANTOWN		8			8
CIGNA ONSITE HEALTH LLC		2	6	75%	8
CAREPOINT CLINIC		5	3	38%	8
SARAH LAWRENCE COLLEGE HEALTH SERVICES		8			8
X-GENE MOLECULAR LABS		1	7	88%	8
MINUTE-CLINIC DIAGNOSTIC OF VIRGINIA, LLC #794		7	1	13%	8
MODMD LABORATORY		8			8
CAPRONA GROUP HOME		2	6	75%	8
MINUTECLINIC DIAG OF IND, LLC #10190		7	1	13%	8
SURGOINSVILLE PHARMACY		8			8
DOCTOR'S IN HOUSE LAB			8	100%	8
MINUTECLINIC DIAGNOSTIC OF OHIO #4401		8			8
MEDEXPRESS URGENT CARE - HOT SPRINGS		8			8
NORTHEAST ALABAMA REGIONAL MEDICAL CENTER		5	3	38%	8
MINUTECLINIC, LLC #03965		8			8
FHMG_FM AND IM AVALON PARK		2	6	75%	8
BIOTECH PHARMACEUTICAL GROUP LLC			8	100%	8
ORMOND BEACH CENTRA CARE			8	100%	8
MEDEXPRESS - WILMINGTON CONCORD PIKE		7	1	13%	8
APEX HOME HEALTH CARE		7	1	13%	8
MEDEXPRESS URGENT CARE-PASADENA		8			8
SOUTHEASTERN PEDIATRIC ASSOCIATES			8	100%	8
ROBERT WOOD JOHNSON HOSPITAL		7	1	13%	8
NEUROSCIENCE AND SPINE ASSOCIATES, PL		7	1	13%	8
MINUTE CLINIC DIAGNOSTIC OF PENNSYLVANIA		8			8
NORTHDALE REHABILITATION CENTER			8	100%	8
Nashville Central Laboratory		8			8
DR. PHILLIPS MEDICAL WELLNESS CENTER		4	4	50%	8
FOUNTAINVIEW BY FIVE STAR QUALITY CARE		7	1	13%	8
LEPE'S HOUSE			7	100%	7
MINUTECLINIC #2797		7			7
BRADENTON PHYSICIANS MEDICAL CENTER			7	100%	7
PALM GARDEN OF SUN CITY			7	100%	7
HELIX MEDICAL CENTERS		1	6	86%	7
OCALA REGIONAL KIDNEY CENTER EAST		2	5	71%	7
CVS NJ862POCT MARLBORO		6	1	14%	7

COVID-19: testing by laboratory

Data through May 2, 2021 verified as of May 3, 2021 at 09:25 AM

Data in this report are provisional and subject to change.

The numbers in the table below represent the number of Florida and non-Florida residents for whom test results were received by the Department of Health. A person can be tested by more than one laboratory and can have both positive and negative results. **Therefore, the sum of the numbers in each column will be larger than the total number of people tested.**

Reporting lab	Inconclusive	Negative	Positive	Percent positive	Total
NON-US			7	100%	7
CVS NC5532POCT SUMMERFIELD		7			7
CALIFORNIA DEPARTMENT OF PUBLIC HEALTH		1	6	86%	7
USCG SECTOR ST PETE		3	4	57%	7
TESTD			7	100%	7
Lenox on the Lake			7	100%	7
MINUTECLINIC, LLC #1452		7			7
FLORIDA DEPARTMENT OF HEALTH IN SARASOTA COUNTY		6	1	14%	7
MINUTECLINIC DIAGNOSTIC OF OHIO #6147		6	1	14%	7
SCHOOL OF PHARMACY AND PHARMACEUTICAL		7			7
LEE COUNTY HEALTH DEPARTMENT		4	3	43%	7
EAST GEORGIA REGIONAL MEDICAL CENTER		6	1	14%	7
FRESENIUS KIDNEY CARE FORT WALTON BEACH			7	100%	7
Enterprise Health and Rehabilitation Center		7			7
MEDEXPRESS URGENT CARE-MUNCIE		7			7
Rutgers Health Rwj University Hospital - Laboratory		4	3	43%	7
CARENOW URGENT CARE-SOUTHLAKE			7	100%	7
ENTRUST IMMEDIATE CARE			7	100%	7
CARESOUTH HHA HOLDINGS OF TALLAHASSEE LLC		7			7
ST. LUCIE COUNTY HEALTH DEPARTMENT		5	2	29%	7
SUPERIOR RESIDENCES AT CALA HILLS		7			7
DALLAS COUNTY HEALTH AND HUMAN SERVICES			7	100%	7
WALGREENS - STORE #9479		5	2	29%	7
CVS PA813POCT RICHBORO		7			7
WALGREENS #10264		7			7
TRUE HEALTH DIAGNOSTICS		1	6	86%	7
EAST SIDE CLINICAL LABORATORY		5	2	29%	7
GREENVILLE MEMORIAL HOSPITAL LAB			7	100%	7
PIEDMONT HENRY HOSPITAL, INC		7			7
EL PARAISO HOME INC		7			7
MALABAR FAMILY PRACTICE		4	3	43%	7
DOTHAN WEST FAMILY MEDICINE		5	2	29%	7
WILDLIGHT LAB			7	100%	7
FAMILY MEDICINE MEDICAL DRIVE		7			7
OCALA FAMILY MEDICAL CENTER		7			7
PURECARE PHARMACY		6	1	14%	7
PANCARE HEALTH - HOSFORD SCHOOL			7	100%	7
JUPITER ISLAND PUBLIC SAFETY		5	2	29%	7
CVS KY4779POCT LOUISVILLE		5	2	29%	7
FLORIDA SCHOOL FOR THE DEAF AND THE BLIND			7	100%	7
WELLSTAR ATLANTA MEDICAL CENTER LABORA		6	1	14%	7
MINUTECLINIC DIAGNOSTIC OF OHIO #2964		7			7
GALLUP INDIAN MEDICAL CENTER		7			7
PENN MEDICINE PRINCETON MEDICAL CENTER		6	1	14%	7
LAKE NONA PEDIATRICS IN ASSOCIATION WITH NEMOURS		5	2	29%	7
TREASURE COAST INFECTIOUS DISEASE CONSULTANTS		4	3	43%	7
FLORIDA HOSPITAL KISSIMMEE		4	3	43%	7

COVID-19: testing by laboratory

Data through May 2, 2021 verified as of May 3, 2021 at 09:25 AM

Data in this report are provisional and subject to change.

The numbers in the table below represent the number of Florida and non-Florida residents for whom test results were received by the Department of Health. A person can be tested by more than one laboratory and can have both positive and negative results. **Therefore, the sum of the numbers in each column will be larger than the total number of people tested.**

Reporting lab	Inconclusive	Negative	Positive	Percent positive	Total
Bon Secours Place		6	1	14%	7
PRIMBIO RESEARCH INSTITUTE LLC		7			7
GAINESVILLE PEDIATRIC ASSOCIATES		1	6	86%	7
HEALTH CARE LABORATORY SERVICES		1	6	86%	7
QUE		4	3	43%	7
MEDEXPRESS URGENT CARE - STATE COLLEGE		5	2	29%	7
Robert Wood Johnson University Hospital		5	2	29%	7
GEISINGER MEDICAL CENTER		2	5	71%	7
FLORIDA PREMIER MEDICAL CARE PA			7	100%	7
MEDEXPRESS URGENT CARE-SCOTT TOWNSHIP		6	1	14%	7
SKR MEDICAL ADVISORS		7			7
KENDALL REGIONAL MEDICAL CNTR			7	100%	7
NYU WINTHROP HOSPITAL PATHOLOGY		7			7
GRACE REHABILITATION CENTER OF VERO BEACH		4	3	43%	7
FLORIDA HOSPITAL APOPKA		6	1	14%	7
CRESTWOOD MEDICAL CENTER		5	2	29%	7
ADVENT HEALTH APOPKA		3	4	57%	7
ADVENTHEALTH MEDICAL GROUP INTERNAL MEDICINE AT		2	5	71%	7
BROWNE MEDICAL LLC		5	2	29%	7
LYNMOORE,THE		7			7
LEVY COUNTY SHERRIF'S DEPT			7	100%	7
SOMA MEDICAL CENTER PA #3 GREENACRES			7	100%	7
CVS PHARMACY #8800		5	2	29%	7
MINUTECLINIC DIAGNOSTIC OF RHODE ISLAN		7			7
SOUTH COM HEALTH CLINIC, DEPT. OF THE ARMY		7			7
DIAGNOSTIC & MEDICAL SPECIALISTS OF GREENWICH		5	2	29%	7
HOME CARE PHARMACY OF PALM COAST INC		7			7
YAZJI PEDIATRIC CARE LLC DBA TUKA PEDIATRICS			7	100%	7
PEDIATRICS OF CENTRAL FLORIDA		5	2	29%	7
ECLRS		2	5	71%	7
MEDEXPRESS URGENT CARE MURRYSVILLE		5	2	29%	7
ST CHARLES BEND LABORATORY		6	1	14%	7
ABBNEY MANOR RETIREMENT RESIDENCE INC		7			7
MARTHA A PRICE MD PA		3	4	57%	7
COMPLETE FAMILY CARE, LLC/UNIVERSITY OF SAINT MARY		7			7
PANCARE HEALTH - KATE SMITH ELEMENTARY		1	6	86%	7
EASTERN FLORIDA STATE COLLEGE – PALM BAY CAMPUS□			7	100%	7
CVS CA9103POCT ESCONDIDO		7			7
PEDIATRICS URGENT CARE, LLC			7	100%	7
OPTUM PRIMARY CARE - FOUNTAIN OAKS		3	4	57%	7
Chestnut Park Rehabilitation and Nursing Center		7			7
DANIEL M LIBBY MD PLLC		7			7
BOONE DRUG & HEALTHCARE AT DEERFIELD			7	100%	7
HEARTLAND PEDIATRICS OF LAKE PLACID			7	100%	7
LAWTON CHILES HEALTH CENTER		1	6	86%	7
MANATEE PEDIATRICS			7	100%	7
BALTIMORE CITY HEALTH DEPT COMMUNICABLE DISEASES AND EPIDEMIOLOGY			7	100%	7

COVID-19: testing by laboratory

Data through May 2, 2021 verified as of May 3, 2021 at 09:25 AM

Data in this report are provisional and subject to change.

The numbers in the table below represent the number of Florida and non-Florida residents for whom test results were received by the Department of Health. A person can be tested by more than one laboratory and can have both positive and negative results. **Therefore, the sum of the numbers in each column will be larger than the total number of people tested.**

Reporting lab	Inconclusive	Negative	Positive	Percent positive	Total
FIRST PHYSICIANS GROUP - LORRAINE CORNERS		7			7
DOCTOR'S IN-HOUSE LAB/COMMUNITY HEALTH CENTERS OF PINELLAS –PINELLAS P			7	100%	7
CVS MA1852POCT MEDWAY		7			7
CARENOW URGENT CARE-MADISON		7			7
EXPICARE NURSING AGENCY, INC		5	2	29%	7
MEDEXPRESS URGENT CARE-NESHANNOCK TWP		6	1	14%	7
MAXHEALTH		5	2	29%	7
LONGWOOD FAMILY MEDICINE		1	6	86%	7
RIVER OAKS TREATMENT CENTER			7	100%	7
VICTORIAN MANOR		2	5	71%	7
BELL-MINOR HOME		7			7
Parkside Villa		7			7
Hiawatha Care Center		7			7
PROVIDENCE LABORATORY SERVICES		7			7
CVS CA9721POCT ARCADIA		7			7
BROOKDALE LAKE ORIENTA			7	100%	7
MINUTECLINIC DIAGNOSTIC OF KANSAS PA		7			7
KANSAS DEPARTMENT OF HEALTH		2	5	71%	7
CVS IN8669POCT INDIANAPOLIS		6	1	14%	7
MEDEXPRESS URGENT CARE - HOLLINS		7			7
Thermopolis Rehabilitation Wellness		7			7
PERSONAL PHYSICIAN CARE PA			7	100%	7
CVS TN4624POCT KNOXVILLE		6	1	14%	7
CVS OH6123POCT CINCINNATI		5	2	29%	7
WOMENS CARE FLORIDA LLC		5	2	29%	7
CVS NV9841POCT RENO		4	3	43%	7
NEMOURS CHILDRENS, LAKE NONA			7	100%	7
WEXFORD HEALTH SOURCES INC		7			7
MAINE DEPARTMENT OF HEALTH AND HUMAN SERVICES			7	100%	7
WALGREENS #09304		5	2	29%	7
FLORIDA CANCER SPECIALISTS & RESEARCH INSTITUTE		6	1	14%	7
CVS TX4397POCT CYPRESS		7			7
LIZS ADULT CARE		7			7
MIAMI BEACH COMMUNITY HEALTH CENTER INC			7	100%	7
MINUTECLINIC DIAG OF IND LLC #1138		6	1	14%	7
NORTHSIDE MEDICAL CENTER		7			7
CVS SC5479POCT INDIAN LAND		6	1	14%	7
CVS OH3458POCT BEAVERCREEK		7			7
MINUTECLINIC DIAG OF IND, LLC #6648		5	2	29%	7
CVS PA1296POCT DREXEL HILL		5	2	29%	7
HOLY GARDEN ALF, INC.		7			7
SOUTHEAST GEORGIA HEALTH SYSTEM, INC D		7			7
IAN C BOYKIN MD		4	3	43%	7
Ocoee Health Care Center		7			7
CVS OH3080POCT HUBER HEIGHTS		6	1	14%	7
CVS NM8918POCT ALBUQUERQUE		7			7
AVON PARK PEDIATRICS			7	100%	7

COVID-19: testing by laboratory

Data through May 2, 2021 verified as of May 3, 2021 at 09:25 AM

Data in this report are provisional and subject to change.

The numbers in the table below represent the number of Florida and non-Florida residents for whom test results were received by the Department of Health. A person can be tested by more than one laboratory and can have both positive and negative results. **Therefore, the sum of the numbers in each column will be larger than the total number of people tested.**

Reporting lab	Inconclusive	Negative	Positive	Percent positive	Total
DELAWARE DEPARTMENT OF HEATH		6	1	14%	7
IRL MARKET LAB			7	100%	7
CVS GA2236POCT WOODSTOCK		7			7
LOUISIANA DEPT OF HEALTH			7	100%	7
NU WAVE MEDICAL CENTER			7	100%	7
CHELSEA NYC LAB		7			7
CVS CA8850POCT HUNTINGTON BEACH		6	1	14%	7
New York Harbor Harbor HCS - Brooklyn Campus		7			7
PENINSULA CARE AND REHABILITATION CENTER			7	100%	7
MEDEXPRESS URGENT CARE-DUBOIS		7			7
NELSON BIOLOGICAL			7	100%	7
FLORIDA DIGESTIVE AND LIVER SPECIALIST		7			7
MEDEXPRESS URGENT CARE PORT HURON		6	1	14%	7
Centrastate Medical Center		6	1	14%	7
CVS NJ837POCT MARLTON		7			7
NORTH FLORIDA MEDICAL CENTERS INC		1	6	86%	7
MEDEXPRESS URGENT CARE - IRVING		7			7
MINUTECLINIC DIAG OF IND LLC #6998		6	1	14%	7
DOCTORS CLINICAL LABORATORY, INC		5	2	29%	7
NOVANT HEALTH INPATIENT CARE		2	5	71%	7
GENTRY PARK ORLANDO ASSISTED LIVING		6	1	14%	7
LAKE CITY CORRECTIONAL FACILITY			7	100%	7
NORTHERN DUTCHESS HOSPITAL LABORATORY		5	2	29%	7
WATAUGA MEDICAL CENTER		4	3	43%	7
MINUTECLINIC DIAGNOSTIC OF VIRGINIA, LLC		7			7
NEMOURS CHILDREN'S HOSPITAL			7	100%	7
MEDEXPRESS URGENT CARE - BLUEFIELD		6	1	14%	7
SANFORD MOBILE LAB		1	6	86%	7
GRACE WELLNESS CENTER LLC		6	1	14%	7
KEYSTONE PLACE AT NAPLES PRESERVE		4	3	43%	7
CHILDREN'S HOSPITAL OF PHILADELPHIA		5	1	17%	6
FLORIDA HEALTHCARE OF ORLANDO		1	5	83%	6
SOUTHEAST GEORGIA HEALTH SERVICES, LLC		6			6
MINUTECLINIC DIAGNOSTIC OF KENTUCKY		6			6
OVIEDO CHILDRENS HEALTH CENTER LLC		1	5	83%	6
VILLAGES HEALTH, THE		4	2	33%	6
ELITE MEDICAL CENTER		1	5	83%	6
ADVENTHEALTH CELEBRATION EMPLOYEE CLINIC		6			6
MINUTECLINIC 7196		5	1	17%	6
CELAL GUROL ERBAY, MD			6	100%	6
CVS MINUTE CLINIC DIAGNOSTIC OF TEXAS		5	1	17%	6
ANTHONY-BROWN PHARMACY		6			6
COVID TESTING LLC			6	100%	6
NYU WINTHROP LABORATORY		6			6
PLEASANTVILLE OF SEBASTIAN LLC			6	100%	6
THE PALMS REHABILITATION AND HEALTHCARE CENTER		5	1	17%	6
Oakwood - North Baldwins Center for Living		6			6

COVID-19: testing by laboratory

Data through May 2, 2021 verified as of May 3, 2021 at 09:25 AM

Data in this report are provisional and subject to change.

The numbers in the table below represent the number of Florida and non-Florida residents for whom test results were received by the Department of Health. A person can be tested by more than one laboratory and can have both positive and negative results. **Therefore, the sum of the numbers in each column will be larger than the total number of people tested.**

Reporting lab	Inconclusive	Negative	Positive	Percent positive	Total
ORLANDO HEALTH PHYSICIAN GROUP			6	100%	6
CVS IN6572POCT INDIANAPOLIS		6			6
DOCTORS HOSPITAL OF AUGUSTA		6			6
MINUTECLINIC DIAGNOSTIC OF TN PC #442		4	2	33%	6
PARADIGM LABORATORIES			6	100%	6
CVS TX1104POCT ALLEN		6			6
HELIX KH UC		1	5	83%	6
JERSEY SHORE MEDICAL CENTER		6			6
PRINCETON BMC LABORATORY		6			6
MINUTECLINIC LLC #5041		2	4	67%	6
MORRIS HALL/ST JOSEPH NURSING CENTER		6			6
MIAMI RESCUE MISSION CLINIC INC			6	100%	6
CVS TX10140POCT THE WOODLANDS		5	1	17%	6
DEPARTMENT OF HEALTH AND HUMAN SERVICES STATE OF NEW HAMPSHIRE			6	100%	6
LOS ALAMOS NATIONAL LABORATORY		6			6
THE WINDSOR OF OCALA		2	4	67%	6
TEXAS MEDCLINIC			6	100%	6
RIVER CITY PRIMARY AND URGENT CARE			6	100%	6
MD NOW MEDICAL CENTER			6	100%	6
DAVISON HEALTH CENTER WESLEYAN UNIVERS		6			6
Kroger 673 - The Little Clinic Dallas		5	1	17%	6
CVS MINUTE CLINIC DIAGNOSTIC MED GRP OF CAL		5	1	17%	6
COVID RAPID LABS		1	5	83%	6
CVS NATIONAL HARBOR MD2297714CV		6			6
ELITE MD GROUP INC		2	4	67%	6
MEDEXPRESS URGENT CARE SHADYSIDE		5	1	17%	6
THE CLINIC PREMISE HEALTH			6	100%	6
MEDEXPRESS URGENT CARE - MBURG COMMONS		5	1	17%	6
CVS NC6402POCT DAVIDSON		4	2	33%	6
QUICK CARE MED WALK IN AND URGENT CARE			6	100%	6
PUBLIC HEALTH LAB		6			6
DIXIE COUNTY EMERGENCY SERVICES			6	100%	6
RIVERVIEW ALF OPERATOR LLC		1	5	83%	6
PREMIER FAMILY HEALTH PA			6	100%	6
MERCY COLLEGE HEALTH OFFICE		6			6
AARK LABORATORY		6			6
HEARTLAND HOME HEALTH CARE		6			6
MEDEXPRESS URGENT CARE-HERSHEY		5	1	17%	6
Northwell Lab		2	4	67%	6
MEDEXPRESS - NEWARK		6			6
PELICAN LANDING		1	5	83%	6
MOUNT SINAI BROOKLYN LABORATORY		5	1	17%	6
Englewood Health Care Center		6			6
FLORIDA WOMAN CARE LABORATORY			6	100%	6
GUTHRIE CORNING HOSPITAL LABORATORY		6			6
MANATEE MEMORIAL HOSPITAL CLINICAL LABORATORY			6	100%	6
CVS MI8049POCT WATERFORD		5	1	17%	6

COVID-19: testing by laboratory

Data through May 2, 2021 verified as of May 3, 2021 at 09:25 AM

Data in this report are provisional and subject to change.

The numbers in the table below represent the number of Florida and non-Florida residents for whom test results were received by the Department of Health. A person can be tested by more than one laboratory and can have both positive and negative results. **Therefore, the sum of the numbers in each column will be larger than the total number of people tested.**

Reporting lab	Inconclusive	Negative	Positive	Percent positive	Total
DOCTORS OFFICE OF NEW JERSEY		6			6
CDRX INFUSION			6	100%	6
MCKENZIE-WILLAMETTE MEDICAL CENTER LAB		6			6
CVS SC5550POCT CLOVER		5	1	17%	6
ADVENTHEALTH CAR CENTER APOPKA			6	100%	6
CVS IL5797POCT CAROL STREAM		6			6
CAREWELL 301 - WARWICK			6	100%	6
APALACHEE CENTER INC		4	2	33%	6
ADVENTHEALTH MEDICALGROUP PEDIATRICS AT ORLANDO		6			6
MEDEXPRESS URGEN CARE - EAST BRUNSWICK		6			6
ALLEGRO FLEMING ISLAND		1	5	83%	6
CVS TX7821POCT LEAGUE CITY		6			6
THE READING HOSPITAL & MEDICAL CENTER			6	100%	6
URGENT CARE HOUSECALLS PA		5	1	17%	6
QUATRACOR PLLC		6			6
HACKENSACK UNIV MED CTR-PATHOLOGY DEPT		6			6
BETHESDA COMMUNITY HEALTH CENTER			6	100%	6
CVS MA1095POCT AMHERST		5	1	17%	6
MEDEXPRESS URGENT CARE - WEIRTON		6			6
ENIGMA DIAGNOSTIC, INC.			6	100%	6
CVS IN6654POCT INDIANAPOLIS		5	1	17%	6
MINUTECLINIC DIAGNOSTIC OF OHIO #6139		6			6
AMERICAN EAGLE LEESBURG AL LLC DBA VISTA LAKE			6	100%	6
CVS MA2401POCT MARSHFIELD		5	1	17%	6
WALGREENS #07589		5	1	17%	6
DEPARTMENT OF HEALTH AND HUMAN SERVICES DIVISION OF BEHAVIORAL HEALTH		1	5	83%	6
ARLINGTON OF NAPLES		6			6
MINUTECLINIC LLC #5010		5	1	17%	6
FLORIDA MEDICAL SPECIALISTS		2	4	67%	6
PEACE OF MIND REHAB CENTER		6			6
LAKEVIEW TERRACE HOME HEALTH SERVICES LLC			6	100%	6
PALMETTO HEALTH ALLIANCE		3	3	50%	6
CVS PA2688POCT COLLEGEVILLE		6			6
OURMED		5	1	17%	6
MINUTECLINIC, LLC #07876		5	1	17%	6
REDMED OF CROSSTOWN		3	3	50%	6
SANITAS LAUDERDALE LAKES			6	100%	6
FIRST COAST CARDIOVASCULAR INSTITUTE PA			6	100%	6
CITIZENS BAPTIST MEDICAL CENTERS LAB		5	1	17%	6
PANCARE HEALTH - ALTHA PUBLIC			6	100%	6
MEDEXPRESS URGENT CARE - ELM GROVE		5	1	17%	6
GUTHRIE MEDICAL GROUP LABORATORIES		6			6
PENN NURSING CENTER		6			6
JOSEF SCHENKER, MD, PC		6			6
TIMBER CREEK PEDIATRICS		6			6
AMERICAN HEALTH ASSOC. LABORATORY SOUTH		4	2	33%	6
TALLAHASSEE MEMORIAL HEALTHCARE			6	100%	6

COVID-19: testing by laboratory

Data through May 2, 2021 verified as of May 3, 2021 at 09:25 AM

Data in this report are provisional and subject to change.

The numbers in the table below represent the number of Florida and non-Florida residents for whom test results were received by the Department of Health. A person can be tested by more than one laboratory and can have both positive and negative results. **Therefore, the sum of the numbers in each column will be larger than the total number of people tested.**

Reporting lab	Inconclusive	Negative	Positive	Percent positive	Total
BAYSHORE POINTE NURSING AND REHAB CENTER			6	100%	6
ABSOLUTE HEALTH		5	1	17%	6
LPG COCONUT POINT - FAMILY/ INTERNAL MEDICINE		6			6
MEDEXPRESS URGENT CARE - LOGAN		6			6
NORTH FLORIDA PEDIATRICS JASPER			6	100%	6
CVS PA5241POCT CHALFONT		6			6
ST LUKES HOSPITAL LABORATORY		2	4	67%	6
UW MEDICINE VIROLOGY LAB			6	100%	6
PATHGROUP LABS, LLC		4	2	33%	6
PR HEALTH		1	5	83%	6
BNR PHARMACY INC		6			6
Kennedy University Hospital		5	1	17%	6
CENTRAL FLORIDA PRIMARY CARE			6	100%	6
GENESIS FAMILY PRACTICE		3	3	50%	6
CVS CA9823POCT SACRAMENTO		6			6
IVY ROSEN MD PLLC		6			6
SIGNATURE URGENT CARE			6	100%	6
WELLMED AT FORT PIERCE		4	2	33%	6
CURATIVE CARE CENTER INC		1	5	83%	6
PROGRESS PHARMACY INC		1	5	83%	6
CVS NJ2815POCT E BRUNSWICK		4	2	33%	6
SANTOS REHABILITATION CENTER INC			6	100%	6
CVS MA507POCT LEOMINSTER		5	1	17%	6
WG WINDSOR WOODS SH LLC		6			6
UT MEMPHIS UNIVERSITY HEALTH SERVICES			6	100%	6
HOLLY HILL HOME INFUSION SERVICE		5	1	17%	6
SAINT PETER'S UNIVERSITY HOSPITAL		6			6
SHEEPSHEAD BAY URGENT CARE		6			6
CVS MD1515POCT LEONARDTOWN		4	2	33%	6
SOUTHERN OCEAN MEDICAL CENTER		6			6
UT SOUTHWESTERN MEDICAL CENTER			6	100%	6
TAMIAMI LAB MILLENIUM			6	100%	6
TIFT REGIONAL HLTH SYSTEM, INC DBA SOU		6			6
MEDEXPRESS URGENT CARE - LEDGEWOOD		5	1	17%	6
INDIANA STATE DEPARTMENT OF HEALTH LABORATORIES			6	100%	6
BOCA VIPEDIATRICS			6	100%	6
VALSPAR CHAMPIONSHIP		6			6
CVS TX2263POCT SAN ANTONIO		6			6
MINUTE CLINIC LLC #1831		6			6
VIERA PEDIATRICS		1	5	83%	6
CAPITAL HEALTH PLAN LABORATORIES			6	100%	6
ARC POINT LABS OF AUSTIN NORTH			6	100%	6
MEDEXPRESS URGENT CARE, CHAMBERSBURG		5	1	17%	6
FLORIDA DEPARTMENT OF HEALTH IN MIAMI DADE COUNTY		5	1	17%	6
CAMELLIA AT DEERWOOD		2	4	67%	6
ADVENT HEALTH - TUSKAWILLA		4	2	33%	6
GENTLE MEDICINE ASSOCIATES / DR. REGINE BATAILLE		6			6

COVID-19: testing by laboratory

Data through May 2, 2021 verified as of May 3, 2021 at 09:25 AM

Data in this report are provisional and subject to change.

The numbers in the table below represent the number of Florida and non-Florida residents for whom test results were received by the Department of Health. A person can be tested by more than one laboratory and can have both positive and negative results. **Therefore, the sum of the numbers in each column will be larger than the total number of people tested.**

Reporting lab	Inconclusive	Negative	Positive	Percent positive	Total
MEDEXPRESS URGENT CARE-PITTSFIELD		6			6
UNIVERISTY OF MIAMI			6	100%	6
MERCY URGENT CARE			6	100%	6
CVS PA1379POCT LANSDALE		5	1	17%	6
FAMILY TREE PRIMARY CARE		5	1	17%	6
LUMADOC HEALTH		4	2	33%	6
PROHEALTH MED		1	5	83%	6
WIREGRASS MEDICAL CENTER			6	100%	6
BROWARD TRANSITIONAL CENTER			6	100%	6
XPRESS URGENT CARE LLC		6			6
WAKEMED		1	5	83%	6
MEDEXPRESS URGENT CARE - HUNTINGTON WE		6			6
FLEET LANDING			6	100%	6
MINUTECLINIC DIAGNOSTICS OF IND LLC		3	3	50%	6
CVS NH6596POCT HAMPTON		6			6
SOUTHEASTERN DERMATOLOGY GROUP PA		5	1	17%	6
COMMUNITY HEALTH CENTERS OF PINELLAS, INC		4	2	33%	6
TRUSTBRIDGE			6	100%	6
UNILAB OF DADE INC			6	100%	6
MEDEXPRESS URGENT CARE - NORTH LITTLE		5	1	17%	6
MINUTECLINIC MINUTECLINIC #3665		6			6
MAXCARE CLINIC			6	100%	6
DISCOVERY VILLAGE AT DEERWOOD			6	100%	6
MCR HEALTH LAWTON CHILES ADMINISTRATION STE A		1	5	83%	6
MEDEXPRESS URGENT CARE - WAXAHACHIE, N HIGHWAY 77		4	2	33%	6
MINUTECLINIC MINUTECLINIC #921		6			6
RAPID MEDLAB (004MO)		5	1	17%	6
UF HEALTH PATHOLOGY LABORATORIES			6	100%	6
PHYSICIANS URGENT CARE BERRY FARMS		4	2	33%	6
COMPUNET CLINICAL LAB			6	100%	6
UNILAB		2	4	67%	6
DISCOVERY VILLAGE AT STUART		2	4	67%	6
ALL4KIDZ PEDIATRICS LLC		3	3	50%	6
BAYCARE ALLIANT HOSPITAL			6	100%	6
CVS NV2928POCT LAS VEGAS		6			6
ADVANCED URGENT CARE OF MARATHON		1	5	83%	6
MIZELL MEMORIAL HOSPITAL			6	100%	6
CVS OH2518POCT COLUMBUS		5	1	17%	6
TULLAHOMA HMA, LLC		5	1	17%	6
MEDEXPRESS - COLLINSVILLE BELT LINE		4	2	33%	6
BAYCARE MEDICAL GROUP, INC		6			6
RURAL HEALTH CARE INC			6	100%	6
UPMC HEALTH SYSTEM		4	2	33%	6
Madison Health & Rehabilitation		6			6
BETH ISRAEL DEACONESS MEDICAL CENTER			6	100%	6
MINUTECLINIC, LLC (CLINIC 10928)		6			6
BROWARD COUNTY HEALTH DEPT.			6	100%	6

COVID-19: testing by laboratory

Data through May 2, 2021 verified as of May 3, 2021 at 09:25 AM

Data in this report are provisional and subject to change.

The numbers in the table below represent the number of Florida and non-Florida residents for whom test results were received by the Department of Health. A person can be tested by more than one laboratory and can have both positive and negative results. **Therefore, the sum of the numbers in each column will be larger than the total number of people tested.**

Reporting lab	Inconclusive	Negative	Positive	Percent positive	Total
Advanced Care Center			6	100%	6
CVS MA957POCT WEST SPRINGFIELD		6			6
LEHIGH REGIONAL MEDICAL CENTER LABORATORY		3	3	50%	6
MEDICAL CENTER AT OCEAN REEF		1	5	83%	6
CVS TX8322POCT AUSTIN		6			6
PRESBYTERIAN HOME		6			6
CLINICAL CARE ASSOCIATES			6	100%	6
HENDRY REGIONAL CONVENIENT CARE CENTER			6	100%	6
MINUTECLINIC, LLC #07852		5	1	17%	6
HUNTERS CREEK PEDIATRICS		6			6
BROOKDALE CLERMONT			6	100%	6
ASCENSION ST VINCENT'S CLAY COUNTY			6	100%	6
MEDEXPRESS URGENT CARE - PRINCETON		5	1	17%	6
FLORIDA DEPARTMENT OF HEALTH SEMINOLE COUNTY		1	5	83%	6
LRHS Southeastern University		4	2	33%	6
ATLANTIC COMMUNITY HIGH SCHOOL		5	1	17%	6
CENTRAL JERSEY URGENT CARE OF BROWN MI		6			6
AMERICAN MEDICAL RESPONSE - DENVER		3	3	50%	6
FAMILY CARE MEDICAL CENTER			6	100%	6
CONCENTRA			6	100%	6
MARSHALL MEDICAL CENTER SOUTH LAB		5	1	17%	6
FIFTH AVENUE PEDIATRICS		3	3	50%	6
PALM HARBOR DERMATOLOGY		4	2	33%	6
UCF STUDENT HEALTH SERVICES LABORATORY		2	3	60%	5
WALGREENS #03287		5			5
PEDIATRIC URGENT HEALTH CARE			5	100%	5
OMNICARE PHARMACY OFTEXAS 1, LP DBA OMNICARE		5			5
SJH			5	100%	5
MEDICAL CENTER OF BLOUNTSTOWN			5	100%	5
MINUTECLINIC, LLC #7139		5			5
COPELAND MEDICAL CLINIC		3	2	40%	5
SOUTH FLORIDA FAMILY HEALTH & RESEARCH CTR			5	100%	5
NIBHA MEDIRATTA MD PL			5	100%	5
CHAMPLAIN VALLEY PHYSICIANS HOSPITAL		3	2	40%	5
MIDDLEBURG VA CBOC		4	1	20%	5
FAMILY TREE DNA			5	100%	5
MORGAN STANLEY HEALTH CENTER		5			5
CLEVELAND CLINIC MARTIN HEALTH NURSING & RESTORATIVE		5			5
ALPHADERA LABS, LLC			5	100%	5
CVS NC2771POCT CLAYTON		4	1	20%	5
ST BARNABAS HOSPITAL		5			5
CVS MA2172POCT NORTH GRAFTON		5			5
FLORIDA HOSPITAL LAKE MARY		5			5
GOOD SAMARITAN HOSPITAL		3	2	40%	5
MINUTECLINIC # 21110		3	2	40%	5
TANNER MEDICAL CENTER EAST AL		5			5
UNIVERSITY OF MIAMI / SCCC RESEARCH LABORATORY			5	100%	5

COVID-19: testing by laboratory

Data through May 2, 2021 verified as of May 3, 2021 at 09:25 AM

Data in this report are provisional and subject to change.

The numbers in the table below represent the number of Florida and non-Florida residents for whom test results were received by the Department of Health. A person can be tested by more than one laboratory and can have both positive and negative results. **Therefore, the sum of the numbers in each column will be larger than the total number of people tested.**

Reporting lab	Inconclusive	Negative	Positive	Percent positive	Total
ST VINCENTS AMBULATORY CARE INC		3	2	40%	5
MEDEXPRESS URGENT CARE - WALDORF, CRAIN HWY		5			5
RUSSELL SAGE COLLEGE WELLNESS CENTER		5			5
LIFEPLUS HEALTHCARE GROUP INC		5			5
CVS TX7151POCT HUMBLE		4	1	20%	5
ELITE CARE			5	100%	5
Arbors at Marietta		5			5
SCIENCE CARE			5	100%	5
MIAMI MEDICAL CONSULTANT PA			5	100%	5
AHF PUBLIC HEALTH LABORATORY			5	100%	5
JOSEPH SCHENKER MD PC		5			5
DICKSON MEDICAL ASSOCIATES PC PATH LAB		4	1	20%	5
AMI ST FRANCIS HOSPITAL LABORATORY		4	1	20%	5
SOUTH BEND MEDICAL FOUNDATION			5	100%	5
MASSASHUSETTS STATE LAB INSTITUTE		2	3	60%	5
CVS SC4122POCT TAYLORS		5			5
CVS OH10893POCT PARMA		2	3	60%	5
OCCMED SOLUTIONS		2	3	60%	5
GRADY MEMORIAL HOSPITAL/MICRO			5	100%	5
CVS NE8615POCT LINCOLN		4	1	20%	5
THE UNIVERSITY OF VERMONT MEDICAL CENTER		4	1	20%	5
MEDEXPRESS URGENT CARE FOX CHAPEL		5			5
CVS KY2332POCT GEORGETOWN		4	1	20%	5
REGIONAL MEDICAL CENTER BAYONET POINT			5	100%	5
MD ANDERSON CANCER CENTER DI BAY AREA			5	100%	5
ELDER ALTERNATIVES INC		3	2	40%	5
MARION COUNTY FIRE RESCUE		3	2	40%	5
GARDENS PEDIATRICS			5	100%	5
COOPER HOSPITAL/UNIVERSITY MEDICAL		5			5
POWERS PEDIATRICS			5	100%	5
RELIANT IMMUNE DIAGNOSTICS			5	100%	5
CVS TN7698POCT KNOXVILLE		5			5
ADVANCED PEDIATRICS OF BOCA LLC			5	100%	5
LPG PEDIATRICS AT CAPE CORAL		5			5
CVS GA2279POCT SUWANEE		5			5
LAKE COUNTY DETENTION CENTER		3	2	40%	5
CVS GA5637POCT VILLA RICA		5			5
SONATA VERO BEACH		5			5
CVS MA394POCT SEEKONK		5			5
MEDEXPRESS URGENT CARE- COLUMBIA HEIGH		5			5
PATIENT FIRST - ALLENTOWN			5	100%	5
FLORIDA PRIMARY CARE AND SPORTS MEDICINE INC		2	3	60%	5
INVESCLINIC US, LLC		5			5
NORTH SHORE HEMATOLOGY-ONCOLOGY ASSOCIATES, PC		5			5
SOUTHEAST GEORGIA PHYSICIAN ASSOCIATES		4	1	20%	5
INSTANT MEDICAL CARE CENTER		4	1	20%	5
WASHINGTON COLLEGE HEALTH SERVICES		5			5

COVID-19: testing by laboratory

Data through May 2, 2021 verified as of May 3, 2021 at 09:25 AM

Data in this report are provisional and subject to change.

The numbers in the table below represent the number of Florida and non-Florida residents for whom test results were received by the Department of Health. A person can be tested by more than one laboratory and can have both positive and negative results. **Therefore, the sum of the numbers in each column will be larger than the total number of people tested.**

Reporting lab	Inconclusive	Negative	Positive	Percent positive	Total
THONOTOSASSA COMMUNITY HEALTH CENTER		1	4	80%	5
Samuel S. Stratton VAMC		5			5
CVS NV408817POCT LAS VEGAS		1	4	80%	5
HUNT CLUB MEDICAL CARE			5	100%	5
CVS AZ10150POCT PHOENIX		4	1	20%	5
RURAL/METRO MIDSOUTH,		5			5
ATLANTIC SURGERY CENTER OF JACKSONVILLE BEACH		5			5
MINNESOTA DEPARTMENT OF HEALTH PUBLIC HEALTH LABORATORY DIVISION	1		4	80%	5
USCG ABBOTT BINAXNOW		4	1	20%	5
INTERNAL MEDICINE & PRIMARY CARE ASSOCIATES, PLC			5	100%	5
Hillspring of Springboro		5			5
MEDEXPRESS URGENT CARE - FREDERICK		5			5
NOVANT HEALTH UVA		2	3	60%	5
KETTERING HEALTH			5	100%	5
CVS OK6225POCT EDMOND		5			5
CAREHERE LCS- EUSTIS			5	100%	5
MINUTECLINIC DIAG OF IND, LLC #6910		5			5
ST JOSEPHS BEHAVIORAL HEALTH CENTER			5	100%	5
BRIGHAM AND WOMEN'S HOSPITAL		1	4	80%	5
WILSON PEDIATRICS			5	100%	5
APC PEDIATRICS			5	100%	5
FALLSBURG CHAI		5			5
PRECISION LABS LLC		2	3	60%	5
NEW YORK PHYSICIANS LLP		5			5
NATURE COAST PRIMARY CARE LAB LLC		1	4	80%	5
URGENT CARE COASTAL GA			5	100%	5
Kroger 449 - The Little Clinic Mountain Park		4	1	20%	5
WELLMED AT APOLLO BEACH BLVD		3	2	40%	5
SAFETY HARBOR SENIOR LIVING			5	100%	5
Wynfield Park Health and Rehabilitation		5			5
BOND & STEELE CLINIC PA D/B/A BOND CLINIC PA		5			5
PRECISION DIAGNOSTICS INC - NJ		5			5
WALGREENS #15495		4	1	20%	5
SPRINGHILL SENIOR RESIDENCE		5			5
SARASOTA IMMEDIATE CARE			5	100%	5
ADVENTHEALTH GORDON		4	1	20%	5
CONCENTRA - ORLANDO SOUTH II		4	1	20%	5
BAPTIST HOSPITAL EMPLOYEE HEALTH OFF			5	100%	5
URGENT CARE OF ERWIN		5			5
MONROE COUNTY DEPT OF PUBLIC HEALTH ST		5			5
INVERNESS FAMILY CARE HIGH RISK PLLC			5	100%	5
INDIAN RIVER PRIMARY CARE PA		5			5
PIEDMONT FAYETTE HOSPITAL		3	2	40%	5
ST JOHNS BIOMEDICAL LAB		5			5
NAVAL MEDICAL CENTER			5	100%	5
PARADISE VILLA ALF INCORPORATED		5			5
MEDEXPRESS URGENT CARE LAVALE		5			5

COVID-19: testing by laboratory

Data through May 2, 2021 verified as of May 3, 2021 at 09:25 AM

Data in this report are provisional and subject to change.

The numbers in the table below represent the number of Florida and non-Florida residents for whom test results were received by the Department of Health. A person can be tested by more than one laboratory and can have both positive and negative results. **Therefore, the sum of the numbers in each column will be larger than the total number of people tested.**

Reporting lab	Inconclusive	Negative	Positive	Percent positive	Total
WEST PACIFIC MEDICAL LABORATORY			5	100%	5
REELFOOT FAMILY WALK IN CLINIC		4	1	20%	5
DAVENPORT PEDIATRICS PA		1	4	80%	5
Kroger 099 - The Little Clinic Fort Collins		5			5
LAKE MARY HEALTH AND REHABILITATION CENTER		1	4	80%	5
CVS IL8750POCT CHICAGO		3	2	40%	5
PIEDMONT NEWNAN HOSPITAL		4	1	20%	5
IMMERSION RESIDENTIAL LLC			5	100%	5
CVS NC3853POCT BURLINGTON		4	1	20%	5
EASTCHESTER PEDIATRIC MEDICAL GROUP		5			5
NORTHWOOD UNIVERSITY-BENNETT SPORTS CENTER		5			5
PEDIATRICS OF CENTRAL FLORIDA – POINCIANA		3	2	40%	5
DOCTORS HOSPITAL LAB MEDICAL OFFICE BUILDING			5	100%	5
WALGREENS# 00323		5			5
CVS IN6757POCT COLUMBUS		5			5
CVS OH3393POCT AURORA		4	1	20%	5
CFP PHYSICIANS GROUP			5	100%	5
HEALTHCARE NETWORK OF SOUTHWEST FLORIDA			5	100%	5
LEVY COUNTY DEPT. OF PUBLIC SAFETY		2	3	60%	5
CYPRESS CREEK MEDICAL CENTER			5	100%	5
GULF COAST VETERANS HCS PANAMA CITY OPC		5			5
MEDICAL UNIVERSITY SC HOSPITAL			5	100%	5
CVS MO10053POCT SAINT PETERS		5			5
INNOVATIVE COVID-DIVERSEY			5	100%	5
HELIX URGENT CARE			5	100%	5
MID - FLORIDA PATHOLOGY LLC		1	4	80%	5
OCHSNER MEDICAL CENTER			5	100%	5
STVHCS - Dental Outpatient Clinic		5			5
WOODHULL MEDICAL AND MENTAL HEALTH CTR		5			5
CVS MA299POCT WORCESTER		5			5
THE LITTLE CLINIC			5	100%	5
WASHINGTON STATE DEPARTMENT OF HEALTH PUBLIC HEALTH LABORATORIES			5	100%	5
MEDEXPRESS URGENT CARE - BECKLEY		3	2	40%	5
FLORIDA DEPARTMENT OF HEALTH - INVERNESS		3	2	40%	5
Walker BaptistMedCtr		4	1	20%	5
ALLIANCE FOR MULTISPECIALTY RESEARCH		5			5
LABS PLUS LLC		5			5
ST JOSEPHS HOSPITAL PATHOLOGY LAB		4	1	20%	5
LAKEVIEW HEALTHCARE SYSTEM LLC			5	100%	5
UNIVERISTY OF MEMPHIS ATHLETIC TRAINI		5			5
CVS IN6551POCT MOORESVILLE		4	1	20%	5
WINCHESTER MEDICAL CENTER			5	100%	5
NORTH DADE NURSING AND REHABILITATION CENTER			5	100%	5
KINGSWAY MEDICAL CENTER INC		2	3	60%	5
MINUTECLINIC DIAG OF IND, LLC #8645		5			5
WHITE WILSON MEDICAL CENTER - FWB		1	4	80%	5
Edward Hines, Jr. VA Hospital		4	1	20%	5

COVID-19: testing by laboratory

Data through May 2, 2021 verified as of May 3, 2021 at 09:25 AM

Data in this report are provisional and subject to change.

The numbers in the table below represent the number of Florida and non-Florida residents for whom test results were received by the Department of Health. A person can be tested by more than one laboratory and can have both positive and negative results. **Therefore, the sum of the numbers in each column will be larger than the total number of people tested.**

Reporting lab	Inconclusive	Negative	Positive	Percent positive	Total
CVS TX7825POCT FRISCO		4	1	20%	5
FRESENIUS MEDICAL CARE			5	100%	5
DOCS URGENT CARE		1	4	80%	5
CELERION			5	100%	5
VEIL VALLEY MEDICAL CENTER			5	100%	5
SUTTER TRACY COMMUNITY HOSPITAL			5	100%	5
Oceanside Health & Rehabilitation Center		5			5
ARKANSAS DEPARTMENT OF HEALTH			5	100%	5
EAST CENTRAL FLORIDA OUT PATIENT IMAGING			5	100%	5
STARMED FAMILY & URGENT CARE			5	100%	5
COVENANT COLLEGE HEALTH SERVICES		5			5
RHEA MEDICAL CENTER		5			5
METHODIST HEALTHCARE UNIVERSITY HOSPIT		5			5
MED EXPRESS URGENT CARE PC - MARYLAND		4	1	20%	5
CVS CA9606POCT TEMECULA		5			5
URGENT TEAM MANAGEMENT OF TENNESSEE, L		4	1	20%	5
PHYSICIANS QUALITY CARE			5	100%	5
CAPE COD HOSPITAL			5	100%	5
STEUBEN COUNTY PUBLIC HEALTH		5			5
DELAWARE PUBLIC HEALTH LABORATORY		2	3	60%	5
MEDEXPRESS URGENT CARE - MOUNTAIN HOME		4	1	20%	5
CVS CT750POCT ENFIELD		5			5
Army Residence Community		5			5
WESTMINSTER SHORES			5	100%	5
CVS PA258POCT MCKEES ROCKS		5			5
MINUTECLINIC DIAGNOSTIC OF PENNSYLVANIA, LLD #1545		5			5
MINUTECLINIC DIAG OF IND LLC #6840		5			5
PREMIER MEDICAL LABORATORY	1	2	2	40%	5
PREMIER PEDIATRICS		1	4	80%	5
CARL R DARNALL ARMY MEDICAL CENTER			5	100%	5
MEDEXPRESS URGENT CARE - SOUTH PARKERSBURG		5			5
COMMONS AT ORLANDO LUTHERAN TOWERS SNF			5	100%	5
CVS SC1540POCT MYRTLE BEACH		4	1	20%	5
FLORIDA PRIMARY & SPECIALTY CARE		5			5
PINECREST PEDIATRICS GROUP LLC			5	100%	5
MINIUTECLINIC DIAG OF IND, LLC #6553		5			5
VA PRIMARY CARE ANNEX			5	100%	5
BUEN PASTOR MEDICAL CENTER, INC			5	100%	5
Birchaven		5			5
FLAGLER HEALTH SERVICES INC			5	100%	5
ATLANTA PLUS URGENT CARE			5	100%	5
LAFAYETTE NURSING AND REHAB			5	100%	5
CVS NJ715POCT WAYNE		5			5
AUGUSTA HEALTH			5	100%	5
MEDEXPRESS URGENT CARE MARTINSBURG		3	2	40%	5
JACKSON SOUTH COMMUNITY HOSPITAL LAB			5	100%	5
MINUTECLINIC DIAGNOSTIC MED GRP OF SAN		4	1	20%	5

COVID-19: testing by laboratory

Data through May 2, 2021 verified as of May 3, 2021 at 09:25 AM

Data in this report are provisional and subject to change.

The numbers in the table below represent the number of Florida and non-Florida residents for whom test results were received by the Department of Health. A person can be tested by more than one laboratory and can have both positive and negative results. **Therefore, the sum of the numbers in each column will be larger than the total number of people tested.**

Reporting lab	Inconclusive	Negative	Positive	Percent positive	Total
CLINICAL CARE INC			5	100%	5
CARENOW URGENT CARE - WINTER SPRINGS		4	1	20%	5
GENTLE HANDS MOBILE PHLEBOTOMY			5	100%	5
REHABILITATION CENTER AT JUPITER GARDENS		5			5
CVS MA1845POCT WILMINGTON		4	1	20%	5
KEYSTONE REHABILITATION AND HEALTH CENTER		1	4	80%	5
FRESENIUS KIDNEY CARE SOUTH ORLANDO			5	100%	5
MINUTECLINIC DIAGNOSTIC OF NEVADA-9586		4	1	20%	5
NORTHPORT MEDICAL CENTER LAB		5			5
LIVING WATERS MEDICAL CENTER			5	100%	5
PRL NYC PANDEMIC RESPONSE LAB			5	100%	5
CVS AZ9290POCT PHOENIX		4	1	20%	5
CITRUS HEALTH NETWORK INC		2	3	60%	5
THE CLINIC OF PEDIATRICS & GI MEDICINE, INC			5	100%	5
WILLOW CREEK RETIREMENT CENTER		5			5
MINUTECLINIC OF NEVADA-2955 S FT APACH		5			5
CVS CA9963POCT SAN DIEGO		5			5
BEACH HOUSE		5			5
RIO PINAR HEALTH CARE			5	100%	5
DEVANSH LAB WERKS		1	4	80%	5
MD NOW MEDICAL CENTER INC			5	100%	5
COLUMBIA MEMORIAL HOSPITAL LABORATORY		5			5
CVS TX5877POCT PEARLAND		5			5
MIAMI CANCER INSTITUTE			5	100%	5
WATERTOWN URGENT CARE PLLC		5			5
MEDEXPRESS URGENT CARE - WILKES BARRE		4	1	20%	5
XRL SXF REF LAB		5			5
BAYSHORE LABORATORY		4	1	20%	5
LABCORP UNSPECIFIED		5			5
CVS MA447POCT NORTHAMPTON		3	2	40%	5
SEASIDE MANOR			5	100%	5
PATIENT FIRST - LEESBURG			5	100%	5
MINUTECLINIC, DIAGNOSTIC OF TEXAS, LLC		5			5
QUEST DIAGNOSTICS PSC		1	4	80%	5
ENCOMPASS HEALTH REHABILITATION HOSPI		5			5
QUINTON MEMORIAL HEALTH CARE CENTER		5			5
ST LUCIE COUNTY HEALTH DEPARTMENT		4	1	20%	5
MEDEXPRESS URGENT CARE - BRIDGEVILLE		5			5
PRINCIPLE HOSPICE SERVICE, LLC			5	100%	5
NORTHERN MICHIGAN UNIVERSITY ATHLETICS		5			5
FLORIDA CLINICAL LABORATORY - BIOREFERENCE LABORATORIES		2	3	60%	5
MEDEXPRESS - NEW CASTLE, DUPONT HWY		4	1	20%	5
PUTNAM HOSPITAL CENTER LABORATORY		5			5
JOHN T MACKAY MD			5	100%	5
SIENA COLLEGE SPORTS MEDICINE CENTER		5			5
CVS PA10034POCT PITTSBURGH		5			5
MEDEXPRESS URGENT CARE PLEASANT HILLS		4	1	20%	5

COVID-19: testing by laboratory

Data through May 2, 2021 verified as of May 3, 2021 at 09:25 AM

Data in this report are provisional and subject to change.

The numbers in the table below represent the number of Florida and non-Florida residents for whom test results were received by the Department of Health. A person can be tested by more than one laboratory and can have both positive and negative results. **Therefore, the sum of the numbers in each column will be larger than the total number of people tested.**

Reporting lab	Inconclusive	Negative	Positive	Percent positive	Total
HILLSBOROUGH COUNTY HEALTH DEPARTMENT			5	100%	5
UNC HOSPITAL/MCLENDON CLINICAL LABORATORIES			5	100%	5
FOUNDCARE, INC			5	100%	5
GENEVA GENERAL HOSPITAL LABORATORY		3	2	40%	5
AMAVIDA		5			5
FRANCES WARDE MEDICAL LABORATORY		2	3	60%	5
BAPTIST HEALTH - TOWN CENTER			5	100%	5
CVS GA5622POCT DALLAS		3	2	40%	5
CLINICAL LABORATORIES OF THE BUFFALO		4	1	20%	5
CVS IN5696POCT FORT WAYNE		5			5
FORSYTH HOUSE			5	100%	5
PM PEDIATRICS OF SELDEN		3	2	40%	5
PHYSICIANS IMMEDIATE CARE ELGIN			5	100%	5
ADVANCED HEART CARE OF SOUTH FLORIDA		5			5
FINLAY		1	4	80%	5
THE DOCTORS CENTER HEALTHCARE-SOUTHSIDE		1	4	80%	5
EAST BANK HOSPITAL - UNIVERSITY OF MINNESOTA MEDICAL CENTER			5	100%	5
ADVENTHEALTH MEDICAL GROUP PEDIATRICS		2	3	60%	5
JOE DIMAGGIO CHILDREN'S HOSPITAL		1	4	80%	5
CLINICAL PATHOLOGY LABORATORIES			5	100%	5
ADVENT HEALTH MEDICAL GROUP		4	1	20%	5
URGENT MED INC		3	2	40%	5
CVS ME329POCT PORTLAND		5			5
EGL GENETICS DIAGNOSTICS			5	100%	5
QUALITY MEDICAL CARE			5	100%	5
MINUTECLINIC DIAGNOSTIC OF PENNSYLVAN		4	1	20%	5
TMH PHYSICIAN PARTNERS SOUTHWOOD		1	4	80%	5
RUSH UNIVERSITY MEDICAL CENTER LABORATORY			5	100%	5
AHC Decatur County		5			5
NORTHSIDE HOSPITAL- CHEROKEE		4	1	20%	5
CVS OH2342POCT WEST CHESTER		3	2	40%	5
CANDLER HOSPITAL PATHOLOGY LABORATORY		3	2	40%	5
DEPARTMENT OF HEALTH AND HUMAN SERVICES LANSING			5	100%	5
Life Care Center of Estero			5	100%	5
AEL KNOXVILLE			5	100%	5
MEDEXPRESS URGENT CARE - SUMMERSVILLE, WEBSTER RD		5			5
INFECTION CONTROL/ EMPHEALTH		3	2	40%	5
THE RETREAT AT PORT ORANGE			5	100%	5
BROOKDALE NEW PORT RICHEY			5	100%	5
CVS AZ9210POCT SCOTTSDALE		5			5
PEDIATRICS OF ALTAMONTE		5			5
DIAGNOSTECHS		4	1	20%	5
HAWTHORNE HEALTH AND REHABILITATION			5	100%	5
BIOTECH CLINICAL LABORATORY			5	100%	5
MEDEXPRESS URGENT CARE - BECKLEY CROSS		4	1	20%	5
CVS MA929POCT FRANKLIN		5			5
PIEDMONT HOSPITAL LAB			5	100%	5

COVID-19: testing by laboratory

Data through May 2, 2021 verified as of May 3, 2021 at 09:25 AM

Data in this report are provisional and subject to change.

The numbers in the table below represent the number of Florida and non-Florida residents for whom test results were received by the Department of Health. A person can be tested by more than one laboratory and can have both positive and negative results. **Therefore, the sum of the numbers in each column will be larger than the total number of people tested.**

Reporting lab	Inconclusive	Negative	Positive	Percent positive	Total
MINUTECLINIC DIAGNOSTIC OF VIRGINIA, LLC #1980		3	2	40%	5
RANDOLPH COUNTY HEALTH & REHABILITATIO		5			5
CARENOW URGENT CARE - CENTRAL AUSTIN		1	4	80%	5
ELEVATION HEALTH LABORATORY		5			5
BOROPARK URGENT CARE		4	1	20%	5
APOLLO GARDENS RETIREMENT RESIDENCE CARE		5			5
ENT AND ALLERGY ASSOCIATES OF FLORIDA, LLC			5	100%	5
FHPG FAMILY MEDICAL CENTER OF TAMPA BAY		1	4	80%	5
MINUTECLINIC, LLC #1431		4	1	20%	5
MEDEXPRESS URGENT CARE HUNTINGTON		5			5
BLUETAIL MEDICAL GROUP, LLC		4	1	20%	5
MEDEXPRESS URGENT CARE - DANVILLE		5			5
UNIVERSITY OF CHICAGO MEDICAL CENTER LAB			5	100%	5
JUPITER ISLAND MEDICAL CLINIC INC		5			5
OPTUMCARE FLORIDA, LLC		3	2	40%	5
CVS TN6414POCT SMYRNA		3	2	40%	5
ALVARO J DANGOND MD PA		4	1	20%	5
MENORAH MANOR			5	100%	5
HELIX DIAGNOSTIX		2	3	60%	5
MEDEXPRESS URGENT CARE - WICHITA, S SENECA ST		2	2	50%	4
WALGREENS #07034		4			4
Bethany Health and Rehab		4			4
HAMILTON MEDICAL CENTER LABORATORY		2	2	50%	4
CVS IL1170POCT JOLIET		4			4
MOBILE HEALTH MEDICAL SERVICES PC		4			4
Kroger 339 - The Little Clinic Highlands - Bardstown Road		4			4
CVS OH4301POCT NORTHFIELD		4			4
MONTCLAIR STATE UNIV/HLTH & WELLNESS		4			4
RIVER CITY MEDICAL ASSOCIATES INC			4	100%	4
CVS AZ5026POCT MESA		4			4
AFFINITY URGENT CARE			4	100%	4
AIREVAC INTERNATIONAL		4			4
MEDHELP 280		4			4
CVS PA1657POCT YORK		3	1	25%	4
URGENT CARE OF THE SMOKIES			4	100%	4
PALM BEACH CANCER INSTITUTE			4	100%	4
Mitchell Hollingsworth Nursing and Rehab		4			4
MIAMI COMMUNITY HEALTH CENTER INC		1	3	75%	4
HEALTHQUEST, INC		3	1	25%	4
WYOMING PUBLIC HEALTH LAB			4	100%	4
IMA MEDICAL CENTER OF OVIEDO			4	100%	4
ORANGE COUNTY HEALTH DEPARTMENT		2	2	50%	4
COMMUNITY HEALTH CENTER OF WEST PALM BEACH			4	100%	4
WOMEN'S CARE FLORIDA, LLC		4			4
ASCENSION ST VINCENT'S MEDICAL CENTER		3	1	25%	4
PM PEDIATRICS OF BAYSIDE, PLLC - MANHASSET		4			4
CVS NH2257POCT MANCHESTER		4			4

COVID-19: testing by laboratory

Data through May 2, 2021 verified as of May 3, 2021 at 09:25 AM

Data in this report are provisional and subject to change.

The numbers in the table below represent the number of Florida and non-Florida residents for whom test results were received by the Department of Health. A person can be tested by more than one laboratory and can have both positive and negative results. **Therefore, the sum of the numbers in each column will be larger than the total number of people tested.**

Reporting lab	Inconclusive	Negative	Positive	Percent positive	Total
MINUTECLINIC DIAG OF IND, LLC #6472		4			4
INTRACOASTAL LABS INC		4			4
Crowne Health Care of Greenville		4			4
MINUTECLINIC DIAGNOSTIC OF NORTH CARO		4			4
HEARTLAND - CHARLESTON OF HANAHAN SC,		4			4
PRESBYTERIAN FAMILY HEALTHCARE-KASEMAN		4			4
PRIMECARE		2	2	50%	4
PILGRIM PHARMACY INC		4			4
LAKESIDE HOSPITAL BELLE GLADE			4	100%	4
CVS MA217POCT TEWKSBURY		3	1	25%	4
UF HEALTH PATHOLOGY LABORATORIES			4	100%	4
CVS AZ33POCT TEMPE		4			4
MEDEXPRESS URGENT CARE - WEXFORD		4			4
MEDNOW URGENT CARE		3	1	25%	4
CVS OH6164POCT DELAWARE		4			4
LOUISIANA DEPT. OF HEALTH AND HOSPITALS-INFECTIOUS DISEASE EPI SECTION			4	100%	4
NOT GIVEN		1	3	75%	4
Glenis Dr VA Outpatient Clinic		3	1	25%	4
FCHC (OB)-DARWIN SQUARE CTR.			4	100%	4
APOPKA FAMILY HEALTH CENTER		3	1	25%	4
CVS TX1057POCT SAN ANTONIO		3	1	25%	4
SOUTHLAND SUITES OF LAKELAND			4	100%	4
TOTAL RENAL LAB		3	1	25%	4
NEXT BIO RESEARCH SERVICES, LLC		1	3	75%	4
WALGREENS # 04440		3	1	25%	4
PHYSICIANS IMMEDIATE CARE AURORA			4	100%	4
MEDEXPRESS URGENT CARE - SOMERSET TOWNSHIP		4			4
FISHERMEN'S HOSPITAL			4	100%	4
University Plaza Rehabilitation and Nursing			4	100%	4
BARTON MEMORIAL HOSPITAL		3	1	25%	4
COVENIENT CARE MEDICAL CLINIC			4	100%	4
PANCARE HEALTH YOUNGSTOWN			4	100%	4
CHILDREN'S MEDICAL GROUP		4			4
ENCOMPASS HOME HEALTH		4			4
MEDSTAR LABORATORY INC		3	1	25%	4
BLACK STALLION WALK IN AND EXERCISE CLINICS LLC		1	3	75%	4
MD NOW URGENT CARE - DELRAY WEST			4	100%	4
HAMPTON ALF AT 24TH ROAD LLC			4	100%	4
Brookcrest Nursing Home		4			4
MIDDLETON PEDIATRICS			4	100%	4
MERCY HOSPITAL			4	100%	4
CONSULATE HEATH CARE AT WEST ALTAMONTE			4	100%	4
UNIVERSITY OF MIAMI STUDENT HEALTH SERVICE			4	100%	4
PLAINVIEW PRIMARY CARE		4			4
MEMORIAL HEALTH CARE SYSTEMS			4	100%	4
CALUSA HARBOUR			4	100%	4
MID FLORIDA HEALTH INC			4	100%	4

COVID-19: testing by laboratory

Data through May 2, 2021 verified as of May 3, 2021 at 09:25 AM

Data in this report are provisional and subject to change.

The numbers in the table below represent the number of Florida and non-Florida residents for whom test results were received by the Department of Health. A person can be tested by more than one laboratory and can have both positive and negative results. **Therefore, the sum of the numbers in each column will be larger than the total number of people tested.**

Reporting lab	Inconclusive	Negative	Positive	Percent positive	Total
EXPRESS TESTING-ONE			4	100%	4
MEDAC AT PORTERS NECK			4	100%	4
PROMPT CARE OF CENTRAL FLORIDA LLC		1	3	75%	4
CVS MI8091POCT FRASER		3	1	25%	4
LEESBURG REGIONAL MEDICAL CENTER URGENT CARE			4	100%	4
CONSOLIDATED LABORATORY SERVICES			4	100%	4
Metro West Nursing and Rehab			4	100%	4
MARIANNA CBOC		4			4
CORIZON HEALTH INC			4	100%	4
H/L of WEst ASHley Rhabilitation and Nursing Center		4			4
NHC HealthCare, Cookeville		4			4
OLEAN GENERAL HOSPITAL		4			4
CARNEGIE HILL PEDIATRICS LLP		3	1	25%	4
ADVANCED URGENT CARE LLC		1	3	75%	4
ManorCare Rehabilitation Center- Decatur		4			4
ST. MARY'S HOSPITAL			4	100%	4
GENUS DIAGNOSTICS			4	100%	4
BRANDON REGIONAL EMERGENCY CTR			4	100%	4
CVS OH4300POCT STRONGSVILLE		4			4
IVY CREEK URGENT CARE OF ENTERPRISE			4	100%	4
CULLMAN REGIONAL URGENT CARE		3	1	25%	4
Kroger 752 - The Little Clinic Central Station		3	1	25%	4
15 TO KNOW			4	100%	4
HARBOUR ISLAND PEDIATRICS LLC			4	100%	4
MAILBOX DIAGNOSTICS		2	2	50%	4
MINUTECLINIC DIAGNOSTIC OF TEXAS, LLC #7435		2	2	50%	4
MOBIL LAB FOR ALL INC		4			4
Heartland of Boynton Beach			4	100%	4
DEPARTMENT OF HEALTH AND ENVIRONMENTAL CONTROL			4	100%	4
MICHIGAN HEALTH CLINIC LABORATORIES		3	1	25%	4
CAPTAIN JAMES A. LOVELL FEDERAL HEALTHCARE CENTER			4	100%	4
INFINITI LABS INC			4	100%	4
SUMNER REGIONAL MEDICAL CENTER		3	1	25%	4
CVS OH2486POCT NILES		2	2	50%	4
GIEBEIG FAMILY MEDICINE PA			4	100%	4
Medilodge of Alpena		4			4
LAKE MARY PEDIATRICS			4	100%	4
NEULIFE NEUROLOGICAL SERVICES LLC			4	100%	4
JOHNNIE RUTH CLARKE LAB			4	100%	4
BELLIN HEALTH LAB		1	3	75%	4
ADVENTHEALTH MEDICAL GROUP COMMUNITY MEDICINE		3	1	25%	4
MEDEXPRESS URGENT CARE - TEAYS VALLEY		3	1	25%	4
OKLAHOMA STATE UNIVERSITY DIAGNOSTIC LAB			4	100%	4
Marian Manor, Inc		4			4
SUMMERFORD NURSING HOME, INC.		4			4
ROAN DRUG COMPANY LLC		4			4
HCR ManorCare Greentree		4			4

COVID-19: testing by laboratory

Data through May 2, 2021 verified as of May 3, 2021 at 09:25 AM

Data in this report are provisional and subject to change.

The numbers in the table below represent the number of Florida and non-Florida residents for whom test results were received by the Department of Health. A person can be tested by more than one laboratory and can have both positive and negative results. **Therefore, the sum of the numbers in each column will be larger than the total number of people tested.**

Reporting lab	Inconclusive	Negative	Positive	Percent positive	Total
MEDEXPRESS URGENT CARE - CHERRY HILL		4			4
MINUTECLINIC DIAG OF IND, LLC #6908		4			4
FLORENCE - HUNTSVILLE HOSPITAL URGENT CARE		3	1	25%	4
SANFORD SOUTH UNIVERSITY		4			4
STONE CLINICAL LABORATORIES OF FL LLC		4			4
ELIZABETH CITY HEALTH & REHABILITATION		4			4
DTR LABS		3	1	25%	4
PDL PHARMACY CORP			4	100%	4
SOUTH MIAMI HOSPITAL		1	3	75%	4
ACCESS RECOVERY SOLUTIONS LLC			4	100%	4
ADMERA HEALTH			4	100%	4
UNION CITY MANOR NURSING CENTER		4			4
CVS CA9145POCT SANTEE		3	1	25%	4
WELLSTAR DOUGLAS HOSPITAL LABORATORY		4			4
THE DOCTOR'S OFFICE OF WEST CALDWELL		4			4
FAMILY MEDICAL CLINIC HOMESTEAD, LLC			4	100%	4
COVANCE CLS			4	100%	4
WHITE EARTH IHS MAIN LAB		4			4
CVS CA9492POCT YORBA LINDA		4			4
MINUTECLINIC DIAGNOSTIC OF VIRGINIA, LLC #392		4			4
URGENT CARE - OCONEE		2	2	50%	4
CVS MN6811POCT PLYMOUTH		4			4
AKRON GENERAL MEDICAL CENTER MAIN		4			4
Eldorado Rehab & Healthcare		4			4
SOUTH FLORIDA RESEARCH ORGANIZATION			4	100%	4
WALGREENS #04311		4			4
HOME DOCS		2	2	50%	4
CVS MO5655POCT LIBERTY		1	3	75%	4
1ST CHOICE URGENT CARE CENTER LLC		3	1	25%	4
CVS MA2297677CV BOSTON		4			4
NYC PUBLIC HEALTH LABS			4	100%	4
CVS PA4000POCT INDIANA		4			4
EAST TENNESSEE CHILDREN'S HOSPITAL		3	1	25%	4
CVS NE5714POCT OMAHA		3	1	25%	4
CVS CA9497POCT IRVINE		4			4
FHPG TAMPA PRIMARY CARE			4	100%	4
NAVAL HOSPITAL CAMP PENDLETON			4	100%	4
WILLIAM S MIDDLETON MEMORIAL VET HOSP		4			4
CAREMOUNT MEDICAL PC - BEDFORD URGENT		4			4
MEDEXPRESS URGENT CARE- FORT WORTH N T		4			4
LABQ CLINICAL DIAGNOSTICS		4			4
OPTUM OF RED ROAD		4			4
COMMUNITY HEALTH CENTERS INC			4	100%	4
UAB URGENT CARE CLINIC			4	100%	4
VA SALT LAKE CITY HCS		4			4
CELEBRATION PEDIATRICS			4	100%	4
SINAI PLAZA NURSING AND REHAB CENTER			4	100%	4

COVID-19: testing by laboratory

Data through May 2, 2021 verified as of May 3, 2021 at 09:25 AM

Data in this report are provisional and subject to change.

The numbers in the table below represent the number of Florida and non-Florida residents for whom test results were received by the Department of Health. A person can be tested by more than one laboratory and can have both positive and negative results. **Therefore, the sum of the numbers in each column will be larger than the total number of people tested.**

Reporting lab	Inconclusive	Negative	Positive	Percent positive	Total
PARKWAY DRUGS OF ONEIDA COUNTY NORTH I		3	1	25%	4
MARK HOANG MD PA			4	100%	4
MAURY REGIONAL MEDICAL CENTER		4			4
MINUTECLINIC DIAGNOSTIC OF NH, LLC (CL		3	1	25%	4
PHOEBE SUMTER MEDICAL CENTER LABORATORY		3	1	25%	4
CVS MA915POCT BEVERLY		2	2	50%	4
ARCPPOINT LABS OF FORT LAUDERDALE, FL CENTRAL		1	3	75%	4
TMH REHABILITATION CENTER		4			4
CLINICAL ASSOCIATES OF ORLANDO LLC		4			4
GILCHRIST COUNTY HEALTH DEPT			4	100%	4
INDUSTRY LAB DIAGNOSTIC PARTNERS			4	100%	4
CVS IL7017POCT BLOOMINGTON		4			4
LB Broen Home		4			4
MEDFIRST URGENT CARE			4	100%	4
MEMORIAL HEALTHCARE SYSTEM		1	3	75%	4
Sears Coastal Nursing and Rehab		4			4
YORK HOSPITAL: MICROBIOLOGY			4	100%	4
State Lab Unspecifd			4	100%	4
AFC URGENT CARE GUNBARREL			4	100%	4
DEPARTMENT OF HEALTH/ NEW YORK			4	100%	4
MARSHFIELD LABORATORIES			4	100%	4
SIMEDHEALTH, LLC		2	2	50%	4
L3HARRIS FAMILY MEDICAL CENTER			4	100%	4
LUVERNE HEALTH AND REHABILITATION		4			4
AIRCARE INTERNATIONAL		4			4
PINELLAS POINT NURSING AND REHAB			4	100%	4
PM PEDIATRICS OF SELDEN PLLC		4			4
SOUTH BAY CORRECTIONAL FACILITY			4	100%	4
TAVARES VA COMMUNITY OUTPATIENT CLINIC		4			4
CVS MA969POCT PALMER		4			4
Park Ridge Nursing Center		3	1	25%	4
ADVENTHEALTH NEW SMYRNA BEACH COMMUNITY HEALTH			4	100%	4
FLORIDA DEPARTMENT OF HEALTH (FDOH)		2	2	50%	4
Willowbrooke Court at Country House		4			4
Hunterdon Medical Center Laboratory		4			4
RAS MEDICAL SOLUTIONS, LLC		3	1	25%	4
Kroger 959 - The Little Clinic Carmel		4			4
MEDICAL CENTER ENTERPRISE			4	100%	4
PEACEHEALTH LABORATORIES		3	1	25%	4
LATCHER LABORATORY OF A O FOX MEMORIAL		2	2	50%	4
EXTENDICARE HEALTH & REHAB CENTER		4			4
MINNESOTA DEPARTMENT OF HEALTH LABORATORY	1		3	75%	4
EPI			4	100%	4
MINUTECLINIC DIAGNOSTIC MED GRP OF ORA		3	1	25%	4
Westminster Manor		3	1	25%	4
Mill Valley Care Center		4			4
IMIC INC RESEARCH			4	100%	4

COVID-19: testing by laboratory

Data through May 2, 2021 verified as of May 3, 2021 at 09:25 AM

Data in this report are provisional and subject to change.

The numbers in the table below represent the number of Florida and non-Florida residents for whom test results were received by the Department of Health. A person can be tested by more than one laboratory and can have both positive and negative results. **Therefore, the sum of the numbers in each column will be larger than the total number of people tested.**

Reporting lab	Inconclusive	Negative	Positive	Percent positive	Total
Kennedy University Hospital -Wash Twp L		4			4
SOUTHEASTERN REGIONAL MEDICAL CENTER			4	100%	4
MEDEXPRESS URGENT CARE - WESTFIELD, E MAIN ST		3	1	25%	4
RAJ K PAI MD PA			4	100%	4
ANY LAB TEST FAST CORP		3	1	25%	4
STEAMBOAT EMERGENCY CENTER			4	100%	4
UNIVERSITY OF WASHINGTON MEDICAL CENTER (UWMC) EMERGENCY DEPT.			4	100%	4
Kroger 186 - The Little Clinic Holiday Manor		3	1	25%	4
GUTHRIE MEDICAL GROUP - CORNING		3	1	25%	4
OPTUM FLORIDA		3	1	25%	4
CVS PA1193POCT JENKINTOWN		4			4
NEMOURS CHILDREN'S CLINIC			4	100%	4
MEDEXPRESS URGENT CARE - WEST ST PAUL, ROBERT ST S		3	1	25%	4
LEON MEDICAL CENTERS, LLC			4	100%	4
REMEDY URGENT CLINIC		2	2	50%	4
WINDER NURSING INC DBA WINDER HEALTH CARE		4			4
BAYSTATE MEDICAL CENTER		2	2	50%	4
CHILDREN'S HEALTHCARE OF ATLANTA		4			4
MONTANA DEPARTMENT OF PUBLIC HEALTH & HUMAN SERVICES			4	100%	4
KENTUCKY CABINET FOR HEALTH AND FAMILY SERVICES			4	100%	4
MEDEXPRESS URGENT CARE-SELINGSGROVE		3	1	25%	4
MEADOWS AT CYPRESS GARDENS, THE		3	1	25%	4
MEDEXPRESS URGENT CARE - EWING		4			4
MINUTECLINIC DIAG OF IND, LLC #6483		2	2	50%	4
FLORIDA MEDICAL CENTER		1	3	75%	4
MEDEXPRESS URGENT CARE - TULSA, S YALE AVE		4			4
VITAL CARE URGENT CARE			4	100%	4
SunTerrace Health Care Center		3	1	25%	4
DACH MAIN LAB			4	100%	4
WALGREENS #3811		1	3	75%	4
CVS TX3292POCT WYLIE		4			4
HARBORCHASE OF VILLAGES CROSSING			4	100%	4
COMMUNITY PHYSICIANS OF NORTH PORT PA			4	100%	4
JFK INTERNAL MEDICINE FACULTY PRACTICE		2	2	50%	4
MAYO CLINIC BEACHES PRIMARY CARE CTR		3	1	25%	4
CARENOW-LEBANON		2	2	50%	4
PORT ORANGE NURSING & REHAB			4	100%	4
FLORIDA HOSPITAL PHYSICIANS GROUP		1	3	75%	4
SOUTHWESTERN REGIONAL MEDICAL CENTER - TULSA		4			4
FASTMED URGENT CARE			4	100%	4
CVS SC2269POCT COLUMBIA		3	1	25%	4
MEDEXPRESS URGENT CARE - LITTLE ROCK		3	1	25%	4
CVS OH3329POCT LAKEWOOD		4			4
WE CARE - CARNIVAL CRUISELINE		4			4
CENTERPLACE HEALTH, INC			4	100%	4
SOUTH FLORIDA PEDIATRIC PARTNERS			4	100%	4
COOK HOSPITAL AND CARE CENTER		3	1	25%	4

COVID-19: testing by laboratory

Data through May 2, 2021 verified as of May 3, 2021 at 09:25 AM

Data in this report are provisional and subject to change.

The numbers in the table below represent the number of Florida and non-Florida residents for whom test results were received by the Department of Health. A person can be tested by more than one laboratory and can have both positive and negative results. **Therefore, the sum of the numbers in each column will be larger than the total number of people tested.**

Reporting lab	Inconclusive	Negative	Positive	Percent positive	Total
CAREWELL 202			4	100%	4
CVS MINUTE CLINIC DIAGNOSTIC MED GRP		4			4
MEDEXPRESS URGENT CARE NORWIN		4			4
MEDEXPRESS URGENT CARE-ARLINGTON		3	1	25%	4
PANCARE HEALTH - PONCE DE LEON			4	100%	4
POINTE MEDICAL SERVICES INC		2	2	50%	4
OHIO CVS STORES		3	1	25%	4
SONIC REFERENCE LABORATORY			4	100%	4
DEPARTMENT OF HEALTH AND HUMAN SERVICES		2	2	50%	4
BARRANCO CLINIC PA, THE	1	3			4
Kroger 895 - The Little Clinic Green Hills		4			4
Health Care Center of Jacksonville			4	100%	4
JUPITER INTERNAL MEDICINE AND ASSOCIATES			4	100%	4
MEDEXPRESS URGENT CARE - MARKHAM STREE		3	1	25%	4
FAMILY MEDICINE AT WATERMAN		4			4
ENGLE CENTER FOR HEALTH SERVICES		4			4
WOMACK ARMY MEDICAL CENTER			4	100%	4
PREMIER PEDIATRICS LLC			4	100%	4
Millennium Nursing & Rehab Center		4			4
FLORIDA HOSPITAL ALTAMONTE		2	2	50%	4
RML PHARMACY PC		4			4
LIFEHOPE LABS			4	100%	4
MASSENA HOSPITAL LABORATORY		4			4
UNIVERSITY OF MIAMI HOSPITALS & CLINIC			4	100%	4
Kroger 125 - The Little Clinic Castle Rock		3	1	25%	4
ST JOHN'S RIVERSIDE HOSPITAL		3	1	25%	4
AHC of Mckenzie		4			4
BIOTEST PLASMA CENTER		4			4
MEDEXPRESS URGENT CARE - RUNNEMEDE		2	2	50%	4
STANFORD HEALTH CARE ANATOMIC PATHOLOGY & CLINICAL LAB			4	100%	4
CVS PA2687POCT EXTON		4			4
MPG JACKSONVILLE ATLANTIC BLVD		1	3	75%	4
WESLEY CHAPEL INTERNAL MEDICINE AND PEDIATRICS			4	100%	4
VIDANT MEDICAL CENTER			4	100%	4
FHCP - ORMOND BEACH			4	100%	4
CVS NV8784POCT LAS VEGAS		3	1	25%	4
SACRED HEART HEALTH SYSTEMS INC			4	100%	4
AIRPORT CLINIC			4	100%	4
CORTLAND REGIONAL MEDICAL CENTER		4			4
LIFE CARE HOME HEALTH SERVICES LLC		1	3	75%	4
MEDICINE SHOPPE #1306 THE		3	1	25%	4
MEDEXPRESS URGENT CARE, FAIRMONT		4			4
HACKENSACK MERIDIAN URGENT CARE, PC		4			4
INTERMOUNTAIN HEALTHCARE CENTRAL LABORATORY			4	100%	4
FLORIDA HEALTHCARE PLAN			4	100%	4
COLONIAL MEDICAL CENTER-EAST ORLANDO			4	100%	4
Lakeview Village		4			4

COVID-19: testing by laboratory

Data through May 2, 2021 verified as of May 3, 2021 at 09:25 AM

Data in this report are provisional and subject to change.

The numbers in the table below represent the number of Florida and non-Florida residents for whom test results were received by the Department of Health. A person can be tested by more than one laboratory and can have both positive and negative results. **Therefore, the sum of the numbers in each column will be larger than the total number of people tested.**

Reporting lab	Inconclusive	Negative	Positive	Percent positive	Total
ManorCare Health Services Camp Hill		4			4
SIGNATURE CARE MONTROSE		2	2	50%	4
NHC HealthCare, Pulaski		4			4
Harbor House		4			4
Orchid Cove at Naples			4	100%	4
REFUGE A HEALING PLACE, THE			4	100%	4
CARTERSVILLE MEDICAL CENTER		1	3	75%	4
CVS OH6149POCT UPPER ARLINGTON		2	2	50%	4
NOVANT HEALTH PRESBYTERIAN		2	2	50%	4
REGIONAL MEDICAL LAB			4	100%	4
BETHESDA HOSPITAL WEST BLOOD GAS LAB			4	100%	4
ST PETE DIRECT PRIMARY CARE		2	2	50%	4
MEDEXPRESS URGENT CARE- ALLISON PARK		2	2	50%	4
SOFTCELL L-FORM LABORATORIES, LLC		1	3	75%	4
CVS MO4850POCT SPRINGFIELD		4			4
MINUTE CLINIC DIAGNOSTIC OF VIRGINIA, LLC #6292		3	1	25%	4
Kroger 124 - The Little Clinic University		3	1	25%	4
CAREWELL URGENT CARE			4	100%	4
SKYLINE UROLOGY		4			4
ACHN CLINIC			4	100%	4
The Oaks of Clearwater		4			4
COVID PROCESSING SITE			4	100%	4
MOBILE URGENT CARE			4	100%	4
NORTH OKALOOSA CLINIC CORP		1	3	75%	4
UNIVERSITY OF MICHIGAN		2	2	50%	4
ASCENDI HOME HEALTH AGENCY INC			4	100%	4
MEDEXPRESS URGENT CARE CHICOPEE		3	1	25%	4
GASTROENTEROLOGY ASSOC OF PENSACOLA, PA		2	2	50%	4
VA OUTPATIENT PHARMACY			4	100%	4
FAMILY MEDICINE AT WINTER PARK			4	100%	4
CVS IN7653POCT EVANSVILLE		3	1	25%	4
SOMA MEDICAL CENTER PA #3 PALOMINO			4	100%	4
WALGREENS # 09788		4			4
Oak Creek Terrace		4			4
SHARP MEMORIAL HOSPITAL MICROBIOLOGY DEPT			4	100%	4
CAPITAL HEALTH LABORATORY INC			4	100%	4
DYNACARE LABORATORIES			4	100%	4
ORLANDO REGIONAL HEALTH SERVICES		2	2	50%	4
CVS OH4499POCT LYNDHURST		2	2	50%	4
MEDEXPRESS URGENT CARE, HANOVER		3	1	25%	4
DERMATOLOGY SPECIALISTS OF FL - DR. JON WARD			4	100%	4
ELEVATION DIAGNOSTICS		4			4
DEPARTMENT OF PATHOLOGY ROME MEMORIAL		3	1	25%	4
CENTRAL FLORIDA INTERNAL OCCUPATIONAL AND		4			4
CARE ONE PRIMARY CARE			4	100%	4
ACCENT PHYSICIAN SPECIALISTS PA		4			4
MINUTECLINIC DIAG OF IND LLC #1367		4			4

COVID-19: testing by laboratory

Data through May 2, 2021 verified as of May 3, 2021 at 09:25 AM

Data in this report are provisional and subject to change.

The numbers in the table below represent the number of Florida and non-Florida residents for whom test results were received by the Department of Health. A person can be tested by more than one laboratory and can have both positive and negative results. **Therefore, the sum of the numbers in each column will be larger than the total number of people tested.**

Reporting lab	Inconclusive	Negative	Positive	Percent positive	Total
TANNER MEDICAL CENTER LABORATORY		3	1	25%	4
AURORA BAYCARE UROLOGY			4	100%	4
BETTERMED URGENT CARE			4	100%	4
HEALTH EXPRESS URGENT CARE		2	2	50%	4
MEDEXPRESS URGENT CARE - FORT SMITH		4			4
TARPON SPRINGS PEDIATRICS, LLC			4	100%	4
MINUTECLINIC DIAGNOSTIC OF WISCONSIN, LLC		4			4
MINUTECLINIC DIAGNOSTIC OF PA LLC		4			4
INTERMARKET FACILITY			4	100%	4
KINGSTON RESIDENCE OF MARION		4			4
TRUE HEALTH- HOFFNER		3	1	25%	4
SMOKY MOUNTAIN URGENT CARE AND FAMILY MEDICINE CENTER			4	100%	4
RELIANT ACUTE CARE			4	100%	4
OMNICARE PHARMACY OF TEXAS 1		4			4
Crowne Health Care of Montgomery		4			4
BAYLOR ESOTERIC AND MOLECULAR LAB			4	100%	4
NDX-CORE LAB			4	100%	4
SIGNATURE CARE EMERGENCY CENTER		2	2	50%	4
MONTEFIORE MEDICAL CENTER LABS MONTEFIORE		3	1	25%	4
BETHPAGE MEDICAL PLLC		4			4
CRESTAR LABS		2	2	50%	4
WILLIAM A HINTON STATE LABORATORY INSTITUTE		1	3	75%	4
THE OASIS ALF		4			4
CULLMAN REGIONAL MEDICAL CENTER		3	1	25%	4
FLORIDA HEART AND VASCULAR			4	100%	4
MOUNT SINAI AVENTURA DIAGNOSTIC CENTER			4	100%	4
Rosedale Green		4			4
BUCKINGHAM PLACE ALF		4			4
REHABILITATION CENTER OF WINTER PARK,THE			4	100%	4
BRENTWOOD SENIOR LIVING AT ST PETE			4	100%	4
MEDEXPRESS URGENT CARE - KOKOMO		4			4
CVS MA920POCT CLINTON		4			4
JERSEY IRISH MEDICAL (DBA AFC URGENT C		3	1	25%	4
ARCPPOINT LABS OF ALTAMONTE SPRINGS		2	2	50%	4
FLORIDA CANCER SPECIALISTS AND RESEARCH		2	2	50%	4
CVS SC4382POCT SPARTANBURG		4			4
AFTER HOURS PEDS			4	100%	4
CVS TX5807POCT PEARLAND		4			4
FLORIDA HEALTH CARE PLANS STIRLING CENTER			4	100%	4
Georgiana Health and Rehabilitation, LLC		4			4
DEACONESS HOSPITAL			4	100%	4
CROSSROADS URGENT CARE PLLC		4			4
MEDEXPRESS URGENT CARE - CINNAMINSON		3	1	25%	4
GERALD CHAMPION REGIONAL MEDICAL CENTE		4			4
BAPTIST HEALTH MEDICAL CENTER			4	100%	4
UVA HEALTH SYSTEM MEDICAL LABORATORIES			4	100%	4
MD ANDERSON			4	100%	4

COVID-19: testing by laboratory

Data through May 2, 2021 verified as of May 3, 2021 at 09:25 AM

Data in this report are provisional and subject to change.

The numbers in the table below represent the number of Florida and non-Florida residents for whom test results were received by the Department of Health. A person can be tested by more than one laboratory and can have both positive and negative results. **Therefore, the sum of the numbers in each column will be larger than the total number of people tested.**

Reporting lab	Inconclusive	Negative	Positive	Percent positive	Total
BAPTIST HOSPITAL NURSING/PATIENT CARE			4	100%	4
CVS IL4778POCT EVANSTON		4			4
FLORIDA MEDICAL CLINIC -INTERNAL MED DADE CITY			4	100%	4
MINUTECLINIC, LLC #5707		4			4
CLINICAL CARE CENTER, INC			4	100%	4
MINUTECLINIC DIAGNOSTIC OF MICHIGAN, P		4			4
BETHPAGE EXTENDED HOURS CENTER		4			4
HAVEN CUSTEAD CARE CENTER		1	3	75%	4
MEDEXPRESS URGENT CARE, LANCASTER WEST		2	2	50%	4
CVS PA10825POCT PLYMOUTH MEETING		4			4
LAKE FOREST PARK OP CO LLC		4			4
Loretto Health and Rehabilitation Center		4			4
MEDEXPRESS URGENT CARE - ANDERSON		4			4
ELITE PRIMARY CARE OF WAYCROSS		1	3	75%	4
EXCEL URGENT CARE OF NJ, LLC		2	2	50%	4
ASPEN VALLEY HOSPITAL			4	100%	4
DR. G'S URGENT CARE			4	100%	4
MINUTECLINIC DIAGNOSTIC OF OHIO #5060		4			4
MINUTECLINIC LLC (2335)		3	1	25%	4
BOONES CREEK URGENT CARE		1	2	67%	3
RIVERSIDE METHODIST HOSPITAL LAB			3	100%	3
HELIX LW UC		1	2	67%	3
Medilodge of Monroe		3			3
PARKLAND HEALTH & HOSPITAL			3	100%	3
Kroger 387 - The Little Clinic Hubbards Lane		3			3
PREMIER CLINICAL RESEARCH INSTITUTE INC			3	100%	3
Lebanon VAMC		2	1	33%	3
BICKERTON, DAWN		3			3
AFC URGENT CARE CLEVELAND			3	100%	3
CVS PA371POCT PHILADELPHIA		3			3
CROWNE HEALTH CARE OF FORT PAYNE		2	1	33%	3
Louis Stokes Cleveland VA - Midtown Dialysis Center		3			3
CENTRAL DUPAGE HOSPITAL			3	100%	3
CVS IL3163POCT OAK PARK		3			3
PENINSULA REGIONAL MED CTR LAB			3	100%	3
Village on the Green			3	100%	3
ST. PETERSBURG PEDIATRICS- 38TH AVENUE			3	100%	3
UNIVERSITY HEALTH SERVICES RIVER CAMPUS		2	1	33%	3
BROOME COUNTY HEALTH DEPARTMENT		2	1	33%	3
INSPIRED LIVING AT SARASOTA			3	100%	3
MEDIC INFUSION PA		3			3
MURFREESBORO MEDICAL CLINIC		3			3
MEDEXPRESS URGENT CARE - WHEELING		2	1	33%	3
Englewood Health and Rehab			3	100%	3
VIRGINIA DEPARTMENT OF HEALTH DIVISION OF			3	100%	3
TARRANT COUNTY PUBLIC HEALTH		3			3
UNITY HEALTH AND REHABILITATION CENTER			3	100%	3

COVID-19: testing by laboratory

Data through May 2, 2021 verified as of May 3, 2021 at 09:25 AM

Data in this report are provisional and subject to change.

The numbers in the table below represent the number of Florida and non-Florida residents for whom test results were received by the Department of Health. A person can be tested by more than one laboratory and can have both positive and negative results. **Therefore, the sum of the numbers in each column will be larger than the total number of people tested.**

Reporting lab	Inconclusive	Negative	Positive	Percent positive	Total
CVS KS676POCT LAWRENCE		2	1	33%	3
CVS NC4169POCT FAYETTEVILLE		3			3
CVS IL2788POCT BUFFALO GROVE		3			3
COVENANT PEDIATRICS		1	2	67%	3
SOMA MEDICAL CENTER P.A. #4			3	100%	3
TUFTS MEDICAL CENTER			3	100%	3
BROOKDALE SENIOR LIVING			3	100%	3
B2 URGENT CARE		1	2	67%	3
CVS MO5727POCT PLATTE CITY		3			3
MED + URGENT MEDICAL CARE SERVICES		3			3
MEDEXPRESS URGENT CARE - JEANNETTE		3			3
UNIVERSITY OF MARYLAND MEDICAL CENTER			3	100%	3
CGH MEDICAL CENTER			3	100%	3
APEX CLINICAL LABORATORIES INC		3			3
OHIO HEALTH DOCTORS HOSPITAL			3	100%	3
MEDICAL CENTER OF CENTRAL GEORGIA			3	100%	3
GENDERXPRESS/PICTURE ME PERFECT IMAGING			3	100%	3
THE DOCTORS OFFICE OF BRICK, LLC		3			3
NEBRASKA MEDICAL CENTER			3	100%	3
WELLMED AT SOUTH STUART		2	1	33%	3
EXPRESSCARE URGENT CARE CENTER			3	100%	3
PLANT CITY FAMILY CARE		3			3
MEMORIAL HERMANN CONSOLIDATED LABORATORY SERVICES			3	100%	3
NASON HOSPITAL			3	100%	3
SOUTHCARE PHARMACY INC		1	2	67%	3
ACL LABORATORIES INDUSTRIAL TOXICOLOGY			3	100%	3
MERCY HEALTH			3	100%	3
EMORY CRAWFORD LONG HOSPITAL			3	100%	3
KIDSVILLE PEDIATRICS IV PA		1	2	67%	3
RENE F CEDENO DMD PA		3			3
TMH PHYSICIAN PARTNERS BLOUNTSTOWN			3	100%	3
CTRS			3	100%	3
WYOMING DEPT OF HEALTH			3	100%	3
2412 LEBANON PIKE		2	1	33%	3
CVS TX19POCT SPRING		3			3
PENSACOLA MEDICAL CLINIC LLC			3	100%	3
CHILDREN'S HEALTHCARE OF ATLANTA AT EG		3			3
EAST CORE LAB			3	100%	3
GRASSY SPRAIN PHARMACY INC		3			3
CVS IN6608POCT NEW PALESTINE		1	2	67%	3
EVENING PEDIATRICS INC		1	2	67%	3
AFFORDABLE PRIMARY CARE LLC		3			3
MEDEXPRESS URGENT CARE - LINKHORNE		3			3
CVS MN663POCT APPLE VALLEY		2	1	33%	3
NORTHSIDE HOSPITAL D/B/A ARTHRITIS		3			3
Kroger 753 - The Little Clinic Goss Avenue		3			3
Kroger 448 - The Little Clinic Mason		3			3

COVID-19: testing by laboratory

Data through May 2, 2021 verified as of May 3, 2021 at 09:25 AM

Data in this report are provisional and subject to change.

The numbers in the table below represent the number of Florida and non-Florida residents for whom test results were received by the Department of Health. A person can be tested by more than one laboratory and can have both positive and negative results. **Therefore, the sum of the numbers in each column will be larger than the total number of people tested.**

Reporting lab	Inconclusive	Negative	Positive	Percent positive	Total
QUEST DIAGNOSTICS CLINICAL LABORATORIES INC		2	1	33%	3
FELICIDAD MEDICAL CENTER INC			3	100%	3
MARYWOOD NURSING CARE CENTER		3			3
MARRA'S PHARMACY		3			3
MEDSTAR URGENT CARE, LLC			3	100%	3
Kroger 388 - The Little Clinic Braelinn Village		3			3
Kroger 592 - The Little Clinic Alexander Plaza		2	1	33%	3
CVS TN7144POCT BARTLETT		3			3
DOUGLASVILLE NURSING AND REHABILITATIO		3			3
FLORIDA HOSPITAL LABORATORIES		3			3
Fort Gaines Health and Rehab		3			3
ADVANCE FAMILY PRACTICE LLC□			3	100%	3
ROANE MEDICAL CENTER		2	1	33%	3
MEDEXPRESS URGENT CARE-CHIPPEWA		2	1	33%	3
SAMARITAN PACIFIC COMMUNITIES HOSPITAL		2	1	33%	3
SOUTH COUNTY MENTAL HEALTH CENTER INC			3	100%	3
FLORIDA LABORATORY ANALYSIS, LLC			3	100%	3
EFFINGHAM HOSP, INC, DBA EFFINGHAM HEALTH		3			3
MEDEXPRESS URGENT CARE, EDWARDSVILLE		3			3
EAST NAPLES PEDIATRICS			3	100%	3
ISLAND NURSING HOME		2	1	33%	3
OPTUM PRIMARY CARE - SILVER LAKES			3	100%	3
LAHEY CLINIC MEDICAL CENTER			3	100%	3
HELIX BIOMEDICS LLC			3	100%	3
DELRAY BEACH HEALTH DEPT LAB			3	100%	3
NEMOURS CHILDREN'S URGENT CARE LAKE NONA			3	100%	3
ADVENTHEALTH SEBRING- INFECTION CONTROL DEPARTMENT			3	100%	3
Magnolia Health and Rehab Center			3	100%	3
HUMC		1	2	67%	3
TEMPUS_LABS			3	100%	3
CALLE OCHO DIALYSIS			3	100%	3
LabCorp of America			3	100%	3
CLINICAL CARE ASSOCIATES, INC			3	100%	3
ADVENTHEALTH MEDICAL GROUP ADULT AND SENIOR HEALTH			3	100%	3
NORTHERN LIGHT LABORATORY		1	2	67%	3
ADVANCED PEDIATRICS			3	100%	3
MEDEXPRESS URGENT CARE-WILKINS TOWNSHIP, WILLIAM PENN HIGHWAY		3			3
SIGNATURE CARE PFLUGERVILLE			3	100%	3
NASSAU COUNTY HEALTH DEPARTMENT		3			3
MUNSON MEDICAL CENTER			3	100%	3
FULGENT GENETICS HOUSTON		3			3
MONTANA PUBLIC HEALTH LAB			3	100%	3
BOLING, STEPHANIE		3			3
SEMINOLE FAMILY HEALTH CENTER		3			3
CVS PHARMACY INC DBA CVS/PHARMACY #10908		3			3
CORMEUM LAB SERVICES, LLC			3	100%	3
BOND & STEELE CLINIC, PA			3	100%	3

COVID-19: testing by laboratory

Data through May 2, 2021 verified as of May 3, 2021 at 09:25 AM

Data in this report are provisional and subject to change.

The numbers in the table below represent the number of Florida and non-Florida residents for whom test results were received by the Department of Health. A person can be tested by more than one laboratory and can have both positive and negative results. **Therefore, the sum of the numbers in each column will be larger than the total number of people tested.**

Reporting lab	Inconclusive	Negative	Positive	Percent positive	Total
LEGACY LABORATORY SERVICES			3	100%	3
SCRIPPS CLINIC MEDICAL			3	100%	3
MINUTECLINIC DIAGNOSTIC PA #3344		3			3
RAPID CITY RUGENT CARE			3	100%	3
HEALTH EXPRESS		3			3
AUSTIN PUBLIC HEALTH			3	100%	3
ADVICE FOR OPTIMAL WELLNESS, INC			3	100%	3
LAURELLWOOD NURSING CENTER		1	2	67%	3
ASANTE THREE RIVERS MEDICAL CENTER LAB		3			3
PREMIER FAMILY AND SPORTS MEDICINE		2	1	33%	3
RINGLING HEALTH CENTER		2	1	33%	3
LEXINGTON MEDICAL CENTER		1	2	67%	3
JOJAN PHARMA INC		3			3
Schoolcraft Medical Care Facility		3			3
ORLANDO AIRPORT DIALYSIS		3			3
Hackensack Univ Medical Center At Pasc		2	1	33%	3
PIEDMONT ROCKDALE HOSPITAL		2	1	33%	3
YORK HOSPITAL - LABORATORY			3	100%	3
ERIE COUNTY PUBLIC HEALTH CLINICAL		3			3
LEGACY ER AND URGENT CARE			3	100%	3
ANN STORCK CENTER INC		3			3
MID-FLORIDA PATHOLOGY LLC - MOBILE UNIT # 3		1	2	67%	3
WAL-MART STORES EAST LP		2	1	33%	3
CVS SC2497POCT LEXINGTON		3			3
CVS NJ1927POCT GREEN BROOK		3			3
LEESBURG COMMUNITY HEALTH CENTERS			3	100%	3
MEDEXPRESS URGENT CARE - TOTOWA		3			3
NORTHCREST MEDICAL CENTER		1	2	67%	3
FAMILY FIRST PEDIATRICS			3	100%	3
CVS TX2876POCT PROSPER		3			3
TIEHH BIOTERRORISM RESPONSE LAB			3	100%	3
CENTURY LINK SPORTS COMPLEX			3	100%	3
NEW GEN LABS			3	100%	3
PROHEALTH PRIMARY CARE - GLEN OAKS		3			3
CVS IL2798POCT CHICAGO		1	2	67%	3
MISSISSIPPI CARE CENTER OF DEKALB LLC		3			3
CLINICA HISPANIA			3	100%	3
MEDEXPRESS URGENT CARE-BLOOMFIELD AVEN		2	1	33%	3
TAMPA INTERNATIONAL AIRPORT			3	100%	3
ROYAL PALM RETIREMENT CENTRE		3			3
SISD EMPLOYEE HEALTH CLINIC			3	100%	3
MEMORIAL HERMANN			3	100%	3
Michael J Crescenz VA Outpatient Dialysis Center		3			3
MEDEXPRESS URGENT CARE - ROCKAWAY		3			3
PINELLAS CHD - CLEARWATER		2	1	33%	3
NEXTCARE WYOMING LLC			3	100%	3
VELOCITY URGENT CARE			3	100%	3

COVID-19: testing by laboratory

Data through May 2, 2021 verified as of May 3, 2021 at 09:25 AM

Data in this report are provisional and subject to change.

The numbers in the table below represent the number of Florida and non-Florida residents for whom test results were received by the Department of Health. A person can be tested by more than one laboratory and can have both positive and negative results. **Therefore, the sum of the numbers in each column will be larger than the total number of people tested.**

Reporting lab	Inconclusive	Negative	Positive	Percent positive	Total
MAYO		1	2	67%	3
MARYLAND STATE DEPT OF HEALTH	2		1	33%	3
CLEARWATER		2	1	33%	3
ACCESS 365 URGENT CARE LLC		1	2	67%	3
BAPTIST PRIMARY CARE FERNANDINA BEACH			3	100%	3
LITTLE SPURS PEDIATRIC URGENT CARE		1	2	67%	3
HELGEMO & LIOU PEDIATRICS			3	100%	3
LRHS Florida Poly Tech		3			3
SURETOX LABORATORY LLC		2	1	33%	3
MINUTECLINIC DIAGNOSTIC OF NEW MEXICO LLC #7552		3			3
FAST PACE URGENT CARE			3	100%	3
NEW YORK STATE DEPARTMENT OF HEALTH		1	2	67%	3
WEST COCOA PHARMACY			3	100%	3
St. Josephs Hospital		1	2	67%	3
UC CORAL GABLES		1	2	67%	3
F W HUSTON MEDICAL CENTER SENIOR LIVIN		3			3
HARBOUR'S EDGE		2	1	33%	3
BAYSHORE MEDICAL CENTER LABORATORY		3			3
PANCARE HEALTH - FRANKLIN CO			3	100%	3
NORTH NAPLES HOSPITAL RESPIRATORY THERAPY DEPARTMENT			3	100%	3
HOPE HEALTH CARE, LLC		3			3
CVS NH1004POCT SALEM		2	1	33%	3
PATHOLOGY REFERENCE LAB LLC			3	100%	3
CELEBRATION PRIMARY CARE ASSOCIATES LLC		3			3
OHIO DEPARTMENT OF HEALTH LABORATORY		2	1	33%	3
ADVENTHEALTH MEDICAL GROUP PEDIATRICS AT APOPKA		3			3
NHC DICKSON		3			3
SOUTH LAKE FAMILY HEALTH CENTER			3	100%	3
BROADWAY HEALTH FLORIDA MEDICAL CLINIC URGENT CARE			3	100%	3
SOUTHEAST GEORGIA HEALTH SYSTEM BRUNS		3			3
Florida Baptist Retirement Center		1	2	67%	3
BROOKDALE OAKBRIDGE		1	2	67%	3
US SPECIALTY LABS			3	100%	3
CVS CA9485POCT MISSION VIEJO		3			3
WEILL CORNELL MEDICAL ASSOCIATES - EAST SIDE		3			3
PHYSICIANS CARE INC		1	2	67%	3
PEDIATRICS AND ADOLESCENT MEDICINE		2	1	33%	3
CVS IL8753POCT CHICAGO		3			3
HOLY CITY MED URGENT CARE			3	100%	3
RIGHT AT HOME			3	100%	3
CVS OH4359POCT HUDSON		3			3
ADVANCED MEDICAL RESEARCH CENTER LLC			3	100%	3
CVS SC5471POCT LEXINGTON		2	1	33%	3
CVS NM7242POCT ALBUQUERQUE		3			3
WELLSTAR URGENT CARE SHALLOWFORD		1	2	67%	3
Good Samaritan Society - Fairfield Glade		3			3
TAYLOR MANOR		1	2	67%	3

COVID-19: testing by laboratory

Data through May 2, 2021 verified as of May 3, 2021 at 09:25 AM

Data in this report are provisional and subject to change.

The numbers in the table below represent the number of Florida and non-Florida residents for whom test results were received by the Department of Health. A person can be tested by more than one laboratory and can have both positive and negative results. **Therefore, the sum of the numbers in each column will be larger than the total number of people tested.**

Reporting lab	Inconclusive	Negative	Positive	Percent positive	Total
MEDEXPRESS - WILMINGTON KIRKWOOD HIGHWAY		2	1	33%	3
LIFEGUARD AMBULANCE SERVICE LLC, TEXAS			3	100%	3
WINDERMERE PEDIATRICS			3	100%	3
ACCOMPLISHED HOME CARE		3			3
HILLVIEW LABORATORY			3	100%	3
HAMILTON COUNTY HEALTH DEPARTMENT		3			3
CVS NC3514POCT STANLEY		3			3
GYN PATH SERVICES			3	100%	3
IOWA DEPARTMENT OF PUBLIC HEALTH			3	100%	3
Westside Terrace		3			3
COMMUNITY MEDICAL CENTER			3	100%	3
SHANDS AT LAKE SHORE LAB		1	2	67%	3
HEALTH SENTRY			3	100%	3
MEDEXPRESS URGENT CARE - RICHMOND, W BROAD ST		3			3
FLORIDA GASTROENTEROLOGY ASSOCIATES PA		3			3
SERENADES BY SONATA		1	2	67%	3
PRIMARY CARE CENTER OF LAKE CITY, THE			3	100%	3
Granville Center	1	2			3
HARRINGTON PARK HEALTH AND REHAB		3			3
LEGACY ER & URGENT CARE - FRISCO WEST			3	100%	3
EXPEDIAN URGENT CARE			3	100%	3
Home Health Care Clinic		2	1	33%	3
MEDFUSION		2	1	33%	3
ADRIANA M CASTRO MD PA		3			3
The Good Shepherd		3			3
UNIVERSITY URGENT CARE			3	100%	3
SUPER HEALTH PHARMACY LLC		3			3
ALOHA HOME CARE LLC DBA ACCENTCARE HOME HEALTH OF		3			3
WHOLE CHILD PEDIATRICS			3	100%	3
WALGREENS NO 19542		3			3
MANATEE URGENT CARE LLC			3	100%	3
GINKGO-IXLAYER		3			3
MIDWAY SPECIALTY CARE RX LLC		1	2	67%	3
BEEBE MEDICAL CENTER LABORATORY		3			3
CORTLAND COUNTY HEALTH DEPARTMENT		3			3
MEDICAL SERVICES OF AMERICA HOME HEALTH		3			3
MEDEXPRESS URGENT CARE - LAWRENCE		3			3
CVS HEALTH, #5962		3			3
CCRX OF NORTH CAROLINA, LLC		2	1	33%	3
STRINGFELLOW MEMORIAL HOSPITAL		3			3
HARBORCHASE OF STUART			3	100%	3
EVERGREEN WOODS HEALTH & REHAB CENTER		2	1	33%	3
CVS M08555POCT KANSAS CITY		3			3
NORTH BROWARD HOSPITAL DISTRICT HEALTHCARE FOR THE HOMELESS			3	100%	3
CENTRAL FL INTERNAL MEDICINE ASSOCIATES LLC		3			3
INSPIRA MEDICAL CENTER VINELAND LAB		2	1	33%	3
CVS MA654POCT ACTON		3			3

COVID-19: testing by laboratory

Data through May 2, 2021 verified as of May 3, 2021 at 09:25 AM

Data in this report are provisional and subject to change.

The numbers in the table below represent the number of Florida and non-Florida residents for whom test results were received by the Department of Health. A person can be tested by more than one laboratory and can have both positive and negative results. **Therefore, the sum of the numbers in each column will be larger than the total number of people tested.**

Reporting lab	Inconclusive	Negative	Positive	Percent positive	Total
VICAR'S LANDING NURSING HOME		2	1	33%	3
EXETER HOSPITAL		3			3
ESCO DRUG CO INC		3			3
HALIFAX HEALTH CARE FOR WOMEN		3			3
MC DIAGNOSTIC OF CONNECTICUT, PC #252		2	1	33%	3
FRESENIUS KIDNEY CARE			3	100%	3
CVS CA8872POCT ALISO VIEJO		3			3
CORNERSTONE DRUG AND GIFT INC		3			3
CVS AZ7075POCT CHANDLER		3			3
NEMOURS CHILDRENS PRIMARY CARE MAITLAND			3	100%	3
JACKSONVILLE VA OPC			3	100%	3
DOCTORS HOSPITAL RENAISSANCE			3	100%	3
MEDEXPRESS URGENT CARE - CEDAR KNOLLS		3			3
THE MEDICAL CENTER			3	100%	3
AZALEALAND NURSING HOME		3			3
CVS NJ2508POCT MANALAPAN		3			3
BAPTIST OUTPATIENT SERVICES			3	100%	3
NORTHEAST FLORIDA INTERNAL MEDICINE PA		3			3
Kings County Hospital Center			3	100%	3
ONE MEDICAL GROUP		1	2	67%	3
CUMBERLAND MEDICAL CENTER INC		3			3
WOODMARK AT UPTOWN ASSISTED LIVING		3			3
PINELLAS PARK HEALTH CENTER - PINELLAS CHD		1	2	67%	3
PHYSICIANS MEDICAL CENTER		3			3
SUN TERRACE HEALTH CARE CENTER			3	100%	3
GULF COAST IMMEDIATE CARE CENTER		1	2	67%	3
MEDEXPRESS URGENT CARE - HADLEY		3			3
NORTH SHORE HOSP. INFECTION CONTROL			3	100%	3
LIVINGSTON COUNTY DEPT OF HEALTH REPRO			3	100%	3
MARLBORO URGENT CARE		3			3
SOUTHERN CORRECTIONAL MEDICINE LLC		3			3
CVS CA9803POCT RIVERSIDE		3			3
ALABAMA DEPT PUBLIC HEALTH			3	100%	3
SKIPPACK MEDICAL LAB			3	100%	3
VIRGINIA DIVISION OF CONSOLIDATED LABORATORIES			3	100%	3
MINUTE CLINIC DIAGNOSTIC OF KANSAS PA		3			3
CVS CA8861POCT BUENA PARK		3			3
CERTIVIA LABORATORIES			3	100%	3
CARECENTER PHARMACY, LLC		3			3
Kroger 635 - The Little Clinic Dacula		3			3
OCALA REGIONAL KIDNEY CENTER-WEST			3	100%	3
320 S TRANSIT ST		3			3
NATIONAL JEWISH HEALTH			3	100%	3
HIALEAH SHORES NURSING AND		2	1	33%	3
Kroger 093 - The Little Clinic Stapleton		2	1	33%	3
Medilodge of Montrose		3			3
Kroger 627 - The Little Clinic Castleberry		2	1	33%	3

COVID-19: testing by laboratory

Data through May 2, 2021 verified as of May 3, 2021 at 09:25 AM

Data in this report are provisional and subject to change.

The numbers in the table below represent the number of Florida and non-Florida residents for whom test results were received by the Department of Health. A person can be tested by more than one laboratory and can have both positive and negative results. **Therefore, the sum of the numbers in each column will be larger than the total number of people tested.**

Reporting lab	Inconclusive	Negative	Positive	Percent positive	Total
HEPATOLOGY DIAGNOSTIC LAB			3	100%	3
MINUTECLINIC DIAGNOSTIC, PA		3			3
MED FUSION			3	100%	3
INTERNAL MEDICINE & PEDIATRICS WELLNESS CENTER			3	100%	3
IPSUM DIAGNOSTICS LLC		3			3
John Knox Manor Inc II		2	1	33%	3
SUNDALE NURSING HOME		3			3
FLORIDA ADDICTION AND RECOVERY CENTER INC		3			3
CVS OH2381POCT LEWIS CENTER		3			3
MT CARMEL PHARMACY INC		3			3
MYKIDZMD PEDIATRICS PLLC		3			3
SOUTHERN SURGICAL ARTS		3			3
PARRISH MEDICAL CENTER-WAIVED TESTING		3			3
HOCHBERG LOWER SCHOOL		3			3
Walgreens #5984		3			3
SSM HEALTH ST LOUIS MICROBIOLOGY LABORATORY		1	2	67%	3
BASCOM PALMER EYE INSTITUTE			3	100%	3
CVS AZ7841POCT TUCSON		3			3
FAMILY CARE SPECIALISTS OF ORLANDO			3	100%	3
NEBRASKA DEPARTMENT OF HEALTH AND HUMAN SERVICES			3	100%	3
NEWSTAR MEDICAL LABORATORIES		3			3
PIEDMONT MOUNTAINSIDE HOSPITAL LAB - E		3			3
ORMOND BEACH URGENT CARE			3	100%	3
C19 LABS			3	100%	3
CURATIVE TEXAS			3	100%	3
SENTARA NORFOLK GENERAL HOSPITAL CENTRAL LAB			3	100%	3
MEDEXPRESS URGENT CARE, HERMITAGE		1	2	67%	3
MINUTECLINIC, LLC #05891		2	1	33%	3
LPG PEDIATRICS AT LEHIGH ACRES		2	1	33%	3
RCA LABORATORY SERVICES LLC			3	100%	3
Glenview Terrace Nursing Center		3			3
TAMPA		1	2	67%	3
TIFTON CARECONNECT URGENT CARE			3	100%	3
CROSSVILLE MEDICAL GROUP		1	2	67%	3
CVS CA9858POCT SANTA CLARITA		3			3
CVS OH5457POCT POWELL		3			3
UHEALTH CORAL SPRINGS			3	100%	3
GREATER MOBILE URGENT CARE – SPRINGHILL			3	100%	3
CONCENTRA - PLANTATION		3			3
OMNI HEALTHCARE INC		1	2	67%	3
COASTAL PEDIATRIC CARE			3	100%	3
MEDEXPRESS URGENT CARE - HACKETTSTOWN		2	1	33%	3
NOVA SOUTHEASTERN UNIVERSITY		2	1	33%	3
RICHMOND CITY DEPARTMENT OF PUBLIC HEALTH			3	100%	3
MEDEXPRESS URGENT CARE-SALINA, S 9TH ST		3			3
FLORIDA MEDICAL ASSOCIATES		3			3
MEDICAL CENTER OF THE ROCKIES			3	100%	3

COVID-19: testing by laboratory

Data through May 2, 2021 verified as of May 3, 2021 at 09:25 AM

Data in this report are provisional and subject to change.

The numbers in the table below represent the number of Florida and non-Florida residents for whom test results were received by the Department of Health. A person can be tested by more than one laboratory and can have both positive and negative results. **Therefore, the sum of the numbers in each column will be larger than the total number of people tested.**

Reporting lab	Inconclusive	Negative	Positive	Percent positive	Total
THE PATHOLOGY LABORATORY		1	2	67%	3
SPRING LAKE REHABILITATION CENTER			3	100%	3
MARTIN MEDICAL CENTER INC		1	2	67%	3
Kroger 758 - The Little Clinic Providence		3			3
IP BOISE 1		2	1	33%	3
LAB PLUS, LLC AT ASCENSION SAINT THOMA		3			3
SINAI POST ACUTE NURSING AND REHAB CE		3			3
Crowne Health Care of Mobile		3			3
WALGREENS #11329		3			3
CLARA MAASS TRANSITIONAL CARE UNIT		3			3
BARONESS ERLANGER HOSPITAL		3			3
NASSAU COUNTY HEALTH DEPARTMENT-FERNANDINA BEACH C		3			3
Domiciliary Rehab & Residential Treatment Program		3			3
GONZALEZ MD AND ASWAD MD HEALTH SERVICES			3	100%	3
EDITH NOURSE ROGERS MEMORIAL VAMC		3			3
CVS PA7132POCT THORNDALE		3			3
Kingston Care Center of Sylvania		3			3
MINUTECLINIC DIAGNOSTIC MEDICAL		3			3
LOCH HAVEN PEDIATRICS			3	100%	3
CVS IN6605POCT INDIANAPOLIS		2	1	33%	3
MCGUFFEY HEALTH CARE CENTER INC		3			3
LIFEGUARD AMBULANCE SERVICE LLC - BAY COUNTY			3	100%	3
Huntington Health Care and Rehabilitation Center		3			3
Kroger 571 - The Little Clinic Hendersonville		1	2	67%	3
TRISTAR WELLNESS, LLC		3			3
24TH WEAPONS OF MASS DESTRUCTION - CIVIL SUPPORT		3			3
ADVENTHEALTH IMAGING LAKE NONA		1	2	67%	3
CANOPY PEDIATRICS		3			3
UHEALTH JACKSON URGENT CARE - CUTLER BAY		1	2	67%	3
MANORCARE NURSING & REHABILITATION CENTER-NAPLES		3			3
CVS OH6167POCT ASHLAND		3			3
MEDEXPRESS URGENT CARE GREENSBURG		2	1	33%	3
ALLIANCE LABS @LRMC			3	100%	3
CORNERSTONE MEDICAL CARE OF BRANDON		2	1	33%	3
OCEAN MEDICAL CENTER		2	1	33%	3
SANIBEL MEDICAL CLINIC		1	2	67%	3
ORCHID COVE DAYTONA			3	100%	3
JS HEALTHCARE		2	1	33%	3
MINUTECLINIC, LLC #05814		3			3
PEDIATRICS IN NORTH FLORIDA PA			3	100%	3
AUGUSTA UNIVERISTY MEDICAL CENTER			3	100%	3
ASPIRUS WAUSAU HOSPITAL			3	100%	3
Kroger 768 - The Little Clinic Leestown Rd		2	1	33%	3
BOSTON MEDICAL CENTER			3	100%	3
SPARROW CENTRAL LAB			3	100%	3
PRECIDENT FLORIDA		3			3
LOYOLA UNIVERSITY MEDICAL CENTER LABORATORY			3	100%	3

COVID-19: testing by laboratory

Data through May 2, 2021 verified as of May 3, 2021 at 09:25 AM

Data in this report are provisional and subject to change.

The numbers in the table below represent the number of Florida and non-Florida residents for whom test results were received by the Department of Health. A person can be tested by more than one laboratory and can have both positive and negative results. **Therefore, the sum of the numbers in each column will be larger than the total number of people tested.**

Reporting lab	Inconclusive	Negative	Positive	Percent positive	Total
SOUTHEASTERN IMMEDIATE CARE- MILLEDGEVILLE GA			3	100%	3
HEALTH AND WELLNESS URGENT CARE LLC			3	100%	3
GEISINGER COMMUNITY MEDICAL CENTER			3	100%	3
FLAGLER FAMILY MEDICINE PA			3	100%	3
HOUSTON MEDICAL CENTER			3	100%	3
EMERALD TRACE		3			3
FLORIDA MENTOR-POINT WEST CLUSTER		3			3
Bainbridge Health and Rehab		3			3
MINUTECLINIC DIAG OF IND, LLC #5369		2	1	33%	3
OPP HEALTH AND REHABILITATION		3			3
BROOKDALE LAKE MARY			3	100%	3
ONslow MEMORIAL HOSPITAL LABORATORY		3			3
WALGREENS #07502		3			3
AFC URGENT CARE/FARRAGUT			3	100%	3
MEDRITE MEDICAL CARE PC		3			3
AVANTE INVERNESS		1	2	67%	3
AVALON MEDICAL GROUP		1	2	67%	3
THOMAS LANGLEY			3	100%	3
NORTHWELL HEALTH			3	100%	3
LEE CONVENIENT CARE AT SUMMERLIN			3	100%	3
CRISP REGIONAL HOSPITAL		3			3
PREMIER MOBILE HEALTH SERVICES, LLC		1	2	67%	3
URGENT DOC - URGENT CARE CLINIC			3	100%	3
CARE ATC ARLINGTON CENTRAL PARK		3			3
ADVANCED URGENT CARE CENTER OF THE UPPER KEYS		1	2	67%	3
CVS NE8616POCT LINCOLN		1	2	67%	3
MINUTECLINIC #1773		3			3
HEALGEN SCIENTIFIC			3	100%	3
DEBORAH HEART AND LUNG CENTER		3			3
BROOKDALE ALTAMONTE SPRINGS			3	100%	3
EASTMAN HEALTHCARE & REHAB		3			3
ADVENTHEALTH WATERMAN COMMUNITY CLINIC			3	100%	3
CAREHERE LLC			3	100%	3
WALGREENS #01456		3			3
WEST TN HEALTH MED NORTH		3			3
DIGNITY HEALING LLC			3	100%	3
LEE MEMORIAL HOSPITAL BLOOD GAS LAB			3	100%	3
ALLEGHENY GENERAL HOSPITAL			3	100%	3
Kroger 522 - The Little Clinic Gahanna		2	1	33%	3
WOMENS CARE FLORIDA LLC-LABORATORY		3			3
PUBLIC HEALTH TRUST OF MIAMI DADE COUNTY			3	100%	3
MEDEXPRESS URGENT CARE - VINELAND S MA		3			3
FREDERICK MEMORIAL HOSPITAL			3	100%	3
CVS RI326POCT NORTH SMITHFIELD		3			3
MEDEXPRESS-HOUSTON EAST FWY		1	2	67%	3
BAPTIST PRIMARY CARE, INC.		2	1	33%	3
MEDEXPRESS URGENT CARE-CLOQUET		3			3

COVID-19: testing by laboratory

Data through May 2, 2021 verified as of May 3, 2021 at 09:25 AM

Data in this report are provisional and subject to change.

The numbers in the table below represent the number of Florida and non-Florida residents for whom test results were received by the Department of Health. A person can be tested by more than one laboratory and can have both positive and negative results. **Therefore, the sum of the numbers in each column will be larger than the total number of people tested.**

Reporting lab	Inconclusive	Negative	Positive	Percent positive	Total
Broadview Multi-Care Center		3			3
NEWCARE PRIMARY MEDICINE			3	100%	3
CVS PA7611POCT ALLISON PARK		3			3
WINDSOR AT OCALA		2	1	33%	3
ADVENT HEALTH MEDICAL GROUP FAMILY MEDICINE			3	100%	3
LINCOLN MEDICAL CENTER		3			3
MEDEXPRESS URGENT CARE - TOPEKA, SW WANAMAKER RD		3			3
BAPTIST HEALTH SURGERY CENTER AT NORTHPOINT			3	100%	3
CVS MA1006POCT BROCKTON		3			3
KISSIMMEE URGENT CARE		3			3
PRIMARY & URGENT CARE CENTERS			3	100%	3
FAMILY TREE MEDICAL GROUP PA		2	1	33%	3
MID FLORIDA CLINICAL LABORATORY		2	1	33%	3
HOUSTON METHODIST HOSPITAL			3	100%	3
CVS AZ1720POCT QUEEN CREEK		3			3
CABELL HUNTINGTON HOSPITAL CLINICAL LAB			3	100%	3
BLACKWATER RIVER			3	100%	3
Gracemore Nursing and Rehab		3			3
FOUR WINDS BEHAVIORAL HEALTH		3			3
CVS MA137POCT QUINCY		3			3
QUEST DIAGNOSTICS INCORPORATED	1		2	67%	3
INTERNAL MEDICINE AND WOUND CARE SPECIALIST LLC		3			3
MEDICAL CITY DALLAS HOSPITAL			3	100%	3
PALM BEACH DIGESTIVE ASSOCIATES			3	100%	3
DOCTOR 4 U CLINIC		1	2	67%	3
OLYMPUS HEALTH AND PERFORMANCE			3	100%	3
CVS CT2210POCT RIVERSIDE		3			3
MINUTECLINIC DIAGNOSTIC OF OHIO #6192		3			3
Cleveland Clinic Weston			3	100%	3
QUALITY LABORATORY SERVICE		2	1	33%	3
INTERCOASTAL FAMILY PRATICE		1	2	67%	3
COMMUNICABLE DISEASE CONTROL/PUBLIC HEALTH EMERGENCY PREPAREDNESS			3	100%	3
CVS MA1179POCT HUDSON		2	1	33%	3
ATLANTIS OUTPATIENT CENTER		3			3
BRADENTON PHYSICIAN MEDICAL CENTER			3	100%	3
Biopharmaceutics Laboratory Section		3			3
MINUTECLINIC DIAGNOSTIC OF WISCONSIN,		3			3
PRISMA HEALTH MIDLANDS			3	100%	3
CVS MO10151POCT SPRINGFIELD		2	1	33%	3
SCIENTIFIC LABORATORY DIVISION			3	100%	3
SCHIFF CENTER FOR LIVER DISEASES		1	2	67%	3
ST. LUKE'S HOSPITAL - BETHLEHEM CAMPUS		1	2	67%	3
COL CROSSROAD		1	2	67%	3
VA West Los Angeles Medical Center		3			3
Overton Brooks VAMC		3			3
SOLERA SPECIALTY PHARMACY LLC		2	1	33%	3
CANOPY AT HARPER LAKE, THE			3	100%	3

COVID-19: testing by laboratory

Data through May 2, 2021 verified as of May 3, 2021 at 09:25 AM

Data in this report are provisional and subject to change.

The numbers in the table below represent the number of Florida and non-Florida residents for whom test results were received by the Department of Health. A person can be tested by more than one laboratory and can have both positive and negative results. **Therefore, the sum of the numbers in each column will be larger than the total number of people tested.**

Reporting lab	Inconclusive	Negative	Positive	Percent positive	Total
MINUTECLINIC LLC #3351			3	100%	3
ST CLOUD PHARMACY AND WELLNESS CENTER		2	1	33%	3
EMERALD PARK OF HOLLYWOOD			3	100%	3
Manor Care-Kingston Court of York PA, LLC		3			3
Concordia Village of Tampa			3	100%	3
GARCIA MORALES NELSON			3	100%	3
NORTHWEST FLORIDA CLINICAL LAB		1	2	67%	3
CVS NV2989POCT NORTH LAS VEGAS		2	1	33%	3
HEALTH FIRST MEDICAL GROUP			3	100%	3
VA OUTPATIENT CLINIC-NEW PORT RICHEY			3	100%	3
CVS MINUTE CLINIC		1	2	67%	3
YATES COUNTY PUBLIC HEALTH		3			3
GREENTREE MEDICAL CENTER			3	100%	3
SAN JUAN REGIONAL MEDICAL CENTER		3			3
HAWAII DEPARTMENT OF HEALTH			3	100%	3
HOMELAND CENTER		3			3
BETHESDA HOSPITAL EAST BLOOD GAS LAB			3	100%	3
EASTERN NEW MEXICO MEDICAL CENTER		3			3
CVS MA1945POCT HANOVER		3			3
SOFTLAB			3	100%	3
VELOCITY CARE			3	100%	3
OPENTRONS PRL		2	1	33%	3
CHEROKEE COUNTY HEALTH AND REHAB CENTER		3			3
HARBORCHASE OF GAINESVILLE			3	100%	3
NORTH DAKOTA DEPT OF HEALTH MICROBIOLOGY		1	2	67%	3
CAMPAZZI CONCIERGE MEDICAL SERVICES		2	1	33%	3
NC STATE LABORATORY OF PUBLIC HEALTH		3			3
NEMOURS CHILDRENS PRIMARY CARE HORIZON WEST			3	100%	3
CATSKILL REGIONAL MEDICAL CENTER		3			3
ACCESS HEALTH CARE		2	1	33%	3
TRUE HEALTH – LAKE UNDERHILL		3			3
CARESPOT-WELLINGTON			3	100%	3
CVS NC7548POCT FUQUAY VARINA		2	1	33%	3
MEMORIAL HEALTH UNIVERSITY MEDICAL CENTER			3	100%	3
SUMMIT MEDICAL GROUP – WEST ORANGE		3			3
MEDEXPRESS URGENT CARE-VINLAND SOUTH		2	1	33%	3
UK HEALTHCARE			3	100%	3
ALLIED PHYSICIANS GROUP PLLC		3			3
NEMOURS CHILDREN'S PRIMARY CARE, LONGWOOD			3	100%	3
VIRTUA MEMORIAL HOSPITAL BURLINGTON COUNTY		1	2	67%	3
DASCENA LAB			3	100%	3
CARENOW-ATASCOCITA			3	100%	3
FIRST CARE - MIDDLESBORO			3	100%	3
CVS AZ7263POCT PHOENIX		3			3
ESTERO FIRE RESCUE		3			3
Wilkes-Barre VAMC		3			3
GROVES CENTER			3	100%	3

COVID-19: testing by laboratory

Data through May 2, 2021 verified as of May 3, 2021 at 09:25 AM

Data in this report are provisional and subject to change.

The numbers in the table below represent the number of Florida and non-Florida residents for whom test results were received by the Department of Health. A person can be tested by more than one laboratory and can have both positive and negative results. **Therefore, the sum of the numbers in each column will be larger than the total number of people tested.**

Reporting lab	Inconclusive	Negative	Positive	Percent positive	Total
WALGREENS #05477		3			3
TERRACE OF ST CLOUD, THE		2	1	33%	3
CVS IL2297144CV CHICAGO		3			3
CVS NC2749POCT CONCORD		3			3
UNIVERSITY OF KANSAS MEDICAL CENTER			3	100%	3
CAPTIAL REGIONAL MEDICAL CENTER			3	100%	3
ACCESS LABORATORIES LLC			3	100%	3
LIFE CARE CENTER OF SKAGIT VALLEY		3			3
PEDIATRICS BY THE SEA JOG RD OFFICE			3	100%	3
MEDEXPRESS URGENT CARE, BELLE VERNON		3			3
Grandview Health Care Center		3			3
NORTH CAROLINA DEPT OF HEALTH & HUMAN SRVCS STATE LAB OF PUBLIC HEALTH			3	100%	3
RRMC CREEKSIDE LAB		3			3
ST LUKES HOSPITAL			3	100%	3
PROPATH			3	100%	3
CVS TX7156POCT RICHARDSON		3			3
COOPER UNIVERSITY HOSPITAL LABORATORY		2	1	33%	3
THE CENTER FOR DISCOVERY		3			3
LUCID LABORATORY SERVICES		3			3
CVS TX7675POCT RED OAK		1	2	67%	3
Maryfield Inc. dba Pennybyrn		3			3
EASTSIDE MEDICAL CENTER		3			3
SAVANNAH COVE		3			3
Greystone Health Care Center		3			3
CVS CT288POCT BRISTOL		2	1	33%	3
THE OASIS BEACHSIDE		3			3
WELLSTAR PAULDING HOSPITAL		3			3
BNC Medical Investors, LLC Berrien Nursing & Rehabilitation Center		3			3
COASTAL SKIN SURGERY AND DERMATOLOGY PL		3			3
STARLING AT SAN JOSE			3	100%	3
MEDEXPRESS URGENT CARE - OMAHA N 72 ST		2			2
US LABS		2			2
ONTARIO COUNTY PUBLIC HEALTH		2			2
COASTAL MEDICAL LAB			2	100%	2
PANCARE HEALTH - SNEADS ELEMENTARY			2	100%	2
CVS IN6555POCT BROWNSBURG		2			2
NAVAL BRANCH MEDICAL CLINIC			2	100%	2
MANASOTA PEDIATRICS			2	100%	2
SUNNYSIDE MANOR		2			2
APPLING NURSING & REHABILITATION PAVIL		2			2
OAKMONT OF UNION SC, LLC		2			2
Northpoint Lexington Healthcare		1	1	50%	2
EASTERN NIAGARA HOSPITAL		2			2
The Suites at Western Home Communities		2			2
ADVENTHEALTH EAST ORLANDO EMPLOYEE CLINIC		2			2
Kroger 619 - The Little Clinic Hendersonville Indian Lake		2			2
BAPTIST HEALTH LEXINGTON			2	100%	2

COVID-19: testing by laboratory

Data through May 2, 2021 verified as of May 3, 2021 at 09:25 AM

Data in this report are provisional and subject to change.

The numbers in the table below represent the number of Florida and non-Florida residents for whom test results were received by the Department of Health. A person can be tested by more than one laboratory and can have both positive and negative results. **Therefore, the sum of the numbers in each column will be larger than the total number of people tested.**

Reporting lab	Inconclusive	Negative	Positive	Percent positive	Total
PATIENT FIRST-BATTLEFIELD			2	100%	2
THE WINDSOR ORTEGA		2			2
SUMMIT URGENT CARE PS			2	100%	2
FLORIDA CLINICAL LABORATORY INC			2	100%	2
NEMOURS CHILDREN'S PRIMARY CARE THE VILLAGES		2			2
BAPTIST HOSPITAL INTERNAL MEDICINE GULF BREEZE			2	100%	2
MERCY CONVENIENT CARE			2	100%	2
PALM BEACH DIABETES & ENDOCRINE SPECIALISTS PA			2	100%	2
CVS SC7567POCT BOILING SPRINGS		1	1	50%	2
CARINGPLUS HOMECARE LLC		1	1	50%	2
ST. VINCENT HOSPITAL			2	100%	2
SARASOTA MEMORIAL MEDICAL URGENT CARE CENTER			2	100%	2
MD NOW URGENT CARE MEDICAL CENTERS INC			2	100%	2
KAP MEDICAL GROUP, LLC			2	100%	2
ALVERNO CLINICAL LABORATORIES			2	100%	2
UTMB PATHOLOGY CLINICAL SERVICES LABORATORY			2	100%	2
BAPTIST HEALTH PRIMARY CARE AT DORAL			2	100%	2
SUMMIT CLINICAL LABORATORIES LLC			2	100%	2
ASANTE ROGUE REGIONAL MEDICAL CENTER L		2			2
Crest Manor Living and Rehabilitation		2			2
INSPIRE HEALTHCARE CENTER			2	100%	2
VETERANS AFFAIRS MEDICAL CENTER - GREATER LOS ANGELES			2	100%	2
WARE EXPRESS CARE			2	100%	2
Warren Center for Rehabilitation and Nursing		2			2
Lenawee Medical Care Facility		2			2
INTERNAL MEDICINE ASSOCIATES-DUNELLON			2	100%	2
NSUH AT SYOSSET		2			2
FLAGLER PROFESSIONAL HEALTH CAE SERVICES INC		2			2
MEASE COUNTRYSIDE HOSPITAL CARDIAC REH			2	100%	2
COX HEALTH SOUTH LAB		1	1	50%	2
BUFFALO CROSSINGS HEALTHCARE AND REHABILITATION CENTER			2	100%	2
FIRST PREVENTION AND DIALYSIS CENTER LLC			2	100%	2
FRASER MEMORIAL HOSPITAL		1	1	50%	2
JFK MEDICAL CENTER LABORATORY DEPT		2			2
OUR LADY OF THE LAKE REGIONAL MEDICAL CENTER			2	100%	2
CAROLINAS HEALTHCARE SYSTEM LAB			2	100%	2
SOUTHERN TENNESSEE MEDICAL CENTER			2	100%	2
FKC AMELIA ISLAND DIALYSIS			2	100%	2
DESERT SPRINGS HOSPITAL			2	100%	2
HERNANDO CHILDREN'S			2	100%	2
DALLAS MEDICAL CENTER			2	100%	2
LINIL VISITING NURSES, INC		2			2
Walgreens #19019		2			2
UPSON REGIONAL MEDICAL CENTER		1	1	50%	2
HEAD 2 TOE PEDIATRICS, PLLC		1	1	50%	2
HPH HOME CARE		1	1	50%	2
WillowBrooke Court at Southampton Estates		2			2

COVID-19: testing by laboratory

Data through May 2, 2021 verified as of May 3, 2021 at 09:25 AM

Data in this report are provisional and subject to change.

The numbers in the table below represent the number of Florida and non-Florida residents for whom test results were received by the Department of Health. A person can be tested by more than one laboratory and can have both positive and negative results. **Therefore, the sum of the numbers in each column will be larger than the total number of people tested.**

Reporting lab	Inconclusive	Negative	Positive	Percent positive	Total
Tuscola County Medical Care Community		2			2
PM PEDIATRICS OF BAYSIDE PLLC - BELLER		2			2
MARCO ISLAND HOSPITAL INC D/B/A		1	1	50%	2
Good Samaritan Society-Blackduck		1	1	50%	2
MEDEXPRESS URGENT CARE - LODI		2			2
MEMORIAL HEALTH SYSTEM		1	1	50%	2
ADVENTHEALTH MEDICAL GROUP OBSTETRICS			2	100%	2
87TH MEDICAL GROUP – MCGUIRE AMBULATORY CARE FACILITY		2			2
JULIE STAATS DO		2			2
PINARD HOME HEALTH SERVICES INC			2	100%	2
AVERA MEDICAL GROUP			2	100%	2
CVS AZ5892POCT LAVEEN		2			2
MEDICAL ASSOCIATES OF BREVARD LLC		1	1	50%	2
NEW YORK PSYCHIATRIC INSTITUTE		2			2
FASTCARE LLC			2	100%	2
RIVER CITY MEDICAL ASSOCIATES, INC			2	100%	2
Cedar Valley Nursing & Rehab Center		2			2
WURLAND NURSING AND REHABILITATION, L		2			2
FLORIDA DEPARTMENT OF HEALTH IN LEE COUNTY		1	1	50%	2
MD NOW URGENT CARE CENTER INC.			2	100%	2
MEDEXPRESS URGENT CARE - NUTLEY		2			2
MEDSTAR HARBOR HOSPITAL			2	100%	2
PORTAGE MEDICAL CENTER			2	100%	2
GERM BUSTERS 911 LLC			2	100%	2
BROOKSVILLE DIALYSIS			2	100%	2
LILY PHARMACY		2			2
PREMIER FAMILY CARE I, INC			2	100%	2
ASCENSION ST VINCENT'S RIVERSIDE			2	100%	2
FLORIDA DEPARTMENT OF HEALTH IN ESCAMBIA COUNTY		1	1	50%	2
HEALTH & REHAB CTR AT DOLPHINS VIEW, THE			2	100%	2
CITY OF NEW YORK DEPARTMENT OF HEALTH			2	100%	2
TAMPA FAMILY HEALTH CENTER		1	1	50%	2
NEIGHBORCARE PHARMACY SERVICES		2			2
INN AT LAPOSADA,THE			2	100%	2
EVERYBODY'S FAMILY CLINIC		2			2
Fairhaven Retirement Community		2			2
KAISER SUNNYSIDE MEDICAL CTR LAB		2			2
SANFORD REGIONAL HOSPITAL WORTHINGTON		2			2
FHCP ASC - ORANGE CITY			2	100%	2
New Jersey Aim At Smg		2			2
BOCA RATON REGIONAL HOSPITAL INC			2	100%	2
CVS MA2125POCT NATICK		1	1	50%	2
Greystone Nursing and Rehab, LLC			2	100%	2
VOLUNTEERS OF AMERICA OF FLORIDA			2	100%	2
CHAPPEL GROUP RESEARCH, THE		2			2
HIGHLAND PARK LAKEWOOD PRESTON HOLLOW			2	100%	2
QUALITY URGENT CARE CENTER		1	1	50%	2

COVID-19: testing by laboratory

Data through May 2, 2021 verified as of May 3, 2021 at 09:25 AM

Data in this report are provisional and subject to change.

The numbers in the table below represent the number of Florida and non-Florida residents for whom test results were received by the Department of Health. A person can be tested by more than one laboratory and can have both positive and negative results. **Therefore, the sum of the numbers in each column will be larger than the total number of people tested.**

Reporting lab	Inconclusive	Negative	Positive	Percent positive	Total
CVS NV5942POCT LAS VEGAS		2			2
CARTERSVILLE URGENT CARE		1	1	50%	2
MY PHARMACY			2	100%	2
HUMILITY OF MARY HEALTH PARTNERS			2	100%	2
HENRY FORD WEST BLOOMFIELD HOSPITAL			2	100%	2
MEDEXPRESS URGENT CARE-MT PLEASANT		1	1	50%	2
NEWTON MEMORIAL HOSPITAL		2			2
FLORIDA COMMUNITY HEALTH CENTERS, INC.			2	100%	2
Sanford Health & Rehabilitation			2	100%	2
Timber Ridge Health Care Center			2	100%	2
HCR MANOR CARE SERVICES OF FLORIDA III INC		2			2
SUNSHINE PHARMACY		2			2
AMERICAN FAMILY CARE URGENT CARE		1	1	50%	2
NORTON IMMEDIATE CARE CENTER - PRESTON			2	100%	2
FLORIDA SCHOOL FOR THE DEAF & BLIND			2	100%	2
Kroger 777 - The Little Clinic Shelbyville		1	1	50%	2
Kroger 519 - The Little Clinic Georgesville Square		2			2
CVS TX4794POCT ARLINGTON		2			2
NORTH SHORE HEMATOLOGY-ONCOLOGY ASSOCIATES		2			2
ORLANDO LUTHERAN TOWERS		1	1	50%	2
SAFE PMC		2			2
Colonial Manor Nursing and Rehabilitation Center		2			2
Camellia Gardens		2			2
ARCADIA DIALYSIS CENTER			2	100%	2
PARKRIDGE MEDICAL CENTER			2	100%	2
BIOHEALTH MEDICAL LAB INC			2	100%	2
TEXAS HEALTH CARE			2	100%	2
UNIVERSTIY OF ILLINOIS HOSPITAL			2	100%	2
ESCANDON DIAGNOSTIC CLINIC			2	100%	2
Kroger 762 - The Little Clinic Clarksville		2			2
CVS M08581POCT BLUE SPRINGS		1	1	50%	2
CVS MD1490POCT GAITHERSBURG		2			2
BETHESDA HOSPITAL			2	100%	2
ADVENTHEALTH IMAGING PARTIN SETTLEMENT			2	100%	2
LAKEVIEW HEALTH CARE SYSTEM LLC			2	100%	2
MAYO CLINIC COUMADIN CLINIC LABORATORY		1	1	50%	2
PHYSICIANS LABORATORY SERVICES			2	100%	2
FALMOUTH HOSPITAL		1	1	50%	2
CHILDREN'S MEDICAL CENTER-EAST ORLANDO			2	100%	2
ORLANDO DIALYSIS		1	1	50%	2
MEDEXPRESS URGENT CARE - BENTON		2			2
BOND COMMUNITY HEALTH CENTER			2	100%	2
PEDIATRIC HEALTH CARE		1	1	50%	2
CHESTERFIELD HEALTHCARE GROUP, INC		2			2
MEMORIAL HOSPITAL OF CARBONDALE			2	100%	2
SCDHEC BUREAU OF LABORATORIES			2	100%	2
ELITE MEDICAL LABORATORY SOLUTIONS LLC			2	100%	2

COVID-19: testing by laboratory

Data through May 2, 2021 verified as of May 3, 2021 at 09:25 AM

Data in this report are provisional and subject to change.

The numbers in the table below represent the number of Florida and non-Florida residents for whom test results were received by the Department of Health. A person can be tested by more than one laboratory and can have both positive and negative results. **Therefore, the sum of the numbers in each column will be larger than the total number of people tested.**

Reporting lab	Inconclusive	Negative	Positive	Percent positive	Total
WEST COAST PEDIATRICS			2	100%	2
CVS TX7603POCT SAGINAW		2			2
RAPID RESULT CORP LLC		1	1	50%	2
Life Care Center of Elyria		2			2
STARR CITY OF ROMA COMMUNITY CENTER			2	100%	2
RESOLUTE PAIN SOLUTIONS		2			2
MEMORIAL HOSPITAL OF TAMPA			2	100%	2
VAULT MEDICAL SERVICES		1	1	50%	2
PRECISION DIAGNOSTIC INC		2			2
CVS MA38POCT CHARLTON		2			2
CHI MEMORIAL PRIMARY CARE ASSOCIATES-A		2			2
CONCENTRA - PLANT CITY		2			2
ABSOLUTE QUICK CARE		1	1	50%	2
MOBILE HEALTH LABS LLC			2	100%	2
ROYAL CARE MEDICAL CENTER			2	100%	2
Parkwood in the Pines		2			2
Kroger 096 - The Little Clinic Orchard and Holly		2			2
ABRAKIDABRA PEDIATRIC CLINIC LLC			2	100%	2
SWEETWATER NURSING CENTER		2			2
BAYCARE LABORATORIES			2	100%	2
KANSAS CITY VA MEDICAL CENTER			2	100%	2
PALM COAST DIALYSIS		2			2
Green Mountain Nursing and Rehabilitation		2			2
MAINE CENTER FOR DISEASE CONTROL AND PREVENTION			2	100%	2
AdventHealth Care Center Orlando North			2	100%	2
SIMMONS			2	100%	2
SENDER RETREAT ADULT DAY CARE CENTERS			2	100%	2
BIRMINGHAM INTERNAL MEDICINE ASSOCIATE		1	1	50%	2
PHYSICIANS PREMIER			2	100%	2
TMH EC NORTHEAST LABORATORY			2	100%	2
EXPRESS CARE OF LEESBURG			2	100%	2
Providence of Sparta Health and Rehabilitation		2			2
GASTROENTEROLOGY ASSOCIATES			2	100%	2
CONWAY MEDICAL CENTER			2	100%	2
ULTIMATE KIDNEY CARE			2	100%	2
ST VINCENT'S AMBULATORY CARE INC			2	100%	2
PEACEHEALTH CENTRAL		2			2
NORTH MANATEE HEALTH CARE CENTER			2	100%	2
CRUC CMCH-COVID-19		2			2
Elba Nursing and Rehabilitation Center, LLC		2			2
NORTHWEST MEDICAL CENTER LABORATORY		2			2
DOCTORS CARE - AIKEN MALL			2	100%	2
CORNELIA REDDY URGENT CARE		2			2
CHRISTIAN REST HOME ASSOC		2			2
CVS NC2559POCT CHARLOTTE		2			2
DIVERSE MEDICAL CARE LLC			2	100%	2
GOLDSTEIN			2	100%	2

COVID-19: testing by laboratory

Data through May 2, 2021 verified as of May 3, 2021 at 09:25 AM

Data in this report are provisional and subject to change.

The numbers in the table below represent the number of Florida and non-Florida residents for whom test results were received by the Department of Health. A person can be tested by more than one laboratory and can have both positive and negative results. **Therefore, the sum of the numbers in each column will be larger than the total number of people tested.**

Reporting lab	Inconclusive	Negative	Positive	Percent positive	Total
YOUTH AND YOU, INC		2			2
SCHEURER HOSPITAL		2			2
GALEN BAYLOR EXTENSION		2			2
EXCEPTIONAL EMERGENCY CENTER - AMARILLO			2	100%	2
FLAGLER HOME CARE			2	100%	2
GULFCOAST JEWISH FAMILY			2	100%	2
UNITED MEMORIAL MEDICAL CENTER			2	100%	2
MORRISTOWN MEMORIAL HOSPITAL		2			2
441 URGENT CARE-MULBERRY			2	100%	2
MEDERI CARETENDERS		1	1	50%	2
NORTH MCALLEN PEDIATRIC CENTER			2	100%	2
DOCTORS MEDICAL CTR OF WALTON COUNTY			2	100%	2
PEACE RIVER MEDICAL CENTER		2			2
Aurora CBOC			2	100%	2
BAYLOR SCOTT & WHITE COMPREHENSIVE WOUND			2	100%	2
GREEN POINT RX INC DBA ALTRU CHEMISTS		2			2
MAIN STREET MEDICAL CENTERS		2			2
RIVERVIEW MEDICAL CLINIC		2			2
Manorcare Health Services - Williamsport South		2			2
PRESTIGE EMERGENCY ROOM LLC			2	100%	2
SOUTHEAST GEORGIA HEALTH SYSTEM			2	100%	2
LIBERTY HEALTH CENTER			2	100%	2
AUSTIN REGIONAL CLINIC MICROBIOLOGY LAB			2	100%	2
PALMETTO FAMILY HEALTH CENTER			2	100%	2
ASPIRUS RIVERVIEW HOSPITAL & CLINICS INC		1	1	50%	2
NEW YORK CITY DEPARTMENT OF HEALTH			2	100%	2
WATERS PEDIATRIC CENTER			2	100%	2
FLORIDA MEDICAL CLINIC IM LUTz			2	100%	2
AMERICAN RESEARCH CENTERS OF FLORIDA			2	100%	2
NEW DISCOVERY BIOLOGICS, LLC		1	1	50%	2
ATLANTIC DIAGNOSTICS			2	100%	2
Village Green Health & Rehabilitation		2			2
UPS			2	100%	2
NATHAN LITTAUER HOSPITAL LAB		2			2
WELLSTAR SPALDING REGIONAL MEDICAL CENTER		2			2
Delaware Court Healthcare Center		2			2
SPRINGS MEDICAL LAB		1	1	50%	2
ST ANTHONY'S PINELLAS CARE CLINIC			2	100%	2
GOLISANO PEDIATRICS PORT CHARLOTTE HARBOR		2			2
TWIN LAKES REHAB & HEALTHCARE		2			2
BAPTIST HOSPITAL OF MIAMI MCI BROWARD LABORATORY			2	100%	2
ANNE ARUNDEL MEDICAL CENTER			2	100%	2
MONICE DR.			2	100%	2
The Palms Nursing and Rehabilitation		1	1	50%	2
TMH PHYSICIAN PARTNERS MONTICELLO		1	1	50%	2
SACRED HEART HOSPITAL ON THE EMERALD			2	100%	2
SIGNAL DIAGNOSTICS DBA FLOWHEALTH LABS			2	100%	2

COVID-19: testing by laboratory

Data through May 2, 2021 verified as of May 3, 2021 at 09:25 AM

Data in this report are provisional and subject to change.

The numbers in the table below represent the number of Florida and non-Florida residents for whom test results were received by the Department of Health. A person can be tested by more than one laboratory and can have both positive and negative results. **Therefore, the sum of the numbers in each column will be larger than the total number of people tested.**

Reporting lab	Inconclusive	Negative	Positive	Percent positive	Total
ABSOLUTE CAREGIVERS HOME HEALTH AGENCY INC			2	100%	2
SOUTHERN BREEZE HEALTHCARE		1	1	50%	2
Chatham Nursing and Rehab Center		2			2
IN AND OUT URGENT CARE			2	100%	2
WAKULLA URGENT CARE & DIAGNOSTIC			2	100%	2
MEDEXPRESS URGENT CARE - ROSS TOWNSHIP		2			2
DIGESTIVE DISEASE CARE PC		2			2
Holiday Retirement Home			2	100%	2
VALLEY MEDICAL LABORATORY			2	100%	2
DNA DIAGNOSTICS CENTER		2			2
MEDEXPRESS URGENT CARE - ST CLAIR, CLOVER DR.		1	1	50%	2
MEDEXPRESS URGENT CARE - LINCOLN N 26T		2			2
ADERHOLT MEDICAL, LLC		2			2
LP Marietta II, LLC		2			2
JUPITER PEDIATRIC ASSOCIATES, PA		1	1	50%	2
DEER'S HEAD CENTER		2			2
Cooperstown Center for Nursing and Rehabililtation		2			2
VALLEY BAPTIST MEDICAL CENTER: BROWNSVILLE			2	100%	2
OMEGA RESEARCH CONSULTANTS			2	100%	2
MOSAIC MEDICAL CENTER MARYVILLE			2	100%	2
SPECTRUM HEALTH			2	100%	2
HAILE MEDICAL GROUP PA		2			2
SOUTHEASTERN INSTITUTE OF RESTORATIVE MEDICINE		1	1	50%	2
BAYFRONT CARDIOVASCULAR ASSOCIATES		1	1	50%	2
BIOMAT USA			2	100%	2
Kroger 477 - The Little Clinic Fort Mitchell		2			2
MEDEXPRESS URGENT CARE - MARTINSVILLE		2			2
EXCELTOX LABORATORIES LLC		2			2
CRAWFORD COUNTY CARE CENTER		2			2
THE EDGEWATER AND WATERMAN VILLAGE			2	100%	2
VALUE DRUGS BRONXVILLE INC		2			2
A G RHODES HOME AT WESLEY WOODS		2			2
University Center East			2	100%	2
Church Creek SNF			2	100%	2
The Friendly Home		2			2
WELLNESS MEDICAL CLINIC			2	100%	2
FLORIDA MEDICAL CLINIC RADIOLOGY DALE MABRY		2			2
PM PEDIATRICS OF BAYSIDE, PLLC - RIVE		2			2
LARKIN COMMUNITY HOSPITAL PALM SPRINGS CAMPUS		1	1	50%	2
RENFREW CENTERS INC		2			2
PIEDMONT WALTON HOSPITAL		2			2
AMERICAN MOLECULAR LABORATORIES			2	100%	2
NEW YORK UNIVERSITY MEDICAL CENTER			2	100%	2
UNIVERSITY OF VERMONT MEDICAL CENTER			2	100%	2
UNIVERSITY COMMUNITY HEALTH SERVICES		1	1	50%	2
Smoky Mountain Nursing and Rehabilitation Center		2			2
RIDGEFIELD PEDIATRIC ASSOCIATES		2			2

COVID-19: testing by laboratory

Data through May 2, 2021 verified as of May 3, 2021 at 09:25 AM

Data in this report are provisional and subject to change.

The numbers in the table below represent the number of Florida and non-Florida residents for whom test results were received by the Department of Health. A person can be tested by more than one laboratory and can have both positive and negative results. **Therefore, the sum of the numbers in each column will be larger than the total number of people tested.**

Reporting lab	Inconclusive	Negative	Positive	Percent positive	Total
RADEAS			2	100%	2
ST. ELIZABETH HEALTHCARE			2	100%	2
PT&J REHAB LLC		1	1	50%	2
HAMILTON CHD		2			2
URGENTMED PLANTATION			2	100%	2
CVS AZ9273POCT TUCSON			2	100%	2
GREEN RIVER MEDICAL CENTER			2	100%	2
Cortland Acres Association		2			2
AMERICAN MEDICAL LABORATORIES			2	100%	2
Kroger 550 - The Little Clinic Bellevue		2			2
Beth Sholom Home of Eastern Virginia		1	1	50%	2
NORTH OKALOOSA PHYSICIAN GRP - WALK IN CLINIC			2	100%	2
PRIMARY CARE SERVICES AT EDGEWATER		2			2
CVS – MINUTECLINIC			2	100%	2
Mount Olivet Careview Home		2			2
WESTMINSTER SUNCOAST			2	100%	2
MILLERSVILLE UNIVERSITY HEALTH SERVICE		2			2
NORTHEAST FLORIDA HEALTH SERVICES, INC DBA FAMILY HEALTH SOURCE			2	100%	2
DUKE HEALTH REGIONAL HOSPITAL			2	100%	2
NOVA SOUTHEASTERN UNIVERSITY - STUDENT MEDICAL CTR			2	100%	2
ACCESS MEDICAL GROUP OF FLORIDA CITY			2	100%	2
MIDWAY PRIMARY CARE LLC		2			2
FLORIDA KEYS PED & ADOLES CTR			2	100%	2
BAY CORRECTIONAL AND REHABILITATION FACILITY			2	100%	2
Providence VAMC		2			2
GOSHEN MEDICAL CENTER			2	100%	2
MOUNT SINAI MEDICAL CENTER OF FLORIDA, INC			2	100%	2
MOBILE PHLEBOTOMY SERVICES			2	100%	2
FLORIDA MENTOR FAULKNER GROUP HOME			2	100%	2
REGIONS HOSPITAL LABORATORY			2	100%	2
Eagle Health and Rehabilitation		2			2
MINUTECLINIC DIAGNOSTICS OF OKLAHOMA		2			2
BEREA URGENT CARE			2	100%	2
MAJESTIC GUARDIANS			2	100%	2
ADVANCED MEDICAL CARE			2	100%	2
ManorCare Health Services Peters Township		2			2
CVS MA2600POCT WEYMOUTH		1	1	50%	2
COOPER CLINIC			2	100%	2
MEMORIAL HOSPITAL OF SOUTH BEND			2	100%	2
PALMETTO BAY MEDICAL CENTER		1	1	50%	2
LIFESPRING COMMUNITY HEALTH		2			2
ACL LABORATORIES - ROSEMONT			2	100%	2
DESERT HOSPITAL/CPHU CLINICAL LABORATORY			2	100%	2
CEDAR CREST HEALTH CENTER		2			2
W.G. (Bill) Hefner VAMC		2			2
MEDICAL ASSOCIATES OF BREVARD DR S VYAS			2	100%	2
WALGREENS #06583		2			2

COVID-19: testing by laboratory

Data through May 2, 2021 verified as of May 3, 2021 at 09:25 AM

Data in this report are provisional and subject to change.

The numbers in the table below represent the number of Florida and non-Florida residents for whom test results were received by the Department of Health. A person can be tested by more than one laboratory and can have both positive and negative results. **Therefore, the sum of the numbers in each column will be larger than the total number of people tested.**

Reporting lab	Inconclusive	Negative	Positive	Percent positive	Total
PRIMARY HEALTH CARE ASSOCIATES INC			2	100%	2
CEDARS-SINAI MEDICAL CENTER			2	100%	2
FHPG SURGICAL ASSOCIATES OF EAST PASCO			2	100%	2
PLASMA MED RESEARCH DBA		2			2
HAPPY KIDZ PEDIATRICS PL		1	1	50%	2
BAYLOR COLLEGE OF MEDICINE			2	100%	2
MADISON HOSPITAL LABORATORY			2	100%	2
IM&P WELLNES CENTER			2	100%	2
ACKERMAN CANCER CENTER		2			2
CSS- TWELVE OAKS			2	100%	2
WASHINGTONVILLE PHARMACY INC		2			2
EASTSIDE SPORTS COMPLEX			2	100%	2
MANISTEE COUNTY MEDICAL CARE FACILITY		2			2
Iowa Veterans Home		2			2
COVANCE			2	100%	2
CLARKSVILLE HEALTH SYSTEM			2	100%	2
CIGNA GATEWAY			2	100%	2
Stillwater Healthcare		2			2
COOL KIDZ PEDIATRICS			2	100%	2
CVS NC2297335CV GREENSBORO		2			2
CVS CT692POCT NORTH HAVEN		2			2
RHODE ISLAND DEPARTMENT OF HEALTH LABORATORIES			2	100%	2
ENVOY OF FORK UNION, LLC DBA ENVOY AT THE VILLAGE		2			2
Harris Hill Nursing Facility		2			2
ROYAL PALM PEDIATRICS			2	100%	2
VA Greater LA HCS-Santa Maria OPC			2	100%	2
Great Lakes Health Center			2	100%	2
DUKE UNIVERSITY POINT OF CARE TESTING PROGRAM			2	100%	2
KEATING SPORTS CENTER		2			2
WALGREENS #13605		2			2
DEVLAB, LLC			2	100%	2
CVS NC6633POCT FAYETTEVILLE		2			2
REHOBOTH MCKINLEY CHRISTIAN HOSPITAL		2			2
CARE NOW DENTON			2	100%	2
Absolut Care at Three Rivers		2			2
REELFOOT FAMILY WALK IN CLINIC - TIPT		2			2
CARE 365			2	100%	2
JOHN D. ARCHBOLD MEM. HOSPITAL			2	100%	2
NOSE AND SINUS INSTITUTE OF BOCA RATON		1	1	50%	2
SUMMERFIELD RETIREMENT LIVING, INC			2	100%	2
MEDEXPRESS URGENT CARE - SPRINGFIELD, COOLEY ST		2			2
PLAINS REGIONAL MEDICAL CENTER		2			2
NEW BRIDGE MEDICAL CENTER		2			2
HEALTH PARTNERS REGIONAL HOSPITAL			2	100%	2
MEDEXPRESS URGENT CARE PENNSVILLE		2			2
CVS IN6611POCT INDIANAPOLIS		1	1	50%	2
VILLAGES HEALTH SYSTEM, LLC, THE			2	100%	2

COVID-19: testing by laboratory

Data through May 2, 2021 verified as of May 3, 2021 at 09:25 AM

Data in this report are provisional and subject to change.

The numbers in the table below represent the number of Florida and non-Florida residents for whom test results were received by the Department of Health. A person can be tested by more than one laboratory and can have both positive and negative results. **Therefore, the sum of the numbers in each column will be larger than the total number of people tested.**

Reporting lab	Inconclusive	Negative	Positive	Percent positive	Total
VAULT HEALTH			2	100%	2
THOMASVILLE REGIONAL MEDICAL CENTER		2			2
LIFETIME FAMILY URGENT CARE			2	100%	2
MEDEXPRESS URGENT CARE - WOODBURY			2	100%	2
Henry County Health and Rehabilitation		2			2
EXPRESS CARE OF THE SHOALS		1	1	50%	2
STARR COUNTY MEMORIAL HOSPITAL			2	100%	2
CAREWELL JW - WORCESTER LNC			2	100%	2
GIGI WOOD DAVIS DO-FAMILY MEDICINE		2			2
WHITESANDS OUTPATIENT TREATMENT		2			2
BLANCHARD VALLEY HOSPITAL LABORATORY			2	100%	2
GET WELL EXPRESS URGENT CARE & WALK-IN CLINIC			2	100%	2
FLORIDA MEDICAL CLINIC, LLC			2	100%	2
POMERENE HOSPITAL			2	100%	2
HOPE HEALTH & WELLNESS		2			2
MCCALLIE SCHOOL-STUDENT HEALTH CENTER		2			2
MED-LAKE LABORATORY, LLC			2	100%	2
SYMPHONY OF BUFFALO GROVE		2			2
UF KANAPAHA LAB BEAKER		2			2
HOUSTON HEALTH DEPARTMENT - BUREAU OF LABORATORY SERVICES			2	100%	2
CVS MA1094POCT GREENFIELD		2			2
Q ALL CARE MEDICAL PC		2			2
ELMHURST MEMORIAL HOSPITAL			2	100%	2
STOP URGENT CARE			2	100%	2
Mary Anna Nursing Home		2			2
Kroger 667 - The Little Clinic Litchfield Park		2			2
VANAYER HEALTHCARE AND REHAB CENTER		2			2
Macon Valley Nursing and Rehabilitation Center		2			2
MEDAILLE COLLEGE WELLNESS CENTER		2			2
ST JOSEPH'S HOSPITAL INC			2	100%	2
KIDS CORNER PEDIATRICS PLLC		1	1	50%	2
BAYCARE OUTREACH LAB			2	100%	2
YOUR DOCTOR'S OFFICE		1	1	50%	2
GRANDVIEW COLLEGE STUDENT HEALTH CENTE		2			2
EASTLAKE MEDICAL CENTER		2			2
JERSEY IRISH MEDICAL		2			2
SOUTHERN SPRINGS HEALTH CARE		2			2
POMONA VALLEY COMMUNITY HOSPITAL			2	100%	2
BRADENTON DIALYSIS			2	100%	2
BIONIC TECHNOLOGIES CORPORATION			2	100%	2
MANSFIELD MEDICAL LODGE			2	100%	2
FL DEPT OF HEALTH MARION COUNTY MOBILE HEALTH UNIT			2	100%	2
Cottage of the Shoals		2			2
UMHC HOLLYWOOD LABORATORY			2	100%	2
DALLAS BAPTIST UNIVERSITY - HEALTH SERVICES			2	100%	2
SOUTH HILLSBOROUGH CBOC			2	100%	2
MEDEXPRESS URGENT CARE - CONWAY		2			2

COVID-19: testing by laboratory

Data through May 2, 2021 verified as of May 3, 2021 at 09:25 AM

Data in this report are provisional and subject to change.

The numbers in the table below represent the number of Florida and non-Florida residents for whom test results were received by the Department of Health. A person can be tested by more than one laboratory and can have both positive and negative results. **Therefore, the sum of the numbers in each column will be larger than the total number of people tested.**

Reporting lab	Inconclusive	Negative	Positive	Percent positive	Total
CVS NE2741POCT LA VISTA		2			2
NEMOURS CHILDREN'S PRIMARY CARE OF VERO BEACH			2	100%	2
UNIVERSITY MEDICAL CENTER OF SOUTHERN NEVADA (UMCSN)			2	100%	2
FLORIDA PRIMARY CARE CENTER PA		2			2
MEDEXPRESS URGENT CARE - RUSSELLVILLE, W MAIN ST		2			2
Kroger 853 - The Little Clinic East Broad Street		2			2
MINUTECLINIC DIAG OF IND, LLC #4368		2			2
MID AMERICA CLINICAL LABS			2	100%	2
ROCKEFELLER UNIVERSITY CLINICAL GENOMICS LABORATOR		2			2
Kroger 739 - The Little Clinic La Grange Road		2			2
SHORE MEDICAL CENTER		2			2
SUNBRIDGE CARE & REHAB FOR DECATUR		2			2
UNIVERSITY OF TEXAS AT EL PASO, THE			2	100%	2
Pinnacle Assisted Living			2	100%	2
CPL INC/BSSC PATHOLOGY		2			2
DURAND SENIOR CARE & REHAB CENTER		2			2
ADVENTHEALTH CENTRA CARE POINCIANA			2	100%	2
UNIVERSITY OF MISSOURI HEALTH CARE			2	100%	2
SOUTH TAMPA AFTER HOURS CLINIC			2	100%	2
CVS OH2540POCT HILLIARD		2			2
HEARTLAND REGIONAL MEDICAL CENTER		1	1	50%	2
AYASS BIOSCIENCE LLC			2	100%	2
VA WNYHCS - Buffalo Division		1	1	50%	2
JRS LABORATORY			2	100%	2
GOUVERNEUR HOSPITAL LABORATORY		2			2
SOWAL HEALTH & DRUG			2	100%	2
BOSTON PUBLIC HEALTH COMMISSION			2	100%	2
Lake Charles Healthcare LLC dba Landmark Lake Charles			2	100%	2
NYUMC CLINICAL LABORATORIES			2	100%	2
Manorcare Health Services West Reading North		2			2
ACCESS MEDICAL GROUP OF TAMPA II, INC		2			2
ENCOMPASS HEALTH HOME HEALTH		1	1	50%	2
Robert Cranfield			2	100%	2
TGH Brandon Healthplex Laboratory			2	100%	2
SENTARA NORFOLK GENERAL HOSPITAL			2	100%	2
WILLOWBROOKE CT AT LIMA ESTATES		2			2
Luther Acres Manor		2			2
LACORP		1	1	50%	2
PHYSICIANS ASSOCIATES PA			2	100%	2
BRENTWOOD AT FORE RANCH			2	100%	2
TRINITY DIALYSIS			2	100%	2
PBSO HEALTH AND WELLNESS CENTER			2	100%	2
Guilford Health Care Center		2			2
ALBUQUERQUE - AMG SPECIALTY HOSPITAL		2			2
SPECTRA EAST INC		1	1	50%	2
ADVENT HEALTH CENTRAL TEXAS		1	1	50%	2
BLOSSOMS ASSISTED LIVING 1 LLC			2	100%	2

COVID-19: testing by laboratory

Data through May 2, 2021 verified as of May 3, 2021 at 09:25 AM

Data in this report are provisional and subject to change.

The numbers in the table below represent the number of Florida and non-Florida residents for whom test results were received by the Department of Health. A person can be tested by more than one laboratory and can have both positive and negative results. **Therefore, the sum of the numbers in each column will be larger than the total number of people tested.**

Reporting lab	Inconclusive	Negative	Positive	Percent positive	Total
UNIVERSITY HOSPITAL OF BROOKLYN		2			2
SALEM VAMC		2			2
The Laurels of Hendersonville		2			2
Walgreens #7156			2	100%	2
SHANDS JACKSONVILLE CLINICAL CENTER		1	1	50%	2
PRIMACARE MEDICAL LAKEWOOD			2	100%	2
ALABAMA REFERENCE LAB			2	100%	2
WAYNE MEMORIAL HOSPITAL		2			2
LABRADOR PRIMARY CARE CENTER			2	100%	2
ADVANCED FOOT AND ANKLE OF INDIAN RIVER		2			2
St. Luke's Care Center		2			2
UNIVERSITY OF MIAMI SCCC RESEARCH LABORATORY			2	100%	2
Aston Park Health Care Facility		2			2
MID-FLORIDA HEMATOLOGY AND ONCOLOGY CENTERS		2			2
HANOVER ENDOSCOPY CENTER		2			2
HOME ACCESS HEALTH			2	100%	2
DIAGNOSTIC AFFILIATES			2	100%	2
CORTLAND PARK REHABILITATION AND NURSING CENTER		1	1	50%	2
WALGREENS NO 10512		1	1	50%	2
FAMILY URGENT CARE		2			2
HOLY TRINITY PHARMACY LLC		2			2
CVS IN8639POCT TERRE HAUTE		2			2
TRIDENT ANTI AGING LLC			2	100%	2
CITRUS PARK			2	100%	2
SOUTH DAKOTA DEPARTMENT OF HEALTH		2			2
TULANE MEDICAL CENTER			2	100%	2
Eugene J. Towbin Healthcare Center		2			2
AHC Humboldt		2			2
EDGEWATER RETIREMENT MANOR			2	100%	2
COBLESKILL REGIONAL HOSPITAL		2			2
DELAWARE DIAGNOSTICS LABS			2	100%	2
LEHIGH MEDICAL AND RESEARCH CENTER, INC			2	100%	2
OAKBRIDGE TERRACE AT SAE			2	100%	2
DELRAY BEACH HEALTH CENTER			2	100%	2
DUBOIS CONTINUUM OF CARE COMMUNITY INC		2			2
HMH HOSPITALS CORPORATION		2			2
MCLAREN REGIONAL MEDICAL CENTER			2	100%	2
MEMORIAL HERMANN HOSPITAL			2	100%	2
Kroger 441 - The Little Clinic Middletown		2			2
GUARDIAN HOME CARE OF CENTRAL GEORGIA		2			2
STAGES OF LIFE MEDICAL INSTITUTE			2	100%	2
UNIVERSITY OF BALTIMORE WASHINGTON MEDICAL CENTER			2	100%	2
AL MANI HEALTH INSTUTUTE		2			2
GRACE HEALTHCARE OF LAKE WALES		1	1	50%	2
RUST MEDICAL CENTER		2			2
CROSSROADS URGENT CARE DBA URGENT TEA		2			2
VITAL CARE CLINIC, LLC			2	100%	2

COVID-19: testing by laboratory

Data through May 2, 2021 verified as of May 3, 2021 at 09:25 AM

Data in this report are provisional and subject to change.

The numbers in the table below represent the number of Florida and non-Florida residents for whom test results were received by the Department of Health. A person can be tested by more than one laboratory and can have both positive and negative results. **Therefore, the sum of the numbers in each column will be larger than the total number of people tested.**

Reporting lab	Inconclusive	Negative	Positive	Percent positive	Total
MEDCARE		2			2
Kroger 686 - The Little Clinic Farragut		2			2
NORTH DAKOTA VETERANS HOME		2			2
PIEDMONT ATHENS REGIONAL HOSPITAL LAB			2	100%	2
Advanced Rehabilitation and Healthcare of Wichita Falls		2			2
MEDEXPRESS URGENT CARE - SOUTH CHARLESTON		2			2
ASHLEY PEDIATRICS			2	100%	2
RAINY LAKE MEDICAL CENTER			2	100%	2
Buena Vista Care Center		2			2
PEACE RIVER CENTER CRISIS STABLILIZATION UNIT		1	1	50%	2
ORLANDO HEALTH MEDICAL GROUP		1	1	50%	2
PTC LABORATORIES			2	100%	2
Walgreens #9890		2			2
ST ANTHONY COMMUNITY HOSPITAL LAB		1	1	50%	2
Garden Care Center		2			2
HEALTH GROUP CENTER INC			2	100%	2
Van Wert Manor		2			2
OSF SAINT FRANCIS MEDICAL CENTER			2	100%	2
ADVOCATE SHERMAN HOSPITAL			2	100%	2
MC MEDICAL			2	100%	2
CVS CA8882POCT SAN CLEMENTE		2			2
MOUNT ST MARYS HOSPITAL OF NIAGARA FALLS		1	1	50%	2
SUNCOAST BLOOD BANK			2	100%	2
SHELBYVILLE HOSPITAL COMPANY		2			2
NEVADA DEPARTMENT OF HEALTH AND HUMAN SERVICES			2	100%	2
JMC TALLAHASSEE, LLC			2	100%	2
WEST HOUSTON MEDICAL CENTER			2	100%	2
CVS TX3702POCT KATY		2			2
DMC UNIVERSITY LABORATORIES		1	1	50%	2
INTERMOUNTAIN MEDICAL CENTER			2	100%	2
ST. MARY'S MEDICAL CENTER EVANSVILLE, INC			2	100%	2
DEKALB MEDICAL CENTER LABORATORY			2	100%	2
NATIONWIDE LABORATORY SERVICES		1	1	50%	2
Waycross Health and Rehabilitation		2			2
MERCY HEALTH LAB		1	1	50%	2
SWEDISH COVENANT HOSPITAL			2	100%	2
HERITAGE VILLAGE REHAB & SKILLED NURSI		2			2
LIFT HEALTH		2			2
PALMS OF FT MYERS,THE			2	100%	2
INNOVATIVE CARE II LLC			2	100%	2
Walgreens #12427		1	1	50%	2
MINUTE CLINIC DIAGNOSTICS OF IN, LLC #6252		2			2
ROPER HOSPITAL			2	100%	2
LAWRENCE GENERAL HOSPITAL			2	100%	2
FEDERAL CORRECTIONAL INSTITUTION MARIANNA			2	100%	2
SPECIALTY LABORATORIES			2	100%	2
PruittHealth Lakehaven		2			2

COVID-19: testing by laboratory

Data through May 2, 2021 verified as of May 3, 2021 at 09:25 AM

Data in this report are provisional and subject to change.

The numbers in the table below represent the number of Florida and non-Florida residents for whom test results were received by the Department of Health. A person can be tested by more than one laboratory and can have both positive and negative results. **Therefore, the sum of the numbers in each column will be larger than the total number of people tested.**

Reporting lab	Inconclusive	Negative	Positive	Percent positive	Total
FORT MYERS NORTH DIALYSIS		1	1	50%	2
SHEPHERD CENTER CLINICAL LABORATORY		2			2
COUNTRY COTTAGE		2			2
SELECT MEDICAL CLINIC			2	100%	2
SYNEOS HEALTH			2	100%	2
Good Samaritan Society Waukon		2			2
CLEMENT J ZABLOCKI VAMC		2			2
Parkridge Specialty Care		2			2
MEASE MANOR MEMORY CARE		2			2
CVS OH4327POCT PAINESVILLE		2			2
DRR JMC URGENT CARE DONALD ROSS			2	100%	2
Alden Des Plaines			2	100%	2
Kroger 409 - The Little Clinic Hebron Marketplace		1	1	50%	2
PATIENT FIRST MEDICAL CENTER-CARYTOWN			2	100%	2
JOHNSON CITY MEDICAL CENTER		1	1	50%	2
QUENTIN N BURDICK MEMORIAL HEALTH CARE		2			2
Virginia Gay Nursing and Rehab		2			2
WILCOX MEDICAL CENTER-ALMA COLLEGE		2			2
KEY WEST HMA PHYSICIAN MANAGEMENT, LLC			2	100%	2
PULMONARY MEDICINE		2			2
VISITING PHYSICIANS OF THE TREASURE COAST LLC			2	100%	2
Wetumpka Health and Rehab, LLC		2			2
CVS MINUTE CLINIC #5836		2			2
TENNESSEE VALLEY HCS			2	100%	2
BUCKINGHAM PAVILION INC		2			2
AZALEA HEALTH AND REHABILITATION		2			2
CROSSTOWN PHARMACY		2			2
PALM MEDICAL CENTER - PLANT CITY		2			2
Workmens Circle Multicare Center		2			2
WOODHILLS LABS			2	100%	2
ROBERTS WESLEYAN COLLEGE HEALTH CENTE		2			2
BROOKS -TLC HOSPITAL SYSTEM			2	100%	2
ACN PHYSICIANS GROUP CORP			2	100%	2
Kroger 020 - The Little Clinic Wheat Ridge		2			2
CVS NV5286POCT HENDERSON		2			2
PREVENTIVE HEALTH PARTNERS I L S C		2			2
COLUMBIA COTTAGE		2			2
PM PEDIATRICS OF BAYSIDE PLLC - HOPEWELL JUNCTION		2			2
ADVANTA ANALYTICAL LABORATORIES			2	100%	2
CVS OH6185POCT PICKERINGTON		2			2
SKY LAKES MEDICAL CENTER		2			2
AUGUSTA HEALTH SKILLED CARE			2	100%	2
CARESPOT URGENT CARE		1	1	50%	2
CVS PHARMACY INC DBA CVS/PHARMACY # 10600		2			2
AFC PHYSICIANS OF FLORIDA, PA			2	100%	2
HAMPTON VAMC		2			2
LABTOX LABORATORIES			2	100%	2

COVID-19: testing by laboratory

Data through May 2, 2021 verified as of May 3, 2021 at 09:25 AM

Data in this report are provisional and subject to change.

The numbers in the table below represent the number of Florida and non-Florida residents for whom test results were received by the Department of Health. A person can be tested by more than one laboratory and can have both positive and negative results. **Therefore, the sum of the numbers in each column will be larger than the total number of people tested.**

Reporting lab	Inconclusive	Negative	Positive	Percent positive	Total
INTEAM HEALTH, INC.			2	100%	2
LOWELL GENERAL HOSPITAL			2	100%	2
UW HOSPITAL AND CLINICS		1	1	50%	2
CATHOLIC HEALTH LABORATORY SERVICES		2			2
RABI SINHA, MD		2			2
MEMORIAL SLOAN KETTERING CANCER CENTER		1	1	50%	2
EAST CENTRAL REGIONAL HOSPITAL GRACEWO		2			2
Kroger 412 - The Little Clinic Oxford		2			2
A PATTERN MEDICAL CLINIC		2			2
Oakmont of Katy Nursing and Rehabilitation		2			2
TMH PHYSICIAN PARTNERS PERRY		2			2
CVS MA41POCT TAUNTON		2			2
STATE OF FLORIDA			2	100%	2
ERGENT MED SAINT SIMONS			2	100%	2
Sevierville Health and Rehabilitation		2			2
LIFEGUARD AMBULANCE SERVICES LLC, TEXAS- SAN			2	100%	2
PALM WEST INTERNIST PA			2	100%	2
BEAUFORT MEMORIAL			2	100%	2
CREATIVE HEALTH CENTER			2	100%	2
BERGEN COUNTY SURGICAL AND ENDOSCOPY CENTER		2			2
INTEGRITY CLINICAL RESEARCH CENTER INC		1	1	50%	2
Iron County Medical Care Facility		2			2
CVS MA335POCT RAYNHAM		2			2
Kroger 745 - The Little Clinic Somerset		2			2
Avanti Wellness and Rehab			2	100%	2
CIRRUS DX			2	100%	2
OHSU LABORATORY SERVICES		2			2
MEDEXPRESS URGENT CARE - BROOKHAVEN		2			2
MEDEXPRESS URGENT CARE, MILLCREEK		2			2
Tidelands Health Rehabilitation Hospital			2	100%	2
CARTER BLOOD CARE			2	100%	2
HEALTHCARE NETWORK			2	100%	2
AHC PARIS		2			2
PHOEBE BERKS HEALTH CARE CENTER		2			2
RM PHARMACY SERVICES INC		1	1	50%	2
MINERS COLFAX MEDICAL CENTER		2			2
Kroger 127 - The Little Clinic Lakewood-Alameda		2			2
BMC/JACSONVILLE		1	1	50%	2
ASCENSION ST MICHAEL'S HOSPITAL LAB		1	1	50%	2
PROFESSIONAL DIALYSIS CENTER			2	100%	2
Essex Center for Rehabilitation and Healthcare		2			2
CVS OH3980POCT KENT		2			2
POINT OF CARE PRIVATE HEALTH MANAGEMENT			2	100%	2
ROCKWALL URGENT CARE			2	100%	2
COLD SPRING HILLS CENTER FOR NURSING A		2			2
CVS MA937POCT CARVER		2			2
COLONIAL HEALTH CARE		1	1	50%	2

COVID-19: testing by laboratory

Data through May 2, 2021 verified as of May 3, 2021 at 09:25 AM

Data in this report are provisional and subject to change.

The numbers in the table below represent the number of Florida and non-Florida residents for whom test results were received by the Department of Health. A person can be tested by more than one laboratory and can have both positive and negative results. **Therefore, the sum of the numbers in each column will be larger than the total number of people tested.**

Reporting lab	Inconclusive	Negative	Positive	Percent positive	Total
ATVIVO LLC		2			2
MAYO CLINIC GROUP PRACTICE LABORATORY			2	100%	2
TEMPLE UNIVERSITY HOSPITAL			2	100%	2
BLACKBAG DIGITAL HEALTH LLC		2			2
METROHEALTH SYSTEM			2	100%	2
Alden Terrace of McHenry			2	100%	2
UT PATH			2	100%	2
HOLSTON MEDICAL GROUP		2			2
DELTONA VA CBOC		2			2
Bedford Care Center of Hattiesburg		2			2
Jackson Health Care Facility			2	100%	2
VIRGINIA DEPT OF HEALTH OFFICE OF EPIDEMIOLOGY			2	100%	2
Fairlane Gardens Nursing and Rehab at Reading		2			2
GSM OCED Subsection			2	100%	2
SHERIDAN AT HOBE SOUND, THE			2	100%	2
LONG, SARAH		1	1	50%	2
OSF ST JOSEPH MEDICAL CENTER			2	100%	2
GILA REGIONAL MEDICAL CENTER		2			2
BAPTIST HOSPITAL PRIMARY CARE GULF BREEZE			2	100%	2
ILLINOIS DEPT OF PUBLIC HEALTH LABS			2	100%	2
MASSACHUSETTS DEPARTMENT OF HEALTH			2	100%	2
Kroger 400 - The Little Clinic Hartley Bridge Rd		1	1	50%	2
MINUTECLINIC DIAGNOSTIC OF KANSAS, PC		2			2
RAPID MEDLAB (002MO)		2			2
AEGIS MEDICAL GROUP LLC			2	100%	2
STUDENT HEALTH SERVICES			2	100%	2
Garden Isle Healthcare and Rehabilitation Center		2			2
AMEDISYS HOME HEALTH OF GREENVILLE			2	100%	2
FLORIDA SOUTHERN COLLEGE		1	1	50%	2
WELL-KEY URGENT CARE SEVIERVILLE			2	100%	2
Beecher Manor Nursing and Rehabilitation Center		2			2
Kroger 426 - The Little Clinic Suwanee		2			2
NLC LABS			2	100%	2
CALIFORNIA DIVISION OF COMMUNICABLE DISEASE CONTROL			2	100%	2
TLC MEDICAL			2	100%	2
UNM SANDOVAL REGIONAL MEDICAL CENTER		2			2
BAYMEADOWS PRIMARY CARE		2			2
VIBRA HEALTH LABORATORY			2	100%	2
DAYTON CHILDRENS HOSPITAL LAB			2	100%	2
HARDEN DIALYSIS		1	1	50%	2
APPLECARE VALDOSTA			2	100%	2
COMPLETE HEALTH MEDICAL CENTER			2	100%	2
MEDEXPRESS URGENT CARE - SPRINGDALE, S 40TH STREET		2			2
JACKSON LABORATORY OF GENOMIC MEDICINE		2			2
STEWART ST ELIZABETH MEDICAL CENTER			2	100%	2
Bethel Lutheran Home		2			2
ALCALA PHARMACEUTICALS			2	100%	2

COVID-19: testing by laboratory

Data through May 2, 2021 verified as of May 3, 2021 at 09:25 AM

Data in this report are provisional and subject to change.

The numbers in the table below represent the number of Florida and non-Florida residents for whom test results were received by the Department of Health. A person can be tested by more than one laboratory and can have both positive and negative results. **Therefore, the sum of the numbers in each column will be larger than the total number of people tested.**

Reporting lab	Inconclusive	Negative	Positive	Percent positive	Total
Hartwell Health and Rehabilitation		2			2
ANDERSON COUNTY HOSPITAL			2	100%	2
BFT LAB			2	100%	2
Jersey City Medical Center		2			2
WISE HEALTH SYSTEM		1	1	50%	2
ON-SITE MEDICAL SOLUTIONS		2			2
Lynwood		2			2
MINUTECLINIC MINUTECLINIC #4978		1	1	50%	2
WEST FLORIDA MEDICAL ASSOCIATES, PA			2	100%	2
SIOUX FALLS STORM		2			2
Edinboro Manor		2			2
NYU LANGONE HUNTINGTON MEDICAL GROUP		2			2
CVS MI8287POCT MACOMB		2			2
MINUTECLINIC DIAGNOSTIC, PA #10252		2			2
HEALTH NETWORK			2	100%	2
Douglas County Health Center		2			2
VA Ann Arbor HCS		1	1	50%	2
MEDEXPRESS URGENT CARE - LINCOLN		2			2
CVS LA1116POCT BATON ROUGE		1	1	50%	2
MAGNOLIA MANOR OF COLUMBUS		2			2
SPRING HILL REGIONAL HOSPITAL			2	100%	2
WALKONCLINIC			2	100%	2
VA CBOC			2	100%	2
SANTA ROSA COUNTY HEALTH DEPARTMENT			2	100%	2
SIGNATURE CARE LEWISVILLE-EMERGENCY CENTER		1	1	50%	2
EXPRESS CARE WALK-IN CLINIC			2	100%	2
ASSOCIATES IN UROGYNECOLOGY MD LLC		2			2
Kroger 407 - The Little Clinic Lexington		1	1	50%	2
WE CARE HOME HEALTH SOLUTIONS LLC			2	100%	2
AHC Forest cove		2			2
SHELL POINT HOME HEALTH			2	100%	2
ADVENT HEALTH - OWASA			2	100%	2
MISSION HOSPITAL REGIONAL MEDICAL CENTER			2	100%	2
Kroger 130 - The Little Clinic Colorado Springs		2			2
NEW YORK CITY CENTRAL COVID			2	100%	2
LAB PLUS, LLC			2	100%	2
HCA HOUSTON ER 24/7			2	100%	2
MIRAMAR KIDNEY CENTER		1	1	50%	2
CARLE FOUNDATION HOSPITAL LABORATORY			2	100%	2
CROSSROADS			2	100%	2
TWELVE OAKS RECOVERY CENTER			2	100%	2
MIAMI DADE MEDICAL RESEARCH INSTITUTE			2	100%	2
TRUE HEALTH INC			2	100%	2
DALLAS VA MEDICAL CENTER - VA NORTH TEXAS HEALTH CARE SYSTEM			2	100%	2
PROSPECT URGENT CARE			2	100%	2
CVS PA2296POCT MACUNGIE		2			2
Kroger 328 - The Little Clinic Henderson Road		2			2

COVID-19: testing by laboratory

Data through May 2, 2021 verified as of May 3, 2021 at 09:25 AM

Data in this report are provisional and subject to change.

The numbers in the table below represent the number of Florida and non-Florida residents for whom test results were received by the Department of Health. A person can be tested by more than one laboratory and can have both positive and negative results. **Therefore, the sum of the numbers in each column will be larger than the total number of people tested.**

Reporting lab	Inconclusive	Negative	Positive	Percent positive	Total
CHRISTUS SPOHN HOSPITAL			2	100%	2
PALM BAY COMMUNITY OUTPATIENT CLINIC		2			2
CVS AZ9277POCT TUCSON		2			2
CITRUS DERMATOLOGY			2	100%	2
ADVENTIST HINSDALE HOSPITAL LABORATORY			2	100%	2
PATIENT FIRST			2	100%	2
RAPID MD			2	100%	2
MEDPOST - NORTH DALLAS			2	100%	2
KIVA AT MOUNT DORA			2	100%	2
FRESENIUS KIDNEY CARE SOUTH ST PETERSBURG			2	100%	2
WEST BOCA MEDICAL CENTER			2	100%	2
ADVANCED MEDICAL OF FLORIDA			2	100%	2
Manor At Perrysburg		2			2
MY INSTADOC - HOWELL URGENT CARE		2			2
FLORIDA MEDICAL CENTER OF CLEARWATER		2			2
CQUENTIA NGS, LLC			2	100%	2
GENETIC ASSAYS INC			2	100%	2
CARE ATC SUN HYDRAULICS TALLAVAST			2	100%	2
MEDICAL CENTER LABORATORY			2	100%	2
Piney Grove Nursing and Rehabilitation Center		2			2
RICHICHI FAMILY HEALTH			2	100%	2
JEFFERSON WASHINGTON TOWNSHIP HOSPITAL		2			2
MINUTECLINIC DIAGNOSTIC PA #7110		2			2
FIRST CHOICE MEDICAL PC			2	100%	2
CVS TN5694POCT SODDY DAISY		2			2
Kroger 672 - The Little Clinic Bill Kennedy & Glenwood		2			2
PM PEDIATRICS OF SELDEN, PLLC		2			2
METHODIST HEALTHCARE - MEMPHIS HOSP		2			2
BLUEWATER TOXICOLOGY			2	100%	2
Walgreens #9278		2			2
PIEDMONT MOUNTAINSIDE HOSPITAL LABORAT		2			2
ATLAS GENOMICS			2	100%	2
CVS IN6559POCT AVON		2			2
INSPIRIT SENIOR LIVING			2	100%	2
TENNESSEE DEPARTMENT OF HEALTH (TDH) - REGIONAL LABORATORY			2	100%	2
PUBLIX PHARMACY #1387		2			2
SPRINGFIELD HOSPITAL LABORATORY			2	100%	2
MIDDLE TENN MENTAL HEALTH INSTITUTE		2			2
OAKMONT EAST- GREENVILLE SC, LLC		2			2
Jewish Home of Rochester		2			2
THE HOSPITAL OF PROVIDENCE EMERGENCY ROOM			2	100%	2
RIVIERA BEACH INTEGRATED CARE INC			2	100%	2
RAPID URGENT CARE - ALBANY			2	100%	2
ALLSTATE HEALTH SERVICES, INC		2			2
MEDEXPRESS URGENT CARE - LINCOLN VILLA		2			2
Kroger 101 - The Little Clinic Hill Top		2			2
GULF COAST MEDICAL CENTER RESPIRATORY CARE			2	100%	2

COVID-19: testing by laboratory

Data through May 2, 2021 verified as of May 3, 2021 at 09:25 AM

Data in this report are provisional and subject to change.

The numbers in the table below represent the number of Florida and non-Florida residents for whom test results were received by the Department of Health. A person can be tested by more than one laboratory and can have both positive and negative results. **Therefore, the sum of the numbers in each column will be larger than the total number of people tested.**

Reporting lab	Inconclusive	Negative	Positive	Percent positive	Total
MEDEXPRESS URGENT CARE, MOSSIDE		2			2
CENTRAL ARKANSAS VETERANS HEALTHCARE SYSTEM - VETERANS AFFAIRS			2	100%	2
Harbert Hills Academy Nursing Home		2			2
RMC BROOKHOLLOW MED AESTHETICS INC		2			2
Mayaguez Outpatient Clinic		2			2
SCIENTIFIC LABORATORY COMPANY		2			2
PUBLIX PHARMACY #1048		2			2
MAWD PATHOLOGY GROUP			2	100%	2
PALM CITY NURSING AND REHAB CENTER			2	100%	2
MILFORD REGIONAL HOSPITAL			2	100%	2
UWMC MONTLAKE DEPT OF LAB MED			2	100%	2
WEAKLEY COUNTY REHAB AND NURSING CENTER		2			2
Northport VAMC		2			2
Kroger 596 - The Little Clinic Brentwood		2			2
EXPRESS PHARMACY INC		1	1	50%	2
MAGNOLIA ADULT, LLC			2	100%	2
PRECISION CLINICAL RESEARCH			2	100%	2
MEDEXPRESS URGENT CARE - MYLAN			2	100%	2
Kroger 356 - The Little Clinic Middletown		2			2
VA Boston HCS-West Roxbury Division		1	1	50%	2
SYLVAN NURSING			2	100%	2
MEDEXPRESS URGENT CARE - WICHITA, N MAIZE RD		1	1	50%	2
WILSON MEMORIAL HOSPITAL			2	100%	2
NIAGARA APOTHECARY INC		2			2
WARD MEMORIAL HOSPITAL		2			2
PREMIER MEDICAL CLINIC		2			2
WillowBrooke Court at Westminster Village		2			2
NEMOURS CHILDRENS HORIZON WEST			2	100%	2
PPD CLINICAL RESEARCH UNIT			2	100%	2
DOCTORS CARE OF PALM COAST			2	100%	2
NORTHSIDE FAMILY MEDICINE AND URGENT CARE (CUMMING)		2			2
LAKE SUCCESS EXTENDED CARE		2			2
STATCARE URGENT AND WALK-IN			2	100%	2
BRANDYWYNE HEALTH CARE CENTER			2	100%	2
POPLAR HEALTHCARE			2	100%	2
John L. McClellan Memorial Veterans Hospital		2			2
CVS IL8744POCT BROOKFIELD		2			2
DOCTOR'S IN-HOUSE LAB/COMMUNITY HEALTH CENTERS OF PINELLAS – JOHNNIE R			2	100%	2
FIRSTCHOICE FAMILY CARE, PLLC		2			2
ALL CHILDRENS PEDIATRIC CLINIC			2	100%	2
LAREDO EMERGENCY ROOM			2	100%	2
LEXINGTON PLACE			2	100%	2
SMITH NORTHVIEW HOSPITAL LAB			2	100%	2
CONEMAUGH MEMORIAL MEDICAL CENTER		2			2
IRA FIALKO DO			2	100%	2
CVS NE5863POCT OMAHA		1	1	50%	2
METHODIST MANSFIELD MEDICAL CENTER			2	100%	2

COVID-19: testing by laboratory

Data through May 2, 2021 verified as of May 3, 2021 at 09:25 AM

Data in this report are provisional and subject to change.

The numbers in the table below represent the number of Florida and non-Florida residents for whom test results were received by the Department of Health. A person can be tested by more than one laboratory and can have both positive and negative results. **Therefore, the sum of the numbers in each column will be larger than the total number of people tested.**

Reporting lab	Inconclusive	Negative	Positive	Percent positive	Total
FLORIDA DEPARTMENT OF HEALTH PINELLAS COUNTY-			2	100%	2
CVS M05724POCT KANSAS CITY		2			2
THE RIM URGENT CARE			2	100%	2
JUST BELIEVE RECOVERY CENTER			2	100%	2
CVS NJ2369POCT JACKSON		2			2
MEDEXPRESS URGENT CARE - O'FALLON		2			2
BERNHARDT LABORATORIES INC			2	100%	2
ROYAL OAK MEDICAL CENTER LLC DBA CHARACTER FAMILY			2	100%	2
CHARLOTTE COUNTY HEALTH DEPARTMENT			2	100%	2
SPARTANBURG REGIONAL MEDICAL CENTER			2	100%	2
The Grand Rehabilitation & Nursing Utica		2			2
FALCON HEALTH CENTER			2	100%	2
BAPTIST HEALTH MEDICAL PLAZA			2	100%	2
PALOS COMMUNITY HOSPITAL LABORATORY			2	100%	2
MIDLAND MEMORIAL HOSPITAL			2	100%	2
First Care Living Center/Essentia Health			2	100%	2
Sky View Rehabilitation and Health Care Center		2			2
BELLIN HOSPITAL			2	100%	2
ARLINGTON DIALYSIS CENTER LLC		2			2
MEDEXPRESS URGENT CARE - DERBY N ROCK		2			2
CARENOW LENEXA			2	100%	2
Mountainview Nursing Home		2			2
Walgreens #5065		2			2
GULF COAST REGIONAL MEDICAL CARE		2			2
UT AUSTIN UNIVERSITY HEALTH SERVICES			2	100%	2
Covington Care Nursing and Rehabilitation		2			2
BNJ		2			2
INTEGRATED REGIONAL LABS			2	100%	2
NORTHSIDE FAMILY MEDICINE AND URGENT CARE (EAST COBB)		2			2
CENTRAL FLORIDA FAMILY HEALTH CENTER		2			2
ONSLOW COUNTY HEALTH DEPARTMENT			2	100%	2
ALL PEDIATRIC CARE PA			2	100%	2
Highland Ave. Eye Clinic		2			2
HARTFORD HEALTH CARE & REHABILITATION			2	100%	2
PUTNAM COUNTY PUBLIC HEALTH UNIT		2			2
CLINICAL REFERENCE LABORATORY, INC		2			2
INTERNAL MEDICINE SPECIALISTS MEDICAL GROUP, PA		2			2
Kroger 647 - The Little Clinic Newnan Crossings		1	1	50%	2
WyndRidge Health & Rehabilitation		2			2
A+ URGENT/PRIMARY CARE			2	100%	2
EXCUSED ABSENCE PLLC		2			2
ManorCare Rehab Center of Marietta		2			2
HELEN HAYES HOSPITAL LABORATORY		2			2
COLONIAL VILLA GOOD SAMARITAN CENTER		2			2
STUART SURGERY CENTER, LLC			2	100%	2
AGILE URGENT CARE			2	100%	2
CPL LABS			2	100%	2

COVID-19: testing by laboratory

Data through May 2, 2021 verified as of May 3, 2021 at 09:25 AM

Data in this report are provisional and subject to change.

The numbers in the table below represent the number of Florida and non-Florida residents for whom test results were received by the Department of Health. A person can be tested by more than one laboratory and can have both positive and negative results. **Therefore, the sum of the numbers in each column will be larger than the total number of people tested.**

Reporting lab	Inconclusive	Negative	Positive	Percent positive	Total
DIAGNOSTIC CLINIC MEDICAL GROUP INC		2			2
URGENT CARE AND SURGERY CENTER			2	100%	2
TALLAHASSEE MEMORIAL HEALTHCARE FAMILY MED RESIDENCY			2	100%	2
Imboden Creek Living Center		2			2
MIDDLEBURG PEDIATRICS			2	100%	2
Glenburn Home		2			2
UNITY LONGPOND		2			2
KJ MEDICAL PRACTICE PC		2			2
VENETIAN GARDENS		2			2
FLORIDA MEDICAL CLINIC CARDIOLOGY-ZH			2	100%	2
DEPT OF HEALTH			2	100%	2
SAWGRASS PEDIATRIC PARTNERS LLC			2	100%	2
IN & OUT URGENT CARE METAIRIE			2	100%	2
Southern Pines Healthcare Center		1	1	50%	2
PUBLIX PHARMACY #1092		2			2
MARTINSBURG VAMC		2			2
CLEVELAND CLINIC FLORIDA LABORATORY			2	100%	2
Fox Subacute at Warrington		2			2
SENECA HEALTH CARE CENTER		2			2
ROUTE 16 PHARMACY LLC DBA HOLLAND PHAR		2			2
METHODIST SPECIALTY CARE CENTER		2			2
MATHER HOSPITAL			2	100%	2
ORCHARD LABORATORIES			2	100%	2
CHNJ		2			2
MOORE CLINICAL RESEARCH INC			2	100%	2
Kroger 687 - The Little Clinic Sugar Hill		1	1	50%	2
BROOKDALE PALM BEACH GARDENS			2	100%	2
AMICUS MEDICAL CENTER LLC			2	100%	2
Durham VAMC		2			2
TEXAS REGIONAL ASTHMA & ALLERGY CENTER			2	100%	2
ABILITY DIAGNOSTICS LLC			2	100%	2
CHOTA COMMUNITY HEALTH SERVICES		1	1	50%	2
HERITAGE CARE AND REHABILITATION CENTE		2			2
GREEN BAY BLIZZARD OFFICE		2			2
LAB CORP OF AMER SAN DIEGO			2	100%	2
CLEAR LAKE REGIONAL MEDICAL CENTER			2	100%	2
BAPTIST HEALTHCARE - LAKEVIEW CENTER INC		2			2
CDK LIBERTY ENTERPRISES, LLC		2			2
ASSOCIATES IN INTERNAL MEDICINE PA			2	100%	2
MI Nursing Restorative Center		2			2
CARELINE PHARMACY AND HEALTHCARE SERVICES		1	1	50%	2
CLEVELAND CLINIC IMAGING			2	100%	2
UNIVERSITY OF MN MEDICAL CENTER EAST CAMPUS			2	100%	2
PRONTO URGENT CARE			2	100%	2
SIMPLY HEALTHCARE AND WELLNESS CLINIC, PC			2	100%	2
PUBLIC HEALTH LABORATORY	1		1	50%	2
NEMOURS CHILDRENS PRIMARY CARE CLERMONT			2	100%	2

COVID-19: testing by laboratory

Data through May 2, 2021 verified as of May 3, 2021 at 09:25 AM

Data in this report are provisional and subject to change.

The numbers in the table below represent the number of Florida and non-Florida residents for whom test results were received by the Department of Health. A person can be tested by more than one laboratory and can have both positive and negative results. **Therefore, the sum of the numbers in each column will be larger than the total number of people tested.**

Reporting lab	Inconclusive	Negative	Positive	Percent positive	Total
BENEVA LAKES ASSISTED LIVING CENTER			2	100%	2
ARCPPOINTLABS OF VIRGINIA BEACH		1	1	50%	2
JASPER MEMORIAL HOSPITAL		1	1	50%	2
LABCORP OF AMERICA HOLDINGS		1	1	50%	2
U OF MIAMI MILLER SCHOOL OF MEDICINE			2	100%	2
WISCONSIN STATE LABORATORY OF HYGIENE		1	1	50%	2
BE WELL PHARMACY		2			2
MELBOURNE URGENT CARE			2	100%	2
UHEALTH CARDIOLOGY			2	100%	2
HOLY FAMILY MEDICAL CENTER		1	1	50%	2
BAPTIST HOSPITAL LABORATORY			2	100%	2
LEESBURG DIALYSIS CENTER		1	1	50%	2
Jacob's Creek Nursing and Rehabilitation Center		2			2
ATHENA CARE RESOURCES LLC		2			2
MOBILE COUNTY HEALTH DEPARTMENT		1	1	50%	2
Cypress Cove Center		2			2
DAVENPORT PEDIATRICS CLERMONT			2	100%	2
Kroger 549 - The Little Clinic Clinton Highway		2			2
Walgreens #10207		2			2
EASTERN NEW MEXICO UNIVERSITY STUDENT		2			2
INA		1	1	50%	2
JORDAN VALLEY MEDICAL CENTER			2	100%	2
THE FOUNTAIN AT BOCA CIEGA BAY		2			2
KETTERING MEDICAL CENTER			2	100%	2
MEMORIAL HOSPITAL WEST			2	100%	2
CVS MA1877POCT NORTON		2			2
BAYSHORE MEDICAL CENTER			2	100%	2
OAKMONT WEST- GREENVILLE SC		2			2
UMASS MEMORIAL MEDICAL CENTER, INC		1	1	50%	2
WELL HEALTH LABS			2	100%	2
TSALI CARE CENTER		2			2
SOUTHSIDE FAMILY MEDICAL		2			2
ST. JOSEPH REGIONAL MEDICAL CENTER			2	100%	2
TRINITAS REGIONAL MEDICAL CENTER		1	1	50%	2
WALGREENS AGUADILLA (ST 177)		2			2
OELWEIN HEALTH CARE CENTER		2			2
TEQUESTA FAMILY MEDICAL CENTER LLC			2	100%	2
DOWN HOME MEDICAL			2	100%	2
MERCY MEDICAL CENTER INC		1	1	50%	2
CARBON HEALTH			2	100%	2
NORTHSIDE FAMILY MEDICINE AND URGENT CARE (HOLLY SPRINGS)		2			2
MEDLOGIC, LLC		2			2
CVS TX7431POCT ROWLETT		2			2
VALUE DRUGS GREENLAWN INC		2			2
BAYCARE OUTREACH LAB WH SOUTH			2	100%	2
MINUTECLINIC DIAG OF IND, LLC #6250		2			2
NEMOURS CHILDRENS PRIMARY CARE			2	100%	2

COVID-19: testing by laboratory

Data through May 2, 2021 verified as of May 3, 2021 at 09:25 AM

Data in this report are provisional and subject to change.

The numbers in the table below represent the number of Florida and non-Florida residents for whom test results were received by the Department of Health. A person can be tested by more than one laboratory and can have both positive and negative results. **Therefore, the sum of the numbers in each column will be larger than the total number of people tested.**

Reporting lab	Inconclusive	Negative	Positive	Percent positive	Total
MIDWAY SPECIALTY CARE CENTER INC		2			2
CVS AZ5477POCT SURPRISE		2			2
TRICORE REFERENCE LABORATORY		1	1	50%	2
MEDICAL EXAMINERS OFFICE, LEESBURG			1	100%	1
BLESSINGS MEDICAL CLINIC, THE			1	100%	1
EAGLE COUNTY HEALTH AND HUMAN SERVICES			1	100%	1
PATIENT FIRST - WOODBURY		1			1
KEY BISCAYNE PEDIATRIC ASSOCIATES INC			1	100%	1
DESTIN SURGERY CENTER LTD		1			1
Walgreens #12153		1			1
DUKE UNIVERSITY MEDICAL CENTER			1	100%	1
Kroger 779 - The Little Clinic Georgetown		1			1
SIERRA HEALTH CARE CENTER		1			1
HEALTH FIRST MEDICAL GROUP LLC			1	100%	1
CDR MAGUIRE – STUART MISSION			1	100%	1
SOMA MEDICAL CENTER PA #4			1	100%	1
EXPRESS CARE OF OCALA			1	100%	1
HIDALGO FAMILY CLINIC			1	100%	1
HEARTLAND NURSING & REHABILITATION		1			1
BHS PHYSICIAN NETWORK			1	100%	1
Maple Lawn MCF		1			1
VITAL CARE			1	100%	1
Ranger Care Center			1	100%	1
CVS MI22230CV WAYNE COUNTY COMMUNITY COLLEGE			1	100%	1
WELL KEY URGENT CARE MARYVILLE		1			1
MIAMI JEWISH DIALYSIS			1	100%	1
MULTICARE PHYSICIANS			1	100%	1
NEMOURS CHILDREN'S			1	100%	1
PINECREST MANOR		1			1
JOHNSON & JOHNSON VISION CARE-VISTAKON			1	100%	1
REDMOND URGENT CARE			1	100%	1
WYOMING OPCO, LLC DBA MEDILODGE OF WYO		1			1
PEDIATRICS AND FAMILY CARE, LLC			1	100%	1
Crowne Health Care of Eufaula		1			1
MT VIEW			1	100%	1
MERCY GENERAL HOSPITAL			1	100%	1
UNIVERSITY OF MIAMI PRIMARY CARE SITE UMHC 3039			1	100%	1
INDIGO PALMS			1	100%	1
PHYSICIANS URGENT CARE PLLC		1			1
KIOSK MEDICINE KENTUCKY LLC		1			1
MANHATTAN COLLEGE HEALTH SERVICES		1			1
SEGAL INSTITUTE FOR CLINICAL RESEARCH INC			1	100%	1
AUSTIN ER LLC			1	100%	1
NONA MEDICAL ARTS		1			1
COVID CLINIC, INC			1	100%	1
ALL PRO ORTHOPEDICS & SPORTS MEDICINE, PA			1	100%	1
LIFESTREAM BEHAVIORAL CENTER INC			1	100%	1

COVID-19: testing by laboratory

Data through May 2, 2021 verified as of May 3, 2021 at 09:25 AM

Data in this report are provisional and subject to change.

The numbers in the table below represent the number of Florida and non-Florida residents for whom test results were received by the Department of Health. A person can be tested by more than one laboratory and can have both positive and negative results. **Therefore, the sum of the numbers in each column will be larger than the total number of people tested.**

Reporting lab	Inconclusive	Negative	Positive	Percent positive	Total
CVS CA9751POCT AGOURA		1			1
JET MEDICAL CENTER			1	100%	1
UPMC NORTHWEST HOSPITAL			1	100%	1
GULF BREEZE TREATMENT CENTER, LLC			1	100%	1
GEORGETOWN URGENT CARE			1	100%	1
SYNAPSE ANALYTICAL LABS		1			1
PARKVIEW MANOR NURSING HOME		1			1
WELLSTAR STUDENT SERVICES-MARIETTA CLI		1			1
AMBULATORY CARE CLINIC, LLC			1	100%	1
ARLINGTON ADULT RESIDENTIAL FACILITY, INC			1	100%	1
CONEY ISLAND HOSP			1	100%	1
PATEL MINESH		1			1
AVERA SACRED HEART HOSPITAL			1	100%	1
CFHC - FROSTPROOF			1	100%	1
CVS KS8601POCT OVERLAND PARK			1	100%	1
NIHCC			1	100%	1
CLEVELAND CLINIC FLORIDA WAIVED			1	100%	1
WESLEY CHAPEL INTERNAL MEDICINE AND PEDIATRICS PA			1	100%	1
ST JOHNS MEDICAL CENTER		1			1
DEVITA		1			1
HENRICO DOCTORS HOSPITAL LABORATORY			1	100%	1
Indian Oaks Living Center		1			1
CORVALLIS CLINIC PC LAB		1			1
VALUE DRUG STORES INC		1			1
EXACCARE KINGSTON, LLC			1	100%	1
RYE BEACH PHARMACY INC		1			1
ADVOCATE GOOD SAMARITAN			1	100%	1
Williamstown Commons			1	100%	1
NEW YORK STATE DEPARTMENT OF HEALTH			1	100%	1
CAH ACQUISITION COMPANY 11 LLC			1	100%	1
BETTER U BETTER LIFE WELLNESS LLC			1	100%	1
ATHENS MEDICAL CENTER			1	100%	1
YOUR GOOD HEALTH MEDICAL GROUP PA			1	100%	1
SUNCOAST FAMILY MEDICAL ASSOCIATES			1	100%	1
SHAW MEDICAL GROUP LLC			1	100%	1
CRESTVIEW CLINICAL LABORATORY			1	100%	1
ADVENTHEALTH SENIOR CARE AT ORMOND			1	100%	1
MEDEXPRESS URGENT CARE - BENTONVILLE		1			1
SOPHIA MEDICAL ASSOCIATES, PC			1	100%	1
ST FRANCIS MEDICAL CENTER			1	100%	1
CYPRESS CREEK DIALYSIS CTR			1	100%	1
Ladera Center		1			1
CAREATC - PALM HARBOR			1	100%	1
HEARTLAND PHARMACY SEBRING			1	100%	1
SELECT SPECIALTY HOSPITAL - ORLANDO SOUTH			1	100%	1
LRHS Pablo Urgent Care		1			1
AVANTARA REDFIELD		1			1

COVID-19: testing by laboratory

Data through May 2, 2021 verified as of May 3, 2021 at 09:25 AM

Data in this report are provisional and subject to change.

The numbers in the table below represent the number of Florida and non-Florida residents for whom test results were received by the Department of Health. A person can be tested by more than one laboratory and can have both positive and negative results. **Therefore, the sum of the numbers in each column will be larger than the total number of people tested.**

Reporting lab	Inconclusive	Negative	Positive	Percent positive	Total
DSL TENANT II LLC			1	100%	1
St. Catherine's manor of Findlay		1			1
CDPH K-12 SCHOOL LABORATORIES (HILLSBOROUGH CITY SCHOOL DISTRICT)			1	100%	1
SYNERGENE LABORATORY			1	100%	1
Arlington Care Center			1	100%	1
Kroger 523 - The Little Clinic Dickson			1	100%	1
MAINE HEALTH AND ENVIRONMENTAL TESTING LABORATORY			1	100%	1
Wedgewood Manor		1			1
Life Care Center of Auburn		1			1
WEST FLORIDA MEDICAL ASSOCIATES PA			1	100%	1
Kroger 588 - The Little Clinic Thompsons Station		1			1
ODESSA MEMORIAL HOSPITAL			1	100%	1
CRYSTAL RIVER FIRE DEPARTMENT			1	100%	1
VA Texas Valley Coastal Bend Harlingen HCC		1			1
REHABILITATION CENTER OF SOUTH GEORGIA		1			1
Diversicare of Ripley		1			1
NEW ERA COMMUNITY HEALTH CENTER LLC		1			1
Freedom Pointe at The Villages			1	100%	1
Kroger 805 - The Little Clinic Lewis Center		1			1
CELEBRATION FAMILY PHYSICIANS LLC			1	100%	1
American Fork Care Center dba Heritage Care Center		1			1
WALKIN MEDICAL URGENT CARE,NEW CITY			1	100%	1
SPECIALTY DRUG TESTING			1	100%	1
VIP FAMILY PRACTICE			1	100%	1
VIP STARNETWORK		1			1
MEDICAL ASSOCIATES OF CARTER		1			1
MOUNT SINAI CORAL GABLES			1	100%	1
COURTLAND TERRACE		1			1
Waddell Nursing & Rehab Center		1			1
DAVITA DIALYSIS-NORTH			1	100%	1
CARESPOT - OVIEDO			1	100%	1
WVU MEDICINE - WESTON			1	100%	1
Broomall Manor		1			1
NORTH FLORIDA CHILD DEVELOPMENT, INC			1	100%	1
DR Q PEDIATRICS			1	100%	1
Quince Nursing and Rehabilitation Center		1			1
STEPHENS COUNTY HOSPITAL			1	100%	1
Kroger 395 - The Little Clinic Blanchester		1			1
Kroger 444 - The Little Clinic Dent		1			1
SUNSHINE FAMILY & WELLNESS CENTER			1	100%	1
Smg At Bridgewater Family Medicine		1			1
Medicalodges Neosho			1	100%	1
Signature HealthCare of Bowling Green		1			1
FLORIDA ORTHOPAEDIC INSTITUTE SURGERY		1			1
HALIFAX FAMILY HEALTH CENTER			1	100%	1
CVS PA2867POCT FOLSOM		1			1
THE EMORY CLINIC			1	100%	1

COVID-19: testing by laboratory

Data through May 2, 2021 verified as of May 3, 2021 at 09:25 AM

Data in this report are provisional and subject to change.

The numbers in the table below represent the number of Florida and non-Florida residents for whom test results were received by the Department of Health. A person can be tested by more than one laboratory and can have both positive and negative results. **Therefore, the sum of the numbers in each column will be larger than the total number of people tested.**

Reporting lab	Inconclusive	Negative	Positive	Percent positive	Total
CVS IL5822POCT MOKENA		1			1
TAYLOR COUNTY HEALTH DEPARTMENT			1	100%	1
LONESTAR 24HRER MANAGEMENT LLC DBA LONESTAR 24HRER			1	100%	1
Bolingreen Health and Rehabilitation		1			1
ANY LAB TEST NOW JACKSONVILLE		1			1
Franciscan Convalescent Hospital		1			1
UNITED PHYSICIAN GROUP FAMILY MEDICINE OF HAMPTON		1			1
CRUSADER COMMUNITY HEALTH			1	100%	1
CONCENTRA - TAMPA EAST		1			1
LAB TEST KENDALL LLC		1			1
SPORTS MEDICINE CLINIC - U OF WYOMING			1	100%	1
AristaCare at Meadow Springs		1			1
Good Samaritan Society-Atkinson		1			1
URGENT CARE CENTER OF PORT ORANGE LLC			1	100%	1
Life Care Center of Paradise Valley		1			1
Friendship Manor Inc.		1			1
Consulate Health Care of Tallahassee			1	100%	1
Good Shepherd Fairview Home, Inc.		1			1
CROZER-CHESTER MEDICAL CENTER			1	100%	1
CVS MA634POCT KINGSTON			1	100%	1
PLANTATION DIALYSIS			1	100%	1
ALLEGHENY COUNTY HEALTH DEPARTMENT - PUBLIC HEALTH LABORATORY			1	100%	1
UHS BINGHAMTON GENERAL			1	100%	1
HATLEY HEALTH CARE, INC		1			1
NORTHWEST TEXAS HEALTHCARE SYSTEM,INC			1	100%	1
FLORIDA DEPARTMENT OF HEALTH PALM BEACH COUNTY			1	100%	1
CAPE FEAR VALLEY MEDICAL CENTER			1	100%	1
MEDHEALTH CLINICAL INC			1	100%	1
View Ridge Care Center		1			1
COOSA VALLEY HEALTHCARE CENTER LLC		1			1
WALGREENS #15291		1			1
Lexington Medical Center Extended Care		1			1
YUMA REGIONAL MEDICAL CENTER			1	100%	1
GUILFORD IMMEDIATE CARE, SYAH, LLC		1			1
Heritage of Red Cloud		1			1
CRESTHAVEN			1	100%	1
MODERN URGENT CARE			1	100%	1
CACERES SPECIALIZED GYNECOLOGY		1			1
DYNACARE NORTHWEST INC			1	100%	1
ADVENTHEALTH MEDICAL GROUP FAMILY			1	100%	1
LEGACY AT HIGHWOODS PRESERVE		1			1
CARDIAC AND VASCULAR CONSULTANTS MD PA		1			1
MEMORIAL HERMANN OCCUPATIONAL HEALTH			1	100%	1
ROSLYN INTERNAL MEDICINE		1			1
Elm Crest Senior Living Community		1			1
Glen Oaks Health and REhabilitation		1			1
LEE MEMORIAL HEALTH SYSTEMS HOME HEALTH		1			1

COVID-19: testing by laboratory

Data through May 2, 2021 verified as of May 3, 2021 at 09:25 AM

Data in this report are provisional and subject to change.

The numbers in the table below represent the number of Florida and non-Florida residents for whom test results were received by the Department of Health. A person can be tested by more than one laboratory and can have both positive and negative results. **Therefore, the sum of the numbers in each column will be larger than the total number of people tested.**

Reporting lab	Inconclusive	Negative	Positive	Percent positive	Total
WALGREENS # 12338		1			1
Walgreens #9121		1			1
Parkside Manor		1			1
CHILDRENS AT NORTH POINT URGENT CARE L		1			1
SINAI URGENT CARE FORT WORTH, LLC			1	100%	1
LIFE CARE CENTER OF CLEVELAND		1			1
LIFESPAN HEALTH - SELMER		1			1
QUICKCARE HEALTH, INC			1	100%	1
CVS IL7142POCT LOCKPORT		1			1
ST LUKE'S CORNWALL HOSPITAL N			1	100%	1
FLORIDA CLINICAL RESEARCH CENTER, LLC			1	100%	1
AVON PARK CLUSTER		1			1
PROGRESSIVE URGENT CARE, PC			1	100%	1
JOHN H. STROGER, JR. HOSPITAL OF COOK COUNTY			1	100%	1
KISSIMMEE HOME TRAINING		1			1
NHSN_AIMS		1			1
HEARTLAND OF ZEPHYRHILLS FL, LLC			1	100%	1
ENCOMPASS HEALTH REHAB HOSP TOMS RIVER		1			1
SIGNATURE HEALTHCARE OF BUCKHEAD		1			1
TEXAS HEALTH HARRIS METHODIST HOSPITAL			1	100%	1
STOPWATCH URGENT CARE			1	100%	1
KELLY			1	100%	1
OXY-GENLAB			1	100%	1
PROVIDENCE PORTLAND MEDICAL CENTER		1			1
Kempsville Health and Rehab Center		1			1
SUMMIT HEALTHCARE REGIONAL MEDICAL		1			1
SOUTH DADE NURSING & REHABILITATION CENTER			1	100%	1
GALVESTON COUNTY HEALTH DISTRICT			1	100%	1
PRESTIGE ER			1	100%	1
REHABILITATION CENTER OF ALBUQUERQUE		1			1
BOTTINEAU GOOD SAMARITAN CENTER		1			1
OMNICARE PHARMACY OF TEXAS 1, LP		1			1
NATIONAL GENETIC INSTITUTE			1	100%	1
MEDEXPRESS URGENT CARE - MT EPHRAIM		1			1
ADVENTHEALTH HOME CARE WATERMAN			1	100%	1
PEDIATRIC PARTNERS ZEPHYRHILLS			1	100%	1
Masonic Medical Research Institute			1	100%	1
CVS TX7824POCT GARLAND		1			1
IC LABS			1	100%	1
HARMONY HEALTHCARE ORLANDO INC		1			1
MINNESOTA HERITAGE HOUSE		1			1
WALGREENS #05150		1			1
Keller Landing Center		1			1
SMITH KLINE			1	100%	1
JEFFREY A HIRSCHFIELD, MD PA			1	100%	1
SCRIPPS MERCY HOSPITAL			1	100%	1
Kroger 500 - The Little Clinic Speedway		1			1

COVID-19: testing by laboratory

Data through May 2, 2021 verified as of May 3, 2021 at 09:25 AM

Data in this report are provisional and subject to change.

The numbers in the table below represent the number of Florida and non-Florida residents for whom test results were received by the Department of Health. A person can be tested by more than one laboratory and can have both positive and negative results. **Therefore, the sum of the numbers in each column will be larger than the total number of people tested.**

Reporting lab	Inconclusive	Negative	Positive	Percent positive	Total
LANGLADE			1	100%	1
AHUJA MEDICAL CENTER			1	100%	1
CHILTON MEDICAL CENTER		1			1
MIAMI CHILDRENS HOSPITAL MIDTOWN OUTPATIENT CENTER			1	100%	1
CARE STATION MEDICAL GROUP		1			1
DR PHILLIPS CENTER FOR WELLNESS		1			1
MEMORIAL HOSPITAL AT GULFPORT			1	100%	1
FAITH FAMILY PRACTICE			1	100%	1
CVS MA1121POCT WESTFORD		1			1
CMC MERCY LABORATORY			1	100%	1
ADAPTIVE BIOTECHNOLOGIES			1	100%	1
BROOKDALE FORT MYERS LAKES PARK			1	100%	1
MID FLORIDA DERMATOLOGY ASSOCIATES PA			1	100%	1
Mountain City Care and Rehabilitation Center		1			1
MORELL			1	100%	1
CVS MA1875POCT ASHLAND			1	100%	1
CLIFTON-FINE HOSPITAL LABORATORY		1			1
Longwood Community Living Center		1			1
MEDEXPRESS URGENT CARE-BRENTWOOD		1			1
LAKEWOOD RANCH URGENT CARE PA			1	100%	1
MED FIRST URGENT CARE CENTERS INC			1	100%	1
BREVARD COUNTY JAIL			1	100%	1
Brookdale Southside			1	100%	1
SALEM HOSPITAL REGIONAL LABORATORY		1			1
UNIVERSITY OF MIAMI - LENNAR CENTER			1	100%	1
CARESPOT - WELLINGTON			1	100%	1
Crisp Regional Nursing and Rehab Center		1			1
BOCA GENERAL AND FAMILY MEDICINE		1			1
HARDVARD VANGUARD MEDICAL ASSOCIATES - NEEDHAM			1	100%	1
FAMILY PRACTICE OF CENTRAL FLORIDA PA			1	100%	1
MEDEXPRESS WELL - OLDSMAR			1	100%	1
Oklahoma Methodist Manor			1	100%	1
CARENOW LAKE WORTH			1	100%	1
D'YOUVILLE SCHOOL OF PHARMACY		1			1
WALMART PHARMACY 10-4554		1			1
STATE OF CALIFORNIA DOH SERVICES			1	100%	1
UUHC - REDSTONE HEALTH CENTER LABORATORY			1	100%	1
SOUTHERN HILLS MEDICAL CENTER			1	100%	1
FIRST MEDICAL RESPONSE OF TEXAS, INC			1	100%	1
SPRINGBROOK HOSPITAL			1	100%	1
THE LITTLE CLINIC, LLC			1	100%	1
Marysville Care Center		1			1
Mason Health and Rehab		1			1
Kroger 670 - The Little Clinic Powell		1			1
LIFE CARE CENTER OF HILTON HEAD		1			1
URGENT 202 COX CREEK PKWY		1			1
NEW MILFORD HOSPITAL			1	100%	1

COVID-19: testing by laboratory

Data through May 2, 2021 verified as of May 3, 2021 at 09:25 AM

Data in this report are provisional and subject to change.

The numbers in the table below represent the number of Florida and non-Florida residents for whom test results were received by the Department of Health. A person can be tested by more than one laboratory and can have both positive and negative results. **Therefore, the sum of the numbers in each column will be larger than the total number of people tested.**

Reporting lab	Inconclusive	Negative	Positive	Percent positive	Total
COASTAL ER IX, PHYSICIANS PREMIER			1	100%	1
FAMILY MEDICAL CENTER OF HOLLYWOOD PA			1	100%	1
FLORIDA KEYS PED AND ADOLES CTR			1	100%	1
EVANS FAMILY CARE PA			1	100%	1
WOODSTOCK HEALTH DEPARTMENT			1	100%	1
SAINT PETE MRI			1	100%	1
Accordius Health at Gastonia			1	100%	1
PCG MOLECULAR			1	100%	1
BRADENTON CONVENTION CENTER□			1	100%	1
REGIONAL MEDICAL CENTER			1	100%	1
WHEATON FRANCISCAN LABORATORY			1	100%	1
MONONGAHELA VALLEY HOSPITAL			1	100%	1
SEATTLE-KING COUNTY			1	100%	1
TEMPLE TERRACE DIALYSIS			1	100%	1
Allen Health and Rehabilitation		1			1
Kroger 527 - The Little Clinic Hwy 70 S.		1			1
DERMDX, DIV OF AURORA DIAGNOSTICS/BERNHARDT LAB		1			1
SOUTH TEXAS HEALTH SYSTEM ER - WARE ROAD			1	100%	1
LAB. CORP. OF AMERICA			1	100%	1
CAN COMMUNITY HEALTH LLC		1			1
MEMORIAL HOSPITAL LOS BANOS			1	100%	1
MAIN STREET PHARMACY OF MARCELLUS, INC		1			1
FRIO REGIONAL PRIMARY CARE AND URGENT CARE CLINIC			1	100%	1
WILLOW DALE WELLNESS VILLAGE APARTMENT		1			1
MBMG OF WINTER HAVEN			1	100%	1
DORA HOME CARE			1	100%	1
HAMILTON CI MAIN UNIT ANNEX/ WORK CAMP			1	100%	1
URGENT DOC -NACOGODOCHES CLINIC			1	100%	1
Lodge Nursing & Rehab Center		1			1
Spring Gate Rehab and Healthcare Center		1			1
CHC			1	100%	1
MYLAN-SOUTH POINT PA		1			1
FIRSTCARE MEDICAL CENTER			1	100%	1
Monument Health Custer Care Center		1			1
INTERNAL MEDICINE GROUP OF WINTER HAVEN PA		1			1
THE INTERNAL MEDICAL GROUP		1			1
PATIENT FIRST - HAMILTON		1			1
CLEVELAND HEARTLAB			1	100%	1
Greene Meadows Nursing and Rehabilitation Center		1			1
BROWARD MEDICAL LAB			1	100%	1
Central Alabama Veterans HCS - West Campus		1			1
SUNY AT STONY BROOK			1	100%	1
BAPTIST MEDICAL PLAZA AT WESTCHESTER			1	100%	1
TAMPA FAMILY HEALTH CENTERS			1	100%	1
Melbourne Terrace Rehabilitation Center			1	100%	1
TITUSVILLE CENTER FOR SURGICAL EXCELLENCE LLC		1			1
CHILDREN'S AT CHAMBLEE BROOKHAVEN URGE		1			1

COVID-19: testing by laboratory

Data through May 2, 2021 verified as of May 3, 2021 at 09:25 AM

Data in this report are provisional and subject to change.

The numbers in the table below represent the number of Florida and non-Florida residents for whom test results were received by the Department of Health. A person can be tested by more than one laboratory and can have both positive and negative results. **Therefore, the sum of the numbers in each column will be larger than the total number of people tested.**

Reporting lab	Inconclusive	Negative	Positive	Percent positive	Total
Kroger 63 - The Little Clinic Glassford Hill Rd		1			1
PRECISE PATHOLOGY ASSOCIATES PLLC			1	100%	1
Heartland Health Care Center Jacksonville			1	100%	1
NEMOURS CHILDREN HOSPITAL			1	100%	1
SWIFT CREEK HEALTH CENTER AT THE TEMPL		1			1
AVERA ST. MARY'S HOSPITAL			1	100%	1
SIGNATURE CARE MIDLAND			1	100%	1
CLINICAL RESEARCH OF WEST FLORIDA		1			1
WAKE FOREST MEDICAL CENTER LABORATORY			1	100%	1
RADIANCE HEALTH RX		1			1
BIOMERIEUX			1	100%	1
PENROSE HOSPITAL			1	100%	1
GADSDEN FAMILY PRACTICE		1			1
MEDEXPRESS URGENT CARE - JACKSON		1			1
MED BAR LLC		1			1
BROOKDALE WEST PALM BEACH			1	100%	1
AURORA MEDICAL CENTER-KENOSHA			1	100%	1
VA Ann Arbor HCS - Toledo CBOC		1			1
Northern Nevada State Veterans Home		1			1
GENVIEW DIAGNOSIS INC			1	100%	1
HOLMES FAMILY PRACTICE PA			1	100%	1
ARCADIA OUTREACH LAB			1	100%	1
IVY CREEK HEALTHCARE & WELLNESS CENTRE			1	100%	1
SPECTRUM LUDINGTON			1	100%	1
ALTA BATES SUMMIT MEDICAL CENTER CLINICAL LAB			1	100%	1
CORPORATION OF AMERICA		1			1
FORT LOUDOUN PRIMARY CARE		1			1
HUNTSVILLE HOSPITAL			1	100%	1
SOUTHWESTERN STATE HOSPITAL LABORATORY			1	100%	1
CTMD MEDICAL CENTER, PA			1	100%	1
CONSOLIDATED			1	100%	1
CVS OH3481POCT MARYSVILLE		1			1
ECHCS - Jewell Clinic		1			1
Medilodge of East Lansing		1			1
GENEVA FAMILY HEALTH			1	100%	1
ISSAM ALBANNA MD PA			1	100%	1
HUNTERS CREEK MEDICAL ASSOCIATES PA		1			1
BEACH CARE PLLC			1	100%	1
PINEBROOK CARE AND REHABILITATION CENTER□			1	100%	1
EVEXIA DIAGNOSTICS			1	100%	1
TMH URGENT CARE CENTER			1	100%	1
REDMOND REGIONAL MEDICAL CENTER			1	100%	1
PHYSICIANS URGENT CARE			1	100%	1
INDIAN RIDGE		1			1
DOYLESTOWN HOSPITAL			1	100%	1
NEMOURS CHILDRENS URGENT CARE			1	100%	1
JACKSON GENERAL HOSPITAL			1	100%	1

COVID-19: testing by laboratory

Data through May 2, 2021 verified as of May 3, 2021 at 09:25 AM

Data in this report are provisional and subject to change.

The numbers in the table below represent the number of Florida and non-Florida residents for whom test results were received by the Department of Health. A person can be tested by more than one laboratory and can have both positive and negative results. **Therefore, the sum of the numbers in each column will be larger than the total number of people tested.**

Reporting lab	Inconclusive	Negative	Positive	Percent positive	Total
PARKWAY REGIONAL MEDICAL CENTER LAB			1	100%	1
PULMONARY, CRITICAL CARE AND SLEEP DISORDERS INSTITUTE OF SOUTH FLORID			1	100%	1
San Antonio Residence and Rehabilitation Center		1			1
MONMOUTH MEDICALC ENTER		1			1
MEMORIAL HERMANN KATY HOSPITAL			1	100%	1
FAYETTE MEDICAL CENTER LAB		1			1
FAU MEMORY & WELLNESS CENTER			1	100%	1
CHATEAU MADELEINE - SENIOR LIVING & MEMORY CARE			1	100%	1
Port Orange Nursing And Rehab Center			1	100%	1
PALMA CEIA MED GROUP-SWANN		1			1
Dupage Care Center			1	100%	1
FORT MYERS DIALYSIS		1			1
EXPRESS LAB LIVINGSTON			1	100%	1
WALGREENS #05432		1			1
GENESIS HOME HEALTH CARE SERVICES OF			1	100%	1
PINELLAS POINT NURSING AND REHAB CENTER			1	100%	1
SAINT JOSEPHS HOSPITAL OF ATLANTA			1	100%	1
OCALA REGIONAL DIALYSIS- NORTH			1	100%	1
MARYWOOD HEIGHTS		1			1
SANITAS RESEARCH LLC			1	100%	1
PATIENT FIRST - GARRISONVILLE			1	100%	1
PEDIATRIC ASSOCIATES OF JULINGTON CREEK			1	100%	1
CAREWELL URGENT CARE FITCHBURG			1	100%	1
ADVANCED BIOMEDICAL INC			1	100%	1
WASHINGTON SOLDIERS HOME AND COLONY		1			1
Accordius Health at Harrisonburg		1			1
OUCH URGENT CARE			1	100%	1
Vista Park			1	100%	1
STAT EMERGENCY CENTER			1	100%	1
ANDREWS			1	100%	1
GOSHEN HOSPITAL			1	100%	1
HOLLAND COMMUNITY HOSPITAL		1			1
CLINICAL LABORATORY DEPARTMENT			1	100%	1
HANCOCK REGIONAL HOSPITAL		1			1
Kroger 539 - The Little Clinic Memorial Blvd.		1			1
OXLEY PARK HEALTH & REHAB		1			1
LACKAWANNA HEALTH AND REHAB CENTER		1			1
CLINTON DRUG STORE		1			1
MISSION REGIONAL MEDICAL CENTER			1	100%	1
BIODORON LABORATORIES			1	100%	1
Kroger 397 - The Little Clinic Frankfort East		1			1
Bethel Lutheran Nursing & Rehabilitation Center		1			1
Central Alabama Veterans HCS - East Campus		1			1
MEMPHIS URGENT CARE #2, LLC			1	100%	1
REFERENCE LABORATORY			1	100%	1
BAYLOR SCOTT & WHITE ALL SAINTS MEDICAL CENTER FT			1	100%	1
Chesapeake Shores - Signature HealthCare LLC		1			1

COVID-19: testing by laboratory

Data through May 2, 2021 verified as of May 3, 2021 at 09:25 AM

Data in this report are provisional and subject to change.

The numbers in the table below represent the number of Florida and non-Florida residents for whom test results were received by the Department of Health. A person can be tested by more than one laboratory and can have both positive and negative results. **Therefore, the sum of the numbers in each column will be larger than the total number of people tested.**

Reporting lab	Inconclusive	Negative	Positive	Percent positive	Total
IDAHO HEALTH DEPARTMENT			1	100%	1
LIMA MEMORIAL HOSPITAL			1	100%	1
WELLSTREET CLAIRMONT		1			1
CONVENIENT MD			1	100%	1
Pinnacle Health and Rehab at South Portland		1			1
CHILDRENS DOCTOR OF TAMPA BAY, THE			1	100%	1
SUNRISE/QUAY COUNTY HEALTH CLINIC		1			1
PULSE MEDICAL DOCTOTS LLC			1	100%	1
INTERIM HHA OF ST AUGUSTINE INC		1			1
ATLANTIS VISION CENTER			1	100%	1
Oakview Manor Health and Rehab		1			1
NAVICENT HEALTH OCONEE, LLC		1			1
CONCENTRA - OCALA		1			1
QUALITY CLINICAL LAB LLC			1	100%	1
HAWKEYE CARE CENTER DUBUQUE		1			1
Diversicare of Eupora		1			1
CLEVELAND CLINIC OHIO LABORATORIES			1	100%	1
CHRISTIANA HOSPITAL		1			1
ST LUKES SURGICAL AT THE VILLAGES INC			1	100%	1
FLORIDA ADVANCED MEDICAL AND DERM AESTHETICS LLC			1	100%	1
GENESIS MEDICAL CENTER OF CORAL SPRINGS INC			1	100%	1
MANHATTAN EYE EAR AND THROAT HOSPITAL		1			1
ORLANDO PHYSICIAN NETWORK		1			1
ENCOMPASS HEALTH REHABILITATION HOSPITAL OF UTAH		1			1
CARENOW URGENT CARE-MURFREESBORO			1	100%	1
RCP OF MEMORIAL WEST			1	100%	1
Robinson Terrace Rehabilitation and Nursing Center		1			1
Manor Care of Dallastown d/b/a ManorCare Health Services - Dallastown		1			1
PATIENT FIRST - CHERRY HILL		1			1
INTERIM HEALTHCARE			1	100%	1
CHAMBREL AT PINECASTLE			1	100%	1
MEDICAL CITY DENTON			1	100%	1
WEST VIRGINIA UNIVERSITY HOSPITALS			1	100%	1
COLLINS NURSING HOME		1			1
RESOURCE PATH LLC			1	100%	1
Southwest Louisiana Veterans Home			1	100%	1
HEALTH SERVICES-COLUMBIA COLLEGE		1			1
INNOVATIVE HEALTH DIAGNOSTIC OF CALIFORNIA			1	100%	1
HOLYOKE MEDICAL CENTER			1	100%	1
PALOMAR MEDICAL CENTER			1	100%	1
TENNOVA HEALTHCARE - CLEVELAND			1	100%	1
Monument Health Strugis Care Center		1			1
SEABROOK EMS			1	100%	1
ORMOND MEDICAL ARTS FAMILY PRACTICE PL			1	100%	1
CAN COMMUNITY HEALTH NORTH MIAMI, FL		1			1
GENESIS MICROBIOLOGY LAB		1			1
UCSD MICROBIOLOGY LABORATORY			1	100%	1

COVID-19: testing by laboratory

Data through May 2, 2021 verified as of May 3, 2021 at 09:25 AM

Data in this report are provisional and subject to change.

The numbers in the table below represent the number of Florida and non-Florida residents for whom test results were received by the Department of Health. A person can be tested by more than one laboratory and can have both positive and negative results. **Therefore, the sum of the numbers in each column will be larger than the total number of people tested.**

Reporting lab	Inconclusive	Negative	Positive	Percent positive	Total
HALE KUPUNA HERITAGE HOME		1			1
SAINT LEO UNIVERSITY INCORPORATED			1	100%	1
HEALTH & WELLNESS PROFESSIONALS INC			1	100%	1
Jenkins Living Center		1			1
INFINITY HOME CARE OF PORT CHARLOTTE, LLC			1	100%	1
ADVENTHEALTH MEDICAL GROUP UROLOGY AT EAST ORLANDO		1			1
CHI MEMORIAL HOSPITAL CHATTANOOGA			1	100%	1
WESTON COUNTY HEALTH SERVICES			1	100%	1
WYTHE CNTY COMMUNITY HOSP LABORATORY			1	100%	1
777 URGENT CARE			1	100%	1
NOORANI MEDICAL CENTER LLC			1	100%	1
PROGRESSIVE MEDICAL RESEARCH			1	100%	1
CVS IL2297651CV JOLIET		1			1
PHYSICIAN ASSOCIATES, LLC			1	100%	1
RIVERTON CBOC			1	100%	1
JPS HEALTH CENTER AT TRUE WORTH PLACE			1	100%	1
FLORIDA HEALTH CARE MEDICAL GROUP		1			1
Royal Palm Beach Health and Rehab Center			1	100%	1
Bayou Vista Community Care Center			1	100%	1
PSL JAX BEACH OPERATIONS LLC			1	100%	1
HIBISCUS COURT			1	100%	1
BRIDGES AT LIFE CARE CENTER OF OCALA, THE			1	100%	1
HORIZON MEDICAL CENTER			1	100%	1
VA North May Outpatient Clinic		1			1
CLINIC OF PLANT CITY, THE		1			1
WELLPATH			1	100%	1
Nemours Children's Clinic-Orla			1	100%	1
BACON COUNTY HOSPITAL		1			1
ADVANCED MEDICAL LABORATORIES (AML)			1	100%	1
KEY WEST BRANCH MEDICAL CLINIC			1	100%	1
Walgreens #3049		1			1
QUALITY LAB			1	100%	1
BMRHC HARRISON		1			1
METHODISM MIDLOTHIAN MEDICAL CENTER			1	100%	1
SV MOBILE HEALTH			1	100%	1
SHAMRA MEDICAL LABORATORY			1	100%	1
Westminster Canterbury Richmond		1			1
SKY RIDGE MEDICAL CENTER - MICRO			1	100%	1
MOUNT SINAI MEDICAL CENTER OF FLORIDA INC			1	100%	1
RENEGADEXBIO, PBC	1				1
Schoenbrunn Healthcare		1			1
NHC HEALTH CARE CENTER		1			1
LAKE CHELAN COMMUNITY HOSPITAL		1			1
MORGAN MEDICAL CENTER		1			1
POUDRE VALLEY HOSPITAL			1	100%	1
Kroger 705 - The Little Clinic Richmond		1			1
THYROID SPECIALTY LABORATORY			1	100%	1

COVID-19: testing by laboratory

Data through May 2, 2021 verified as of May 3, 2021 at 09:25 AM

Data in this report are provisional and subject to change.

The numbers in the table below represent the number of Florida and non-Florida residents for whom test results were received by the Department of Health. A person can be tested by more than one laboratory and can have both positive and negative results. **Therefore, the sum of the numbers in each column will be larger than the total number of people tested.**

Reporting lab	Inconclusive	Negative	Positive	Percent positive	Total
WESTOX LABS		1			1
CLARKSVILLE MANOR INC		1			1
Kroger 433 - The Little Clinic Atoka		1			1
HEALTH GUAGE			1	100%	1
Newton Wellesley Center for Alzheimer's Care		1			1
HIGHLAND LABORATORY			1	100%	1
PREVENTIVE CARDIOLOGY AND INTERNAL MEDICINE ASSOCI			1	100%	1
HEALTH CLINIC,THE		1			1
MEDEXPRESS URGENT CARE-HAVERHILL		1			1
EMERY MEDICAL CENTER			1	100%	1
Gulf Coast health and Rehabilitation, LLC		1			1
WEST BOYNTON DIALYSIS			1	100%	1
THE TOLEDO HOSPITAL			1	100%	1
The Center at Centennial			1	100%	1
ALVERNIA UNIVERSITY HEALTH AND WELLNESS CENTER		1			1
DOCTORS HOSPITAL OF LAREDO			1	100%	1
MEMORIAL HEALTH UNIVERSITY MEDICAL		1			1
Heritage Inn Health and Rehabilitation		1			1
WINDMOOR HEALTHCARE			1	100%	1
PANCARE HEALTH - BRUCE			1	100%	1
TENNOVA ER - SANGO			1	100%	1
SPECTRUM LABORATORY			1	100%	1
MRMC LAB MICRO			1	100%	1
SOUTHWEST REGIONAL PCR LABORATORY			1	100%	1
MARYLAND DEPARTMENT OF HEALTH AND MENTAL HYGIENE-LABORATORIES			1	100%	1
CORE OCCUPATIONAL MEDICINE			1	100%	1
EPIC CARE PHARMACY		1			1
Casa Real Center		1			1
NEW ULM MEDICAL CENTER			1	100%	1
ENT AND ALLERGY ASSOCIATES, LLP		1			1
BOCA RATON REGIONAL HOSPITAL		1			1
AMBRY GENETICS CORP	1				1
BARTLE'S PHARMACY INC			1	100%	1
ST.ELIZABETH HEALTH CENTER	1				1
TILLAMOOK COUNTY GENERAL HOSPITAL LAB		1			1
FIU HEALTH CARE CENTER			1	100%	1
Memorial Health Care Center			1	100%	1
Chateau Living Center			1	100%	1
LABORATORY COPRORATION OF AMERICA			1	100%	1
Community Care Center of Heritage House, LLC			1	100%	1
ADVENT HEALTH MEDICAL GROUP AT PINELLAS PARK			1	100%	1
Northwest Metro VA OPC		1			1
CENTER AT WATERFRONT		1			1
CALIFORNIA PUBLIC HEALTH LABORATORY			1	100%	1
Encompass Health Rehab Hosp Tinton Falls		1			1
TMH PHYSICIAN PARTNERS WAKULLA			1	100%	1
GRANITE FALLS LTC, LLC		1			1

COVID-19: testing by laboratory

Data through May 2, 2021 verified as of May 3, 2021 at 09:25 AM

Data in this report are provisional and subject to change.

The numbers in the table below represent the number of Florida and non-Florida residents for whom test results were received by the Department of Health. A person can be tested by more than one laboratory and can have both positive and negative results. **Therefore, the sum of the numbers in each column will be larger than the total number of people tested.**

Reporting lab	Inconclusive	Negative	Positive	Percent positive	Total
MARTIN HEALTH PHYSICIAN GROUP			1	100%	1
Parkwood Healthcare Facility		1			1
YOUR KIDS URGENT CARE			1	100%	1
PENNY PEDIATRICS		1			1
CONTINENTAL HOME HEALTH CARE INC			1	100%	1
ADVANCE CARDIOVASCULAR IMAGING, INC			1	100%	1
JACKSONVILLE HEALTH & REHAB		1			1
MEDICAL ASSOCIATES OF PINELLAS - LAB			1	100%	1
LabCorp L#09258295 M#09258285			1	100%	1
WELLINGTON WEST 100176			1	100%	1
TFH HOME HEALTH INC			1	100%	1
FAMILY MEDICAL CENTERS			1	100%	1
FLORIDA EPIDEMIOLOGY PROGRAM			1	100%	1
SUN CITY DIAGNOSTIC CENTER			1	100%	1
Waycross VA CBOC		1			1
Kroger - KRO01100688			1	100%	1
PACIFICA CARE PLLC			1	100%	1
Kroger - KRO03400316			1	100%	1
Walgreens #19461		1			1
SUTTER HEALTH SACRAMENTO SIERRA REGION			1	100%	1
Kroger 367 - The Little Clinic Walton		1			1
ELLICOTT CENTER FOR REHABILITATION AND		1			1
SARHA DOCTORS CENTER			1	100%	1
NORTHSIDE FAMILY MEDICINE		1			1
BRISTOL REGINAL MEDICAL CENTER			1	100%	1
Walgreens #5421		1			1
Raleigh Center (WV)			1	100%	1
MOUNTAINVIEW URGENT CARE VALLEY		1			1
LAKE VIEW COURT		1			1
SILVER SPRINGS SHORES DIALYSIS			1	100%	1
MORSELIFE HOME CARE INC			1	100%	1
Rehab Select of Talladega		1			1
VIRGINIA CVS PHARMACY, LLC DBA CVS/PHARMACY #1884		1			1
US LABORATORIES			1	100%	1
ABRAZO WEST CAMPUS			1	100%	1
TRIPLE O RESEARCH INSTITUTE PA			1	100%	1
WELLINGTON PHYSICIANS URGENT CARE AT PALOMINO			1	100%	1
GATEWAY COMMUNITY SERVICES INC			1	100%	1
WESLEY LONG HOSPITAL			1	100%	1
WELLMED AT BAY AREA		1			1
PHYSICIANS IMMEDIATE CARE CHICAGO			1	100%	1
Rockcastle Health and Rehab		1			1
Ashland Place Health and Rehabilitation, LLC		1			1
HSRE-ASL CASSELBERRY TRS, LLC			1	100%	1
A.G. Rhodes		1			1
Autumn Care of Suffolk		1			1
PREMIUM HOME HEALTH CARE INC			1	100%	1

COVID-19: testing by laboratory

Data through May 2, 2021 verified as of May 3, 2021 at 09:25 AM

Data in this report are provisional and subject to change.

The numbers in the table below represent the number of Florida and non-Florida residents for whom test results were received by the Department of Health. A person can be tested by more than one laboratory and can have both positive and negative results. **Therefore, the sum of the numbers in each column will be larger than the total number of people tested.**

Reporting lab	Inconclusive	Negative	Positive	Percent positive	Total
GREATER TAMPA AT HOME			1	100%	1
LIBERTY URGENT CARE			1	100%	1
MISSISSIPPI VALLEY REGIONAL BLOOD CENTER			1	100%	1
WILMINGTON NURSING AND REHAB			1	100%	1
CHATSWORTH ASSISTED LIVING COMMUNITY AT PGA NATIONAL			1	100%	1
J F K PEDIATRICS			1	100%	1
MED LAB SERVICES, LLC			1	100%	1
COASTAL PEDIATRICS LLC			1	100%	1
ADVENTHEALTH WOUND CARE CENTER			1	100%	1
NEMOURS CHILDREN'S PRIMARY CARE			1	100%	1
JOHN MANCHIN SR HEALTH CARE CENTER		1			1
MEDONE URGENT CARE			1	100%	1
ADVANCE GASTROENTEROLOGY			1	100%	1
HEALTH CARPENTER PLLC		1			1
QLABS			1	100%	1
UNIVERSITY OF TOLEDO MEDICAL CENTER			1	100%	1
SPHERE DX			1	100%	1
CHILDRENS HEALTHCARE CTE OF NORTHERN		1			1
BROOKSVILLE REGIONAL HOSPITAL			1	100%	1
CLINICAL MICROBIOLOGY LAB FAIRVIEW UNIVERSITY HOSPITAL			1	100%	1
MINUTE CLINIC DIAGNOSTIC MED GRP OF CA		1			1
HILTON HEAD HOSPITAL/INPATIENT			1	100%	1
INFANTS & CHILDREN PA			1	100%	1
MED CHOICE CENTER OF NORTH MIAMI			1	100%	1
HEALTH NETWORK LAB			1	100%	1
KIOSK MEDICINE OF KENTUCKY LLC		1			1
MANOR CARE OF DELRAY BEACH FL LLC		1			1
KENDALL PEDIATRICS PARTNERS LLC			1	100%	1
PASCO COUNTY HEALTH DEPARTMENT			1	100%	1
ST. JOHN HOSPITAL & MEDICAL CENTER			1	100%	1
INTERIM HEALTHCARE OF PALM COAST			1	100%	1
FAMILY HEALTHCARE SERVICES			1	100%	1
Oak Hill Health & Rehabilitation Center			1	100%	1
Court House Center		1			1
SACRED HEART HOSPITAL NURSING			1	100%	1
AMERICAN FAMILY CARE - SMYRNA			1	100%	1
INTERNAL MEDICINE,SCOTTS VALLEY OFFICE, PALO ALTO MEDICAL FOUNDATION			1	100%	1
Fairhope		1			1
NABI		1			1
LIBERTY COMMONS NURSING AND REHABILITA		1			1
Hinesville VA Clinic		1			1
GAMMA HEALTHCARE, INC		1			1
MD NOW MEDICAL CENTERS, INC			1	100%	1
ABRAKIDABRA KIDS CLINIC			1	100%	1
PROVIDENCE HOSPITAL			1	100%	1
IVY CREEK FAMILY CARE OF TROY			1	100%	1
EVENTIDE LUTHERAN HOME		1			1

COVID-19: testing by laboratory

Data through May 2, 2021 verified as of May 3, 2021 at 09:25 AM

Data in this report are provisional and subject to change.

The numbers in the table below represent the number of Florida and non-Florida residents for whom test results were received by the Department of Health. A person can be tested by more than one laboratory and can have both positive and negative results. **Therefore, the sum of the numbers in each column will be larger than the total number of people tested.**

Reporting lab	Inconclusive	Negative	Positive	Percent positive	Total
HALIFAX HEALTH PRIMARY CARE ORMOND			1	100%	1
Riverside Nursing & Rehabilitation Center		1			1
MEDEXPRESS URGENT CARE - LAWTON		1			1
EH FARGO HOSPITAL LABORATORY			1	100%	1
MID-FLORIDA PATHOLOGY LLC		1			1
Shelbyville Manor		1			1
CVS OH6153POCT COLUMBUS		1			1
KAISER PERMANENTE REGIONAL REFERENCE LABORATORY		1			1
VALLEY HOSPITAL MEDICAL CENTER		1			1
WINNIFRED ASSISTED LIVING FACILITY INC		1			1
ALBUQUERQUE INDIAN HEALTH CENTER		1			1
SPRINGFIELD HOSPITAL			1	100%	1
FLORIDA HOSPITAL TRANSPLANT CENTER		1			1
BAPTIST HEALTH PRIMARY CARE AT CUTLER BAY			1	100%	1
C V S / PHARMACY #833		1			1
CARSON NURSING AND REHABILITATION CENTER		1			1
Advanced Rehabilitation of Vernon		1			1
AUTUMN HOUSE			1	100%	1
MEDICAL CLINIC OF HOUSTON			1	100%	1
Kroger 698 - The Little Clinic 14th Street/Bell		1			1
TANNER MEDICAL CENTER VILLA RICA		1			1
NORTON HOSPITAL			1	100%	1
URGENT CARE 24/7 TAMPA			1	100%	1
HIGHLANDS CLINICAL LABORATORY			1	100%	1
AURORA CONSOLIDATED LABORATORY			1	100%	1
Stonespring Transitional Care		1			1
AHC Dyersburg		1			1
ALLEGANY COUNTY DEPARTMENT OF HEALTH		1			1
ST JOSEPHS CHILDRENS HOSPITAL PEDI TRANSPORT			1	100%	1
Washington County Nursing H0me			1	100%	1
Hillside Manor Rehabilitation and Extended Care Center		1			1
NORTH CAROLINA STATE LABORATORY OF PUBLIC HEALTH, SPECTRUM LAB NETWORK			1	100%	1
EASTSIDE URGENT CARE			1	100%	1
SCHUYLER HOSPITAL		1			1
Premier Estates of Dublin, LLC		1			1
ST. LUKES HOSPITAL			1	100%	1
MEDEXPRESS URGENT CARE - LEOMINSTER		1			1
CATERPILLAR INC - MIAMI DISTRIBUTION CENTER			1	100%	1
PIEDMONT NEWTON HOSPITAL		1			1
PRIME CARE FAMILY MEDICINE			1	100%	1
GWINNETT MEDICAL CENTER			1	100%	1
WASHINGTON CENTER FOR REHABILITATION A		1			1
COASTAL MANOR		1			1
SUN LABORATORY SERVICES,INC			1	100%	1
ERIE COUNTY EMERGENCY SERVICES DIV OF		1			1
Villa Maria			1	100%	1
PATHOLOGY		1			1

COVID-19: testing by laboratory

Data through May 2, 2021 verified as of May 3, 2021 at 09:25 AM

Data in this report are provisional and subject to change.

The numbers in the table below represent the number of Florida and non-Florida residents for whom test results were received by the Department of Health. A person can be tested by more than one laboratory and can have both positive and negative results. **Therefore, the sum of the numbers in each column will be larger than the total number of people tested.**

Reporting lab	Inconclusive	Negative	Positive	Percent positive	Total
park avenue extended care		1			1
HEALTH CONSERVATION, INC		1			1
SMA BEHAVIORAL HEALTH SERVICES INC		1			1
SIGNATURE CARE MEMORIAL CITY			1	100%	1
Fulton County Medical Center Long Term Care			1	100%	1
ADVANCE HEALTH AND WELLNESS SOLUTIONS			1	100%	1
URGENTMED			1	100%	1
TALLAHASSEE DIALYSIS		1			1
MISSION HOSPITAL – MEMORIAL CAMPUS			1	100%	1
CONCORDIA MANOR			1	100%	1
MED-LAKE LABORATORY			1	100%	1
SHANNON MEDICAL CENTER			1	100%	1
QC LABORATORY			1	100%	1
WATERSIDE HEALTH & REHAB CENTER, LLC		1			1
EMPATH HOME HEALTH LLC			1	100%	1
FAMILY MEDICAL CARE OF MOUNT DORA INC			1	100%	1
CARE CENTER OF LAKE PLACID			1	100%	1
VA Central California HCS		1			1
ANDERSON NURSING CENTER			1	100%	1
ALPHA CLINICAL LABORATORY CORP.			1	100%	1
WALGREENS #5130			1	100%	1
HIGH DESERT COURT GROUP HOME			1	100%	1
Davie Nursing & Rehabilitation Center		1			1
NORWALK HOSPITAL			1	100%	1
MEMORIAL HERMANN SOUTHWEST HOSPITAL			1	100%	1
GEAUGA REGIONAL HOSPITAL		1			1
PALM BEACH PEDIATRIC UROLOGY			1	100%	1
Cerenity Senior Care-White Bear Lake		1			1
Traymore Nursing Center		1			1
TRUMAN MEDICAL CENTER - HOSPITAL HILL			1	100%	1
ROBERT TAYLOR COMMUNITY COMPLEX			1	100%	1
Kroger - KR070600172		1			1
NHC HealthCare St. Charles		1			1
ST LUKE LUTHERAN HOME		1			1
WATERVIEW HILLS REHABILITATION AND NUR		1			1
SUSAN F. WILLIAMS M.D., P.A.			1	100%	1
Towne Manor West		1			1
ADVANCED DIALYSIS CENTER OF FORT LAUDERDALE			1	100%	1
ST JOHN'S HOME CARE			1	100%	1
DAUGHTERS OF SARAH NURSING CENTER		1			1
PM PEDIATRICS OF BAYSIDE, PLLC		1			1
BARRINGTON TERRACE NAPLES			1	100%	1
BUFFALO VAMC			1	100%	1
ATHENA PLASTIC SURGERY		1			1
HEALTH CHOICES, PLLC		1			1
BLACKBERRY CENTER, THE		1			1
Kroger 481 - The Little Clinic Houston Levee		1			1

COVID-19: testing by laboratory

Data through May 2, 2021 verified as of May 3, 2021 at 09:25 AM

Data in this report are provisional and subject to change.

The numbers in the table below represent the number of Florida and non-Florida residents for whom test results were received by the Department of Health. A person can be tested by more than one laboratory and can have both positive and negative results. **Therefore, the sum of the numbers in each column will be larger than the total number of people tested.**

Reporting lab	Inconclusive	Negative	Positive	Percent positive	Total
SOUTHWOOD HEALTHCARE CENTER		1			1
WATERTOWN URGENT CARE		1			1
MOBILE INFIRMARY MEDICAL CENTER			1	100%	1
LEGACY SPECIALTY PHARMACY CORP			1	100%	1
PINNACLE PAIN CENTER PS DBA LYNX HEALTHCARE		1			1
INTEGRATED GENETICS SEQUENOM		1			1
LABORATORIO BUENA SALUD			1	100%	1
VALLEY VISTA CARE CENTER		1			1
RAMBAM URGENT CARE			1	100%	1
BAY AREA HOSPITAL LAB & HST		1			1
HEALTH AND HOPE CLINIC INC			1	100%	1
RIDGE OPTUM FLORIDA			1	100%	1
LUMICO LIFE INSURANCE COMPANY		1			1
NULEASE MEDICAL SOLUTIONS			1	100%	1
WALGREENS #10854		1			1
CARING PROFESSIONAL HEALTH CARE LLC		1			1
Kroger 767 - The Little Clinic Beaumont		1			1
Encompass Health Rehab Hosp Salisbury		1			1
SENCARE MANAGEMENT		1			1
TITUSVILLE REHABILITATION AND NURSING CENTER		1			1
STORMONT VAIL HOSPITAL			1	100%	1
SHARP GROSSMONT HOSPITAL LABORATORY			1	100%	1
STATE OF ALASKA			1	100%	1
ADVANCED CARDIOVASCULAR DIAGNOSTICS OF FL			1	100%	1
NAVAL BRANCH HEALTH CLINIC			1	100%	1
Brown Memorial Home		1			1
CLINICAL TRIALS OF TAMPA LLC		1			1
WEST FLORIDA MEDICAL ASSOCIATES			1	100%	1
ROSE MEDICAL CENTER LAB			1	100%	1
CARESTAT HOSPICE SERVICES			1	100%	1
NEW YORK PRESBYTERIAN HOSPITAL			1	100%	1
LUTHERAN HOSPITAL OF INDIANA			1	100%	1
SOLARIS HEALTHCARE PLANT CITY		1			1
BOCA MEDICAL CARE			1	100%	1
SAN JOSE CLINIC		1			1
OCALA RKC EAST HEMO #1			1	100%	1
CARESPOT - OCOEE			1	100%	1
BEACHSIDE DETOX		1			1
Tremont Health & Rehabilitation Center		1			1
STANDIFER PLACE		1			1
ADVANCE MD CARE			1	100%	1
NATICK URGENT CARE			1	100%	1
LOUIS A JOHNSON VAMC		1			1
DIAGNOSTIC GROUP INTEGRATED HEALTHCARE			1	100%	1
MARY WASHINGTON HOSPITAL HOME HEALTH AGENCY	1				1
ST JOHNS EPISCOPAL HOSPITAL SOUTH SHORE		1			1
EAST COAST INSTITUTE FOR RESEARCH LLC			1	100%	1

COVID-19: testing by laboratory

Data through May 2, 2021 verified as of May 3, 2021 at 09:25 AM

Data in this report are provisional and subject to change.

The numbers in the table below represent the number of Florida and non-Florida residents for whom test results were received by the Department of Health. A person can be tested by more than one laboratory and can have both positive and negative results. **Therefore, the sum of the numbers in each column will be larger than the total number of people tested.**

Reporting lab	Inconclusive	Negative	Positive	Percent positive	Total
Piedmont Crossing		1			1
ROAN MOUNTAIN MEDICAL CENTER			1	100%	1
THE CHILDREN'S HOSPITAL OF PHILADELPHIA		1			1
SHARON REGIONAL MEDICAL CENTER			1	100%	1
CONNECTICUT CVS PHARMACY, LLC		1			1
Kroger 629 - The Little Clinic Cartersville, GA Hwy 41		1			1
PASTEUR MEDICAL CENTER LLC		1			1
THE READING HOSPITAL AND MEDICAL CENTER			1	100%	1
PEDIATRIC ASSOCIATES OF ORLANDO			1	100%	1
FLORIDA DEPARTMENT OF HEALTH IN BROWARD COUNTY		1			1
NORTH SHORE HEMATOLOGY-ONCOLOGY ASSOCI		1			1
ASUNCION HOME HEALTH CARE CORP			1	100%	1
CARILION CLINIC LAB TESTING SITE-POSTAL		1			1
CENTRAL FLORIDA ADULT MEDICINE		1			1
Cornerstone at the Ranch		1			1
APACHE HEALTH CENTER			1	100%	1
CYPRESS VILLAGE REHAB CENTER		1			1
Terrace Glen Village		1			1
CHATEAU TERREBONNE HEALTH CARE		1			1
MIAMI-DADE COUNTY HEALTH DEPT.		1			1
CAMBRIDGE HEALTH ALLIANCE			1	100%	1
FRESENIUS KIDNEY CARE - BOCA RATON			1	100%	1
NHC Sequatchie		1			1
Luling Living Center		1			1
GIFFORD MEMORIAL HOSPITAL		1			1
PARRISH MEDICAL GROUP			1	100%	1
Michigan Masonic Home		1			1
SUMMIT COUNTY PUBLIC HEALTH DEPARTMENT			1	100%	1
ORANGETOWN PEDIATRICS ASSOCIATES		1			1
FREDERICK AVENUE GROUP HOME		1			1
NEVADA RURAL HOUSING AUTHORITY			1	100%	1
ENZO LABS INC			1	100%	1
Pontotoc Health and Rehab		1			1
REEVES COUNTY HOSPITAL DISTRICT			1	100%	1
CVS IN6536POCT KOKOMO		1			1
Kroger 907 - The Little Clinic Holland		1			1
WVU MEDICINE AT SUNCREST TOWNE CENTRE			1	100%	1
TRADITIONAL MEDICINE CENTER			1	100%	1
DIRECT PRIMARY CARE OF BURLESON			1	100%	1
MERCYONE DES MOINES MEDICAL CENTER			1	100%	1
UNIVERSITY OF WASHINGTON DEPT OF LAB MEDICINE			1	100%	1
Piqua Manor		1			1
EMERGENCY CARE SERVICES LAB AT JFK MEDICAL CENTER			1	100%	1
VERIFY LABS			1	100%	1
LANCASHIRE HALL NURSING AND REHABILITATION CENTER		1			1
BLAKE AT PENSACOLA OPERATION CO, LLC, THE			1	100%	1
INTERNAL MEDICINE GROUP OF CENTRAL FLORIDA			1	100%	1

COVID-19: testing by laboratory

Data through May 2, 2021 verified as of May 3, 2021 at 09:25 AM

Data in this report are provisional and subject to change.

The numbers in the table below represent the number of Florida and non-Florida residents for whom test results were received by the Department of Health. A person can be tested by more than one laboratory and can have both positive and negative results. **Therefore, the sum of the numbers in each column will be larger than the total number of people tested.**

Reporting lab	Inconclusive	Negative	Positive	Percent positive	Total
Acts Manor House		1			1
SANTA ROSA PEDIATRICS			1	100%	1
Wrightsville Manor Health and Rehab		1			1
ANDREWS INSTITUTE AMBULATORY SURGERY CENTER		1			1
ACCESS HEALTH CARE PHYSICIANS, LLC		1			1
SEMA4			1	100%	1
CHILDREN'S CLINIC			1	100%	1
VELOCITY URGENT CARE - REDMILL			1	100%	1
ANSWERS RESOURCE FACILITY		1			1
SEASONS HOSPICE AND PALLIATIVE CARE OF			1	100%	1
ACCURATE HEALTH SERVICES CORP			1	100%	1
PATHLAB SERVICES			1	100%	1
BAYSTATE REFERENCE LABORATORY			1	100%	1
ARBOR DIAGNOSTICS, INC		1			1
HOSPICE OF MARION COUNTY INC			1	100%	1
FRESENIUS KIDNEY CARE OF CLERMONT WEST			1	100%	1
WINTER HAVEN DIALYSIS		1			1
HARDEE COUNTY FIRE RESCUE		1			1
EDGAR PRICE FAMILY & CHILDREN HEALTHCARE CENTER			1	100%	1
BEAUMONT URGENT CARE		1			1
THE GROVE HEALTH AND REHAB			1	100%	1
COUNTY OF HAMILTON			1	100%	1
NYU LANGONE AMBULATORY CARE LAKE SUCCE		1			1
EASTSIDE MEDICAL CLINIC		1			1
MEDCARE QUALITY MEDICAL CENTER LLC			1	100%	1
CVS AZ3264POCT PHOENIX			1	100%	1
Holly Hill Healthcare Center			1	100%	1
CORDOVA FAMILY PRACTICE			1	100%	1
Mountain View Manor			1	100%	1
Walgreens #11854			1	100%	1
INDIAN RIVER SHERIFF OFFICE		1			1
HEALTHPARTNERS HUDSON CLINIC			1	100%	1
REGIONAL MEDICAL LABORATORY			1	100%	1
Aristacare at Cedar Oaks		1			1
Walgreens #5914		1			1
STONECREST MEDICAL CENTER		1			1
UABC			1	100%	1
HCR-ManorCare			1	100%	1
PEACE HEALTH FAMILY MEDICINE AT 87TH AVE		1			1
SOUTHWOOD NURSING & RETIREMENT CENTER		1			1
FRITZINGERTOWN SENIOR LIVING		1			1
PARK LANE NURSING HOME		1			1
Carington Park			1	100%	1
IMA MEDICAL CENTER OF SOUTH WEST ORLANDO			1	100%	1
BRIAN C GRINER MD LLC			1	100%	1
NEXT LEVEL URGENT CARE (WOODLANDS)			1	100%	1
FLORIDA CLINICAL LABORATORY INC DBA			1	100%	1

COVID-19: testing by laboratory

Data through May 2, 2021 verified as of May 3, 2021 at 09:25 AM

Data in this report are provisional and subject to change.

The numbers in the table below represent the number of Florida and non-Florida residents for whom test results were received by the Department of Health. A person can be tested by more than one laboratory and can have both positive and negative results. **Therefore, the sum of the numbers in each column will be larger than the total number of people tested.**

Reporting lab	Inconclusive	Negative	Positive	Percent positive	Total
EILEEN TURBESSI MD PA		1			1
WY RETIREMENT CENTER		1			1
Kroger 682 - The Little Clinic Combs and Gantzel		1			1
COLLIER BLVD HMA PHYSICIANS MANAGEMENT LLC			1	100%	1
FLAGLER MEDICAL ASSOCIATES PA			1	100%	1
SANTA MONICA CA-UCLA MC			1	100%	1
DORAL KIDNEY CENTER			1	100%	1
PAMC MICRO LAB			1	100%	1
NEMOURS CHILDREN'S PRIMARY CARE			1	100%	1
HEALTH FIRST HOME CARE		1			1
LINK PHARMACY LLC		1			1
MYCLINIC, INC			1	100%	1
Canandaigua VAMC		1			1
MINUTE CLINIC DIAGNOSTIC PA			1	100%	1
SALUDA NURSING CENTER		1			1
PHYSICIANS IMMEDIATE CARE			1	100%	1
HALIFAX HEALTH PRIMARY CARE			1	100%	1
CONVENIENT URGENT CARE			1	100%	1
FLORHAM PARK ENDOSCOPY CENTER		1			1
CARENOW MIDTOWN			1	100%	1
ORCHARD PARK HEALTH CARE AND REHABILITATION CENTER		1			1
GOLDING-GRANADO MEDICAL ASSOCIATES		1			1
Kroger 419 - The Little Clinic Farmington/Exeter		1			1
MEDEXPRESS URGENT CARE, LEBANON		1			1
MALUHIA		1			1
Encompass Health Littleton		1			1
Lopatcong Center		1			1
Sarah A. Todd Memorial Home		1			1
Trucare Living Centers - Columbus		1			1
Greenhaven Health and Rehabilitation		1			1
TUNIS STREET GROUP HOME		1			1
PANCARE HEALTH - NORTHSIDE ELEMENTARY			1	100%	1
TREASURE COAST COMMUNITY HEALTH INC			1	100%	1
WALGREENS #12322		1			1
USA Healthcare LTC, LLC - Folsom Center for Rehabilitation & Healthca		1			1
Manor Care Health Care Services - Williamsport North		1			1
CHILDRENS SPECIALIST PEDIATRIC PULMMOLOGY &			1	100%	1
PENSACOLA PATHOLOGY		1			1
Eddy Memorial Geriatric Center		1			1
LAURELS OF NORWORTH		1			1
TIMPANOGOS REGIONAL HOSPITAL			1	100%	1
RIO GRANDE REGIONAL HOSPITAL FAMILY PRACTICE CLINC			1	100%	1
DOCTORS CHOICE HOME CARE INC			1	100%	1
PUBLIX PHARMACY #1488		1			1
AUTUMN CARE OF STATESVILLE, LLC		1			1
MISSION HOSPITAL			1	100%	1
MEDICAL CENTER			1	100%	1

COVID-19: testing by laboratory

Data through May 2, 2021 verified as of May 3, 2021 at 09:25 AM

Data in this report are provisional and subject to change.

The numbers in the table below represent the number of Florida and non-Florida residents for whom test results were received by the Department of Health. A person can be tested by more than one laboratory and can have both positive and negative results. **Therefore, the sum of the numbers in each column will be larger than the total number of people tested.**

Reporting lab	Inconclusive	Negative	Positive	Percent positive	Total
MERITER LABORATORIES			1	100%	1
BRIGHAM YOUNG UNIV STUDENT HEALTH CTR			1	100%	1
EXAC CARE CROSSVILLE		1			1
ABE'S GARDEN/PARK MANOR APARTMENTS		1			1
PRISMA HEALTH TUOMEY LABORATORY			1	100%	1
DR DAN C TRIGG MEMORIAL HOSPITAL		1			1
HONEY BROOK MED INVESTORS LTD/DBA		1			1
Waters of Covington		1			1
RIVERVIEW HOSPITAL	1				1
ELAN MANATEE			1	100%	1
CARESOUTH HHA HOLDINGS OF VIRGINIA, LLC			1	100%	1
IMMEDIATE CARE MEDICAL CENTER			1	100%	1
FLORIDA FAMILY LABORATORY		1			1
FAMILY MEDICINE AT CELEBRATION		1			1
DAVENPORT DIALYSIS CENTER		1			1
SOUTHWEST VIRGINIA COMMUNITY HEALTH SYSTEMS			1	100%	1
ACCESS FAMILY CARE LLC			1	100%	1
USF PHYSICIANS GROUP			1	100%	1
Belvoir Woods Health Care Center at The Fairfax		1			1
Caldwell Care		1			1
HARBOR OAKS GOLDEN YEARS			1	100%	1
MOUNT SINAI HOSPITAL OF QUEENS			1	100%	1
MEDICAL CITY NORTH HILLS			1	100%	1
THEDACARE FAMILY MEDICINE GATEWAY			1	100%	1
WEST PALM BEACH PHARMACEUTICALS LLC			1	100%	1
Dexter Health Care		1			1
MARTIN MEMORIAL MEDICENTER			1	100%	1
The Pines at Poughkeepsie Center for Nursing and Rehabilitation		1			1
PATIENT FIRST - FAIRFAX			1	100%	1
BAYCARE OUTREACH LAB AT NEW TAMPA			1	100%	1
BOULDER COMMUNITY HOSPITAL			1	100%	1
UF HEALTH EMERGENCY CENTER LABORATORY		1			1
SPECIALTY MOLECULAR - DENVER			1	100%	1
ACCESS TOTAL CARE			1	100%	1
HILLSBORO MEDICAL CENTER MAIN LABORATO		1			1
SUMMERLIN MEDICAL CENTRE			1	100%	1
CLINICAL PATHOLOGY LABORATORIES SOUTHEAST INC			1	100%	1
CARESOUTH HHA HOLDINGS OF THE TREASURE COAST LLC			1	100%	1
ADVENTHEALTH MEDICAL GROUP SENIOR HEALTH AT			1	100%	1
JMJ FAMILY PRACTICE			1	100%	1
ENCOMPASS HEALTH REHAB HOSP NEW ENGLAND		1			1
BL DIAGNOSTICS LLC			1	100%	1
PRIMARY CARE SERVICES AT WESTMINSTER V		1			1
Chestnut Ridge Nursing & Rehab		1			1
WORKCARE, INC GLOBALFOUNDRIES			1	100%	1
CAMAI COMMUNITY HEALTH CENTER, INC			1	100%	1
PUBLIX PHARMACY #1122		1			1

COVID-19: testing by laboratory

Data through May 2, 2021 verified as of May 3, 2021 at 09:25 AM

Data in this report are provisional and subject to change.

The numbers in the table below represent the number of Florida and non-Florida residents for whom test results were received by the Department of Health. A person can be tested by more than one laboratory and can have both positive and negative results. **Therefore, the sum of the numbers in each column will be larger than the total number of people tested.**

Reporting lab	Inconclusive	Negative	Positive	Percent positive	Total
PARK AVENUE PEDIATRICS PC		1			1
MEDCOR, INC			1	100%	1
Signature Healthcare of Georgetown		1			1
CLINICAL CARE, INC			1	100%	1
MEDCARE-GARNERS FERRY			1	100%	1
KNAPP MEDICAL GROUP			1	100%	1
MEMORIALCARE LONG BEACH MEDICAL CENTER			1	100%	1
GULF COUNTY HEALTH DEPARTMENT			1	100%	1
NEMOUR'S CHILDREN'S CLINIC			1	100%	1
BISHOP KEARNEY		1			1
BRUNSWICK HEALTH AND REHABILITATION CE		1			1
ELKHART GENERAL HOSPITAL			1	100%	1
FAMILY MEDICAL CENTRE			1	100%	1
MISSOURI DEPT. OF HEALTH			1	100%	1
DAYTONA BEACH DIALYSIS			1	100%	1
AURORA HEALTH CARE METRO INC			1	100%	1
NATION'S BEST CARE HOME HEALTH			1	100%	1
UT HEALTH RIO GRANDE VALLEY PRIMARY CARE AT			1	100%	1
Kroger 347 - The Little Clinic Bates Creek		1			1
PEDIATRIC PARTNERS OF ZEPHYRHILLS PA			1	100%	1
Villages of St.Peters		1			1
PALM COAST DRAW STATION/AMERICAN HEALTH ASSOCIATES		1			1
Niles Nursing and Rehab. Center		1			1
Walgreens #19992		1			1
LABONE		1			1
Springdale Village		1			1
CROWNPOINT HEALTHCARE FACILITY		1			1
HEBER VALLEY HOSPITAL			1	100%	1
LAKESIDE MEDICAL CENTER		1			1
SWIFTCARE URGENT CARE, PLLC			1	100%	1
DODGE COUNTY HOSPITAL LABORATORY		1			1
SPEARE MEMORIAL HOSPITAL			1	100%	1
PRIMARY AND URGENT CARE			1	100%	1
PHI LIFE SCIENCES			1	100%	1
HUGH CHATHAM FAMILY MEDICINE INDEPENDENCE		1			1
NORTH PALM CHIDRENS PHYSICIANS			1	100%	1
CSL PLASMA LAB			1	100%	1
CLEMENT MANOR HEALTH CENTER		1			1
HEALTHCARE FOR THE HOMELESS			1	100%	1
UNIVERSAL DIAGNOSTICS LABORATORIES			1	100%	1
CVS AZ10529POCT SCOTTSDALE		1			1
Oakland Nursing and Rehabilitation Center		1			1
INFECTION CONTROL DEPT			1	100%	1
EASTGENE LABORATORIES		1			1
VA COMMUNITY BASED CLINIC - LAKE CITY			1	100%	1
ELDERWOOD AT WAVERLY		1			1
DOCTORS CARE - GREER		1			1

COVID-19: testing by laboratory

Data through May 2, 2021 verified as of May 3, 2021 at 09:25 AM

Data in this report are provisional and subject to change.

The numbers in the table below represent the number of Florida and non-Florida residents for whom test results were received by the Department of Health. A person can be tested by more than one laboratory and can have both positive and negative results. **Therefore, the sum of the numbers in each column will be larger than the total number of people tested.**

Reporting lab	Inconclusive	Negative	Positive	Percent positive	Total
Princeton Place			1	100%	1
WELLMED AT LONGWOOD			1	100%	1
ABINGTON MEMORIAL HOSPITAL			1	100%	1
DOMINION DIAGNOSTICS			1	100%	1
NEW SMYRNA BEACH AMBULATORY CARE CTR			1	100%	1
Crowne Place Assisted Living		1			1
M.D. ANDERSON CANCER CENTER			1	100%	1
NORTH SHORE HEMATOLOGY-ONCOLOGY ASSOCIATES PC		1			1
EVERLYWELL DIAGNOSTICS			1	100%	1
UNIVERSITY OF MARYLAND PATHOLOGY ASSOCIATES			1	100%	1
MORNINGSIDE NURSING AND REHABILITATION		1			1
ABSOLUTE HEALTHCARE			1	100%	1
CONVENIENT MEDICAL AND HEALTH SERVICES			1	100%	1
St. Anne Home		1			1
FRONT PORCH PEDIATRICS PLLC			1	100%	1
MEDEXPRESS NORTHSIDE			1	100%	1
Illiana HCS -Danville VAMC		1			1
HACKENSACK UNIVERSITY MEDICAL CENTER		1			1
Grand Junction VAMC		1			1
PORTSMOUTH REG. HOSPITAL			1	100%	1
CHI ST ALEXIUS TRANSITIONAL CARE UNIT		1			1
PALM BEACH COUNTY SHERIFF OFFICE			1	100%	1
LEHIGH REGIONAL WOUND CENTER			1	100%	1
CVS NV9586POCT RENO		1			1
Good Samaritan Society - Mountian Lake		1			1
GREYSTONE HOME HEALTH OF GREATER ORLANDO LLC		1			1
PATHOLOGYT & LAB MEDICINE SERVICES			1	100%	1
BASCOM PALMER-MICRO LAB			1	100%	1
LAKE MARY DIALYSIS			1	100%	1
NORTHEAST GEORGIA HEALTH SYSTEM			1	100%	1
HEALTHALLIANCE HOSPITAL LABORATORY		1			1
SHRIVERS PHARMACY AND WELLNESS CENTER			1	100%	1
ST. MICHAEL'S ELITE HOSPITAL			1	100%	1
Metairie Healthcare Center			1	100%	1
CAREATC - WISCONSIN PIPE-FITTERS			1	100%	1
DE TAR HOSPITAL			1	100%	1
INTERFAITH MEDICAL CENTER		1			1
TREASURE COAST MEDICAL CONCIERGE LLC			1	100%	1
CARDIOLOGY AND FITNESS MEDICINE		1			1
PCR DIAGNOSTICS			1	100%	1
ALL PEDIATRIC CARE PA			1	100%	1
MICROBIOLOGY DEPARTMENT			1	100%	1
Village Crest Center for Health & Rehabilitation		1			1
ORMC-ARDEN/EOI			1	100%	1
MONROE COUNTY PUBLIC HEALTH DEPARTMENT			1	100%	1
URGENT CARE OF FORT LAUDERDALE INC			1	100%	1
SOMA MEDICAL CENTER PA #2 OAKLAND			1	100%	1

COVID-19: testing by laboratory

Data through May 2, 2021 verified as of May 3, 2021 at 09:25 AM

Data in this report are provisional and subject to change.

The numbers in the table below represent the number of Florida and non-Florida residents for whom test results were received by the Department of Health. A person can be tested by more than one laboratory and can have both positive and negative results. **Therefore, the sum of the numbers in each column will be larger than the total number of people tested.**

Reporting lab	Inconclusive	Negative	Positive	Percent positive	Total
CVS KS8573POCT OVERLAND PARK		1			1
Fargo VA Healthcare System		1			1
GOOD SAMARITAN SOCIETY - DE SMET		1			1
PHOEBE PRIMARY CARE CAMILLA			1	100%	1
ALAFAYA WOODS FAMILY MEDICAL CENTER		1			1
Mayfair Village Nursing Care Center		1			1
KINGWOOD EMERGENCY HOSPITAL			1	100%	1
UMMC MIDTOWN CAMPUS			1	100%	1
DEERFIELD BEACH REHABILITATION AND NURSING			1	100%	1
CHP COVID-19 (TX)			1	100%	1
UNIVERSITY PLACE NURSING CENTER		1			1
Cloverdale Rehabilitation and Nursing Center		1			1
Abernethy Laurels		1			1
FAMILY PRACTICE ASSOCIATES		1			1
Kroger 909 - The Little Clinic Hamilton			1	100%	1
BRUSHY CREEK FAMILY HOSPITAL			1	100%	1
THE HOSPITALS OF PROVIDENCE EMERGENCY ROOM			1	100%	1
HAVASU REGIONAL MEDICAL CENTER			1	100%	1
PERFECT HEALTH URGENT CARE AND MEDICAL		1			1
ELEMENTS PHARMACY			1	100%	1
MARION GENERAL HOSPITAL			1	100%	1
CARESPOT - MIAMI GARDENS			1	100%	1
MEDEXPRESS URGENT CARE - PATRICK STREE			1	100%	1
Kroger 410 - The Little Clinic Trinity		1			1
RESTORE MEDICAL PARTNERS PLLC			1	100%	1
METROWEST MEDICAL CENTER - FRAMINGHAM			1	100%	1
MEDEXPRESS URGENT CARE - PINE BLUFF S		1			1
UNITED HEALTHCARE			1	100%	1
BAM INC		1			1
FOUR FREEDOMS DIALYSIS			1	100%	1
PROVIDENCE ST. PATRICK HOSPITAL			1	100%	1
UNIVERISTY HOSPITAL			1	100%	1
PRIME HEALTHCARE SERVICES		1			1
FLORIDA DEPARTMENT OF HEALTH IN CITRUS COUNTY		1			1
Perham Living			1	100%	1
FIRST CARE OF GAINESVILLE			1	100%	1
LIFECARE MEDICAL CENTER			1	100%	1
APOLLOMDX LLC			1	100%	1
LONG ISLAND MINIMALLY INVASIVE SURGERY		1			1
Kroger 929 - The Little Clinic Corryville		1			1
EDWARD HOSPITAL			1	100%	1
NULL			1	100%	1
CARLTON SHORES HEALTH AND REHABILITATION CENTER			1	100%	1
UF HEALTH FAMILY MEDICINE-GOODBYS CREEK			1	100%	1
FAMILY PHYSICIANS OF WINTER PARK, INC			1	100%	1
BLACK SHEEP MEDICAL			1	100%	1
JOHN D. ARCHBOLD MEMORIAL HOSPITAL			1	100%	1

COVID-19: testing by laboratory

Data through May 2, 2021 verified as of May 3, 2021 at 09:25 AM

Data in this report are provisional and subject to change.

The numbers in the table below represent the number of Florida and non-Florida residents for whom test results were received by the Department of Health. A person can be tested by more than one laboratory and can have both positive and negative results. **Therefore, the sum of the numbers in each column will be larger than the total number of people tested.**

Reporting lab	Inconclusive	Negative	Positive	Percent positive	Total
NORTH MIAMI BEACH SURGICAL CENTER			1	100%	1
ARNOLD PALMER HOSPITAL LAB POCT		1			1
Elderwood at Lancaster		1			1
STONESPRINGS HOSPITAL CENTER			1	100%	1
LANTANA HC LAB			1	100%	1
CULVER CITY URGENT CARE			1	100%	1
COSTAMED GRUPO MEDICO			1	100%	1
CEPERO PEDIATRICS PA			1	100%	1
Redwood Springs Healthcare			1	100%	1
FRESENIUS KIDNEY CARE OCALA			1	100%	1
WELLSTAR KENNESAW MEDICAL CENTER		1			1
SEPULVEDA OUTPATIENT AND NURSING HOME CARE			1	100%	1
FELD ENTERTAINMENT			1	100%	1
ADVANCED URGENT CARE PLLC		1			1
SHANDSCAIR FLIGHT PROGRAM			1	100%	1
CLUB HEALTH AND REHABILITATION CENTER, THE		1			1
PM PEDIATRICS OF VIRGINIA			1	100%	1
BEAUMONT HOSPITAL, GROSSE POINTE			1	100%	1
Crowne Health Care of Thomasville		1			1
PRINCIPLE DIAGNOSTICS LLC			1	100%	1
PINEVILLE PHARMACY			1	100%	1
ADVENT HEALTH MEDICAL GROUP MULTISPECIALTY			1	100%	1
Citadel		1			1
JAMES A HENRY MD LLC			1	100%	1
MEDPOST URGENT CARE - CIBOLO			1	100%	1
GPI MEDICAL CENTER, INC			1	100%	1
VICTORIA PAIN AND REHABILITATION CENTER			1	100%	1
TITAN GENOMICS, LLC			1	100%	1
RAAZI CLINICAL LABORATORY LLC			1	100%	1
Dugan Memorial Home		1			1
BAPTIST MEDICAL PLAZA AT MIAMI LAKES DIAGNOSTICS			1	100%	1
PHYSICIANS OF CENTRAL FLORIDA			1	100%	1
ACCULAB			1	100%	1
PARK CITY HOSPITAL - RESPIRATORY CARE SERVICES			1	100%	1
SARASOTA MEMORIAL HOSPITAL		1			1
GARDENS PEDIATRICS LAB			1	100%	1
KNOX COMMUNITY HOSPITAL			1	100%	1
AUGUSTA HEALTH SD			1	100%	1
LINCOLN COUNTY MEDICAL CENTER		1			1
BRIDGEWATER PARK ASSISTED LIVING LLC			1	100%	1
DEPARTMENT OF HEALTH SERVICES			1	100%	1
Arlington Health and Rehabilitation		1			1
Smg/North Jersey Hematology & Oncology		1			1
LOUNDY		1			1
Encompass Health Rehab Hosp Harmarville		1			1
SOUTHERN OHIO MEDICAL CENTER			1	100%	1
GABRIELA GOLDSTEIN MD PA			1	100%	1

COVID-19: testing by laboratory

Data through May 2, 2021 verified as of May 3, 2021 at 09:25 AM

Data in this report are provisional and subject to change.

The numbers in the table below represent the number of Florida and non-Florida residents for whom test results were received by the Department of Health. A person can be tested by more than one laboratory and can have both positive and negative results. **Therefore, the sum of the numbers in each column will be larger than the total number of people tested.**

Reporting lab	Inconclusive	Negative	Positive	Percent positive	Total
SANFORD LABORATORY BISMARCK			1	100%	1
OHIOHEALTH URGENT CARE			1	100%	1
Errera Community Care Center		1			1
PUBLIX PHARMACY #0332		1			1
LCMC LAB SUBSECTION		1			1
PATHOLOGY ASSOCIATES			1	100%	1
Kroger 086 - The Little Clinic Broomfield-Sheridan		1			1
HOLYCROSS URGENT CARE AND IMAGING CENTER		1			1
VETERANS AFFAIRS MEDICAL CENTER - EAST ORANGE			1	100%	1
ARISTACARE AT MANCHESTER		1			1
LAURELS OF ATHENS, THE		1			1
Advanced Health Care of St. George		1			1
SISTERS MISSION			1	100%	1
MEDEX CLINIC LLC			1	100%	1
ADVENTHEALTH DURAND			1	100%	1
Kingston of Ashland		1			1
WALGREENS #12624		1			1
LADY OF THE SEA HOSPITAL LAB			1	100%	1
TRANSCEND PERFORMANCE AND LIFESTYLE INSTITUTE			1	100%	1
SUTTER GOULD MEDICAL FOUNDATION			1	100%	1
NEW ERA HEALTH CENTER INC		1			1
ELLIS HOSPITAL URGENT CARE CENTER LAB		1			1
ALL AMERICAN FAMILY AND GERIATRIC CARE			1	100%	1
THE MEDICAL CENTER AT SCOTTSVILLE			1	100%	1
PALM SPRINGS GENERAL HOSPITAL			1	100%	1
PUTNAM CO HOSPITAL-D/B/A ASBURY TOWERS		1			1
LIFE CARE CENTER OF GWINNETT		1			1
Integrity Healthcare of Carbondale			1	100%	1
SAINT ALPHONSUS REGIONAL MEDICAL CENTER			1	100%	1
MADISON AT OVIEDO			1	100%	1
SELF REGIONAL HEALTHCARE			1	100%	1
POETS WALK SARASOTA			1	100%	1
SPELMAN COLLEGE DEPT OF HEALTH SERVICE		1			1
TITUSVILLE TOWERS ASSISTED LIVING		1			1
OPTI MED PHARMACY		1			1
SHANNON CLARK OD, PA			1	100%	1
CHRISTUS GOOD SHEPHERD MEDICAL CENTER			1	100%	1
Bivins Pointe			1	100%	1
FAMILY & INTERNAL MEDICINE CENTER		1			1
BAPTIST ASI			1	100%	1
NEW HANOVER REGIONAL MEDICAL CENTER			1	100%	1
LABORATORIO MEDICO CENTRAL CONDOMINO MD			1	100%	1
MAHONEY PEDIATRICS PA			1	100%	1
ST. LUKE'S HOSPITAL			1	100%	1
El Paso Health Care Center			1	100%	1
SANTA MONICA FERTILITY			1	100%	1
SOUTH SEMINOLE HOSPITAL POCT			1	100%	1

COVID-19: testing by laboratory

Data through May 2, 2021 verified as of May 3, 2021 at 09:25 AM

Data in this report are provisional and subject to change.

The numbers in the table below represent the number of Florida and non-Florida residents for whom test results were received by the Department of Health. A person can be tested by more than one laboratory and can have both positive and negative results. **Therefore, the sum of the numbers in each column will be larger than the total number of people tested.**

Reporting lab	Inconclusive	Negative	Positive	Percent positive	Total
The Jordan Center		1			1
MANCHESTER COMMONS		1			1
ABBOTT LABORATORIES ROSS PRODUCTS			1	100%	1
Lakeland Nursing and Rehabilitation Center LLC		1			1
Maple Lane Nursing Home		1			1
WELLSTREET SMYNA URGENT CARE		1			1
CVS IL2297652CV CHICAGO		1			1
Willow Ridge Center		1			1
Eagle Point Health Care Center		1			1
MEDEXPRESS URGENT CARE - WAYNESBURG		1			1
PEDIATRIC ASSOCIATES - JACKSONVILLE			1	100%	1
MARINA DEL REY HOSPITAL LAB			1	100%	1
AMALIA'S COMMUNITY CLINIC, CORP			1	100%	1
Country View of Sunbury			1	100%	1
CORNERSTONE OF RECOVERY INC		1			1
The Carrington		1			1
AFTER HOURS CLINIC			1	100%	1
St. Ann Rehabilitation and Nursing Center		1			1
AdventHealth Care Center Zephyrhills North			1	100%	1
UF HEALTH THE VILLAGES			1	100%	1
FREEPORT ER DOX URGENT CARE		1			1
OAKWOOD HOSPITAL - DEARBORN LAB			1	100%	1
LAKE REGIONAL HEALTH			1	100%	1
MOSOLF PEDIATRICS PA			1	100%	1
UT HEALTH RGV CLINICAL LABORATORY			1	100%	1
APPLECARE URGENT CARE JESUP			1	100%	1
KROGER 785 - THE LITTLE CLINIC DIXIE HWY		1			1
INTERNAL MEDICINE ASSOCIATES		1			1
CHI ST. LUKE'S HEALTH BCM MEDICAL CENTER			1	100%	1
EMERALD HEALTH CARE		1			1
CENTRAL TX URGENT CARE			1	100%	1
STANLY REGIONAL MEDICAL CENTER			1	100%	1
FLORIDA STATE UNIVERSITY HEALTH SERVICES			1	100%	1
PUBLIC HEALTH LABORATORIES			1	100%	1
STAMFORD HOSPITAL			1	100%	1
Walgreens #17445		1			1
BOCA RATON PHYSICIANS PA			1	100%	1
BUREAU COUNTY HEALTH DEPT			1	100%	1
JOHNSON MEDICAL SERVICES			1	100%	1
FAIRVIEW HOSPITAL			1	100%	1
NCH HEALTHCARE CREEKSIDE ENDOSCOPY			1	100%	1
PLANT CITY FIRE RESCUE		1			1
YOUR HEALTH PEDIATRICS INC			1	100%	1
EAST END PEDIATRICS		1			1
BIOLOGICAL AND CHEMICAL EMERGENCIES LABORATORY			1	100%	1
BLUE RIDGE URGENT CARE MORGANTON			1	100%	1
CHILTON URGENT CARE			1	100%	1

COVID-19: testing by laboratory

Data through May 2, 2021 verified as of May 3, 2021 at 09:25 AM

Data in this report are provisional and subject to change.

The numbers in the table below represent the number of Florida and non-Florida residents for whom test results were received by the Department of Health. A person can be tested by more than one laboratory and can have both positive and negative results. **Therefore, the sum of the numbers in each column will be larger than the total number of people tested.**

Reporting lab	Inconclusive	Negative	Positive	Percent positive	Total
FLORIDA MEDICAL CLINIC, PA		1			1
COSTCO PHARMACY #1023			1	100%	1
JOHN HOPKINS WELLNESS CENTER PEPSICO			1	100%	1
HOSPITALS OF PROVIDENCE TRANSMOUNTAIN CAMPUS, THE			1	100%	1
ONPOINT URGENT CARE			1	100%	1
Garden Villa Bedford		1			1
WALGREENS #11572		1			1
INTERNAL MEDICINE EMILIA MURRAY MD PA		1			1
XSTREMEMD			1	100%	1
MISSOURI DEPARTMENT OF HEALTH AND SENIOR SERVICES - STATE PH LAB		1			1
CVS AZ4795POCT MESA		1			1
CARENOW URGENT CARE-HENDERSONVILLE		1			1
MERITUS MEDICAL CENTER			1	100%	1
SOUTHEASTERN INTEGRATED MEDICAL PL			1	100%	1
BETHESDA HEALTH PHYSICIANS GROUP		1			1
Excel Care Center			1	100%	1
PEDIATRIC URGENT CARE CENTR OF FORT WORTH-LA GRAN			1	100%	1
LEE MEMORIAL HOSPITAL OUTPATIENT SURGERY CENTER			1	100%	1
Kroger 532 - The Little Clinic Murfreesboro		1			1
WELLMED AT LINEBAUGH AVE			1	100%	1
ASHLEY PEDICATRICS DAY AND NIGHT CLINIC			1	100%	1
NICKLAUS CHILDREN'S DORAL OUTPATIENT CENTER			1	100%	1
ADVENTHEALTH MEDICAL GROUP PEDIATRICS DIABETES &			1	100%	1
HOMESTEAD MEDICAL CLINIC PA			1	100%	1
NANCY M WORTHINGTON MD PA			1	100%	1
WINCHESTER HOSPITAL			1	100%	1
RESIDENCES AT MIAMI / REIGN GARDENS LLC, THE			1	100%	1
Kroger - KR070300083			1	100%	1
MID-SOUTH URGENT CARE, PLLC			1	100%	1
ManorCare Yeadon		1			1
MEDLABS OF FLORIDA LLC D/B/A MEDLABS DIAGNOSTICS		1			1
SIGNATURE CARE COLLEGE STATION			1	100%	1
Hearthstone Nursing and Rehabilitation Center		1			1
BATESVILLE - SHERWOOD URGENT CARE			1	100%	1
CONCENTRA - LEESBURG		1			1
LABWORKS LLC			1	100%	1
CVS SC7012POCT BALLENTINE			1	100%	1
SONORAN DESERT PATHOLOGY			1	100%	1
Woodstock Nursing and Rehabilitation Center		1			1
WELLCARE URGENT CARE			1	100%	1
ORDRS, INC.			1	100%	1
SC-GA2018 MCCORMICK REHAB & HEALTHCARE		1			1
RIVERSIDE PEDIATRIC GROUP, INC		1			1
WALGREENS #06025		1			1
KATHY L ANDERSON DO PA			1	100%	1
HERITAGE HEALTHCARE CENTER AT TALLAHASSEE			1	100%	1
PARKVIEW OUTREACH COMMUNITY CENTER			1	100%	1

COVID-19: testing by laboratory

Data through May 2, 2021 verified as of May 3, 2021 at 09:25 AM

Data in this report are provisional and subject to change.

The numbers in the table below represent the number of Florida and non-Florida residents for whom test results were received by the Department of Health. A person can be tested by more than one laboratory and can have both positive and negative results. **Therefore, the sum of the numbers in each column will be larger than the total number of people tested.**

Reporting lab	Inconclusive	Negative	Positive	Percent positive	Total
WESTCHESTER MEDICAL CENTER ADVANCED		1			1
BROOKDALE FORT WALTON BEACH			1	100%	1
CATHEDRAL GERONTOLOGY CENTER DBA CATHEDRAL CARES			1	100%	1
IMMY LABS			1	100%	1
MAYO MEDICAL LABORATORIES			1	100%	1
SAINT JOSEPH'S HOSPITAL AND MEDICAL CENTER		1			1
CVS TN6394POCT BRENTWOOD		1			1
Seal Rock Healthcare		1			1
HEALTH ALLIANCE			1	100%	1
KID FIXERS		1			1
Lutheran Community at Telford		1			1
AML DIAGNOSTICS- ADV TESTING IN METABOLIC MEDICINE			1	100%	1
BOYKIN		1			1
BAPTIST HEALTH FLOYD			1	100%	1
QUINCY DIALYSIS			1	100%	1
ENT & ALLERGY ASSOCIATES, LLP - SLEEPY HOLLOW (ABBOTT)		1			1
CLIFTON SPRINGS		1			1
FAST TEST NOW		1			1
Jewish Senior Services		1			1
PROVIDENCE ST PETER HOSPITAL		1			1
Medilodge of Midland		1			1
PALM BEACH COUNTY HEALTH DEPT.			1	100%	1
MORGAN STANELY HEALTH CENTER		1			1
WALGREEN#12147		1			1
Walgreens #9620		1			1
BLOOMINGDALE MEDICAL ASSOC			1	100%	1
ICARE		1			1
SLIDELL MEMORIAL HOSPITAL			1	100%	1
HENRICO DOCTOR'S LABORATORY			1	100%	1
IVAN, MAYA			1	100%	1
LAKE COMMUNITY ACTION AGENCY		1			1
ORMOND BEACH DIALYSIS			1	100%	1
Kroger 541 - The Little Clinic Long Hollow Pike		1			1
MED FIRST IMMEDIATE CARE AND FAMILY PRACTICE			1	100%	1
BROOKSVILLE REGIONAL HOSP PATIENT CARE SERVICES			1	100%	1
Brattleboro Crossings LLC dba Pine Heights at Brattleboro		1			1
OAKVIEW INC		1			1
Birmingham Nursing & Rehab Center		1			1
LOUISIANA STATE LAB			1	100%	1
INDIAN RIVER CLINICAL LABORATORY, INC.		1			1
LOURDES URGENT CARE			1	100%	1
UF HEALTH - WILDLIGHT			1	100%	1
LOPEZ		1			1
SPARTA HEALTH & REHAB		1			1
ABBOTT LABORATORIES - OCCUPATIONAL HEALTH SERVICES			1	100%	1
Bay View Nursing and Rehabilitation Center			1	100%	1
BALLAD HEALTH MEDICAL ASSOCIATES URGENT CARE			1	100%	1

COVID-19: testing by laboratory

Data through May 2, 2021 verified as of May 3, 2021 at 09:25 AM

Data in this report are provisional and subject to change.

The numbers in the table below represent the number of Florida and non-Florida residents for whom test results were received by the Department of Health. A person can be tested by more than one laboratory and can have both positive and negative results. **Therefore, the sum of the numbers in each column will be larger than the total number of people tested.**

Reporting lab	Inconclusive	Negative	Positive	Percent positive	Total
PASTEUR MEDICAL HIALEAH GARDEN LLC			1	100%	1
SOUTH FLORIDA EVALUATION AND TREATMENT		1			1
LAREDO CARE CLINIC NORTH		1			1
RM LAB LLC DBA EXPRESS LAB		1			1
NEW RIVER HEALTH DISTRICT			1	100%	1
SUPERKIDS PEDIATRICS			1	100%	1
MCCORMICK AMBULANCE		1			1
MARTIN ARMY COMMUNITY HOSPITAL			1	100%	1
CSI LABORATORIES FLORIDA			1	100%	1
ST CATHERINE HOSPITAL LABORATORY			1	100%	1
SANTA CRUZ COUNTY HEALTH SERVICES			1	100%	1
OKLAHOMA BLOOD INSTITUTE			1	100%	1
Orange City Nursing and Rehab Center			1	100%	1
PM PEDIATRICS PC			1	100%	1
THE CLINIC ON SIXTH			1	100%	1
BAPTIST HEALTH EXPRESS CARE			1	100%	1
MAGGY PHARMACY INC		1			1
CENTRAL FLORIDA MEDICAL CARE			1	100%	1
PARK AVENUE MEDICAL PROFESSIONALS		1			1
Kroger 49 - The Little Clinic Wichita - 21st St.			1	100%	1
CORPUS CHRISTI MEDICAL CENTER			1	100%	1
LABTEST LLC LABTEST DIAGNOSTICS			1	100%	1
PATIENT FIRST - NEWTOWN ROAD			1	100%	1
TMH PHYSICIAN PARTNERS QUINCY			1	100%	1
HAWAII DEPARTMENT OF HEALTH LAB			1	100%	1
COMMONWEALTH OF VIRGINIA DIVISION OF CONSOLIDATED LABORATORY SERVICES			1	100%	1
SOUTH FLORIDA URGENT CARE CENTERS, LLC			1	100%	1
DW MCMILLAN MEMORIAL HOSPITAL LABORATORY			1	100%	1
EMBASSY LAKES ARTIFICIAL KIDNEY CENTER			1	100%	1
SPACE COAST COMMUNITY PHARMACY			1	100%	1
ASCENSION ST VINCENT'S - WESTSIDE			1	100%	1
DEACONESS URGENT CARE CENTER			1	100%	1
INTEGRIS SEMINOLE EMERGENCY DEPT			1	100%	1
THE NEW JEWISH HOME		1			1
KIDS HEALTH ALLIANCE PA			1	100%	1
Lenbrook		1			1
SOUTHERN WINDS			1	100%	1
MIL LAKE HEALTHCARE CENTER INC PEDIATRICS			1	100%	1
NORTH PALM BEACH DIALYSIS CENTER			1	100%	1
COUNTRYSIDE PEDIATRIC CARE PA			1	100%	1
HARRIS COUNTY PUBLIC HEALTH SERVICES			1	100%	1
PANCARE HEALTH - CARR ELEM & MIDDLE SCHOOL			1	100%	1
LIFELINK FOUNDATION INC D/B/A			1	100%	1
CARRINGTON, LLC D/B/A THE CARRINGTON		1			1
ULTIMATE ANALYSIS LABORATORY			1	100%	1
SOMA MEDICAL CENTER PA #2			1	100%	1
SANDPIPER CLUSTER		1			1

COVID-19: testing by laboratory

Data through May 2, 2021 verified as of May 3, 2021 at 09:25 AM

Data in this report are provisional and subject to change.

The numbers in the table below represent the number of Florida and non-Florida residents for whom test results were received by the Department of Health. A person can be tested by more than one laboratory and can have both positive and negative results. **Therefore, the sum of the numbers in each column will be larger than the total number of people tested.**

Reporting lab	Inconclusive	Negative	Positive	Percent positive	Total
UNIVERSITY OF FLORIDA			1	100%	1
BAPTIST HEALTH ASI			1	100%	1
CONSULATE HEALTH CARE OF VERO BEACH			1	100%	1
MEDIPLUS CLINIC, INC			1	100%	1
ROCK RAPIDS HEALTH CENTRE		1			1
PUBLIX PHARMACY # 1236			1	100%	1
GOOD SHEPHERD HEALTH SYSTEM			1	100%	1
WELLOW URGENT CARE-OSWEGO			1	100%	1
EAST FL CORE LAB			1	100%	1
TMH CANCER CENTER LABORATORY			1	100%	1
EXCEPTIONAL EMERGENCY CENTER			1	100%	1
GARDENS AT MAPLEWOOD			1	100%	1
PELICAN STATE OUTPATIENT CENTER			1	100%	1
PHYSICIANS PRIMARY CARE LEHIGH PEDS			1	100%	1
Glen Haven Health and Rehabilitation LLC		1			1
JOSHUA E CHESIR MD		1			1
FAIRHAVEN		1			1
NORTH RIVER FAMILY HEALTH CENTER			1	100%	1
PALMETTO CHARTER SCHOOL		1			1
ADAMS COUNTY HEALTH DEPARTMENT			1	100%	1
PAUL C SCHWARTZ & MELVIN L WEIDMAN		1			1
FLORIDA DIGESTIVE AND LIVER SPECIALISTS			1	100%	1
West Bay of Tampa Center			1	100%	1
DECATUR MORGAN HOSPITAL - DECATUR GENE		1			1
NORTHEAST TEXAS DIALYSIS		1			1
TMH PHYSICIAN PARTNERS			1	100%	1
SARASOTA MEMORIAL HEALTHCARE			1	100%	1
MED TECH CLINICAL LABORATORY		1			1
ATMORE COMMUNITY HOSPITAL			1	100%	1
NF Escambia, LLC DBA Olive BranchHealth and Rehabilitaion Center			1	100%	1
Juniper Village at Bucks County		1			1
VERMONT DEPT OF HEALTH LABORATORY			1	100%	1
Kroger 717 - The Little Clinic Dolphin Drive			1	100%	1
PowerBack Piscataway Center		1			1
LSU MEDICAL CENTER			1	100%	1
THOMAS HOSPITAL			1	100%	1
PHOENIX PROGRAMS OF FLORIDA INC		1			1
BENEWAH COMMUNITY HOSPITAL		1			1
DIXIE COUNTY JAIL			1	100%	1
ESOTERIC LAB			1	100%	1
OASIS FAMILY RESORT IN THE SPRINGS LLC		1			1
MERCY HOME		1			1
RIVERSIDE REGIONAL MED CENTER			1	100%	1
UNIVERSITY OF NORTH CAROLINA HOSPITALS			1	100%	1
ADVANTA LABS, LLC		1			1
Kroger 923 - The Little Clinic Centerville		1			1
LITTLE COMPANY OF MARY HOSPITAL			1	100%	1

COVID-19: testing by laboratory

Data through May 2, 2021 verified as of May 3, 2021 at 09:25 AM

Data in this report are provisional and subject to change.

The numbers in the table below represent the number of Florida and non-Florida residents for whom test results were received by the Department of Health. A person can be tested by more than one laboratory and can have both positive and negative results. **Therefore, the sum of the numbers in each column will be larger than the total number of people tested.**

Reporting lab	Inconclusive	Negative	Positive	Percent positive	Total
SAN ANTONIO DERMATOLOGY AND MEDICAL SPA			1	100%	1
Victoria Manor		1			1
MEDCOR INC			1	100%	1
RED HOOK FAMILY PRACTICE		1			1
ADVENTHEALTH MEDICAL GROUP INTERNAL MEDICINE AT MILLS			1	100%	1
Trenton Health and Rehabilitation		1			1
KENNEDY BOULEVARD DIALYSIS			1	100%	1
SUMMER PLACE NURSING & REHABILITATION		1			1
White River Health Care Center		1			1
EUGENE T FINAN, MD			1	100%	1
PRACTITIONERS IN MOTION			1	100%	1
CRESTVIEW MED CLIN LAB			1	100%	1
PINNACLE DIALYSIS		1			1
VillageCare Rehabilitation and Nursing Center		1			1
LOUIS STOKES CLEVELAND VA MEDICAL CENTER			1	100%	1
SAMSON MEDICAL CLINIC			1	100%	1
SAINT AGNES HOSPITAL			1	100%	1
NORTHWEST FLORIDA SPECIALTY PHYSICIANS LLC		1			1
SOUTHWESTERN VERMONT MEDICAL CENTER			1	100%	1
Erwin Health Care Center		1			1
FLAGLER COUNTY BOARD OF COUNTY COMMISSIONERS			1	100%	1
Kroger 126 - The Little Clinic Cottonwood		1			1
STAYING HEALTHY MEDICAL SERVICES			1	100%	1
TILE PHARMACY		1			1
NORTH FLORIDA REGIONAL MEDICAL CENTER EMERGENCY			1	100%	1
LADY LAKE FAMILY MEDICINE			1	100%	1
CONCIERGE INTERNAL MEDICINE ASSOCIATES			1	100%	1
OPTIMAL MEDICINE INC		1			1
Kroger 699 - The Little Clinic Smyrna		1			1
INDIANA STATE DEPARTMENT OF HEALTH CLINIC MICROBIOLOGY		1			1
C A R E S		1			1
FHPG INTERNAL MEDICINE OF BRANDON			1	100%	1
LOVELACE WOMEN'S HOSPITAL		1			1
VISTA DEL SOL MED ASSOC		1			1
DESERT ROSE FL LLC		1			1
HEALTH PLUS SUNRISE MEDICAL OFFICE			1	100%	1
LAKE VISTA DIALYSIS			1	100%	1
COLE DIAGNOSTICS - BOISE		1			1
MEDSTAR HEALTH URGENT CARE			1	100%	1
REGIONAL MED CTR BAYONET POINT			1	100%	1
VERITAS GENETICS, INC.			1	100%	1
WALGREENS #04786		1			1
PRIMARY CARE GROUP LLC		1			1
Senatobia Healthcare & Rehab		1			1
KODIAK AREA NATIVE ASSOCIATION-KANA			1	100%	1
GENESEE COUNTY HEALTH DEPARTMENT		1			1
REELFOOT FAMILY WALK-IN CLINIC		1			1

COVID-19: testing by laboratory

Data through May 2, 2021 verified as of May 3, 2021 at 09:25 AM

Data in this report are provisional and subject to change.

The numbers in the table below represent the number of Florida and non-Florida residents for whom test results were received by the Department of Health. A person can be tested by more than one laboratory and can have both positive and negative results. **Therefore, the sum of the numbers in each column will be larger than the total number of people tested.**

Reporting lab	Inconclusive	Negative	Positive	Percent positive	Total
Garden View Care Center at Dougherty Ferry		1			1
WINDSOR MANOR			1	100%	1
CAREFIRST URGENT CARE - BEECHMONT			1	100%	1
SOUTHERN FAMILY HEALTH			1	100%	1
ST FRANCIS COLLEGE WELLNESS CENTER		1			1
CASS LAKE PHS INDIAN HOSPITAL		1			1
DORNOCH PLACE DEL PRADO		1			1
ADVENTHEALTH IMAGING WINTERGARDEN		1			1
FINLAY MEDICAL RESEARCH CORP			1	100%	1
INLET CONCIERGE MEDICINE			1	100%	1
HOWELL BRANCH COURT			1	100%	1
BAXTER REGIONAL MEDICAL CENTER			1	100%	1
NLAC SUMMERBIO			1	100%	1
AMD			1	100%	1
OPTUM OF HIALEAH		1			1
PARK AVENUE DERMATOLOGY NORTH			1	100%	1
MIAMI VASCULAR SURGERY			1	100%	1
CAROMONT HEALTH			1	100%	1
TWIN			1	100%	1
BROOKDALE AVONDALE (BU 04360)			1	100%	1
Elderwood at Williamsville		1			1
ARKANSAS PUBLIC HEALTH LABORATORY		1			1
ISLANDS ASSISTED LIVING FACILITY,THE			1	100%	1
NEMOURS CHILDREN'S PRIMARY CARE, ST CLOUD			1	100%	1
SCRIPTS PLUS INC DBA THE MEDICINE SHOP		1			1
COMMUNITY MEDICAL CARE			1	100%	1
HEALTHPLUS			1	100%	1
Kroger 350 - The Little Clinic New Cut Road		1			1
RIVERVIEW HOSPITAL D/B/A UNIVERSITY		1			1
SILVERMAN			1	100%	1
PARTNERS IN PRIMARY CARE		1			1
TCPA CLINICAL LABORATORIES			1	100%	1
MINUTECLINIC DIAGNOSTIC OF TN PC #6437		1			1
BIOMAT USA INC			1	100%	1
Wexner Heritage House			1	100%	1
MEMORIAL HOSPITAL - BELLEVILLE			1	100%	1
SOUTHWEST ORLANDO FAMILY MEDICINE, PL			1	100%	1
AIRPORT MEDICAL SOLUTIONS ORLANDO			1	100%	1
LEE HEALTH KIDS URGENT CARE		1			1
US PUBLIC HEALTH SERVICE HOSPITAL			1	100%	1
SOUTHEASTERN HEALTH FACILITES, INC		1			1
DR. K PEDIATRICS			1	100%	1
WAYCROSS INTRTNAL MEDICINE			1	100%	1
NHC PLACE AT COOL SPRINGS		1			1
TRAVIS LEE THOMPSON MD			1	100%	1
NORTHEAST BAPTIST HOSPITAL			1	100%	1
St Mary's d'Youville Pavilion		1			1

COVID-19: testing by laboratory

Data through May 2, 2021 verified as of May 3, 2021 at 09:25 AM

Data in this report are provisional and subject to change.

The numbers in the table below represent the number of Florida and non-Florida residents for whom test results were received by the Department of Health. A person can be tested by more than one laboratory and can have both positive and negative results. **Therefore, the sum of the numbers in each column will be larger than the total number of people tested.**

Reporting lab	Inconclusive	Negative	Positive	Percent positive	Total
RUBY MEMORIAL HOSP. LAB			1	100%	1
Mission Arch Center		1			1
Wayne County Nursing Home		1			1
STEWART MEDICAL GROUP INC			1	100%	1
Vibrantlife of El Paso Rehabilitation Center			1	100%	1
SPRING VALLEY HOSPITAL MEDICAL CENTER			1	100%	1
Walgreens #10851		1			1
AFTER HOURS CARE OF AMERICUS INCORPORA			1	100%	1
CENTRAL FLORIDA HEALTH CARE, INC			1	100%	1
CAROLINA BAY HEALTHCARE CTR OF WILMING		1			1
ATRIA TAMARAC			1	100%	1
Carrollton Manor Inc		1			1
FRESENIUS SOUTH FORT MYERS		1			1
Erie VAMC		1			1
BAPTIST HOSPITAL FAMILY MEDICINE TIGER POINT			1	100%	1
KIDS CARE PEDIATRICS			1	100%	1
JUPITER MEDICAL CENTER INC			1	100%	1
BERKSHIRE MEDICAL CENTER			1	100%	1
ST MARY'S OF SAGINAW		1			1
WILSON FAMILY MEDICINE LLC		1			1
CONNECTICUT PEDIATRICS @ CHC		1			1
PHOEBE HOME INC		1			1
Iosco County Medical Care Facility		1			1
NORTHEAST REGIONAL MEDICAL CENTER			1	100%	1
Alden North Shore			1	100%	1
TANNER CLINIC			1	100%	1
MCR HEALTH MEDICAL EXPRESS			1	100%	1
CARENOW MURFREESBORO MEDICAL CENTER PK		1			1
EMORY DECATUR HOSPITAL - EMORY MEDICAL		1			1
LOURDES-NOREEN MCKEEN RESIDENCE□			1	100%	1
Alaska Domiciliary Care for Homeless Veterans		1			1
STERLING HOUSE OF PORT ORANGE		1			1
LAKE LURE HEALTH CENTER			1	100%	1
FLAGLER CARE CENTER			1	100%	1
BAPTIST MINOR MEDICAL CENTER			1	100%	1
HOSPITAL SISTERS HEALTH SYSTEM (HSHS)			1	100%	1
PARKVIEW REGIONAL MEDICAL CENTER			1	100%	1
Imperial Healthcare Centre			1	100%	1
GOOD SAMARITAN SOCIETY-FOREST CITY		1			1
CVS MO8595POCT RAYMORE		1			1
GEORGE WASHINGTON UNIVERSITY HOSPITAL			1	100%	1
AUSTIN URGENT CARE			1	100%	1
BAPTIST HOSPITAL EAST			1	100%	1
Big River Nursing and Rehab		1			1
CHILDREN'S MEMORIAL HOSPITAL			1	100%	1
SSC NASHVILLE OPERATING CO LLC D/B/A		1			1
THE CHRIST HOSPITAL			1	100%	1

COVID-19: testing by laboratory

Data through May 2, 2021 verified as of May 3, 2021 at 09:25 AM

Data in this report are provisional and subject to change.

The numbers in the table below represent the number of Florida and non-Florida residents for whom test results were received by the Department of Health. A person can be tested by more than one laboratory and can have both positive and negative results. **Therefore, the sum of the numbers in each column will be larger than the total number of people tested.**

Reporting lab	Inconclusive	Negative	Positive	Percent positive	Total
LEXINGTON HOSPITAL CORPORATION			1	100%	1
CONWAY - SHERWOOD URGENT CARE			1	100%	1
DR AZIZ CLINIC			1	100%	1
Isle Health and Rehabilitation Center			1	100%	1
BALLAD HEALTH MEDICAL ASSOCIATES URGENT CARE - JOHNSON CITY			1	100%	1
NORTHSIDE HOSPITAL GWINNETT		1			1
Chatsworth Health Care		1			1
SHAH			1	100%	1
SACRED HEART HOSPITAL			1	100%	1
LEELANAU OPCO, LLC		1			1
CAREAGE PLASTIC SURGERY			1	100%	1
BLOOD SYSTEMS LABORATORIES			1	100%	1
Walgreens #3661		1			1
ELMCROFT OF TIMBERLIN PARC			1	100%	1
BOCA CIEGA CENTER			1	100%	1
CENTRAL JERSEY URGENT CARE OF GREEN BR		1			1
Coos County Nursing Home		1			1
Sunnybrook Rehabilitation Center			1	100%	1
CAREHERE HUDSON BAY			1	100%	1
ALDEN PHARMACY		1			1
ORANGE PEDIATRICS PA			1	100%	1
SYCAMORE MEDICAL CENTER-KETTERING HEALTH NETWORK			1	100%	1
GARDEN VIEW CARE CENTER		1			1
REDSTONE REHABILITATION & NURSING CENT		1			1
EXPRESS WALK IN MEDICAL CENTER			1	100%	1
SOUTHEAST MISSOURI HOSPITAL		1			1
OCEANVIEW NURSING AND REHABILITAION CENTER			1	100%	1
WEST VIRGINIA LABORATORIES			1	100%	1
Brio of Johnston		1			1
DOCTORS MEMORIAL HOSP HOME HEALTH CARE		1			1
WYOMING COUNTY DEPARTMENT OF HEALTH		1			1
Heritage Health of Peru			1	100%	1
BSA PHYSICIANS GROUP, INC D/B/A BSA FAMILY MEDICAL			1	100%	1
Kingston Care Center of Fort Wayne		1			1
ARIZA WELLNESS CARE LLC			1	100%	1
Kroger 970 - The Little Clinic Westfield			1	100%	1
CVS OH3306POCT AKRON		1			1
The Evangelical Lutheran Good Samaritan Society Prescott Village		1			1
MOUNT SINAI MEDICAL CENTER HIALEAH			1	100%	1
ASSOCIATES MD MEDICAL GROUP INC			1	100%	1
JP MORGAN CHASE HEALTH SERVICES			1	100%	1
BRANKO D PEJIC MD FAMILY PRACTICE			1	100%	1
CERMAK HEALTH SERVICES			1	100%	1
Baypoint Healthcare Center			1	100%	1
TRITENN LLC		1			1
WALGREENS #15369		1			1
AVERA HEART HOSPITAL OF SD			1	100%	1

COVID-19: testing by laboratory

Data through May 2, 2021 verified as of May 3, 2021 at 09:25 AM

Data in this report are provisional and subject to change.

The numbers in the table below represent the number of Florida and non-Florida residents for whom test results were received by the Department of Health. A person can be tested by more than one laboratory and can have both positive and negative results. **Therefore, the sum of the numbers in each column will be larger than the total number of people tested.**

Reporting lab	Inconclusive	Negative	Positive	Percent positive	Total
VA NCHCS - Mather Division		1			1
BRIDGEWAY CENTER INC			1	100%	1
Sherwood Oaks Health Center			1	100%	1
COMMUNITY			1	100%	1
PREMISEHEALTH		1			1
BAYMEADOWS PEDIATRIC CARE		1			1
WOOD COUNTY HEALTH DEPARTMENT			1	100%	1
MT SINA1 HOSPICE			1	100%	1
LAMARQUE DIALYSIS			1	100%	1
HENRY FORD HOSPITAL			1	100%	1
ASHLEY CLINICAL DIAGNOSTIC LABORATORY			1	100%	1
MCG HOSPITALS AND CLINICS			1	100%	1
ADVANCED RESEARCH AND DIAGNOSTIC LABORATORY UNIVERSITY OF MINNESOTA			1	100%	1
Maplewood of Cheshire County		1			1
UNIVERSITY OF SOUTH FLORIDA			1	100%	1
NSPIRE HEALTHCARE PLANTATION			1	100%	1
PREMIER HEALTH CARE INC			1	100%	1
GENESIS CARE USA OF FLORIDA, LLC			1	100%	1
ELKTON TRANSITIONAL CARE CENTER		1			1
GATEWAY FAMILY HEALTH CLINIC			1	100%	1
Remarkable Healthcare Dallas			1	100%	1
BANNER UNIVERSITY MEDICAL CENTER			1	100%	1
PEDIATRIC ASSOC OF JACKSONVILLE PA			1	100%	1
COVE AT THE MARBELLA,THE			1	100%	1
Kroger 894 - The Little Clinic NEC		1			1
METRO HEALTH HOSPITAL LABORATORY		1			1
NATIONAL INSTITUTES OF HEALTH CLINICAL CENTER			1	100%	1
BAPTIST EMERGENCY HOSPITAL - KELLY			1	100%	1
STUDENT HEALTH CENTER			1	100%	1
PATIENT FIRST - SICKLERVILLE		1			1
2504-HOMEWOOD		1			1
MDS PHARMA SERVICES		1			1
Salem Hills Rehabilitation and Nursing Center		1			1
MEDEXPRESS-DOVER		1			1
SANTA CLARA VALLEY MEDICAL CENTER			1	100%	1
CENTRAL CAROLINA HOSPITAL			1	100%	1
CAREMOUNT MEDICAL PC-CARMEL		1			1
FOCUSED CARE AT ALLENBROOK		1			1
SACRED HEART MEDICAL CENTER			1	100%	1
WESTCOAST FAMILY PRACTICE		1			1
INNOVATIVE CARE PARTNERS PLLC			1	100%	1
NEW HORIZON PRIMARY CARE LLC			1	100%	1
Kingsway Arms Nursing Center		1			1
MERCY – NORTH IOWA			1	100%	1
ROCKLEDGE HEALTH & REHABILITATION CENTER			1	100%	1
UCH LAB			1	100%	1
CAREWELL 203			1	100%	1

COVID-19: testing by laboratory

Data through May 2, 2021 verified as of May 3, 2021 at 09:25 AM

Data in this report are provisional and subject to change.

The numbers in the table below represent the number of Florida and non-Florida residents for whom test results were received by the Department of Health. A person can be tested by more than one laboratory and can have both positive and negative results. **Therefore, the sum of the numbers in each column will be larger than the total number of people tested.**

Reporting lab	Inconclusive	Negative	Positive	Percent positive	Total
LANGLEY DIALYSIS			1	100%	1
BEVERLY ADVANCED PRACTICE NURSING		1			1
MEDICAL CENTER AFFILIATES PALM SPRINGS			1	100%	1
OHIO VALLEY MANOR NURSING &		1			1
OMNI HEALTHCARE URGENT CARE			1	100%	1
NOVANT HEALTH PRINCE WILLIAM WELLNESS CENTER			1	100%	1
MT CARMEL NURSING HOME		1			1
Aspire Physical Recovery Center at Cahaba River		1			1
HEARTLAND OF MARIETTA OH LLC DBA		1			1
TOMAH HEALTH			1	100%	1
PALM BREEZE DIALYSIS			1	100%	1
Ash Flat Healthcare and Rehabilitation Center			1	100%	1
WALGREENS #10308		1			1
CORONA CONCIERGE, LLC		1			1
FAMILY AND INTERNAL MEDICINE ASSOCIATES		1			1
MEDICAL LIFE-INC GUIDEWELL EMERGENCY MEDICINE			1	100%	1
PHYSICIANS PREMIER ER- CENTRAL AUSTIN			1	100%	1
Oregon Veterans Home The Dalles		1			1
BAYFRONT HEAL WOUND CARE AND HYPERBARIC CENTER			1	100%	1
AESTHETIC PHYSICIANS PC			1	100%	1
PEACHEALTH LABORATORIES		1			1
RENOWN REGIONAL MEDICAL CENTER			1	100%	1
C V S / PHARMACY #4396		1			1
SALTZER URGENT CARE			1	100%	1
ASCARATE DIALYSIS			1	100%	1
MEDEXPRESS URGENT CARE-MEADVILLE			1	100%	1
441 URGENT CARE CENTER - BROWNWOOD			1	100%	1
KINGWOOD EMERGENCY CENTER			1	100%	1
COMMUNITY URGENT CARE PC			1	100%	1
HEALTH DIV OAK RIDGE NATL LABORATORY		1			1
Kroger 97 - The Little Clinic Hutchinson		1			1
BROOKSHIRE, THE			1	100%	1
SANFORD LABORATORIES WATERTOWN			1	100%	1
CVS M08564POCT INDEPENDENCE		1			1
APC HEALTH LLC			1	100%	1
Urgent Care 24/7 Orlando LLC			1	100%	1
HEALTHCARE ASSOCIATES OF IRVING, LLP			1	100%	1
APOLLO ADVANCED HOME HEALTH CORP			1	100%	1
OPTUM MEDICAL CLINIC IN ROCKRIMMON			1	100%	1
Kroger 682 - The Little Clinic New Holland Market			1	100%	1
QUEST INC			1	100%	1
ARGENTINE CARE CENTER		1			1
Community Compassion Center of Batesville			1	100%	1
Falmouth By The Sea			1	100%	1
VIVEX/UMTB BIOMEDICAL			1	100%	1
Avon Health Center		1			1
SAINT BARNABAS MEDICAL CENTER		1			1

COVID-19: testing by laboratory

Data through May 2, 2021 verified as of May 3, 2021 at 09:25 AM

Data in this report are provisional and subject to change.

The numbers in the table below represent the number of Florida and non-Florida residents for whom test results were received by the Department of Health. A person can be tested by more than one laboratory and can have both positive and negative results. **Therefore, the sum of the numbers in each column will be larger than the total number of people tested.**

Reporting lab	Inconclusive	Negative	Positive	Percent positive	Total
Heartland of Perrysburg		1			1
URGENT CARE OF KANSAS CITY			1	100%	1
CAROLINAS PHYSICIAN NETWORK			1	100%	1
WATERBURY HOSPITAL REFERENCE LAB			1	100%	1
MIDWEST COVENANT HOME, INC		1			1
LP ELIZABETHTON		1			1
White Oak Manor - Rock Hill		1			1
PREMIER FAMILY AND SPORTS MEDICINE LLC			1	100%	1
Medilodge of Mt. Pleasant		1			1
LABTECH DIAGNOSTICS			1	100%	1
Whispering Pines Nursing & Rehabilitation Center		1			1
SENTARA AMBULATORY CARE CLINIC			1	100%	1
Sharon Care Center			1	100%	1
BAYLOR SCOTT AND WHITE MEDICAL CENTER -CENTENTENNIAL			1	100%	1
MEDICAL ARTS LABORATORY			1	100%	1
VA Healthcare Center- Newburg		1			1
RIVERSIDE MEDICAL CENTER		1			1
ALBANNA PEDIATRICS CENTER			1	100%	1
SOLDIERS' HOME OF HOLYOKE		1			1
FLAGLER PROFESSIONAL HEALTH CARE SERVICES INC		1			1
OCCUPATIONAL HEALTH CENTER		1			1
STEWART FLORIDA ALF, INC			1	100%	1
ST JOHN HOSPITAL & MEDICAL CENTER MICRO			1	100%	1
UC TAMIAMI			1	100%	1
ManorCare Health Services/ York South		1			1
CUSTOM SCRIPTS PHARMACY		1			1
CARESPOT - LEE VISTA			1	100%	1
ST PETERSBURG GENERAL HOSPITAL LABORATORY			1	100%	1
DOCTOR TODAY URGENT CARE			1	100%	1
ST. PETERSBURG PEDIATRICS-SEMINOLE			1	100%	1
PALACE CARE AND REHAB		1			1
MEDEXPRESS URGENT CARE - HAMILTON SQUA		1			1
CAPE CORAL HOSPITAL NURSING			1	100%	1
ST MARYS HEALTH CARE SYSTEM		1			1
OPCO LLC LEGACY NURSING AND REHABILITA		1			1
DONALSONVILLE HOSPITAL			1	100%	1
TARRYTOWN PHARMACY			1	100%	1
WALK IN FAMILY MEDICINE CENTER			1	100%	1
WELLSTREET BUCKHEAD SOUTH		1			1
ADVENTHEALTH PHYSICIAN GROUP - APPLEWOOD			1	100%	1
Rio Grande City Nursing and Rehab Center			1	100%	1
MEDICAL UNIVERSITY OF SOUTH CAROLINA			1	100%	1
SKYRIDGE CLINICAL ASSOCIATES		1			1
FLORIDA MEDICAL CLINIC PA GI			1	100%	1
DILELLA			1	100%	1
ALLIANCE LABORATORY SERVICES			1	100%	1
DISCOVERY AT HOME, LLC			1	100%	1

COVID-19: testing by laboratory

Data through May 2, 2021 verified as of May 3, 2021 at 09:25 AM

Data in this report are provisional and subject to change.

The numbers in the table below represent the number of Florida and non-Florida residents for whom test results were received by the Department of Health. A person can be tested by more than one laboratory and can have both positive and negative results. **Therefore, the sum of the numbers in each column will be larger than the total number of people tested.**

Reporting lab	Inconclusive	Negative	Positive	Percent positive	Total
GULF COAST VILLAGE HOME HEALTH INC			1	100%	1
Kroger 353 - The Little Clinic Harpers Point		1			1
CARE ADVANTAGE			1	100%	1
APPLECARE URGENT CARE			1	100%	1
Kroger 524 - The Little Clinic Iron Bridge Road		1			1
VIRTUA HEALTH AND REHABILITATION		1			1
Kroger 683 - The Little Clinic Foothills Plaza		1			1
PEDIATRIC ASSOCIATES - DORAL			1	100%	1
CHILDREN'S NATIONAL MEDICAL CENTER			1	100%	1
SYNERGY DIALYSIS INC			1	100%	1
AAA MEDICAL TESTING			1	100%	1
TARRANT MEDICAL ASSOCIATES			1	100%	1
SANFORD HOME		1			1
SUNCOAST BEHAVIORAL HEALTH CENTER			1	100%	1
Ozark Health and Rehabilitation, LLC		1			1
MEDCOR AT ROYAL CARIBBEAN			1	100%	1
CARROLL UNIVERSITY STUDENT HEALTH CENTER		1			1
KENT		1			1
SUMMIT LABORATORY			1	100%	1
SOUTHERN REGIONAL MEDICAL CENTER		1			1
ATLANTA PLUS URGENT CARE, LLC			1	100%	1
CVS NY2297002CV NEW YORK			1	100%	1
Medilodge of Kalamazoo		1			1
Kroger 379 - The Little Clinic Stony Brook		1			1
Central Park Healthcare & Rehabilitation Center		1			1
SONNI'S PEDIATRICS			1	100%	1
ALPHA 1 ANTITRYPSIN RESEARCH PROGRAM			1	100%	1
TITUS REGIONAL MEDICAL CENTER			1	100%	1
MERRILL GARDENS AT CHAMPIONSGATE			1	100%	1
HEALTHCARE AND REHAB OF SANFORD			1	100%	1
SUMMIT DETOX INC			1	100%	1
CLEVELAND CLINIC AKRON GENERAL			1	100%	1
MID FLORIDA BIOLOGICALS			1	100%	1
Hempfield Manor		1			1
UNITYPOINT HEALTH TRINITY			1	100%	1
Linley Park Rehabilitation & Healthcare Center		1			1
COLUMBIA CREST CARE & RAHAB		1			1
LAKEVIEW REGIONAL HOSPITAL			1	100%	1
MEDICAL SPECIALISTS OF THE PALM BEACHES INC			1	100%	1
NORTH WEST FLORIDA DIAGNOSTIC ENOCRINOLOGY CLINIC			1	100%	1
CHC SOUTHWEST FLORIDA LAB-LIVE			1	100%	1
ROSEN MEDICAL CENTER AT ROSEN COLLEGE CAMPUS			1	100%	1
ALLIANCE MD DIRECT PRIMARY CARE			1	100%	1
Kroger 825 - The Little Clinic Dorothy Lane		1			1
			1	100%	1
Kroger 838 - The Little Clinic Fairborn		1			1
CareATC - Columbia College #58		1			1

COVID-19: testing by laboratory

Data through May 2, 2021 verified as of May 3, 2021 at 09:25 AM

Data in this report are provisional and subject to change.

The numbers in the table below represent the number of Florida and non-Florida residents for whom test results were received by the Department of Health. A person can be tested by more than one laboratory and can have both positive and negative results. **Therefore, the sum of the numbers in each column will be larger than the total number of people tested.**

Reporting lab	Inconclusive	Negative	Positive	Percent positive	Total
COLUMBUS REGIONAL HOSPITAL			1	100%	1
POMPANO BEACH ARTIFICIAL KIDNEY CENTER			1	100%	1
HYDE PARK MEDICAL CENTER		1			1
KINGMAN REGIONAL MEDICAL CENTER			1	100%	1
Kroger 447 - The Little Clinic Lebanon		1			1
Vi at Aventura		1			1
Kroger 57 - The Little Clinic Jay C Charlestown		1			1
VIVIAN SIMMONS FAMILY PRACTICE			1	100%	1
Signature Healthcare of Fort Wayne		1			1
PUBLIX PHARMACY #1114			1	100%	1
PHYSICIANS ASSOCIATES			1	100%	1
RIVIERA BEACH HEALTH CENTER LAB			1	100%	1
DOCTORS HEARING			1	100%	1
Alexandria Place		1			1
ARTESIAN HOME		1			1
RAPID CITY REGIONAL HOSPITAL -579 ATTN. LABORATORY		1			1
CITRONELLE HEALTH AND REHABILITATION CENTER		1			1
WMC HEALTH GROUP INC			1	100%	1
NHC Chattanooga			1	100%	1
BMC/NASSAU			1	100%	1
FALKVILLE HEALTHCARE		1			1
MADISON REHABILITATION HOSPITAL		1			1
TEXAS HEALTH ARLINGTON MEMORIAL HOSPITAL			1	100%	1
CROSS CREEK HEALTH CARE		1			1
PERRY COUNTY NURSING HOME		1			1
Bethany Manor		1			1
ACUPATH LABORATORIES INC			1	100%	1
OMC PRIMARY CARE - HOSPITAL CAMPUS			1	100%	1
PIONEER CLINICAL RESEARCH LLC			1	100%	1
MY URGENT CARE CLINIC			1	100%	1
OMAHA VA MEDICAL CENTER			1	100%	1
PEDRO MENENDEZ HEALTH CENTER AT ST JOHNS			1	100%	1
FAST AID URGENT CARE			1	100%	1
TEXAS HEALTH ARLINGTON MEMORIAL		1			1
ACUTE AND COMMUNICABLE DISEASE PREVENTION			1	100%	1
CYPRESS CREEK OUTPATIENT SURGICAL CTR, LLC			1	100%	1
Lakeview Care Center			1	100%	1
ELATION HEALTH		1			1
DEVLIN MANOR NURSING AND REHABILITATION		1			1
BORINQUEN HEALTH CENTER			1	100%	1
Brynwood Health & Rehabilitation Center			1	100%	1
WINTER PARK MEMORIAL HOSPITAL LABORATORY		1			1
WARREN GENERAL HOSPITAL			1	100%	1
KIDSVILLE PEDIATRICS III PA			1	100%	1
OAKWOOD HOSPITAL - SOUTHSORE			1	100%	1
Bridgeway Care and Rehabilitation Center		1			1
Towne Manor East		1			1

COVID-19: testing by laboratory

Data through May 2, 2021 verified as of May 3, 2021 at 09:25 AM

Data in this report are provisional and subject to change.

The numbers in the table below represent the number of Florida and non-Florida residents for whom test results were received by the Department of Health. A person can be tested by more than one laboratory and can have both positive and negative results. **Therefore, the sum of the numbers in each column will be larger than the total number of people tested.**

Reporting lab	Inconclusive	Negative	Positive	Percent positive	Total
CENTRAL TX MEDICAL CENTER - LAB			1	100%	1
CHESAPEAKE REGIONAL MEDICAL CENTER			1	100%	1
Encompass Health Rehab Hosp Alexandria		1			1
APPLECARE BRUNSWICK			1	100%	1
HCL LABORATORIES			1	100%	1
MEDICAL CITY LAS COLINAS			1	100%	1
EMERGENCE MEDICINE			1	100%	1
Fairview			1	100%	1
LAS PALOMAS SENIOR LIVING		1			1
TANGLEWOOD MANOR		1			1
MACKINAC STRAITS LONG TERM CARE UNIT		1			1
CFCH - FROSTPROOF			1	100%	1
MEA PRIMARY CARE PLUS BYRAM			1	100%	1
Walgreens #10988		1			1
MID-FLORIDA CANCER CENTERS		1			1
ADVENTHEALTH MEDICAL GROUP COLORECTAL SURGERY AT		1			1
JACK M MATHENY II MD			1	100%	1
BEST CARE COMMUNITY AND FAMILY HEALTH CENTER INC			1	100%	1
TOMAH VAMC			1	100%	1
FAIRFIELD MEDICAL CENTER			1	100%	1
1ST MED DOTHAN			1	100%	1
EMERSON HOSPITAL LABORATORY			1	100%	1
Birmingham Nursing and Rehabilitation East LLC		1			1
KANA MEDICAL			1	100%	1
SETON HILL UNIVERSITY		1			1
VELOCITY URGENT CARE - CHIMNEY HILL			1	100%	1
DIGNITY HEALTH GOHEALTH		1			1
ST JOHNS PEDIATRICS PA		1			1
TRIHEALTH			1	100%	1
WALGREENS #09456		1			1
Lantern Park Specialty Care		1			1
INHEALTH LIFE SCIENCES LLC			1	100%	1
PLEASANT RIDGE MANOR WEST		1			1
SHP WESTCHESTER LLC		1			1
VIRGINIA UROLOGY		1			1
CAREMOUNT MEDICAL PC		1			1
MARTIN LUTHER KING RENAL INSTITUTE			1	100%	1
Valley View Health and Rehabilitation, LLC		1			1
PHYSICIANS PREMIER ER- BASTROP			1	100%	1
Kroger 006 - The Little Clinic Uintah Gardens		1			1
ROSE HAVEN NURSING CENTER		1			1
APPLECARE URGENT CARE KINGSLAND			1	100%	1
CARENOW-MONTGOMERY			1	100%	1
COMMUNITY MEDICAL CENTER-ORANGE CITY		1			1
HALEYVILLE HEALTH CARE CENTER		1			1
Livingston County Center for Nursing and Rehabilitation		1			1
WINCHESTER URGENT CARE, PC		1			1

COVID-19: testing by laboratory

Data through May 2, 2021 verified as of May 3, 2021 at 09:25 AM

Data in this report are provisional and subject to change.

The numbers in the table below represent the number of Florida and non-Florida residents for whom test results were received by the Department of Health. A person can be tested by more than one laboratory and can have both positive and negative results. **Therefore, the sum of the numbers in each column will be larger than the total number of people tested.**

Reporting lab	Inconclusive	Negative	Positive	Percent positive	Total
RAYMOND F CARON MD			1	100%	1
WESLEY MEDICAL CENTER			1	100%	1
ST JUDE CARE CENTER		1			1
PALMETTO PRIMARY CARE PHYSICIANS			1	100%	1
WALGREENS # 11165		1			1
STEPHEN G NELSON MD PA			1	100%	1
SUNCOAST PRIMARY CARE LLC			1	100%	1
JUP Serology SubSection			1	100%	1
LiveWell		1			1
DEL PRADO MEDICAL CENTER, INC		1			1
HOSPITAL METROPOLITANO SAN GERMAN			1	100%	1
ATHENS LIMESTONE HOSPITAL		1			1
SUNCOAST RESEARCH GROUP LLC			1	100%	1
Lemont Nursing and Rehab Center			1	100%	1
TEVAPHARM			1	100%	1
SPINE & PAIN CONSULTANT PLLC		1			1
SIPERSTEIN DERMATOLOGY LLC			1	100%	1
VA ST LOUIS HEALTH CARE SYSTEM			1	100%	1
MARYLAND DEPARTMENT OF HEALTH AND MENTAL HYGIENE			1	100%	1
FAMILY MEDICAL CLINIC KENDALL LLC			1	100%	1
CVS SC4288POCT ROCK HILL			1	100%	1
MOREHOUSE COLLEGE STUDENT HEALTH CENTE		1			1
GIBSON AREA PRIMARY CARE			1	100%	1
Diversicare of Smyrna		1			1
AMERICAN LAB LLC		1			1
FRESENIUS MEDICAL CARE TRADTION			1	100%	1
FAMILY MEDICINE AT KISSIMMEE		1			1
NORTH BREVARD CHILDRENS MEDICAL CENTER			1	100%	1
CLEVELAND CLINIC FLORIDA LAB			1	100%	1
CELEBRATION HOSPITAL			1	100%	1
Brookdale Richmond Place		1			1
PEDIATRIC PARTNERS			1	100%	1
ADVANCED CARDIOVASCULAR DIAGNOSTICS PL		1			1
GOOD PEDIATRICS			1	100%	1
PROGRESSIVE MEDICAL LAB LLC			1	100%	1
MEDICAL ASSOCIATES OF THE SHOALS		1			1
STITCHES ACUTE CARE CENTER OF CHEYENNE			1	100%	1
Walgreens #11724		1			1
Walgreens #12695			1	100%	1
SMITH			1	100%	1
URGENT CARE OF COASTAL GEORGIA			1	100%	1
WEST FLORIDA MEDICAL CENTER CLINIC			1	100%	1
PALM COTTAGE OPERATOR LLC			1	100%	1
URGENT CARE NORTHWEST		1			1
NAVARRO MEDICAL CENTERS LLC			1	100%	1
MINUTECLINIC DIAGNOSTIC OF VIRGINIA, LLC #10088		1			1
NORTHCREST PHYSICIAN SERVICES INC		1			1

COVID-19: testing by laboratory

Data through May 2, 2021 verified as of May 3, 2021 at 09:25 AM

Data in this report are provisional and subject to change.

The numbers in the table below represent the number of Florida and non-Florida residents for whom test results were received by the Department of Health. A person can be tested by more than one laboratory and can have both positive and negative results. **Therefore, the sum of the numbers in each column will be larger than the total number of people tested.**

Reporting lab	Inconclusive	Negative	Positive	Percent positive	Total
DR JAMES D FORBES FAMILY CARE CENTER			1	100%	1
Schenectady Center for Rehabilitation & Nursing		1			1
SHARP CHULA VISTA MEDICAL CENTER			1	100%	1
Kroger 83 - The Little Clinic Rock Road		1			1
SUNSHINE URGENT CARE			1	100%	1
HOUSTON DEPARTMENT OF HEALTH AND HUMAN SERVICES			1	100%	1
BAPTIST HEALTH PRIMARY CARE HOMESTEAD			1	100%	1
HHCS PHARMACY INC			1	100%	1
CVS MO4088POCT LEES SUMMIT		1			1
EAST TENNESSEE STATE UNIVERSITY		1			1
ANMED HEALTH MEDICAL CENTER			1	100%	1
LAKE WALES DIALYSIS CENTER			1	100%	1
DIXIE REGIONAL MEDICAL CENTER			1	100%	1
KIDZ FAMILY CARE			1	100%	1
Ramsey Village		1			1
UMASS MEMORIAL/MARLBORO HOSPITAL			1	100%	1
UNLIMITED MEDICAL SERVICES OF FL PL DBA		1			1
DOCTORS AFTER HOURS URGENT CARE CENTER			1	100%	1
UNC HOSPITALS			1	100%	1
BAPTIST HEALTH SURGERY CENTER			1	100%	1
WW Chem Auto SS			1	100%	1
ST VINCENTS OUTPATIENT IMAGING		1			1
AUGUSTA HEALTH CLINICAL LABORATORY			1	100%	1
MEDOR/ACC SYNCHRONY			1	100%	1
OAK HAVEN REHAB AND NURSING CENTER			1	100%	1
Willowbrooke Court at Normandy Farms Estates		1			1
Florence Home		1			1
MCLEOD MEMORIAL HOSPITAL CLARENDON			1	100%	1
MAYO CLINIC OUTPATIENT DIALYSIS CENTER			1	100%	1
THE MEDICAL CENTER AT BOWLING GREEN			1	100%	1
ADDINGTON PLACE EAST LAKE		1			1
RICHMOND MEDICAL CENTER FOR WOMEN		1			1
Kingston of Miamisburg		1			1
ADVANCED LABORATORY SERVICES			1	100%	1
CVS / PHARMACY #10794			1	100%	1
EVERGREEN NURSING HOME		1			1
Avera Sr. James Care Center		1			1
BETHESDA ON TURKEY CREEK			1	100%	1
COMMUNITY HOSPITALS INDIANAPOLIS			1	100%	1
REGENTS PARK OF JACKSONVILLE			1	100%	1
NORTH SHORE MEDICAL CENTER - SALEM HOSPITAL			1	100%	1
WEST COAST CLINICAL LABS INC			1	100%	1
COLER REHABILITATION AND NURSING CARE		1			1
VA Tennessee Valley HCS-Nashville Campus			1	100%	1
FRANKLIN CBOC			1	100%	1
Grays Harbor Health and Rehabilitation		1			1
ACCESS TOTAL CARE - PORTLAND			1	100%	1

COVID-19: testing by laboratory

Data through May 2, 2021 verified as of May 3, 2021 at 09:25 AM

Data in this report are provisional and subject to change.

The numbers in the table below represent the number of Florida and non-Florida residents for whom test results were received by the Department of Health. A person can be tested by more than one laboratory and can have both positive and negative results. **Therefore, the sum of the numbers in each column will be larger than the total number of people tested.**

Reporting lab	Inconclusive	Negative	Positive	Percent positive	Total
Mercy Manor Transition Center			1	100%	1
PHYSICIANS LAB INC			1	100%	1
FLORIDA WATERMAN HOSPITAL			1	100%	1
BLUFFTON HEALTH CENTER			1	100%	1
AMERICAN DRUG TESTING LAB LLC			1	100%	1
LEHIGH PULMONARY ASSOCIATES			1	100%	1
Scepter Rehab and Health care		1			1
LAKEWOOD RANCH MEDICAL GROUP LLC			1	100%	1
BMC MAYPORT			1	100%	1
CLEVELAND CLINIC OUTPATIENT LABORATORY			1	100%	1
ALLIED PHYSICIANS GROUP		1			1
Brakeley Park Center		1			1
USC VERDUGO HILLS HOSPITAL			1	100%	1
BRONSON METHODIST HOSPITAL			1	100%	1
CARENOW URGENT CARE - ANTIOCH		1			1
Ideal Senior Living Center		1			1
BROCK HUGHES MEDICAL CENTER			1	100%	1
Kroger 465 - The Little Clinic Oakley		1			1
Eden Meadows		1			1
BAYSHORE DIALYSIS			1	100%	1
MEDTOWN PHARMACY			1	100%	1
FAMILY MEDICAL CENTER		1			1
SUREPOINT URGENT CARE PADRE ISLAND			1	100%	1
WALGREENS_CHICAGO		1			1
Ohman Family Living at Holly Assisted Living		1			1
CONCIERGE IV NUTRITION			1	100%	1
ST. MARY MEDICAL CENTER		1			1
North Ottawa Care Center at Heartwood Lodge		1			1
KROGER 915 - THE LITTLE CLINIC ANDERSON			1	100%	1
NORTH COUNTY MEDICAL LAB			1	100%	1
NORTH BROWARD MEDICAL CENTER			1	100%	1
HAYS CLINICAL LAB			1	100%	1
CENTRAL FLA PEDIATIC URGENT CARE LLC		1			1
GATEWAY HEALTHCARE, PC			1	100%	1
ASSOCIATESMD			1	100%	1
PRIORITY CARE LLC			1	100%	1
OCEAN PEDIATRIC CARE			1	100%	1
WILLOWBROOKE COURT AT MATTHEWS GLEN		1			1
KETAMINE HEALTH CENTERS OF WEST PALM BEACH LLC		1			1
BROOKS REHAB			1	100%	1
Victory Health and Rehabilitation			1	100%	1
WAYNE COUNTY PUBLIC HEALTH		1			1
JUPITER MEDICAL GROUP			1	100%	1
GATEWAY LABORATORIES		1			1
ST JOHN'S MEDICAL CENTER, TETON VILLAGE			1	100%	1
TRUCARE LIVING CENTERS - SELMA			1	100%	1
RELIANCE HOME HEALTH CARE INC		1			1

COVID-19: testing by laboratory

Data through May 2, 2021 verified as of May 3, 2021 at 09:25 AM

Data in this report are provisional and subject to change.

The numbers in the table below represent the number of Florida and non-Florida residents for whom test results were received by the Department of Health. A person can be tested by more than one laboratory and can have both positive and negative results. **Therefore, the sum of the numbers in each column will be larger than the total number of people tested.**

Reporting lab	Inconclusive	Negative	Positive	Percent positive	Total
PALMETTO LANDING			1	100%	1
MEMORIAL HERMANN MEDICAL GROUP-ATASCOCITA PEDS			1	100%	1
Senior Rehab & Recovery Center at Limestone Health Facility		1			1
BELMONT VILLAGE AT JOHNS CREEK		1			1
Kroger 368 - The Little Clinic Frankfort West		1			1
HEALTHCARE PARTNERS FAMILY MEDICINE LLC			1	100%	1
GINKGO BIOWORKS INC (CONCENTRIC)		1			1
FIRST CARE WALK IN CLINIC LLC			1	100%	1
Long Beach Care Center			1	100%	1
WMC HEALTH GROUP OF KISSIMMEE LLC			1	100%	1
BRITTNEY WHELIHAN IRWIN ARNP LLC			1	100%	1
PALMS WEST SURGICENTER		1			1
NORDX			1	100%	1
PARK AVENUE MEDICAL PROFESSIONALS PC		1			1
WRIGHT PATTERSON AFB MEDICAL CENTER			1	100%	1
PEDIATRIC ASSOCIATES - MIAMI LAKES		1			1
WATERS EDGE ELEMENTARY SCHOOL			1	100%	1
APS-SUMMIT CARE PHARMACY, LLC DBA OMNICARE		1			1
Chateau Dville Rehab & Retirement		1			1
EAST LANSING OPCO		1			1
HEART HOSPITAL OF LAFAYETTE: EMERGENCY ROOM			1	100%	1
JOSEPH REINA PHARMACY INC DBA JRX PHAR		1			1
TAMPA GENERAL MEDICAL GROUP LABORATORY HEALTHPARK			1	100%	1
FOUNDCARE HEALTH			1	100%	1
MEDEXPRESS URGENT CARE - LINDEN		1			1
CVS AZ7855POCT TUCSON		1			1
MARTIN MEM FAMILY CARE AT ST LUCIE W			1	100%	1
FOUNDATION LABORATORY			1	100%	1
CHIPLEY DIALYSIS			1	100%	1
CVS AZ3749POCT GOODYEAR		1			1
MARQUETTE GENERAL HOSPITAL			1	100%	1
WEST FLORIDA HOSPITAL LABORATORY			1	100%	1
CARE CONNECTIONS AT HOME LLC			1	100%	1
THE BRENNITY AT TRADITION			1	100%	1
BRETON REHABILITATION & LIVING CENTRE		1			1
Manassas Health & Rehab			1	100%	1
MEMORIAL MEDICAL CENTER			1	100%	1
ARIZONA STATE LABORATORY			1	100%	1
PACE UNIVERSITY HEALTH CARE		1			1
STEELFUSION CLINICAL TOXICOLOGY LABS			1	100%	1
HOME AIDE SVC OF EASTERN NY INC D/B/A		1			1
WMG URGENT CARE WOODSTOCK			1	100%	1
BEAUMONT REFERENCE LABORATORY			1	100%	1
RIVERSIDE COUNTY PUBLIC HEALTH LABORATORY			1	100%	1
ORAL & FACIAL SURGERY			1	100%	1
MEDICAL CENTER OF TRINITY - MOB		1			1
PEDIATRIC SPECIALTY CLINIC COLLIER			1	100%	1

COVID-19: testing by laboratory

Data through May 2, 2021 verified as of May 3, 2021 at 09:25 AM

Data in this report are provisional and subject to change.

The numbers in the table below represent the number of Florida and non-Florida residents for whom test results were received by the Department of Health. A person can be tested by more than one laboratory and can have both positive and negative results. **Therefore, the sum of the numbers in each column will be larger than the total number of people tested.**

Reporting lab	Inconclusive	Negative	Positive	Percent positive	Total
SUMMERFIELD PAIN MANAGEMENT			1	100%	1
Regency Square			1	100%	1
ST MICHAEL'S ELITE MEDICAL HOSPITAL			1	100%	1
Indianspring of Oakley		1			1
CARENOW URGENT CARE – SPRING			1	100%	1
Ravenwood Speciality Care		1			1
SUPREME MEDICAL GROUP PLLC			1	100%	1
PROGENESIS INC			1	100%	1
PHOENIX MEDICAL CLINIC			1	100%	1
IZ MEDICAL		1			1
COVENANT HEALTH		1			1
Valley Center (WV)			1	100%	1
MCH PHYSICIANS GROUP			1	100%	1
Churchman Village LLC		1			1
PRIMARY CARE & PEDIATRICS - SHEPHERSTOWN		1			1
GRAND VIEW HOSPITAL			1	100%	1
MEMORIAL URGENT CARE CENTER -			1	100%	1
VA Central Western Massachusetts HCS		1			1
HARDIN MEMORIAL HOSPITAL - HEARTLAND PATHOLOGY CONSULTANTS			1	100%	1
Troy Center for Rehabilitation & Nursing		1			1
SUSAN F WILLIAMS MD PA			1	100%	1
SOUTHWEST FLORIDA DIVISION LAB			1	100%	1
NEXTCARE NIFONG			1	100%	1
Community Resource and Referral Center		1			1
DOCTORS MEDICAL CENTER			1	100%	1
Grangeville Health and Rehab		1			1
COVENANT HOSPITAL HOBBS D/B/A COVENANT		1			1
FLORIDA HOSPITAL ORMOND BEACH			1	100%	1
UNIVERSITY OF IOWA HOSPITALS & CLINICS			1	100%	1
MAYO CLINICAL LABORATORIES		1			1
ST GERARD'S COMMUNITY OF CARE		1			1
WALGREENS #01398			1	100%	1
Wildwood Healthcare		1			1
SAINT FRANCIS HOSPITAL			1	100%	1
MOBILE MEDICAL CLINIC			1	100%	1
SACRED HEART HEALTH SYSTEM- MIDWIFE PROGRAM			1	100%	1
AFFILIATED LABORATORIES INC			1	100%	1
CURELOGICS WOUND CARE & HYPERBARIC CENTER		1			1
SANTA BARABARA ALF LLC (THE WINDSOR)			1	100%	1
BAPTIST HOSPITAL FAMILY MEDICINE &			1	100%	1
MOUNT SINAI MEDICAL CENTER AVENTURA ER			1	100%	1
GRIFOLS IH CENTER AND CLINICAL LABORATORY			1	100%	1
SANCHEZ CAZAU MEDICAL GROUP			1	100%	1
LABORATORY SERVICES SGHS - CAMDEN		1			1
Portsmouth Health and Rehab			1	100%	1
Kroger 519 - The Little Clinic Staples Mill Road		1			1
FLORIDA HOSPITAL LAB			1	100%	1

COVID-19: testing by laboratory

Data through May 2, 2021 verified as of May 3, 2021 at 09:25 AM

Data in this report are provisional and subject to change.

The numbers in the table below represent the number of Florida and non-Florida residents for whom test results were received by the Department of Health. A person can be tested by more than one laboratory and can have both positive and negative results. **Therefore, the sum of the numbers in each column will be larger than the total number of people tested.**

Reporting lab	Inconclusive	Negative	Positive	Percent positive	Total
ACCESS MEDICAL GROUP OF TAMPA INC			1	100%	1
Avantara Lake Norden		1			1
Absolut Care of Gasport		1			1
HEALTH PARTNERS LLC		1			1
CVS AZ9374POCT TUCSON		1			1
ALLIED PEDIATRICS & FAMILY MEDICINE			1	100%	1
FLORIDA HEART AND VASCULAR MULTISPECIALTY GROUP PA			1	100%	1
CHI ST VINCENT LITTLE ROCK DIAGNOSTIC CLINIC			1	100%	1
WESTMORELAND REGIONAL HOSPITAL			1	100%	1
BIOMAT ORLANDO		1			1
BRIDGEWATER AT WATERMAN VILLAGE			1	100%	1
HABANA HEALTH CARE CENTER			1	100%	1
ARTIS SENIOR LIVING OF DAVIE, LLC		1			1
CAPSTONE REHABILITATION AND HEALTHCARE		1			1
VELOCITY URGENT CARE - LITTLE CREEK			1	100%	1
Kroger 531 - The Little Clinic Waterville		1			1
ANDERSON REGIONAL MEDICAL CENTER			1	100%	1
EUROFINS PHOENIX			1	100%	1
HUDSON REGIONAL HOSPITAL			1	100%	1
JACKSBORO URGENT CARE			1	100%	1
NFRC CLINICAL LAB			1	100%	1
YOUR HEALTH PEDIATRICS			1	100%	1
TERRELL URGENT CARE			1	100%	1
Kroger 618 - The Little Clinic Trail Creek Village		1			1
APEX HOME HEALTHCARE			1	100%	1
SEVEN HILLS HEALTHCARE GROUP LLC DBA		1			1
SHERIDAN VAMC		1			1
ER NEAR ME HULEN		1			1
FLORIDA HOME HEALTH			1	100%	1
SUNRISE CLINIC SANTA ROSA		1			1
CVS AZ69POCT PEORIA		1			1
BEAUMONT HOSPITAL			1	100%	1
JACKSON MADISON CO. GEN. HOSPITAL			1	100%	1
HUNEYCUTT FAMILY PRACTICE			1	100%	1
UT HEALTH RIO GRANDE VALLEY SPECIALTY PEDIATRICS			1	100%	1
DSI LABORATORIES-NAPLES-7TH			1	100%	1
LOGAN COUNTY HOSPITAL			1	100%	1
SURGERY CENTER, THE			1	100%	1
Parkview Care and Rehabilitation Center		1			1
WALKERS DRUG STORE			1	100%	1
UW MEDICINE CHU LAB			1	100%	1
PATIENT FIRST-GENERAL BOOTH			1	100%	1
Miller Health Care Center			1	100%	1
Parkview Care Center			1	100%	1
BGB SUMMIT MEDICAL GROUP		1			1
MOBILE MEDICAL UNIT- SAINT JOSEPH REG		1			1
MEDHELP			1	100%	1

COVID-19: testing by laboratory

Data through May 2, 2021 verified as of May 3, 2021 at 09:25 AM

Data in this report are provisional and subject to change.

The numbers in the table below represent the number of Florida and non-Florida residents for whom test results were received by the Department of Health. A person can be tested by more than one laboratory and can have both positive and negative results. **Therefore, the sum of the numbers in each column will be larger than the total number of people tested.**

Reporting lab	Inconclusive	Negative	Positive	Percent positive	Total
Pelican Health Norfolk			1	100%	1
ASHLEY PEDIATRICS DAY AND NIGHT CLINIC			1	100%	1
ALIMETRIX INC		1			1
FIT4LIFE MEDICAL CENTER			1	100%	1
CASA DE ORO CARE AND REHABILITATION CE		1			1
Altenheim Senior Living		1			1
ALTAMONTE SPRINGS WALK IN MED CENTER			1	100%	1
DIVERSICARE OF BIG SPRINGS		1			1
WESTEX URGENT CARE, PLLC			1	100%	1
Avista Nursing and Rehab			1	100%	1
ASHLEY PEDIATRICS DAY & NIGHT CLINIC			1	100%	1
INTEGRITY SPINE AND ORTHOPEDICS LLC			1	100%	1
ASSISTED LIVING AT TREZEVANT		1			1
JOHN PETER SMITH HOSPITAL- OB TRIAGE			1	100%	1
WEST PENSACOLA DIALYSIS CENTER			1	100%	1
bishop rehabilitation and nursing center		1			1
SMYTH COUNTY COMMUNITY HOSPITAL LABORATORY			1	100%	1
MEMORIAL SATILLA HEALTH			1	100%	1
MID FLORIDA COMMUNITY SERVICES			1	100%	1
WEST CARVER MEDICAL ASSOCIATES		1			1
NORTH FLORIDA FAMILY MEDICINE			1	100%	1
GARNET HEALTH DOCTORS		1			1
EXCEL URGENT CARE OF NJ			1	100%	1
SUNSHINE PEDIATRICS OF LUTz			1	100%	1
Saint Joseph Living Center		1			1
HERNANDO COUNTY HEALTH DEPT			1	100%	1
GOOD SHEPHERD HOSPICE INC			1	100%	1
BELLMORE PEDIATRICS		1			1
Greencroft Goshen		1			1
Kroger 359 - The Little Clinic Bellevue		1			1
CLAYTON NURSING AND REHABILITATION		1			1
BETHESDA DIALYSIS			1	100%	1
GENESIS HEALTH SYSTEM			1	100%	1
HARBOR HOSPITAL			1	100%	1
CLERMONT HEALTH DEPARTMENT			1	100%	1
VCU HEALTH SYSTEM AUTHORITY - MCV HOSPITALS			1	100%	1
Rosa Coplon Jewish Home and Infirmary		1			1
St. Anthonys Nursing and Rehab			1	100%	1
MEDEXPRESS URGENT CARE - UNIONTOWN		1			1
TRAFALGAR DIALYSIS			1	100%	1
WORKFORCE HEALTH DEPARTMENT			1	100%	1
Kroger - KRO62000426			1	100%	1
BRANDON OUTREACH CLINIC			1	100%	1
USCG BASE MIAMI BEACH MEDICAL LAB		1			1
Medford Multicare		1			1
UW MEDICINE MS CENTER			1	100%	1
ORCHID TERRACE		1			1

COVID-19: testing by laboratory

Data through May 2, 2021 verified as of May 3, 2021 at 09:25 AM

Data in this report are provisional and subject to change.

The numbers in the table below represent the number of Florida and non-Florida residents for whom test results were received by the Department of Health. A person can be tested by more than one laboratory and can have both positive and negative results. **Therefore, the sum of the numbers in each column will be larger than the total number of people tested.**

Reporting lab	Inconclusive	Negative	Positive	Percent positive	Total
CAPITAL HEALTH PLAN - GOVERNORS SQUARE			1	100%	1
VISTA LAKE ASSISTED LIVING			1	100%	1
Kroger 390 - The Little Clinic North College Hill		1			1
FIVE STAR PREMIER RESIDENCES OF POMPANO BEACH			1	100%	1
Brownwood Nusing & Rehabilitation		1			1
Kroger 016 - The Little Clinic Centennial		1			1
Hawthorne House		1			1
LITTLE FALLS HOSPITAL LABORATORY		1			1
JAX FAMILY CARE		1			1
ANDERSON FAMILY MEDICINE			1	100%	1
METROPOLITAN			1	100%	1
ASSURANCE HEALTHCARE AND COUNSELING CENTER		1			1
THE LITTLE CLINIC LLC			1	100%	1
LYSTER MAIN LAB, FT RUCKER		1			1
LAS PALMAS MEDICAL CENTER			1	100%	1
PALM BEACH DIABETES AND ENDOCRINE SPECIALISTS, PA			1	100%	1
BAYOU URGENT CARE			1	100%	1
PEDRO L ORTEGA MD PA			1	100%	1
Brown Nursing Home		1			1
Le Roy Village Green		1			1
HEALTHFORCE PARTNERS INC			1	100%	1
MEDICAL COLLEGE OF GEORGIA MEDICAL CENTER			1	100%	1
St. Mary's Care Center		1			1
RED BUG LAKE ROAD OVIEDO COVID			1	100%	1
TRUECARE24			1	100%	1
Kroger 670 - The Little Clinic Dawson Forest Rd & Hwy 19		1			1
CVS NE8626POCT LINCOLN		1			1
PRIMEX CLINICAL LABORATORIES INC			1	100%	1
UFHEALTH			1	100%	1
LAKE MARY OPTUM FLORIDA			1	100%	1
MARTINSVILLE HEALTH AND REHAB			1	100%	1
MEDEXPRESS URGENT CARE -HOWELL US HWY		1			1
Arch Plaza Nursing and Rehabilitation Center			1	100%	1
Shoreline Care Center			1	100%	1
Good Samaritan Society - Albion		1			1
INTERMOUNTAIN HEALTHCARE LABORATORY SERVICES			1	100%	1
Kroger 518 - The Little Clinic Hermitage		1			1
Summit Medical Group Morristown Oncology		1			1
MOUNT SINAI COMPREHENSIVE CANCER CENTER			1	100%	1
Strasburg Care Center		1			1
YOUTH HEALTH CENTER OF HUNTINGTON		1			1
Hillside Rehab and Care Center			1	100%	1
SJMC PHYSICIAN SERVICES			1	100%	1
BOND COUNTY HEALTH DEPARTMENT			1	100%	1
LOWER KEYS COMMUNITY HEALTH CENTER			1	100%	1
DR BAWA AND ASSOCIATES			1	100%	1
Robert J Dole VAMC		1			1

COVID-19: testing by laboratory

Data through May 2, 2021 verified as of May 3, 2021 at 09:25 AM

Data in this report are provisional and subject to change.

The numbers in the table below represent the number of Florida and non-Florida residents for whom test results were received by the Department of Health. A person can be tested by more than one laboratory and can have both positive and negative results. **Therefore, the sum of the numbers in each column will be larger than the total number of people tested.**

Reporting lab	Inconclusive	Negative	Positive	Percent positive	Total
CARESPOT EXPRESS HEALTHCARE BOYNTON BEACH			1	100%	1
DIMMIT REGIONAL HOSPITAL			1	100%	1
VA Boston HCS-Brockton Division		1			1
SKIN AND CANCER ASSOCIATES LLP		1			1
Florence Nursing and Rehabilitation Center		1			1
BRIGHT HEALTH CLINIC CORP			1	100%	1
CENTRAL ALABAMA HEALTH CARE SYSTEM			1	100%	1
ACCELERATED URGENT CARE		1			1
BRADEN CLINIC		1			1
Sage Bluff Health & Rehabilitation Center		1			1
VA OPTOMETRY CLINIC			1	100%	1
AMERICAN MEDICAL RESPONSE - FARMER BRA		1			1
THE HEART HOSPITAL BAYLOR PLANO			1	100%	1
MEDEXPRESS URGENT CARE - CABOT			1	100%	1
GARNET HEALTH URGENT CARE		1			1
MD NOW URGENT CARE			1	100%	1
MOUNT DORA DIALYSIS			1	100%	1
DAVIS, CASEY		1			1
HARDIN HEALTH INC		1			1
DPH OP LAB			1	100%	1
CANDLER HOSPITAL			1	100%	1
Chateau Girardeau			1	100%	1
Kroger - KR003500568			1	100%	1
ADVENTHEALTH MEDICAL GROUP OBSTETRICS AND			1	100%	1
BRISTOL CHILDRENS CLINIC			1	100%	1
SOUTHEASTERN PATHOLOGY ASSOCIATES			1	100%	1
SOUTH COUNTY MEDICAL CENTER			1	100%	1
Heartland of Pittsburgh PA, LLC		1			1
TAMPA HEALTH CARE PROVIDERS PA		1			1
Kroger 569 - The Little Clinic Gallatin		1			1
CHILDREN'S AT SATELLITE BOULEVARD URGE		1			1
NORTHERN KENTUCKY HEALTH DEPARTMENT			1	100%	1
AUBURNDALE DOCTOR TODAY			1	100%	1
RANDOLPH-MACON COLLEGE			1	100%	1
AMERICA'S ER SITE 002 LLC			1	100%	1
WINTER GARDEN CHILDREN'S HEALTH CENTERS			1	100%	1
CVS MA7140POCT WESTPORT		1			1
BOLLES SCHOOL, THE			1	100%	1
Peninsula Nursing and Rehabilitation Center		1			1
ADVANCED INDIVIDUALIZED MEDICINE OF NAPLES			1	100%	1
GENERATIONS CENTER OF SPENCER		1			1
MEMORIAL HOSPITAL MIRAMAR WAIVED TESTING			1	100%	1
LAKELAND MEDICAL CENTER			1	100%	1
ADVANCED RESEARCH INSTITUTE			1	100%	1
GREATER MIAMI DIALYSIS			1	100%	1
DAYTONA BEACH CENTRA CARE			1	100%	1
Alden Lincoln Park			1	100%	1

COVID-19: testing by laboratory

Data through May 2, 2021 verified as of May 3, 2021 at 09:25 AM

Data in this report are provisional and subject to change.

The numbers in the table below represent the number of Florida and non-Florida residents for whom test results were received by the Department of Health. A person can be tested by more than one laboratory and can have both positive and negative results. **Therefore, the sum of the numbers in each column will be larger than the total number of people tested.**

Reporting lab	Inconclusive	Negative	Positive	Percent positive	Total
WESTMINSTER COLLEGE		1			1
VANAJA SUREDDI MD PA			1	100%	1
LAKELAND REGIONAL HEALTH AUBURNDALE		1			1
UNITED HOSPITAL CENTER LABORATORY			1	100%	1
ORMOND PEDIATRICS PA			1	100%	1
CENTRAL FLORIDA HOSPITALIST			1	100%	1
UT MD ANDERSON CANCER CENTER-TUMOR MARKER LAB			1	100%	1
SC-GA2018 SIMPSONVILLE REHABILITATION		1			1
CLERMONT PEDIATRICS, PA			1	100%	1
Moab Regional Hospital			1	100%	1
WALGREENS #4086		1			1
NORTHSIDE PEDIATRICS & ADOLESCENT MEDI		1			1
Courtenay Springs Village			1	100%	1
HARRIS URGENT CARE CENTER			1	100%	1
Pathways Nursing and Rehabilitation Center		1			1
PIEDMONT QUICKCARE		1			1
NORWOOD HEALTH CENTER		1			1
Kroger 968 - The Little Clinic Colerain Township		1			1
COLOMBO'S PHARMACY		1			1
ODYSSEY HEALTH CARE OF MARION COUNTY LLC		1			1
CURA LABORATORY SERVICES			1	100%	1
FASTMED - LAKEWAY			1	100%	1
FAIRVIEW SOUTHDALE			1	100%	1
BOND & STEELE CLINIC PA D/B/A		1			1
SC-GA2018 THE RIDGE REHABILITATION & H		1			1
MEADOWS PARK HEALTH AND REHABILITATION		1			1
Dulles Health and Rehab Center		1			1
BAYLOR SCOTT & WHITE MEDICAL SURGICAL CLINIC			1	100%	1
HEALTH CARE SERVICES LC			1	100%	1
MIAMI NORTH DIALYSIS			1	100%	1
5 STAR HOME HEALTH SERVICES INC		1			1
LRGHEALTHCARE		1			1
Manor Care Health Services- Wilmington			1	100%	1
Total	105,700	19,834,103	2,904,944	13%	22,844,747