

# COVID-19: summary of cases and monitoring

Data through May 5, 2021 verified as of May 6, 2021 at 09:25 AM

Data in this report are provisional and subject to change.

Cases: people with positive PCR or antigen test result		Cases: people with positive PCR or antigen test result	
Total cases		Risk factors for Florida residents	
Florida residents	2,216,159	Traveled	17,790
Non-Florida residents	42,274	Contact with a known case	885,770
Type of testing		Traveled and contact with a known case	24,125
Florida residents	2,216,159	Neither	1,288,474
Positive by BPHL/CDC	81,077	No travel and no contact	268,068
Positive by commercial/hospital lab	2,135,082	Travel is unknown	724,929
PCR positive	1,767,717	Contact is unknown	491,913
Antigen positive	448,442	Contact is pending	459,411
Non-Florida residents	42,274	Travel can be unknown and contact can be unknown or pending for the same case, these numbers will sum to more than the "neither" total.	
Positive by BPHL/CDC	1,005		
Positive by commercial/hospital lab	41,269		
PCR positive	28,763		
Antigen positive	13,511		
Characteristics			
Florida residents hospitalized	91,652		
Florida resident deaths	35,549		
Non-Florida resident deaths	708		
Hospitalized counts include anyone who was hospitalized at some point during their illness. It does not reflect the number of people currently hospitalized.			
More information on deaths identified through death certificate data is available on the National Center for Health Statistics website at <a href="http://www.cdc.gov/nchs/nvss/vsrr/COVID19/index.htm">www.cdc.gov/nchs/nvss/vsrr/COVID19/index.htm</a> .			

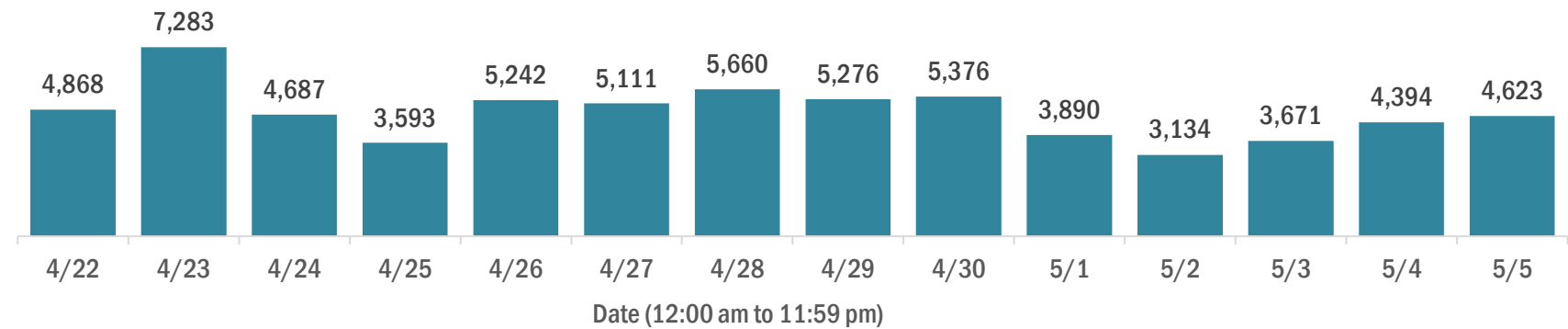
# COVID-19: summary of laboratory testing

Data through May 5, 2021 verified as of May 6, 2021 at 09:25 AM

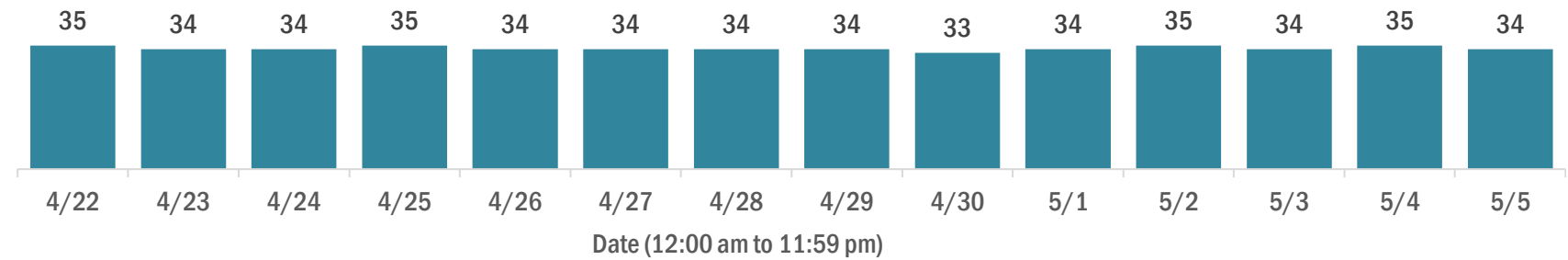
Data in this report are provisional and subject to change.

## Cases in Florida residents per day for the past 2 weeks

Number of cases per day



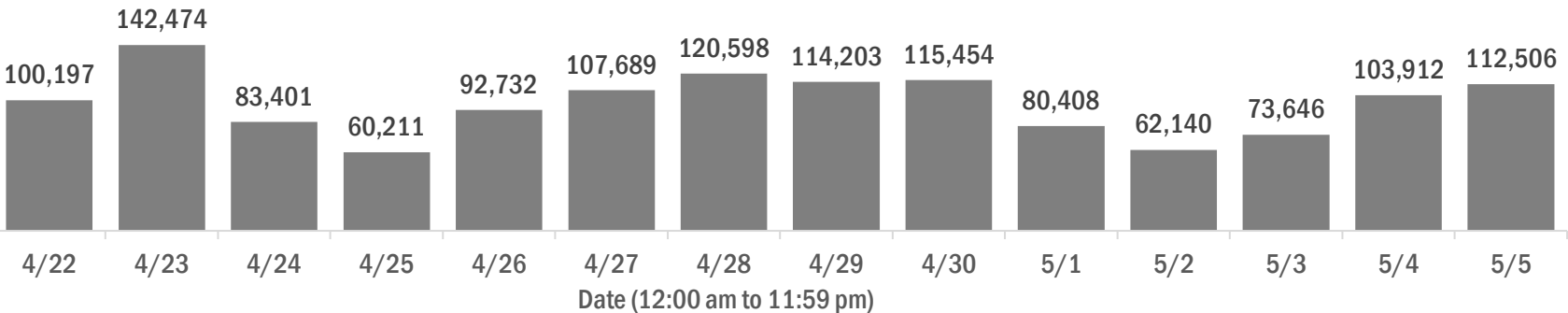
Median age of cases by day



## Laboratory testing for Florida residents over the past 2 weeks

Number of Florida residents tested per day

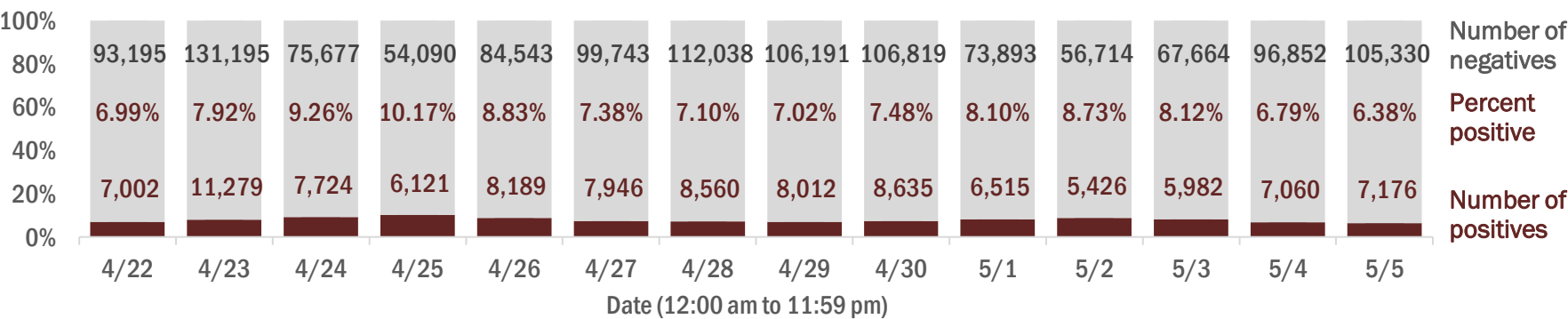
These counts include the number of people for whom the Department received PCR or antigen laboratory results by day. People tested on multiple days will be included for each day a new result was received. A person is only counted once for each day they are tested, regardless of whether multiple specimens are tested or multiple results are received.



Number and percent of Florida residents with positive test results

The percent of positive results ranged from 6.38% to 10.17% over the past 2 weeks and was 6.38% yesterday.

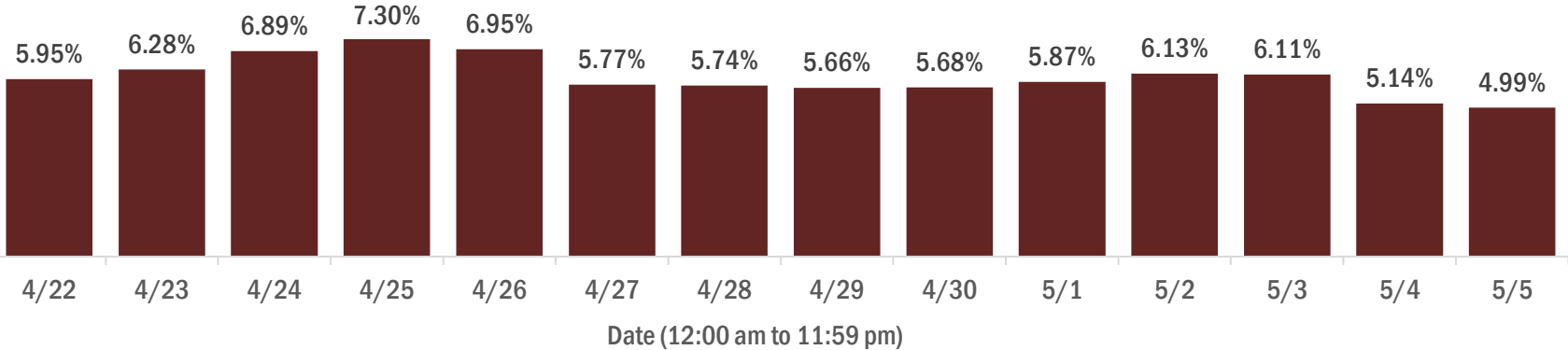
These counts include the number of people for whom the Department received PCR or antigen laboratory results by day. People tested on multiple days will be included for each day a new result was received. A person is only counted once for each day they are tested, regardless of whether multiple specimens are tested or multiple results are received. If a person has a positive specimen and a negative specimen in the same day, only the positive result is counted.



Percent positivity for new cases in Florida residents

The percent of positive results ranged from 4.99% to 7.30% over the past 2 weeks and was 4.99% yesterday.

This percent is the number of people who test PCR- or antigen-positive for the first time divided by all the people tested that day, excluding people who have previously tested positive.



# COVID-19: characteristics of 2,216,159 Florida resident cases

Data through May 5, 2021 verified as of May 6, 2021 at 09:25 AM

Data in this report are provisional and subject to change.

Age group	Cases		Hospitalizations		Deaths	
0-4 years	47,245	<div><div></div></div> 2%	625	<div><div></div></div> 1%	1	<div><div></div></div> 0%
5-14 years	147,696	<div><div></div></div> 7%	613	<div><div></div></div> 1%	5	<div><div></div></div> 0%
15-24 years	346,671	<div><div></div></div> 16%	2,334	<div><div></div></div> 3%	48	<div><div></div></div> 0%
25-34 years	389,328	<div><div></div></div> 18%	4,558	<div><div></div></div> 5%	207	<div><div></div></div> 1%
35-44 years	346,103	<div><div></div></div> 16%	6,807	<div><div></div></div> 7%	563	<div><div></div></div> 2%
45-54 years	336,343	<div><div></div></div> 15%	10,520	<div><div></div></div> 11%	1,422	<div><div></div></div> 4%
55-64 years	287,584	<div><div></div></div> 13%	15,833	<div><div></div></div> 17%	3,946	<div><div></div></div> 11%
65-74 years	173,878	<div><div></div></div> 8%	18,977	<div><div></div></div> 21%	7,599	<div><div></div></div> 21%
75-84 years	95,379	<div><div></div></div> 4%	18,854	<div><div></div></div> 21%	10,743	<div><div></div></div> 30%
85+ years	44,312	<div><div></div></div> 2%	12,521	<div><div></div></div> 14%	11,015	<div><div></div></div> 31%
Unknown	1,620	<div><div></div></div> 0%	10	<div><div></div></div> 0%	0	<div><div></div></div> 0%
Total	2,216,159		91,652		35,549	

Gender	Cases	
Female	1,158,698	<div><div></div></div> 52%
Male	1,037,700	<div><div></div></div> 47%
Unknown	19,761	<div><div></div></div> 1%
Total	2,216,159	

Ethnicity	Cases		Hospitalizations		Deaths	
Hispanic	721,644	<div><div></div></div> 33%	23,299	<div><div></div></div> 25%	8,357	<div><div></div></div> 24%
Non-Hispanic	1,087,699	<div><div></div></div> 49%	64,205	<div><div></div></div> 70%	24,994	<div><div></div></div> 70%
Unknown	406,816	<div><div></div></div> 18%	4,148	<div><div></div></div> 5%	2,198	<div><div></div></div> 6%
Total	2,216,159		91,652		35,549	

Race and ethnicity	Cases		Hospitalizations		Deaths	
White	1,265,294	<div><div></div></div> 57%	60,210	<div><div></div></div> 66%	26,052	<div><div></div></div> 73%
Hispanic	480,285	<div><div></div></div> 22%	16,667	<div><div></div></div> 18%	6,690	<div><div></div></div> 19%
Non-Hispanic	694,886	<div><div></div></div> 31%	41,796	<div><div></div></div> 46%	18,253	<div><div></div></div> 51%
Unknown	90,123	<div><div></div></div> 4%	1,747	<div><div></div></div> 2%	1,109	<div><div></div></div> 3%
Black	293,555	<div><div></div></div> 13%	19,054	<div><div></div></div> 21%	5,717	<div><div></div></div> 16%
Hispanic	17,589	<div><div></div></div> 1%	825	<div><div></div></div> 1%	239	<div><div></div></div> 1%
Non-Hispanic	253,854	<div><div></div></div> 11%	17,859	<div><div></div></div> 19%	5,309	<div><div></div></div> 15%
Unknown	22,112	<div><div></div></div> 1%	370	<div><div></div></div> 0%	169	<div><div></div></div> 0%
Other race	346,159	<div><div></div></div> 16%	10,047	<div><div></div></div> 11%	2,802	<div><div></div></div> 8%
Hispanic	173,850	<div><div></div></div> 8%	5,311	<div><div></div></div> 6%	1,253	<div><div></div></div> 4%
Non-Hispanic	119,254	<div><div></div></div> 5%	4,279	<div><div></div></div> 5%	1,324	<div><div></div></div> 4%
Unknown	53,055	<div><div></div></div> 2%	457	<div><div></div></div> 0%	225	<div><div></div></div> 1%
Unknown race	311,151	<div><div></div></div> 14%	2,341	<div><div></div></div> 3%	978	<div><div></div></div> 3%
Hispanic	49,920	<div><div></div></div> 2%	496	<div><div></div></div> 1%	175	<div><div></div></div> 0%
Non-Hispanic	19,705	<div><div></div></div> 1%	271	<div><div></div></div> 0%	108	<div><div></div></div> 0%
Unknown	241,526	<div><div></div></div> 11%	1,574	<div><div></div></div> 2%	695	<div><div></div></div> 2%
Total	2,216,159		91,652		35,549	

**Hospitalization** counts include anyone who was hospitalized at some point during their illness. It does not reflect the number of people currently hospitalized. **Other race** includes any person with a race of American Indian/Alaskan native, Asian, native Hawaiian/Pacific Islander, or other.

# COVID-19: deaths in Florida residents and staff of long-term care facilities

Data through May 5, 2021 verified as of May 6, 2021 at 09:25 AM

Data in this report are provisional and subject to change.

For current cases in residents or staff of long-term care facilities, please visit: <https://floridahealthcovid19.gov/>

CountyDeaths				CountyDeaths				CountyDeaths			
Palm Beach	1071	<div></div>	9%	Okaloosa	167	<div></div>	1%	Madison	20	<div></div>	0%
Dade	1018	<div></div>	9%	Hernando	161	<div></div>	1%	Calhoun	18	<div></div>	0%
Pinellas	903	<div></div>	8%	Osceola	142	<div></div>	1%	Gulf	17	<div></div>	0%
Broward	699	<div></div>	6%	Charlotte	138	<div></div>	1%	Flagler	16	<div></div>	0%
Hillsborough	586	<div></div>	5%	Indian River	124	<div></div>	1%	Wakulla	16	<div></div>	0%
Duval	444	<div></div>	4%	Clay	122	<div></div>	1%	Bradford	14	<div></div>	0%
Polk	434	<div></div>	4%	Leon	101	<div></div>	1%	Washington	13	<div></div>	0%
Brevard	409	<div></div>	4%	Highlands	96	<div></div>	1%	Baker	12	<div></div>	0%
Orange	404	<div></div>	4%	Bay	92	<div></div>	1%	Holmes	12	<div></div>	0%
Sarasota	400	<div></div>	4%	Jackson	87	<div></div>	1%	Jefferson	12	<div></div>	0%
Lee	346	<div></div>	3%	St. Johns	86	<div></div>	1%	Gadsden	10	<div></div>	0%
Marion	336	<div></div>	3%	Santa Rosa	82	<div></div>	1%	Lafayette	10	<div></div>	0%
Volusia	300	<div></div>	3%	Alachua	80	<div></div>	1%	Franklin	9	<div></div>	0%
Escambia	286	<div></div>	3%	Suwannee	60	<div></div>	1%	Levy	7	<div></div>	0%
St. Lucie	247	<div></div>	2%	Columbia	52	<div></div>	0%	Desoto	6	<div></div>	0%
Seminole	233	<div></div>	2%	Putnam	45	<div></div>	0%	Dixie	5	<div></div>	0%
Lake	230	<div></div>	2%	Sumter	44	<div></div>	0%	Monroe	5	<div></div>	0%
Pasco	226	<div></div>	2%	Nassau	34	<div></div>	0%	Taylor	3	<div></div>	0%
Collier	195	<div></div>	2%	Walton	30	<div></div>	0%	Hardee	2	<div></div>	0%
Manatee	193	<div></div>	2%	Hendry	29	<div></div>	0%	Hamilton	1	<div></div>	0%
Citrus	177	<div></div>	2%	Okeechobee	24	<div></div>	0%	Liberty	1	<div></div>	0%
Martin	173	<div></div>	2%	Gilchrist	21	<div></div>	0%	Total	11,336		

**Note:** cases are summarized by the county of usual residence. Residents and staff may be cases associated with facilities that are not in their county of usual residence, resulting in cases being included below for counties that do not have facilities with known cases.

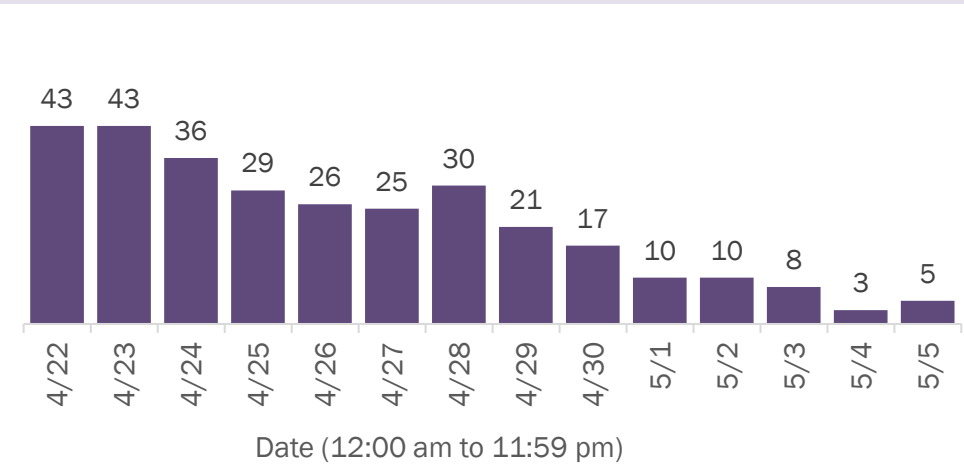
# COVID-19: cases in Florida residents who have died

Data through May 5, 2021 verified as of May 6, 2021 at 09:25 AM

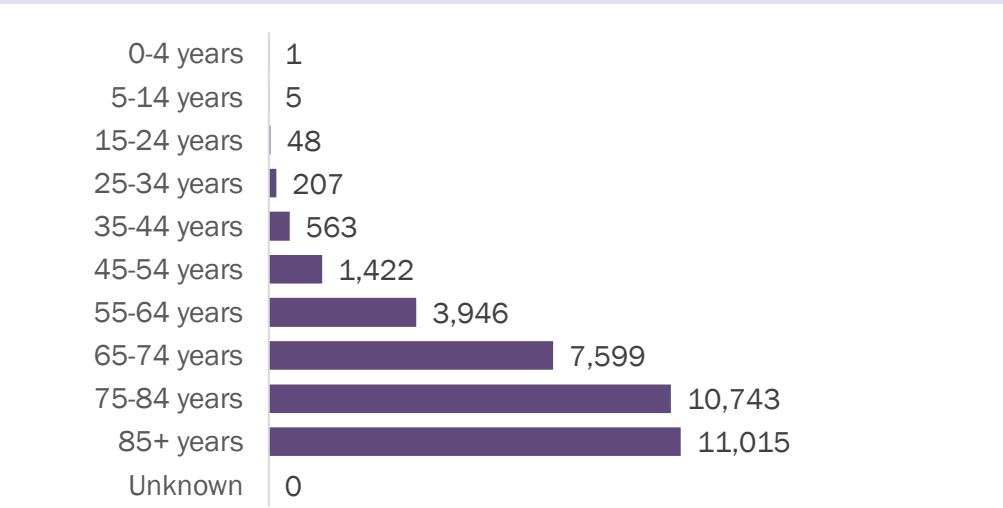
Data in this report are provisional and subject to change.

Demographics for all identified COVID-19 deaths: 35,549

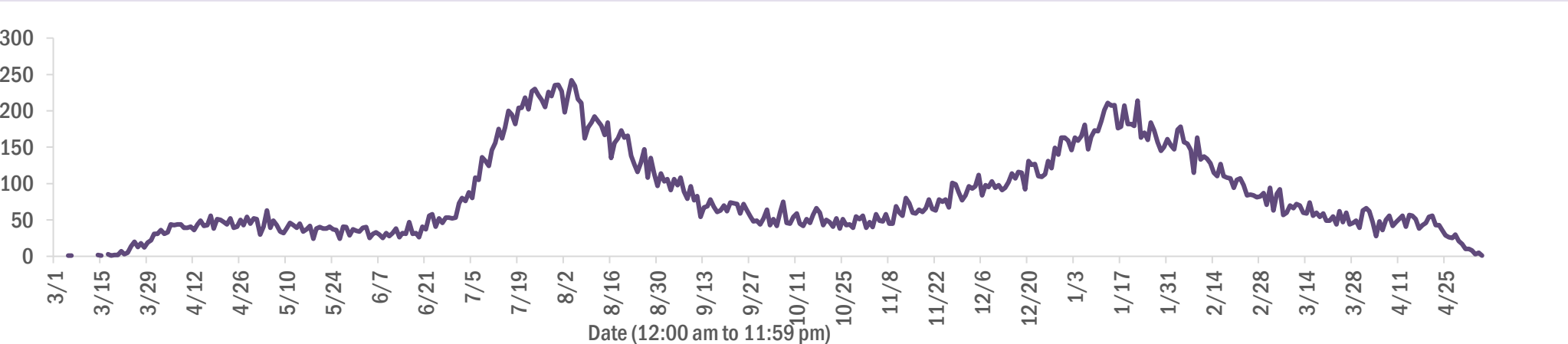
Deaths by date of death for the past 2 weeks



Deaths by age group



Deaths by date of death since March 2020



Age group	Deaths	Cases	Case fatality rate	Mortality rate per 100,000 population
0-4 years	1	47,245	0.0%	0.1
5-14 years	5	147,696	0.0%	0.2
15-24 years	48	346,671	0.0%	1.9
25-34 years	207	389,328	0.1%	7.3
35-44 years	563	346,103	0.2%	21.6
45-54 years	1,422	336,343	0.4%	51.0
55-64 years	3,946	287,584	1.4%	136.4
65-74 years	7,599	173,878	4.4%	313.1
75-84 years	10,743	95,379	11.3%	765.0
85+ years	11,015	44,312	24.9%	1907.3
Unknown	0	1,620	0.0%	
Total	35,549	2,216,159	1.6%	164.6

Race	Deaths	Cases	Case fatality rate	Mortality rate per 100,000 population
White	26,052	1,265,294	2.1%	156.0
Black	5,717	293,555	1.9%	156.3
Other	2,802	346,159	0.8%	225.2
Unknown	978	311,151	0.3%	
Total	35,549	2,216,159	1.6%	164.6

Gender	Deaths	Cases	Case fatality rate	Mortality rate per 100,000 population
Female	15,599	1,158,698	1.3%	141.3
Male	19,950	1,037,700	1.9%	188.9
Unknown	0	19,761	0.0%	
Total	35,549	2,216,159	1.6%	164.6

Ethnicity	Deaths	Cases	Case fatality rate	Mortality rate per 100,000 population
Non-Hispanic	24,994	1,087,699	2.3%	157.0
Hispanic	8,357	721,644	1.2%	147.2
Unknown	2,198	406,816	0.5%	
Total	35,549	2,216,159	1.6%	164.6

# COVID-19: characteristics of 2,216,159 cases

Data through May 5, 2021 verified as of May 6, 2021 at 09:25 AM

Data in this report are provisional and subject to change.

Tables below include cases in Florida residents and non-Florida residents.

All 67 Florida counties have cases:

County	FL resident cases		Non-FL resident cases	Total cases	FL resident deaths	FL death rate
Dade	481,854	<div></div> 22%	6,449	488,303	6,218	1.3%
Broward	235,958	<div></div> 11%	2,876	238,834	2,943	1.2%
Palm Beach	141,996	<div></div> 6%	2,619	144,615	2,781	2.0%
Orange	135,917	<div></div> 6%	2,181	138,098	1,268	0.9%
Hillsborough	136,154	<div></div> 6%	1,160	137,314	1,732	1.3%
Duval	96,541	<div></div> 4%	1,602	98,143	1,402	1.5%
Pinellas	77,595	<div></div> 4%	1,949	79,544	1,623	2.1%
Lee	68,216	<div></div> 3%	2,303	70,519	973	1.4%
Polk	68,151	<div></div> 3%	481	68,632	1,324	1.9%
Osceola	43,893	<div></div> 2%	794	44,687	509	1.2%
Volusia	42,458	<div></div> 2%	764	43,222	803	1.9%
Brevard	40,720	<div></div> 2%	723	41,443	866	2.1%
Pasco	40,994	<div></div> 2%	348	41,342	753	1.8%
Manatee	37,758	<div></div> 2%	882	38,640	671	1.8%
Escambia	32,432	<div></div> 1%	3,678	36,110	690	2.1%
Collier	34,435	<div></div> 2%	1,354	35,789	531	1.5%
Seminole	33,839	<div></div> 2%	255	34,094	497	1.5%
Sarasota	31,169	<div></div> 1%	1,579	32,748	820	2.6%
Leon	31,016	<div></div> 1%	922	31,938	320	1.0%
Marion	30,951	<div></div> 1%	160	31,111	964	3.1%
Lake	29,141	<div></div> 1%	520	29,661	634	2.2%
St. Lucie	26,193	<div></div> 1%	196	26,389	632	2.4%
Alachua	24,495	<div></div> 1%	300	24,795	275	1.1%
St. Johns	22,312	<div></div> 1%	310	22,622	210	0.9%
Okaloosa	20,321	<div></div> 1%	228	20,549	362	1.8%
Bay	19,359	<div></div> 1%	817	20,176	387	2.0%
Clay	18,543	<div></div> 1%	52	18,595	340	1.8%
Santa Rosa	17,957	<div></div> 1%	249	18,206	287	1.6%
Hernando	13,859	<div></div> 1%	107	13,966	464	3.3%
Charlotte	12,661	<div></div> 1%	214	12,875	418	3.3%
Indian River	12,392	<div></div> 1%	110	12,502	299	2.4%
Martin	12,075	<div></div> 1%	237	12,312	319	2.6%
Citrus	10,994	<div></div> 0%	99	11,093	446	4.1%
Sumter	9,222	<div></div> 0%	109	9,331	275	3.0%
Highlands	8,436	<div></div> 0%	95	8,531	352	4.2%

County	FL resident cases		Non-FL resident cases	Total cases	FL resident deaths	FL death rate
Nassau	7,926	<div></div> 0%	446	8,372	125	1.6%
Columbia	8,081	<div></div> 0%	44	8,125	169	2.1%
Walton	6,919	<div></div> 0%	869	7,788	87	1.3%
Flagler	7,193	<div></div> 0%	101	7,294	109	1.5%
Monroe	6,558	<div></div> 0%	398	6,956	49	0.7%
Putnam	6,476	<div></div> 0%	22	6,498	148	2.3%
Jackson	6,139	<div></div> 0%	71	6,210	156	2.5%
Gadsden	5,652	<div></div> 0%	17	5,669	98	1.7%
Suwannee	5,304	<div></div> 0%	29	5,333	138	2.6%
Hendry	4,710	<div></div> 0%	17	4,727	83	1.8%
Desoto	4,307	<div></div> 0%	27	4,334	93	2.2%
Okeechobee	3,957	<div></div> 0%	54	4,011	89	2.2%
Baker	3,479	<div></div> 0%	18	3,497	60	1.7%
Wakulla	3,429	<div></div> 0%	14	3,443	55	1.6%
Levy	3,432	<div></div> 0%	9	3,441	54	1.6%
Unknown	116	<div></div> 0%	3,182	3,298	0	0.0%
Hardee	3,119	<div></div> 0%	15	3,134	43	1.4%
Bradford	3,000	<div></div> 0%	13	3,013	56	1.9%
Washington	2,710	<div></div> 0%	21	2,731	51	1.9%
Taylor	2,722	<div></div> 0%	5	2,727	47	1.7%
Holmes	2,224	<div></div> 0%	33	2,257	49	2.2%
Madison	2,032	<div></div> 0%	28	2,060	45	2.2%
Gulf	1,942	<div></div> 0%	23	1,965	43	2.2%
Union	1,822	<div></div> 0%	1	1,823	73	4.0%
Calhoun	1,690	<div></div> 0%	3	1,693	44	2.6%
Hamilton	1,606	<div></div> 0%	20	1,626	25	1.6%
Lafayette	1,619	<div></div> 0%	0	1,619	26	1.6%
Gilchrist	1,607	<div></div> 0%	5	1,612	43	2.7%
Dixie	1,605	<div></div> 0%	3	1,608	24	1.5%
Jefferson	1,466	<div></div> 0%	25	1,491	27	1.8%
Franklin	1,285	<div></div> 0%	34	1,319	17	1.3%
Liberty	1,073	<div></div> 0%	1	1,074	16	1.5%
Glades	952	<div></div> 0%	4	956	19	2.0%
Total	2,216,159		42,274	2,258,433	35,549	1.6%



# COVID-19: characteristics of 2,216,159 Florida resident cases

Data through May 5, 2021 verified as of May 6, 2021 at 09:25 AM

Data in this report are provisional and subject to change.

The table below includes the cities and counties of residence for cases in Florida residents based on the patient's ZIP Code.

Note that city is not always received as part of the initial notification and may be missing while the case is being investigated.

City and county	Cases
Miami, Dade	279,540
Orlando, Orange	100,957
Jacksonville, Duval	90,758
Tampa, Hillsborough	79,119
Hialeah, Dade	67,423
Fort Lauderdale, Broward	49,976
Hollywood, Broward	44,721
West Palm Beach, Palm Beach	34,736
Kissimmee, Osceola	33,725
Tallahassee, Leon	29,961
Homestead, Dade	29,559
Naples, Collier	29,111
Saint Petersburg, Pinellas	28,267
Pensacola, Escambia	27,059
Fort Myers, Lee	26,251
Bradenton, Manatee	24,573
Boca Raton, Palm Beach	24,216
Lakeland, Polk	23,558
Ocala, Marion	22,747
Pompano Beach, Broward	22,207
Gainesville, Alachua	19,463
Sarasota, Sarasota	19,230
Cape Coral, Lee	17,688
Port Saint Lucie, St. Lucie	17,469
Lake Worth, Palm Beach	17,062
Miami Beach, Dade	15,975
Miramar, Broward	15,354
Clearwater, Pinellas	15,262
Coral Springs, Broward	14,071
Boynton Beach, Palm Beach	13,785
Doral, Dade	13,688
Miami Gardens, Dade	13,002
Panama City, Bay	12,274
Saint Augustine, St. Johns	11,953
Melbourne, Brevard	11,602
Winter Haven, Polk	11,428
Lehigh Acres, Lee	11,210
Delray Beach, Palm Beach	10,595
Davie, Broward	10,540
Riverview, Hillsborough	10,533
Palm Bay, Brevard	9,601
Vero Beach, Indian River	9,545
New Port Richey, Pasco	9,448
Sunrise, Broward	9,239
Saint Cloud, Osceola	8,828
Milton, Santa Rosa	8,687
Fort Pierce, St. Lucie	8,549
Largo, Pinellas	8,459
Coral Gables, Dade	8,443
Daytona Beach, Volusia	8,391
Apopka, Orange	8,342
Spring Hill, Hernando	8,339
Plantation, Broward	8,307
North Miami Beach, Dade	8,125
Davenport, Polk	8,073
Clermont, Lake	7,952
Brandon, Hillsborough	7,904
Sanford, Seminole	7,627
Deltona, Volusia	7,558

# COVID-19: characteristics of 2,216,159 Florida resident cases

Data through May 5, 2021 verified as of May 6, 2021 at 09:25 AM

Data in this report are provisional and subject to change.

The table below includes the cities and counties of residence for cases in Florida residents based on the patient's ZIP Code.

Note that city is not always received as part of the initial notification and may be missing while the case is being investigated.

City and county	Cases
Orange Park, Clay	7,527
Plant City, Hillsborough	7,372
Jupiter, Palm Beach	7,356
Weston, Broward	7,341
Lake City, Columbia	7,338
Deerfield Beach, Broward	6,897
Winter Garden, Orange	6,626
Tamarac, Broward	6,360
Port Charlotte, Charlotte	6,201
Wesley Chapel, Pasco	6,068
Palm Coast, Flagler	6,056
Coconut Creek, Broward	5,995
Margate, Broward	5,847
Stuart, Martin	5,750
Land O Lakes, Pasco	5,742
Palm Beach Gardens, Palm Beach	5,664
Deland, Volusia	5,646
Fort Walton Beach, Okaloosa	5,618
Wellington, Palm Beach	5,481
Oviedo, Seminole	5,474
Palm Harbor, Pinellas	5,465
Winter Park, Orange	5,438
Palmetto, Manatee	5,420
Crestview, Okaloosa	5,402
Lutz, Hillsborough	5,129
Altamonte Springs, Seminole	5,107
Port Orange, Volusia	4,953
Opa Locka, Dade	4,862
Valrico, Hillsborough	4,860
Haines City, Polk	4,804
North Port, Sarasota	4,762
Brooksville, Hernando	4,735
Miami Lakes, Dade	4,723
Venice, Sarasota	4,689
Pembroke Pines, Broward	4,676
Hallandale, Broward	4,637
Middleburg, Clay	4,620
Sebring, Highlands	4,557
Punta Gorda, Charlotte	4,542
Leesburg, Lake	4,446
Ocoee, Orange	4,415
Zephyrhills, Pasco	4,279
The Villages, Sumter	4,263
Seminole, Pinellas	4,242
Saint Johns, St. Johns	4,218
Ormond Beach, Volusia	4,217
Arcadia, Desoto	4,194
Bonita Springs, Lee	4,149
Live Oak, Suwannee	4,105
Pinellas Park, Pinellas	4,054
Okeechobee, Okeechobee	3,943
North Lauderdale, Broward	3,933
Longwood, Seminole	3,912
North Miami, Dade	3,877
Ruskin, Hillsborough	3,846
Windermere, Orange	3,832
Cocoa, Brevard	3,794
Immokalee, Collier	3,792
Navarre, Santa Rosa	3,758



# COVID-19: characteristics of 2,216,159 Florida resident cases

Data through May 5, 2021 verified as of May 6, 2021 at 09:25 AM

Data in this report are provisional and subject to change.

The table below includes the cities and counties of residence for cases in Florida residents based on the patient's ZIP Code.

Note that city is not always received as part of the initial notification and may be missing while the case is being investigated.

City and county	Cases
Casselberry, Seminole	3,589
Port Richey, Pasco	3,422
Hudson, Pasco	3,387
Niceville, Okaloosa	3,373
Titusville, Brevard	3,362
Gulf Breeze, Santa Rosa	3,357
Lake Worth Beach, Palm Beach	3,322
Key West, Monroe	3,250
Cantonment, Escambia	3,235
Dade City, Pasco	3,221
North Fort Myers, Lee	3,209
Panama City Beach, Bay	3,207
Winter Springs, Seminole	3,190
Jacksonville Beach, Duval	3,154
Oakland Park, Broward	3,135
Bartow, Polk	3,133
Aventura, Dade	3,108
Lake Mary, Seminole	3,108
Crawfordville, Wakulla	3,079
Kissimmee, Polk	3,060
New Smyrna Beach, Volusia	3,039
Auburndale, Polk	3,008
Quincy, Gadsden	2,999
Palatka, Putnam	2,987
Lake Wales, Polk	2,951
Merritt Island, Brevard	2,886
Green Cove Springs, Clay	2,876
Tarpon Springs, Pinellas	2,831
Fernandina Beach, Nassau	2,820
Ponte Vedra Beach, St. Johns	2,768
Parkland, Broward	2,759
Cutler Ridge, Dade	2,759
Inverness, Citrus	2,634
Eustis, Lake	2,598
Loxahatchee, Palm Beach	2,596
Wimauma, Hillsborough	2,572
Cooper City, Broward	2,560
Perry, Taylor	2,552
Holiday, Pasco	2,547
Belle Glade, Palm Beach	2,544
Lynn Haven, Bay	2,533
Estero, Lee	2,510
Royal Palm Beach, Palm Beach	2,500
Dunedin, Pinellas	2,489
Marianna, Jackson	2,446
Clewiston, Hendry	2,435
Santa Rosa Beach, Walton	2,425
Fleming Island, Clay	2,423
Sarasota, Manatee	2,394
Key Biscayne, Dade	2,375
Parrish, Manatee	2,345
Rockledge, Brevard	2,329
Odessa, Hillsborough	2,287
Riviera Beach, Palm Beach	2,267
Seffner, Hillsborough	2,220
Defuniak Springs, Walton	2,185
Mulberry, Polk	2,166
Palm City, Martin	2,165
Mount Dora, Lake	2,161

# COVID-19: characteristics of 2,216,159 Florida resident cases

Data through May 5, 2021 verified as of May 6, 2021 at 09:25 AM

Data in this report are provisional and subject to change.

The table below includes the cities and counties of residence for cases in Florida residents based on the patient's ZIP Code.

Note that city is not always received as part of the initial notification and may be missing while the case is being investigated.

City and county	Cases
Avon Park, Highlands	2,153
Labelle, Hendry	2,115
Chipley, Washington	2,103
Destin, Okaloosa	2,094
Groveland, Lake	2,042
Tavares, Lake	2,041
Starke, Bradford	2,034
Lithia, Hillsborough	2,003
Orange City, Volusia	1,976
Pinecrest, Dade	1,959
Summerfield, Marion	1,927
Maitland, Orange	1,920
Yulee, Nassau	1,883
Wauchula, Hardee	1,847
Palmetto Bay, Dade	1,805
Sebastian, Indian River	1,786
Dania, Broward	1,740
Homosassa, Citrus	1,728
Callahan, Nassau	1,724
Lady Lake, Lake	1,711
Macclenny, Baker	1,706
Ponte Vedra, St. Johns	1,689
Carol City, Dade	1,645
Edgewater, Volusia	1,643
Crystal River, Citrus	1,634
Gibsonton, Hillsborough	1,630
Oldsmar, Pinellas	1,610
Missing, Dade	1,606
Bonifay, Holmes	1,589
Mayo, Lafayette	1,586
Lake Placid, Highlands	1,582
Coconut Grove, Dade	1,577
Dover, Hillsborough	1,575
Apollo Beach, Hillsborough	1,569
Hobe Sound, Martin	1,539
Florida City, Dade	1,534
Debary, Volusia	1,520
Palm Springs, Palm Beach	1,495
Crossings, Dade	1,493
Pace, Santa Rosa	1,479
Sun City Center, Hillsborough	1,463
Dunnellon, Marion	1,441
Atlantic Beach, Duval	1,435
Lake Butler, Union	1,411
Bellevue, Marion	1,370
Lantana, Palm Beach	1,361
Madison, Madison	1,347
North Palm Beach, Palm Beach	1,345
Monticello, Jefferson	1,343
Biscayne Park, Dade	1,339
Alachua, Alachua	1,332
Safety Harbor, Pinellas	1,278
Indiantown, Martin	1,275
South Miami, Dade	1,263
Williston, Levy	1,260
Ellenton, Manatee	1,253
Graceville, Jackson	1,249
Jensen Beach, Martin	1,218
Lecanto, Citrus	1,207

# COVID-19: characteristics of 2,216,159 Florida resident cases

Data through May 5, 2021 verified as of May 6, 2021 at 09:25 AM

Data in this report are provisional and subject to change.

The table below includes the cities and counties of residence for cases in Florida residents based on the patient's ZIP Code.

Note that city is not always received as part of the initial notification and may be missing while the case is being investigated.

City and county	Cases
Lauderhill, Broward	1,207
Satellite Beach, Brevard	1,200
Newberry, Alachua	1,192
Century, Escambia	1,178
Beverly Hills, Citrus	1,153
Englewood, Charlotte	1,140
Havana, Gadsden	1,131
Hilliard, Nassau	1,117
El Portal, Dade	1,116
Trenton, Gilchrist	1,101
Freeport, Walton	1,100
Wildwood, Sumter	1,090
Wilton Manors, Broward	1,088
Nokomis, Sarasota	1,071
Blountstown, Calhoun	1,052
Key Largo, Monroe	1,051
Jasper, Hamilton	1,042
Keystone Heights, Clay	1,040
Bushnell, Sumter	1,039
Frostproof, Polk	1,026
Lauderdale Lakes, Broward	1,011
Medley, Dade	1,007
Wewahitchka, Gulf	1,003
Hernando, Citrus	1,003
Polk City, Polk	987
Mary Esther, Okaloosa	974
Dunnellon, Citrus	965
Sanderson, Baker	960
Fellsmere, Indian River	947
Shalimar, Okaloosa	931
Fisher Island, Dade	923
Spring Hill, Pasco	918
Minneola, Lake	916
Everglades National Park, Dade	909
Port Saint Joe, Gulf	906
Marco Island, Collier	894
Moore Haven, Glades	889
Chiefland, Levy	879
Cocoa Beach, Brevard	878
Trinity, Pasco	866
Thonotosassa, Hillsborough	862
Sorrento, Lake	856
High Springs, Alachua	855
Pahokee, Palm Beach	852
Fort Meade, Polk	852
Coleman, Sumter	852
Fruitland Park, Lake	842
South Bay, Palm Beach	839
Englewood, Sarasota	832
Bristol, Liberty	829
Cross City, Dixie	827
Indialantic, Brevard	815
Glen Saint Mary, Baker	807
Southwest Ranches, Broward	804
Marathon, Monroe	784
Crescent City, Putnam	780
Umatilla, Lake	763
Interlachen, Putnam	759
Miramar Beach, Walton	757

# COVID-19: characteristics of 2,216,159 Florida resident cases

Data through May 5, 2021 verified as of May 6, 2021 at 09:25 AM

Data in this report are provisional and subject to change.

The table below includes the cities and counties of residence for cases in Florida residents based on the patient's ZIP Code.

Note that city is not always received as part of the initial notification and may be missing while the case is being investigated.

City and county	Cases
West Melbourne, Brevard	756
Lake Alfred, Polk	743
Fort Myers Beach, Lee	743
Chattahoochee, Gadsden	728
Old Town, Dixie	719
Weeki Wachee, Hernando	710
Bowling Green, Hardee	709
Olympia Heights, Dade	704
Uleta, Dade	701
Jacksonville, St. Johns	697
South Daytona, Volusia	687
Silver Springs, Marion	686
Lawtey, Bradford	681
Coral, Dade	678
Neptune Beach, Duval	673
Fort White, Columbia	672
Surfside, Dade	654
Palm Beach, Palm Beach	647
Belle Isle, Orange	643
Gulfport, Pinellas	626
Bronson, Levy	625
Baker, Okaloosa	617
Bunnell, Flagler	612
Clearwater Beach, Pinellas	611
Mascotte, Lake	610
Rotunda West, Charlotte	575
Sneads, Jackson	570
Myakka City, Manatee	557
Mims, Brevard	557
Hawthorne, Alachua	552
Jay, Santa Rosa	550
Oxford, Sumter	541
Cape Canaveral, Brevard	529
Dundee, Polk	529
Carrabelle, Franklin	527
Oakland, Orange	526
Tavernier, Monroe	524
Alva, Lee	522
Ocklawaha, Marion	519
Citra, Marion	512
Missing, Volusia	511
Melbourne Beach, Brevard	511
Cottondale, Jackson	509
Sweetwater, Dade	506
Florida State University, Leon	505
Zolfo Springs, Hardee	505
Indian Harbour Beach, Brevard	503
Bal Harbour, Dade	500
Flagler Beach, Flagler	494
Molino, Escambia	494
Midway, Gadsden	488
Celebration, Osceola	482
Youngstown, Bay	478
Webster, Sumter	475
East Palatka, Putnam	473
Bell, Gilchrist	463
Altha, Calhoun	451
Branford, Suwannee	440
Eagle Lake, Polk	433

# COVID-19: characteristics of 2,216,159 Florida resident cases

Data through May 5, 2021 verified as of May 6, 2021 at 09:25 AM

Data in this report are provisional and subject to change.

The table below includes the cities and counties of residence for cases in Florida residents based on the patient's ZIP Code.

Note that city is not always received as part of the initial notification and may be missing while the case is being investigated.

City and county	Cases
De Leon Springs, Volusia	433
Apalachicola, Franklin	432
West Miami, Dade	426
Missing, Orange	426
Haverhill, Palm Beach	425
Archer, Alachua	422
Osprey, Sarasota	413
Chuluota, Seminole	408
Floral City, Citrus	406
Ave Maria, Collier	402
Tequesta, Palm Beach	399
Centerville, Leon	397
Lake Park, Palm Beach	395
Holly Hill, Volusia	390
Hastings, St. Johns	388
Pierson, Volusia	378
Grand Ridge, Jackson	377
Raiford, Union	376
Grand Island, Lake	371
Montverde, Lake	359
Indian Rocks Beach, Pinellas	346
Malabar, Brevard	344
Gotha, Orange	344
Alafaya, Orange	341
Hallandale Beach, Broward	337
Bryceville, Nassau	337
Greenville, Madison	335
Vernon, Washington	334
Satsuma, Putnam	333
Kenneth City, Pinellas	330
Elkton, St. Johns	325
Fort McCoy, Marion	322
Lake Panasoffkee, Sumter	322
Malone, Jackson	321
Sebastian, Brevard	320
Jennings, Hamilton	318
Reddick, Marion	315
Melrose, Putnam	314
Laurel Hill, Okaloosa	309
Belleair, Pinellas	309
Eastpoint, Franklin	307
Geneva, Seminole	303
San Antonio, Pasco	301
Greenacres, Palm Beach	301
Westville, Holmes	300
Anthony, Marion	300
Morriston, Levy	299
Winter Park, Seminole	298
Valparaiso, Okaloosa	296
Lehigh, Lee	296
O Brien, Suwannee	290
Greenwood, Jackson	282
Ponce De Leon, Holmes	278
Kindred, Osceola	275
Fern Park, Seminole	274
South Pasadena, Pinellas	266
Eglin Air Force Base, Okaloosa	260
Inlet Beach, Walton	259
Sanibel, Lee	256

# COVID-19: characteristics of 2,216,159 Florida resident cases

Data through May 5, 2021 verified as of May 6, 2021 at 09:25 AM

Data in this report are provisional and subject to change.

The table below includes the cities and counties of residence for cases in Florida residents based on the patient's ZIP Code.

Note that city is not always received as part of the initial notification and may be missing while the case is being investigated.

City and county	Cases
Islamorada, Monroe	253
University Of Central Fl, Orange	253
Weirsdale, Marion	251
Edgewood, Orange	248
Poinciana, Polk	246
Fountain, Bay	246
White Springs, Hamilton	244
Longboat Key, Manatee	244
Lee, Madison	241
Southport, Bay	240
Cutler Bay, Dade	237
Saint James City, Lee	237
Gretna, Gadsden	236
Hosford, Liberty	229
Madeira Beach, Pinellas	226
Wellborn, Suwannee	225
Astatula, Lake	223
Lakewood Ranch, Manatee	223
Holt, Okaloosa	222
Howey-In-The-Hills, Lake	221
Juno Beach, Palm Beach	220
Lauderdale By The Sea, Broward	214
Lake Helen, Volusia	213
Atlantis, Palm Beach	213
Babson Park, Polk	213
Mcdavid, Escambia	212
Holmes Beach, Manatee	210
Micanopy, Alachua	207
Bay Harbor Islands, Dade	206
Osteen, Volusia	204
Altoona, Lake	202
Center Hill, Sumter	199
Zellwood, Orange	199
Sopchoppy, Wakulla	198
Azalea Park, Orange	195
Alford, Jackson	193
Mcalpin, Suwannee	192
The Villages, Lake	186
Viera, Brevard	184
The Villages, Marion	183
Golden Beach, Dade	182
Odessa, Pasco	181
Hypoluxo, Palm Beach	181
Bokeelia, Lee	180
Summerland Key, Monroe	177
Missing, Lee	176
Mangonia Park, Palm Beach	175
Pomona Park, Putnam	173
Oak Hill, Volusia	170
Ponce Inlet, Volusia	168
University Of Fl, Alachua	167
University Of Miami, Dade	167
Rocky Point, Hillsborough	166
Grant-Valkaria, Brevard	165
Paisley, Lake	164
Lutz, Pasco	163
Caryville, Washington	162
Bay Lake, Orange	159
Sumterville, Sumter	159



# COVID-19: characteristics of 2,216,159 Florida resident cases

Data through May 5, 2021 verified as of May 6, 2021 at 09:25 AM

Data in this report are provisional and subject to change.

The table below includes the cities and counties of residence for cases in Florida residents based on the patient's ZIP Code.

Note that city is not always received as part of the initial notification and may be missing while the case is being investigated.

City and county	Cases
Lockhart, Orange	157
Citrus Springs, Citrus	154
Hollister, Putnam	152
Christmas, Orange	150
Big Pine Key, Monroe	149
Hiawassee, Orange	147
San Mateo, Putnam	147
Carrollwood, Hillsborough	146
Inglis, Levy	146
Lady Lake, Sumter	145
Clair-Mel City, Hillsborough	139
West Park, Broward	138
Missing, St. Johns	136
Lake Hamilton, Polk	135
Buena Ventura Lakes, Osceola	135
Baldwin, Duval	134
Cloud Lake, Palm Beach	134
University Of Central Florida, Orange	133
Clarksville, Calhoun	132
Kendall, Dade	131
Apopka, Seminole	130
Hampton, Bradford	129
Harmony, Osceola	129
Missing, Sumter	129
Missing, Pinellas	128
Steinhatchee, Taylor	127
Placida, Charlotte	127
Belleair Beach, Pinellas	124
Matlacha, Lee	123
City Of Sunrise, Broward	122
Dania Beach, Broward	120
Lighthouse Point, Broward	119
Tierra Verde, Pinellas	119
Seville, Volusia	119
Temple Terrace, Hillsborough	118
Barry University, Dade	115
Saint Leo, Pasco	114
Dinsmore, Duval	114
Hurlburt Field, Okaloosa	113
Callaway, Bay	113
Sunny Isles Beach, Dade	113
Astor, Lake	112
Cedar Key, Levy	111
Panacea, Wakulla	110
Bradenton Beach, Manatee	108
Brooker, Bradford	107
Florahome, Putnam	105
Lamont, Jefferson	104
Princeton, Dade	104
Canal Point, Palm Beach	103
Waldo, Alachua	103
Barefoot Bay, Brevard	102
Fruit Cove, St. Johns	101
Tyndall Air Force Base, Bay	100
Florida Gulf Coast Univ, Lee	99
South Fort Myers, Lee	98
University Of South Florida, Hillsborough	98
Kathleen, Polk	97
Bascom, Jackson	96

# COVID-19: characteristics of 2,216,159 Florida resident cases

Data through May 5, 2021 verified as of May 6, 2021 at 09:25 AM

Data in this report are provisional and subject to change.

The table below includes the cities and counties of residence for cases in Florida residents based on the patient's ZIP Code.

Note that city is not always received as part of the initial notification and may be missing while the case is being investigated.

City and county	Cases
Missing, Lake	95
Lorida, Highlands	94
Ocean Ridge, Palm Beach	93
Crystal Beach, Pinellas	92
Maitland, Seminole	92
Pinetta, Madison	90
Fort Denaud, Hendry	90
F M, Lee	88
Saint Pete Beach, Pinellas	88
Missing, St. Lucie	87
Missing, Marion	85
Yalaha, Lake	83
Boca Grande, Lee	82
Patrick Air Force Base, Brevard	81
Wekiwa Springs, Seminole	79
Welaka, Putnam	79
Eatonville, Orange	79
Palma Ceia, Hillsborough	76
North Venice, Sarasota	75
Avon Park, Polk	73
Cudjoe Key, Monroe	72
Missing, Duval	72
Campbellton, Jackson	72
Miami Springs, Dade	71
Ochopee, Collier	71
Air Mail Facility, Dade	69
Anna Maria, Manatee	69
Reunion, Osceola	68
Georgetown, Putnam	68
Northdale, Hillsborough	68
Greensboro, Gadsden	67
Missing, Palm Beach	67
Felda, Hendry	66
Destin, Walton	66
Stock Island, Monroe	65
Missing, Pasco	65
Treasure Island, Pinellas	63
North Redington Beach, Pinellas	63
Duette, Manatee	60
Mexico Beach, Bay	60
Bonita Beach, Lee	59
Micco, Brevard	59
Orlando, Seminole	58
Bellview, Escambia	58
Okahumpka, Lake	57
University Of Tampa, Hillsborough	57
Lake Suzy, Desoto	56
Miromar Lakes, Lee	55
Walnut Hill, Escambia	55
Ona, Hardee	55
Singer Island, Palm Beach	55
Green Acres, Palm Beach	54
Missing, Santa Rosa	54
Enterprise, Volusia	54
Highland City, Polk	54
Heathrow, Seminole	54
Miami, Broward	53
Stetson University, Volusia	52
Orlando, Dade	52

# COVID-19: characteristics of 2,216,159 Florida resident cases

Data through May 5, 2021 verified as of May 6, 2021 at 09:25 AM

Data in this report are provisional and subject to change.

The table below includes the cities and counties of residence for cases in Florida residents based on the patient's ZIP Code.

Note that city is not always received as part of the initial notification and may be missing while the case is being investigated.

City and county	Cases
Aloma, Orange	52
Town N Country, Hillsborough	52
Palm Beach Shores, Palm Beach	51
Intercession City, Osceola	50
Salt Springs, Marion	50
Terra Ceia, Manatee	50
Naranja, Dade	49
Waverly, Polk	49
Florida International Univ, Dade	48
Missing, Broward	47
Cinco Bayou, Okaloosa	47
Eaton Park, Polk	47
Bayonet Point, Pasco	47
Florence Villa, Polk	46
Missing, Hillsborough	45
Ebro, Washington	45
Key Colony Beach, Monroe	45
Kenansville, Osceola	45
Village Wellington, Palm Beach	45
Orlando, Osceola	45
Sewalls Point, Martin	44
Manalapan, Palm Beach	43
Miami Shores, Dade	43
Lacoochee, Pasco	43
Gulf Breeze, Escambia	43
Village Of Wellington, Palm Beach	42
North Bay Village, Dade	42
Ridge Manor, Pasco	42
Cortez, Manatee	41
Missing, Seminole	41
Lakeshore, Polk	41
Saint Johns, Duval	40
Pine Hills, Orange	40
Bayshore Gardens, Manatee	40
Davenport, Osceola	39
Westlake, Palm Beach	39
Bonaventure, Broward	39
Sugarloaf Key, Monroe	39
Pasadena, Pinellas	38
Hialeah Gardens, Dade	38
Bradley, Polk	38
Florida A And M University, Leon	38
Jupiter, Martin	38
Ponte Vedra, Duval	38
Highland Beach, Palm Beach	37
Bay Pines, Pinellas	37
Univ Of FI Student Dorms, Alachua	37
Eloise, Polk	37
Orlando, Volusia	37
Orlando, Broward	37
Lulu, Columbia	36
Lealman, Pinellas	36
Tice, Lee	36
Homeland, Polk	35
Palm Shores, Brevard	35
Poinciana, Osceola	35
Venus, Highlands	35
Orlando, Polk	34
Hallandle Beach, Broward	34

# COVID-19: characteristics of 2,216,159 Florida resident cases

Data through May 5, 2021 verified as of May 6, 2021 at 09:25 AM

Data in this report are provisional and subject to change.

The table below includes the cities and counties of residence for cases in Florida residents based on the patient's ZIP Code.

Note that city is not always received as part of the initial notification and may be missing while the case is being investigated.

City and county	Cases
Flemington, Marion	34
Siesta Key, Sarasota	34
City Of Westlake, Palm Beach	34
Sydney, Hillsborough	33
Dowling Park, Suwannee	33
Indian Lake Estates, Polk	33
Homosassa Springs, Citrus	32
Alturas, Polk	32
Wekiva Springs, Seminole	32
Kinard, Calhoun	32
Bagdad, Santa Rosa	32
Nocatee, Desoto	31
South Palm Beach, Palm Beach	31
Mcintosh, Marion	31
Westchase, Hillsborough	30
Saint Marks, Wakulla	30
Missing, Manatee	29
Archer, Levy	29
Little Torch Key, Monroe	29
Chokoloskee, Collier	29
Palmdale, Glades	29
Penney Farms, Clay	29
Bonita Springs, Collier	29
Horseshoe Beach, Dixie	28
Pembroke Park, Broward	28
Tangerine, Orange	28
Orlando, Hillsborough	28
Pine Castle, Orange	28
Balm, Hillsborough	27
New Smyrna, Volusia	27
Miami, Unknown	27
Florida State, Leon	27
Caryville, Holmes	27
Paxton, Walton	26
Long Key, Monroe	26
Sparr, Marion	26
Redington Shores, Pinellas	26
Missing, Indian River	26
Fort Lauderdale, Dade	26
Orange Lake, Marion	26
Missing, Citrus	26
Earleton, Alachua	25
Missing, Monroe	25
Tioga, Alachua	25
Missing, Escambia	25
Hawthorne, Putnam	25
South Miami Heights, Dade	25
Pensacola Beach, Santa Rosa	25
Yankeetown, Levy	25
Labelle, Glades	25
Missing, Brevard	24
Loughman, Polk	24
Goulds, Dade	24
Santa Fe, Alachua	24
Union Park, Orange	24
Wabasso, Indian River	24
Boca Raton, Broward	24
Bostwick, Putnam	23
Champions Gate, Polk	22

# COVID-19: characteristics of 2,216,159 Florida resident cases

Data through May 5, 2021 verified as of May 6, 2021 at 09:25 AM

Data in this report are provisional and subject to change.

The table below includes the cities and counties of residence for cases in Florida residents based on the patient's ZIP Code.

Note that city is not always received as part of the initial notification and may be missing while the case is being investigated.

City and county	Cases
Florida Dept Of Corrections, Union	22
Wausau, Washington	22
Plymouth, Orange	22
Citrus Ridge, Indian River	22
Crystal Springs, Pasco	22
Laud-By-The-Sea, Broward	22
Missing, Okaloosa	22
Mango, Hillsborough	22
Kissimmee, Orange	22
La Crosse, Alachua	22
Buckingham, Lee	22
Branford, Lafayette	22
Mexico Beach, Gulf	22
Florida International University, Dade	22
Sun City, Hillsborough	21
Perdido Key, Escambia	21
Parker, Bay	21
Ramrod Key, Monroe	21
Everglades City, Collier	21
Fort Ogden, Desoto	21
Bonifay, Washington	21
Missing, Collier	20
Trenton, Levy	20
Jensen Beach, St. Lucie	20
Lake Como, Putnam	20
Candler, Marion	20
Golden Oak, Orange	20
Hollywood, Dade	20
Indian River Shores, Indian River	20
Goodland, Collier	20
Babcock Ranch, Lee	19
High Springs, Gilchrist	19
Maxville, Duval	19
Nalcrest, Polk	19
Lake Buena Vista, Orange	19
Lowell, Marion	19
Brooksville, Pasco	19
Orlando, Palm Beach	19
Wildlight, Nassau	19
Forest City, Orange	18
Belleair Bluffs, Pinellas	18
Johns Pass Village, Pinellas	18
West Panama City Beach, Bay	18
Florida State Univ Admin, Leon	18
Babcock Ranch, Charlotte	18
Lakewood Ranch, Sarasota	18
Tallevast, Manatee	18
Gulf Stream, Palm Beach	18
Nichols, Polk	18
Hillsboro Beach, Broward	17
Missing, Martin	17
Braden River, Manatee	17
Mount Dora, Orange	17
Missing, Bay	17
Webster, Hernando	17
Shady Hills, Pasco	17
Hutchinson Island, St. Lucie	17
Graceville, Holmes	17
Lake Monroe, Seminole	17

# COVID-19: characteristics of 2,216,159 Florida resident cases

Data through May 5, 2021 verified as of May 6, 2021 at 09:25 AM

Data in this report are provisional and subject to change.

The table below includes the cities and counties of residence for cases in Florida residents based on the patient's ZIP Code.

Note that city is not always received as part of the initial notification and may be missing while the case is being investigated.

City and county	Cases
Hialeah, Broward	17
Daytona Beach Shores, Volusia	17
Deer Island, Lake	17
Trilby, Pasco	17
Wewahitchka, Calhoun	16
Lake City, Suwannee	16
Woodville, Leon	16
Otter Creek, Levy	16
Miami Gardens, Broward	16
Hernando Beach, Hernando	16
Gulf Hammock, Levy	16
White Springs, Columbia	16
Graham, Bradford	16
Suwannee, Dixie	16
Village Of Palmetto Bay, Dade	15
Dade City, Hernando	15
Indian Creek Village, Dade	15
Eau Gallie, Brevard	15
Saint Lucie West, St. Lucie	15
Orlando, Lake	15
Watersound, Walton	15
Orlando, Pinellas	15
Winter Garden, Lake	15
Murdock, Charlotte	14
Choctaw Beach, Okaloosa	14
Copeland, Collier	14
Los Angeles, Dade	14
Durant, Hillsborough	14
Laurel Hill, Walton	14
Wahneta, Polk	14
Virginia Gardens, Dade	14
Mount Plymouth, Lake	13
Holder, Citrus	13
Elfers, Pasco	13
Roseland, Indian River	13
Gonzalez, Escambia	13
Kingsley Lake, Bradford	13
Steinhatchee, Dixie	13
Long Boat Key, Manatee	13
Orlando, Brevard	13
Saint George Island, Franklin	13
Unknown, Dade	13
Alys Beach, Bay	13
Fort Charlotte, Charlotte	13
East Lake, Marion	12
Redington Beach, Pinellas	12
Captiva, Lee	12
Grandin, Putnam	12
Umatilla, Marion	12
Pensacola Beach, Escambia	12
Rosemary Beach, Walton	12
Leisure City, Dade	12
Citrus Hills, Citrus	12
Fanning Springs, Gilchrist	12
Missing, Putnam	12
Greenville, Taylor	11
Day, Lafayette	11
Cypress, Jackson	11
Naples, Lee	11



# COVID-19: characteristics of 2,216,159 Florida resident cases

Data through May 5, 2021 verified as of May 6, 2021 at 09:25 AM

Data in this report are provisional and subject to change.

The table below includes the cities and counties of residence for cases in Florida residents based on the patient's ZIP Code.

Note that city is not always received as part of the initial notification and may be missing while the case is being investigated.

City and county	Cases
Deerfield Beach, Palm Beach	11
Missing, Polk	11
Gibsonia, Polk	11
Sea Ranch Lakes, Broward	11
Missing, Sarasota	11
Goldenrod, Seminole	11
Missing, Taylor	10
Telogia, Liberty	10
Innovation, Pasco	10
University Park, Manatee	10
Worthington Springs, Union	10
Rubonia, Manatee	10
Haines Creek, Lake	10
Forest City, Seminole	10
Missing, Nassau	10
Ozona, Pinellas	10
Seacrest, Walton	10
Briny Breezes, Palm Beach	10
Basinger, Okeechobee	10
Orlando, Leon	10
Orlando, Duval	10
Perrine, Dade	10
Saint Augustine, Duval	9
West Delray Beach, Palm Beach	9
Grant Valkaria, Brevard	9
High Springs, Columbia	9
Nobleton, Hernando	9
Passport, Unknown	9
Ybor City, Hillsborough	9
Lamont, Madison	9
Lloyd, Jefferson	9
Beverly Beach, Flagler	9
Saint Augustine Beach, St. Johns	9
Putnam Hall, Putnam	9
Ferndale, Lake	9
Barberville, Volusia	9
Cottdale, Washington	9
Scottsmoor, Brevard	9
Palma Sola, Manatee	9
Missing, Clay	8
Jerome, Collier	8
Ponce De Leon, Walton	8
Fairfield, Marion	8
Cross Creek, Alachua	8
Indian Shores, Pinellas	8
Quail Heights, Dade	8
Palm City, St. Lucie	8
Seybold, Dade	8
White City, Gulf	8
Pine Ridge, Citrus	8
Keystone Heights, Bradford	8
Salem, Taylor	8
Orange Springs, Marion	8
Oneco, Manatee	8
Weirsdale, Lake	8
Evinston, Alachua	8
Anastasia Island, St. Johns	8
East Rockland Key, Monroe	7
Missing, Flagler	7

# COVID-19: characteristics of 2,216,159 Florida resident cases

Data through May 5, 2021 verified as of May 6, 2021 at 09:25 AM

Data in this report are provisional and subject to change.

The table below includes the cities and counties of residence for cases in Florida residents based on the patient's ZIP Code.

Note that city is not always received as part of the initial notification and may be missing while the case is being investigated.

City and county	Cases
Orange Park, Duval	7
Port Saint John, Brevard	7
Inglis, Citrus	7
Fernandina, Nassau	7
Morriston, Marion	7
Orlando, Pasco	7
Longboat Key, Sarasota	7
Switzerland, St. Johns	7
Aripeka, Pasco	7
Maitland, Volusia	7
Valkaria, Brevard	7
Orlando, Alachua	7
River Ranch, Polk	7
Niceville, Walton	7
Okeechobee, Glades	7
Punta Gorda, Lee	6
Orlando, Unknown	6
Holt, Santa Rosa	6
Inlet Beach, Bay	6
Deland, Lake	6
Sunny Hills, Washington	6
Shady Grove, Taylor	6
Orlando, Flagler	6
Orlando, Marion	6
Oklawaha, Marion	6
Port Salerno, Martin	6
Ridge Manor Estates, Sumter	6
Maitland, Hillsborough	6
Winter Park, Polk	6
Winderemere, Orange	6
Lake Worth, Broward	6
Grove City, Charlotte	6
Coco River, Collier	6
Eglin, Okaloosa	6
Bruce, Holmes	6
Missing, Walton	6
Labelle, Lee	6
Missing, Osceola	6
Duck Key, Monroe	6
Newberry, Gilchrist	6
San Carlos Park, Lee	6
Miccosukee, Leon	6
Glenwood, Volusia	6
Clarcona, Orange	6
Orchid, Indian River	6
Maitland, Osceola	6
Bradenton, Sarasota	6
Ocoee, Lake	6
Missing, Unknown	6
Point Washington, Walton	6
Mayport Naval Station, Duval	6
Lake Butler, Bradford	6
Missing, Alachua	5
Delray Beach, Broward	5
Alys Beach, Walton	5
Seacrest, Bay	5
Williston, Marion	5
Okeechobee, Martin	5
Orlando, Manatee	5

# COVID-19: characteristics of 2,216,159 Florida resident cases

Data through May 5, 2021 verified as of May 6, 2021 at 09:25 AM

Data in this report are provisional and subject to change.

The table below includes the cities and counties of residence for cases in Florida residents based on the patient's ZIP Code.

Note that city is not always received as part of the initial notification and may be missing while the case is being investigated.

City and county	Cases
Pompano Beach, Palm Beach	5
Wakulla Springs, Wakulla	5
Cypress Gardens, Polk	5
Island Grove, Alachua	5
Okeechobee, Osceola	5
University Of Central Fl, Hillsborough	5
Cape Haze, Charlotte	5
Bayou George, Bay	5
Boynton Beach, Broward	5
Miramar, Dade	5
Fort Lauderdale, Palm Beach	5
Jacksonville Naval Air Station, Duval	5
Missing, Highlands	5
Missing, Columbia	5
Highland Park, Polk	5
Ebro, Bay	5
Los Angeles, Broward	5
Westchester, Dade	5
Mid Florida, Seminole	5
Ocean Breeze, Martin	5
Missing, Leon	5
Missing, Hernando	5
Milton, Escambia	5
Mayport, Duval	5
Clermont, Polk	5
Jacksonville, Clay	5
Greenville, Jefferson	5
Pass, Unknown	5
Missing, Jackson	5
Stuart, St. Lucie	5
Lake Geneva, Clay	5
Miami, Palm Beach	5
Live Oak, Madison	4
Loxahatchee Groves, Palm Beach	4
West Bradenton, Manatee	4
Marina Del Rey, Dade	4
Melrose, Bradford	4
Jacksonville, Dade	4
Arcadia, Hillsborough	4
Lake Harbor, Palm Beach	4
Glen Ridge, Palm Beach	4
Coconut Creek, Palm Beach	4
Orem, Palm Beach	4
Branford, Gilchrist	4
Clewiston, Palm Beach	4
Conch Key, Monroe	4
North Fort Myers, Charlotte	4
Sharpes, Brevard	4
Sugarloaf, Monroe	4
Wacissa, Jefferson	4
Lazy Lake, Broward	4
Lamont, Taylor	4
International Service Center, Dade	4
Indian Rock Beach, Pinellas	4
Bowling Green, Polk	4
Plantation Key, Monroe	4
North Miami Beach, Broward	4
Sandestin, Walton	4
Pompano Beach, Dade	4

# COVID-19: characteristics of 2,216,159 Florida resident cases

Data through May 5, 2021 verified as of May 6, 2021 at 09:25 AM

Data in this report are provisional and subject to change.

The table below includes the cities and counties of residence for cases in Florida residents based on the patient's ZIP Code.

Note that city is not always received as part of the initial notification and may be missing while the case is being investigated.

City and county	Cases
Bella Collina, Lake	4
Bonnie, Dade	4
El Jobean, Charlotte	4
Hinsdale, Manatee	4
Miami Beach, Unknown	4
Jonesville, Alachua	4
Marathon Shores, Monroe	4
Marco Island, Lee	3
Kathleen, Pasco	3
Julington Creek, St. Johns	3
Jupiter Island, Martin	3
Mims, Volusia	3
Ocean Reef Club, Monroe	3
Missing, Washington	3
Alford, Washington	3
Altamonte Springs, Orange	3
Port St. Lucie, St. Lucie	3
Pass-A-Grille, Pinellas	3
Orlando, Escambia	3
Vero Beach, St. Lucie	3
Winter Park, Volusia	3
Monticello, Madison	3
Samoset, Manatee	3
Vernon, Bay	3
Cape San Blas, Gulf	3
Apopka, Lake	3
Crestview, Walton	3
Cross Key, Monroe	3
Fernandina Beach, Duval	3
Fpo, Duval	3
Green Cove Springs, Duval	3
Mayport Naval Housing, Duval	3
Land O Lakes, Hillsborough	3
Lady Lake, Marion	3
Homeless, Hillsborough	3
Jacksonville , Duval	3
Brooklyn, Broward	3
Ft Pierce, St. Lucie	3
Westville, Walton	3
Orlo Vista, Orange	3
Pembroke Lakes, Broward	3
Milligan, Okaloosa	3
Sorrento, Orange	3
Stuart, Palm Beach	3
Chicago, Lee	3
Coraopolis, Citrus	3
Champions Gate, Osceola	3
Bristol, Calhoun	3
Aventura, Broward	3
Jacksonville, Alachua	3
Marina Del Rey, Broward	3
Kissimmee, Unknown	3
Pp, Dade	3
Wimauma, Manatee	3
Woodside, Broward	3
Brewton, Escambia	3
Apopka, Broward	3
Lanark Village, Franklin	3
Maitland, Polk	3

# COVID-19: characteristics of 2,216,159 Florida resident cases

Data through May 5, 2021 verified as of May 6, 2021 at 09:25 AM

Data in this report are provisional and subject to change.

The table below includes the cities and counties of residence for cases in Florida residents based on the patient's ZIP Code.

Note that city is not always received as part of the initial notification and may be missing while the case is being investigated.

City and county	Cases
Inverness, Polk	3
Pass, Dade	3
Vero Beach, Brevard	3
Ludlam, Dade	3
Laurel, Sarasota	3
Clermont, Orange	3
Miami Shores, Broward	3
Pineland, Lee	3
Tampa, Pinellas	3
Tampa Palms, Hillsborough	3
Tarpon Springs, Pasco	3
Winter Garden, Seminole	3
West Palm Beach, Broward	3
Village Of Golf, Palm Beach	3
Wildwood, Marion	3
Saint Petersburg, Hillsborough	3
Palm Coast, Volusia	3
Port Saint Lucie, Martin	3
Saint Augusaintine Beach, St. Johns	3
Loxahatchee, Broward	3
Lynbrook, Broward	3
Miami, Orange	3
Lake City, Duval	3
Lakeland, Hillsborough	3
Immokalee, Lee	3
Hallandale Beach, Dade	3
Bradington, Manatee	3
Blountstown, Liberty	3
Blountstown, Jackson	2
Alligator Point, Franklin	2
Crawfordville, Leon	2
Eatonville, Lake	2
Miami, Hillsborough	2
Lutz, Pinellas	2
Los Angeles, Okaloosa	2
Louisville, Manatee	2
Lawtey, Union	2
Lehigh Acres, Dade	2
Phoenix, Lake	2
Mount Pleasant, Gadsden	2
Navarre, Okaloosa	2
Opa Locka, Broward	2
None, Dade	2
Seven Springs, Pasco	2
Upper Key Largo, Monroe	2
University Of Central Florida, Brevard	2
West Villages, Sarasota	2
Zellwood, Lake	2
Weston, Dade	2
West Palm Beach, Dade	2
Winter Park, Leon	2
Palm Springs North, Dade	2
Redland, Dade	2
St John, Broward	2
Melrose, Alachua	2
Olustee, Baker	2
Orlando, Santa Rosa	2
Orlando, Charlotte	2
Doctors Inlet, Clay	2

# COVID-19: characteristics of 2,216,159 Florida resident cases

Data through May 5, 2021 verified as of May 6, 2021 at 09:25 AM

Data in this report are provisional and subject to change.

The table below includes the cities and counties of residence for cases in Florida residents based on the patient's ZIP Code.

Note that city is not always received as part of the initial notification and may be missing while the case is being investigated.

City and county	Cases
Bronx, Seminole	2
Bonifay, Jackson	2
Bonnie, Duval	2
Bonnie, Sarasota	2
Lake Helen, Orange	2
Lecanto, Marion	2
Maitland, Leon	2
Jacksonville, Unknown	2
Fort Pierce, Martin	2
Fort Myers, Collier	2
University Of Central Florida, Broward	2
West Point, Lee	2
Saint Teresa, Wakulla	2
Maitland, Pasco	2
Miamt, Dade	2
Orlando, Okaloosa	2
North Miami, Broward	2
Knoxville, Escambia	2
Florida Power & Light Co, Dade	2
Homeless, Dade	2
Hialeah, Unknown	2
Apopka, Unknown	2
Amelia City, Nassau	2
Alligator Point, Wakulla	2
Casselberry, Orange	2
Chipley, Jackson	2
Maitland, Lake	2
Hialeah Lakes, Dade	2
Hialeah, Orange	2
Jan Phyl Village, Polk	2
Moore Haven, Hendry	2
Naples, Broward	2
Cassadaga, Volusia	2
Fort Walton Beach, Walton	2
Duke Field Air Force Station, Okaloosa	2
Dunnellon, Levy	2
Yalhala, Lake	2
University Of Central Florida, Palm Beach	2
University Of Central Florida, Pinellas	2
Sumatra, Liberty	2
Pp, Unknown	2
Provo, Broward	2
Pensacola, Santa Rosa	2
Longview, Dade	2
Melrose, Clay	2
Jacksonville Naval Hospital, Duval	2
Hosford, Calhoun	2
Dfafs, Okaloosa	2
Tampa, Hernando	2
Noma, Holmes	2
Sebring, Desoto	2
Saint Lucie Village, St. Lucie	2
Ormond Beach, Flagler	2
Pembroke Pines, Dade	2
Wauchula, Desoto	2
Yeehaw, Okeechobee	2
Northport, Sarasota	2
Saint Marys, Nassau	2
Red Bay, Holmes	2



# COVID-19: characteristics of 2,216,159 Florida resident cases

Data through May 5, 2021 verified as of May 6, 2021 at 09:25 AM

Data in this report are provisional and subject to change.

The table below includes the cities and counties of residence for cases in Florida residents based on the patient's ZIP Code.

Note that city is not always received as part of the initial notification and may be missing while the case is being investigated.

City and county	Cases
Port Saint Lucie, Palm Beach	2
Woodstock, Lee	2
West Lafayette, Broward	2
Windermere, Lake	2
Sutton, Pasco	2
Tequesta, Martin	2
Fort Lauderdale, Alachua	2
Bay Harbor Islands, Unknown	2
Alachua, Duval	2
Cross City, Taylor	2
Carl Fisher, Dade	2
Jupiter, Dade	2
Micanopy, Marion	2
Marysville, Dade	2
Lake Clarke Shores, Palm Beach	2
FI State Univ Student, Leon	2
Defuniak Springs, Okaloosa	2
Cibolo, Orange	2
Claysville, Hernando	2
Crescent Beach, Sarasota	2
Callahan, Duval	2
Tampa, Broward	2
Tarpon Springs, Hillsborough	2
South Miami, Broward	2
Port Canaveral, Brevard	2
Monument, Broward	2
Orlando, St. Lucie	2
Winter Springs, Orange	2
Windermere, Hillsborough	2
Venice, Dade	2
Pompano Beach, Osceola	2
Port Charlotte, Lee	2
Sand Lake, Orange	2
Swansea, Lee	2
Union, Manatee	2
University Of Central FI, Seminole	2
At Large, Broward	2
Boys Ranch, Suwannee	2
Eatonville, Polk	2
New Port Richey, Hillsborough	2
Okeechobee, Highlands	2
Miami, Martin	2
Long Beach, Orange	2
Labelle, Collier	2
Fort Pierce, Brevard	2
Jena, Taylor	2
Indianapolis, Lee	1
Gwynn Oak, Polk	1
Lake In The Hills, Broward	1
Jupiter, Pinellas	1
Kansas City, Palm Beach	1
Litchfield Park, Monroe	1
Littleton, St. Johns	1
Marianna, Leon	1
Marianna, Washington	1
Mary Esther, Hillsborough	1
Los Angeles, Orange	1
Maitland, Palm Beach	1
Mattoon, Lee	1

# COVID-19: characteristics of 2,216,159 Florida resident cases

Data through May 5, 2021 verified as of May 6, 2021 at 09:25 AM

Data in this report are provisional and subject to change.

The table below includes the cities and counties of residence for cases in Florida residents based on the patient's ZIP Code.

Note that city is not always received as part of the initial notification and may be missing while the case is being investigated.

City and county	Cases
Milford, Bay	1
Milford, Unknown	1
Miramar, Unknown	1
Melbourne, Volusia	1
Missing, Franklin	1
Opa Locka, Orange	1
North Port, Charlotte	1
Newaygo, Charlotte	1
Na, Dade	1
Naples, Unknown	1
New Canaan, Dade	1
Denton, Broward	1
Destin, Bay	1
Eureka, Flagler	1
Evansville, Citrus	1
Crescent City, Marion	1
Crestview, Unknown	1
Commerce Township, Manatee	1
Crawfordville, Alachua	1
Fort Lauderdale, Lee	1
Fort Myers, Polk	1
Glens Falls, Broward	1
Fort Worth, Broward	1
Franklin, Orange	1
Frostproof, Highlands	1
Gainesville, Palm Beach	1
Gainesville, Santa Rosa	1
Brewster, Palm Beach	1
Brownsville, Escambia	1
Bryant, Palm Beach	1
Bonnie, St. Johns	1
Clearwater, Hillsborough	1
Coal City, Pasco	1
Celebration, Orange	1
Chicago, Broward	1
Austin, Dade	1
Apo, Collier	1
Big Torch Key, Monroe	1
Black, Holmes	1
Boca Raton, Lee	1
8852 Teacher Ln, Pasco	1
Addison, Pasco	1
Apopka, Citrus	1
Apopka, Hillsborough	1
Arabi, Orange	1
Unknown, Duval	1
Upland, Manatee	1
Valrico, Polk	1
Tampa, Citrus	1
Tampa, Duval	1
Surfside Beach, Orange	1
Temple, Palm Beach	1
Scottsdale, Brevard	1
Scottsdale, Palm Beach	1
Saint Petersburg, Duval	1
Saint Petersburg, Manatee	1
St Peterburg, Orange	1
Staten Island, Broward	1
Stiamk, Dade	1

# COVID-19: characteristics of 2,216,159 Florida resident cases

Data through May 5, 2021 verified as of May 6, 2021 at 09:25 AM

Data in this report are provisional and subject to change.

The table below includes the cities and counties of residence for cases in Florida residents based on the patient's ZIP Code.

Note that city is not always received as part of the initial notification and may be missing while the case is being investigated.

City and county	Cases
Summerdale, Escambia	1
Sun City Center, Lee	1
Port Saint Lucie, Marion	1
Saint Charles, Orange	1
Roswell, Bay	1
Royal Palm, Palm Beach	1
Ruskin, Dade	1
Ruskin, Manatee	1
Oviedo, Orange	1
Pace, Escambia	1
Painted Post, Pasco	1
Palatka, Marion	1
Pensacola Naval Hospital, Escambia	1
Pittsburgh, Alachua	1
Playa Del Rey, Palm Beach	1
Plymouth, Pasco	1
Wakefield, Broward	1
Waverly, Duval	1
Wabasha, Clay	1
Wekiwa Springs, Orange	1
Wildwood, Lee	1
Willington, Lee	1
Winnetka, Dade	1
Winter Garden, Osceola	1
Winter Haven, Leon	1
Winter Haven, Osceola	1
Winter Park, Duval	1
Winter Park, Palm Beach	1
Winter Springs, Polk	1
Youngstown, Washington	1
West Hollywood, Broward	1
Orlando, Walton	1
Oviedo, Lake	1
Orlando, St. Johns	1
Orem, Dade	1
Orlando, Citrus	1
Orlando, Collier	1
Orlando, Hernando	1
Ocala, Duval	1
Notrealville, Polk	1
Mokena, Lee	1
Myrtle Beach, Broward	1
Morrisville, Palm Beach	1
North Brunswick, St. Lucie	1
North Grafton, Dade	1
Nashville, Palm Beach	1
Rye, Palm Beach	1
Ridgewood, Lee	1
Roayl Palm Beach, Palm Beach	1
Roseville, Broward	1
San Fernando, Unknown	1
Saint Petersburg, Bay	1
Plantation, Leon	1
Pooler, Broward	1
Punta Gorda, Sarasota	1
Putnam, Putnam	1
Pensacola, Dade	1
Plant City, Polk	1
Panomo City, Bay	1

# COVID-19: characteristics of 2,216,159 Florida resident cases

Data through May 5, 2021 verified as of May 6, 2021 at 09:25 AM

Data in this report are provisional and subject to change.

The table below includes the cities and counties of residence for cases in Florida residents based on the patient's ZIP Code.

Note that city is not always received as part of the initial notification and may be missing while the case is being investigated.

City and county	Cases
Parrish, Sarasota	1
Seguin, Unknown	1
St Cloud, Orange	1
St Helena Is, Dade	1
Surprise, Unknown	1
Tinley Park, Manatee	1
Twentynine Palms, Broward	1
Vernon, Walton	1
Unknown, Manatee	1
Venezuela, Unknown	1
Waukesha, Volusia	1
Wilmington, Charlotte	1
Windermere, Alachua	1
Winfield, Hillsborough	1
Winter Garden, Unknown	1
Winter Park, Brevard	1
Whippany, Volusia	1
Xifamk, Dade	1
Buffalo, Dade	1
Canton, Duval	1
Brunswick, Polk	1
Bryceville, Duval	1
Bradentom, Manatee	1
Bradenton, Lee	1
Boca Raton, Dade	1
Boca Raton, Madison	1
Bogota, Unknown	1
Bal Harbour, Broward	1
Atlanta, Walton	1
Attalla, Broward	1
Auburn, Palm Beach	1
Autaugaville, Broward	1
Apopka, Volusia	1
Alachua, Suwannee	1
Alafaya, Broward	1
Alafaya, Pinellas	1
Crestview, Broward	1
Clearwater, Leon	1
Charlotte, Alachua	1
Crystal River, Marion	1
Dade City, Unknown	1
Dalecity, Okaloosa	1
Daytona Beach, Orange	1
Deerfield Beach, Polk	1
Dona Vista, Lake	1
East Setauket, Palm Beach	1
El Dorado, Palm Beach	1
Fayetteville, Broward	1
Fellsmere, Brevard	1
Florida City, Unknown	1
Fort Lauderdale, Collier	1
Fort Myers, Alachua	1
Fleming Island, Duval	1
Glen Cove, Unknown	1
Glen Saint Mary, Duval	1
Golf, Palm Beach	1
Great Neck, Dade	1
Gainesville, Levy	1
Immokalee, Walton	1

# COVID-19: characteristics of 2,216,159 Florida resident cases

Data through May 5, 2021 verified as of May 6, 2021 at 09:25 AM

Data in this report are provisional and subject to change.

The table below includes the cities and counties of residence for cases in Florida residents based on the patient's ZIP Code.

Note that city is not always received as part of the initial notification and may be missing while the case is being investigated.

City and county	Cases
Irmo, Unknown	1
Jacksonville, Baker	1
Jacksonville, Marion	1
Holiday, Hillsborough	1
Greensboro, Leon	1
Lake Forest, Collier	1
Macclenny, Dixie	1
Madison, Jefferson	1
Maitland, Collier	1
Key West, Palm Beach	1
Kilgore, Dade	1
Jupiter Inlet, Palm Beach	1
Land O Lakes, Unknown	1
Lawton, Okaloosa	1
Levittown, Palm Beach	1
Lima, Manatee	1
Lima, Volusia	1
Merrick, Palm Beach	1
Metter, Manatee	1
Miami, Osceola	1
Miamiardens, Unknown	1
Miamksaohes, Dade	1
Milford, Lee	1
Missing, Okeechobee	1
Monroe Township, Palm Beach	1
Monroe, Lee	1
Moore Haven, Okeechobee	1
Morrisville, Unknown	1
Matawan, Palm Beach	1
Mckinney, Broward	1
Miamc, Dade	1
Lake Butler, Alachua	1
Knoxville, Bay	1
Las Vegas, Palm Beach	1
Ldhl, Broward	1
Longwood, Volusia	1
Leesburg, Seminole	1
Lincoln, St. Lucie	1
Little Neck, Lee	1
Jupiter, St. Lucie	1
Kenilworth, Leon	1
Key West, Duval	1
Kingsland, Nassau	1
Keys West, Unknown	1
Jacksonville, Orange	1
Jefferson, Dade	1
Jonesboro, Leon	1
Intrcsion Cty, Osceola	1
Inverness, Marion	1
Inwood, Broward	1
Irvine, Marion	1
Istachatta, Hernando	1
Homeless, Monroe	1
Homeless, Pinellas	1
Howell, Dade	1
Hudson, Hernando	1
Hoclywsod, Dade	1
Holiday, Pinellas	1
Hernando, Marion	1

# COVID-19: characteristics of 2,216,159 Florida resident cases

Data through May 5, 2021 verified as of May 6, 2021 at 09:25 AM

Data in this report are provisional and subject to change.

The table below includes the cities and counties of residence for cases in Florida residents based on the patient's ZIP Code.

Note that city is not always received as part of the initial notification and may be missing while the case is being investigated.

City and county	Cases
Hialeah, Collier	1
Indian Rocks Beach, Duval	1
Indiantown, Palm Beach	1
Inglewood, Sarasota	1
Carmel, Orange	1
Cedar Springs, Hernando	1
Caracas, Dade	1
Bryceville, Baker	1
Dallas, Hernando	1
Dayton, Lake	1
Daytona Beach, Pinellas	1
Alpharetta, Broward	1
O, Manatee	1
Acworth, Okaloosa	1
Apopka, Clay	1
Asheville, Highlands	1
Astoria, Broward	1
Atmore, Escambia	1
Bartow, Hardee	1
Bel Air, Collier	1
Berryton, Palm Beach	1
Brooklyn, Dade	1
Brooklyn, Lee	1
Bonnie, Broward	1
Boston, Broward	1
Fort Lauderdale, Leon	1
Fort Myers, Sarasota	1
Fort Pierce, Palm Beach	1
Fort White, Clay	1
East Palatka, Hillsborough	1
Eastpoint, Leon	1
Dearborn, Broward	1
Deer Park, Dade	1
Deerfield, Dade	1
Deland, Seminole	1
Deltona, Seminole	1
Doral, Unknown	1
Downingtown, Broward	1
Downingtown, Hillsborough	1
Dpo, Santa Rosa	1
Garden City, Alachua	1
Gaylord, Orange	1
Goodrich, Charlotte	1
Gotcha, Orange	1
Greensburg, Palm Beach	1
Harpers Ferry, Palm Beach	1
Helen, Bay	1
Haines City, Osceola	1
Erie, Monroe	1
Fisher Island, Unknown	1
Topsham, Manatee	1
Town Of Nocatee, St. Johns	1
Troy, Manatee	1
Unkn, Duval	1
Sweetwater, Manatee	1
Syracuse, Polk	1
Tallahassee, Dade	1
Tamarac, Dade	1
Tavares, Orange	1



# COVID-19: characteristics of 2,216,159 Florida resident cases

Data through May 5, 2021 verified as of May 6, 2021 at 09:25 AM

Data in this report are provisional and subject to change.

The table below includes the cities and counties of residence for cases in Florida residents based on the patient's ZIP Code.

Note that city is not always received as part of the initial notification and may be missing while the case is being investigated.

City and county	Cases
Waipahu, Santa Rosa	1
Ward, Polk	1
Wellborn, Columbia	1
West Aplm Beach, Palm Beach	1
Venetian Islands, Dade	1
Winter Garden, Duval	1
Woodbine, Nassau	1
West Yarmouth, St. Lucie	1
Yulee, St. Johns	1
Zephyrhills, Hillsborough	1
Prattville, Hillsborough	1
Prestonsburg, Bay	1
Quincy, Jackson	1
Rapid City, Broward	1
Petersburg, Manatee	1
Piasa, Putnam	1
Rileyville, Flagler	1
Saint Joseph, Volusia	1
Russellville, Bay	1
Sagamore Beach, Charlotte	1
Saint Augustine, Broward	1
Saint Cloud, Palm Beach	1
San Antonio, Orange	1
Shirley, Flagler	1
Seminole, Leon	1
Suitland, Volusia	1
Sunbright, Palm Beach	1
Oakland, Lee	1
Oldsmar, Hillsborough	1
Olean, Alachua	1
North Palm Beach, Orange	1
Missing, Levy	1
Myakka City, Sarasota	1
New Middletown, Hillsborough	1
New Port Richey, Pinellas	1
Newberry, Marion	1
Newtown, Lake	1
Palmetto Bay, Palm Beach	1
Palmetto, Pasco	1
Parma, Manatee	1
Pass-A-Grille Beach, Pinellas	1
Other, Dade	1
Windermere, Volusia	1
Wtixrat, Dade	1
Westlake Village, Unknown	1
White Plains, Broward	1
Whites Creek, Leon	1
University Of Central Florida, Lee	1
Trenton, Dixie	1
Uknown, Unknown	1
Toms River, Lee	1
Tourist, Dade	1
Watersound, Bay	1
Vero Beach, Unknown	1
Unk, Duval	1
Ventura, Orange	1
Pembroke Pines, Orange	1
Pensacola, Sumter	1
Perth Amboy, Hillsborough	1

# COVID-19: characteristics of 2,216,159 Florida resident cases

Data through May 5, 2021 verified as of May 6, 2021 at 09:25 AM

Data in this report are provisional and subject to change.

The table below includes the cities and counties of residence for cases in Florida residents based on the patient's ZIP Code.

Note that city is not always received as part of the initial notification and may be missing while the case is being investigated.

City and county	Cases
Powell, Lee	1
Puerto Rico, Unknown	1
Randolph, Orange	1
Rivera Beach, Palm Beach	1
Paducah, Manatee	1
Orlando, Jackson	1
Orlando, Lee	1
Panama City, Unknown	1
Ocala, Citrus	1
Ocoee, Unknown	1
Odessa, Dade	1
Nantucket, Palm Beach	1
New Vernon, Palm Beach	1
Oldsrav, Manatee	1
Newberry, Levy	1
Saint Augustine, Flagler	1
Port Orange, Brevard	1
Seffenner, Hillsborough	1
Seminole, Lee	1
Sanford, Orange	1
Saint Petersburg, Charlotte	1
Sunrtise, Dade	1
Tallahassee, Madison	1
Tallahassee, Pinellas	1
Summerfield, Unknown	1
Stratford, Broward	1
Dover, Lee	1
Davenport, Lake	1
Dayton, Citrus	1
Dayton, Orange	1
Dearborn Heights, Hillsborough	1
Edgewood, Broward	1
Elkton, Putnam	1
Chesterfield, Broward	1
Carteret, Polk	1
Cincinnati, Dade	1
Connellsville, Highlands	1
Baker, Santa Rosa	1
Belleville, Palm Beach	1
Belmont, Santa Rosa	1
Blountstown, Broward	1
000000, Unknown	1
Armstrong, St. Johns	1
Atl, Brevard	1
Alva, Escambia	1
Andalusia, Escambia	1
Arcadia, Highlands	1
Bronson, Alachua	1
Brooker, Alachua	1
Bradenton, Clay	1
Brandon, Pinellas	1
Bonita, Lee	1
Bocaraten, Palm Beach	1
Hudson, Pinellas	1
Indian Rock Beach, Palm Beach	1
Hoosick Falls, Broward	1
Interlachen, Duval	1
Kaclsonville, Duval	1
Kechi, Orange	1

# COVID-19: characteristics of 2,216,159 Florida resident cases

Data through May 5, 2021 verified as of May 6, 2021 at 09:25 AM

Data in this report are provisional and subject to change.

The table below includes the cities and counties of residence for cases in Florida residents based on the patient's ZIP Code.

Note that city is not always received as part of the initial notification and may be missing while the case is being investigated.

City and county	Cases
Fort Myers, Broward	1
Floral, Okaloosa	1
Forestville, Volusia	1
Gainesville, Okaloosa	1
Hialeahgardens, Dade	1
Hiram, Leon	1
Greenbrier, Bay	1
Greenville, Palm Beach	1
Groveland, Orange	1
Mexico, Orange	1
Miami Gardens, Unknown	1
Middletown, Osceola	1
Mayaguez, Dade	1
Missing, Gilchrist	1
Monroe, Hillsborough	1
Longwood, Broward	1
Lucedale, St. Lucie	1
Macclenny, Duval	1
Mantua, Broward	1
Jacksonville, Nassau	1
Kure Beach, Monroe	1
Lakeland, Palm Beach	1
Leesburg, Broward	1
Parlin, Broward	1
Ponce, Orange	1
Plant City, Hendry	1
Plant City, Pinellas	1
Plantation, Unknown	1
Orem, Nassau	1
Orlando, Highlands	1
Northville, Broward	1
Ocala, Indian River	1
Ocoee, Broward	1
Olando, Orange	1
Ocoee, Polk	1
Saint Petersburg, Dade	1
San Juan, Osceola	1
San Pedro Sula, Dade	1
Sandy, Duval	1
Richmond Heights, Dade	1
Ridge Manor, Hernando	1
Riverview, Pinellas	1
Rochester, Lee	1
Rosemary Beach, Bay	1
Saint Cloud, Orange	1
Port Saint Lucie, Duval	1
Portland, Unknown	1
Pound Ridge, Leon	1
Southampton, Palm Beach	1
South Otselic, Dade	1
Sevierville, Dade	1
Stockbridge, Leon	1
Sullivans Island, Dade	1
Tampa, Lee	1
Tampa, Polk	1
Summerville, Dade	1
Tallahassee, Escambia	1
Telluride, Lee	1
Tinley Park, Lee	1

# COVID-19: characteristics of 2,216,159 Florida resident cases

Data through May 5, 2021 verified as of May 6, 2021 at 09:25 AM

Data in this report are provisional and subject to change.

The table below includes the cities and counties of residence for cases in Florida residents based on the patient's ZIP Code.

Note that city is not always received as part of the initial notification and may be missing while the case is being investigated.

City and county	Cases
University Of Central Fl, Dade	1
Windermere, Polk	1
Winter Park, Lake	1
Wayne, Dade	1
West Lafayette, Desoto	1
West Simsbury, Collier	1
Winter, Pinellas	1
Downers Grove, St. Lucie	1
Delrey Beach, Palm Beach	1
Export, Palm Beach	1
Fdsf, Unknown	1
Felda, Palm Beach	1
Flagler Beach, Volusia	1
Flora, Lee	1
Fort Myers, Lake	1
Fresno, Pasco	1
Fruitland Park, Sumter	1
Gainesville, Marion	1
Gastonia, Polk	1
Clearwater, Highlands	1
Columbia, Orange	1
Coral Gables, Unknown	1
Coral Springs, Unknown	1
Crestview, Dade	1
Dade City, Polk	1
Darien, Pasco	1
Arcadia, Charlotte	1
Aspen, Palm Beach	1
Atl, Broward	1
Atlanta, Broward	1
Aurburndale, Polk	1
Aventura, Unknown	1
Azalea Park, Sarasota	1
Biscayne Park, Broward	1
Alpharetta, Alachua	1
Apalachicola, Leon	1
Brooksville, Columbia	1
Bryn Mawr, Collier	1
Canfield, Duval	1
Naugatuck, Lee	1
New Vernon, Sarasota	1
New York, Broward	1
Newport Beach, Palm Beach	1
North Adams, Manatee	1
North Little Rock, Palm Beach	1
Myakka, Duval	1
Missing, Hendry	1
Missing, Baker	1
Milford, Palm Beach	1
Milford, Polk	1
Minneapolis, Broward	1
Melbourne, Dade	1
Melbourne, Orange	1
Miami Beach, Palm Beach	1
Miami Granders, Dade	1
Johns Island, Wakulla	1
Killarney, Orange	1
Knoxville, Duval	1
Harrison, Dade	1

# COVID-19: characteristics of 2,216,159 Florida resident cases

Data through May 5, 2021 verified as of May 6, 2021 at 09:25 AM

Data in this report are provisional and subject to change.

The table below includes the cities and counties of residence for cases in Florida residents based on the patient's ZIP Code.

Note that city is not always received as part of the initial notification and may be missing while the case is being investigated.

City and county	Cases
Havanna, Gadsden	1
Jacksonville, Flagler	1
Jacksonville, Palm Beach	1
Hilliard, Dade	1
Hollywood, Leon	1
Homestead, Monroe	1
Homestead, Unknown	1
Humble, Broward	1
Green, Clay	1
Greensburg, Orange	1
Greenville, Monroe	1
Gulf Shores, Escambia	1
Maitland, Unknown	1
Matlacha Island, Lee	1
Los Angeles, Polk	1
Lakeland, Pasco	1
Lake City, Volusia	1
Conifer, Lee	1
Clarksboro, Lee	1
Chipley, Holmes	1
Celebration, Palm Beach	1
Chattanooga, Dade	1
El Paso, Unknown	1
Elbow Lake, Palm Beach	1
Dunellen, Dade	1
Eatonville, Seminole	1
Diamond, Highlands	1
Doral, Broward	1
Cutler Bay, Broward	1
Daniel Island, Bay	1
Boston, Dade	1
Brewster, Volusia	1
Bryn Mawr, Palm Beach	1
Burkeville, Brevard	1
Camden Wyoming, Duval	1
Boca Raton,, Palm Beach	1
Bear Grass, Palm Beach	1
Azalea Park, Osceola	1
Altamonte, Orange	1
Alva, Collier	1
Amelia Village, Nassau	1
Apple Creek, Citrus	1
Allentown, Putnam	1
Barefoot Beach, Lee	1
Battle Creek, Manatee	1
Avon, Manatee	1
Aventura, Osceola	1
Hickory, Lee	1
Havana, Leon	1
Homer, Escambia	1
Fort Denaud, Glades	1
Fort Meyers, Lee	1
Fortwalton Beach, Okaloosa	1
Garland, Orange	1
Everett, Dade	1
Fairless Hills, Broward	1
Fl State Lot, Leon	1
Lake Mary, Lake	1
Jeffersonville, Broward	1

# COVID-19: characteristics of 2,216,159 Florida resident cases

Data through May 5, 2021 verified as of May 6, 2021 at 09:25 AM

Data in this report are provisional and subject to change.

The table below includes the cities and counties of residence for cases in Florida residents based on the patient's ZIP Code.

Note that city is not always received as part of the initial notification and may be missing while the case is being investigated.

City and county	Cases
Madison, Unknown	1
Longwood, Orange	1
Lansdale, Lake	1
Lapeer, Manatee	1
Lehigh Cares, Lee	1
Live Oak, Columbia	1
Loganville, Orange	1
Missing, Wakulla	1
Monterey, Broward	1
Mumford, Manatee	1
N/A, Duval	1
Naples, Alachua	1
Opa Locka, Polk	1
Orem, Sarasota	1
Ocean City, Broward	1
Old Town, Gilchrist	1
Miami, Charlotte	1
Miamii, Dade	1
Middleburg, Duval	1
Midland, Osceola	1
Missing, Hamilton	1
Miami Garden, Unknown	1
San Antonio, Dade	1
Russellville, Hillsborough	1
Saint Augustine, Okaloosa	1
Sandyport, Dade	1
Sanford, Palm Beach	1
Sebastian, Lake	1
Ridgewood, Broward	1
Riverview, Manatee	1
Rochester, Broward	1
Roseland, Palm Beach	1
Republic, Monroe	1
Richmond, Palm Beach	1
Pompano Beach, Alachua	1
Oviedo, Leon	1
Porter Ranch, Dade	1
Raiford, Bradford	1
Ponte Vedra Beach, Orange	1
Port Orange , Volusia	1
Port Saint Lucie, Indian River	1
Village Of Palm Springs, Palm Beach	1
Virginia Beach, Alachua	1
Wayne, Palm Beach	1
Webster, Pasco	1
Wekiva Springs, Orange	1
Westerville, Hillsborough	1
Wilton Manors, Dade	1
Wilbur By The Sea, Volusia	1
Willowbrook, Lee	1
Wilmington, Pasco	1
Tower Lakes, Lee	1
Union City, Bradford	1
University Of Central FI, Pasco	1
Steinhatchee, Alachua	1
Tallahassee, Wakulla	1
Tampa, Escambia	1
Tampa, Manatee	1
Tangerine, Lake	1



# COVID-19: characteristics of 2,216,159 Florida resident cases

Data through May 5, 2021 verified as of May 6, 2021 at 09:25 AM

Data in this report are provisional and subject to change.

The table below includes the cities and counties of residence for cases in Florida residents based on the patient's ZIP Code.

Note that city is not always received as part of the initial notification and may be missing while the case is being investigated.

City and county	Cases
Winter Garden, Hillsborough	1
Woodland Hills, Brevard	1
Youngstown, Calhoun	1
Yulee, Duval	1
Fort Myers, Dade	1
Floral, Escambia	1
Gainesville, Baker	1
Gilmer, Dade	1
Grassy Key, Monroe	1
Jamaica, Broward	1
Haverford, Hillsborough	1
Herrin, Orange	1
Jersey City, Polk	1
Haledon, Dade	1
Jacksonville, Manatee	1
Marshall, Palm Beach	1
Marianna, Calhoun	1
Lemoyne, Manatee	1
Los Angeles, Palm Beach	1
Lyndhurst, Broward	1
Magnolia Square, Osceola	1
Maitland, Alachua	1
Lake In The Hills, Columbia	1
Lake Placid, Alachua	1
Labelle, Dade	1
Kingsland, Duval	1
Kissimmee, Brevard	1
Lawrence Township, Palm Beach	1
Las Vegas, Orange	1
Lake Worth Beach, Broward	1
Lander, Citrus	1
Bronx, Broward	1
Carol Stream, Orange	1
Castleberry, Escambia	1
Buffalo, Palm Beach	1
Bryant, Alachua	1
Alanson, Bay	1
Aollywoss, Dade	1
Apo, Pasco	1
Apopka, Flagler	1
Belleair, Hillsborough	1
Bohealia, Lee	1
Blowing Rock, Polk	1
Dorchester, Orange	1
Estero, Collier	1
Fanning Springs, Levy	1
Felton, Manatee	1
Deland, Polk	1
Cumberland, Palm Beach	1
Dade City, Hillsborough	1
Dallas, Lee	1
De Leon Springs, Putnam	1
Dearborn, Lee	1
Clear Brook, Lee	1
Charlotte, Pasco	1
Crestview, Holmes	1
College Station, Lake	1
Columbus, Brevard	1
Cookeville, Seminole	1

# COVID-19: characteristics of 2,216,159 Florida resident cases

Data through May 5, 2021 verified as of May 6, 2021 at 09:25 AM

Data in this report are provisional and subject to change.

The table below includes the cities and counties of residence for cases in Florida residents based on the patient's ZIP Code.

Note that city is not always received as part of the initial notification and may be missing while the case is being investigated.

City and county	Cases
Orlando, Union	1
Ovido, Seminole	1
Oxford, Palm Beach	1
Opalocka, Dade	1
North Canton, Palm Beach	1
Oakland, Leon	1
Ocala, Alachua	1
Okeechobee, St. Lucie	1
Miamf, Dade	1
Miami G, Dade	1
Miami, Collier	1
Miami, St. Lucie	1
New Richmond, Volusia	1
Steinhatchee, Madison	1
Spring Park, Alachua	1
South Burlington, Orange	1
Sarasota, Charlotte	1
Sarasota, Hillsborough	1
Shannon, Collier	1
Soddy Daisy, Broward	1
Soldotna, Broward	1
Saint Cloud, Lee	1
Saint Johns, Orange	1
San Antonio, Sarasota	1
Sanford, Volusia	1
Rio Dell, Volusia	1
Rochelle, Volusia	1
Port Saint Lucie, Orange	1
Princeton, Alachua	1
Provincetown, Collier	1
Panama City, Walton	1
Palm Coast, Duval	1
Perry, Leon	1
Perth Amboy, Monroe	1
Winter Park, Osceola	1
Wood River, Polk	1
Worcester, Palm Beach	1
Wesley Chapel, Alachua	1
Virginia Beach, Hernando	1
Waco, Broward	1
Washington, Broward	1
Wheaton, Lee	1
Winter Park, Alachua	1
Wilmington, Broward	1
Tewksbury, Orange	1
Umatilla, Alachua	1
University Of Central Florida, Monroe	1
Toms River, Dade	1
Tampa, Volusia	1
Tangerine, Seminole	1
Tamarac, Seminole	1
Zolfo Springs, Polk	1
Yukon, Broward	1
Winter Park, Broward	1
Westbrook, Dade	1
Wichita, Volusia	1
Washington, Unknown	1
Winder Garden, Orange	1
Windermere, Leon	1

# COVID-19: characteristics of 2,216,159 Florida resident cases

Data through May 5, 2021 verified as of May 6, 2021 at 09:25 AM

Data in this report are provisional and subject to change.

The table below includes the cities and counties of residence for cases in Florida residents based on the patient's ZIP Code.

Note that city is not always received as part of the initial notification and may be missing while the case is being investigated.

City and county	Cases
Windermere, Osceola	1
Windermere, Seminole	1
Winter Garden, Broward	1
Wells, Polk	1
Winter Garden, Pinellas	1
Tulsa, Orange	1
Tiffin, Highlands	1
Sun City Center, Hardee	1
Tallahassee, Duval	1
Tampa, Palm Beach	1
Tavares, Marion	1
Temple Terrace, Pasco	1
Saint Petersburg, St. Lucie	1
Sandford, Seminole	1
Sarasota, Flagler	1
Saxis, Lee	1
Schenectady, Polk	1
Sebring, Lee	1
Shelton, Manatee	1
Sodus, Charlotte	1
Spring Hill , Hernando	1
Spring Hill, Dade	1
Starke, Clay	1
Stone Mountain, Palm Beach	1
Ocoee, Osceola	1
Okeechobee, Broward	1
North Pole, Seminole	1
North Port, Lee	1
Orange City, Seminole	1
Orange Park , Duval	1
Orem, Broward	1
Old Town, Alachua	1
Omaha, Palm Beach	1
Ona, Manatee	1
Oooooo, Unknown	1
New Orleans, Palm Beach	1
Newark, Broward	1
Newburgh, Bay	1
Navarre, Dade	1
Plantation, Orange	1
Pompano Beach, Martin	1
Parker, Dade	1
Parker, Leon	1
Palm Coast, Polk	1
Oviedo, Brevard	1
Pacifica, Dade	1
Orlando, Columbia	1
Orlando, Indian River	1
Orlando, Sarasota	1
Saint Johns, Unknown	1
Rye, Duval	1
Rex, Duval	1
Potomac, Palm Beach	1
Port Everglades, Broward	1
Lewisburg, Pasco	1
Leesburg, Marion	1
Littleton, Dade	1
Los Angeles, Hardee	1
Macdill Air Force Base, Hillsborough	1

# COVID-19: characteristics of 2,216,159 Florida resident cases

Data through May 5, 2021 verified as of May 6, 2021 at 09:25 AM

Data in this report are provisional and subject to change.

The table below includes the cities and counties of residence for cases in Florida residents based on the patient's ZIP Code.

Note that city is not always received as part of the initial notification and may be missing while the case is being investigated.

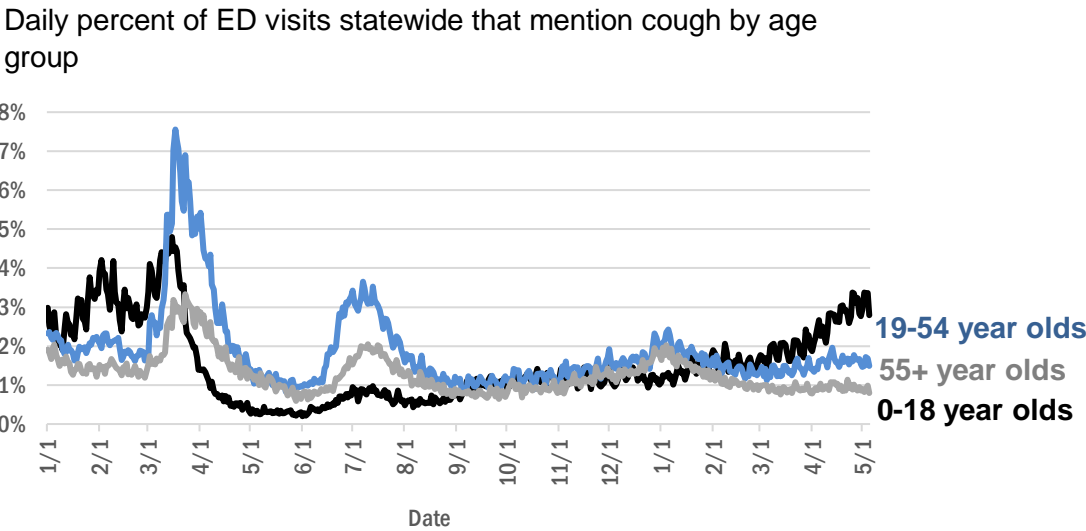
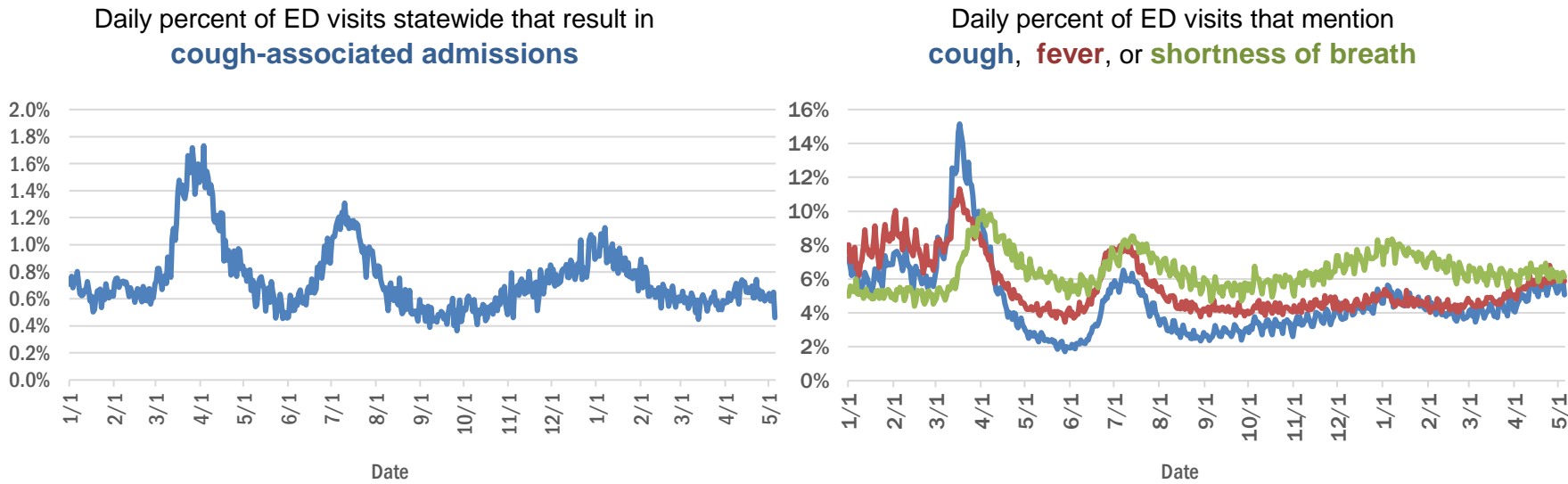
City and county	Cases
Miami, Manatee	1
Middlesburg, Duval	1
Miami Beach, Broward	1
Manchester, Okaloosa	1
Margate, Dade	1
Marshall, Dade	1
Medford, Palm Beach	1
Harrison, Pinellas	1
Granada Hills, Broward	1
Guilford, Dade	1
Holly Ridge, Orange	1
Homeless, Polk	1
Homestead, Orange	1
Homosassa, Hernando	1
Homossassa, Citrus	1
Lake City, Hamilton	1
Jerusalem, St. Johns	1
La Grange, Dade	1
East Hampton, Palm Beach	1
Foley, Escambia	1
Fort Myers, Manatee	1
Fort Myers, Unknown	1
Fort Myers-, Lee	1
Gainesville, Duval	1
Davenport, Orange	1
Daytona Beach, Unknown	1
Deland, St. Lucie	1
Deltona, Orange	1
Cuttler Bay, Dade	1
Cypress, Leon	1
Coconut Creek, Dade	1
Columbus, Dade	1
Conway, Leon	1
Coventry, Broward	1
Altoona, Marion	1
Anaheim, Unknown	1
Argyle, Walton	1
Athens, Duval	1
Bogota, Orange	1
Bal Harbor, Dade	1
Bridgeport, Dade	1
Bristol, Broward	1
Bronx, Palm Beach	1
Cambridge, Broward	1
Bradenton, Dade	1
Bradenton, Osceola	1
Clermont, Seminole	1
Clermont, Volusia	1
Clewiston, Glades	1
Total	2,216,159

# COVID-19: additional surveillance information

Data through May 5, 2021 verified as of May 6, 2021 at 09:25 AM

Data in this report are provisional and subject to change.

## Statewide emergency department (ED) chief complaint and admission data



19-54 year olds

55+ year olds

0-18 year olds

The Electronic Surveillance System for the Early Notification of Community-Based Epidemics (ESSENCE-FL) includes chief complaint data from 211 of 211 Florida EDs. Data are transmitted electronically to ESSENCE-FL daily or hourly.

# COVID-19: testing by laboratory

Data through May 5, 2021 verified as of May 6, 2021 at 09:25 AM

Data in this report are provisional and subject to change.

The numbers in the table below represent the number of Florida and non-Florida residents for whom test results were received by the Department of Health. A person can be tested by more than one laboratory and can have both positive and negative results. **Therefore, the sum of the numbers in each column will be larger than the total number of people tested.**

Reporting lab	Inconclusive	Negative	Positive	Percent positive	Total
CURATIVE LABS	16,513	1,803,017	282,789	13%	2,102,319
LABORATORY CORPORATION OF AMERICA	2,665	1,710,359	232,151	12%	1,945,175
QUEST DIAGNOSTICS	12,427	1,433,567	210,393	13%	1,656,387
BIO REFERENCE LABORATORIES, INC	7,570	985,318	190,159	16%	1,183,047
HELIX	10,627	765,947	133,975	15%	910,549
REALTOX LABS LLC	7,036	630,151	103,726	14%	740,913
NOMI_HEALTH	3,621	593,604	81,773	12%	678,998
RCA LABORATORY SERVICES, LLC/GENETWORX		501,943	56,304	10%	558,247
PALM BEACH BALLPARK		402,302	45,769	10%	448,071
GENETWORX	661	390,596	33,002	8%	424,259
CDR MAGUIRE - HEALTH CARE CENTER		338,620	51,563	13%	390,183
PWNHEALTH	2,280	331,877	46,216	12%	380,373
IMPACT HEALTH BIOMETRIC TESTING, INC	1,052	237,194	28,679	11%	266,925
BPHL-JACKSONVILLE	18	206,722	35,442	15%	242,182
EAST FLORIDA STATE COLLEGE - BREVARD		212,886	26,986	11%	239,872
ADVENTHEALTH LAB	99	192,605	24,804	11%	217,508
FULGENT DIAGNOSTICS LABORATORY	4,204	184,299	21,193	10%	209,696
BPHL-MIAMI	225	174,616	28,770	14%	203,611
NOMI HEALTH LAB SERVICES		172,680	20,004	10%	192,684
MAKO GENOMICS	8,274	147,248	27,139	15%	182,661
CB SMITH PARK		150,114	18,792	11%	168,906
MAYO CLINIC LABORATORIES	344	146,557	17,986	11%	164,887
BAYCARE LABORATORIES LLC	687	151,110	12,642	8%	164,439
AEGIS SCIENCES CORPORATION	1,410	140,560	22,315	14%	164,285
MEMORIAL REGIONAL HOSPITAL SOUTH	31	128,441	25,726	17%	154,198
ELABNETWORK	1,059	139,714	12,010	8%	152,783
ORLANDO HEALTH SYSTEM	687	136,923	13,803	9%	151,413
ASCENSION SACRED HEART HOSPITAL - PENSACOLA	2	119,117	18,177	13%	137,296
BIOCOLLECTIONS WORLDWIDE, INC	777	118,791	13,929	10%	133,497
NORTHWEST LABORATORY	247	121,148	6,479	5%	127,874
AKESOGEN		105,315	20,418	16%	125,733
TESTING MATTERS INC	1,416	103,418	19,477	16%	124,311
BPHL-TAMPA (SPECTRUM BLVD)	46	97,412	18,028	16%	115,486
ADVENT HEALTH LAB	112	101,258	13,955	12%	115,325
UF HEALTH MEDICAL LAB	33	104,066	9,808	9%	113,907
MEDICAL DIAGNOSTIC LABORATORIES	977	98,613	14,221	12%	113,811
TAMPA GENERAL HOSPITAL	4	103,137	9,842	9%	112,983
DIATHERIX LABORATORIES (VRL EUROFINs)	1	91,038	13,420	13%	104,459
BAPTIST HEALTH SOUTH FLORIDA	400	90,285	13,394	13%	104,079
KORVALABS, INC	1,286	92,557	4,749	5%	98,592
SUNPATH MEDICAL DIAGNOSTICS LABORATORY	847	80,590	12,427	13%	93,864
ASCENSION ST VINCENT'S - RIVERSIDE	2	76,641	10,630	12%	87,273
LAKELAND REGIONAL MEDICAL CENTER	286	75,957	9,809	11%	86,052
SOUTH MIAMI HOSPITAL LAB	476	74,349	10,296	12%	85,121
JACKSON MEMORIAL HOSPITAL CLINICAL LAB	79	72,293	12,411	15%	84,783
INGENIOUS PERSONALIZED MEDICINE	257	64,066	12,824	17%	77,147
MINUTECLINIC LLC		65,346	10,972	14%	76,318



# COVID-19: testing by laboratory

Data through May 5, 2021 verified as of May 6, 2021 at 09:25 AM

Data in this report are provisional and subject to change.

The numbers in the table below represent the number of Florida and non-Florida residents for whom test results were received by the Department of Health. A person can be tested by more than one laboratory and can have both positive and negative results. **Therefore, the sum of the numbers in each column will be larger than the total number of people tested.**

Reporting lab	Inconclusive	Negative	Positive	Percent positive	Total
UF HEALTH SHANDS HOSPITAL	538	68,243	4,863	7%	73,644
AMERICAN HEALTH ASSOCIATES	9	66,896	5,415	7%	72,320
APPLIED INGENUITY DIAGNOSTICS LLC		64,308	3,319	5%	67,627
AIT LABORATORIES		56,177	6,897	11%	63,074
BAPTIST HEALTH - JACKSONVILLE	4	56,391	4,234	7%	60,629
GENESIS REFERENCE LABORATORIES		53,561	5,520	9%	59,081
ADVENTIST HEALTH SYSTEMS SUNBELT INC DBA		50,613	6,577	12%	57,190
SARASOTA MEMORIAL HOSPITAL MAIN LAB	12	50,739	4,194	8%	54,945
TALLAHASSEE MEMORIAL HOSPITAL	242	47,948	5,665	11%	53,855
NICKLAUS CHILDREN'S HOSPITAL	74	47,486	5,895	11%	53,455
BROWARD GENERAL MEDICAL CENTER-CLINICAL LAB	2	47,948	5,220	10%	53,170
AMELIA EARHART		45,622	7,521	14%	53,143
ARUP LABORATORIES	16	50,113	2,927	6%	53,056
FLORIDA HOSPITAL - TAMPA	37	46,552	3,648	7%	50,237
MEDFAST URGENT CARE CENTERS, LLC	20	42,226	6,346	13%	48,592
DWIC OF TAMPA BAY INC		42,627	5,812	12%	48,439
VIRACOR EUROFINs		36,098	9,851	21%	45,949
MILLENNIUM PHYSICIAN GROUP	17	37,787	7,415	16%	45,219
INTEGRATED REGIONAL LABORATORIES LLP	16	39,364	5,517	12%	44,897
UNIVERSITY OF MIAMI HOSPITAL	156	40,647	4,016	9%	44,819
LEE HEALTH - CAPE CORAL HOSPITAL	3	38,210	6,076	14%	44,289
UF HEALTH JACKSONVILLE	61	38,796	4,338	10%	43,195
ECCO LAB GROUP CO	547	36,055	4,802	12%	41,404
MOUNT SINAI MEDICAL CENTER	14	34,636	3,646	10%	38,296
NORTH FLORIDA REGIONAL MEDICAL CENTER		34,129	3,742	10%	37,871
NIGHT LITE PEDIATRIC CENTER LLC		33,773	3,479	9%	37,252
ST JOSEPHS HOSPITAL LABORATORY	23	32,952	4,113	11%	37,088
ORANGE COUNTY CONVENTION CENTER		33,330	3,720	10%	37,050
BRANDON REGIONAL HOSPITAL		32,474	4,204	11%	36,678
WALGREENS	38	30,355	5,600	16%	35,993
MIAMI DADE COUNTY		32,091	3,527	10%	35,618
STS LAB 2 LLC	6	33,615	1,851	5%	35,472
GENESIS MEDICAL LABORATORY	472	29,645	5,191	15%	35,308
JUPITER MEDICAL CENTER LAB	88	31,079	2,984	9%	34,151
JFK MEDICAL CENTER LAB	1	29,336	3,660	11%	32,997
PALMETTO GENERAL HOSPITAL LAB	3	27,147	5,156	16%	32,306
HOLY CROSS HOSPITAL CLINICAL LAB	1	29,492	2,736	8%	32,229
WATSON CLINIC LLP		25,552	5,983	19%	31,535
AVENTUS BIO LABS	16	26,588	3,642	12%	30,246
CLEVELAND CLINIC TRADITION HOSPITAL		26,191	2,111	7%	28,302
MIAMI BEACH CONVENTION CENTER		26,105	2,110	7%	28,215
INFINITY BIOLOGIX LLC (GINKO BIOWORKS)	117	26,523	1,236	4%	27,876
MALABAR MEDICAL WALK IN CLINIC	1	23,296	4,569	16%	27,866
HEALTHLINK DIAGNOSTIC LABORATORIES	298	24,945	2,470	9%	27,713

# COVID-19: testing by laboratory

Data through May 5, 2021 verified as of May 6, 2021 at 09:25 AM

Data in this report are provisional and subject to change.

The numbers in the table below represent the number of Florida and non-Florida residents for whom test results were received by the Department of Health. A person can be tested by more than one laboratory and can have both positive and negative results. **Therefore, the sum of the numbers in each column will be larger than the total number of people tested.**

Reporting lab	Inconclusive	Negative	Positive	Percent positive	Total
CLEVELAND CLINIC HOSPITAL LAB	4	24,982	2,650	10%	27,636
ACCESS DX LABORATORY	233	23,967	2,150	8%	26,350
MORTON PLANT HOSPITAL-ADLER INSTITUTE	26	23,395	2,863	11%	26,284
SAINT MARY'S MEDICAL CENTER	27	22,576	2,482	10%	25,085
LAB DIAGNOSTICS LLC	400	18,981	5,384	22%	24,765
DRS CLACK SPENCER WHITE & MCCORMACK PA D/B/A		22,248	2,174	9%	24,422
UNITED CLINICAL LABORATORY LLC	3	21,618	2,794	11%	24,415
PANCARE OF FLORIDA INC		21,216	2,563	11%	23,779
BAYFRONT HEALTH - ST PETERSBURG	17	20,987	2,689	11%	23,693
STATLAB_MOBILE	1	20,547	2,064	9%	22,612
NAPLES COMMUNITY HOSPITAL	74	20,024	2,076	9%	22,174
PATIENTS FIRST LAKE ELLA MEDICAL CENTER PA		18,533	3,336	15%	21,869
LEESBURG REGIONAL MEDICAL CENTER		18,590	2,523	12%	21,113
HOMESTEAD HOSPITAL CLINICAL LABORATORY	27	17,424	3,605	17%	21,056
CLARITY LAB SOLUTIONS	112	18,766	2,164	10%	21,042
LAWNWOOD REGIONAL MEDICAL CENTER	1	18,412	2,477	12%	20,890
OSCEOLA REGIONAL MEDICAL CENTER	1	18,251	2,501	12%	20,753
ADVENT HEALTH - DAYTONA BEACH	32	18,890	1,768	9%	20,690
SYNERGY DIAGNOSTIC LABORATORY	98	18,085	2,474	12%	20,657
VISTA CLINICAL DIAGNOSTICS	491	17,862	2,187	11%	20,540
EXACT SCIENCES LABORATORIES	1	18,177	2,308	11%	20,486
NORTHWEST MEDICAL CENTER	1	17,981	2,440	12%	20,422
MEMORIAL HOSPITAL JACKSONVILLE	8	17,265	2,904	14%	20,177
ORANGE PARK MEDICAL CENTER	9	16,556	2,867	15%	19,432
BETHESDA HOSPITAL EAST		17,487	1,685	9%	19,172
OAK HILL HOSPITAL		16,978	2,051	11%	19,029
LABS ASAP LLC		17,255	1,642	9%	18,897
DELRAY MEDICAL CENTER LAB	3	17,022	1,826	10%	18,851
INDIAN RIVER PATHOLOGY LLC		17,388	1,344	7%	18,732
MEMORIAL REGIONAL HOSPITAL CLINICAL LABORATORY	10	17,287	1,138	6%	18,435
WEST KENDALL BAPTIST HOSPITAL	14	14,784	3,298	18%	18,096
BAPTIST HEALTH - SOUTH		16,629	1,341	7%	17,970
MEDRITE MEDICAL CARE, PC	6,840	10,083	1,009	6%	17,932
ADVENTHEALTH CENTRA CARE LAKE BUENA VISTA		15,735	2,162	12%	17,897
NEMOURS CHILDRENS HOSPITAL	1	16,760	1,057	6%	17,818
HEALTH CENTER AT SINAI RESIDENCES		16,924	506	3%	17,430
LARGO MEDICAL CENTER		15,528	1,839	11%	17,367
WINTER HAVEN HOSPITAL CLINICAL LABORATORY	4	14,716	2,606	15%	17,326
BIOCERNA LABS	461	14,582	2,112	12%	17,155
ACCESS MEDICAL LABORATORIES	4	8,756	8,336	49%	17,096
MOLECULAR INFECTIOUS DISEASES	658	15,620	740	4%	17,018
MEDICAL CENTER OF TRINITY CLINICAL LABORATORY	2	15,206	1,708	10%	16,916
PALMS WEST HOSPITAL LAB	2	14,579	2,176	13%	16,757
THE HEALTHCARE DISTRICT OF PALM BEACH COUNTY	51	14,633	2,063	12%	16,747
FULGENT DIAGNOSTICS	172	15,359	1,005	6%	16,536

# COVID-19: testing by laboratory

Data through May 5, 2021 verified as of May 6, 2021 at 09:25 AM

Data in this report are provisional and subject to change.

The numbers in the table below represent the number of Florida and non-Florida residents for whom test results were received by the Department of Health. A person can be tested by more than one laboratory and can have both positive and negative results. **Therefore, the sum of the numbers in each column will be larger than the total number of people tested.**

Reporting lab	Inconclusive	Negative	Positive	Percent positive	Total
NATIONWIDE LABORATORY SERVICES INC	561	13,992	1,872	11%	16,425
UHEALTH CORAL GABLES/LENNAR MED CTR	55	15,221	1,104	7%	16,380
BAPTIST HEALTHCARE - BAPTIST HOSPITAL	6	12,971	3,328	20%	16,305
WELLINGTON REGIONAL MED CTR LAB	6	14,468	1,798	11%	16,272
LEE HEALTH - LEE MEMORIAL HOSPITAL		12,424	3,783	23%	16,207
PRIVA PATH LABS	82	14,920	1,019	6%	16,021
MERCY HOSPITAL A CAMPUS OF PLANTATION GEN HOSP LAB	1	13,591	2,339	15%	15,931
WEST FLORIDA HOSPITAL LAB	1	12,741	3,176	20%	15,918
WESTSIDE REGIONAL MED CTR	2	13,510	2,278	14%	15,790
GOOD SAMARITAN MEDICAL CENTER LAB	2	13,780	1,960	12%	15,742
REGIONAL MEDCIAL CENTER BAYONET POINT	2	14,334	1,241	8%	15,577
THE VILLAGES REGIONAL HOSPITAL		13,697	1,444	10%	15,141
CARDIOPATH	84	13,105	1,926	13%	15,115
GULF COAST MEDICAL CENTER MICROLAB		11,780	3,109	21%	14,889
LEE DAVIS COMMUNITY RESOURCE CENTER		12,599	2,161	15%	14,760
AVENTURA HOSPITAL LAB		12,050	2,693	18%	14,743
NONA SCIENTIFIC	5	11,544	3,170	22%	14,719
CORAL GABLES HOSPITAL CLINICAL LABORATORY		12,489	2,115	14%	14,604
INDIAN RIVER MEDICAL CENTER LAB		13,669	852	6%	14,521
BAPTIST HEALTH SOUTH FLORIDA - WEST KENDALL URGENT CARE		11,958	2,337	16%	14,295
CAPITAL REGIONAL MEDICAL CTR		11,718	2,526	18%	14,244
PRECISION HEALTH RESOURCES LLC		13,282	929	7%	14,211
BLAKE MEDICAL CENTER		12,497	1,645	12%	14,142
WEST BOCA MEDICAL CENTER LAB		13,077	1,019	7%	14,096
HALIFAX MEDICAL CENTER LAB	40	11,894	2,051	15%	13,985
LEE HEALTH - HEALTH PARK MEDICAL CENTER		11,680	2,137	15%	13,817
MANATEE MEMORIAL HOSPITAL		12,597	1,143	8%	13,740
PALM BEACH GARDENS MEDICAL CTR LAB		12,193	1,305	10%	13,498
ST ANTHONY'S HOSPITAL LAB	30	11,773	1,653	12%	13,456
CernerELR_Advent		11,574	1,584	12%	13,158
PHYSICIANS REGIONAL MEDICAL CENTER - PINE RIDGE RD	1	11,857	1,287	10%	13,145
PLANTATION GENERAL HOSPITAL		11,114	1,983	15%	13,097
FAU		11,892	1,085	8%	12,977
LAKE CITY MEDICAL CENTER		10,608	2,342	18%	12,950
ST JOSEPHS HOSPITAL	18	10,949	1,874	15%	12,841
FLORIDA LABORATORY ANALYSIS		11,224	1,564	12%	12,788
FLORIDA HOSPITAL HEARTLAND MED CTR CLINICAL LAB	33	11,179	1,571	12%	12,783
GENOVA DIAGNOSTICS LABORATORY	70	11,441	1,130	9%	12,641
PATHNOSTICS	46	10,112	2,470	20%	12,628
FLORIDA MEDICAL CENTER - A CAMPUS OF NORTH SHORE	2	11,009	1,508	12%	12,519
LARKIN COMMUNITY HOSPITAL	10	10,932	1,576	13%	12,518
ADVENTHEALTH CENTRA CARE WATERFORD LAKES		10,452	2,038	16%	12,490
CENTRAL FLORIDA REGIONAL HOSPITAL		10,983	1,274	10%	12,257
LAKE CITY HM		11,147	988	8%	12,135
BINAXNOW	10	9,185	2,928	24%	12,123
EXPRESS GENE MOLECULAR DIAGNOSTICS LABORATORY	1	10,520	1,577	13%	12,098
PWN HEALTH	17	9,958	2,082	17%	12,057

# COVID-19: testing by laboratory

Data through May 5, 2021 verified as of May 6, 2021 at 09:25 AM

Data in this report are provisional and subject to change.

The numbers in the table below represent the number of Florida and non-Florida residents for whom test results were received by the Department of Health. A person can be tested by more than one laboratory and can have both positive and negative results. **Therefore, the sum of the numbers in each column will be larger than the total number of people tested.**

Reporting lab	Inconclusive	Negative	Positive	Percent positive	Total
JOHNS HOPKINS ALL CHILDREN'S HOSPITAL		11,290	723	6%	<b>12,013</b>
NORTHSIDE HOSPITAL AND HEART INSTITUTE		10,857	1,153	10%	<b>12,010</b>
DOCTORS HOSPITAL	7	10,135	1,858	15%	<b>12,000</b>
COAST DIAGNOSTICS LLC	53	10,641	1,274	11%	<b>11,968</b>
ADVENT HEALTH - WESLEY CHAPEL	14	10,808	1,135	9%	<b>11,957</b>
FLORIDA HOSPITAL WATERMAN LABORATORY	70	10,997	865	7%	<b>11,932</b>
VIKOR SCIENTIFIC	49	9,983	1,883	16%	<b>11,915</b>
MEASE COUNTRYSIDE LAB	14	10,535	1,321	11%	<b>11,870</b>
CORAL SPRINGS MED CTR		10,608	1,150	10%	<b>11,758</b>
ST MARKS HOSPITAL LABORATORY B	78	10,627	1,002	9%	<b>11,707</b>
HEALTHQUEST ESOTERICS		10,046	1,643	14%	<b>11,689</b>
FLORIDA HOSPITAL DELAND	10	10,239	1,380	12%	<b>11,629</b>
BAPTIST HEALTH SOUTH FLORIDA - COUNTRY WALK URGENT CARE		9,566	2,008	17%	<b>11,574</b>
SARKIS CLINICAL TRIALS	25	10,160	1,376	12%	<b>11,561</b>
ADVENTHEALTH CENTRA CARE ST CLOUD	1	9,891	1,643	14%	<b>11,535</b>
AMERICAN FAMILY CARE	1	6,853	4,538	40%	<b>11,392</b>
WEST PALM HOSPITAL LAB		10,450	855	8%	<b>11,305</b>
LEON MEDICAL CENTERS LLC		9,034	2,242	20%	<b>11,276</b>
GENE BY GENE, GENOMICS RESEARCH CENTER LAB	44	10,378	701	6%	<b>11,123</b>
SYNERGY LABORATORIES	37	9,837	1,216	11%	<b>11,090</b>
NCF DIAGNOSTICS & DNA TECHNOLOGIES LAB	168	10,318	563	5%	<b>11,049</b>
H LEE MOFFITT CANCER CENTER LABORATORY	4	10,579	281	3%	<b>10,864</b>
FLORIDA HOSPITAL FLAGLER	29	9,805	983	9%	<b>10,817</b>
MEDARBOR DIAGNOSTICS	1	9,455	1,159	11%	<b>10,615</b>
OCALA REGIONAL MEDICAL CENTER		9,319	1,283	12%	<b>10,602</b>
LABSTAT LLC	26	10,042	491	5%	<b>10,559</b>
BROWARD HEALTH NORTH CLINICAL LABORATORY		9,350	1,163	11%	<b>10,513</b>
LARKIN COMMUNITY HOSPITAL INC DBA CARDIOTROPIC		6,819	3,620	35%	<b>10,439</b>
AVECINA MEDICAL	4	6,205	4,068	40%	<b>10,277</b>
NORTH SHORE MEDICAL CENTER		8,561	1,674	16%	<b>10,235</b>
FLORIDA HOSPITAL OF CARROLLWOOD	23	8,738	1,459	14%	<b>10,220</b>
NCH DOWNTOWN NAPLES HOSPITAL	18	9,350	814	8%	<b>10,182</b>
FLORIDA HOSPITAL OCALA		9,063	1,118	11%	<b>10,181</b>
FIRST CHOICE LABORATORY LLC	111	9,398	615	6%	<b>10,124</b>
ADVENTHEALTH CENTRA CARE CLERMONT		8,685	1,386	14%	<b>10,071</b>
LEE HEALTH - GULF COAST MEDICAL CENTER	2	8,250	1,811	18%	<b>10,063</b>
FLORIDA HOSPITAL ZEPHYRHILLS	10	8,916	1,119	11%	<b>10,045</b>
INDIAN RIVER MEDICAL CENTER		8,917	1,124	11%	<b>10,041</b>
P4 CLINICAL, LLC	205	8,801	993	10%	<b>9,999</b>
ADVENTHEALTH CENTRA CARE UNIVERSITY	1	8,719	1,165	12%	<b>9,885</b>
SANTA ROSA MEDICAL CENTER	2	8,308	1,551	16%	<b>9,861</b>
SRQ DRIVE THROUGH☐		8,944	905	9%	<b>9,849</b>
AVECINA	20	9,009	705	7%	<b>9,734</b>
BAPTIST HEALTH - BEACHES		9,036	694	7%	<b>9,730</b>
ANNE BATES LEACH EYE HOSPITAL/ ABLEH MICROBIOLOGY LABORATORY	9	9,581	133	1%	<b>9,723</b>
ADVENTHEALTH CENTRA CARE WINTER PARK		8,671	1,019	11%	<b>9,690</b>
BOSTON HEART DIAGNOSTICS CORP		8,457	1,218	13%	<b>9,675</b>



# COVID-19: testing by laboratory

Data through May 5, 2021 verified as of May 6, 2021 at 09:25 AM

Data in this report are provisional and subject to change.

The numbers in the table below represent the number of Florida and non-Florida residents for whom test results were received by the Department of Health. A person can be tested by more than one laboratory and can have both positive and negative results. **Therefore, the sum of the numbers in each column will be larger than the total number of people tested.**

Reporting lab	Inconclusive	Negative	Positive	Percent positive	Total
PALM BEACH BALL PARK		8,607	1,039	11%	9,646
ADVENTHEALTH CENTRA CARE WINTER GARDEN	1	8,536	1,108	11%	9,645
NCH NORTH NAPLES HOSPITAL	9	8,711	887	9%	9,607
CLEVELAND CLINIC MARTIN NORTH HOSPITAL		8,452	1,004	11%	9,456
ST LUCIE MEDICAL CENTER		7,777	1,672	18%	9,449
PARAMOUNT URGENT CARE	4	5,884	3,547	38%	9,435
CLEVELAND CLINIC MARTIN SOUTH HOSPITAL	1	8,415	985	10%	9,401
BAPTIST HEALTH SOUTH FLORIDA - MIAMI LAKES URGENT CARE		7,396	1,991	21%	9,387
MEMORIAL HOSPITAL WEST LABORATORY SERVICES	14	8,536	820	9%	9,370
MEMORIAL HOSPITAL MICRO		8,721	597	6%	9,318
LEE HEALTH CONVENIENT CARE - PAGE FIELD		8,286	1,004	11%	9,290
ADVENTHEALTH CENTRA CARE LAKE LAND	1	7,988	1,276	14%	9,265
BAYCARE COMMUNITY HEALTH		9,005	199	2%	9,204
INFORM DIAGNOSTICS, INC		8,641	528	6%	9,169
UNIVERSITY HOSPITAL AND MEDICAL CENTER		7,719	1,414	15%	9,133
SOUTH BAY HOSPITAL CLINICAL LAB	1	8,167	963	11%	9,131
CERNERELR_BAYCARE	43	8,320	616	7%	8,979
POINCIANA MEDICAL CENTER		6,994	1,871	21%	8,865
ADVENTHEALTH CENTRA CARE LEE ROAD		7,895	953	11%	8,848
MINUTECLINIC LLC		7,578	1,255	14%	8,833
WEST MARION COMMUNITY HOSPITAL LAB		7,417	1,402	16%	8,819
QDX PATHOLOGY SERVICES	2	8,383	423	5%	8,808
KD MEDICAL CHOICE LLC	5	8,030	772	9%	8,807
ADVENTHEALTH CENTRA CARE HUNTERS CREEK	3	7,588	1,168	13%	8,759
ADVENTHEALTH EXPRESS CARE		7,198	1,470	17%	8,668
FLORIDA HOSPITAL FISH MEMORIAL	19	7,361	1,267	15%	8,647
ADVENTHEALTH CENTRA CARE SANFORD		7,537	1,059	12%	8,596
LAKEWOOD RANCH MEDICAL CENTER		7,906	670	8%	8,576
BAYFRONT HEALTH - PORT CHARLOTTE		7,852	655	8%	8,507
ISPM LABS, LLC DBA CAPSTONE DIAGNOSTICS, LLC		8,072	403	5%	8,475
ATLANTIS URGENT CARE	12	6,597	1,781	21%	8,390
MORTON PLANT-MEASE	5	7,503	825	10%	8,333
ADVENTHEALTH CENTRA CARE DR PHILLIPS		7,481	838	10%	8,319
AVECINA MEDICAL OAKLEAF	3	6,977	1,330	16%	8,310
ADVENTHEALTH CENTRA CARE LAKE MARY	2	7,168	1,063	13%	8,233
CERNERELR_BAPTISTMIAMI	31	7,313	862	11%	8,206
ARCPOINT LABS OF FORT MYERS	5	7,231	953	12%	8,189
ADVENTHEALTH CENTRA CARE APOPKA	1	7,024	1,160	14%	8,185
BAPTIST HEALTH SOUTH FLORIDA - WESTCHESTER URGENT CARE		6,741	1,423	17%	8,164
EMERALD COAST URGENT CARE		6,426	1,719	21%	8,145
EGLIN AIR FORCE BASE	14	6,358	1,771	22%	8,143
HIALEAH HOSPITAL	4	6,336	1,776	22%	8,116
ADVENTHEALTH CENTRA CARE MOUNT DORA		6,867	1,205	15%	8,072
ADVENTIST HEALTH SYSTEMS, SUNBELT INC		6,933	1,110	14%	8,043
ADVENTHEALTH CENTRA CARE KISSIMMEE		7,161	833	10%	7,994
BAPTIST HEALTH SOUTH FLORIDA - DORAL URGENT CARE		6,386	1,532	19%	7,918
SPORTS DRUG TESTING LABORATORY	140	7,544	217	3%	7,901

# COVID-19: testing by laboratory

Data through May 5, 2021 verified as of May 6, 2021 at 09:25 AM

Data in this report are provisional and subject to change.

The numbers in the table below represent the number of Florida and non-Florida residents for whom test results were received by the Department of Health. A person can be tested by more than one laboratory and can have both positive and negative results. **Therefore, the sum of the numbers in each column will be larger than the total number of people tested.**

Reporting lab	Inconclusive	Negative	Positive	Percent positive	Total
OVIEDO MEDICAL CENTER		6,995	786	10%	7,781
BAPTIST HEALTH - NASSAU		7,280	370	5%	7,650
NCH NORTH NAPLES HOSPITAL LAB	15	6,733	830	11%	7,578
COMMUNITY HEALTH CENTERS OF PINELLAS INC	2	6,148	1,407	19%	7,557
MINUTECLINIC LLC #1067		6,473	1,074	14%	7,547
ADVENTHEALTH CENTRA CARE ALTAMONTE		6,599	947	13%	7,546
MEDEXPRESS URGENT CARE OF BOYNTON BEACH LLC		6,911	619	8%	7,530
EMPIRE CITY LABORATORIES INC	95	6,355	1,061	14%	7,511
DYNIX DIAGNOSTIX		6,752	726	10%	7,478
ST PETERSBURG GENERAL HOSPITAL		6,320	1,070	14%	7,390
IMPERIAL POINT MEDICAL CENTER		6,738	647	9%	7,385
WELLINGTON REGIONAL MEDICAL CENTER		6,765	597	8%	7,362
MEDEXPRESS URGENT CARE	2	5,119	2,225	30%	7,346
HOLMES REG MED CENTER CLINICAL LAB		6,567	772	11%	7,339
SUNCOAST PATHOLOGY ASSOCIATES		6,722	614	8%	7,336
MEDEXPRESS URGENT CARE HUDSON		6,299	1,025	14%	7,324
HOLIDAY CVS LLC		6,866	408	6%	7,274
ADVENTHEALTH CENTRA CARE AZALEA PARK		6,108	1,030	14%	7,138
MINUTECLINIC LLC #8396		6,070	1,063	15%	7,133
AVERO DIAGNOSTICS - IRVING	11	6,634	478	7%	7,123
ADVENT HEALTH - HEART OF FLORIDA ER	1	6,171	942	13%	7,114
PARAMOUNT URGENT CARE INC	1	4,557	2,454	35%	7,012
UNKNOWN	5	3,540	3,451	49%	6,996
AHCC WESLEY CHAPEL		6,165	811	12%	6,976
ST JOSEPHS NORTH HOSPITAL LAB	7	5,923	1,019	15%	6,949
CLINICAL REFERENCE LABORATORY	2	6,576	366	5%	6,944
ACUTIS DIAGNOSTICS	171	5,617	1,151	17%	6,939
ADVENTHEALTH CENTRA CARE OVIEDO		5,945	965	14%	6,910
MINUTECLINIC		5,907	995	14%	6,902
GENOSUR LLC	24	6,777	94	1%	6,895
FORT WALTON BEACH MEDICAL CENTER		5,919	939	14%	6,858
LUMINUS DIAGNOSTICS		6,285	561	8%	6,846
FLORIDA FAMILY LABORATORY, INC DBA	52	6,208	493	7%	6,753
FLORIDA COMMUNITY HEALTH CENTER		5,439	1,288	19%	6,727
SOLARIS DIAGNOSTICS	11	6,112	598	9%	6,721
FLORIDA HOSPITAL NORTH PINELLAS	11	6,161	539	8%	6,711
MINUTECLINIC LLC #3703		5,422	1,252	19%	6,674
RAULERSON HOSPITAL		5,769	878	13%	6,647
VISTA CLINICAL	8	3,901	2,727	41%	6,636
ANGEL KIDS PEDIATRICS		6,280	354	5%	6,634
PHARMCO RX	2	6,293	325	5%	6,620
MICROGEN DX	4	5,747	731	11%	6,482
DOCTORS URGENT CARE LLC	1	5,301	1,172	18%	6,474
MINUTE CLINIC LLC		5,596	848	13%	6,444
NORTHWEST FLORIDA COMMUNITY HOSPITAL	47	4,849	1,478	23%	6,374
BAPTIST HEALTH SOUTH FLORIDA - PEMBROKE PINES URGENT CARE		5,271	1,094	17%	6,365
ADVENTHEALTH CENTRA CARE LONGWOOD		5,536	817	13%	6,353



# COVID-19: testing by laboratory

Data through May 5, 2021 verified as of May 6, 2021 at 09:25 AM

Data in this report are provisional and subject to change.

The numbers in the table below represent the number of Florida and non-Florida residents for whom test results were received by the Department of Health. A person can be tested by more than one laboratory and can have both positive and negative results. **Therefore, the sum of the numbers in each column will be larger than the total number of people tested.**

Reporting lab	Inconclusive	Negative	Positive	Percent positive	Total
ADVENTHEALTH CENTRA CARE SOUTH ORANGE		5,456	891	14%	6,347
PUTNAM COMMUNITY MEDICAL CENTER		5,557	780	12%	6,337
SPECTOR SCIENTIFIC LAB	20	5,228	1,078	17%	6,326
MEDCOMP SCIENCES LLC	139	4,091	2,090	33%	6,320
LABORATORY OF FLORIDA LLC	41	5,706	558	9%	6,305
DOCTORS URGENT CARE OF LUTZ LLC	1	5,062	1,171	19%	6,234
ADVENTHEALTH CENTRA CARE ORANGE LAKE		5,455	774	12%	6,229
ADVENTHEALTH CENTRA CARE PORT ORANGE		5,267	957	15%	6,224
URGENT CARE OF THE PALM BEACHES		5,152	1,033	17%	6,185
SOUTH FLORIDA BAPTIST HOSPITAL MICRO	4	5,100	1,035	17%	6,139
ALTRU DIAGNOSTICS INC	5	5,827	293	5%	6,125
PEDIATRIC HEALTH CARE ALLIANCE PA		5,615	505	8%	6,120
PRO CLINIC		5,024	1,093	18%	6,117
COASTAL MED URGENT CARE		4,505	1,585	26%	6,090
ADVENTHEALTH CENTRA CARE SAND LAKE		5,396	675	11%	6,071
MEDEXPRESS URGENT CARE - GOLDEN GATE		5,300	735	12%	6,035
HEALTH FIRST ADVENTHEALTH CENTRA CARE - TITUSVILLE		5,060	908	15%	5,968
MEDEXPRESS URGENT CARE - ROYAL PALM BEACH		5,296	665	11%	5,961
BAYFRONT HEALTH - VENICE REGIONAL MEDICAL	1	5,374	537	9%	5,912
MEDEXPRESS URGENT CARE - ESTERO		5,261	633	11%	5,894
ADVENTHEALTH CENTRA CARE LEESBURG		4,836	1,052	18%	5,888
BAPTIST HEALTH - NORTH		4,714	1,151	20%	5,865
PALMS OF PASADENA HOSPITAL		5,188	587	10%	5,775
MEDIPATH LLC		5,141	563	10%	5,704
BAPTIST HEALTH SOUTH FLORIDA - KENDALE LAKES URGENT CARE		4,622	1,081	19%	5,703
SUNRISE MEDICAL LABORATORIES	2	5,253	409	7%	5,664
MEDICAL DNA LABS LLC	3	5,164	494	9%	5,661
URGENT CARE CURE	2	4,873	777	14%	5,652
PARAMOUNT URGENT CARE - WINDERMERE	3	3,778	1,822	33%	5,603
MEDEXPRESS URGENT CARE PALM BEACH GARDENS		5,079	521	9%	5,600
DOCTORS HOSPITAL OF SARASOTA CLINICAL LABORATORY		4,896	702	13%	5,598
MINUTECLINIC LLC # 0709		4,727	871	16%	5,598
WESTCHESTER HOSPITAL	23	4,561	1,001	18%	5,585
THE CENTER FOR URGENT CARE	3	4,685	895	16%	5,583
ESCAMBIA COMMUNITY CLINICS INC	8	4,245	1,326	24%	5,579
TALLAHASSEE PRIMARY CARE ASSOCIATES		4,930	622	11%	5,552
BAPTIST HEALTH SOUTH FLORIDA - TAMiami TRAIL URGENT CARE		4,448	1,075	19%	5,523
HEALTH FIRST ADVENTHEALTH CENTRA CARE GATEWAY	1	4,966	554	10%	5,521
BAPTIST HEALTH SOUTH FLORIDA - CORAL SPRINGS URGENT CARE		4,736	784	14%	5,520
HIGHLANDS REGIONAL MEDICAL CENTER		4,605	873	16%	5,478
TROPICANA FIELD - LOT 2	19	4,935	494	9%	5,448
MEDEXPRESS URGENT CARE - LAKELAND		4,763	669	12%	5,432
BAYFRONT HEALTH - SEVEN RIVERS		4,881	463	9%	5,344
MARTIN HOSPITAL SOUTH LAB		4,966	293	6%	5,259
BAPTIST HEALTH SOUTH FLORIDA - PINECREST URGENT CARE		4,492	747	14%	5,239
QUICK CARE MED PL	2	4,435	794	15%	5,231
ADVENTHEALTH CENTRA CARE WINTER HAVEN	1	4,000	1,220	23%	5,221

# COVID-19: testing by laboratory

Data through May 5, 2021 verified as of May 6, 2021 at 09:25 AM

Data in this report are provisional and subject to change.

The numbers in the table below represent the number of Florida and non-Florida residents for whom test results were received by the Department of Health. A person can be tested by more than one laboratory and can have both positive and negative results. **Therefore, the sum of the numbers in each column will be larger than the total number of people tested.**

Reporting lab	Inconclusive	Negative	Positive	Percent positive	Total
BAPTIST HEALTH SOUTH FLORIDA - CORAL GABLES URGENT CARE		4,303	875	17%	5,178
TRINITY SPRINGS		4,436	729	14%	5,165
ADVENTHEALTH PROMPT CARE	2	3,813	1,338	26%	5,153
BAYFRONT HEALTH - BROOKSVILLE		4,600	553	11%	5,153
BAPTIST HEALTH SOUTH FLORIDA - CORAL GABLES (UNIVERSITY) URGENT CARE		4,417	720	14%	5,137
BAPTIST HEALTH SOUTH FLORIDA - PALMETTO BAY URGENT CARE		4,293	821	16%	5,114
BETHESDA HOSPITAL WEST		4,585	518	10%	5,103
VENTURE MEDICAL OF FLORIDA LLC		4,657	405	8%	5,062
BAYFRONT HEALTH - SPRING HILL		4,579	411	8%	4,990
ASCENSION SACRED HEART - EMERALD COAST		4,119	788	16%	4,907
MINUTECLINIC LLC #3463		4,097	810	17%	4,907
ADVENTHEALTH CENTRA CARE COLONIAL TOWN	2	4,351	541	11%	4,894
BAYFRONT HEALTH - PUNTA GORDA		4,521	366	7%	4,887
MEASE DUNEDIN HOSPITAL	5	4,303	527	11%	4,835
DESOTO MEMORIAL HOSPITAL	3	4,000	818	17%	4,821
PREMIER URGENT CARE OF BREVARD LLC	4	4,198	588	12%	4,790
FLAGLER HOSPITAL LABORATORY	8	3,654	1,112	23%	4,774
MINUTECLINIC LLC #3662		4,025	719	15%	4,744
BAYFRONTVENICEREGIONAL		4,567	159	3%	4,726
MINUTECLINIC LLC #3631		4,027	688	15%	4,715
MEDEXPRESS URGENT CARE CAPE CORAL		4,032	673	14%	4,705
ENGLEWOOD COMMUNITY HOSPITAL		4,292	407	9%	4,699
MINUTECLINIC LLC 5852		4,057	640	14%	4,697
MINUTECLINIC LLC #5253		3,888	804	17%	4,692
ADVENTIST HEALTH SYSTEMS SUNBELT IN DBA		4,134	540	12%	4,674
MINUTECLINIC LLC # 3930		4,005	665	14%	4,670
MOFFITT CANCER CENTER	6	4,553	104	2%	4,663
MEMORIAL HOSPITAL- MIRAMAR	12	4,291	327	7%	4,630
MINUTECLINIC LLC #1771		3,898	728	16%	4,626
TWIN CITIES HOSPITAL	1	4,090	534	12%	4,625
NIGHT LITE PEDIATRICS	4	3,346	1,261	27%	4,611
PREMIER MEDICAL	2	4,492	94	2%	4,588
MINUTECLINIC LLC #5249		3,762	813	18%	4,575
HOLIDAY CVS LLC DBA CVS PHARMACY #5154		4,445	122	3%	4,567
US BIOTEK LABORATORIES	15	4,136	370	8%	4,521
LAKESIDE MEDICAL CENTER		3,639	866	19%	4,505
ACCU REFERENCE MEDICAL LAB	9	3,663	805	18%	4,477
GENESIS DIAGNOSTICS		4,203	254	6%	4,457
PALMS MEDICAL GROUP	5	3,016	1,417	32%	4,438
MEDEXPRESS URGENT CARE LEHIGH ACRES		3,814	606	14%	4,420
MINUTECLINIC LLC #7225		3,725	680	15%	4,405
MINUTECLINIC LLC #5190		3,627	766	17%	4,393
MINUTECLINIC LLC #5854		3,651	732	17%	4,383
DOCTORS TEST CENTERS		3,888	491	11%	4,379
BAYA PHARMACY & URGENT CARE		3,250	1,126	26%	4,376
AMELIA URGENT CARE		2,704	1,654	38%	4,358
MINUTECLINIC LLC # 0514		3,781	543	13%	4,324

# COVID-19: testing by laboratory

Data through May 5, 2021 verified as of May 6, 2021 at 09:25 AM

Data in this report are provisional and subject to change.

The numbers in the table below represent the number of Florida and non-Florida residents for whom test results were received by the Department of Health. A person can be tested by more than one laboratory and can have both positive and negative results. **Therefore, the sum of the numbers in each column will be larger than the total number of people tested.**

Reporting lab	Inconclusive	Negative	Positive	Percent positive	Total
ST. LUCIE MEDICAL CTR.		4,254	57	1%	<b>4,311</b>
PHYSICIANS REGIONAL MEDICAL CENTER - COLLIER BLVD	1	3,396	905	21%	<b>4,302</b>
ADVENTHEALTH CENTRA CARE		3,789	470	11%	<b>4,259</b>
MINUTECLINIC LLC #3814		3,621	624	15%	<b>4,245</b>
ADVENT HEALTH - NEW SMYRNA		3,540	678	16%	<b>4,218</b>
STEWART ROCKLEDGE HOSPITAL	6	3,745	422	10%	<b>4,173</b>
EXACT SCIENCES LABORATORIES, LLC		3,842	331	8%	<b>4,173</b>
SCION LAB SERVICES LLC	26	3,792	316	8%	<b>4,134</b>
LOWER KEYS MEDICAL CENTER		3,811	320	8%	<b>4,131</b>
MINUTECLINIC LLC #3291		3,508	622	15%	<b>4,130</b>
MINUTECLINIC LLC #4458		3,477	646	16%	<b>4,123</b>
MINUTECLINIC LLC #7887		3,612	486	12%	<b>4,098</b>
MINUTECLINIC LLC #5214		3,523	573	14%	<b>4,096</b>
MINUTECLINIC LLC #7886		3,537	548	13%	<b>4,085</b>
NIGHT LITE PEDIATRICS URGENT CARE	1	3,417	649	16%	<b>4,067</b>
BAPTIST HEALTH SOUTH FLORIDA - DAVIE URGENT CARE		3,329	728	18%	<b>4,057</b>
PARAMOUNT URGENT CARE - ORLANDO		2,937	1,110	27%	<b>4,047</b>
CARENOW URGENT CARE	1	2,508	1,527	38%	<b>4,036</b>
AFC PHYSICIANS OF FLORIDA		3,135	897	22%	<b>4,032</b>
MINUTECLINIC LLC #4415		3,371	578	15%	<b>3,949</b>
BAPTIST HEALTH SOUTH FLORIDA - WESTON URGENT CARE		3,422	523	13%	<b>3,945</b>
MINUTECLINIC LLC # 3686		3,351	584	15%	<b>3,935</b>
MINUTECLINIC LLC #3257		3,285	636	16%	<b>3,921</b>
MINUTECLINIC, LLC #3204		3,241	644	17%	<b>3,885</b>
ADVENTHEALTH CENTRA CARE KIDS LAKE MARY		3,588	288	7%	<b>3,876</b>
HEALTH FIRST ADVENTHEALTH CENTRA CARE COCOA		3,481	380	10%	<b>3,861</b>
MC DIAGNOSTIC OF CONNECTICUT, PC #2220		3,327	533	14%	<b>3,860</b>
PROHEALTH	3	2,250	1,605	42%	<b>3,858</b>
SIPARADIGM LLC	59	3,500	264	7%	<b>3,823</b>
MINUTECLINIC, LLC #4015		3,077	740	19%	<b>3,817</b>
BARTOW REGIONAL MEDICAL CENTER	1	3,204	603	16%	<b>3,808</b>
ADVENT HEALTH CENTRA CARE -WINTER PARK KIDS URGENT CARE	4	3,492	297	8%	<b>3,793</b>
MINUTECLINIC LLC #1807		3,176	609	16%	<b>3,785</b>
VA PAIN CLINIC	6	3,626	138	4%	<b>3,770</b>
BRASHEAR'S VITAL CARE CORP		2,984	782	21%	<b>3,766</b>
MINUTECLINIC LLC #1055		3,093	666	18%	<b>3,759</b>
MINUTECLINIC LLC # 3579		3,112	639	17%	<b>3,751</b>
HEALTH FIRST ADVENTHEALTH CENTRA CARE MALABAR		3,369	364	10%	<b>3,733</b>
MEDEXPRESS URGENT CARE - DELAND		3,298	414	11%	<b>3,712</b>
MEDONE PLLC		2,845	863	23%	<b>3,708</b>
MEDEXPRESS URGENT CARE - VERO BEACH		3,225	476	13%	<b>3,701</b>
MINUTECLINIC LLC #4201		3,196	492	13%	<b>3,688</b>
BAPTIST HEALTH SOUTH FLORIDA - BRICKELL URGENT CARE		3,056	631	17%	<b>3,687</b>
MINUTECLINIC LLC #7973		3,176	511	14%	<b>3,687</b>
MINUTECLINIC, LLC #5817		3,072	611	17%	<b>3,683</b>
MINUTECLINIC LLC #5924		3,182	492	13%	<b>3,674</b>
PRECISION HEALTH SOLUTIONS		3,488	186	5%	<b>3,674</b>

# COVID-19: testing by laboratory

Data through May 5, 2021 verified as of May 6, 2021 at 09:25 AM

Data in this report are provisional and subject to change.

The numbers in the table below represent the number of Florida and non-Florida residents for whom test results were received by the Department of Health. A person can be tested by more than one laboratory and can have both positive and negative results. **Therefore, the sum of the numbers in each column will be larger than the total number of people tested.**

Reporting lab	Inconclusive	Negative	Positive	Percent positive	Total
MINUTECLINIC LLC #3748		3,007	663	18%	3,670
MINUTECLINIC LLC #3003		3,017	645	18%	3,662
VERILY LIFE SCIENCES	3	3,558	72	2%	3,633
PARAMOUNT URGENT CARE - OVIEDO		2,682	951	26%	3,633
MINUTECLINIC LLC # 7933		3,199	423	12%	3,622
CLARITY LAB SOLUTIONS LLC		3,608	4	0%	3,612
MINUTECLINIC LLC #3255		3,201	403	11%	3,604
MINUTECLINIC LLC #7173		3,118	481	13%	3,599
BAPTIST HEALTH URGENT CARE AT SAWGRASS		2,994	603	17%	3,597
MINUTECLINIC, LLC (CLINIC 10699)		3,138	449	13%	3,587
WALGREEN CO	2	3,169	408	11%	3,579
MINUTECLINIC LLC #3705		3,151	408	11%	3,559
VITRO MOLECULAR LABORATORIES	50	3,205	279	8%	3,534
MARION E FETHER MEDICAL CENTER, THE		3,229	303	9%	3,532
BAPTIST HEALTH EMERGENCY CENTER COUNTRY WALK	1	2,988	530	15%	3,519
BAPTIST HEALTH - CLAY		3,066	445	13%	3,511
MINUTECLINIC LLC #5216		3,024	475	14%	3,499
BMCT Molecular Diagnostics Subsection		2,960	538	15%	3,498
MINUTECLINIC LLC #3654		2,906	558	16%	3,464
MIDWAY SPECIALTY CARE CENTER DIAGNOSTICS	38	3,176	240	7%	3,454
PRIMEHEALTH URGENT CARE INC		2,935	504	15%	3,439
LAKELAND REGIONAL HEALTH PABLO		3,026	407	12%	3,433
MINUTECLINIC LLC #6007		2,939	473	14%	3,412
ADVENTHEALTH CENTRA CARE CONWAY		2,891	518	15%	3,409
HEALTH CARE DISTRICT OF PALM BEACH COUNTY	2	3,129	259	8%	3,390
IMMOKALEE CHD		3,155	234	7%	3,389
MINUTECLINIC LLC #4612		2,758	591	18%	3,349
MARINERS HOSPITAL	1	3,034	308	9%	3,343
MINUTECLINIC LLC #3285		2,922	419	13%	3,341
GESSLER CLINIC	2	2,314	1,007	30%	3,323
MINUTECLINIC LLC #4024		2,904	399	12%	3,303
PHYSICIANS PRIMARY CARE	2	2,980	319	10%	3,301
MINUTECLINIC LLC #1350		2,901	387	12%	3,288
MEMORIAL HOSPITAL PEMBROKE	3	2,906	371	11%	3,280
MINUTECLINIC LLC #476		2,827	440	13%	3,267
MINUTECLINIC LLC #8381		2,832	424	13%	3,256
SELECT LABORATORIES - MARION COUNTY, FL LLC	5	2,938	310	10%	3,253
MINUTECLINIC LLC #3648		2,667	581	18%	3,248
MEDEXPRESS FORT MYERS		2,836	404	12%	3,240
MINUTECLINIC, LLC # 4469		2,863	367	11%	3,230
ACCESS POINT HEALTHCARE URGENT & PRIMARY CARE	2	2,525	703	22%	3,230
MINUTECLINIC LLC #1821		2,870	356	11%	3,226
MEDIQUICK URGENT CARE CENTERS INC		2,475	738	23%	3,213
MINUTECLINIC LLC #5157		2,797	391	12%	3,188
MEDEXPRESS URGENT CARE CORAL SPRINGS		2,831	355	11%	3,186
BAPTIST HEALTH - OAKLEAF		2,653	489	16%	3,142
MINUTECLINIC LLC #3635		2,715	426	14%	3,141



# COVID-19: testing by laboratory

Data through May 5, 2021 verified as of May 6, 2021 at 09:25 AM

Data in this report are provisional and subject to change.

The numbers in the table below represent the number of Florida and non-Florida residents for whom test results were received by the Department of Health. A person can be tested by more than one laboratory and can have both positive and negative results. **Therefore, the sum of the numbers in each column will be larger than the total number of people tested.**

Reporting lab	Inconclusive	Negative	Positive	Percent positive	Total
ADVENT HEALTH - DADE CITY		2,730	365	12%	3,095
AFC PHYSICIANS OF FLORIDA PA		2,536	550	18%	3,086
KEYS AHEC SCHOOL MEDICAL CLINIC	15	2,889	150	5%	3,054
NXGEN MDX LLC	7	2,704	338	11%	3,049
BAY MEDICAL CENTER SACRED HEART HEALTH SYSTEM		2,406	638	21%	3,044
CHARLES AIESI CONSULTING INC	14	2,713	308	10%	3,035
VETERANS AFFAIRS MEDICAL CENTER - ORLANDO	1	1,343	1,672	55%	3,016
MEDEXPRESS URGENT CARE - CLEWISTON		2,521	491	16%	3,012
JUPITER MEDICAL CENTER URGENT CARE		2,360	646	21%	3,006
EMERGENCY PHYSICIANS MEDICAL CENTER		1,768	1,159	40%	2,927
CAREFAST+	1	2,137	788	27%	2,926
MINUTECLINIC LLC #214		2,451	472	16%	2,923
JACKSON HOSPITAL CLINICAL LABORATORY		2,564	343	12%	2,907
BAPTIST HEALTHCARE - GULF BREEZE HOSPITAL	3	2,410	484	17%	2,897
MINUTECLINIC LLC #5069		2,424	468	16%	2,892
STONE CLINICAL LABORATORIES		2,790	96	3%	2,886
WALGREENS ORLANDO	3	2,540	340	12%	2,883
MEDEXPRESS URGENT CARE BOCA RATON		2,616	256	9%	2,872
BLUE MED CONSULTANTS		2,754	112	4%	2,866
LAKE WALES MEDICAL CENTER INC		2,511	331	12%	2,842
DR G'S URGENT CARE		2,468	374	13%	2,842
AMELIA EXPRESS CARE LLC	10	2,471	345	12%	2,826
PARRISH MEDICAL CENTER	2	2,459	357	13%	2,818
BAPTIST HEALTH SOUTH FLORIDA - MIAMI BEACH URGENT CARE		2,384	421	15%	2,805
FLORIDA MEDICAL CLINIC	3	1,325	1,473	53%	2,801
MINUTECLINIC LLC #1815		2,490	299	11%	2,789
CELESTA MEDICAL SERVICES LLC DBA - AMERICAN RESEARCH LABS		2,544	236	8%	2,780
CITRUS MEMORIAL HOSPITAL LABORATORY		2,253	523	19%	2,776
GENOME LLC	2	2,558	197	7%	2,757
SACRED HEART HEALTH SYSTEM, INC	1	1,871	872	32%	2,744
DONALD W ROBERTSON DO PA		2,138	596	22%	2,734
MINUTECLINIC LLC #3236		2,351	367	14%	2,718
PATIENTS FIRST - THOMASVILLE ROAD		2,425	289	11%	2,714
BOND URGENT CARE LLC		2,039	660	24%	2,699
MEDEXPRESS PORT CHARLOTTE		2,391	291	11%	2,682
TAMPA COMMUNITY HOSPITAL		2,287	375	14%	2,662
EMERALD COAST URGENT CARE, LLC	1	1,972	660	25%	2,633
MINI ER WATERFORD LAKES, THE		2,273	359	14%	2,632
NCHMD INC		2,180	403	16%	2,583
ADVENT HEALTH - OCALA		2,124	447	17%	2,571
HEALTH CENTRAL CLINICAL LABORATORY		2,222	329	13%	2,551
MINUTECLINIC LLC		2,231	301	12%	2,532
OPTUM LABS LLC	1	2,321	210	8%	2,532
INTELEX LABS, LLC		2,428	83	3%	2,511
ASCENSION SACRED HEART - GULF		1,951	559	22%	2,510
WHOLE FAMILY HEALTH CENTER INC		1,994	503	20%	2,497
MINUTECLINIC LLC #3637		2,002	491	20%	2,493

# COVID-19: testing by laboratory

Data through May 5, 2021 verified as of May 6, 2021 at 09:25 AM

Data in this report are provisional and subject to change.

The numbers in the table below represent the number of Florida and non-Florida residents for whom test results were received by the Department of Health. A person can be tested by more than one laboratory and can have both positive and negative results. **Therefore, the sum of the numbers in each column will be larger than the total number of people tested.**

Reporting lab	Inconclusive	Negative	Positive	Percent positive	Total
MINUTECLINIC LLC #8927		2,095	392	16%	2,487
EMERALD COAST URGENT CARE LLC		1,825	657	26%	2,482
PHYSICIANS STAT LAB	3	1,079	1,365	56%	2,447
MINUTECLINIC LLC #5187		2,130	315	13%	2,445
CORE DIAGNOSTIC LABORATORIES LLC	17	2,087	339	14%	2,443
BAPTIST HEALTH EMERGENCY CENTER AT WEST CORAL WAY		2,005	435	18%	2,440
GRAVITY DIAGNOSTICS, LLC	8	2,220	201	8%	2,429
COMMUNITY HEALTH NORTHWEST FLORIDA	4	1,857	554	23%	2,415
PENSACOLA PEDIATRICS PA	1	2,189	180	8%	2,370
ASSOCIATED PATHOLOGISTS, LLC	3	1,937	398	17%	2,338
NCH NORTHEAST	7	1,822	486	21%	2,315
PHYSICIAN ASSOCIATES		2,070	241	10%	2,311
LEE HEALTH - COCONUT POINT CLINICAL LAB	2	1,872	433	19%	2,307
UNIVERSITY OF NORTH FLORIDA STUDENT HEALTH		2,184	80	4%	2,264
MEDICAL CONSULTANTS OF FLORIDA, LLC	2	1,924	336	15%	2,262
WHITE WILSON MEDICAL CENTER		869	1,393	62%	2,262
APALACHEE CORRECTIONAL INSTITUTION EAST UNIT		2,227	31	1%	2,258
PRIMEHEALTH URGENT CARE	1	1,865	361	16%	2,227
MARTIN HEALTH SYSTEM - ST LUCIE WEST		2,021	197	9%	2,218
FLOWERS HOSPITAL		2,010	192	9%	2,202
FIU-HEALTH AUXILIARY LABORATORY	6	2,036	133	6%	2,175
BIO-TECH CLINICAL LABORATORIES INC		1,865	309	14%	2,174
BARDMOOR LABORATORY	9	1,831	321	15%	2,161
DOC SMILEYS URGENT CARE LLC		1,748	384	18%	2,132
BAYFRONT HEALTH - CITRUS HILLS		1,887	242	11%	2,129
ADVANCED MEDICAL OF NAPLES LLC		1,892	237	11%	2,129
LITTLE PINE PEDIATRICS	1	1,838	278	13%	2,117
TOM LEE COMMUNITY HEALTH CENTER	1	1,493	612	29%	2,106
MINUTECLINIC, LLC #3245		1,693	380	18%	2,073
GENUS3		1,974	74	4%	2,048
STATMED OCALA	7	1,834	196	10%	2,037
ARCPOINT LABS		1,427	599	30%	2,026
READY RESPONDERS FLORIDA, PLLC		1,732	266	13%	1,998
WILLIAM OWEN PASS PARK		1,738	257	13%	1,995
MIAMI JEWISH HEALTH SYSTEMS		1,894	85	4%	1,979
DOC SMILEY'S URGENT CARE		1,706	247	13%	1,953
MEDFAST URGENT CARE CENTERS LLC	2	608	1,334	69%	1,944
GENESIS LABORATORY MANAGEMENT	15	1,667	255	13%	1,937
ABSOLUTE GENOMICS	2	1,683	249	13%	1,934
LABORATORY SPECIALISTS OF MICHIGAN		1,588	333	17%	1,921
ED FRASER MEMORIAL HOSPITAL		1,645	259	14%	1,904
BROWNWOOD CARE CENTER		1,664	233	12%	1,897
OPTUMCARE FLORIDA LLC		1,574	314	17%	1,888
PATIENTS FIRST LAKE ELLA MEDICAL CENTER		1,700	177	9%	1,877
SUNRISE URGENT CARE ASSOCIATES LLC D/B/A	9	1,319	548	29%	1,876
PROJECT HEALTH, INC SUMTERVILLE	5	1,520	328	18%	1,853
NEIGHBORHOOD MEDICAL CENTER INC	17	1,629	186	10%	1,832



# COVID-19: testing by laboratory

Data through May 5, 2021 verified as of May 6, 2021 at 09:25 AM

Data in this report are provisional and subject to change.

The numbers in the table below represent the number of Florida and non-Florida residents for whom test results were received by the Department of Health. A person can be tested by more than one laboratory and can have both positive and negative results. **Therefore, the sum of the numbers in each column will be larger than the total number of people tested.**

Reporting lab	Inconclusive	Negative	Positive	Percent positive	Total
KETAMINE HEALTH CENTERS LLC	1	1,661	152	8%	1,814
PROHEALTH MEDICAL CLINIC		1,152	643	36%	1,795
IGENOMIX USA LLC	55	1,570	165	9%	1,790
ER QUICKCARE PL		1,520	248	14%	1,768
RIVER TOWN DIAGNOSTIC LLC		1,470	286	16%	1,756
NORTH SHORE LONG ISLAND JEWISH HEALTH	1	1,660	95	5%	1,756
SPARROW HEALTHCARE	2	1,499	254	14%	1,755
PEDIATRIC HEALTH CARE ALLIANCE - NORTHDAL		1,599	154	9%	1,753
BROAD INSTITUTE CLINICAL SEQUENCING RESEARCH PLATFORM	16	1,655	67	4%	1,738
QUICK CARE MED		1,399	338	19%	1,737
Community_Health		1,533	199	11%	1,732
FLORIDA DEPARTMENT OF HEALTH IN POLK COUNTY	2	1,316	409	24%	1,727
FG RAPID RESULTS	6	1,325	390	23%	1,721
LABTECH DIAGNOSTIC		1,424	294	17%	1,718
SHELL POINT NURSING PAVILION	1	1,636	77	4%	1,714
MEDEXPRESS URGENT CARE - JAX ATLANTIC BLVD		1,482	228	13%	1,710
ADVENTHEALTH CENTRA CARE TRINITY		1,476	231	14%	1,707
JW PLASTIC SURGERY		1,449	244	14%	1,693
PARAMOUNT URGENT CARE - CLERMONT		966	727	43%	1,693
AMERICAN SCIENTIFIC LABORATORIES LLC		1,635	35	2%	1,670
FIRST QUALITY LABORATORY		1,562	105	6%	1,667
BAPTIST HEALTH SOUTH FLORIDA - KEY BISCA		1,462	197	12%	1,659
VRL EUROFINS		1,609	41	2%	1,650
MYTEST DIAGNOSTICS		1,570	77	5%	1,647
ST ANNES NURSING CENTER		1,595	33	2%	1,628
ELLENTON URGENT CARE		1,385	238	15%	1,623
COLLIER URGENT CARE CENTERS CREEKSIDE		1,437	185	11%	1,622
OPTEO LABORATORY		1,572	36	2%	1,608
CAREMED CLINIC LLC	1	1,291	311	19%	1,603
BAPTIST HEALTH SOUTH FLORIDA - COUNTRY WALK URGENT CARE EXPRESS		1,355	248	15%	1,603
UNIVERSITY OF ALABAMA AT BIRMINGHAM		1,551	48	3%	1,599
MATRIX CLINICAL LABS (FORMERLY BIOCERNA LLC)	13	1,400	169	11%	1,582
ASSURANCE SCIENTIFIC LABORATORIES	1	1,297	283	18%	1,581
NORTH VISTA HOSPITAL LABORATORY		1,320	257	16%	1,577
PARAMOUNT URGENT CARE VILLAGES		1,002	575	36%	1,577
MELBOURNE MEDICAL LABORATORY	2	1,367	205	13%	1,574
CAREFAST MURABELLA		1,027	511	33%	1,538
PRIMARY CARE SOUTH INC		1,039	495	32%	1,534
BAPTIST HEALTHCARE - JAY HOSPITAL	3	1,155	373	24%	1,531
EUROFINS NTD, LLC		1,486	45	3%	1,531
INNOVATIVE TRANSFUSION MEDICINE, INC	11	1,336	179	12%	1,526
UHEALTH CLINIC AT WALGREENS		1,228	293	19%	1,521
SPEARHEAD MEDICAL		1,392	117	8%	1,509
NYU HOSPITALS CENTER CLINICAL LABORATORIES		1,452	49	3%	1,501
LPG COCONUT POINT		1,265	235	16%	1,500
PALM BAY HOSPITAL CLINICAL LABORATORY		1,093	401	27%	1,494
SMA LAB	12	1,317	163	11%	1,492

# COVID-19: testing by laboratory

Data through May 5, 2021 verified as of May 6, 2021 at 09:25 AM

Data in this report are provisional and subject to change.

The numbers in the table below represent the number of Florida and non-Florida residents for whom test results were received by the Department of Health. A person can be tested by more than one laboratory and can have both positive and negative results. **Therefore, the sum of the numbers in each column will be larger than the total number of people tested.**

Reporting lab	Inconclusive	Negative	Positive	Percent positive	Total
ACCESS MEDICAL LABS		776	704	48%	1,480
TREASURE COAST MEDICAL ASSOCIATES INC		748	727	49%	1,475
ADDICTION LABS OF AMERICA	3	1,375	84	6%	1,462
CREEKSIDE CARE CENTER	1	1,268	185	13%	1,454
NORTH FLORIDA PEDIATRICS - LAKE CITY		1,227	226	16%	1,453
ADVANCE MEDICAL OF NAPLES		327	1,124	77%	1,451
UHEALTH DEERFIELD BEACH/UMSYLVESTER DEERFIELD BEACH LABORATORY	3	1,380	55	4%	1,438
GROWING TOGETHER PEDIATRICS LLC		1,362	74	5%	1,436
TEMPUS CLINICAL LABORATORY	10	1,270	155	11%	1,435
MEDLAB DIAGNOSTICS, LLC		1,327	103	7%	1,430
PATIENTS CHOICE LABORATORIES		831	592	42%	1,423
COASTAL LABORATORIES	1	1,123	287	20%	1,411
PEDIATRICS OF CENTRAL FLORIDA PA	20	1,314	70	5%	1,404
CYPRESS VILLAGE	1	1,375	28	2%	1,404
AMELIA EXPRESS CARE	1	772	631	45%	1,404
PROJECT HEALTH INC	4	1,188	201	14%	1,393
ASCENSION ST VINCENT'S - SOUTHSIDE		1,308	49	4%	1,357
PALM HARBOR PHARMACY		1,183	173	13%	1,356
VAVA PARTNERS LLC		529	827	61%	1,356
6TH MEDICAL GROUP - MCDILL AFB	3	1,266	71	5%	1,340
BREVARD HEALTH ALLIANCE INC, THE		1,261	78	6%	1,339
CARENOW URGENT CARE – FORT PIERCE		938	392	29%	1,330
STEWART REFERENCE LABORATORY	1	784	545	41%	1,330
USF MORSANI CENTER FOR ADVANCED HEALTH CARE		1,162	162	12%	1,324
LAB24 INC	3	643	677	51%	1,323
ST PETERSBURG PEDIATRICS	1	1,195	124	9%	1,320
ADVANCED DIAGNOSTIC LABORATORY		1,271	47	4%	1,318
XPRESS URGENT CARE	4	1,109	202	15%	1,315
MINUTE CLINIC INCORPORATE		1,263	51	4%	1,314
NAPLES URGENT CARE	1	860	452	34%	1,313
HOLIDAY CVS LLC DBA CVSPHARMACY #5155		1,237	71	5%	1,308
PALM BEACH ATLANTIC UNIVERSITY		1,243	44	3%	1,287
SOLARIS HEALTHCARE PALATKA		1,177	106	8%	1,283
EAST LAKE PEDIATRICS		1,147	135	11%	1,282
INTERLACHEN PEDIATRICS PA		1,217	63	5%	1,280
NORTH FLORIDA PEDIATRICS-TALLAHASSEE	1	1,173	105	8%	1,279
BETHESDA HEALTH URGENT CARE		1,088	186	15%	1,274
STAGEZERO LIFE SCIENCES INC	4	1,147	105	8%	1,256
PROFESSIONAL HEALTH EXAMINERS DBA PROHEALTH	1	1,023	229	18%	1,253
COASTAL PEDIATRIC GROUP		1,090	162	13%	1,252
PENSACOLA PEDIATRICS PA - TIGER POINT	24	1,099	120	10%	1,243
CARE ONE OF FLORIDA LLC		901	334	27%	1,235
ARCPOINT LABS OF CORAL SPRINGS FL		992	243	20%	1,235
INTERLACHEN PEDIATRICS		1,179	44	4%	1,223
HALIFAX MEDICAL CENTER-PORT ORANGE LAB		1,061	160	13%	1,221
CLINICORE		1,124	91	7%	1,215
EPN URGENT CARE NAPLES	2	792	416	34%	1,210

# COVID-19: testing by laboratory

Data through May 5, 2021 verified as of May 6, 2021 at 09:25 AM

Data in this report are provisional and subject to change.

The numbers in the table below represent the number of Florida and non-Florida residents for whom test results were received by the Department of Health. A person can be tested by more than one laboratory and can have both positive and negative results. **Therefore, the sum of the numbers in each column will be larger than the total number of people tested.**

Reporting lab	Inconclusive	Negative	Positive	Percent positive	Total
CATALYST WALK IN CLINIC		970	239	20%	1,209
ALTAMONTE MD		977	230	19%	1,207
NORTH OKALOOSA MEDICAL CENTER		839	351	29%	1,190
CLARITY LABS		1,079	109	9%	1,188
FISHERMENS HOSPITAL CLINICAL LAB		1,089	99	8%	1,188
TYNDALL AIR FORCE BASE		961	217	18%	1,178
CAPE CANAVERAL HOSPITAL		868	307	26%	1,175
FAMILY HEALTH CENTERS OF SOUTHWEST FLORIDA INC		1,029	116	10%	1,145
BREVARD HEALTH ALLIANCE		828	310	27%	1,138
CAPSTONE HEALTHCARE		802	330	29%	1,132
BERNHARDT LABORATORIES	2	1,035	95	8%	1,132
PROFESSIONAL HEALTH EXAMINERS		977	153	14%	1,130
LOOP PEDIATRICS PA	3	960	167	15%	1,130
VERITAS GENETICS	61	945	119	11%	1,125
PRIMARY CARE OF THE TREASURE COAST		988	135	12%	1,123
GENEIQ		1,056	65	6%	1,121
EMERALD COAST PEDIATRICS		1,058	57	5%	1,115
LAB DOCTOR		965	137	12%	1,102
XYZ LABORATORY	8	942	146	13%	1,096
MINUTECLINIC, LLC DBA MINUTECLINIC #4717		1,047	42	4%	1,089
LENCO MEDICAL LABORATORY		1,027	58	5%	1,085
NORTH FLORIDA MEDICAL GROUP		921	156	14%	1,077
HENDRY REGIONAL MEDICAL CENTER CLINICAL LABORATORY		809	258	24%	1,067
AMERICAN FAMILY CARE PENSACOLA WEST		533	533	50%	1,066
THE HEALTH CENTER OF PLANT CITY		984	81	8%	1,065
RAINBOW RIVER MEDICAL LABORATORY		978	83	8%	1,061
WOODLANDS MEDICAL SPECIALISTS		782	268	26%	1,050
BAPTIST HEALTH - MD ANDERSON CANCER CENTER		1,042	6	1%	1,048
SPRING HILL HEALTH AND REHABILITATION CENTER		1,019	28	3%	1,047
ADVENTHEALTH EXPRESS CARE AT WALGREENS		904	140	13%	1,044
CHILDRENS MEDICAL ASSOCIATION		953	88	8%	1,041
MIDWAY SPECIATLY CARE CENTER	3	813	222	21%	1,038
VRL EUROFINs - DALLAS		1,024	13	1%	1,037
C.W. BILL YOUNG VA MEDICAL CENTER	1	23	1,006	98%	1,030
NORTH FLORIDA PEDIATRICS PA - SUWANNEE	3	883	129	13%	1,015
VERITOR		852	162	16%	1,014
E-LAB OF FLORIDA		923	90	9%	1,013
PHAROS HEALTH		756	255	25%	1,011
CVS HEALTH		794	214	21%	1,008
CONSULATE HEALTH CARE OF NEW PORT RICHEY	2	877	127	13%	1,006
COVANCE CLINICAL RESEARCH UNIT INC		977	27	3%	1,004
MILLER BIOCONNECT		910	90	9%	1,000
JACKSONVILLE BEACH PEDIATRIC CARE CENTER□		925	74	7%	999
VIERA HOSPITAL, INC		805	192	19%	997
DAIRY ROAD URGENT CARE	2	839	156	16%	997
FAST TRACK URGENT CARE CENTER		4	991	100%	995
24 HOUR PEDIATIC CARE CENTER	4	923	67	7%	994

# COVID-19: testing by laboratory

Data through May 5, 2021 verified as of May 6, 2021 at 09:25 AM

Data in this report are provisional and subject to change.

The numbers in the table below represent the number of Florida and non-Florida residents for whom test results were received by the Department of Health. A person can be tested by more than one laboratory and can have both positive and negative results. **Therefore, the sum of the numbers in each column will be larger than the total number of people tested.**

Reporting lab	Inconclusive	Negative	Positive	Percent positive	Total
EAST LAKE PEDIATRICS PA		904	89	9%	<b>993</b>
PEDIATRIC HEALTHCARE ALLIANCE		937	53	5%	<b>990</b>
LAKELAND REGIONAL HEALTH - PWC/OB		36	954	96%	<b>990</b>
NORTH SHORE LIJ URGENT CARE PC		930	58	6%	<b>988</b>
HISTOPATHOLOGY SERVICES, LLC		878	109	11%	<b>987</b>
UNIVERSITY OF WEST FLORIDA STUDENT HEALTH SERVICES	1	850	128	13%	<b>979</b>
NORTH FLORIDA PEDIATRICS PA	2	849	117	12%	<b>968</b>
PENSACOLA PEDIATRICS	2	870	95	10%	<b>967</b>
DEPARTMENT OF CLINICAL LABS	1	938	21	2%	<b>960</b>
BHA CENTRAL COUNTY CLINIC		863	97	10%	<b>960</b>
SOLARIS HEALTHCARE CHARLOTTE HARBOR		900	55	6%	<b>955</b>
MOLECULAR TESTING LABS		862	90	9%	<b>952</b>
PALM GARDEN OF PORT SAINT LUCIE		939	12	1%	<b>951</b>
LAKE BALDWIN		897	51	5%	<b>948</b>
NORTH FL SOUTH GA HCS-LAKE CITY		918	29	3%	<b>947</b>
TACACHALE CLINICAL LABORATORY	1	892	50	5%	<b>943</b>
Fernandina Beach Rehabilitation and Nursing Center	1	921	19	2%	<b>941</b>
REDI MED LLC		762	176	19%	<b>938</b>
ENCOMPASS HEALTH		915	22	2%	<b>937</b>
CALHOUN LIBERTY HOSPITAL		768	169	18%	<b>937</b>
LEE COUNTY EMERGENCY MEDICAL SERVICE	1	809	126	13%	<b>936</b>
Point of Care Testing	1	128	807	86%	<b>936</b>
ABBOTT LABORATORIES		814	121	13%	<b>935</b>
INTEGRITY LABORATORIES, LLC	4	765	165	18%	<b>934</b>
RESTORE HEALTH URGENT CARE		753	177	19%	<b>930</b>
SOUTHEAST ALABAMA MEDICAL CENT		864	59	6%	<b>923</b>
GENE TOX WORLDWIDE	60	736	125	14%	<b>921</b>
MOORINGS PARK INSTITUTE, INC, THE		882	36	4%	<b>918</b>
DOCTOR'S MEMORIAL HOSPITAL		751	166	18%	<b>917</b>
NCHMD, INC SOUTHEAST IMMEDIATE CARE		716	198	22%	<b>914</b>
WHITE-WILSON MEDICAL CENTER - FORT WALTON BEACH		881	25	3%	<b>906</b>
Victoria Nursing and Rehabilitation Center		842	55	6%	<b>897</b>
COASTAL PHYSICIANS, LLC		723	171	19%	<b>894</b>
PALACE NURSING HOME & REHAB CENTER		849	43	5%	<b>892</b>
FAMILY HEALTH CENTERS OF SWF LABS	2	765	123	14%	<b>890</b>
MEDICAL CENTER OF DELTONA, INC		758	128	14%	<b>886</b>
MINUTECLINIC LLC, #10357		878	6	1%	<b>884</b>
Tampa Lakes Health and Rehabilitation Center	2	807	73	8%	<b>882</b>
WELL HEALTH WORKS	3	812	65	7%	<b>880</b>
EXPRESS PHARMACY		806	68	8%	<b>874</b>
ANY LAB TEST NOW	2	596	275	32%	<b>873</b>
CRUCIAL CARE EMERGENCY MEDICINE DOCTORS		698	174	20%	<b>872</b>
PRIMARY CARE SERVICES AT ST ANDREWS ESTATES		868	3	0%	<b>871</b>
AMERICAN MEDICAL RESPONSE		861	9	1%	<b>870</b>
AFC URGENT CARE CLEARWATER	1	182	677	79%	<b>860</b>
PRIMARY CARE SERVICES AT INDIAN RIVER ESTATES		828	25	3%	<b>853</b>
CENTRAL FLORIDA HEALTH CARE INC		727	122	14%	<b>849</b>



# COVID-19: testing by laboratory

Data through May 5, 2021 verified as of May 6, 2021 at 09:25 AM

Data in this report are provisional and subject to change.

The numbers in the table below represent the number of Florida and non-Florida residents for whom test results were received by the Department of Health. A person can be tested by more than one laboratory and can have both positive and negative results. **Therefore, the sum of the numbers in each column will be larger than the total number of people tested.**

Reporting lab	Inconclusive	Negative	Positive	Percent positive	Total
CLINICAL PATHOLOGY LABS INC		762	87	10%	849
POINT WASHINGTON MEDICAL CLINIC	1	633	212	25%	846
FLORIDA GULF COAST UNIVERSITY		649	197	23%	846
AUGUSTUS LABS LLC		696	148	18%	844
CLINICAL ENTERPRISE, INC		817	25	3%	842
BOND CLINIC PA PEDIATRICS DEPT		782	60	7%	842
ADVENTHEALTH MEDICAL GROUP PROMPT CARE		613	227	27%	840
CITY MEDICAL OF NEW JERSEY, PC		754	77	9%	831
MEDONE URGENT CARE CENTER		604	224	27%	828
PEBBLEBROOK PHARMACY	1	689	138	17%	828
Southern Oaks Care Center	1	789	38	5%	828
LIFE CARE CENTER OF NEW PORT RICHEY		791	37	4%	828
CARITHERS PEDIATRIC GROUP		764	60	7%	824
BRISTOL AT TAMPA, THE	4	798	22	3%	824
TOTAL RENAL LABORATORIES INC DBA DAVITA LABS	1	699	121	15%	821
FLORIDA HOSPITAL ORLANDO		743	74	9%	817
FLAGLER COUNTY HEALTH DEPARTMENT	3	633	178	22%	814
ASAP LABS LLC	7	655	151	19%	813
DYNIX DIAGNOSTICS	2	529	282	35%	813
VITAS HEALTHCARE CORPORATION OF FLA	1	804	6	1%	811
WHITE WILSON MEDICAL CENTER PA - NAVARRE		685	125	15%	810
ASCENSION ST VINCENT'S - CLAY		775	35	4%	810
PALM GARDEN OF VERO BEACH		758	51	6%	809
J AND G MEDICAL GROUP LLC		671	138	17%	809
GULF COAST VILLAGE		768	41	5%	809
GOLDEN GATE FAMILY CLINIC		332	477	59%	809
NITE LITE PEDIATRICS		234	564	71%	798
BOND AND STEELE CLINIC PA		585	212	27%	797
NONE		308	488	61%	796
TELESCOPE HEALTH LLC	4	671	121	15%	796
APLS SERVICES LLC D/B/A CLEAR DIAGNOSTICS	13	767	15	2%	795
PEDIATRIC HEALTHCARE ALLIANCE PA		726	61	8%	787
RUSKIN HEALTH CENTER	1	523	262	33%	786
BUFFALO CROSSING HEALTHCARE & REHABILITATION CTR		760	18	2%	778
ETHOS WELLNESS PHARMACY		728	50	6%	778
ORANGE BLOSSOM FAMILY HEALTH		733	43	6%	776
VENICE REGIONAL BAYFRONT HEALTH (PULMONARY)		637	135	17%	772
WILLOWBROOKE COURT AT EDGEWATER POINTE ESTATES		756	9	1%	765
VALENCIA HILLS HEALTH AND REHABILITATION CENTER		749	16	2%	765
ORLANDO HEALTH AND REHAB CENTER		718	45	6%	763
KENDALL HEALTHCARE PROPERTIES DBA	2	731	30	4%	763
DEPT OF VA MEDICAL CENTER - MIAMI	1	726	34	4%	761
Crestview Rehabilitation Center	5	623	129	17%	757
SEMINOLE NURSING PAVILION		748	8	1%	756
BOCA GRANDE HEALTH CLINIC		712	40	5%	752
NORTHEAST FLORIDA NEUROLOGY CLINICS, INC		637	113	15%	750
MOUNT SINAI LABORATORY		712	37	5%	749

# COVID-19: testing by laboratory

Data through May 5, 2021 verified as of May 6, 2021 at 09:25 AM

Data in this report are provisional and subject to change.

The numbers in the table below represent the number of Florida and non-Florida residents for whom test results were received by the Department of Health. A person can be tested by more than one laboratory and can have both positive and negative results. **Therefore, the sum of the numbers in each column will be larger than the total number of people tested.**

Reporting lab	Inconclusive	Negative	Positive	Percent positive	Total
MAIN STREET MEDICAL CENTER		219	529	71%	<b>748</b>
LIFE CARE CENTER OF PENSACOLA		698	49	7%	<b>747</b>
CHURCH OF SCIENTOLOGY FLAG SERVICE ORGANIZATION		732	15	2%	<b>747</b>
ADVENT HEALTH LAB - ORLANDO		434	309	42%	<b>743</b>
PHYSICIANS STAT LAB INC		649	92	12%	<b>741</b>
SANTA ROSA MEDICAL GROUP		575	166	22%	<b>741</b>
RAINBOW PEDIATRIC CENTER PA		690	47	6%	<b>737</b>
MANOR CARE HEALTH SERVICES - FT MYERS		703	28	4%	<b>731</b>
ARTHREX MEDICAL CENTER	1	574	153	21%	<b>728</b>
THE PRESERVE		715	10	1%	<b>725</b>
DISNEY COVID TEST SITE		703	17	2%	<b>720</b>
PALM GARDEN OF CLEARWATER		702	18	3%	<b>720</b>
MANOR PINES CONVALESCENT CENTER LLC	1	693	23	3%	<b>717</b>
ADVENT HEALTH - DELTONA ER		594	122	17%	<b>716</b>
BALDWIN PEDIATRICS	1	681	33	5%	<b>715</b>
WATSON THERAPEUTICS INC	1	675	39	5%	<b>715</b>
FORT MYERS INTERNAL MEDICINE, LLC		644	69	10%	<b>713</b>
SUWANNEE HEALTH AND REHABILITATION CENTER		705	5	1%	<b>710</b>
CARE ONE OF FLORIDA	1	525	183	26%	<b>709</b>
MINUTECLINIC LLC #3281		607	102	14%	<b>709</b>
VETERANS AFFAIRS MEDICAL CENTER	1	45	662	94%	<b>708</b>
GRAND COURT TAMPA		702	4	1%	<b>706</b>
GULF COAST MOLECULAR LABORATORIES	13	585	108	15%	<b>706</b>
DXTERITY DIAGNOSTICS	2	661	41	6%	<b>704</b>
DIAMOND RIDGE HEALTH AND REHABILITATION		668	36	5%	<b>704</b>
JOHN KNOX VILLAGE HEALTH CENTER		672	31	4%	<b>703</b>
EDEN SPRINGS NURSING AND REHAB CENTER		591	112	16%	<b>703</b>
NCH HEALTHCARE SYSTEM MICROBIOLOGY LAB		2	701	100%	<b>703</b>
LIFE CARE CENTER OF ORANGE PARK		666	34	5%	<b>700</b>
NCH HEALTHCARE BONITA		555	144	21%	<b>699</b>
CHILDRENS CLINIC WEST FLORIDA PEDIATRICS		642	54	8%	<b>696</b>
Signature HealthCare Center of Waterford		658	37	5%	<b>695</b>
PREMIER MEDICAL LABORATORY SERVICES	2	468	225	32%	<b>695</b>
MAYFLOWER ASSISTED LIVING		686	7	1%	<b>693</b>
LIFEBRITE	2	464	226	33%	<b>692</b>
MEDONE URGENT CARE AT ST. AUGUSTINE		238	453	66%	<b>691</b>
HEARTLAND PEDIATRICS OF LAKE WALES		620	70	10%	<b>690</b>
CLIFFORD CHESTER SIMS STATE VETERANS		677	13	2%	<b>690</b>
EMERALD SHORES HEALTH AND REHABILITATION		585	102	15%	<b>687</b>
PEDIATRICS IN BREVARD PA		620	67	10%	<b>687</b>
HOLMES REGIONAL MEDICAL CENTER		11	676	98%	<b>687</b>
MEDICAL FP – WHOLE FAMILY HEALTH CENTER		565	120	18%	<b>685</b>
NATURE COAST MEDICAL GROUP		563	122	18%	<b>685</b>
EMED LABS, LLC	3	663	18	3%	<b>684</b>
PHYSICIANS PRIMARY CARE OF SOUTHWEST FLORIDA	1	650	29	4%	<b>680</b>
BAPTIST PRIMARY CARE	2	549	127	19%	<b>678</b>
VITAS HEALTHCARE CORP OF CENTRAL FL		651	26	4%	<b>677</b>

# COVID-19: testing by laboratory

Data through May 5, 2021 verified as of May 6, 2021 at 09:25 AM

Data in this report are provisional and subject to change.

The numbers in the table below represent the number of Florida and non-Florida residents for whom test results were received by the Department of Health. A person can be tested by more than one laboratory and can have both positive and negative results. **Therefore, the sum of the numbers in each column will be larger than the total number of people tested.**

Reporting lab	Inconclusive	Negative	Positive	Percent positive	Total
OCALA FAMILY MEDICAL CENTER INC	2	587	87	13%	676
TREE HOUSE PEDIATRICS PLLC		606	68	10%	674
SOUTHERN LABORATORY SERVICES OF NWF		635	38	6%	673
MINI ER ADULT AND PEDIATRIC URGENT CARE		574	98	15%	672
SIGNATURE HEALTHCARE OF BROOKWOOD GARDENS		657	11	2%	668
SHORE ACRES CARE CENTER		626	40	6%	666
CLEWISTON NURSING AND REHABILITATION CENTER		652	14	2%	666
GOLDEN GLADES NURSING & REHABILITATION CTR		643	20	3%	663
PALM GARDEN OF TAMPA		630	31	5%	661
LIFE CARE CENTER OF HILLIARD		639	22	3%	661
ST JOHN'S NURSING CENTER		637	24	4%	661
QUOTIENT SCIENCES		634	23	4%	657
POINT OF CARE TESTING SITE		630	26	4%	656
WILLOW BROOKE COURT AT INDIAN RIVER ESTATES		611	45	7%	656
FLORIDA HOSPITAL WAUCHULA		496	159	24%	655
MICHAEL A MIDDLETON MD PA□		621	32	5%	653
Plantation Bay Rehabilitation Center		628	24	4%	652
MAVERICK LABS		461	190	29%	651
NSPIRE HEALTHCARE MIAMI LAKES	8	628	15	2%	651
AFC URGENT CARE		227	424	65%	651
HMA SANTA ROSA MEDICAL CENTER LLC DBA		527	123	19%	650
AMERICA'S PHARMACY LLC		571	79	12%	650
QUALITOX LABORATORIES		458	188	29%	646
MID-FLORIDA PATHOLOGY		481	165	26%	646
ADVENT HEALTH - WESTCHASE ER		559	86	13%	645
NAPLES CHILDREN'S URGENT CARE		560	79	12%	639
SABAL PALMS HEALTH AND REHAB		581	57	9%	638
VETERANS AFFAIRS MEDICAL CENTER - JAMES A HALEY			634	100%	634
SAINTS 120 LLC	1	599	34	5%	634
FHMG FLORIDA HOSPITAL MEDICAL GROUP		586	46	7%	632
CHILDRENS MEDICAL ASSOCIATION PA		562	69	11%	631
PHYSICIANS PRIMARY CARE LAB	1	552	77	12%	630
BALDOMERO LOPEZ STATE VETERANS NURSING HOME	2	621	6	1%	629
SOLARIS HEALTHCARE LAKE CITY		522	103	16%	625
CONSULATE HEALTHCARE OF VERO BEACH	14	527	83	13%	624
EXPRESS URGENT CARE LLC		1	622	100%	623
CONTINENTAL CLINICAL RESEARCH, LLC		547	75	12%	622
MANOR CARE NURSING CENTER OF SARASOTA FL LLC□		535	87	14%	622
SEBASTIAN RIVER MEDICAL CENTER	3	441	177	29%	621
HARBOUR HEALTH CENTER		603	18	3%	621
AFC URGENT CARE FAMILY CARE			620	100%	620
VILLA MARIA NURSING & REHAB CENTER INC	1	600	17	3%	618
DAVITA LABS	4	613	1	0%	618
PALM BEACH COUNTY FIREFIGHTERS HEALTH CLINIC, LLC		524	93	15%	617
ADVENTHEALTH MEDICAL GROUP PROMPT CAR	1	459	157	25%	617
INTERNAL MEDICINE & PEDIATRICS OF TAMPA BAY PA		537	79	13%	616
THERADOC		152	459	75%	611



# COVID-19: testing by laboratory

Data through May 5, 2021 verified as of May 6, 2021 at 09:25 AM

Data in this report are provisional and subject to change.

The numbers in the table below represent the number of Florida and non-Florida residents for whom test results were received by the Department of Health. A person can be tested by more than one laboratory and can have both positive and negative results. **Therefore, the sum of the numbers in each column will be larger than the total number of people tested.**

Reporting lab	Inconclusive	Negative	Positive	Percent positive	Total
PALM GARDEN OF ORLANDO		576	34	6%	610
ADVENT HEALTH - TIMBERRIDGE ER		521	89	15%	610
HOLY CROSS HOSPITAL		12	598	98%	610
FLORIDA DEPARTMENT OF HEALTH IN CALHOUN COUNTY		467	141	23%	608
WELL-BEING MEDICAL CENTER PLLC		550	57	9%	607
PIONEER CLINICAL LAB LLC		495	109	18%	604
PALMETTO FAMILY HEALTHCARE	1	395	206	34%	602
FLORIDA HOSPITAL MEDICAL GROUP		350	252	42%	602
HEALTH CENTER AT BRENTWOOD	1	553	47	8%	601
PATIENTS FIRST - MAHAN DRIVE		164	436	73%	600
DASCENA, INC	3	537	60	10%	600
MANOR OAKS NURSING & REHAB CENTER	5	592	2	0%	599
AFC URGENT CARE SEMINOLE	1		597	100%	598
UNIVERSITY OF TAMPA INC, THE		572	21	4%	593
BROOKDALE FORT MYERS CYPRESS LAKE		590	2	0%	592
URGENT CARE EXPRESS LLC		235	357	60%	592
FOUNTAIN MANOR HEALTH AND REHAB CENTER	1	568	20	3%	589
ADDINGTON PLACE AT WELLINGTON GREEN		576	11	2%	587
HOPE HOSPICE AND COMMUNITY SERVICES INC	14	552	21	4%	587
SHORELINE PHYSICIAN GROUP		364	223	38%	587
PRINCIPLE LABORATORY	8	563	16	3%	587
NEW YORK HOSPITAL LABORATORIES	1	565	16	3%	582
The Manor at Blue Water Bay		519	62	11%	581
Palm Garden of Ocala		479	101	17%	580
DOH - INDIAN RIVER		481	96	17%	577
AFC URGENT CARE TYRONE		4	572	99%	576
ANCIENT CITY PEDIATRICS	1	547	25	4%	573
MEDICAL VB		451	121	21%	572
TENNESSEE DOH - NASHVILLE	2	504	66	12%	572
PREMIER MEDICAL CENTER LLC	11	530	28	5%	569
ECCOLAB GROUP	1	148	419	74%	568
LAUDERDALE NURSING CENTER LLC	1	544	19	3%	564
DBI HEALTH INC		546	16	3%	562
HOSPICE OF THE FLORIDA SUNCOAST,THE		557	5	1%	562
SUNSHINE URGENT CARE LLC		408	154	27%	562
WEST GABLES HEALTH CARE CENTER		550	11	2%	561
NEMOURS CHILDERN'S HOSPITAL		453	108	19%	561
ORLANDO ORTHOPAEDIC OUTPATIENT SURGERY CENTER LLC		556	4	1%	560
RICARDO NAVARRO DO PA		474	85	15%	559
NURSING PLUS OF BROWARD LLC	1	535	23	4%	559
FLORIDA HOSPITAL HEARTLAND MED CTR LAKE PLACID		439	119	21%	558
ARCPPOINTS LABS		487	71	13%	558
PALM GARDEN OF JACKSONVILLE	2	475	80	14%	557
BENTON PEDIATRICS INC		497	58	10%	555
VETERANS AFFAIRS MEDICAL CENTER - BAY PINES		19	535	97%	554
VETERANS AFFAIRS MEDICAL CENTER - GAINESVILLE		3	550	99%	553
The Sands at South Beach		549	4	1%	553

# COVID-19: testing by laboratory

Data through May 5, 2021 verified as of May 6, 2021 at 09:25 AM

Data in this report are provisional and subject to change.

The numbers in the table below represent the number of Florida and non-Florida residents for whom test results were received by the Department of Health. A person can be tested by more than one laboratory and can have both positive and negative results. **Therefore, the sum of the numbers in each column will be larger than the total number of people tested.**

Reporting lab	Inconclusive	Negative	Positive	Percent positive	Total
CITRUS NURSING CENTER LLC		505	47	9%	552
MEMORIAL PEMBROKE 24/7 CARE CENTER		426	126	23%	552
FIRST CHOICE PEDIATRICS		435	116	21%	551
VITAE DIAGNOSTICS		534	13	2%	547
THE PALACE AT HOMESTEAD	1	525	21	4%	547
EXPERTUS LABORATORIES INC		448	99	18%	547
NCF DIAGNOSTICS & DNA TECHNOLOGIES	15	213	318	58%	546
RIVER GARDEN HEBREW HOME FOR THE AGED		489	56	10%	545
CHAUTAUQUA REHABILITATION AND NURSING CENTER		532	12	2%	544
COASTAL URGENT CARE		428	116	21%	544
BODYK		533	11	2%	544
PALM GARDEN OF WINTER HAVEN	3	525	16	3%	544
DOCTORS CENTER,THE		432	111	20%	543
BAPTIST PRIMARY CARE, INC		510	31	6%	541
PLANT CITY PEDIATRICS	1	430	110	20%	541
LIFE CARE CENTER OF WINTER HAVEN		521	20	4%	541
NORTH FLORIDA REHABILITATION & SPECIALTY CARE☐		531	9	2%	540
SOLARIS HEALTHCARE DAYTONA	2	487	48	9%	537
FLOMEDILAB		301	236	44%	537
Good Samaritan Society Kissimmee Village		471	66	12%	537
HERON POINTE HEALTH AND REHABILITATION	1	533	3	1%	537
PEDIATRIC ASSOCIATES OF OCALA PA		495	41	8%	536
JACKSON MEMORIAL LONG TERM CARE CENTER		502	34	6%	536
DIGNITY HEALING, LLC		516	19	4%	535
STEWART SEBASTIAN RIVER MEDICAL CENTER		478	57	11%	535
SANDBAY URGENT CARE		433	100	19%	533
LIFE CARE CENTER OF PALM BAY☐		505	28	5%	533
BONIFAY NURSING AND REHAB CENTER		500	33	6%	533
JACKSON MEMORIAL PERDUE MEDICAL CENTER		501	29	5%	530
ORLANDO HEALTH CENTER FOR REHABILITATION		514	15	3%	529
MED FAST URGENT CARE CENTER		260	268	51%	528
CARENOW	2	293	233	44%	528
JAMES A HALEY VETERANS HOSPITAL		1	527	100%	528
MEDICAL CENTER CLINIC-IMMEDIATE CARE	1	423	104	20%	528
PORT SAINT LUCIE HOSPITAL		518	10	2%	528
BROWARD PARTNERSHIP	6	513	8	2%	527
INNOVATIVE GENOMICS, LLC	5	482	39	7%	526
FLORIDA DEPARTMENT OF HEALTH CLAY COUNTY	1	424	101	19%	526
PEDIATRICS BY THE SEA		494	31	6%	525
Palm Garden of Largo		520	4	1%	524
ENCOMPASS HEALTH REHABILITATION HOSPITAL OF SUNRISE	8	509	7	1%	524
MAGNOLIA FAMILY URGENT CARE		476	48	9%	524
ORLANDO VA MEDICAL CENTER		2	521	100%	523
ST CLOUD REGIONAL MEDICAL CENTER CLINICAL LAB		394	127	24%	521
Solaris HealthCare Windermere		488	33	6%	521
THE VILLAGES REGIONAL HOSPITAL FREESTANDING		472	48	9%	520
MANOR AT CARPENTERS		488	32	6%	520

# COVID-19: testing by laboratory

Data through May 5, 2021 verified as of May 6, 2021 at 09:25 AM

Data in this report are provisional and subject to change.

The numbers in the table below represent the number of Florida and non-Florida residents for whom test results were received by the Department of Health. A person can be tested by more than one laboratory and can have both positive and negative results. **Therefore, the sum of the numbers in each column will be larger than the total number of people tested.**

Reporting lab	Inconclusive	Negative	Positive	Percent positive	Total
FLORIDA STATE HOSPITAL CLINICAL LABORATORY		517	3	1%	520
HILLCREST HEALTH CARE & REHABILITATION CENTER	3	502	15	3%	520
ENZO CLINICAL LABS INC	3	490	26	5%	519
WHITE-WILSON MEDICAL CENTER - NICEVILLE		469	50	10%	519
MEMPHIS PATHOLOGY LABORATORY	5	490	24	5%	519
SUSANNA WESLEY HEALTH CENTER		482	37	7%	519
NEW PLANT CITY FAMILY CARE	1	287	231	45%	519
BROOKSVILLE HEALTHCARE CENTER LLC		503	15	3%	518
SOLARIS HEALTHCARE OSCEOLA		492	25	5%	517
LITTLE PINE PEDIATRICS PLLC	3	453	61	12%	517
MIDWAY SPECIALTY CARE CENTER	3	399	114	22%	516
TRINITY REGIONAL REHAB CENTER		491	25	5%	516
KINDRED HOSPITAL	10	483	22	4%	515
LORI MCAULIFFE MD PA		467	47	9%	514
PARKLANDS FACILITY INC	4	468	42	8%	514
CLERMONT HEALTH AND REHABILITATION CENTER		482	32	6%	514
MEDFAST URGENT CARE CENTERS		231	283	55%	514
STARKE FAMILY MEDICAL CENTER		417	93	18%	510
Ocala Health and Rehabilitation Center		487	23	5%	510
PENSACOLA PEDIATRICS MILTON		450	58	11%	508
PW WINDERMERE SUBTENANT LLC		505	3	1%	508
FLO-MEDILAB SERVICES LLC		195	311	61%	506
ATLANTIC SHORES NURSING AND REHAB CENTER	1	493	12	2%	506
PINES OF SARASOTA		497	9	2%	506
ASSOCIATESMD MEDICAL GROUP INC		432	74	15%	506
GANDY CROSSING CARE CENTER	1	488	16	3%	505
TIDEWELL HOSPICE INC	2	496	7	1%	505
EMERALD COAST PEDIATRICS & ADOL		439	65	13%	504
ASCEND CLINICAL	7	415	82	16%	504
UNIVERSITY OF CENTRAL FLORIDA HEALTH SERVICES		483	21	4%	504
CLINICAL PATHOLOGY LABS		388	112	22%	500
NEW YORK PRESBYTERIAN - CUMC CLINICAL		479	20	4%	499
PARTICLE THEORY LABS		473	25	5%	498
NORTH FLORIDA RETIREMENT VILLAGE		494	4	1%	498
MOOSEHAVEN HEALTH CENTER		454	44	9%	498
Cypress Cove Care Center		396	101	20%	497
FAIRWAY OAKS CENTER LLC	6	485	6	1%	497
GOOD SAMARITAN CENTER		493	3	1%	496
VITAS LUTHERAN TOWERS INPATIENT PROGRAM		429	65	13%	494
CONSULATE HEALTH CARE OF BAYONET POINT	4	478	10	2%	492
SOLARIS HEALTHCARE MERRITT ISLAND		431	61	12%	492
Quest Diag Unspecifd	1	326	164	33%	491
VITAS HEALTHCARE CORPORATION		483	5	1%	488
NAIA		487	1	0%	488
THE SPRINGS AT BOCA CIEGA BAY		476	11	2%	487
MEDIPATH		57	429	88%	486
EPN URGENT CARE		83	403	83%	486

# COVID-19: testing by laboratory

Data through May 5, 2021 verified as of May 6, 2021 at 09:25 AM

Data in this report are provisional and subject to change.

The numbers in the table below represent the number of Florida and non-Florida residents for whom test results were received by the Department of Health. A person can be tested by more than one laboratory and can have both positive and negative results. **Therefore, the sum of the numbers in each column will be larger than the total number of people tested.**

Reporting lab	Inconclusive	Negative	Positive	Percent positive	Total
Parkview Rehabilitation Center at Winter Park		475	10	2%	485
Darcy Hall Of Life Care		471	14	3%	485
WILLISTON CARE CENTER		421	63	13%	484
Consulate Health Care of North Fort Myers		471	13	3%	484
Life Care Center of Punta Gorda	1	467	15	3%	483
FLETCHER HEALTH AND REHABILITATION CENTER		479	3	1%	482
OKEECHOBEE COUNTY HEALTH DEPT	1	354	127	26%	482
BHA TITUSVILLE CLINIC		447	35	7%	482
LA MER NH LLC		474	8	2%	482
AMBULATORY SURGERY CENTER OF BOCA RATON LTD		477	4	1%	481
AMEERAH LABS, LLC	2	392	87	18%	481
HARTS HARBOR HEALTH CARE CENTER		457	24	5%	481
Colonial Lakes Health Care		434	46	10%	480
TUSKAWILLA NURSING AND REHAB CENTER	2	468	7	1%	477
NAVAL HOSPITAL - JACKSONVILLE		137	340	71%	477
MOBILE MEDICAL ASSOCIATES PL	17	408	52	11%	477
PALM BEACH PEDIATRICS PA	2	416	58	12%	476
HEALTHY STEPS PEDIATRICS		424	52	11%	476
ADVENTHEALTH EXPRESS CARE AT WALGREENS 49TH STREET		405	71	15%	476
MEDSCAN LABORATORY INC	1	256	218	46%	475
SOLARIS HEALTHCARE BAYONET POINT		453	21	4%	474
Heartland Healthcare of Ft. Myers	1	470	3	1%	474
AZALEA TRACE PHYSICIAN SERVICES		465	7	1%	472
GEORGIA PUBLIC HEALTH LABORATORY		440	31	7%	471
METROPOLITAN HOSPITAL CENTER		463	8	2%	471
Q ANSWER LAB	1	411	59	13%	471
VILLAGE DOCTORS OF KEYSTONE		374	96	20%	470
Santa Rosa Center for Rehabilitation and Healing		399	71	15%	470
BOULEVARD REHABILITATION CENTER		454	16	3%	470
NTD_EUROFINS_AIMS		429	40	9%	469
FAMILY EXPRESS URGENT CARE		5	462	99%	467
ABBAY DELRAY		461	6	1%	467
WIMAUMA COMMUNITY HEALTH CENTER		388	78	17%	466
University Crossing		463	2	0%	465
BROOKDALE PALMER RANCH	1	407	57	12%	465
MANORCARE HEALTH SERVICES - VENICE		408	56	12%	464
UNIVERSITY OF TAMPA STUDENT HEALTH AND SHC CLINICAL LABORATORY		296	168	36%	464
ELLENTON PEDIATRICS		445	19	4%	464
LIFE HOPE LABS, LLC		449	15	3%	464
FAMILY CARE PARTNERS OF NORTHEAST FLORIDA LLC		383	78	17%	461
THE PALACE MANAGEMENT - THE PALACE AT CORAL GABLES		458	3	1%	461
Manatee Springs Rehabilitation and Nursing Center		438	20	4%	458
HOLISTIX TREATMENT CENTERS		446	10	2%	456
HEALTHWORKS MED GROUP OF FLORIDA PA	3	444	9	2%	456
PALM GARDEN OF WEST PALM BEACH	4	436	16	4%	456
TREASURE COAST COMMUNITY HEALTH	3	378	75	16%	456
AYERS HEALTH & REHABILITATION CENTER		448	7	2%	455



# COVID-19: testing by laboratory

Data through May 5, 2021 verified as of May 6, 2021 at 09:25 AM

Data in this report are provisional and subject to change.

The numbers in the table below represent the number of Florida and non-Florida residents for whom test results were received by the Department of Health. A person can be tested by more than one laboratory and can have both positive and negative results. **Therefore, the sum of the numbers in each column will be larger than the total number of people tested.**

Reporting lab	Inconclusive	Negative	Positive	Percent positive	Total
CLARIDGE HOUSE NURSING CENTER		437	18	4%	455
ST PETERSBURG PEDIATRICS-SEMINOLE BLVD		381	73	16%	454
MANOR CARE OF BOYNTON BEACH LLC		429	24	5%	453
INDIAN RIVER CTR, LLC		401	52	11%	453
ROLLINS COLLEGE WELLNESS CENTER		130	321	71%	451
SEASIDE HEALTH AND REHABILITATION CENTER		389	61	14%	450
ORCHARD PARK HEALTH & REHABILITATION		444	6	1%	450
ST ANDREWS BAY SKILLED NURSING &		389	61	14%	450
PRO HEALTH		202	248	55%	450
ST PETERSBURG PEDIATRICS-PARK BLVD		406	42	9%	448
SMA SPECIALTY MEDICAL LAB		120	327	73%	447
SAMANTHA WILSON CARE CENTER	4	432	11	2%	447
DIAMOND RIDGE HEALTH AND REHABILITATION CENTER		424	22	5%	446
Bayside Care Center	1	423	20	5%	444
BLOUNTSTOWN REHABILITATION CENTER LLC		335	108	24%	443
ONESTOP MEDICAL AND URGENT CARE LLC		387	55	12%	442
EMERITUS AT NAPLES	2	439	1	0%	442
HARDEE COUNTY HEALTH DEPARTMENT		358	83	19%	441
MARION AND BERNARD L SAMSON NURSING CENTER		435	4	1%	439
BROOKDALE LAKE TAVARES		431	8	2%	439
PEDIATRIC HEALTH CARE ALLIANCE, PA		394	43	10%	437
RENAISSANCE AT THE TERRACES		428	8	2%	436
Bardmoor Oaks Healthcare and Rehabilitation Center		422	14	3%	436
ABBOTT DIAGNOSTICS		409	27	6%	436
WATERMARK LAKE POINTE WOODS LLC		417	18	4%	435
AVANTE AT OCALA INC	5	399	31	7%	435
APP-UNIPATH, LLC	2	416	15	3%	433
Destin Healthcare and Rehabilitation Center	1	391	40	9%	432
NATIONS BEST FAMILY HEALTH CARE		250	182	42%	432
DIAGNOSTIC & CLINICAL CARE SERVICES INC DBA		346	85	20%	431
AVECINA MEDICAL JULINGTON	1	240	189	44%	430
FLORIDA DEPT OF HEALTH IN BREVARD COUNTY	3	364	63	15%	430
TAMARAC REHABILITATION & HEALTH CENTER		421	6	1%	427
FLORIDA HEART & VASCULAR MULTISPECIALTY GROUP PA		325	102	24%	427
ORCHARD RIDGE CARE AND REHABILITATION CENTER		407	19	4%	426
PruittHealth Panama City	1	361	64	15%	426
FLORIDA DEPARTMENT OF HEALTH IN LIBERTY COUNTY	3	324	97	23%	424
BAPTIST HEALTH URGENT CARE AT PLANTATION		357	67	16%	424
PENSACOLA PEDIATRICS, PA		405	19	4%	424
WALGREENS 3173		386	37	9%	423
PALMS OF SEBRING		385	38	9%	423
SUN COUNTRY PEDIATRICS PLLC	9	375	37	9%	421
HCSO OCCUPATIONAL HEALTH AND WELLNESS CENTER		339	82	19%	421
LEHIGH REGIONAL MEDICAL CENTER LAB	2	372	47	11%	421
RITECARE MEDICAL CENTER		330	90	21%	420
GARCIA CLINICAL LABORATORY		28	392	93%	420
BAY VILLAGE OF SARASOTA INC		416	3	1%	419

# COVID-19: testing by laboratory

Data through May 5, 2021 verified as of May 6, 2021 at 09:25 AM

Data in this report are provisional and subject to change.

The numbers in the table below represent the number of Florida and non-Florida residents for whom test results were received by the Department of Health. A person can be tested by more than one laboratory and can have both positive and negative results. **Therefore, the sum of the numbers in each column will be larger than the total number of people tested.**

Reporting lab	Inconclusive	Negative	Positive	Percent positive	Total
Solaris Healthcare Lake Bennet		380	38	9%	418
SABAL DIRECT PRIMARY CARE, PA		336	82	20%	418
BAPTIST PRIMARY CARE INC	1	390	27	6%	418
BRIDGEWATER PARK HEALTH AND REHAB	3	378	34	8%	415
MINUTECLINIC LLC #3671		370	45	11%	415
FLORIDA DEPARTMENT OF HEALTH		361	53	13%	414
HEALTH PARK CARE CENTER		407	7	2%	414
CHEEK AND SCOTT DRUGS INC		343	71	17%	414
HEALTH CENTRAL PARK		347	67	16%	414
Timberridge Center for Rehabilitation and Healing		378	35	8%	413
LIFE CARE PONTE VEDRA INC		400	12	3%	412
Life Care Center of Ocala		342	70	17%	412
Bay Breeze Senior Living and Rehabilitation Center		358	53	13%	411
SUNLAND MARIANNA COX MEDICAL CENTER		367	43	10%	410
BAYSHORE DIAGNOSTICS		362	46	11%	408
TIDE LABORATORIES		362	45	11%	407
ELMCROFT PINECREST	1	376	27	7%	404
TRI-COUNTY NURSING AND REHABILITATION CENTER INC		389	15	4%	404
UR MEDICINE LABS- CENTRAL LABORATORY		377	26	6%	403
SPECIALTY HEALTH AND REHABILITATION CENTER		375	25	6%	400
Vi at Lakeside Village Skilled Nursing		384	15	4%	399
HARDEE MANOR HEALTH CARE CENTER	1	393	4	1%	398
ADVENTHEALTH EXPRESS CARE AT		326	72	18%	398
MEDFAST URGENT CARE CENTER		167	231	58%	398
MY HEALTHY BLUEPRINT BY BAPTIST HEALTH CARE		331	66	17%	397
The Care Center at Pinellas Park	1	382	14	4%	397
OCEAN VIEW NURSING AND REHAB CENTER		375	22	6%	397
ROSEWOOD HEALTH AND REHABILITATION CENTER		370	27	7%	397
Solaris Healthcare Coconut Creek		387	10	3%	397
HENDRY REGIONAL MEDICAL CENTER		115	281	71%	396
NAPHCARE, INC AT MANATEE COUNTY JAIL		369	26	7%	395
MINI ER AND URGENT CARE		289	105	27%	394
EXCEL PEDIATRICS		336	58	15%	394
LASER & SURGERY CENTER OF THE PALM BEACHES		391	2	1%	393
Coastal Health and Rehabilitation Center		380	12	3%	392
MADISON FACILITY INC		384	7	2%	391
LUIS A GHIGLINO MD PA		380	11	3%	391
MANORCARE AT LELY PALMS		382	7	2%	389
BARBER		13	376	97%	389
AVANTE AT MT DORA		381	8	2%	389
BARTON HEALTH ALLIANCE	3	339	46	12%	388
Stacey Health Care Centers Inc. dba Riverside Care Center		358	30	8%	388
PEACHTREE IMMEDIATE CARE		322	64	17%	386
SIGNATURE HEALTHCARE OF NORTH FLORIDA		381	4	1%	385
Life Care Center at Inverrary		375	10	3%	385
SEA BREEZE REHAB AND NURSING CENTER		376	9	2%	385
JACKSONVILLE KIDS PEDIATRICS, PLLC		349	35	9%	384

# COVID-19: testing by laboratory

Data through May 5, 2021 verified as of May 6, 2021 at 09:25 AM

Data in this report are provisional and subject to change.

The numbers in the table below represent the number of Florida and non-Florida residents for whom test results were received by the Department of Health. A person can be tested by more than one laboratory and can have both positive and negative results. **Therefore, the sum of the numbers in each column will be larger than the total number of people tested.**

Reporting lab	Inconclusive	Negative	Positive	Percent positive	Total
SERENADES IN THE VILLAGES		331	53	14%	384
CORAL TRACE HEALTH CARE☐	2	377	5	1%	384
FAMILY MEDICAL CARE OF PALM BEACH		280	104	27%	384
BOCA BIOLISTICS REFERENCE LABORATORY	3	254	127	33%	384
BAPTIST HEALTH SOUTH FLORIDA - WEST BOCA URGENT CARE		319	64	17%	383
BROOKDALE PADDOCK HILLS	2	378	2	1%	382
BAYFRONT MEDICAL		335	47	12%	382
ST CATHERINE'S WEST REHABILITATION HOSPITAL		369	13	3%	382
VILLAGE DOCTORS FAMILY MEDICAL CENTER OF		314	68	18%	382
ACCESS MEDICAL CENTER	1	344	33	9%	378
ARCPOINT LABS OF SARASOTA MANATEE		295	83	22%	378
VETERANS AFFAIRS MEDICAL CENTER - LAKE CITY		52	325	86%	377
24/7 PEDIATRIC CARE CENTERS INC		356	21	6%	377
BEAR CREEK NURSING CENTER		372	5	1%	377
AVON PARK PEDIATRICS INC	3	334	40	11%	377
BAYA PHARMACY WEST		8	368	98%	376
KISSIMMEE FACILITY OPERATIONS LLC		352	24	6%	376
solaris Healthcare Parkway	2	355	19	5%	376
ADVANCED AMBULATORY SURGERY CENTER		362	14	4%	376
FAIR HAVENS CENTER, OPCO		368	7	2%	375
SPRINGTREE REHAB & HEALTH CARE CENTER		350	24	6%	374
FL HUD DESTIN, LLC D/B/A GRAND BOULEVARD HEALTH		334	39	10%	373
REHABILITATION CENTER OF LAKE CITY, THE		343	30	8%	373
COLOR GENOMICS, INC.	4	362	6	2%	372
GENETIC TECHNOLOGICAL INNOVATIONS, LLC		359	13	3%	372
MACDILL AIR FORCE BASE		330	41	11%	371
COMMUNITY HEALTH AND REHABILITATION CENTER		308	63	17%	371
LIFE BRITE	4	349	18	5%	371
URGENT CARE BETHESDA	1	318	52	14%	371
SANFORD LABORATORIES		333	38	10%	371
INFORM DIAGNOSTICS		361	9	2%	370
EPWORTH VILLAGE RETIREMENT COMMUNITY		364	6	2%	370
ADVENT HEALTH - TAMPA		148	221	60%	369
Palmetto Subacute Care Center		357	11	3%	368
Solaris HealthCare Imperial		360	8	2%	368
LAKE EUSTIS HEALTH AND REHABILITATION CENTER		359	8	2%	367
TRENTON MEDICAL CENTER INC DBA PALMS MEDICAL GROUP	4	270	93	25%	367
ELMHURST HOSPITAL CENTER	1	335	31	8%	367
PEDIATRICS IN BREVARD PA- ROCKLEDGE		320	47	13%	367
JACKSONVILLE VA UNIVERSITY OPC	4	350	12	3%	366
VILLAGE PLACE NH LLC☐		329	37	10%	366
ST JOSEPH'S HOSPITAL LABORATORY		2	364	99%	366
HOLIDAY CVS LLC DBA CVS/PHARMACY #0440		348	16	4%	364
ESTERO ISLAND MEDICAL CENTER		287	76	21%	363
TAVARES PEDIATRICS		304	59	16%	363
HAINES CITY REHABILITATION AND NURSING CENTER		338	24	7%	362
HOLLEY NAVARRE MEDICAL CLINIC		280	82	23%	362



# COVID-19: testing by laboratory

Data through May 5, 2021 verified as of May 6, 2021 at 09:25 AM

Data in this report are provisional and subject to change.

The numbers in the table below represent the number of Florida and non-Florida residents for whom test results were received by the Department of Health. A person can be tested by more than one laboratory and can have both positive and negative results. **Therefore, the sum of the numbers in each column will be larger than the total number of people tested.**

Reporting lab	Inconclusive	Negative	Positive	Percent positive	Total
MANOR CARE OF NAPLES FL LLC		354	6	2%	360
RIVERS FAMILY MEDICINE PA		271	87	24%	358
COLLIER COUNTY JAIL		356	2	1%	358
AVANTE AT LEESBURG INC		352	5	1%	357
Marshall Health and Rehabilitation Center		307	49	14%	356
AVENTURA REHAB AND NURSING CENTER		338	17	5%	355
HOLISTIC PEDIATRICS GROUP LLC		332	23	6%	355
PORT CHARLOTTE HMA		315	40	11%	355
ARGO SENIOR LIVING AT HAVERHILL		334	21	6%	355
The Grove Health and Rehabilitation		331	24	7%	355
FAMILY CARE PARTNERS OF NE FLORIDA LLC		278	74	21%	352
CITY OF PORT SAINT LUCIE		328	24	7%	352
FOUNTAIN INN NURSING & REHABILITATION CTR, INC		346	6	2%	352
SUNCOAST URGENT CARE		266	86	24%	352
VILLAGE AT VIENNA SQUARE,THE	6	329	17	5%	352
MY CLINICAL LAB		223	129	37%	352
CORAL BAY HEALTHCARE AND REHABILITATION	1	338	12	3%	351
PALMS REHABILITATION AND HEALTHCARE CENTER		311	39	11%	350
KEY WEST HEALTH AND REHAB	1	341	8	2%	350
SOUTHWEST ORLANDO FAMILY MEDICINE, PL		290	59	17%	349
Surrey Place Healthcare and Rehabilitation		345	2	1%	347
HEALTH DESIGNS		332	14	4%	346
RAPID RELIABLE TESTING NY LLC		334	12	3%	346
SELECT REFERENCE LABORATORIES, LLC	1	333	12	3%	346
Avante at St Cloud, Inc.		335	11	3%	346
CLINICAL LABS OF HAWAII		341	4	1%	345
USAFSAM/PHE		175	170	49%	345
FLORIDA HEALTH CARE PLANS			344	100%	344
HOSPICE OF LAKE & SUMTER INC	1	334	9	3%	344
EAST RIDGE RETIREMENT VILLAGE		341	3	1%	344
Concordia Village of Tampa AL		338	5	1%	343
JACKSON PLAZA NURSING & REHAB CENTER	6	327	9	3%	342
REGENTS PARK OF BOCA RATON		337	5	1%	342
ADVENT HEALTH CENTRA CARE - PALM COAST		80	262	77%	342
FLORIDA KEYS PEDIATRICS & ADOLESCENT CENTER		324	18	5%	342
FRICKS PHARMACY		279	63	18%	342
LabCorp (Non-Interfaced)	2	131	209	61%	342
POMPANO REHABILITATION AND NURSING CTR		336	5	1%	341
ENCOMPASS HEALTH REHABILITATION OF SEA PINES		340	1	0%	341
CRONOS CLINICAL LABORATORY	22	227	91	27%	340
WILLISTON PEDIATRICS PA	1	299	40	12%	340
DEPARTMENT OF HEALTH BUREAU OF FAMILY		330	9	3%	339
MACCLENNY NURSING AND REHAB		320	18	5%	338
MEDICAL CENTER AT OCEAN REEF,THE		321	17	5%	338
RULEME CENTER	2	306	30	9%	338
EHEALTHSCREENINGS, LLC		336			336
CRYSTAL RIVER HEALTH & REHAB		331	4	1%	335

# COVID-19: testing by laboratory

Data through May 5, 2021 verified as of May 6, 2021 at 09:25 AM

Data in this report are provisional and subject to change.

The numbers in the table below represent the number of Florida and non-Florida residents for whom test results were received by the Department of Health. A person can be tested by more than one laboratory and can have both positive and negative results. **Therefore, the sum of the numbers in each column will be larger than the total number of people tested.**

Reporting lab	Inconclusive	Negative	Positive	Percent positive	Total
MIAMI CEREBRAL PALSY RESIDENTIAL		334	1	0%	335
KENNEDY PAIN CLINIC GROUP LLC		301	34	10%	335
ST JUDE CHILDREN'S RESEARCH HOSPITAL		319	15	4%	334
PHYSICIANS REGIONAL WALK-IN		196	138	41%	334
AFTER HOURS PEDIATRICS INC	1	1	332	99%	334
GOOD SAMARITAN SOCIETY-DAYTONA		312	21	6%	333
NORTH PINELLAS STATMED QUICK QUALITY CLINICS		236	97	29%	333
AMERICAN FINNISH NURSING HOME	2	323	8	2%	333
ST LUCIE EMPLOYEE HEALTH & WELLNESS CENTER		321	11	3%	332
DELTONA HEALTH CARE		307	24	7%	331
LODGE HEALTH AND REHABILITATION CENTER, THE		298	33	10%	331
Avante at Inverness		327	3	1%	330
Life Care Center at Wells Crossing		309	21	6%	330
EDGEWATER AT WATERMAN VILLAGE,THE		314	16	5%	330
ROSEN MEDICAL CENTER		287	43	13%	330
APOLLO HEALTH & REHABILITATION		322	7	2%	329
WESTCHESTER GARDENS LIMITED PARTNERSHIP		319	9	3%	328
FIRST CHOICE PEDIATRICS INC		289	38	12%	327
HCTB INC		270	57	17%	327
ST JAMES HEALTH AND REHABILITATION CENTER		239	87	27%	326
SILVER CREEK SENIOR LIVING COMMUNITY		321	5	2%	326
PIONEER CLINICAL LAB, LLC		212	113	35%	325
SIGNATURE HEALTHCARE AT THE COURTYARD		277	47	15%	324
CROSS POINTE CARE CENTER	2	316	6	2%	324
TIERRA PINES CENTER		311	13	4%	324
CONCIMED LLC		291	33	10%	324
TALLAHASSEE NHHI LLC	1	295	27	8%	323
LUTHERAN HAVEN		314	9	3%	323
DAYTONA BEACH HEALTH AND REHAB CENTER		321	2	1%	323
ACCURATE DIAGNOSTIC LABS, INC		304	18	6%	322
AVELLINO LAB USA, INC	1	308	13	4%	322
Avante at Orlando	1	314	6	2%	321
Life Care Center of Sarasota		308	13	4%	321
SUNRISE DIAGNOSTIC LABORATORY		267	53	17%	320
HEATHER HILL HEALTHCARE CENTER		273	47	15%	320
BIOCEPT		298	22	7%	320
West Melbourne Health and Rehabilitation Center		319	1	0%	320
PruittHealth Santa Rosa		225	94	29%	319
HUNT CLUB PEDIATRIC ASSOCIATES, P.A.		270	48	15%	318
ARCPOINT LABS OF ST PETERSBURG		225	91	29%	316
CENTERSTONE OF FLORIDA☐		290	26	8%	316
MEDEXPRESS LUTZ		3	313	99%	316
BAY COUNTY SHERIFFS OFFICE JAIL FACILITY		262	53	17%	315
HOMESTEAD MANOR	2	272	41	13%	315
ARDEN COURTS OF TAMPA☐	2	307	6	2%	315
GENESIS MEDICAL LABORATORY MIAMI FL.		83	230	73%	313
STATMED QUICK QUALITY CLINIC AT NORTH PINELLAS		66	246	79%	312

# COVID-19: testing by laboratory

Data through May 5, 2021 verified as of May 6, 2021 at 09:25 AM

Data in this report are provisional and subject to change.

The numbers in the table below represent the number of Florida and non-Florida residents for whom test results were received by the Department of Health. A person can be tested by more than one laboratory and can have both positive and negative results. **Therefore, the sum of the numbers in each column will be larger than the total number of people tested.**

Reporting lab	Inconclusive	Negative	Positive	Percent positive	Total
QUICK CARE MED LLC	1	248	62	20%	311
220 GOLDEN, LLC	1	293	16	5%	310
OSPREY LODGE		250	60	19%	310
GULF COAST MEDICAL CENTER		302	6	2%	308
HIGHLANDS URGENT CARE			307	100%	307
SILVERCREST HEALTH AND REHABILITATION CENTER	3	295	8	3%	306
AMERICAN ESOTERIC LAB-BIRMINGHAM		300	5	2%	305
LAKELAND REGIONAL HEALTH SYSTEMS INC		39	266	87%	305
HAVEN OF OUR LADY OF PEACE INC		297	8	3%	305
PERSONALIZED GENETIC TESTING	3	201	100	33%	304
PONTE VEDRA GARDENS		303	1	0%	304
JUPITER MEDICAL CENTER URGENT CARE - STUART		232	72	24%	304
CLARE BRIDGE ORMOND BEACH	1	303			304
VI AT BENTLEY VILLAGE HOME CARE		302	1	0%	303
WHITE WILSON MEDICAL IMMEDIATE CARE NICEVILLE		77	226	75%	303
SARAPATH DIAGNOSTICS		172	130	43%	302
Chatsworth at PGA National, LLC		288	14	5%	302
LAKE PARK OF MADISON		291	11	4%	302
LAKESIDE NEUROLOGIC		287	14	5%	301
FLORIDA ATLANTIC UNIVERSITY STUDENT HEALTH		249	52	17%	301
DISCOVERY VILLAGE AT NAPLES		284	17	6%	301
RIVERWOOD HEALTH NH LLC		262	39	13%	301
CONSULATE HEALTH CARE OF SAFETY HARBOR		293	7	2%	300
DE LUNA HEALTH AND REHABILITATION CENTER		277	23	8%	300
AVANTE AT ORMOND BEACH INC		291	9	3%	300
D PEDIATRICS		274	26	9%	300
ST VINCENT'S AMBULATORY CARE INC DBA	2	258	39	13%	299
PROFESSIONAL URGENT CARE SERVICES		247	52	17%	299
BUENA VISTA URGENT CARE		264	34	11%	298
COLLIER PHARMACY		243	55	18%	298
ELLENTON PEDIATRICS PA		280	18	6%	298
renaissance health and rehabilitation center		272	26	9%	298
Sunset Point Center		291	6	2%	297
CYPRESS COVE		290	6	2%	296
CONEY ISLAND HOSPITAL	1	284	11	4%	296
MIDWAY PRIMARY CARE, LLC	11	183	102	34%	296
BROOKDALE DESTIN		284	12	4%	296
USA HEALTH UNIVERSITY HOSPITAL CLINICAL LABORATORY	1	285	10	3%	296
ALLIANCE PEDIATRICS PA		288	7	2%	295
BAYA POINTE NURSING AND REHABILITATION		212	83	28%	295
LONGWOOD FAMILY PRACTICE		226	69	23%	295
THE RESIDENCE AT TIMBER PINES	4	264	26	9%	294
AMERICAN RESEARCH LABS		249	45	15%	294
HEARTLAND PEDIATRICS OF LAKE PLACID PA	1	257	36	12%	294
NORTHWEST MEDICAL CENTER CLINICAL LABORATORY		175	118	40%	293
JUPITER MEDICAL CENTER URGENT CENTER		245	48	16%	293
LEESBURG PEDIATRICS		256	36	12%	292

# COVID-19: testing by laboratory

Data through May 5, 2021 verified as of May 6, 2021 at 09:25 AM

Data in this report are provisional and subject to change.

The numbers in the table below represent the number of Florida and non-Florida residents for whom test results were received by the Department of Health. A person can be tested by more than one laboratory and can have both positive and negative results. **Therefore, the sum of the numbers in each column will be larger than the total number of people tested.**

Reporting lab	Inconclusive	Negative	Positive	Percent positive	Total
ARBOR FACILITY INC		288	4	1%	292
STAR CARE		240	51	18%	291
MEDICATION ROOMS-CSU/CI NURSE STATION	1	277	13	4%	291
BIOIQ		243	48	16%	291
PALMS FACILITY INC		273	18	6%	291
WESTWOOD HEALTHCARE SNF		245	46	16%	291
JACKSONVILLE UNIVERSITY	1	273	16	6%	290
Chatham Glen Healthcare and Rehabilitation Center		281	9	3%	290
AUBURN UNIVERSITY MEDICAL CLINIC		227	62	21%	289
Rehabilitation Center for Park Place LLC		278	11	4%	289
Solaris Senior Living North Naples ALF		280	9	3%	289
AMERICAN HEALTH ASSOCIATES INC	1	270	18	6%	289
DOCTORS MEMORIAL HOSPITAL		158	131	45%	289
PALM GARDEN OF GAINESVILLE	2	285	2	1%	289
STERLING HOUSE OF DELAND		288	1	0%	289
MAGNOLIA DIAGNOSTICS, LLC	4	256	28	10%	288
Terrace Health and Rehab		284	4	1%	288
W FRANK WELLS NURSING HOME		258	29	10%	287
AMELIA MEDICAL CARE		128	159	55%	287
PAVILION FOR HEALTHCARE, THE		284	3	1%	287
FARAH MEDICAL		271	15	5%	286
PROTEUS MOLECULAR AND CLINICAL LAB	1	173	112	39%	286
CHIPOLA HEALTH AND REHAB		268	18	6%	286
SIGNATURE HEALTHCARE OF ORANGE PARK		281	4	1%	285
HOSPICE OF ST FRANCIS INC□		277	7	2%	284
CHIPOLA MEDICAL ASSOCIATES, LLC		207	77	27%	284
WALGREENS 10670		247	37	13%	284
DAVID SCOTT MADWAR MD PA□		254	29	10%	283
AURORA DIAGNOSTICS BERNHARDT LABORATORIES PATHOLOGY SERVICE		190	93	33%	283
LAKE VIEW CARE CENTER AT DELRAY		277	6	2%	283
FREEDOM SQUARE NURSING CENTER□		270	12	4%	282
BROWARD NURSING & REHABILITATION CTR	8	259	15	5%	282
SANDY PINES	2	237	43	15%	282
MILLENNIUM PHYSICIAN GROUP LLC		245	37	13%	282
VETERANS AFFAIRS MEDICAL CENTER - MIAMI		2	280	99%	282
IMA MEDICAL GROUP		199	82	29%	281
BOND CLINIC, PA		208	73	26%	281
HARBOURWOOD	1	272	7	3%	280
BRENTWOOD RETIREMENT COMMUNITY	5	240	34	12%	279
WASHINGTON REHAB AND NURSING		269	10	4%	279
Crossbreeze care center	1	274	2	1%	277
PRUITT HEALTH-SANTA ROSA		275	2	1%	277
VILLAGES REGIONAL HOSPITAL SURGERY CENTER LLC, THE		218	58	21%	276
DOS OF NORTH SHORES NURSING & REHAB CENTER		275			275
WALGREENS 4915	1	245	29	11%	275
NASSAU COUNTY JAIL		229	45	16%	274
Glades West Rehabilitation and Nursing Center		266	8	3%	274



# COVID-19: testing by laboratory

Data through May 5, 2021 verified as of May 6, 2021 at 09:25 AM

Data in this report are provisional and subject to change.

The numbers in the table below represent the number of Florida and non-Florida residents for whom test results were received by the Department of Health. A person can be tested by more than one laboratory and can have both positive and negative results. **Therefore, the sum of the numbers in each column will be larger than the total number of people tested.**

Reporting lab	Inconclusive	Negative	Positive	Percent positive	Total
CAREATC CITY OF TAMPA	19	214	40	15%	273
FIRST CHOICE PRIMARY CARE		216	56	21%	272
NADAL PEDIATRICS		221	50	18%	271
PREMIER PLACE AT THE GLENVIEW		261	9	3%	270
ATLANTIC URGENT CARE		186	84	31%	270
PBC FIREFIGHTER BENEFIT FUND WELLNESS CENTER		225	45	17%	270
LEHIGH VALLEY GENOMICS		45	225	83%	270
SHC College Park		267	2	1%	269
ADVENT HEALTH CARE CENTER	9	246	14	5%	269
ADVENT HEALTH CENTRA CARE - ORMOND BEACH		113	155	58%	268
LAKEVIEW INTERNAL MEDICINE		203	65	24%	268
SURREY PLACE CARE CENTER		261	7	3%	268
TRUE NORTH HEALTH NAVIGATION LLC DBA DISPATCHHEALTH	1	221	46	17%	268
ST MARK VILLAGE	1	261	5	2%	267
FORT MYERS REHABILITATION AND NURSING CENTER		241	26	10%	267
Jacaranda Manor		264	2	1%	266
NORTH FLORIDA PEDIATRICS - MARIANNA		226	40	15%	266
Cross Gardens Care Center		265	1	0%	266
A PLUS PEDIATRICS		234	32	12%	266
THE PLAYERS CHAMPIONSHIP		265			265
SERANADES BY SONATA WEST ORANGE		236	29	11%	265
CENTRAL FLORIDA HEALTH SERVICES		223	42	16%	265
VITAS HEALTHCARE CORPORATION OF FL		248	15	6%	263
Sunnyside Nursing Home		260	3	1%	263
TGH		1	262	100%	263
SEAVIEW NURSING AND REHABILITATION CENTER		250	10	4%	260
BRADEN RIVER REHABILITATION CENTER LLC		258	2	1%	260
CLIFFORD CHESTER SIMS VA NURSING HOME		251	9	3%	260
PATHWAY PHARMACY		216	44	17%	260
XPRESS URGENT CARE- PORT ST. LUCIE		106	153	59%	259
CONSULATE HEALTHCARE OF KISSIMMEE		247	12	5%	259
TERRACES OF LAKE WORTH CARE CENTER□		247	12	5%	259
ADVENT HEALTH - ORLANDO		195	64	25%	259
FLORIDA WOMAN CARE LABORATORY LLC		232	26	10%	258
AZALEA TRACE		245	13	5%	258
MIAMI JEWISH HEALTH SYSTEMS, INC	4	244	10	4%	258
MARTIN MEMORIAL MEDICAL CENTER LAB		128	129	50%	257
ADVENT HEALTH - PALM HARBOR ER		209	48	19%	257
BAYVIEW CENTER		251	6	2%	257
GEORGE SAFRAN MD PC		243	14	5%	257
SPRINGS AT LAKE POINTE WOODS		255	2	1%	257
EVENT MED SERVICES LABORATORY		251	5	2%	256
MARTIN ACQUISITION 1 LLC DBA		242	14	5%	256
FELLOWSHIP HOME AT THE FAIRWAY LLC		249	7	3%	256
CCS - JOSEPH V CONTE		253	2	1%	255
OAKBROOK HEALTH AND REHABILITATION CENTER	1	240	14	5%	255
CARENOW LAKE MARY		45	210	82%	255

# COVID-19: testing by laboratory

Data through May 5, 2021 verified as of May 6, 2021 at 09:25 AM

Data in this report are provisional and subject to change.

The numbers in the table below represent the number of Florida and non-Florida residents for whom test results were received by the Department of Health. A person can be tested by more than one laboratory and can have both positive and negative results. **Therefore, the sum of the numbers in each column will be larger than the total number of people tested.**

Reporting lab	Inconclusive	Negative	Positive	Percent positive	Total
VETERANS AFFAIRS ORLANDO VA MEDICAL CENTER			254	100%	254
HOMESTEAD VILLAGE		243	11	4%	254
Avante at Lake Worth, Inc.	1	247	6	2%	254
BARBARA O'REILLY MD PA		249	5	2%	254
LAKE SIDE HEALTH CENTER		251	2	1%	253
SHELL POINT VILLAGE MEDICAL CENTER		246	7	3%	253
KR at Hillsborough Lakes/Lutz Healthcare		243	10	4%	253
BARTRAM CROSSING		253			253
BUREAU OF CLINICAL LABORATORIES		209	42	17%	251
STUART - FAIRGROUNDS		219	32	13%	251
FLORIDA CLINICAL LABORATORY-BIOREFERENCE LABORATORIES		99	152	61%	251
Consulate Health Care of St. Petersburg		243	7	3%	250
CAREATC, INC.	1	226	22	9%	249
The Ponce Therapy Care Center		245	4	2%	249
UCC - WELLINGTON		3	246	99%	249
ST ANTHONYS REHABILITATION HOSPITAL	9	238	2	1%	249
ESCAMBIA COUNTY JAIL DETENTION DIVISION		241	7	3%	248
ARDEN COURTS OF FORT MYERS		241	7	3%	248
CARRINGTON PLACE OF ST PETE LLC		242	6	2%	248
KINDRED HOSPITAL THE PALM BEACHES		242	6	2%	248
HUNT CLUB PEDIATRIC ASSOCIATES PA		173	74	30%	247
SAMIR EBEID MD		224	23	9%	247
ADVENTHEALTH EXPRESS CARE AT WESLEY CH		218	29	12%	247
RITE MEDICAL CARE PC		244	3	1%	247
Orchid Cove at Sarasota		246	1	0%	247
AVECINA MOBILE		121	125	51%	246
Heritage Healthcare at Tallahassee		239	7	3%	246
ROSEWOOD HEALTHCARE & REHABILITATION CENTER		239	6	2%	245
GATTOLINE ENTERPRISES, INC. DBA FAMILY CARE PHARMACY		200	45	18%	245
Flagler Health and Rehabilitation		242	3	1%	245
EDGEWOOD NURSING CENTER		235	10	4%	245
ST AUGUSTINE HEALTH & REHAB CENTER		244	1	0%	245
MALABAR/ADVENT CENTRA CARE		48	196	80%	244
REGENTS PARK AT AVENTURA		229	15	6%	244
RIVERSIDE RECOVERY OF TAMPA		242	2	1%	244
ESCAMBIA COUNTY JAIL	2	178	64	26%	244
VIERA VA OPC		236	7	3%	243
WHITE WILSON MEDICAL CENTER IMMEDIATE CARE		135	108	44%	243
life Care Center of Melbourne		226	17	7%	243
PADDOCK RIDGE		240	3	1%	243
ARCHER HEALTH VENTURES, LLC		217	25	10%	242
GOOD SAMARITAN CARES		236	5	2%	241
Lake Port Square Health Center		221	19	8%	240
PALM GARDEN OF AVENTURA		236	4	2%	240
AMERICAN HOUSE SENIOR LIVING		189	51	21%	240
CLARE BRIDGE OF SARASOTA		238	2	1%	240
ADVANCED MEDICAL GROUP		2	238	99%	240



# COVID-19: testing by laboratory

Data through May 5, 2021 verified as of May 6, 2021 at 09:25 AM

Data in this report are provisional and subject to change.

The numbers in the table below represent the number of Florida and non-Florida residents for whom test results were received by the Department of Health. A person can be tested by more than one laboratory and can have both positive and negative results. **Therefore, the sum of the numbers in each column will be larger than the total number of people tested.**

Reporting lab	Inconclusive	Negative	Positive	Percent positive	Total
SOUTHLAND SUITES OF ORMOND BEACH	4	236			240
STERLING HOUSE OF WINTER HAVEN		237	3	1%	240
ORANGE COUNTY HEALTH DEPT		228	11	5%	239
PINELLAS CARE CENTER		202	36	15%	238
FLORIDA HEALTH CARE PLAN INC		2	236	99%	238
ST PETERSBURG PEDIATRICS-EAST BAY	1	200	37	16%	238
SOLARIS SENIOR LIVING VERO BEACH		228	8	3%	236
SUNLIFE PHARMACY		207	29	12%	236
FEDERATION CCRC OPERATIONS CORP		233	2	1%	235
BAY TREE CARE AND REHABILITATION CENTER		197	38	16%	235
BAY VUE NURSING AND REHABILITATION CENTER		224	11	5%	235
OAK HAMMOCK AT THE UNIVERSITY OF FLORIDA		229	6	3%	235
GUEST HOUSE OCALA, THE		224	11	5%	235
FIRSTCARE CLINIC		120	114	49%	234
LCS SANDHILL COVE LLC DBA	6	219	9	4%	234
FLORIDA MEDICAL CLINIC LLC		154	80	34%	234
MANDARIN PEDIATRICS		210	23	10%	233
NORTH FLORIDA PEDIATRICS PA - DUVAL		204	29	12%	233
BVM THE BRIDGES LLC		231	2	1%	233
ARDEN COURTS OF SEMINOLE		191	41	18%	232
VILLA MARIA WEST SKILLED NURSING FACILITY		224	8	3%	232
Lakewood Nursing Center		198	34	15%	232
VIERA DEL MAR HEALTH AND REHABILITATION CENTER		219	13	6%	232
FORT PIERCE HEALTH CARE		225	7	3%	232
ManorCare Health Services-Palm Harbor	1	229	1	0%	231
CHILDREN MED CARE INC		198	33	14%	231
LAKE REGIONAL URGENT CARE		12	219	95%	231
Signature healthcare of Jacksonville		226	5	2%	231
LYNN HAVEN SPORTS COMPLEX-WALKON CLINIC		21	209	91%	230
Fouraker Hills Rehab and Nursing		221	9	4%	230
MORSELIFE MEMORY CARE RESIDENCE		220	9	4%	229
YOUR FAMILY WALK-IN CLINIC		17	212	93%	229
COLONY CLUB ALF,THE	1	212	15	7%	228
MEDICAL CONSULTANTS OF FLORIDA LLC	1	193	34	15%	228
ASCENSION MEDICAL GROUP		5	223	98%	228
SACRED HEART HEALTH SYSTEM INC		190	38	17%	228
ALLSOUTH URGENT CARE		52	175	77%	227
WIREGRASS DIRECT PRIMARY CARE PLLC□		190	37	16%	227
MEASE COUNTRYSIDE HOSPITAL		2	225	99%	227
ADVENT HEALTH - LAKE NONA		193	34	15%	227
MCW MENTAL HEALTH LLC		222	4	2%	226
PARKS HEALTHCARE & REHABILITATION CTR	4	211	11	5%	226
DOCTORS MEMORIAL FAMILY MEDICINE	2	155	68	30%	225
ABSOLUTE HEALTH INTERNAL MEDICINE AND PEDIATRICS		200	25	11%	225
CORAL GABLES NURSING & REHABILITATION CENTER		214	11	5%	225
NSPIRE HEALTHCARE LAUDERHILL		219	6	3%	225
Kindred Hospital South Florida Hollywood SNU		217	8	4%	225

# COVID-19: testing by laboratory

Data through May 5, 2021 verified as of May 6, 2021 at 09:25 AM

Data in this report are provisional and subject to change.

The numbers in the table below represent the number of Florida and non-Florida residents for whom test results were received by the Department of Health. A person can be tested by more than one laboratory and can have both positive and negative results. **Therefore, the sum of the numbers in each column will be larger than the total number of people tested.**

Reporting lab	Inconclusive	Negative	Positive	Percent positive	Total
PARK MEADOWS HEALTH AND REHABILITATION CENTER		224	1	0%	225
BORLAND GROOVER CLINIC	1	187	37	16%	225
INN AT ASTON GARDENS, THE		216	8	4%	224
DISCOVERY VILLAGE AT MELBOURNE		197	27	12%	224
CORAL REEF NURSING & REHABILITATION CENTER		216	8	4%	224
Avante at Melbourne		219	5	2%	224
BENDERSON FAMILY SKILLED NURSING AND □		205	18	8%	223
CONSULATE HEALTH CARE OF MELBOURNE		218	5	2%	223
HIGHLANDS LAKE CENTER		217	5	2%	222
CLERMONT URGENT CARE		1	221	100%	222
Signature Healthcare of Ormond		220	2	1%	222
CCS - PAUL REIN DETENTION FACILITY		156	66	30%	222
MATHISON RETIREMENT COMMUNITY, INC	1	211	10	5%	222
PINNACLES PEDS CARE PA		222			222
ADVENT HEALTH CENTRA CARE - APOPKA NORTH		192	30	14%	222
FLAGLER COUNTY DETENTION CENTER		209	13	6%	222
JUNO DERMATOLOGY LLC		203	18	8%	221
HEALTHPOINT MED GRP OF THE EMERALD COAST LLC		182	39	18%	221
KENILWORTH CARE & REHABILITATION CENTER		202	18	8%	220
CONCORD LIFE SCIENCES LLC	2	201	17	8%	220
PALMS MEDICAL GROUP HIGH SPRINGS		183	37	17%	220
SUPERIOR RESIDENCES OF PANAMA CITY BEACH		213	7	3%	220
Boynton Beach Rehabilitation Center	2	213	5	2%	220
WOOD LAKE HEALTH AND REHABILITATION CENTER		219			219
ADVENT HEALTH CENTRA CARE - DAYTONA BEACH		94	125	57%	219
ANGELS DIAGNOSTIC GROUP		174	45	21%	219
PEDIATRIC SPECIALISTS MEDICAL GROUP □	1	193	24	11%	218
ST. CLOUD REGIONAL MEDICAL CENTER		199	18	8%	217
MACTOWN, INC		215	2	1%	217
LAKE PORT SQUARE		200	17	8%	217
SOUTH BALDWIN REGIONAL MEDICAL CENTER		203	14	6%	217
THE MANOR AT CARPENTERS		185	32	15%	217
MIAMI VA HEALTHCARE SYSTEM			217	100%	217
UNIVERSITY OF MIAMI		78	139	64%	217
BONITA PHARMACY		195	21	10%	216
Hampton Court Nursing and Rehabilitation Center		214	2	1%	216
ARDEN COURTS OF DELRAY BEACH FL LLC	3	202	11	5%	216
BROOKDALE ATRIM WAY		210	6	3%	216
HOSPITAL FOR SPECIAL SURGERY		213	3	1%	216
GATEWAY/ADVENT CENTRA CARE	1	24	190	88%	215
BOCA RATON REHABILITATION CENTER	4	207	4	2%	215
The Waterford		212	3	1%	215
Taylor Care Center		210	5	2%	215
BRANDON COMMUNITY HEALTH CENTER		188	27	13%	215
BLOCK, NATION, CHASE, AND SMOLEN FAMILY MEDICINE		157	57	27%	214
BAYA URGENT CARE LLC		183	31	14%	214
WALGREENS #04809	1	188	25	12%	214

# COVID-19: testing by laboratory

Data through May 5, 2021 verified as of May 6, 2021 at 09:25 AM

Data in this report are provisional and subject to change.

The numbers in the table below represent the number of Florida and non-Florida residents for whom test results were received by the Department of Health. A person can be tested by more than one laboratory and can have both positive and negative results. **Therefore, the sum of the numbers in each column will be larger than the total number of people tested.**

Reporting lab	Inconclusive	Negative	Positive	Percent positive	Total
KEY LARGO - LARGO CARGO		193	21	10%	214
Sunrise Health and Rehabilitation Center		206	8	4%	214
LABCORP BURLINGTON	1	157	56	26%	214
Consulate Healthcare of West Palm Beach		197	16	8%	213
HEALTH FIRST - HOLMES REGIONAL MEDICAL CENTER		32	181	85%	213
CONSULATE HEALTH CARE OF WINTER HAVEN		209	4	2%	213
LIFE CARE CENTER OF PORT ST. LUCIE		201	12	6%	213
POCONO MEDICAL CENTER		212	1	0%	213
San Jose Health & Reabilitation		207	6	3%	213
REGENCY PARK		193	19	9%	212
FULGENT GENETICS	3	166	43	20%	212
Bayside Health and Rehabilitation		181	31	15%	212
TUSCAN GARDENS OF PALM COAST		205	6	3%	211
LAKE WALES OPERATING GROUP LLC		206	5	2%	211
JACKSON COUNTY HEALTH DEPARTMENT		157	54	26%	211
PATRIOT MEDICAL LABORATORIES		202	8	4%	210
EDWARD J HEALEY REHAB & NURSING CENTER		210			210
FLORIDA DEPARTMENT OF HEALTH IN TAYLOR COUNTY	1	166	43	20%	210
GOOD SAMARITAN SOCIETY OF DELAND		199	11	5%	210
GLENRIDGE ON PALMER RANCH,THE		202	8	4%	210
Royal Oaks Nursing and Rehab		209	1	0%	210
Whispering Oaks	11	175	23	11%	209
The Palace Nursing and Rehabilitation Center		209			209
Nspire Health Care Kendall		199	10	5%	209
WALGREENS #06012		181	28	13%	209
DOLPHIN POINTE HEALTH CARE LLC		185	23	11%	208
LAB CORP	1	120	87	42%	208
WORKPLACE SCREENING INTELLIGENCE			208	100%	208
HIALEAH SHORES NURSING AND REHAB CENTER		199	8	4%	207
TARPON POINT NURSING AND REHABILITATION CENTER		203	3	1%	206
MIRACLE HILL NURSING & REHABILITATION CENTER INC		200	6	3%	206
NEW YORK CITY DEPARTMENT OF HEALTH & MENTAL		171	35	17%	206
ALL SEASONS NAPLES LLC☐		198	8	4%	206
VILLAGE PEDIATRICS LLC		175	31	15%	206
NO FLORIDA PEDIATRICS, PA		179	27	13%	206
Cross Terrace REhabitation		203	2	1%	205
SENIOR LIVING VII TAMPA LLC☐	1	195	9	4%	205
BARKLEY PLACE	1	198	5	2%	204
PATHGROUP LABS LLC		97	107	52%	204
PALM HARBOR FAMILY PRACTICE & WALK-IN		157	47	23%	204
PCB CLINIC		159	45	22%	204
JACKSONVILLE NURSING AND REHAB CENTER		195	8	4%	203
AMA MEDICAL GROUP LLC		171	32	16%	203
FLORIDA HEALTH CARE PLANS INC		2	201	99%	203
BROOKDALE OF SPRING HILL	9	192	2	1%	203
PALM GARDEN OF PINELLAS		203			203
POLK COUNTY HEALTH DEPARTMENT		178	24	12%	202

# COVID-19: testing by laboratory

Data through May 5, 2021 verified as of May 6, 2021 at 09:25 AM

Data in this report are provisional and subject to change.

The numbers in the table below represent the number of Florida and non-Florida residents for whom test results were received by the Department of Health. A person can be tested by more than one laboratory and can have both positive and negative results. **Therefore, the sum of the numbers in each column will be larger than the total number of people tested.**

Reporting lab	Inconclusive	Negative	Positive	Percent positive	Total
Governors Creek Health and Rehabilitation	1	198	2	1%	201
VAMC WEST PALM LAB		5	196	98%	201
KINDRED HOSPITAL MELBOURNE	1	193	6	3%	200
GRACE PEDIATRICS		168	32	16%	200
HERITAGE HEALTHCARE AND REHABILITATION CENTER		195	5	3%	200
HEARTLAND SOUTH JACKSONVILLE OF JACKSONVILLE FL ,		199			199
ADVENT HEALTH - CARROLLWOOD	4	169	26	13%	199
AVANTE OF BOCA RATON		198	1	1%	199
LAUREL POINT CARE ACQUISITION LLC DBA SANDGATE GARDENS REHAB AND NURSI		171	27	14%	198
NSPIRE HEALTHCARE TAMARAC		158	40	20%	198
DEPARTMENT OF HEALTH & HUMAN SERVICES		198			198
JEFFERSON COUNTY HEALTH DEPARTMENT-MONTICELLO		157	41	21%	198
SEMINOLE TRIBE OF FLORIDA		165	33	17%	198
NADAL PEDIATRICS - VICTORIA STREET (3385)		167	31	16%	198
Lehigh Acres Health and Rehabilitation		185	12	6%	197
FORT WALTON REHABILITATION CENTER		158	39	20%	197
MD NOW MEDICAL CENTERS INC		153	44	22%	197
CARE CENTERS OF NASSAU		194	3	2%	197
VIPEDIATRICS PLLC		181	16	8%	197
CARE RESOURCE COMMUNITY HEALTH CENTERS INC		186	11	6%	197
SUMMERFIELD EMERGENCY ROOM		149	47	24%	196
RIVERWOOD CENTER,THE		186	10	5%	196
ABBIEJEAN RUSSELL CARE CENTER		195	1	1%	196
CVS		49	147	75%	196
Heritage Park Rehabilitation & Healthcare		177	18	9%	195
BRUCE S WEST MD	1	193	1	1%	195
FLORIDA DEPARTMENT OF HEALTH IN ALACHUA COUNTY -		179	16	8%	195
WEST		173	21	11%	194
SARNO EXTENDED HOURS		125	69	36%	194
FINLAY CLINICAL LABORATORY INC	1	39	154	79%	194
BEACON AT GULF BREEZE, THE	2	181	11	6%	194
CHARTER SENIOR LIVING OF PANAMA CITY BEACH		172	21	11%	193
EMBRY RIDDLE AERONAUTICAL UNIVERSITY HEALTH SERVICES		1	192	99%	193
HAWKINS FAMILY MEDICINE LLC	1	138	54	28%	193
NORTH BEACH REHABILITATION CENTER		190	2	1%	192
FIRST CHOICE PEDIATRICS SEMORAN		98	94	49%	192
GEORGIA DEPARTMENT OF PUBLIC HEALTH	1	5	186	97%	192
CYPRESS POINT LIVING, LLC		177	15	8%	192
HEALTH LINK DIAGNOSTIC LABORATORIES		182	9	5%	191
NEO GENOMICS - FORT MYERS	1	183	6	3%	190
GLADES HEALTH CARE CENTER		187	3	2%	190
Belleair Healthcare Center		184	6	3%	190
WEST COAST FAMILY MEDICAL CARE		155	35	18%	190
SUNY UPSTATE MEDICAL UNIVERSITY		175	15	8%	190
TUSCAN GARDENS OF VENETIA MANAGEMENT COMPANY		175	14	7%	189
CANTERFIELD OF OCALA, LLC		178	11	6%	189
VIERA MANOR ASSISTED LIVING RESIDENCE		182	7	4%	189



# COVID-19: testing by laboratory

Data through May 5, 2021 verified as of May 6, 2021 at 09:25 AM

Data in this report are provisional and subject to change.

The numbers in the table below represent the number of Florida and non-Florida residents for whom test results were received by the Department of Health. A person can be tested by more than one laboratory and can have both positive and negative results. **Therefore, the sum of the numbers in each column will be larger than the total number of people tested.**

Reporting lab	Inconclusive	Negative	Positive	Percent positive	Total
PHYSICIANS REGIONAL MEDICAL CENTER - PINE RIDGE		20	169	89%	189
Arbor Springs Health and Rehab		189			189
MINUTECLINIC DIAGNOSTIC OF TEXAS, LLC		172	17	9%	189
ARDEN COURTS OF LARGO FL, LLC		167	22	12%	189
NO FLORIDA PEDIATRICS, PA - BRADFORD		159	30	16%	189
The Inn at Sarasota Bay Club		186	3	2%	189
WOMEN'S CARE FLORIDA LABORATORY		183	5	3%	188
BENTON HOUSE AT OAKLEAF		158	30	16%	188
ZON BEACHSIDE LLC		151	37	20%	188
Life Care Center of Altamonte Springs		157	31	16%	188
PEDIATRICS OF GREATER ORLANDO		160	28	15%	188
ROSECASTLE OF ZEPHRHILLS		185	3	2%	188
OCEAN REEF MEDICAL CENTER		150	38	20%	188
NIGHT LITE PEDIATRICS WINTER GARDEN		144	44	23%	188
CSL PLASMA		31	156	83%	187
AMERICAN FAMILY MEDICAL LLC		144	43	23%	187
US MEDICAL CARE, INC		164	23	12%	187
PLANTATION NURSING & REHAB CENTER		187			187
BAY EDUCATORS WELLNESS CENTER		127	59	32%	186
RDV SPORTSPLEX PEDIATRICS		156	30	16%	186
ANTHEM LAKES LLC		151	35	19%	186
ST JOHNS COUNTY DETENTION CENTER		185			185
PRIMECARE OF DOTHAN		131	54	29%	185
PPC-LAB EDI ORCHARD BI		176	9	5%	185
EXOSOME DIAGNOSTICS	1	164	20	11%	185
ADVENT		172	13	7%	185
BAPTIST HEALTH PRIMARY CARE	1	134	50	27%	185
CANTERFIELD OF CLAY COUNTY		147	38	21%	185
ST. JAMES BAY HEALTH AND REHABILITATION CENTER		183	1	1%	184
ARDEN COURTS OF PALM HARBOR		164	20	11%	184
SIGNATURE HEALTHCARE OF PORT CHARLOTTE		177	7	4%	184
FLORIDA DEPARTMENT OF HEALTH IN WALTON COUNTY		167	17	9%	184
BROOKDALE ORANGE PARK		182	2	1%	184
ADVENT HEALTH CENTRA CARE - WESLEY CHAPEL		13	170	93%	183
MERCY MEDICAL URGENT CARE CENTER INC		126	57	31%	183
GULFCOAST PEDIATRICS		171	11	6%	182
KINDRED HOSPITAL - SOUTH FLORIDA		178	4	2%	182
PEDIATRIC ASSOCIATES AT ARGYLE PA		175	7	4%	182
Emory L Bennett State Veterans Nursing Home		178	3	2%	181
STERLING HOUSE OF PUNTA GORDA		180	1	1%	181
MINUTECLINIC DIAGNOSTIC		170	10	6%	180
BRIGHTON EGGERT PHARMACY INC		173	7	4%	180
Madison Health and Rehabilitation Center		144	36	20%	180
EAST NEW YORK DIAGNOSTIC AND TREATMENT		171	9	5%	180
FAWCETT MEMORIAL HOSPITAL LABORATORY			179	100%	179
MOBILE INFIRMARY MED CENTER PATH LAB		164	15	8%	179
TRADITION MEDICAL CENTER LABORATORY		55	124	69%	179

# COVID-19: testing by laboratory

Data through May 5, 2021 verified as of May 6, 2021 at 09:25 AM

Data in this report are provisional and subject to change.

The numbers in the table below represent the number of Florida and non-Florida residents for whom test results were received by the Department of Health. A person can be tested by more than one laboratory and can have both positive and negative results. **Therefore, the sum of the numbers in each column will be larger than the total number of people tested.**

Reporting lab	Inconclusive	Negative	Positive	Percent positive	Total
KINDRED HOSPITAL SOUTH FLORIDA		144	35	20%	179
NORTH FLORIDA INTERNAL MEDICINE PA		145	34	19%	179
QUEENS HOSPITAL CENTER	1	168	10	6%	179
CAYUGA MEDICAL CENTER AT ITHACA		173	5	3%	178
LAKEVIEW TERRACE RETIREMENT COMMUNITY		159	19	11%	178
QUALITY URGENT CARE AND WELLNESS PL	3	128	47	26%	178
BAYCARE HEALTH SYSTEMS	1	6	171	96%	178
Signature Healthcare of Palm Beach		176	2	1%	178
MID FLORIDA PATHOLOGY LLC MOBILE UNIT #4		125	53	30%	178
ADVENT HEALTH CENTRA CARE - CARROLLWOOD		5	172	97%	177
Gabisa Medical LLC		176	1	1%	177
ROSECASTLE OF CITRUS		147	30	17%	177
SUWANNEE VALLEY NURSING CENTER		162	14	8%	176
ASTON GARDENS AT PELICAN MARSH		169	7	4%	176
FHMG-FLORIDA HOSPITAL MEDICAL GROUP		150	26	15%	176
GENE BY GENE		61	115	65%	176
ORLANDO HEALTH EMERGENCY DEPARTMENT		163	12	7%	175
COASTAL INTERNAL MEDICINE		134	40	23%	174
HAZELDEN FLORIDA	1	166	7	4%	174
CENTRAL FLORIDA HEALTHCARE GROUP LLC		151	23	13%	174
ANCHOR CARE AND REHABILITATION CENTER		173	1	1%	174
HARBOR BEACH NURSING AND REHABILITATION CENTER		145	28	16%	173
TERRACE AT HOBE SOUND, THE	1	158	14	8%	173
URGENT CARE OF THE PALM BEACHES, NORTH PALM BEACH			172	100%	172
WOODBIDGE FACILITY INC		166	6	3%	172
ATMORE COMMUNITY HOSPITAL LABORATORY		142	29	17%	171
SACRED HEART MEDICAL GROUP URGENT CARE		143	28	16%	171
SOMERBY LAKE NONA		164	7	4%	171
BROOKDALE FORT MYERS THE COLONY		167	4	2%	171
BIGGERS FAMILY MEDICINE PA	1	155	15	9%	171
WILTON MANORS HEALTH & REHABILITATION CENTER		162	9	5%	171
HEARTLAND HEALTHCARE AND REHAB CENTER		146	24	14%	170
FINNISH AMERICAN REST HOME-ALF		168	2	1%	170
ADVENT HEALTH CENTRA CARE - TEMPLE TERRACE	1	104	64	38%	169
Life Care Center of Orlando		164	5	3%	169
PANAMA CITY DEVELOPMENTAL CENTER□		168			168
ADVENTHEALTH MEDICAL GROUP FAMILY MEDICINE AT		126	42	25%	168
Peninsula Care and Rehab		156	12	7%	168
WESLEY HAVEN VILLA	1	132	35	21%	168
OSPREY VILLAGE AT AMELIA ISLAND LTD		157	10	6%	167
MEADOWCREST FAMILY PHYSICIANS		98	69	41%	167
KRYSTAL BAY NURSING AND REHABILITATION		161	6	4%	167
ANYLABTEST NOW		158	8	5%	166
NEMOURS CHILDREN'S URGENT CARE		80	86	52%	166
GRAVITY DIAGNOSTICS		56	110	66%	166
CITRUS HEALTH AND REHAB		132	33	20%	165
THE ARLINGTON OF NAPLES INC.		162	3	2%	165



# COVID-19: testing by laboratory

Data through May 5, 2021 verified as of May 6, 2021 at 09:25 AM

Data in this report are provisional and subject to change.

The numbers in the table below represent the number of Florida and non-Florida residents for whom test results were received by the Department of Health. A person can be tested by more than one laboratory and can have both positive and negative results. **Therefore, the sum of the numbers in each column will be larger than the total number of people tested.**

Reporting lab	Inconclusive	Negative	Positive	Percent positive	Total
CITRUS MEMORIAL HOSPITAL			165	100%	165
BROOKDALE BONITA SPRINGS		162	3	2%	165
WRIGHTS HEALTH CARE AND REHABILITATION CENTER		134	30	18%	164
JPR URGENT MEDICAL CARE		159	5	3%	164
NORTH PORT REHABILITATION AND NURSING CENTER□		163	1	1%	164
SOUTH GEORGIA MEDICAL CENTER		111	53	32%	164
HOSPICE OF THE TREASURE COAST		159	5	3%	164
PROMPT CARE OF CENTRAL FLORIDA			163	100%	163
BRADENTON HEALTH CARE		163			163
TRI COUNTY NURSING HOME		162	1	1%	163
ISLAND HEALTH AND REHABILITATION CENTER		159	4	2%	163
GARDENS HEALTH NH LLC		160	3	2%	163
PRECISION GENETICS, INC		157	6	4%	163
MAINSTREAM DIAGNOSTIC LABORATORY LLC		137	25	15%	162
WALTON PLACE		162			162
CHERRY OAK PALM BEACH COUNTY		154	8	5%	162
BENTLEY CARE CENTER		160	1	1%	161
ALLCARE MEDICAL CENTERS PC		137	24	15%	161
DOCTORS MEMORIAL FAMILY PRACTICE	2	122	37	23%	161
DESOTO PALMS ALF		155	6	4%	161
KEYSTONE REHAB		160			160
F&T MEDICAL RESEARCH, INC		160			160
GREENBRIAR REHABILITATION AND NURSING CENTER	1	159			160
ARCADIA HEALTH AND REHABILITATION CENTER		100	60	38%	160
MINUTECLINIC DIAGNOSTIC OF SOUTH CARO		136	24	15%	160
TGH URGENT CARE – SEMINOLE		8	152	95%	160
TUSCAN ISLE CHAMPIONSGATE OP CO LLC		158	2	1%	160
BROOKDALE PENSACOLA		158	1	1%	159
POINTE, THE		131	28	18%	159
AMERICAN HOUSE COCONUT POINT		137	21	13%	158
WUESTHOFF REF LABORATORY			158	100%	158
MAGNOLIA MEDICAL CLINIC		47	111	70%	158
OPPENHEIMER PLASTIC SURGERY LLC		153	5	3%	158
GRAND AVE PHARMACY		112	46	29%	158
TIMBERRIDGE NURSING HOME & REHAB		123	34	22%	157
ALL FLORIDA FAMILY AND SPORTS MEDICINE		134	23	15%	157
OCALA CBOC		147	10	6%	157
CORNERSTONE MEDICAL CARE OF BRANDON PL		127	29	19%	156
MEMORY CARE OF NAPLES		155	1	1%	156
Lakeside Oaks Care Center		151	5	3%	156
Englewood Healthcare and Rehab		141	15	10%	156
MD NOW MEDICAL CENTERS, INC.		121	35	22%	156
WALGREENS 6221		138	18	12%	156
PROVIDENCE HOSPITAL LABORATORY		147	9	6%	156
COCOA BEACH/ADVENT CENTRA		41	114	74%	155
DIAMOND RIDGE		147	8	5%	155
PHYSICIAN PARTNERS PERRY		91	64	41%	155

# COVID-19: testing by laboratory

Data through May 5, 2021 verified as of May 6, 2021 at 09:25 AM

Data in this report are provisional and subject to change.

The numbers in the table below represent the number of Florida and non-Florida residents for whom test results were received by the Department of Health. A person can be tested by more than one laboratory and can have both positive and negative results. **Therefore, the sum of the numbers in each column will be larger than the total number of people tested.**

Reporting lab	Inconclusive	Negative	Positive	Percent positive	Total
FAMILY EXTENDED CARE OF CENTRAL TAMPA		137	18	12%	155
AEGIS MEDICAL GROUP		131	24	15%	155
LEE MEMORIAL HEALTH SYSTEM HEALTH FAIR		149	6	4%	155
CRANE CENTER		124	31	20%	155
CORE BIO LABS		76	78	51%	154
PALMETTTO FACILITY INC	1	153			154
FAWCETT MEMORIAL HOSPITAL-LAB		39	115	75%	154
PRUITT HEALTH		152	2	1%	154
LONGWOOD CARDIOLOGY			153	100%	153
SUNNY HILLS ALF OF SEBRING INC		140	13	8%	153
REGENCY OAKS HEALTH CENTER		151	2	1%	153
WILLOW BROOKE COURT AT AZALEA TRACE		149	3	2%	152
NAPHCARE, INC.		142	10	7%	152
NAVARRE GARDENS LLC		127	25	16%	152
CLEARWATER STATMED QUICK QUALITY CLINICS		43	109	72%	152
LABORATORY OF FLORIDA		97	55	36%	152
PALM BEACH COUNTY HEALTH DEPT LAB	4	140	7	5%	151
REFUAH HEALTH CENTER LABORATORY		143	8	5%	151
Centre Pointe Health and Rehabilitation Center		140	11	7%	151
OHI WEST INC		138	13	9%	151
MINUTECLINIC LLC #4987		134	17	11%	151
ORANGE COUNTY CORRECTIONS HEALTH SERVICES		121	30	20%	151
ADVENTHEALTH HOSPICE CARE CENTRAL FLORIDA		147	4	3%	151
MACKOUL PEDIATRICS FORT MYERS		130	21	14%	151
GOLD CHOICE SENIOR COMMUNITIES		109	41	27%	150
ADVENT HEALTH - FOUR CORNERS ER		113	37	25%	150
CROSSWINDS HEALTH AND REHABILITATION CENTER	1	147	2	1%	150
SONATA COCONUT CREEK	2	125	23	15%	150
The Crossroads		149	1	1%	150
CLINICA HISPANA		1	148	99%	149
OAKHURST CENTER		142	7	5%	149
PRECISION HEALTH RESOURCES, LLC	1	133	15	10%	149
SANIBEL INTERNAL MEDICINE, LLC		142	6	4%	148
LIFE CARE CENTER OF JACKSONVILLE		127	21	14%	148
Summit Medical Group		136	12	8%	148
ALLIANCE PEDIATRICS		116	32	22%	148
East Bay Rehabilitation Center		113	35	24%	148
SEAGRASS VILLAGE FLEMING ISLAND		111	37	25%	148
MED COMP SCIENCES		3	145	98%	148
MILLENNIUM LAB SERVICES			148	100%	148
BENTLEY VILLAGE II		138	10	7%	148
DAYSPRING VILLAGE		125	22	15%	147
KINDRED HOSPITAL NORTH FLORIDA	3	136	8	5%	147
PROVISTA DIAGNOSTICS, INC		144	3	2%	147
WINDSOR OF LAKEWOOD RANCH,THE		145	2	1%	147
GRAND VILLA OF ORMOND BEACH		141	6	4%	147
BOSTON RED SOX CLUB LP		144	2	1%	146

# COVID-19: testing by laboratory

Data through May 5, 2021 verified as of May 6, 2021 at 09:25 AM

Data in this report are provisional and subject to change.

The numbers in the table below represent the number of Florida and non-Florida residents for whom test results were received by the Department of Health. A person can be tested by more than one laboratory and can have both positive and negative results. **Therefore, the sum of the numbers in each column will be larger than the total number of people tested.**

Reporting lab	Inconclusive	Negative	Positive	Percent positive	Total
LANDMARK HOSPITAL SOUTHWEST FLORIDA LLC		141	5	3%	146
WEDGEWOOD HEALTHCARE CENTER		94	52	36%	146
Quail Run Health Care Center		146			146
BROOKDALE CAPE CORAL		145			145
REGENCY CARE OF BLOUNTSTOWN LLC		135	10	7%	145
WILLOWBROOKE COURT AT ST ANDREWS ESTATES		140	5	3%	145
ADVENTHEALTH CENTRA CARE PONCIANA	1	81	63	43%	145
DAYSPRING SENIOR LIVING LLC		143	2	1%	145
OMNI HEALTHCARE, INC		138	7	5%	145
NORTHEAST FLORIDA STATE HOSP-NURSING		143	1	1%	144
DIAGNOSTIC LABORATORY OF OKLAHOMA		118	26	18%	144
NCRNC INC		140	4	3%	144
KINGS BAY PEDIATRICS LLC		138	6	4%	144
MV MEDICAL PRACTICE DBA PRIMARY URGENT CARE		137	7	5%	144
FG RAPID		138	5	3%	143
SMILEY MEDICAL GROUP		108	35	24%	143
OAKS OF KISSIMMEE HEALTH AND REHABILITATION CENTER		140	3	2%	143
JEFFERY WEINZWEIG		2	141	99%	143
MINUTECLINIC DIAGNOSTIC OF NORTH CAROL		117	25	18%	142
DB MD		126	16	11%	142
TURNING POINT OF TAMPA		134	8	6%	142
COASTAL DETOX		139	3	2%	142
AVANTE AT ORLANDO INC		141	1	1%	142
RESEARCH CENTERS OF AMERICA, LLC		117	24	17%	141
UNITED CLINICAL LABORATORIES		132	9	6%	141
PORT ST LUCIE REHABILITATION AND HEALTHCARE		98	43	30%	141
BAY REGIONAL URGENT CARE	1	96	44	31%	141
LabCorp L#09258090 M#09258105		74	67	48%	141
NOVARI CARE LLC		97	44	31%	141
GATEWAY CARE CENTER		139	2	1%	141
JOHN KNOX VILLAGE OF CENTRAL FLORIDA		135	5	4%	140
ARDEN COURTS OF LELY PALMS		138	2	1%	140
CARENOW URGENT CARE - LAKE MARY			140	100%	140
GRAND VILLA OF LAKE LAND		134	6	4%	140
SEVEN HILLS HEALTH AND REHABILITATION CENTER		124	16	11%	140
GRAND OAKS HEALTH & REHABILITATION		138	1	1%	139
Gulf Coast Healthcare (Longwood Health and Rehab		118	21	15%	139
A2Z DIAGNOSTICS		138	1	1%	139
HIGHLANDS MEDICAL CENTER		135	3	2%	138
SURFSIDE URGENT CARE		112	26	19%	138
Lakeside Nursing and Rehabilitation Center	1	112	25	18%	138
QUALITY URGENT CARE AND WELLNESS		93	45	33%	138
ADVENT HEALTH CENTRA CARE - CITRUS PARK		9	129	93%	138
WELLNOW URGENT CARE PC		136	2	1%	138
MANOR AT BLUEWATER BAY		131	7	5%	138
LABCORP RTP		55	83	60%	138
VILLAGE ON THE ISLE		132	6	4%	138

# COVID-19: testing by laboratory

Data through May 5, 2021 verified as of May 6, 2021 at 09:25 AM

Data in this report are provisional and subject to change.

The numbers in the table below represent the number of Florida and non-Florida residents for whom test results were received by the Department of Health. A person can be tested by more than one laboratory and can have both positive and negative results. **Therefore, the sum of the numbers in each column will be larger than the total number of people tested.**

Reporting lab	Inconclusive	Negative	Positive	Percent positive	Total
MANOR CARE OF PALM HARBOR		135	3	2%	138
BIODESIX, INC.		106	32	23%	138
AHEC CLINIC		8	130	94%	138
ADVENT HEALTH CENTRA CARE - DELAND		28	110	80%	138
AMERICAN PATHOLOGY PARTNERS		136	2	1%	138
DOCTOR'S IN HOUSE LABORATORY		18	120	87%	138
LONGWOOD HEALTH AND REHABILITATION CENTER		125	12	9%	137
CLARE BRIDGE OF CAPE CORAL	1	136			137
SPRING HAVEN RETIREMENT	1	133	3	2%	137
ROHR HOME		132	5	4%	137
PACIFICA SUNRISE☐		129	8	6%	137
HARBORCHASE OF VERO BEACH	1	117	19	14%	137
ARIZONA DEPARTMENT OF HEALTH SERVICES		5	131	96%	136
SONATA DELRAY BEACH		125	11	8%	136
PEDIATRIC SERVICES AND BREATHING CENTER PA		107	29	21%	136
ADVENT HEALTH CENTRA CARE - ORANGE CITY	1	53	82	60%	136
PEDIATRIC CARE CENTER		135			135
VITAS HEALTHCARE		123	12	9%	135
SONATA WEST		133	2	1%	135
OAKS OF CLEARWATER, THE		132	3	2%	135
SONNIS PEDIATRICS PA		119	16	12%	135
SUMMIT MEDICAL GROUP PA		122	13	10%	135
PANCARE HEALTH GULF COUNTY		105	30	22%	135
IRL MARKET LAB ALACHUA		104	31	23%	135
ST PETERSBURG PEDIATRICS-MLK JUNIOR BLVD		125	10	7%	135
KEYSTYLE LIVING LLC	1	133	1	1%	135
STEWART MEDICAL GROUP		34	101	75%	135
SOUTH CAMPUS FACILITY INC		122	12	9%	134
The Crossings		132	2	1%	134
ADVANCED MEDICAL CENTER		86	48	36%	134
ORANGE PARK PEDIATRICS		123	11	8%	134
SANDALWOOD NURSING CENTER		127	7	5%	134
SUNY UPSTATE OVERFLOW LABORATORY		134			134
MINUTECLINIC DIAGNOSTIC OF NORTH CARO		118	15	11%	133
DIATHERIX LABORATORIES		76	57	43%	133
CENTRACARE		18	114	86%	132
ALTERNATIVE LIVING, INC DBA TWIN CITIES PAVILION		129	3	2%	132
LAKELAND REGIONAL HEALTH LAKE MIRIAM	3	87	42	32%	132
AMERICAN HOUSE-BONITA SPRINGS☐		131	1	1%	132
THE REHABILITATION CENTER OF LAKE CITY		127	5	4%	132
MICRO PATH LABORATORIES INC		129	3	2%	132
VITAS HEALTHCARE CORPORATION OF FLORIDA		128	4	3%	132
HEARTLAND PHARMACY LAKE PLACID, INC		99	32	24%	131
ARBOR TERRACE SAN JOSE LLC	3	126	2	2%	131
GRAND VILLA OF DELAND		123	8	6%	131
BLOCK NATION CHASE		106	25	19%	131
FOUNTAINS OF HOPE LLC, THE		130	1	1%	131

# COVID-19: testing by laboratory

Data through May 5, 2021 verified as of May 6, 2021 at 09:25 AM

Data in this report are provisional and subject to change.

The numbers in the table below represent the number of Florida and non-Florida residents for whom test results were received by the Department of Health. A person can be tested by more than one laboratory and can have both positive and negative results. **Therefore, the sum of the numbers in each column will be larger than the total number of people tested.**

Reporting lab	Inconclusive	Negative	Positive	Percent positive	Total
INTEGRATED REGIONAL LABORATORIES		119	12	9%	131
L&S SENIOR CARE DBA ARCADIA OAKS	4	126	1	1%	131
DOCTOR TODAY TLC LLC		84	47	36%	131
Alhambra Health and Rehabilitation		131			131
THE WELLNESS CENTER AT LAKEWOOD RANCH		43	88	67%	131
MEYER PEDIATRICS		114	16	12%	130
CHARLES CROFT MD	1	127	2	2%	130
COQUINA CENTER		125	5	4%	130
MOOSEHAVEN LIFE CARE CENTER		130			130
ARDEN COURTS OF WEST PALM BEACH		125	5	4%	130
TGH URGENT CARE – TYRONE		3	126	98%	129
TRI-COUNTY NURSING HOME		117	12	9%	129
AVOW HOSPICE INC		129			129
PANAMA PHARMACY	3	108	18	14%	129
SUNRISE SENIOR LIVING OF JACKSONVILLE		120	9	7%	129
BMHSI-AEL MICROBIOLOGY LABORATORY	2	102	25	19%	129
QUICK CARE MED PL CR		80	49	38%	129
EMERALD COAST BEHAVIORAL HOSPITAL		122	7	5%	129
LIFESTREAM BEHAVIORIAL CENTER		104	25	19%	129
SOLARIS SENIOR LIVING OF MERRITT ISLAND		124	5	4%	129
MORTON PLANT HOSPITAL NURSING		2	127	98%	129
SEMINOLE SPORTS AND FAMILY MEDICINE		112	16	13%	128
THE CLUB AND REHABILITATION CENTER		126	1	1%	127
KINDRED HOSPITAL-BAY AREA-ST PETERSBURG LAB	1	120	6	5%	127
SHOAL CREEK REHABILITATION CENTER		85	42	33%	127
SOUTH LAKE PEDIATRICS		109	18	14%	127
IQBAL A FARUQUI MD		93	34	27%	127
GESSLER CLINIC PA		98	29	23%	127
FLORIDA DEPARTMENT OF HEALTH IN LAKE COUNTY	1	79	47	37%	127
HILLSBOROUGH COUNTY DEVELOPMENTAL CTR	1	117	9	7%	127
LATE HOURS URGENT CARE		66	61	48%	127
PRIME HEALTH OF NORTH PORT LLC		106	21	17%	127
THE COURTYARD ASSISTED LIVING		123	4	3%	127
TALLAHASSEE VA OPC		118	8	6%	126
Winter Park Care and Rehab		125	1	1%	126
TIFFANY HALL NURSING AND REHAB CENTER		117	9	7%	126
PALMS EDGE	1	116	8	6%	125
VITAS HEALTHCARE CORP OF FLORIDA		124	1	1%	125
WINDERMERE MEDICAL CENTER		119	6	5%	125
TREASURE COAST URGENT & FAMILY CARE		88	37	30%	125
PUTNAM COUNTY SHERIFFS OFFICE		115	10	8%	125
BROOKDALE PALM COAST		125			125
THREE OAKS PHARMACY INC		112	13	10%	125
HOSPICE OF MARTIN & ST LUCIE, INC		122	3	2%	125
FLORIDA ATLANTIC UNIVERSITY		116	8	6%	124
MONTEFIORE MEDICAL CENTER LABORATORIES - MOSES		114	10	8%	124
ISLAND URGENT CARE PLLC DBA AFC URGENT CARE		123	1	1%	124



# COVID-19: testing by laboratory

Data through May 5, 2021 verified as of May 6, 2021 at 09:25 AM

Data in this report are provisional and subject to change.

The numbers in the table below represent the number of Florida and non-Florida residents for whom test results were received by the Department of Health. A person can be tested by more than one laboratory and can have both positive and negative results. **Therefore, the sum of the numbers in each column will be larger than the total number of people tested.**

Reporting lab	Inconclusive	Negative	Positive	Percent positive	Total
NORTH FL SOUTH GA HCS-MALCOM RANDALL VAMC			124	100%	124
GIBBENS FAMILY MEDICAL, LLC		104	20	16%	124
ARBOR GLEN AT ARBOR TRACE	2	113	9	7%	124
Mt Sinai Aventura			124	100%	124
WESTCHESTER MEDICAL CENTER	1	118	5	4%	124
ADVENT HEALTH CENTRA CARE - BRANDON		31	93	75%	124
ARDEN COURTS OF SARASOTA		105	18	15%	123
PSL NAPLES BH OPERATIONS, LLC		123			123
FHMG LAKE MARY PEDS		107	16	13%	123
PICH KTM CORP DBA MEDTOWN PHARMACY		106	17	14%	123
GENEDX		48	75	61%	123
EC OPCO CARROLLWOOD LLC		116	7	6%	123
UNIVERSTIY CENTER MEDICAL LLC DBA	1	116	6	5%	123
Golfview Healthcare Center		117	6	5%	123
MINUTECLINIC DIAGNOSTIC OF RHODE ISLAND, LLC #729		119	4	3%	123
CITRUS MEMORIAL HEALTH SYSTEM LAB		2	121	98%	123
UNIVERSITY COMMUNITY HOSPITAL		106	16	13%	122
ADVANCED EMURGENT CARE		28	94	77%	122
PHYSICIANS REGIONAL CLINIC		92	30	25%	122
PARKVIEW HEALTH		121	1	1%	122
Crystal Health & Rehab Center		115	6	5%	121
BROOKDALE JENSEN BEACH		118	3	2%	121
DOCTORS CENTER PA,THE		105	16	13%	121
URGENT CARE TCMA			121	100%	121
PINELLAS COUNTY JAIL			121	100%	121
AESTHETIC SURGERY CENTER OF WINTER PARK, THE	3	113	5	4%	121
Sandy Ridge Center for Rehabilitation and Healing		100	21	17%	121
FHMG- FLORIDA HOSPITAL MEDICAL GROUP		107	14	12%	121
ADVENTHEALTH MEDICAL GROUP PRIMARY CARE		112	9	7%	121
FLAGLER COLLEGE HEALTH SERVICES		86	34	28%	120
ARBOR TERRACE ORTEGA LLC	2	116	2	2%	120
J FRANK AVEY MD		93	27	23%	120
VIERA HOSPITAL			120	100%	120
MY CLINICAL LAB INC		17	103	86%	120
HOBDAIRI FAMILY HEALTH LLC		83	37	31%	120
HOSPICE OF THE EMERALD COAST INC - PANAMA CITY	2	111	7	6%	120
MATHISON RETIREMENT COMMUNITY		114	5	4%	119
MED ONE AT SAINT AUGUSTINE		87	32	27%	119
Hialeah Nursing And Rehabilitation Center		113	6	5%	119
RDX BIOSCIENCE		60	59	50%	119
COASTAL HEALTH AND REHAB		110	9	8%	119
VILLAS OF HOLLY BROOK - BRADENTON 14TH		116	2	2%	118
UNIVERSITY HEALTH SYSTEM INC		107	11	9%	118
ISLAND DOCTORS		23	95	81%	118
BROWARD HEALTH CORAL SPRINGS EPIDEMIOLOGY DEPT		1	117	99%	118
CSL PLASMA INC		11	107	91%	118
TUSCAN ISLE OPERATING COMPANY LLC DBA		114	4	3%	118

# COVID-19: testing by laboratory

Data through May 5, 2021 verified as of May 6, 2021 at 09:25 AM

Data in this report are provisional and subject to change.

The numbers in the table below represent the number of Florida and non-Florida residents for whom test results were received by the Department of Health. A person can be tested by more than one laboratory and can have both positive and negative results. **Therefore, the sum of the numbers in each column will be larger than the total number of people tested.**

Reporting lab	Inconclusive	Negative	Positive	Percent positive	Total
PATRICK AIR FORCE BASE		7	111	94%	118
GRAND OAKS OF JENSEN BEACH LLC□		113	5	4%	118
SH HERON EAST LLC□		103	15	13%	118
MINUTECLINIC DIAGNOSTIC OF OHIO LLC		95	22	19%	117
DELAND WELLNESS CENTER			117	100%	117
LENOX HILL HOSPITAL		108	9	8%	117
NEIGHBORHOOD MEDICAL CENTER		112	5	4%	117
PALM BAY HOSPITAL			117	100%	117
BROOKDALE COLONIAL PARK	2	114	1	1%	117
MD 365 MEDICAL CARE		116	1	1%	117
WESTWOOD NURSING & REHAB		82	34	29%	116
BELVEDERE COMMONS OF FORT WALTON BEACH		106	10	9%	116
BAY PINES MEDICAL ASSOCIATES		1	115	99%	116
CONSULATE HEALTH CARE OF SARASOTA□	1	115			116
LEE COUNTY SCHOOL DISTRICT	1	108	7	6%	116
CAREATC		30	86	74%	116
THE POINTE AT CEDAR PARK		114	1	1%	115
CARE CENTERS OF NASSAU, LLC - HENDRICKS RD		114	1	1%	115
BLISS HEALTHCARE SERVICES	1	89	25	22%	115
TREASURE COAST FORENSIC TREATMENT CTR		94	21	18%	115
TREASURE COAST PEDIATRICS PA		108	7	6%	115
TREASURE COAST PRIMARY CARE		93	22	19%	115
TROPICANA MANUFACTURING COMPANY INC		108	7	6%	115
CAN COMMUNITY HEALTH		113	2	2%	115
SOUTH BALDWIN MEDICAL CENTER GULF SHORES		92	23	20%	115
CABANA AT JENSEN DUNES, THE		111	4	3%	115
SUNFLOWER SPRINGS ASSISTED LIVING		105	10	9%	115
TREASURE COAST MEDICAL ASSOCIATES		4	111	97%	115
ST JOSEPHS HOSPITAL SOUTH HOSPITAL		1	113	99%	114
Courtyards of Orlando Care Center		102	12	11%	114
UNIVERSITY MEDICAL CENTER SUITES		100	14	12%	114
ELAN BUENA VISTA		97	17	15%	114
G & R HEALTH MART PHARMACY		93	20	18%	113
VRL EUROFINS - HAWAII		112			112
CAREMOUNT MEDICAL - PATHOLOGY		108	4	4%	112
CLEVELAND CLINIC FOUNDATION		12	100	89%	112
ALLIED HEALTH FORT PIERCE		112			112
NORTH SHORE MEDICAL LABS	1	104	7	6%	112
TOTAL CARE PLUS LLC			111	100%	111
ALL MY KIDS PEDIATRICS INC		78	33	30%	111
MG PORT CHARLOTTE II SUBTENANT LLC		99	12	11%	111
PM PEDIATRICS		98	13	12%	111
SMS DO PA		93	18	16%	111
MINUTECLINIC DIAGNOSTIC OF SOUTH CAROLINA, LLC		91	20	18%	111
ENCOMPASS HEALTH REHABILITATION HOSPITAL OF LARGO		108	3	3%	111
HARBORCHASE OF NAPLES		97	14	13%	111
MEDSTAR LABORATORY INC	6	103	1	1%	110

# COVID-19: testing by laboratory

Data through May 5, 2021 verified as of May 6, 2021 at 09:25 AM

Data in this report are provisional and subject to change.

The numbers in the table below represent the number of Florida and non-Florida residents for whom test results were received by the Department of Health. A person can be tested by more than one laboratory and can have both positive and negative results. **Therefore, the sum of the numbers in each column will be larger than the total number of people tested.**

Reporting lab	Inconclusive	Negative	Positive	Percent positive	Total
AU HEALTH		94	16	15%	110
LAKE HOUSE ASSISTED LIVING		93	17	15%	110
EXPRESS DOCS LLC		11	98	90%	109
BRANDYWYNE HEALTH CARE CENTER		107	2	2%	109
WHITE PLAINS HOSPITAL CENTER LAB		105	4	4%	109
RARITAN BAY PERTH AMBOY		100	9	8%	109
ENCOMPASS HEALTH REHABILITATION HOSPITAL		108	1	1%	109
Riviera Health Resort		108	1	1%	109
GUIDEWELL EMERGENCY MEDICINE DOCTORS LLC		69	40	37%	109
Cross Landings Health and Rehabilitation		101	7	6%	108
COLONY CARE CENTER		92	16	15%	108
BAPTIST MEDICAL CENTER SOUTH		86	22	20%	108
ASHRAF MEDICAL GROUP PLLC DBA PULSE MD		105	3	3%	108
North Lake Care Center		107	1	1%	108
EVANS HEALTH CARE		106	2	2%	108
NAVY HOSPITAL			107	100%	107
BAY VIEW HEALTHCARE		85	22	21%	107
CHILDRENS CLINIC		56	51	48%	107
Ocala Oaks Rehabilitation Center		101	6	6%	107
MENORAH HOUSE		106	1	1%	107
AFTER HOURS PEDIATRICS			106	100%	106
HEART OF FLORIDA REGIONAL MED CTR		35	71	67%	106
VILLAGES VA CBOC	2	98	6	6%	106
ELMCROFT OF BELLA VITA		98	8	8%	106
BROOKDALE CANOPY OAKS		74	32	30%	106
325TH MEDICAL GROUP		87	19	18%	106
NORTH FLORIDA EVALUATION AND TREATMENT CENTER	2	99	5	5%	106
MAJESTIC OAKS		102	3	3%	105
ST PETERSBURG PEDIATRICS-SEMINOLE		92	13	12%	105
LECONTE MEDICAL CENTER LAB		86	19	18%	105
ENCOMPASS HEALTH REHABILITATION HOSPITAL OF SARASOTA		104	1	1%	105
WE SCREEN LLC		99	6	6%	105
MEDICAL CONSULTANTS OF FLORIDA DBA	1	90	14	13%	105
MIAMI BEACH COMMUNITY HEALTH CENTER		2	103	98%	105
GRACE MEDICAL HOME		85	19	18%	104
ST MARK ASSISTED LIVING CENTER	1	91	12	12%	104
KALEIDA HEALTH CENTER FOR LABORATORY		98	6	6%	104
PORT CHARLOTTE REHABILITATION CENTER		90	14	13%	104
PEDIATRIC CARE CENTER- JACKSONVILLE BEACH		75	29	28%	104
GRANDE, THE	2	98	4	4%	104
EAST RIDGE RETIREMENT VILLAGE INC		104			104
PREDICTIVE LABORATORIES, INC	1	90	13	13%	104
LPG PRIMARY CARE AT SURFSIDE		91	13	13%	104
WALGREENS CO		93	11	11%	104
ORLANDO LUTHERAN TOWERS ASSISTED LIVING		104			104
DOUGLAS T JACOBSON STATE VETERANS HOME		104			104
VISTA MANOR		92	12	12%	104

# COVID-19: testing by laboratory

Data through May 5, 2021 verified as of May 6, 2021 at 09:25 AM

Data in this report are provisional and subject to change.

The numbers in the table below represent the number of Florida and non-Florida residents for whom test results were received by the Department of Health. A person can be tested by more than one laboratory and can have both positive and negative results. **Therefore, the sum of the numbers in each column will be larger than the total number of people tested.**

Reporting lab	Inconclusive	Negative	Positive	Percent positive	Total
NORTH CENTRAL BRONX HOSPITAL		98	5	5%	103
SUNSHINE GARDENS		102	1	1%	103
COASTAL LABORATORIES OF FLORIDA		89	13	13%	102
HENNEPIN HEALTHCARE LABORATORY		102			102
BROOKDALE VERO BEACH SOUTH AL		101	1	1%	102
CENTRAL FLORIDA HEALTH CARE		47	55	54%	102
PruittHealth Fleming Island		87	15	15%	102
Gulfport Rehabilitation Center		99	3	3%	102
MAIN STREET MEDICAL CENTER OF CRESTVIEW PA		78	24	24%	102
PUBLIC SQUARE PHARMACY LLC		81	21	21%	102
MACADAMS HOME HEALTH AGENCY		100	1	1%	101
CCS - BROWARD COUNTY JAIL		94	7	7%	101
HAWTHORN HOUSE☐		87	14	14%	101
GLOBAL CENTRAL LABS AT PPD	2	88	10	10%	100
EMERALD COAST CENTER		96	4	4%	100
LAFAYETTE NURSING AND REHABILITATION CENTER		98	2	2%	100
PENNSYLVANIA DEPT OF HEALTH		21	79	79%	100
MILLENIA ADVANCED SCIENTIFIC LLC		49	51	51%	100
SHERMAN-ABRAMS LABORATORY INC		93	7	7%	100
Consulate Health Care of Port Charlotte		98	2	2%	100
Consulate Health Care of Jacksonville		85	14	14%	99
DEVANSH LAB WERKS INC		79	20	20%	99
CRESTVIEW URGENT CARE	1	20	78	79%	99
ALL CARE URGENT CARE			99	100%	99
PANIRA HEALTHCARE CLINIC		2	97	98%	99
HUNTSVILLE HOSPITAL LABORATORY		71	28	28%	99
SEMINOLE COUNTY HEALTH DEPARTMENT		79	19	19%	98
KORGENE LAB	1	28	69	70%	98
VALLEY MEDICAL CENTER		91	7	7%	98
GOOD HEARTS COVID TESTING		55	43	44%	98
LANDMARK, THE		48	50	51%	98
PLAZA OF HALLANDALE BEACH		98			98
PRIMECARE AT TWIN LAKES		2	96	98%	98
FLORIDA COMMUNITY HEALTH CENTERS INC			98	100%	98
URINEGOODHANDS LLC		96	2	2%	98
ARBOR TRAIL		77	20	21%	97
CVS NY4098030POCT NEW YORK		96	1	1%	97
MINNESOTA TWINS		92	5	5%	97
WINDSOR OAKS		96	1	1%	97
HURLBURT FIELD CLINIC		39	58	60%	97
HEALTH CENTERS AT BRENTWOOD		96	1	1%	97
MIRIMUS CLINICAL LABS	2	42	53	55%	97
SIGNATURE HEALTHCARE OF MIDDLEBURG		95	2	2%	97
SUPERIOR RESIDENCES OF LECANTO		82	15	15%	97
RIDGEWOOD DIAGNOSTIC LABORATORY		92	5	5%	97
PEDIATRIC ASSOCIATES ORLANDO		82	14	15%	96
JOHN KNOX VILLAGE OF FLORIDA ALF	1	91	4	4%	96

# COVID-19: testing by laboratory

Data through May 5, 2021 verified as of May 6, 2021 at 09:25 AM

Data in this report are provisional and subject to change.

The numbers in the table below represent the number of Florida and non-Florida residents for whom test results were received by the Department of Health. A person can be tested by more than one laboratory and can have both positive and negative results. **Therefore, the sum of the numbers in each column will be larger than the total number of people tested.**

Reporting lab	Inconclusive	Negative	Positive	Percent positive	Total
MARKET STREET VIERA		95	1	1%	96
QPS, LLC		93	3	3%	96
CareATC - Jackson	14	82			96
STONY BROOK UNIVERSITY MEDICAL CENTER		82	14	15%	96
BAYSHORE MEMORY CARE		96			96
BARRY UNIVERSITY STUDENT HEALTH SERVICES		52	44	46%	96
LABFIRST - DEPARTMENT OF PATHOLOGY		92	4	4%	96
INFINITY BIOLOGIX LLC OAKDALE		90	5	5%	95
GOLFCREST HEALTHCARE CENTER		95			95
CROSS CITY REHABILITATION AND HEALTH CARE CENTER		72	23	24%	95
WORLD OF PEDIATRICS LLC		87	8	8%	95
ADVENT HEALTH CENTRA CARE - EAST ORLANDO		65	30	32%	95
ALTAMONTE PEDIATRIC ASSOCIATES		31	64	67%	95
THE TERRACE OF KISSIMMEE		80	15	16%	95
VANDERBILT UNIVERSITY MEDICAL CENTER		86	9	9%	95
EAST ALABAMA MEDICAL CENTER LABORATORY		83	12	13%	95
ADVENT HEALTH CENTRA CARE - WATERMAN		79	15	16%	94
ERIE COUNTY MEDICAL CTR CLINICAL LABS		90	4	4%	94
ROSECASTLE AT DELANEY CREEK		93	1	1%	94
DIAGNOSTIC SOLUTIONS		3	91	97%	94
A COUNTRY PLACE ASSISTED LIVING FACILITY		92	2	2%	94
CATHOLIC HEALTH SERVICES REGIONAL LAB		86	8	9%	94
NEW SMYRNA BEACH URGENT CARE			94	100%	94
BRIDGEVIEW CENTER LLC		81	13	14%	94
Conway Lakes Health and Rehabilitation Center		93	1	1%	94
FLORIDA MEDICAL CLINIC - MULTI SPECIALTY CAMPUS		53	40	43%	93
KINDRED AT HOME		84	9	10%	93
CATHOLIC HEALTH SYSTEM DEPT LABORATORY		89	4	4%	93
PRESERVE AT PALM AIRE	3	90			93
CALADIUM PEDIATRICS		79	14	15%	93
CENTURY CENTER FOR REHABILITATION & HEALING		74	18	20%	92
DAVITA LABORATORY		69	23	25%	92
BISHOP GRADY VILLAS		90	2	2%	92
LAKE GIBSON VILLAGE, LLC		89	3	3%	92
SUWANNEE COUNTY SHERIFF OFFICE		89	3	3%	92
FLORIDA PEDIATRIC GROUP		31	61	66%	92
Baldwin Pediatrix		81	11	12%	92
MAGNOLIA DIAGNOSTIC		2	90	98%	92
JESSIE TRICE COMMUNITY HEALTH SYSTEM, INC		75	17	18%	92
DEBARY HEALTH AND REHABILITATION CENTER		88	3	3%	91
SUN CLINICAL LABORATORIES		90	1	1%	91
HERON CLUB AT PRESTANCIA		89	2	2%	91
CVS MINUTE CLINIC		3	88	97%	91
SONORAN DESERT PATHOLOGY ASSOCIATES		3	88	97%	91
INSTITUTE OF PATHOLOGY KINGS COUNTY		88	3	3%	91
LAKELAND REGIONAL HEALTH GATEWAY CENTER		65	26	29%	91
NAPHCARE INC		85	6	7%	91



# COVID-19: testing by laboratory

Data through May 5, 2021 verified as of May 6, 2021 at 09:25 AM

Data in this report are provisional and subject to change.

The numbers in the table below represent the number of Florida and non-Florida residents for whom test results were received by the Department of Health. A person can be tested by more than one laboratory and can have both positive and negative results. **Therefore, the sum of the numbers in each column will be larger than the total number of people tested.**

Reporting lab	Inconclusive	Negative	Positive	Percent positive	Total
BAHIA OAKS LODGE		85	6	7%	91
PARK OF THE PALMS INC		90	1	1%	91
COOPER FAMILY MEDICAL PLLC		71	20	22%	91
AVERO DIAGNOSTICS		67	24	26%	91
JENNIFER J CHIAVETTA-GRLSANTI DC		74	17	19%	91
PROMEDICA SENIOR LIVING		86	5	5%	91
MEDRITE URGENT CARE		77	14	15%	91
Lanier Rehab		64	26	29%	90
KEYS MEDICAL GROUP			90	100%	90
Summit Medical Group, Pa Db a Citymd		83	7	8%	90
MANATEE COUNTY JAIL		89	1	1%	90
Winter Garden Rehab and Nursing Facility		79	11	12%	90
MD 365 MEDICAL CARE PLLC		90			90
JERICOHO URGENT CARE		85	4	4%	89
ARLINGTON OF NAPLES INC, THE		89			89
MIAMI SHORES NURSING & REHAB		89			89
ST VINCENT'S BIRMINGHAM		82	7	8%	89
STUART LODGE LIVING LLC		66	23	26%	89
NORTH FLORIDA SPINE AND WELLNESS		69	20	22%	89
FREEDOM INN AT TARPON SPRINGS		82	7	8%	89
MEDICAL PAVILION CLINIC		66	23	26%	89
PERSONAL PEDIATRICS		78	11	12%	89
EVENTEST, LLC		87	2	2%	89
ATRIUM AT LIBERTY PARK□		85	4	4%	89
ACE BIOMEDICAL LABS LLC		74	15	17%	89
BAYLOR GENETICS		75	13	15%	88
MULBERRY CARE CENTER		75	13	15%	88
LABCORP		24	64	73%	88
SIMEDHEALTH LLC		75	13	15%	88
1ST PRIORITY LAB SERVICES		73	15	17%	88
GOVERNOR'S CREEK HEALTH & REHABILITATION		87	1	1%	88
EISENHOWER ARMY MEDICAL CENTER		80	7	8%	87
CHAMBREL AT ISLAND LAKE		83	4	5%	87
ADVENT HEALTH - CENTRAL PASCO ER		74	13	15%	87
CAMPBELL URGENT CARE		15	72	83%	87
BRANDON HEALTH AND REHABILITATION CENTER	1	85	1	1%	87
CLYDE E LASSEN STATE VETERANS NURSING HOME		62	25	29%	87
BEACHES PEDIATRICS PA		82	5	6%	87
PACIFIC ANALYTICS			87	100%	87
UNIVERSITY OF NEW MEXICO HOSPITAL		87			87
PLYMOUTH HOME FOR ADULTS, INC.	8	78	1	1%	87
EMERGENCY PHYSICIANS MEDICAL CENTER LLC		64	23	26%	87
NORTHWESTERN UNIVERSITY CORP		86	1	1%	87
WALGREENS 2941		83	4	5%	87
SANTA BARBARA CARE CENTER		65	22	25%	87
HUNTINGTON HOSPITAL LABORATORY		84	3	3%	87
WALGREENS #12673		82	4	5%	86

# COVID-19: testing by laboratory

Data through May 5, 2021 verified as of May 6, 2021 at 09:25 AM

Data in this report are provisional and subject to change.

The numbers in the table below represent the number of Florida and non-Florida residents for whom test results were received by the Department of Health. A person can be tested by more than one laboratory and can have both positive and negative results. **Therefore, the sum of the numbers in each column will be larger than the total number of people tested.**

Reporting lab	Inconclusive	Negative	Positive	Percent positive	Total
BREVARD HEALTH ALLIANCE INC		83	3	3%	86
CONCENTRA - FT LAUDERDALE - COMMERCIAL BLVD		85	1	1%	86
MISIR DRUGS LLC		70	16	19%	86
BRILLIANCE ASSISTED LIVING		69	17	20%	86
SUNCOAST TECHNICAL COLLEGE SCHOOL OF HEALTH		86			86
DISCOVERY VILLAGE AT THE FORUM		86			86
PENSACOLA DEVELOPMENTAL CENTER		67	19	22%	86
LEVY COUNTY DEPARTMENT OF HEALTH		61	24	28%	85
MEADOWCREST FAMILY PHYSICIANS PA	1	60	24	28%	85
DELCARE PA		68	17	20%	85
ARBOR OAKS AT TYRONE	9	74	2	2%	85
PRMG - EAST NAPLES	1	73	11	13%	85
AR ANESTHESIA LLC		83	2	2%	85
MEDEXPRESS - BLOOMIN BRANDS		65	20	24%	85
W. FRANK WELLS NURSING HOME		84	1	1%	85
LAKE HOWELL FAMILY MEDICINE ASSOCIATES		70	15	18%	85
AESTHETIC ENHANCEMENTS		84			84
DAVENPORT PEDIATRICS CLERMONT PA		76	8	10%	84
PANCARE HEALTH - FREEPORT CLINIC SUITE B		75	9	11%	84
NITE LITE PEDIATRICS - JACKSONVILLE		76	8	10%	84
LONG TERM CARE OF JAY, LLC		63	21	25%	84
PEDIATRIC SERVICES OF AMERICA INC		79	5	6%	84
PINES OF SARASOTA GARDEN		84			84
ST VINCENTS PRIMARY CARE		75	8	10%	83
ROYAL CARE OF AVON PARK		80	3	4%	83
LABCORP EMPLOYER SERVICES		82	1	1%	83
BROWARD HEALTH MEDICAL CENTER CLINICAL LAB			83	100%	83
LAKE SHERIFF		63	20	24%	83
MID FLORIDA PRIMARY CARE PA		69	14	17%	83
CANOPY ON BERRYHILL, THE		51	32	39%	83
Lexington Health and Rehabilitation Center		82			82
THE PAVILION FOR HEALTH CARE		72	10	12%	82
HOLMES COUNTY HEALTH DEPARTMENT	1	68	13	16%	82
LAB		29	52	64%	81
GRAND ST PAUL CVS		79	2	2%	81
ECOLAB GROUP		45	36	44%	81
CENTRAL FLORIDA PEDIATRICS		38	43	53%	81
BIO-TECH CLINICAL LABORATORIES		41	40	49%	81
LAB PLUS, LLC AT SAINT THOMAS WEST HOSPITAL		67	14	17%	81
WEST VOLUSIA FAMILY AND SPORTS MEDICINE		75	6	7%	81
MEDCOR CORPORATE CLINIC		80	1	1%	81
TAMPA BAY CONCIERGE DOCTOR, LLC		78	3	4%	81
BioReference Laboratories, Inc		9	71	89%	80
PRODUCTION HEALTH SAFETY MANAGEMENT		78	2	3%	80
FLORIDA MEDICAL CLINIC PA		55	25	31%	80
PREMIUM HEALTH SERVICES OF TAMPA BAY LLC		50	30	38%	80
BALMORAL TENANT SERVICES INC	1	43	36	45%	80

# COVID-19: testing by laboratory

Data through May 5, 2021 verified as of May 6, 2021 at 09:25 AM

Data in this report are provisional and subject to change.

The numbers in the table below represent the number of Florida and non-Florida residents for whom test results were received by the Department of Health. A person can be tested by more than one laboratory and can have both positive and negative results. **Therefore, the sum of the numbers in each column will be larger than the total number of people tested.**

Reporting lab	Inconclusive	Negative	Positive	Percent positive	Total
LAKE CITY VA MEDICAL CENTER			80	100%	80
THE TRADITION OF THE PALM BEACHES		76	3	4%	79
VETERANS AFFAIRS MEDICAL CENTER - PALO ALTO		28	51	65%	79
CBS LABS OF TAMPA LLC		3	76	96%	79
NORTH SHORE UNIVERSITY HOSPITAL LABORATORY		72	7	9%	79
EDGEWATER AT WATERMAN VILLAGE		78	1	1%	79
MICHAEL AKPEKE MD		70	9	11%	79
REHAB AND HEALTHCARE CENTER OF CAPE CORAL		79			79
CENTRAL BALDWIN IMMEDIATE CARE & FAMILY PRACTICE		61	18	23%	79
BOND CLINIC PA		46	33	42%	79
SIMED LABORATORY		63	16	20%	79
JACOBI MEDICAL CENTER		73	5	6%	78
JOHN D ARCHBOLD MEMORIAL HOSPITAL		75	3	4%	78
PANCARE HEALTH - MALONE CLINIC		71	7	9%	78
GEORGE E WEEMS MEMORIAL HOSPITAL LAB		65	13	17%	78
BAYCARE MEDICAL GROUP		71	7	9%	78
NEW MEXICO STATE PUBLIC HEALTH DIVISION		78			78
LAKE MORTON PLAZA□		75	3	4%	78
DOH-WEST PALM BEACH BRANCH LABORATORY		3	75	96%	78
STUART REHABILITATION AND HEALTHCARE		62	16	21%	78
NOMI HEALTH LAB SERVICES LLC		8	69	90%	77
ORANGE CITY NURSING AND REHAB		75	2	3%	77
CLEARWATER PAIN MANAGEMENT ASSOCIATES		75	2	3%	77
ROCKLEDGE REGIONAL MEDICAL CENTER		36	41	53%	77
STONY BROOK SOUTHAMPTON		75	2	3%	77
DEVELOPMENTAL DISABILITIES DEFENDANT PROGRAM		75	2	3%	77
PALM RIVER COMMUNITY HEALTH CENTER		68	9	12%	77
OCOEE PEDIATRICS		69	8	10%	77
THE GOOD SHEPARDS OF DELAND-WEST		76	1	1%	77
ADVENTHEALTH MEDICAL GROUP MULTISPECIALTY			77	100%	77
BOND CLINIC DR ELDEEB		38	39	51%	77
HEALTH FIRST - PALM BAY HOSPITAL		2	75	97%	77
WALGREENS 9627		71	6	8%	77
BARNETT PARK□		2	75	97%	77
WINDSOR REFLECTIONS		75	1	1%	76
ROSECASTLE OF JACKSONVILLE LLC		74	2	3%	76
DYNAMIC MEDICAL USA			76	100%	76
LEE MEMORIAL HEALTH SYSTEM D/B/A LEE COMMUNITY		70	6	8%	76
CLINICAL PATHOLOGY ASSOCIATES-SONIC REFERENCE LAB		76			76
S-H THIRTY-FIVE OPCO- PORT ST LUCIE, LLC	1	75			76
SUNCOAST OPTIMAL WELLNESS		23	53	70%	76
THOMAS INTERNAL MEDICINE		64	12	16%	76
MOBILE PHYSICIAN SERVICES INC		68	8	11%	76
ORTHOPAEDIC SURGERY CENTER		76			76
PROMEDICA LABORATORIES		21	55	72%	76
ASSOCIATED CLINICAL LABORATORIES		68	8	11%	76
MICHAEL A VENAZIO MD		71	4	5%	75

# COVID-19: testing by laboratory

Data through May 5, 2021 verified as of May 6, 2021 at 09:25 AM

Data in this report are provisional and subject to change.

The numbers in the table below represent the number of Florida and non-Florida residents for whom test results were received by the Department of Health. A person can be tested by more than one laboratory and can have both positive and negative results. **Therefore, the sum of the numbers in each column will be larger than the total number of people tested.**

Reporting lab	Inconclusive	Negative	Positive	Percent positive	Total
ATLAN		66	9	12%	75
AHMG SURGICAL SPECIALIST		75			75
ELLKAY HEALTHCARE DATA PLUMBERS	52	19	4	5%	75
ADVENTHEALTH EXPRESSCARE		45	30	40%	75
HEARTLAND PEDIATRIC ASSOCIATES		64	11	15%	75
MINUTECLINIC DIAGNOSTIC OF KANSAS, PA		66	9	12%	75
BROWARD HEALTH MEDICAL CENTER		3	72	96%	75
ARTHREX MEDICAL CENTER		44	31	41%	75
WATERCREST ST LUCIE WEST	1	69	5	7%	75
ORLANDO CLINICAL RESEARCH CENTER		72	3	4%	75
ST JOSEPHS CHILDRENS OUTREACH		1	74	99%	75
MINUTECLINIC DIAGNOSTIC OF NEW JERSEY		67	8	11%	75
BROOKDALE OVIEDO		72	2	3%	74
SOS MOBILE MEDICAL CARE LLC		62	12	16%	74
LUTHERAN HAVEN ASSISTED LIVING		74			74
LEE COMMUNITY HEALTHCARE - LEHIGH		63	11	15%	74
GV NAPLES OPCO, LLC		73	1	1%	74
NOAH CLINICAL LABORATORY		63	11	15%	74
NORTH FLORIDA PEDIATRICS		57	17	23%	74
SCOTT LAKE HEALTH AND REHABILITATION CENTER		71	3	4%	74
OAK MANOR NURSING HOME		70	4	5%	74
EC OPCO PENSACOLA, LLC		73	1	1%	74
HARMONY CLINIC		1	73	99%	74
NORTH FLORIDA PHARMACY		65	9	12%	74
MED EXPRESS		6	67	92%	73
TITUSVILLE FAMILY PRACTICE		17	56	77%	73
MD LABS		46	27	37%	73
DISCOVERY VILLAGE AT PALM BEACH GARDENS		71	2	3%	73
CONSULATE HEALTH CARE - LAKE MARY		72	1	1%	73
TOWERS HOME CARE☐		69	4	5%	73
EVIVIA		70	3	4%	73
URGENT CARE USA LLC		2	71	97%	73
CRAIG BERGER MD PL D/B/A BAY AREA EYE INSTITUTE		72			72
SUMTER PEDIATRICS		67	5	7%	72
HAVEN OF OUR LADY OF PEACE		72			72
PANCARE HEALTH - JACKSON COUNTY		59	13	18%	72
AMMON LABS		61	10	14%	71
Stratford Court of Palm Harbor		61	10	14%	71
INN AT ASTON GARDENS AT PELICAN POINTE,THE		67	4	6%	71
Salerno Bay Health & Rehabilitation Center		61	10	14%	71
ADVENT HEALTH - LAKE MARY		61	10	14%	71
KESHAV RX LLC		58	13	18%	71
ADVANCED LAB		67	4	6%	71
STERLING HOUSE OF TALLAHASSEE	3	62	6	8%	71
INDIGO MANOR☐		22	49	69%	71
Grand Villa of Clearwater		65	6	8%	71
CL BRUMBACK PRIMARY CARE CLINICS		17	54	76%	71

# COVID-19: testing by laboratory

Data through May 5, 2021 verified as of May 6, 2021 at 09:25 AM

Data in this report are provisional and subject to change.

The numbers in the table below represent the number of Florida and non-Florida residents for whom test results were received by the Department of Health. A person can be tested by more than one laboratory and can have both positive and negative results. **Therefore, the sum of the numbers in each column will be larger than the total number of people tested.**

Reporting lab	Inconclusive	Negative	Positive	Percent positive	Total
FAST PACE MEDICAL CLINIC, PLLC		60	11	15%	71
ISLAND COAST PEDIATRICS		62	8	11%	70
EAST HILL PHARMACY		51	19	27%	70
ORLANDO COVID TEST , LLC		62	8	11%	70
USF HEALTH MORSANI CENTER		5	65	93%	70
SUNCOAST COMMUNITY HEALTH CENTERS PEDIATRICS		21	49	70%	70
CITY OF OCALA EMPLOYEE HEALTH AND WELLNESS CENTER		63	7	10%	70
Highlands Regional Hospital		63	7	10%	70
SUMMIT AT VENICE	2	63	5	7%	70
LPG PRIMARY CARE AT PINE ISLAND		57	13	19%	70
INTERNAL MEDICINE ASSOCIATES PA		65	5	7%	70
CP/AIG PENSACOLA DEVELOPMENT LLC		67	3	4%	70
MEMORIAL MANOR		69			69
HERITAGE HEALTHCARE AND REHABILITATION CENTER		69			69
ERIC C MRSHAL, MD, PC #1842		66	3	4%	69
PARKSIDE INN	3	64	2	3%	69
FLORIDA HEALTH CARE DELAND			69	100%	69
LINCOLN MEDICAL AND MENTAL HEALTH CENTER		66	3	4%	69
WILSON MEMORIAL REGIONAL MEDICAL CENTER		65	4	6%	69
SAN JOSE SENIOR CARE LLC	1	43	25	36%	69
NORTH FLORIDA PEDIATRICS - JACKSONVILLE		63	6	9%	69
SAFARI PEDIATRICS PA		67	2	3%	69
PLANTATION GENERAL HOSPITAL CLINICAL LAB		26	43	62%	69
CAMP BOGGY CREEK		67	1	1%	68
AEL- MEMPHIS		17	51	75%	68
BIG BOCA SMILES LLC		66	2	3%	68
GENPATH			68	100%	68
TRINITY URGENT CARE		53	14	21%	67
SOMERBY OF SANTA ROSA BEACH		58	9	13%	67
FLORIDA HEALTH CARE		8	59	88%	67
PALM BAY URGENT CARE		28	39	58%	67
MEASE MANOR INC		63	4	6%	67
MINUTECLINIC DIAGNOSTIC OF SOUTH CAROL		61	6	9%	67
SAMFORD UNIVERSITY HEALTH SERVICES		66	1	1%	67
APC PEDIATRICS AT RYE ROAD MEDICAL PARK		63	4	6%	67
BOND AND STEELE CLINIC, PA		53	14	21%	67
TROY REGIONAL MEDICAL CENTER		55	11	17%	66
FAMILY HEALTH CENTER		46	20	30%	66
OKEECHOBEE URGENT CARE		17	49	74%	66
SUNSHINE PEDIATRICS		65	1	2%	66
NEMOURS CHILDRENS PRIMARY CARE OVIEDO		51	15	23%	66
TGH URGENT CARE POWERED BY FAST TRACK			66	100%	66
VETERANS AFFAIRS MEDICAL CENTER - GULF COAST		27	39	59%	66
AMERICAN FAMILY MEDICAL		53	13	20%	66
NORTH FLORIDA MEDICAL CENTER		59	7	11%	66
MEDEX MEDICAL EXPRESS OF PALATKA			66	100%	66
ADVENT HEALTH CENTRA CARE - WINTER GARDEN		20	46	70%	66



# COVID-19: testing by laboratory

Data through May 5, 2021 verified as of May 6, 2021 at 09:25 AM

Data in this report are provisional and subject to change.

The numbers in the table below represent the number of Florida and non-Florida residents for whom test results were received by the Department of Health. A person can be tested by more than one laboratory and can have both positive and negative results. **Therefore, the sum of the numbers in each column will be larger than the total number of people tested.**

Reporting lab	Inconclusive	Negative	Positive	Percent positive	Total
ADVENT HEALTH - PALM COAST		2	64	97%	66
MINUTECLINIC DIAGNOSTIC OF HAWAII LLC		58	7	11%	65
Rehabilitation Center of the Palm Beaches		65			65
DOT DOC SARASOTA		59	6	9%	65
HERNANDO COUNTY FIRE RESCUE DISTRICT		31	34	52%	65
OUT OF STATE		40	25	38%	65
LAKE CO EMPLOYEE HEALTH AND WELLNESS CENTER		57	8	12%	65
HORIZON ALF		64	1	2%	65
CORAL GABLES HOSPITAL			65	100%	65
SUMMER VISTA ASSISTED LIVING		38	27	42%	65
BROOKDALE CENTRE POINTE	1	64			65
ERDOX		60	5	8%	65
NICEVILLE URGENT CARE		18	47	72%	65
LPG PULMONOLOGY-COCONUT POINT		55	10	15%	65
BIOREFERENCE LABORATORIES INC		11	54	83%	65
GOLDEN POND COMMUNITIES		65			65
EAST CENTRAL FLORIDA OUTPATIENT IMAGING		44	21	32%	65
WADSWORTH HEALTH CENTER		62	3	5%	65
NXGEN MDX		20	45	69%	65
ST FRANCIS HOSPITAL		57	8	12%	65
JOSEPH L MORSE GERIATRIC CENTER	2	59	3	5%	64
VIERA HEALTH AND REHABILITATION CENTER		62	2	3%	64
BAYOU GARDENS DUNEDIN LLC		64			64
SILVER LAKE PEDIATRICS PA		57	7	11%	64
LPG CONVENIENT CARE AT PINE ISLAND ROAD		58	6	9%	64
GREENLEAF ALF		63	1	2%	64
TRINITY AL SENIOR HOUSING LLC		45	19	30%	64
BRADFORD COUNTY HEALTH DEPARTMENT		63	1	2%	64
Bon Secours Maria Manor		58	6	9%	64
BIG BEND CARES, INC		55	8	13%	63
GRAND VILLA OF DEL RAY WEST		59	4	6%	63
CENTRA CARE – LAKE NONA		11	52	83%	63
MEDI CLINIC SARASOTA INC		62	1	2%	63
GREENSBORO PATHOLOGY LLC		51	12	19%	63
MINUTECLINIC, LLC		56	7	11%	63
AIR, LAND & SEA PHYSICALS & CONSULTATIONS, LLC		62	1	2%	63
BEEHIVE HOMES OF GULF BREEZE		47	16	25%	63
LISTENING DOCTOR PLLC, THE		55	8	13%	63
BURRY'S PHARMACY INC		38	25	40%	63
DAVID POSNACK JEWISH DAY SCHOOL		63			63
MICHIGAN DEPARTMENT OF HEALTH AND HUMAN SERVICES	1		62	98%	63
GILBERT MEDICAL GROUP		56	7	11%	63
MEDLOGIC LABORATORIES		3	60	95%	63
Palms at Ponte Vedra Assisted Living and Memory Care		60	3	5%	63
CINNAMON COVE ALF		62	1	2%	63
CARE CENTERS OF NASSAU LLC MINER ROAD SOUTH		62			62
DEPT OF VA MED CENTE-WEST PALM BEACH			62	100%	62

# COVID-19: testing by laboratory

Data through May 5, 2021 verified as of May 6, 2021 at 09:25 AM

Data in this report are provisional and subject to change.

The numbers in the table below represent the number of Florida and non-Florida residents for whom test results were received by the Department of Health. A person can be tested by more than one laboratory and can have both positive and negative results. **Therefore, the sum of the numbers in each column will be larger than the total number of people tested.**

Reporting lab	Inconclusive	Negative	Positive	Percent positive	Total
EMERALD COAST HOSPICE		61	1	2%	62
OVERLOOK HOSPITAL LABORATORY		57	5	8%	62
CAREATC INC BRANDON	15	43	4	6%	62
ADVENTHEALTH MEDICAL GROUP FAMILY MEDICINE		57	5	8%	62
EXPRESS CARE OF TAMPA BAY LLC		19	43	69%	62
EVAN R SHAPIRO MD PA		62			62
LAKE BUTLER HOSPITAL		56	6	10%	62
LAKELAND REGIONAL HEALTH		38	24	39%	62
TBI RESIDENTIAL SERVICES, INC.		51	11	18%	62
ST CLOUD PHYSICIAN MANAGEMENT LLC DBA ST CLOUD		28	34	55%	62
CDR MAGUIRE INC	1	7	54	87%	62
PREMISE HEALTH MIA		23	39	63%	62
MENTAL HEALTH CARE INC		53	9	15%	62
ADVENT HEALTH - MOUNT DORA		10	52	84%	62
CORNERSTONE PEDIATRICS		49	12	20%	61
WASHINGTON REHABILITATION AND NURSING CENTER		51	10	16%	61
TANVIR H SHAGAR NP		54	7	11%	61
SOUTHSIDE HOSPITAL NORTHWELL HEALTH LABORATORY		52	9	15%	61
S-H THIRTY FIVE OPCO - ORANGE CITY, LLC		51	10	16%	61
GRAND VILLA OF ALTAMONTE SPRINGS		54	7	11%	61
PERSONAL PEDIATRICS PA		57	4	7%	61
SIDDH INC DBA SAN CARLOS PHARMACY		57	4	7%	61
AVANTE OF MOUNT DORA INC		61			61
RITECARE MED CTR H			61	100%	61
CALHOUN COUNTY HEALTH DEPT		32	29	48%	61
INTERNAL MEDICINE SPECIALIST		55	6	10%	61
MARQUIS LABS, LLC		58	2	3%	60
PATIENTS CHOICE LAB OF IND, LLC		52	8	13%	60
PIERCE INSTRUMENTS INC		58	2	3%	60
WALGREENS #05625		55	5	8%	60
LONG ISLAND JEWISH MED CTR		54	6	10%	60
TWIN CREEKS ASSISTED LIVING & MEMORY CARE		57	3	5%	60
81ST MEDICAL GROUP		28	32	53%	60
MAUREEN OROURKE-FUTEY			60	100%	60
BARNES HEALTHCARE OF FLORIDA LLC		56	4	7%	60
WAVE CREST HEALTH AND REHABILITATION CENTER		57	3	5%	60
SONATA BOCA RATON		54	6	10%	60
CHILDREN'S HOSPITAL OF ALABAMA		59	1	2%	60
GRAND AVENUE RX			60	100%	60
THE PRESERVE AT CLEARWATER		58	2	3%	60
Grace Rehabilitation of Vero Beach		59	1	2%	60
TUKA PEDIATRICS		8	52	87%	60
INTERNAL LAB		50	10	17%	60
BOCA BIOLISTICS LLC		46	14	23%	60
DHMD		60			60
BIOTECH		52	7	12%	59
PINELLAS PARK FIRE DEPARTMENT		56	3	5%	59

# COVID-19: testing by laboratory

Data through May 5, 2021 verified as of May 6, 2021 at 09:25 AM

Data in this report are provisional and subject to change.

The numbers in the table below represent the number of Florida and non-Florida residents for whom test results were received by the Department of Health. A person can be tested by more than one laboratory and can have both positive and negative results. **Therefore, the sum of the numbers in each column will be larger than the total number of people tested.**

Reporting lab	Inconclusive	Negative	Positive	Percent positive	Total
KEY WEST MEDICAL CENTER	1	51	7	12%	59
MILLENIUM PHYSICIANS GROUP		1	58	98%	59
STEINHATCHEE FAMILY MEDICAL CENTER□	1	50	8	14%	59
CARDIOLOGY AND MEDICINE ASSOCIATES		43	16	27%	59
EMPLOYEE WELLNESS PA		41	18	31%	59
LEE PHYSICIAN GROUP COLLEGE POINT		56	3	5%	59
Heritage Park Care and Rehabilitation		59			59
ENCOMPASS HEALTH REHABILITATION OF ALTAMONTE		54	5	8%	59
FERN PARK DEVELOPMENTAL CENTER		5	54	92%	59
VALENCIA HOUSE ALF		57	2	3%	59
MINUTECLINIC DIAGNOSTIC MEDICAL GROUP		54	5	8%	59
UHEALTH AT FISHER ISLAND			59	100%	59
LINCOLN DIAGNOSTIC LAB		56	2	3%	58
BUECHELE DENTAL PA DBA CLERMONT FAMILY DENTISTRY		48	10	17%	58
PALM BAY PEDIATRICS		38	20	34%	58
Margate Health and Rehabilitation Center		56	2	3%	58
COOPER FAMILY MEDICAL, PLLC		48	10	17%	58
GADSDEN COUNTY HEALTH DEPARTMENT		48	10	17%	58
CITYMD OF MANAHAWKIN		55	3	5%	58
KINDRED HOSPITAL CENTRAL TAMPA BLOOD GAS	1	52	5	9%	58
SEWALLS POINT PHARMACY INC		50	8	14%	58
ALEXANDER NININGER STATE VETERANS		58			58
HEALTHPARK MEDICAL CTR NURSING SVC		58			58
SARATOGA HOSPITAL LABORATORY		52	6	10%	58
LAKE INTERNAL MEDICINE ASSOCIATES PA		51	7	12%	58
Casa Mora Rehabilitation & Extended Care		56	2	3%	58
ALZHEIMERS CARE CENTER OF VIERA LTD		37	20	35%	57
HOLY NAME HOSPITAL LABORATORY		55	2	4%	57
FINLAY CLINICAL LABORATORY		20	37	65%	57
KAPG FLEMING ISLAND SENIOR HOUSING OPCO LLC	1	56			57
ALL AMERICAN URGENT CARE			57	100%	57
THE CANOPY AT BERRYHILL		57			57
VIP WALK IN CLINIC		34	23	40%	57
ASCENSION SACRED HEART BAY LABORATORY		54	3	5%	57
GENESIS DERMATOLOGY		53	4	7%	57
MALCOM RANDALL DEPT OF VAMC			57	100%	57
TRADITIONAL HOME HEALTH OF PALM BEACH INC		55	2	4%	57
VPA PC LAB		48	8	14%	56
TGH URGENT CARE - RIVERVIEW			56	100%	56
TIFFANY HALL NURSING AND REHAB		44	12	21%	56
WALGREEN		42	14	25%	56
GROWING TOGETHER PEDIATRICS, LLC		50	6	11%	56
GENTIVA HEALTH SERVICES CERTIFIED INC		53	3	5%	56
SPRING MANOR ASSISTED LIVING		56			56
BLUE SPRINGS SURGERY CENTER		56			56
OPTUMCARE SOUTH FLORIDA, LLC		47	9	16%	56
WELLMED AT NEW TAMPA		43	13	23%	56

# COVID-19: testing by laboratory

Data through May 5, 2021 verified as of May 6, 2021 at 09:25 AM

Data in this report are provisional and subject to change.

The numbers in the table below represent the number of Florida and non-Florida residents for whom test results were received by the Department of Health. A person can be tested by more than one laboratory and can have both positive and negative results. **Therefore, the sum of the numbers in each column will be larger than the total number of people tested.**

Reporting lab	Inconclusive	Negative	Positive	Percent positive	Total
PATHOLOGY CONSULTANTS OF NEW MEXICO		56			56
HIALEAH HOSPITAL RESPIRATORY DEPT			56	100%	56
ATRIA PARK OF LAKE FOREST (WG HERITAGE LF LLC)		54	2	4%	56
EAGLES WATCH CLUSTER		47	9	16%	56
KENDALL REGIONAL MEDICAL CENTER LAB	3		52	95%	55
ADVANCE URGENT CARE CENTER, LLC		12	43	78%	55
CAPE REGIONAL MEDICAL CENTER		52	3	5%	55
IXI WELLNESS DALLAS, LLC		55			55
PENNSYLVANIA DEPARTMENT OF HEALTH BUREAU OF LABORATORIES			55	100%	55
SUNSHINE PEDIATRICS OF CENTRAL FLORIDA PL		52	3	5%	55
NEW YORK PRESBYTERIAN - QUEENS DIAGNOSTIC		51	4	7%	55
LIGHTHOUSE PEDIATRICS OF NAPLES		49	6	11%	55
SOUTH FLORIDA BAPTIST HOSPITAL			55	100%	55
Jupiter Medical Center Pavilion		54	1	2%	55
NITE LITE PEDIATRICS - PORT ST. LUCIE		46	9	16%	55
HIGHLANDS COUNTY FIRE RESCUE		55			55
LONG ISLAND UNIVERSITY - POST CAMPUS		50	5	9%	55
WEST ISLIP URGENT CARE		50	5	9%	55
SONATA HUNTERS CREEK		47	8	15%	55
WILLOWS AT WILDWOOD, THE		49	6	11%	55
PREMIER MEDICAL ASSOCIATES ALL FLORIDA LLC		54	1	2%	55
CARE 4 U MANAGEMENT, INC			54	100%	54
CONCENTRA URGENT CARE		50	4	7%	54
CLERMONT HEALTH AND REHAB		40	14	26%	54
JUNIPER VILLAGE AT NAPLES		53	1	2%	54
MIAMI CLINICAL RESEARCH CORP		12	42	78%	54
ORCHID COVE AT DAYTONA		45	9	17%	54
APOLLOMDX LABS		32	22	41%	54
FUTURE PEDIATRICS		51	3	6%	54
SARASOTA CO. HEALTH DEPT # 58		40	14	26%	54
CAMBRIDGE SECURITY SERVICES		51	3	6%	54
JFK MEDICAL CENTER NORTH LAB		1	53	98%	54
ST. CLOUD MEDICAL GROUP		54			54
ROCHESTER GENERAL HOSPITAL LABORATORY		50	4	7%	54
MINUTECLINIC DIAGNOSTIC OF NORTH CAROLINA		52	2	4%	54
FAMILY EXTENDED CARE OF PUNTA GORDA		54			54
CERTUS MTD OPCP LLC		52	2	4%	54
UNITED LABORATORY SERVICES CORPORATION		38	16	30%	54
ADVENT HEALTH EXPRESS CARE		6	48	89%	54
ALLIANCE COMMUNITY FOR RETIREMENT LIVING		53			53
THE MEDICAL GROUP OF SOUTH FLORIDA INC		47	6	11%	53
HOME CARE PHARMACY		53			53
UNIVERSITY OF WEST FLORIDA, THE		52	1	2%	53
MISSION OAKS ASSISTED LIVING		51	2	4%	53
MEASE CONTINUING CARE		51	2	4%	53
LITTLE NECK URGENT CARE		51	2	4%	53
QUOTIENT SCIENCES LABS LLC			53	100%	53

# COVID-19: testing by laboratory

Data through May 5, 2021 verified as of May 6, 2021 at 09:25 AM

Data in this report are provisional and subject to change.

The numbers in the table below represent the number of Florida and non-Florida residents for whom test results were received by the Department of Health. A person can be tested by more than one laboratory and can have both positive and negative results. **Therefore, the sum of the numbers in each column will be larger than the total number of people tested.**

Reporting lab	Inconclusive	Negative	Positive	Percent positive	Total
GRAND VILLA OF LARGO		46	7	13%	53
Osprey Point Nursing Center		51	2	4%	53
BASSETTI MEDICAL RESEARCH INC		35	18	34%	53
ST ANTHONYS PRIMARY CARE LLC/JACKSON STREET			53	100%	53
SOMERSET			53	100%	53
PROFESSIONAL PEDIATRICS		51	2	4%	53
BITTINGS APOTHECARY INC		47	6	11%	53
QHC UPSTATE MEDICAL PC		42	10	19%	52
PHILLIPPE RIDGE		40	12	23%	52
ADVENT HEALTH - LAKE WALES		40	12	23%	52
SNH BRFL TENANT LLC	2	50			52
LMH SKILLED NURSING UNIT		52			52
PINES NURSING HOME		50	2	4%	52
THE PALMS PHARMACY, INC		49	3	6%	52
BAY STREET PHARMACY☐		47	5	10%	52
AMELIA ASSISTED LIVING FACILITY		52			52
Citymd Of Toms River		45	7	13%	52
ADVENT HEALTH		49	3	6%	52
TGH URGENT CARE - WESLEY CHAPEL			52	100%	52
LEE MEMORIAL HEALTH SYSTEM		46	5	10%	51
RESIDENTIAL PLAZA AT BLUE LAGOON INC		47	4	8%	51
AVANTE ST CLOUD		48	3	6%	51
NORTH CAROLINA DEPARTMENT OF HEALTH & HUMAN SERVICES	1		50	98%	51
SOUTHEAST ALABAMA MEDICAL CENTER			51	100%	51
LPG PEDIATRICS AT PAGE FIELD		50	1	2%	51
MARIANNA HEALTH AND REHABILITATION CENTER		50	1	2%	51
SOUTH CAROLINA DEPT OF HEALTH AND ENVIRONMENT CONTROL		11	40	78%	51
INN AT THE FOUNTAINS, THE		34	17	33%	51
NORTHSIDE HOSPITAL EMERGENCY DEPT		47	4	8%	51
WALGREENS #10373		49	2	4%	51
FELICIDAD MEDICAL CENTER		5	46	90%	51
CITY OF CAPE CORAL		38	13	25%	51
ADVENTHEALTH MEDICAL GROUP FAMILY & INTERNAL		24	27	53%	51
REOPEN DIAGNOSTICS			51	100%	51
PATRICK MANOR INCORPORATED		51			51
NIGHT LITE PEDIATRICS CENTER LLC		10	41	80%	51
IMA MEDICAL CENTER		34	17	33%	51
GULFVIEW MEDICAL INSTITUTE		51			51
SUNSHINE ASSISTED LIVING		50			50
PORT ST. LUCIE - ZAXBY'S		50			50
GRAMERCY PARK URGENT CARE		48	2	4%	50
WINDSOR WOODS REHAB & HEALTHCARE CTR		46	4	8%	50
CARE ATC - ANDES			50	100%	50
BENTON HOUSE OF PORT ORANGE		44	6	12%	50
PREMIER COMMUNITY HEALTHCARE GROUP INC		46	4	8%	50
PANCARE HEALTH - BAY COUNTY - YOUNGSTOWN		45	5	10%	50
POPLAR HEALTHCARE PLLC	1	11	38	76%	50



# COVID-19: testing by laboratory

Data through May 5, 2021 verified as of May 6, 2021 at 09:25 AM

Data in this report are provisional and subject to change.

The numbers in the table below represent the number of Florida and non-Florida residents for whom test results were received by the Department of Health. A person can be tested by more than one laboratory and can have both positive and negative results. **Therefore, the sum of the numbers in each column will be larger than the total number of people tested.**

Reporting lab	Inconclusive	Negative	Positive	Percent positive	Total
RAINBOW PEDIATRICS PC LLC / BREAKFAST POINT		39	11	22%	50
WELLSTAR KENNESTONE HOSPITAL		45	5	10%	50
COURTYARD GARDENS OF BOYNTON BEACH, LLC		47	3	6%	50
CDR MAGUIRE - MIAMI BEACH CC MISSION 17388		2	48	96%	50
BETHUNE-COOKMAN UNIVERSITY		32	18	36%	50
PRACTICE MANAGEMENT OF AMERICA, INC.		7	43	86%	50
HILA BECKERMAN MD LLC	1	45	4	8%	50
HEALTH FIRST - CAPE CANAVERAL HOSPITAL		1	49	98%	50
ENCOMPASS HEALTH REHABILITATION HOSPITAL OF OCALA		49	1	2%	50
ROADS PEDIATRICS,LLC		47	3	6%	50
IMMEDIATE CARE PA		46	4	8%	50
MINUTE CLINIC DIAGNOSTIC OF VIRGINIA, LLC		48	2	4%	50
ARCPPOINT LABS OF WEST PALM BEACH		9	41	82%	50
ALWAYS BEST CARE SENIOR SERVICES		44	5	10%	49
CVS MINUTE CLINIC DIAGNOSTIC OF NORTH CAROL		43	6	12%	49
SOLARIS SENIOR LIVING NORTH NAPLES		48	1	2%	49
SMH PHYSICIAN SERVICES INC		48	1	2%	49
ALLEGRO		47	2	4%	49
NORTHBROOK CENTER FOR□		47	2	4%	49
MADISON COUNTY MEMORIAL HOSPITAL LABORATORY		15	34	69%	49
USF		1	48	98%	49
WALGREENS_PEMBROKE PINES		41	8	16%	49
S-H THIRTY FIVE OPCO - LUTZ, LLC		48	1	2%	49
ADVENTIST HEALTH SYSTEM FLORIDA		34	15	31%	49
FHMG_CTR FOR SENIOR HEALTH		44	5	10%	49
SOFT CELL LABORATORIES		45	4	8%	49
Guardian Care Nursing and Rehabilitation Center		49			49
DOH		23	26	53%	49
LYSTER ACH FT RUCKER AL		45	3	6%	48
MORTON PLANT			48	100%	48
GRAND OAKS OF PALM CITY LLC□	1	41	6	13%	48
CAREMED INTERNAL MEDICINE		30	18	38%	48
CHIPOLA QUICK CARE		42	6	13%	48
ISLAND URGENT CARE PLLC		44	4	8%	48
OZ		48			48
SEWANEE MOLECULAR DIAGNOSTICS LABORATO		48			48
URGENT CARE & WELLNESS CENTER		15	33	69%	48
ST JUDE LABORATORIES		43	5	10%	48
ENCOMPASS HEALTH REHABILITATION		46	2	4%	48
BAY CENTER HURRICANE SHELTER		48			48
PREMIER MEDICAL ASSOCIATES		46	2	4%	48
SOMA MEDICAL CENTER PA #3		10	38	79%	48
THE TERRACE OF JACKSONVILLE		3	45	94%	48
ALLIANCE OF PHYSICIANS AGAINST COVID-19		1	47	98%	48
TNC WALK IN CLINIC		36	12	25%	48
COURTYARD GARDENS OF JUPITER		48			48
NAPLES PEDIATRICS INC□		43	5	10%	48

# COVID-19: testing by laboratory

Data through May 5, 2021 verified as of May 6, 2021 at 09:25 AM

Data in this report are provisional and subject to change.

The numbers in the table below represent the number of Florida and non-Florida residents for whom test results were received by the Department of Health. A person can be tested by more than one laboratory and can have both positive and negative results. **Therefore, the sum of the numbers in each column will be larger than the total number of people tested.**

Reporting lab	Inconclusive	Negative	Positive	Percent positive	Total
INTERCOASTAL MEDICAL GROUP		2	46	96%	48
BAPTIST URGENT CARE		44	4	8%	48
FLAGLER HOSPITAL INC	2		46	96%	48
ORLANDO HEALTH PRIMARY CARE PEDIATRICS		44	4	8%	48
HERNANDO ENDOSCOPY AND SURGERY CENTER		37	11	23%	48
ENCOMPASS HEALTH REHABILITATION HOSPITAL OF PANAMA CITY		43	5	10%	48
MULBERRY'S MOBILE PROVIDER SERVICES LLC□		30	17	36%	47
EMORY CLINIC, THE		44	3	6%	47
FAMILY EXTENDED CARE OF WINTER HAVEN		45	2	4%	47
LAKE COUNTY SCHOOLS EMPLOYEE HEALTH CENTER		34	13	28%	47
MOBILE DOC FL, LLC		29	18	38%	47
POINTE AT NEW PORT PLACE,THE		47			47
SAN CARLOS PHARMACY		39	8	17%	47
INTERLAB		1	46	98%	47
ROYAL PALM SENIOR RESIDENCE		47			47
WINTER GARDEN REHAB AND NURSING CENTER		43	4	9%	47
NAVARRE GARDENS		41	6	13%	47
COMPLETE HOME CARE OF THE PALM BEACHES LLC		43	4	9%	47
MINUTECLINIC DIAGNOSTIC OF LOUISIANA,		43	3	7%	46
WALGREENS 3145		43	3	7%	46
ADULT MEDICINE OF LAKE COUNTY INC			46	100%	46
H LEE MOFFITT CANCER CENTER MICRO		46			46
ADVENT HEALTH MEDICAL GROUP OB GYN AT		40	6	13%	46
PREMIER PLACE HEALTHCARE AT THE GLENVIEW		46			46
FLORIDA DEPARMENT OF HEALTH CLAY COUNTY		32	14	30%	46
KAPG ST AUGUSTINE SENIOR HOUSING OPCO LLC		37	9	20%	46
WG EVERGREEN WOODS SH LLC		46			46
HARTFORD HEALTH SERVICES LLC		46			46
UNIVERSITY BEHAVIORAL CENTER		46			46
MINUTECLINIC DIAGNOSTIC OF LOUISIANA		43	3	7%	46
TRICORE REF LABS - UNIV OF NM		46			46
MID-FLORIDA PATHOLOGY, LLC		35	11	24%	46
COLLIER BLVD HMA PHYSICIAN MANAGEMENT LLC		46			46
THORNBURG PEDIATRICS		42	4	9%	46
NORTH FLORIDA / SOUTH GEORGIA VETERANS HEALTH SYSTEM		1	45	98%	46
LUTHERAN HAVEN EXTENDED CONGREGATE CAR		46			46
EAST MANATEE FAMILY	1	1	44	96%	46
OCCUPATIONAL HEALTH CENTERS OF THE SOUTHWEST PA		40	6	13%	46
GULFSIDE HOSPICE INC		43	3	7%	46
BRP SH OPCO LLC		45			45
LARA HEALTH AND WELLNESS CENTER LLC		45			45
IMA MEDICAL GROUP POINCIANA		18	27	60%	45
VOLUSIA COUNTY BRANCH JAIL		1	44	98%	45
NEOGENOMICS LABORATORIES INC		45			45
AU MEDICAL CENTER, INC	1	39	5	11%	45
GRAND VILLA OF ENGLEWOOD		40	5	11%	45
PLAINVIEW URGENT CARE		42	3	7%	45

# COVID-19: testing by laboratory

Data through May 5, 2021 verified as of May 6, 2021 at 09:25 AM

Data in this report are provisional and subject to change.

The numbers in the table below represent the number of Florida and non-Florida residents for whom test results were received by the Department of Health. A person can be tested by more than one laboratory and can have both positive and negative results. **Therefore, the sum of the numbers in each column will be larger than the total number of people tested.**

Reporting lab	Inconclusive	Negative	Positive	Percent positive	Total
NEXT MOLECULAR ANALYTICS		14	31	69%	45
BENTON HOUSE OF ST. JOHNS		43	2	4%	45
TRIPLE O MEDICAL SERVICES INC		41	4	9%	45
COLLIER URGENT CARE CENTERS		44	1	2%	45
FLORIDA MEDICAL CLINIC IM MLK		30	15	33%	45
GRAND VILLA OF NEW PORT RICHEY		38	7	16%	45
AVALON PARK RETIREMENT RESIDENCE		43	2	4%	45
GRAND VILLA OF PINELLAS PARK		43	2	4%	45
STUART URGENT CARE			45	100%	45
REDI-MED WALK-IN FAMILY CARE			45	100%	45
UNION MEDICAL CARE PLLC		44	1	2%	45
SOUTHPORT SQUARE HARBOUR HEALTH		45			45
BD MEDICAL SYSTEMS		43	2	4%	45
UNION MEDICAL CARE		45			45
WEISS PEDIATRIC CARE LLC		31	14	31%	45
LPG PRIMARY CARE AT COLONIAL CENTER DRIVE		35	9	20%	44
NEWPATH DIAGNOSTICS		36	8	18%	44
BENTON HOUSE OF CLERMONT		44			44
LOURDES HOSPITAL INC		42	2	5%	44
PASSPORT HEALTH ORLANDO		44			44
FLORIDA HOSPITAL		28	16	36%	44
RADIOLOGY ASSOCIATES OF VENICE AND ENGLEWOOD		42	2	5%	44
PEDIATRICS OF CENTRAL FLORIDA – SAINT CLOUD	2	40	2	5%	44
ST LUCIE COUNTY JAIL		29	15	34%	44
INNOVATIVE GX LABORATORIES		37	7	16%	44
EMORY UNIVERSITY HOSPITAL		36	8	18%	44
FLORIDA HOSPITAL PHYSICIAN GROUP		26	18	41%	44
Gulf Shore Care Center		39	5	11%	44
BRONX LEBANON HOSPITAL-MEDICAL CENTER		40	4	9%	44
MAKO MEDICAL		21	23	52%	44
BIOFIRE		11	33	75%	44
THE MERIDIAN AT BOCA RATON	1	43			44
ASHTON PLACE	3	37	4	9%	44
PRINCETON VILLAGE☐		40	4	9%	44
EP MEDICAL EQUIPMENT PHARMACY		37	7	16%	44
CAREHERE LAKE SCHOOLS EMPLOYEE HEALTH CENTER		30	14	32%	44
GRAND VILLA OF ST. PETERSBURG		42	2	5%	44
CRESTVIEW IMMEDIATE CARE LL		19	24	56%	43
BRANCH MEDICAL CLINIC			43	100%	43
WALK IN MEDICAL URGENT CARE		43			43
FIRST CHOICE URGENT CARE		12	31	72%	43
COMMUNITY MEDICAL CARE CENTER INC			43	100%	43
ADVENTHEALTH MEDICAL GROUP PULMONOLOGY		37	6	14%	43
University Hills health and Rehabilitation		33	10	23%	43
DUVAL PHARMACY		32	11	26%	43
LPG CONVENIENT CARE AT METRO		39	4	9%	43
WOLFF CTR FOR CHILD & ADOLESCENT HEALTH PLLC,THE		26	17	40%	43

# COVID-19: testing by laboratory

Data through May 5, 2021 verified as of May 6, 2021 at 09:25 AM

Data in this report are provisional and subject to change.

The numbers in the table below represent the number of Florida and non-Florida residents for whom test results were received by the Department of Health. A person can be tested by more than one laboratory and can have both positive and negative results. **Therefore, the sum of the numbers in each column will be larger than the total number of people tested.**

Reporting lab	Inconclusive	Negative	Positive	Percent positive	Total
OCEAN BIOSCIENCES		40	3	7%	<b>43</b>
EC OPCO TIMBERLIN PARC LLC		43			<b>43</b>
BAYCARE MEDICAL GROUP INC		3	40	93%	<b>43</b>
HUNT CLUB MEDICAL		15	28	65%	<b>43</b>
UNIVERSITY HOSPITAL		36	7	16%	<b>43</b>
KISSIMMEE VA OUTPATIENT CLINIC		40	3	7%	<b>43</b>
PINELLAS INTERNAL MEDICINE ASSOCIATES	1	39	3	7%	<b>43</b>
LAKE MARY KIDS CENTRA CARE		33	10	23%	<b>43</b>
CITRUS CARE CLINIC			42	100%	<b>42</b>
WHITE-WILSON MEDICAL CENTER		31	11	26%	<b>42</b>
NORTHWELL HEALTH PLAINVIEW HOSPITAL LABORATORY		33	9	21%	<b>42</b>
LABORATORY MEDICINE CONSULTANTS-LMC PA		39	3	7%	<b>42</b>
CARE CENTERS OF NASSAU LLC MINER ROAD NORTH		42			<b>42</b>
LONGLEAF DIAGNOSTIC LABORATORIES		13	29	69%	<b>42</b>
STAT ONE URGENT CARE CENTER		2	40	95%	<b>42</b>
STETSON UNIVERSITY STUDENT HEALTH CENTER		3	39	93%	<b>42</b>
MAIMONIDES-SHALOM ACADEMY, INC		41	1	2%	<b>42</b>
KIVA AT CANTERBURY		25	17	40%	<b>42</b>
D W MCMILLAN MEMORIAL HOSPITAL		31	11	26%	<b>42</b>
A AND R RESEARCH GROUP LLC		37	5	12%	<b>42</b>
ATRIA WILLOW WOOD		40	2	5%	<b>42</b>
PACIFICA SENIOR LIVING OCALA		37	5	12%	<b>42</b>
UNIVERSITY MEDICAL CTR OF PRINCETON AT		40	2	5%	<b>42</b>
A & R RESEARCH GROUP		35	7	17%	<b>42</b>
EASTERN SHORE URGENT CARE		31	11	26%	<b>42</b>
RIVERHEAD URGENT CARE		41	1	2%	<b>42</b>
Atlantic Shore Nursing and Rehab		42			<b>42</b>
CLINICAL LABORATORY		42			<b>42</b>
ORLANDO ORTHOPAEDIC OUTPATIENT SURGERY CENTER		35	6	15%	<b>41</b>
FLORIDA HOSPITAL NEW SMYRNA		4	37	90%	<b>41</b>
NIGHT LITE PEDIATRIC CENTER		10	31	76%	<b>41</b>
SOUTHCORP LABORATORY		7	34	83%	<b>41</b>
ENCOMPASS HEALTH REHABILITATION HOSPITAL OF MIAMI		40	1	2%	<b>41</b>
Grand Villa of Deerfield Beach		37	4	10%	<b>41</b>
PORT SAINT JOHN FAMILY PRACTICE		25	16	39%	<b>41</b>
CITRUS COUNTY HEALTH DEPARTMENT		35	6	15%	<b>41</b>
WELLMED AT PLANT CITY		23	18	44%	<b>41</b>
CAPITAL REGIONAL MEDICAL CENTER		2	39	95%	<b>41</b>
CROSSROADS URGENT CARE		26	15	37%	<b>41</b>
ADVENT HEALTH CENTRA CARE - LAKELAND		30	11	27%	<b>41</b>
BOND CLINIC, PA		11	30	73%	<b>41</b>
BULLS HEAD URGENT CARE		39	2	5%	<b>41</b>
UNIVERSITY OF ALABAMA		38	3	7%	<b>41</b>
DCH REGIONAL MEDICAL CENTER LABORATORY		39	2	5%	<b>41</b>
PEDIATRICS OF CENTRAL FLORIDA KISSI		33	8	20%	<b>41</b>
M&V SAN JOSE MEDICAL CENTER			40	100%	<b>40</b>
CARILLON SPORTS AND FAMILY MEDICINE		30	10	25%	<b>40</b>

# COVID-19: testing by laboratory

Data through May 5, 2021 verified as of May 6, 2021 at 09:25 AM

Data in this report are provisional and subject to change.

The numbers in the table below represent the number of Florida and non-Florida residents for whom test results were received by the Department of Health. A person can be tested by more than one laboratory and can have both positive and negative results. **Therefore, the sum of the numbers in each column will be larger than the total number of people tested.**

Reporting lab	Inconclusive	Negative	Positive	Percent positive	Total
ENCORE AT BOCA RATON, THE			40	100%	40
BELVEDERE COMMONS OF SUN CITY CENTER□		40			40
FLOW HEALTH LABORATORIES LLC		40			40
ANDALUSIA HEALTH		23	17	43%	40
THE LODGE AND REHABILITATION CENTER		24	16	40%	40
VENICE URGENT CARE – GULF COAST		1	39	98%	40
MEDEXPRESS URGENT CARE WEST TAMPA			40	100%	40
FAMILY AND INTERNAL MEDICINE AT AVALON PARK		36	4	10%	40
PRIDE DIAGNOSTICS		24	16	40%	40
JACK BANDEL MD PA		39	1	3%	40
VETERANS AFFAIRS MEDICAL CENTER - NEW YORK HARBOR		38	2	5%	40
LPG PRIMARY CARE AT CAPE CORAL PARKWAY		33	7	18%	40
CLINICAL PATHOLOGY LABORATORIES, INC		40			40
JACKSONVILLE PEDIATRICS		25	15	38%	40
GENEXPERT			40	100%	40
TAYLORVILLE FAMILY MEDICINE		32	7	18%	39
WALGREENS COVID-19		27	12	31%	39
ACTIVE SENIOR LIVING		37	2	5%	39
MINUTE CLINIC LLC #2216		36	3	8%	39
FAMILY CARE PARTNERS URGENT CARE LLC		31	8	21%	39
JUNIPER VILLAGE AT CAPE CORAL		34	5	13%	39
MEDEX MEDICAL EXPRESS OF PALATKA LLC			39	100%	39
GUYAN VALLEY WELLNESS CENTER		32	7	18%	39
BROOKDALE BRANDON	1	38			39
HOUSE CALLS PROFESSIONAL LLC		35	4	10%	39
CEDAR CREEK AT KINGS BAY INC		39			39
METROPOLITAN CHARITIES INC		36	3	8%	39
BAYSHORE PATHOLOGY CONSULTANTS PA		37	2	5%	39
BAY COUNTY JAIL ANNEX		34	5	13%	39
WG BAYPOINT VILLAGE SH LLC		38	1	3%	39
CORRECTIONAL MEDICAL GROUP		27	12	31%	39
CLINICAL RESEARCH SEQUENCING PLATFORM		8	31	79%	39
STATCARE URGENT AND WALK-IN MEDICAL CA		36	3	8%	39
PALM POINT BEHAVIORAL HEALTH		39			39
STEWART MEDICAL GROUP, INC		21	18	46%	39
MINUTECLINIC, LLC, DBA MINUTECLINIC #5		35	4	10%	39
ISLAMORADA VILLAGE OF ISLANDS FIRE RESCUE		36	3	8%	39
SOUTHEAST GEORGIA HEALTH SYSTEM, INC		33	5	13%	38
ARTHREX MEDICAL CENTER EAST		25	13	34%	38
WEINBERG VILLAGE		37	1	3%	38
ATRIA SAN PABLO		36	2	5%	38
AUTUMN OF SARASOTA		12	26	68%	38
ROCKLAND URGENT CARE FAMILY HEALTH NP		36	2	5%	38
WARDE MEDICAL LABORATORY		29	9	24%	38
CLEARWATER EMPLOYEE HEALTH CLINIC		19	19	50%	38
HARMONY HEALTH OPCO, LLC		17	21	55%	38
ST AUGUSTINE PEDIATRIC ASSOC		33	5	13%	38



# COVID-19: testing by laboratory

Data through May 5, 2021 verified as of May 6, 2021 at 09:25 AM

Data in this report are provisional and subject to change.

The numbers in the table below represent the number of Florida and non-Florida residents for whom test results were received by the Department of Health. A person can be tested by more than one laboratory and can have both positive and negative results. **Therefore, the sum of the numbers in each column will be larger than the total number of people tested.**

Reporting lab	Inconclusive	Negative	Positive	Percent positive	Total
HOMEWOOD RESIDENCE AT FREEDOM PLAZA		37	1	3%	38
CCRC @ SUNFLOWER LLC		35	3	8%	38
KINDRED HOSPITAL OCALA		34	4	11%	38
CONNECTICUT DEPARTMENT OF HEALTH		22	16	42%	38
MOLECULAR DIAGNOSTICS		5	33	87%	38
CENTERPLACE HEALTH		15	23	61%	38
GEORGIA HEART CENTER (MSC 53), NAVICEN		36	2	5%	38
WASHINGTON COUNTY HEALTH DEPARTMENT		25	13	34%	38
LEE PHYSICIAN GROUP		33	5	13%	38
MINUTE CLINIC DIAGNOSTIC OF NEW JERSEY		37	1	3%	38
INNOVATION CLINICAL TRIALS, INC			38	100%	38
Life Care Center of Citrus County		37	1	3%	38
MINUTE CLINIC DIAGNOSTIC OF VIRGINIA		31	7	18%	38
HOLLISMED LLC		35	2	5%	37
CITY OF NAPLES FIRE RESCUE		32	5	14%	37
PULSE & REMEDY LLC		22	15	41%	37
PATHGROUP		9	28	76%	37
PATHOGENIUS LABORATORIES		30	7	19%	37
ACCURATE DIAGNOSTIC LAB		35	2	5%	37
THE COLLIER AT NAPLES		36	1	3%	37
PECONIC BAY MEDICAL CENTER LABORATORY		28	9	24%	37
HR SARASOTA OPERATOR LLC		25	12	32%	37
CARE HERE		12	25	68%	37
FORT CAROLINE GARDENS, INC		34	3	8%	37
MARYLAND DEPARTMENT OF HEALTH			37	100%	37
ALPHA PHARMACY		34	3	8%	37
MINUTE CLINIC DIAGNOSTIC OF SC, LLC #75		35	2	5%	37
ST. MARYS MEDICAL CENTER		1	36	97%	37
ALAN A SMITH MD LLC		34	3	8%	37
CENTRAL FLORIDA HEALTH CARE INC WAUCHULA SITE 2		29	8	22%	37
FAMILY EXTENDED CARE OF SEBRING INC		35	2	5%	37
PONCE THERAPY CARE CENTER		34	3	8%	37
MINUTECLINIC DIAGNOSTIC OF RHODE ISLAND, LLC #1544		36	1	3%	37
PEDIATRICS IN BREVARD-COCOA BEACH		32	5	14%	37
ASSISTED LIVING OF BROWARD		37			37
COLLIER HMA PHYSICIAN MANAGEMENT LLC		27	10	27%	37
MINUTECLINIC DIAGNOSTIC OF MICHIGAN		34	3	8%	37
ONE MILO		37			37
HOLZER HEALTH CENTER		5	32	86%	37
VIKOR SCIENTITIC		5	31	86%	36
ACCESS 365 URGENT CARE		14	22	61%	36
MEDCOMP SCIENCES			36	100%	36
PARKSIDE HEALTH AND REHABILITATION CENTER			36	100%	36
JUPITER MEDICAL CENTER PHYSICIANS GROUP, INC		32	4	11%	36
BVL/LITTLE ANGEL PEDIATRICS		36			36
MEDEMERGE		34	2	6%	36
TAMPA URGENT CARE			36	100%	36

# COVID-19: testing by laboratory

Data through May 5, 2021 verified as of May 6, 2021 at 09:25 AM

Data in this report are provisional and subject to change.

The numbers in the table below represent the number of Florida and non-Florida residents for whom test results were received by the Department of Health. A person can be tested by more than one laboratory and can have both positive and negative results. **Therefore, the sum of the numbers in each column will be larger than the total number of people tested.**

Reporting lab	Inconclusive	Negative	Positive	Percent positive	Total
LEE COMMUNITY HEALTHCARE INC CAPE CORAL		34	2	6%	36
PHYSICIAN ASSOCIATES LLC		26	10	28%	36
Kensington Gardens		36			36
LPG PRIMARY CARE AT MATTHEW DRIVE		30	6	17%	36
FLORIDA PRESBYTERIAN HOMES INC		34	2	6%	36
NCHD		22	14	39%	36
HARBORCHASE OF WELLINGTON CROSSING		34	2	6%	36
EASYCARE WALK-IN CLINIC	1	14	21	58%	36
JACKSON HEALTH SYSTEM		2	34	94%	36
MINUTE CLINIC, LLC DBA MINUTECLINIC #4505		33	3	8%	36
FLORIDA PEDIATRIC GROUP PA		28	8	22%	36
VILLA COURT LLC		36			36
UNIPATH		24	12	33%	36
MAINSTREET FAMILY URGENT CARE		1	35	97%	36
BAYSIDE LABORATORIES INC		35			35
MEDPEDS ASSOCIATES OF SARASOTA PA		32	3	9%	35
ISLAND LAKE CENTER		14	21	60%	35
METRO KNOXVILLE HMA		25	10	29%	35
P23 LABS		35			35
IRL		4	31	89%	35
Grand Villa of Dunedin		29	6	17%	35
BOCA TOXICOLOGY LLC		33	2	6%	35
FAST PACE MEDICAL CLINIC		30	5	14%	35
MIDDLETOWN MEDICAL P C		25	10	29%	35
BUREAU OF PUBLIC HEALTH	1	14	20	57%	35
SOUTHEASTERN OUTPATIENT SURGERY CENTER		32	3	9%	35
ALABAMA CLINICS		19	16	46%	35
LABORATORY ALLIANCE OF CENTRAL NEW YORK		33	2	6%	35
LAKELAND NURSING AND REHABILITATION CENTER			35	100%	35
FHMG-FLORIDA HOSPITAL MEDICAL GROUP		25	10	29%	35
NEUROINTERNATIONAL SARASOTA		32	3	9%	35
CERON PEDIATRICS & INTEGRATIVE MEDICIN		35			35
BAYCARE HEALTH SYSTEMS, LLC			35	100%	35
STATCARE URGENT & WALK IN MEDICAL CARE		31	4	11%	35
WUESTHOFF MEMORIAL HOSPITAL			35	100%	35
CANCER RESEARCH LAB, BOB JONES UNIVERSITY		30	5	14%	35
POARCH BANC CREEK INDIANS TRIBAL HEALTH DEPARTMENT			35	100%	35
ADVENT HEALTH - FISH MEMORIAL		2	33	94%	35
JAMAICA HOSPITAL MEDICAL CENTER		31	4	11%	35
REDI-MED WALK IN FAMILY CLINIC			35	100%	35
LPG PRIMARY CARE AT BONITA BAY LIFESTYLE CENTER		32	3	9%	35
PARAMOUNT WALK-IN CLINIC		1	33	97%	34
FLORIDA DEPARTMENT OF HEALTH IN MONROE COUNTY		27	7	21%	34
COLORADO DEPARTMENT OF PUBLIC HEALTH AND ENVIRONMENT			34	100%	34
THE SPRINGS OF PARC HILL		33	1	3%	34
AYERS NURSING AND REHABILITATION CENTER		34			34
TRADITIONAL HOME CARE INC		33	1	3%	34

# COVID-19: testing by laboratory

Data through May 5, 2021 verified as of May 6, 2021 at 09:25 AM

Data in this report are provisional and subject to change.

The numbers in the table below represent the number of Florida and non-Florida residents for whom test results were received by the Department of Health. A person can be tested by more than one laboratory and can have both positive and negative results. **Therefore, the sum of the numbers in each column will be larger than the total number of people tested.**

Reporting lab	Inconclusive	Negative	Positive	Percent positive	Total
AMMON ANALYTICAL LABORATORIES		30	4	12%	34
PHOSPHORUS DIAGNOSTICS		27	7	21%	34
HARBOUR ISLAND PEDIATRICS		24	10	29%	34
CIGNA PBSO WEST PALM		3	31	91%	34
GRAND VILLA OF BOYNTON BEACH		33	1	3%	34
TUSCAN GARDENS OF DELRAY BEACH MANAGEMENT COMPANY,		34			34
SEBRING PEDIATRICS LLC		11	23	68%	34
CVS NC3516POCT WINSTON SALEM		30	4	12%	34
MARTHA'S HOUSE & ASSISTED LIVING FACILITY		34			34
LONG BEACH URGENT CARE		34			34
WALGREENS_COCONUT CREEK		27	7	21%	34
CARLOS F FUSTER MD PA		32	2	6%	34
LONG TERM CARE OF GULF BREEZE LLC		30	4	12%	34
RASHDA ALBIBI M.D. P.A.		31	3	9%	34
HUNTINGTON STATION URGENT CARE		33	1	3%	34
SOUTHWEST LABS		34			34
FLORIDA ENDOSCOPY & SURGERU CTR LLC		34			34
NORTH PINELLAS CHILDRENS MEDICAL CENTER			34	100%	34
AHSE ROP		32	1	3%	33
GRACE COMMUNITY PHARMACY		3	30	91%	33
VETERAN AFFAIRS MEDICAL CENTER - JAMES J PETERS		30	3	9%	33
GREENRIDGE GROUP HOME	3	11	19	58%	33
WESTWOOD NURSING AND REHABILITATION		28	5	15%	33
AMBRY GENETICS CORPORATION	23	10			33
BOND CLINIC		3	30	91%	33
CHILDREN'S MEDICAL CENTER			33	100%	33
CVS NC7047POCT DURHAM		33			33
PIEDMONT HOSPITAL CLINICAL LABORATORY		30	3	9%	33
STATEN ISLAND UNIVERSITY HOSPITAL-POUCH		32	1	3%	33
FLORIDA MEDICAL CL ODOM TPA		19	14	42%	33
MINUTECLINIC DIAGNOSTIC OF ILLINOIS L		27	6	18%	33
Consulate Health Care of Orange Park		27	6	18%	33
NIGHT LITE PEDIATRICS URGENT CARE CENTER			33	100%	33
OPIS COQUINA CENTER		32	1	3%	33
MORTON PLANT HOSPITAL - ADLER INSTITUTE OF LAB MEDICINE		2	31	94%	33
SANFORD MOBILE LAB PGA TOUR		32	1	3%	33
VENICE REGIONAL BAYFRONT HEALTH			33	100%	33
RESIDENCE AT BAY VUE		31	2	6%	33
VETERANS HOME		1	32	97%	33
NURSES HELPING HANDS INC ALF		33			33
MARQUESA MEDICAL		29	4	12%	33
MIGUEL E TREVINO MD PA		29	4	12%	33
CORAL HOUSE ASSISTED LIVING COMMUNITY LLC		33			33
EVERLYWELL		19	14	42%	33
GRAND VILLA OF DELRAY EAST		33			33
SELECT PHYSICIANS ALLIANCE PL		33			33
IPSUM DIAGNOSTICS		3	29	91%	32

# COVID-19: testing by laboratory

Data through May 5, 2021 verified as of May 6, 2021 at 09:25 AM

Data in this report are provisional and subject to change.

The numbers in the table below represent the number of Florida and non-Florida residents for whom test results were received by the Department of Health. A person can be tested by more than one laboratory and can have both positive and negative results. **Therefore, the sum of the numbers in each column will be larger than the total number of people tested.**

Reporting lab	Inconclusive	Negative	Positive	Percent positive	Total
SYNIVERSE WELLNESS CENTER		27	5	16%	32
WESTMINSTER ST AUGUSTINE		32			32
COLORADO DEPARTMENT OF HEALTH LABORATORY SERVICES DIVISION			32	100%	32
Heartland Health Care Center North Sarasota		18	14	44%	32
GRAND LIVING AT LAKEWOOD RANCH		31	1	3%	32
UNDERGROUND FREE CLINIC		31	1	3%	32
SANFORD PEDIATRIC ASSOCIATES, PA		29	3	9%	32
ADVENTHEALTH MEDICAL GROUP FAMILY MEDICINE AT RDV		32			32
TREASURE ISLE LLC		32			32
CARDIOLOGY AND MEDICINE ASSOCIATES INC		31	1	3%	32
MADISON POINTE CARE CENTER		32			32
PASSPORT HEALTH OF TAMPA BAY		29	3	9%	32
A LILIKO'I PHARMACY LLC		29	3	9%	32
WOMENS CARE FLORIDA LABORATORY		25	7	22%	32
UNION CHD		29	3	9%	32
GOOD SAMARITAN HOSPITAL LABORATORY		27	5	16%	32
LAKE MARY - STIRLING CENTER SUITE 202			32	100%	32
JOSEF SCHENKER MD PC DBA CENTERS URGENT		30	2	6%	32
GUIDEWELL EMERGENCY MEDICINE DOCTORS LLC #33		20	12	38%	32
MINUTECLINIC, LLC #4230		28	4	13%	32
ADVANCED URGENT CARE		12	20	63%	32
STEINHATCHEE DRUGS		26	6	19%	32
ECHELONDX		32			32
ORLANDO ORTHOPAEDIC CENTER		28	4	13%	32
MINUTECLINIC DIAGNOSTIC OF TN PC #6435		29	3	9%	32
LabCorp L#09258130 M#09258125		12	19	61%	31
RAYMOND BASRI MD		29	2	6%	31
PREMIER URGENT CARE CENTER LLC			31	100%	31
UR CARE FAMILY AND SPORTS MEDICINE			31	100%	31
MINUTECLINIC DIAGNOSTIC OF RHODE ISLAND, LLC #212		31			31
HENDRY REGIONAL CORPORATE HEALTH			31	100%	31
SANITAS		4	27	87%	31
PERDIDO URGENT CARE		1	30	97%	31
COLLIER ANESTHESIA PAIN LLC		31			31
DISCOVERY COMMONS AT BRADENTON		31			31
ENT AND ALLERGY ASSOCIATES OF FLORIDA LLC		30	1	3%	31
HEALTH FIRST - VIERA HOSPITAL		1	30	97%	31
MINUTECLINIC DIAGNOSTIC OF PENNSYLVANI		29	2	6%	31
MIDNIGHT MEDICINE			31	100%	31
Wiregrass Rehabilitation Center and Nursing Home		28	3	10%	31
AMERICAN ESOTERIC LABORATORIES		15	16	52%	31
MICHAEL J D'AMBROSE MD PA		29	2	6%	31
COUNTY OF LOS ANGELES			31	100%	31
ORLANDO FAMILY MEDICINE		14	17	55%	31
REGENCY PARK ASSISTED LIVING FACILITY		29	2	6%	31
WILLAMETTE VALLEY TOXICOLOGY LLC		29	2	6%	31
BAPTIST PRIMARY BLACK CREEK SOUTH			31	100%	31

# COVID-19: testing by laboratory

Data through May 5, 2021 verified as of May 6, 2021 at 09:25 AM

Data in this report are provisional and subject to change.

The numbers in the table below represent the number of Florida and non-Florida residents for whom test results were received by the Department of Health. A person can be tested by more than one laboratory and can have both positive and negative results. **Therefore, the sum of the numbers in each column will be larger than the total number of people tested.**

Reporting lab	Inconclusive	Negative	Positive	Percent positive	Total
CHIPOLA MEDICAL ASSOCIATES		11	20	65%	31
COOPER HEALTHCARE		28	3	10%	31
MINUTECLINIC, LLC, DBA MINUTECLINIC #2544		29	2	6%	31
VIRTUA		27	4	13%	31
WALGREENS #04569		29	2	6%	31
OAKMONTE VILLAGE		30	1	3%	31
HOLIDAY MEDICAL ASSOCIATES		4	27	87%	31
JOSEF SCHENKER MD PC		31			31
JOSEPH SCHENKER MD PC DBA CENTERS URGENT		27	4	13%	31
P4CLINICAL	3	2	25	83%	30
SOMA MEDICAL CENTER # 4		5	25	83%	30
CHILDRENS MEDICAL CENTER			30	100%	30
MINUTECLINIC DIAGNOSTIC OF TN PC #378		27	3	10%	30
ADVENT HEALTH PRIMARY CARE PLUS, WINTER GARDEN		26	4	13%	30
DAVID LAWRENCE CENTER		26	4	13%	30
FORT VALLEY STATE UNIVERSITY		29	1	3%	30
GMR EVENT SERVICES LLC DBA CROWDRX		30			30
NTD EUROFINS ATLANTA		29	1	3%	30
ST PETER'S BENDER LABORATORY		29	1	3%	30
GASTROENTEROLOGY ASSOCIATES OF PENSACOLA PA		25	5	17%	30
LEE COMMUNITY HEALTHCARE INC NORTH FORT MYERS		30			30
GERALD J KIVETT MD		27	3	10%	30
HALIFAX HEALTH URGENT CARE		9	21	70%	30
ACCESS HEALTH CARE PHYSICIANS LLC		10	20	67%	30
MINUTECLINIC, LLC #08366		25	5	17%	30
RELIANCE MEDICAL CENTER		21	9	30%	30
VA MEDICAL CENTER			30	100%	30
HERITAGE WATERSIDE		27	3	10%	30
CENTER ONE SURGERY CENTER		24	6	20%	30
OAK HARBOR ASSISTED LIVING FACILITY		27	3	10%	30
AMEERAH LABS			30	100%	30
REVA INC		26	4	13%	30
CLINCLOUD, LLC			30	100%	30
ROSLYN URGENT CARE		29	1	3%	30
WESTPAC LABS INC	1	18	11	37%	30
Okeechobee Health Care Facility		16	14	47%	30
SPRINGWOOD COURT		25	5	17%	30
ENGLEWOOD HOSPITAL AND MEDICAL CENTER		25	5	17%	30
RAINBOW PEDIATRICS		1	29	97%	30
MED LABS DIAGNOSTICS		11	19	63%	30
ST VINCENTS AMBULATORY CARE INC DBA		27	3	10%	30
BOCA BIOLISTIC REFERENCE LAB			30	100%	30
BAPTIST PEDIATRICS		26	4	13%	30
TALLAHASSEE DEVELOPMENTAL CENTER□		28	2	7%	30
GRAND VILLA OF MELBOURNE		28	2	7%	30
BOCA SIMON LAB		1	29	97%	30
WIREGRASS CLINIC LLC		24	6	20%	30



# COVID-19: testing by laboratory

Data through May 5, 2021 verified as of May 6, 2021 at 09:25 AM

Data in this report are provisional and subject to change.

The numbers in the table below represent the number of Florida and non-Florida residents for whom test results were received by the Department of Health. A person can be tested by more than one laboratory and can have both positive and negative results. **Therefore, the sum of the numbers in each column will be larger than the total number of people tested.**

Reporting lab	Inconclusive	Negative	Positive	Percent positive	Total
THE TERRACE AT IVY ACRES ALF		11	19	63%	30
PALM GARDEN OF JACKSONVILLE		27	2	7%	29
CAPE CORAL HOSPITAL ABG LABORATORY		16	13	45%	29
COMMUNITY HEALTH OF SOUTH FLORIDA			29	100%	29
UNIVERSITY OF ILLINOIS VETERINARY DIAG	1	27	1	3%	29
RENAISSANCE SENIOR LIVING	1	28			29
ROBERT H JENKINS JR VETERANS' DOMICILIARY HOME OF		26	3	10%	29
PALMS, THE		29			29
STEWART MELBOURNE HOSPITAL			29	100%	29
BROOKWOOD BAPTIST MEDICAL CENTER		28	1	3%	29
PANCARE HEALTH - BONIFAY K-8			29	100%	29
ADVANCED HEALTHCARE ASSOCIATES		25	4	14%	29
TOTTENVILLE CIRCLE URGENT CARE		29			29
MINIMALLY INVASIVE VASCULAR INC		27	2	7%	29
DSI MANAGEMENT LLC		29			29
UNIV OF ROCHESTER-STRONG MEMORIAL HOSP		28	1	3%	29
PBSO WEST PALM FAMILY PRACTICE		1	28	97%	29
BROOKDALE UNIVERSITY HOSPITAL		27	2	7%	29
BIG BEND HOSPICE INC		29			29
SUMMERGATE PHARMACY		27	2	7%	29
COMPREHENSIVE CHILDCARE		23	6	21%	29
GRAND VILLA OF SARASOTA		28	1	3%	29
SUNTREE INTERNAL MEDICINE		29			29
MINUTECLINIC DIAGNOSTIC OF TN, PC 374		24	5	17%	29
UCLA HEALTHCARE CLINICAL LABS		23	6	21%	29
MINUTECLINIC DIAGNOSTIC OF TEXAS		25	4	14%	29
CDC		17	12	41%	29
TIFFANY LAKE CARE CENTERS INC		28	1	3%	29
NEMOURS CHILDRENS CLINIC		22	7	24%	29
MAYO CLINIC JACKSONVILLE		4	25	86%	29
DUVAL COUNTY HEALTH DEPARTMENT		29			29
INTERIM HEALTHCARE OF NORTHWEST FLORIDA INC		27	2	7%	29
PINELLAS 1 HOME HEALTH CARE CORP		28	1	3%	29
PRO HEALTH HARMONY		29			29
MINUTECLINIC LLC #4449		27	2	7%	29
FAMILY CARE PARTNERS		18	10	36%	28
EDEN AT CRESTVIEW		12	16	57%	28
MARCO ISLAND MEDICAL CENTER		21	7	25%	28
FIRST CHOICE PEDIATRICS LOOP		25	3	11%	28
VISTACARE PHARMACY I		23	5	18%	28
ASTORIA HEALTH AND REHABILITATION CENTER		27	1	4%	28
MONTEFIORE NEW ROCHELLE HOSPITAL		25	3	11%	28
AEGIS MEDICAL GROUP, LLC		26	2	7%	28
MEDEXPRESS URGENT CARE - BLOOMINGTON		23	5	18%	28
PORT ST LUCIE HOSPITAL		25	3	11%	28
KIVA AT CANTERBURY, LLC		28			28
ECC PEDIATRICS		28			28

# COVID-19: testing by laboratory

Data through May 5, 2021 verified as of May 6, 2021 at 09:25 AM

Data in this report are provisional and subject to change.

The numbers in the table below represent the number of Florida and non-Florida residents for whom test results were received by the Department of Health. A person can be tested by more than one laboratory and can have both positive and negative results. **Therefore, the sum of the numbers in each column will be larger than the total number of people tested.**

Reporting lab	Inconclusive	Negative	Positive	Percent positive	Total
ADVENT HEALTH MEDICAL GROUP FAMILY AND INTERNAL MEDICINE AT AVALON PAR		25	3	11%	28
KEY PRIMARY CARE			28	100%	28
PARK WEST MEDICAL CENTER		27	1	4%	28
EMORY CRAWFORD LONG HOSPITAL LABORATOR		25	3	11%	28
Cleveland Clinic Laboratories		4	24	86%	28
LAKE PLACID HEALTH AND REHABILITATION		1	27	96%	28
BROWARD HEALTH IMPERIAL POINT NURSING			28	100%	28
MARION PEDIATRICS PA		21	7	25%	28
SUMMIT MEDICAL GROUP - 75 E NORTHFIELD		23	5	18%	28
UTAH DEPARTMENT OF HEALTH			28	100%	28
VASSAR BROTHERS MEDICAL CENTER LABORATORY		26	2	7%	28
MINUTE CLINIC DIAGNOSTIC OF TEXAS, LLC		25	3	11%	28
ADVENT HEALTH MEDICAL GROUP- FAMILY MEDICINE AT DR. PHILIPS		23	5	18%	28
NATIONAL MENTOR HEALTHCARE LLC			28	100%	28
WEST BROWARD CARE CENTER		24	4	14%	28
CVA MINUTE CLINIC DIAGNOSTIC OF VIRGINIA, LLC		27	1	4%	28
ORANGE PEDIATRICS			28	100%	28
URGENT CARE CENTER			28	100%	28
HOWARD BEACH URGENT CARE		26	2	7%	28
BROOKDALE PHILLIPPI CREEK			28	100%	28
MINUTECLINIC DIAGNOSTIC OF NORTH CAROLINA PC		25	3	11%	28
SHORE MEMORIAL HOSPITAL		25	3	11%	28
1 TOUCH TOTALCARE SOLUTIONS		25	3	11%	28
HOPE HEALTHCARE		26	1	4%	27
West Gate Village, LLC		27			27
URGENT FAMILY CARE INC		24	3	11%	27
Clearwater Center		13	14	52%	27
CVS NV3210POCT LAS VEGAS		24	3	11%	27
THE COMMONWEALTH OF MASSACHUSETTS		1	26	96%	27
VICK STREET MANOR		27			27
SUNCOAST LABS			27	100%	27
DIXIE COUNTY HEALTH DEPARTMENT		18	9	33%	27
LAKELAND HILLS CENTER		19	8	30%	27
BOZEMAN HEALTH DEACONESS HOSPITAL		18	9	33%	27
EPIC REFERENCE LABS INC			27	100%	27
CANTON-POTSDAM HOSPITAL LABORATORY		26	1	4%	27
WELLMED AT BRANDON REGIONAL		19	8	30%	27
COASTAL SKIN SURGERY AND DERMATOLOGY		19	8	30%	27
PHYSICIANS CARE		23	4	15%	27
PEPIN ACADEMIES-PASCO		26	1	4%	27
SPANISH RIVER HIGH SCHOOL ESE		23	4	15%	27
MINUTECLINIC DIAGNOSTIC OF TN PC #6363		22	5	19%	27
LEXINGTON PLACE SENIOR LIVING COMMUNITY		27			27
ATRIA LADY LAKE		27			27
LOOP PEDIATRICS		22	5	19%	27
HUNT CLUB PEDIATRIC ASSOCIATES LLC		22	5	19%	27
FORT SANDERS REGIONAL LABORATORY		27			27

# COVID-19: testing by laboratory

Data through May 5, 2021 verified as of May 6, 2021 at 09:25 AM

Data in this report are provisional and subject to change.

The numbers in the table below represent the number of Florida and non-Florida residents for whom test results were received by the Department of Health. A person can be tested by more than one laboratory and can have both positive and negative results. **Therefore, the sum of the numbers in each column will be larger than the total number of people tested.**

Reporting lab	Inconclusive	Negative	Positive	Percent positive	Total
SARNO FAMILY PRACTICE		14	13	48%	27
HEALTHPARK MEDICAL CENTER ABG LAB		26	1	4%	27
Summit Medical Group Westfield Lab		24	3	11%	27
EMORY BENNETT VETERANS NURSING HOME	1	26			27
THE CLUB AT BOYNTON BEACH, LLC		25	2	7%	27
CARENOW - DOWNTOWN NORTH GULCH		25	2	7%	27
ST MARYS MEDICAL CENTER			27	100%	27
BROOKDALE SOUTHPOINT			27	100%	27
EXPRESS CARE OF BELLEVIEW		27			27
BETHESDA HEALTH PHYSICIAN GROUP INC			27	100%	27
OPTIMAL CARE PEDIATRICS		8	19	70%	27
CVS NC7588POCT ASHEVILLE		23	4	15%	27
COASTAL COMPLETE CARE		13	14	52%	27
PALMETTO PEDIATRICS			26	100%	26
ADVENT HEALTH PARTIN SETTLEMENT HEALTH PARK		18	8	31%	26
ABL MEDICAL CARE LLC			26	100%	26
ADVENTHEALTH MEDICAL GROUP PEDIATRIC & ADOLESCENT		25	1	4%	26
NEWYORK-PRESBYTERIAN/ LAWRENCE HOSPITAL LABORATORY		23	3	12%	26
MINUTECLINIC DIAGNOSTIC OF TN PC #320		18	8	31%	26
LAKES DIALYSIS CENTER INC			26	100%	26
ADIRONDACK MEDICAL CENTER		26			26
ARCPOINT LABS OF FORT LAUDERDALE		25	1	4%	26
EXPRESS FAMILY CARE LLC		11	15	58%	26
MAGNOLIA PEDIATRICS		4	22	85%	26
DARDEN WELLNESS CENTER		23	3	12%	26
DELRAY BEACH FACIAL PLASTIC SURGERY		26			26
DAYTONA BEACH OPC		23	3	12%	26
RJ LEE GROUP	1	23	2	8%	26
JUST FOR KIDS PEDIATRICS		5	21	81%	26
USCG AIR STATION CLEARWATER CLINIC		25	1	4%	26
OAKTREE HEALTHCARE			26	100%	26
MONCRIEF ARMY HEALTH CLINIC			26	100%	26
TREEHOUSE PEDIATRICS & FAMILY CARE		26			26
PALM BEACH COUNTY FIRE RESCUE		24	2	8%	26
EAST HILL MEDICAL GROUP		17	9	35%	26
MINUTECLINIC DIAGNOSTIC OF NORTH		22	4	15%	26
THE MINIER URGENT CARE		20	6	23%	26
FLORIDA MEDICAL CLINIC - NEW TAMPA		21	5	19%	26
WAKULLA COUNTY HEALTH DEPARTMENT		12	14	54%	26
INNOVATIVE RESEARCH OF WEST FLORIDA		23	3	12%	26
MD BEAUTY LABS, PA		24	2	8%	26
J AND J VISTAKON EMPLOYEE HEALTH CENTER		25	1	4%	26
PULMONARY SPECIALISTS OF THE PALM BEACHES		16	10	38%	26
NEW YORK METHODIST HOSPITAL		22	4	15%	26
GRADY HEALTH SYSTEM		26			26
DALE MEDICAL CENTER		21	5	19%	26
LOT HEALTH SERVICES☐	1	25			26

# COVID-19: testing by laboratory

Data through May 5, 2021 verified as of May 6, 2021 at 09:25 AM

Data in this report are provisional and subject to change.

The numbers in the table below represent the number of Florida and non-Florida residents for whom test results were received by the Department of Health. A person can be tested by more than one laboratory and can have both positive and negative results. **Therefore, the sum of the numbers in each column will be larger than the total number of people tested.**

Reporting lab	Inconclusive	Negative	Positive	Percent positive	Total
ENCOMPASS HOME HEALTH OF THE SOUTHEAST LLC		23	2	8%	25
LAKE HOWARD HEIGHTS	1	21	3	12%	25
PHYSICIANS STAT		3	22	88%	25
CIMA MEDICAL CENTER		24	1	4%	25
SOUTH FLORIDA DIALYSIS CENTER		8	17	68%	25
NORTHEAST GEORGIA MEDICAL CENTER		25			25
STEWART MEDICAL GROUP INC			25	100%	25
FEDERAL PRISON CAMP PENSACOLA			25	100%	25
MADWAR		19	6	24%	25
SUNQUEST		3	22	88%	25
CENTRAL FLORIDA PEDIATRIC URGENT CARE LLC		21	4	16%	25
GREEN GABLES ASSISTED LIVING FACILITY		25			25
ADVENT HEALTH - LAKE MARY PEDIATRICS		16	9	36%	25
BAYFRONT HMA CONVENIENT CARE, LLC		2	23	92%	25
STATE LAB		3	22	88%	25
TOTAL ACCESS URGENT CARE		1	24	96%	25
ST. CLOUD HOSPITAL		20	5	20%	25
ST VINCENT'S EAST		23	2	8%	25
TREASURE COAST URGENT CARE			25	100%	25
WESTPAC LABS		1	24	96%	25
DOC PAM PA		24	1	4%	25
South Heritage Health and Rehab		25			25
MORTON PLANT NORTH BAY HOSPITAL			25	100%	25
JOINT AMBULATORY CARE CENTER		25			25
ASURANCE SCIENTIFIC LABORATORIES		24	1	4%	25
ADVENT HEALTH EXPRESS		9	16	64%	25
THE WATERMARK AT VISTAWILLA		25			25
ROSS MEDICAL GROUP			25	100%	25
JUPITER MEDICAL CENTER		1	24	96%	25
ADEPT INPATIENT MEDICAL SERVICES PC		25			25
UNIV OF NORTH ALABAMA HEALTH CENTER		22	3	12%	25
URGENT CARE USA			25	100%	25
FINLAY C. LABORATORY		4	21	84%	25
OLIVE BRANCH HEALTH AND REHABILITATION CENTER			25	100%	25
VILLAGES REHABILITATION AND NURSING CENTER		24	1	4%	25
WELLOW URGENT CARE		23	1	4%	24
INTERNAL MEDICINE LIPID AND WELNNESS PRACTICE		10	14	58%	24
SENIOR LIVING IV SUN CITY LLC		17	7	29%	24
ST ELIZABETH MEDICAL CENTER LABORATORY		21	3	13%	24
SOUTH NASSAU COMMUNITIES HOSPITAL		20	4	17%	24
MID FLORIDA PATHOLOGY LLC		23	1	4%	24
MEDEXPRESS URGENT CARE - SEMINOLE SQUA		22	2	8%	24
CHARLOTTE CHD PORT CHARLOTTE		20	4	17%	24
MINUTECLINIC, LLC, #4160		20	4	17%	24
EDWARD S BENNETT MD PLLC		24			24
LAKE NONA MEDICAL SERVICES		16	8	33%	24
ROWLETT MIDDLE ACADEMY		22	2	8%	24

# COVID-19: testing by laboratory

Data through May 5, 2021 verified as of May 6, 2021 at 09:25 AM

Data in this report are provisional and subject to change.

The numbers in the table below represent the number of Florida and non-Florida residents for whom test results were received by the Department of Health. A person can be tested by more than one laboratory and can have both positive and negative results. **Therefore, the sum of the numbers in each column will be larger than the total number of people tested.**

Reporting lab	Inconclusive	Negative	Positive	Percent positive	Total
LABORATORY DYNAMICS		20	4	17%	24
TIMBERLANE LODGE ALF	1	16	7	29%	24
WALGREENS #04618		21	3	13%	24
TARPON BAYOU CENTER			24	100%	24
A PLUS FAMILY URGENT CARE			24	100%	24
PALMS MEDICAL GROUP - LAKE CITY WEST		3	21	88%	24
WESTMINSTER WOODS ON JULINGTON CREEK		22	2	8%	24
ATRIA AT ST JOSEPHS		24			24
CSH LAKE ORIENTA LP		24			24
DOCTORS MEDICAL CENTER OF WALTON COUNTY CLINIC			24	100%	24
HERITAGE OAKS ASSISTED LIVING & MEMORY CARE		20	4	17%	24
PALM BEACH GARDENS MEDICAL CENTER			24	100%	24
LIFELINK TISSUE BANK D/B/A LIFELINK TISSUE BANK		20	4	17%	24
MED PLUS FLORENCE		20	4	17%	24
MINUTECLINIC DIAGNOSTIC OF SC, LLC #2		20	4	17%	24
THE CHAPPEL GROUP RESEARCH		24			24
SONATA BOYNTON BEACH		21	3	13%	24
ALAN SERURE MD		24			24
FORT PIERCE FAMILY CARE INC		18	6	25%	24
PACIFICA SENIOR LIVING FORT MYERS		15	9	38%	24
CL BRUMBACK PRIMARY CARE CLINIC LANTANA		2	22	92%	24
ADVANCED URGENT CARE CENTER		7	17	71%	24
HEALTH MED CENTERS		24			24
LAKEWOOD RANCH MEDICAL CENTER CLINICAL LAB			24	100%	24
AVENTIS BIO-SERVICES CTL		24			24
GILCHRIST COUNTY JAIL		22	2	8%	24
Wesley Place on Honeysuckle		22	2	8%	24
MADISON COUNTY MEMORIAL HOSP		12	12	50%	24
MINUTECLINIC MINUTECLINIC #8746		23	1	4%	24
HENNEPIN COUNTY MEDICAL CENTER (HCMC)		13	11	46%	24
NOVANT HEALTH		18	6	25%	24
SENIOR HEALTH OF WINTER PARK DUNDEE		24			24
COURTYARDS OF ORLANDO		24			24
RAINBOW PEDIATRIC CENTER		2	22	92%	24
PHYSICIANS PRIMARY CARE OF SW FLORIDA PL		24			24
MAITLAND PRIMARY CARE		9	15	63%	24
FLORENCE J HUNT STUDENT WELLNESS CENTER - HEALTH SERVICES (ABBOTT)		24			24
PALM BAY FAMILY PRACTICE		6	18	75%	24
INTERVENTIONAL REHABILITATION OF SOUTH FLORIDA		16	8	33%	24
UAH STUDENT HEALTH CENTER		17	7	29%	24
PRIME CARE ONE LLC/HARBORCHASE OF VENICE			24	100%	24
SARASOTA MEMORIAL NURSING & REHABILITATION CTR		24			24
PULSE MEDICAL GROUP INC			23	100%	23
Sovereign Laboratory Services, LLC		20	3	13%	23
UNIVERSITY HILLS HEALTH AND REHABILITATION CENTER		18	5	22%	23
ORANGE PARK PEDIATRIC ASSOCIATES		10	13	57%	23
Z UROLOGY		22	1	4%	23



# COVID-19: testing by laboratory

Data through May 5, 2021 verified as of May 6, 2021 at 09:25 AM

Data in this report are provisional and subject to change.

The numbers in the table below represent the number of Florida and non-Florida residents for whom test results were received by the Department of Health. A person can be tested by more than one laboratory and can have both positive and negative results. **Therefore, the sum of the numbers in each column will be larger than the total number of people tested.**

Reporting lab	Inconclusive	Negative	Positive	Percent positive	Total
UF HEALTH NORTH JACKSONVILLE			23	100%	23
ISLAND COAST PEDIATRICS PA		22	1	4%	23
NORTHWEST FLORIDA COMMUNITY HOSPITAL 3RD FLOOR		21	2	9%	23
WUESTHOFF MEDICAL CENTER-MELBOURNE			23	100%	23
GLEN COVE HOSPITAL		23			23
PREMIUM HEALTH CARE			23	100%	23
FLUSHING HOSPITAL MEDICAL CENTER		19	4	17%	23
PRIMECARE AT PORT ORANGE		4	19	83%	23
CITY OF SANFORD EMPLOYEE HEALTH AND		22	1	4%	23
WOODHOUSE INC		17	6	26%	23
APOLLO SURGERY CENTER		21	2	9%	23
MARQUES PEDIATRICS			23	100%	23
MIAMI BEACH MEDICAL GROUP			23	100%	23
CARESPOT		2	21	91%	23
BAYFRONT FAMILY HEALTH CENTER		3	20	87%	23
GAMMA DIAGNOSTIC LAB LLC			23	100%	23
FAST PACE MEDICAL CLINIC PLLC		21	2	9%	23
COMMONWEALTH OF MASSACHUSETTS			23	100%	23
ESOTERIX GENETIC LABORATORIES		17	6	26%	23
NEW YORK PRESBYTERIAN - ALLEN HOSPITAL		23			23
OMEGA LABORATORIES		19	4	17%	23
EGL GENETIC DIAGNOSTICS		1	22	96%	23
ERIC C MARSHAL MD, PC DBA MINUTECLINIC		22	1	4%	23
COASTAL FAMILY PRACTICE		15	8	35%	23
49D2045214PHYSICIAN OFFICE WAIVER MEDEXPRESS URGENT CARE - HARRISONBU		14	9	39%	23
BAYCARE MEDICAL GROUP INC			23	100%	23
TRINITY MEDICAL ASSOCIATES LLC			23	100%	23
NOBLE SENIOR LIVING		3	20	87%	23
NEW JERSEY		22	1	4%	23
WELLMED AT LAKE COPELAND		17	6	26%	23
REGENEXX TAMPA BAY		20	3	13%	23
BARTON FAMILY PRACTICE		12	11	48%	23
CORE LABORATORY		1	22	96%	23
LAKEVIEW HEALTH CARE SYSTEMS		9	14	61%	23
TREEHOUSE PEDIATRICS		19	4	17%	23
CONNECTDX		7	15	68%	22
GUARDANT HEALTH		16	6	27%	22
HARTFORD HOSPITAL ANCILLARY LAB		17	5	23%	22
CVS NC4165POCT BREVARD		14	8	36%	22
TEN HEALTHCARE		6	16	73%	22
MARATHON HEALTH FOR LIFE		19	3	14%	22
THE VILLAGES HEALTH		12	10	45%	22
CVS MINUTE CLINIC DIAGNOSTIC OF TN #6044		20	2	9%	22
ORANGE REGIONAL MEDICAL CENTER LABORATORY		17	5	23%	22
FAMILY AND AFTER HOURS CARE		22			22
SEAGRASS VILLAGE			22	100%	22
MORNINGSIDE MANOR & VILLA ADULT CARE C		22			22

# COVID-19: testing by laboratory

Data through May 5, 2021 verified as of May 6, 2021 at 09:25 AM

Data in this report are provisional and subject to change.

The numbers in the table below represent the number of Florida and non-Florida residents for whom test results were received by the Department of Health. A person can be tested by more than one laboratory and can have both positive and negative results. **Therefore, the sum of the numbers in each column will be larger than the total number of people tested.**

Reporting lab	Inconclusive	Negative	Positive	Percent positive	Total
MEDEXPRESS URGENT CARE - TIMBERLAKE		19	3	14%	22
KELLY'S ASSISTED LIVING FACILITY		22			22
PEDIATRIC ASSOCIATES PA		17	5	23%	22
FLORIDA PEDIATRICS		6	16	73%	22
ELAN SPANISH SPRINGS		4	18	82%	22
GLEN OAKS URGENT CARE		20	2	9%	22
SOLE HEALTH LLC		22			22
SOUTH CAROLINA DEPARTMENT OF HEALTH			22	100%	22
MINUTECLINIC DIAGNOSTIC OF TEXAS LLC		20	2	9%	22
THRIF-T DRUGS INC		20	2	9%	22
MOBILE DIVISION LABORATORY		7	15	68%	22
TEXAS DEPARTMENT OF STATE HEALTH SERVICES		3	19	86%	22
GRAND VILLA OF PALM COAST		22			22
ROCKLEDEGE REGIONAL MEDICAL CENTER		17	5	23%	22
OHIO CVS STORES, LLC DBA		19	3	14%	22
FLORIDA HOSPITAL LABS		12	10	45%	22
ROBINSON FAMILY CLINIC PA		12	10	45%	22
PRIMARY CARE SPECIALISTS OF ORLANDO LLC		17	5	23%	22
NAVAL MEDICAL CENTER SAN DIEGO	1		21	95%	22
DIACARTA INC.		22			22
ST VINCENT'S URGENT CARE		19	3	14%	22
MEDI STATION			22	100%	22
YUSRA MEDICAL ASSOCIATES PA		16	6	27%	22
MORRIS PARK URGENT CARE		19	3	14%	22
MINUTE-CLINIC DIAGNOSTIC OF VIRGINIA		18	4	18%	22
OCEANSIDE URGENT CARE		22			22
MINUTECLINIC DIAGNOSTIC PA		19	3	14%	22
BASSETTI & ASSOCIATES, MD, PA			22	100%	22
BROOKDALE WEST BOYNTON BEACH		22			22
MINUTECLINIC, LLC #1586		15	7	32%	22
OHSU MOLECULAR MICROBIOLOGY LAB		21	1	5%	22
EBEIDS MD PEDIATRICS		19	3	14%	22
GENTIVA HEALTH SERVICES		20	2	9%	22
MINUTECLINIC DIAGNOSTICS MEDICAL GROUP		21	1	5%	22
GOOD SAMARITAN MEDICAL CENTER			21	100%	21
RHODE ISLAND DEPARTMENT OF HEALTH			21	100%	21
GRACE WELLNESS CENTER		8	13	62%	21
CLINICAL PATHOLOGY LABORATORIES SOUTHEAST			21	100%	21
CITY OF CLEARWATER EMPLOYEE HEALTH CENTER		10	11	52%	21
ADVENT HEALTH - KISSIMMEE		6	15	71%	21
INTERNATIONAL MEDICAL LABORATORY INC		21			21
ESTATES MEDICAL CENTER		12	9	43%	21
ADVENTHEALTH MEDICAL GROUP	1	14	6	29%	21
ROCKLEDGE FAMILY HEALTH			21	100%	21
ST JUDE CHILDRENS RESEARCH HOSPITAL		21			21
HARLEM HOSPITAL CENTER		20	1	5%	21
SELECT PHYSICIANS ALLIANCE		21			21

# COVID-19: testing by laboratory

Data through May 5, 2021 verified as of May 6, 2021 at 09:25 AM

Data in this report are provisional and subject to change.

The numbers in the table below represent the number of Florida and non-Florida residents for whom test results were received by the Department of Health. A person can be tested by more than one laboratory and can have both positive and negative results. **Therefore, the sum of the numbers in each column will be larger than the total number of people tested.**

Reporting lab	Inconclusive	Negative	Positive	Percent positive	Total
SOMA MEDICAL CENTER, PA #4 FLORIDA MANGO		1	20	95%	21
MINUTECLINIC DIAGNOSTIC OF RHODE ISLAND, LLC #590		20	1	5%	21
CARENOW URGENT CARE-BRENTWOOD		15	6	29%	21
MINUTECLINIC, LLC #4507		19	2	10%	21
HEALTHY MINORS, LLC.		20	1	5%	21
SHELBY BAPTIST MEDICAL CENTER		16	5	24%	21
TENNESSEE DEPARTMENT OF HEALTH		15	6	29%	21
WACO HHSSURGEWACO	1	17	3	14%	21
CVS MINUTE CLINIC DIAGNOSTIC OF TEXAS LLC		17	4	19%	21
POINT OF CARE CLINICS PRIMARY CARE		20	1	5%	21
UPMC CHAUTAUQUA AT WCA LABORATORY		20	1	5%	21
NONA PEDIATRIC CENTER		15	6	29%	21
BIOREFERENCE LABORATORIES		8	13	62%	21
KIDS CARE PEDIATRICS PA			21	100%	21
WINTER PARK FAMILY PRACTICE LLC		17	4	19%	21
ST ANTHONY'S HOSP PATIENT CARE SERVICE			21	100%	21
ARDEN COURTS OF WINTER SPRINGS		18	3	14%	21
ADVENTHEALTH MEDICAL GROUP PEDIATRICS AT		4	17	81%	21
HELIX DIAGNOSTICS			21	100%	21
Citymd Of Lacey		18	3	14%	21
CLEVELAND CLINIC FLORIDA		1	20	95%	21
JEFFERSON K-12, A SOMERSET SCHOOL- CLINIC		17	4	19%	21
PRIMECARE OF DOTHAN-DALEVILLE CLINIC		16	5	24%	21
JOHNS HOPKINS MEDICAL LABORATORIES		1	20	95%	21
OWL NOW URGENT CARE		11	10	48%	21
COLUMBIA MEMORIAL HOSPITAL		21			21
TGH MEDICAL GROUP LABORATORY CARROLLWOOD			20	100%	20
FORT WALTON BEACH DEVELOPMENTAL CENTER		19	1	5%	20
KIDSWOOD PEDIATRICS CORP		6	14	70%	20
MEDICAL EXPRESS CORP		18	2	10%	20
BROOKDALE MANDARIN CENTRAL		7	13	65%	20
PRIMARY CARE MEDICINE	1	13	6	30%	20
BAPTIST MEDICAL GRP URGENT CARE & OCC HEALTH AIRPO		20			20
CARESPOT OF NOCATEE		1	19	95%	20
PONCE PLAZA NURSING & REHAB CENTER		4	16	80%	20
THE CANOPY AT HARPER LAKE	1		19	95%	20
AUBURN COMMUNITY HOSPITAL		18	2	10%	20
LAKE WORTH MANOR		19	1	5%	20
COMMUNITY CARE CENTER□		19	1	5%	20
FAMILY CARE CYPRESS CREEK		1	19	95%	20
GOOD SAMARITAN SOCIETY OF DAYTONA		16	4	20%	20
REGENCY SQUARE MALL - SEARS		4	16	80%	20
Floral Health and Rehabilitation, LLC		19	1	5%	20
BAY PEDIATRICS PA		18	2	10%	20
PICHARDO CLINIC, THE		18	2	10%	20
ORLANDO FAMILY PHYSICIANS INC		14	6	30%	20
MINUTECLINIC DIAGNOSTIC OF MICHIGAN PC		19	1	5%	20

# COVID-19: testing by laboratory

Data through May 5, 2021 verified as of May 6, 2021 at 09:25 AM

Data in this report are provisional and subject to change.

The numbers in the table below represent the number of Florida and non-Florida residents for whom test results were received by the Department of Health. A person can be tested by more than one laboratory and can have both positive and negative results. **Therefore, the sum of the numbers in each column will be larger than the total number of people tested.**

Reporting lab	Inconclusive	Negative	Positive	Percent positive	Total
STATEN ISLAND UNIVERSITY HOSPITAL		19	1	5%	20
ODYSSEY HEALTHCARE OF MARION COUNTY, LLC		19	1	5%	20
ADVENTIST HEALTH SYSTEM		16	4	20%	20
SHIELDT3 LLC		20			20
DEPT OF VA MEDICAL CENTER - BAY PINES			20	100%	20
MINUTE CLINIC DIAGNOSTIC OF TN PC #64		19	1	5%	20
MC DIAGNOSTIC OF CONNECTICUT, PC #1960		20			20
REDITUS LABORATORIES			20	100%	20
PROFESSIONAL PARK PEDIATRICS PA			20	100%	20
BEST MEDICAL CENTER		11	9	45%	20
BROWNE MEDICAL		18	2	10%	20
URGENT TEAM		17	3	15%	20
WINSHIPS PHARMACY INC		20			20
MCWHORTER SCHOOL OF PHARMACY		20			20
ANYTIME LAB, LLC		18	2	10%	20
CONSOLIDATED LAB SERVICES		10	10	50%	20
NORTHSIDE HOSPITAL DULUTH		17	3	15%	20
VIERA FAMILY MEDICINE AND WELLNESS		16	4	20%	20
CVS HEALTH, #3396		18	2	10%	20
COMMUNITY HOME HEALTH CARE		20			20
MINUTE CLINIC		2	18	90%	20
MINUTECLINIC DIAGNOSTIC OF TN PC #566		16	4	20%	20
FIRST CHOICE PEDIATRICS WINTER SPRINGS		15	5	25%	20
VALHALLA MEDICS		19			19
MEDEXPRESS URGENT CARE, MOON TOWNSHIP		18	1	5%	19
STAT MEDICAL CLINIC III INC		13	6	32%	19
MAIMONIDES MEDICAL CENTER		16	3	16%	19
FLORIDA HOSPITAL WINTER GARDEN		15	4	21%	19
MED & CO INVESTMENT LLC		17	2	11%	19
BRIDGEWAY HEALTH CLINICS INC			19	100%	19
ANYLABTESTNOW		6	13	68%	19
CARESPOT EXPRESS HEALTHCARE			19	100%	19
CLINIC OF PEDIATRICS & GI MEDICINE INC		1	18	95%	19
VALLEY IMMEDIATE CARE		16	3	16%	19
EMERALD COAST HOSPICE - CRESTVIEW		19			19
CITY OF LAKE MARY EMPLOYEE HEALTH CENTER		16	3	16%	19
ASHRAF MEDICAL GROUP PLLC DBA PULSE M		18	1	5%	19
CARE POINT HEALTH & WELLNESS CENTER		19			19
LOVING CARE OF THE TREASURE COAST LLC	1	13	5	26%	19
INTEGRATED REGIONAL LABORATORIES - LARGO			19	100%	19
ALL PEDIATRIC CARE			19	100%	19
CLERMONT ADVENTHEALTH CENTRA CARE		1	18	95%	19
ST. JUDES LABORATORIES		13	6	32%	19
BAYVIEW MEDICAL		19			19
SAVANNAH STATE UNIVERSITY, COUNSELING		19			19
TGH URGENT CARE - WESTCHASE			19	100%	19
ABC PEDIATRICS OF PORT ST LUCIE		17	2	11%	19

# COVID-19: testing by laboratory

Data through May 5, 2021 verified as of May 6, 2021 at 09:25 AM

Data in this report are provisional and subject to change.

The numbers in the table below represent the number of Florida and non-Florida residents for whom test results were received by the Department of Health. A person can be tested by more than one laboratory and can have both positive and negative results. **Therefore, the sum of the numbers in each column will be larger than the total number of people tested.**

Reporting lab	Inconclusive	Negative	Positive	Percent positive	Total
BAY COUNTY HEALTH DEPARTMENT		14	5	26%	19
BAPTIST MEMORIAL HEALTH CARE		17	2	11%	19
CVS PHARMACY		1	18	95%	19
CAREHERE- LCS LEESBURG			19	100%	19
NANO HEALTH ASSOCIATES LLC		19			19
MED HEALTH SERVICES		18	1	5%	19
FLORIDA COMMUNITY HEALTH CENTER OF ST. LUCIE		1	18	95%	19
MINUTECLINIC INCORPORATE, LLC		16	3	16%	19
MICHELLE S PAGE MD PA		18	1	5%	19
ELTINGVILLE CIRCLE URGENT CARE		18	1	5%	19
INTEGRATED FAMILY MEDICAL CENTER			19	100%	19
MONROE COUNTY DETENTION CENTER			19	100%	19
COLLEGE POINT URGENT CARE		16	3	16%	19
FOX FAMILY PRACTICE		19			19
WELLSTAR COBB HOSPITAL		17	2	11%	19
SEVEN RIVERS REGIONAL MEDICAL CENTER		5	14	74%	19
URGENT CARE & FAMILY PRACTICE CENTER			19	100%	19
CVS MINUTE CLINIC DIAGNOSTIC OF TEXAS, LLC		15	4	21%	19
FRUITVILLE URGENT CARE			19	100%	19
ROYAL PALM MEDICAL GROUP, INC		19			19
PRATTVILLE BAPTIST HOSPITAL		15	4	21%	19
MD PLUS URGENT CARE, LLC			19	100%	19
NO NAME		8	11	58%	19
STONE WASH CLINICAL LABORATORIES		2	17	89%	19
CORNER OAK ESTATE LLC		19			19
LAB INTERMARKET FACILITY LAB		1	18	95%	19
AURORA UNIVERSITY WELLNESS CENTER		19			19
OCEAN REEF MEDICAL CENTER, LLC			19	100%	19
ST CATHERINE OF SIENA HOSPITAL		17	2	11%	19
ROBERT WOOD JOHNSON UNIVERSITY HOSP		17	2	11%	19
JACKSON NORTH MEDICAL CENTER		2	17	89%	19
MEDLAB INC		18			18
CVS MINUTE CLINIC DIAGNOSTIC MED GRP OF CA		18			18
BROOKDALE ST AUGUSTINE		1	17	94%	18
BRONSON FIRE DEPARTMENT		18			18
CVS MINUTE CLINIC DIAGNOSTIC PA		13	5	28%	18
BERGEN NEW BRIDGE M		16	2	11%	18
107TH PLACE GROUP HOME		18			18
CABOT RESERVE ON THE GREEN		18			18
MOORINGS PARK OAKSTONE AT GREY OAKS		17	1	6%	18
ASCENSION ST VINCENT'S PRIMARY CARE		1	17	94%	18
MARION COUNTY HEALTH DEPARTMENT		17	1	6%	18
WALGREEN EASTERN CO, INC		18			18
MC DIAGNOSTIC OF CONNECTICUT, PC #775		17	1	6%	18
DR PHILLIPS MEDICAL WELLNESS CENTER		13	5	28%	18
AURORA DIAGNOSTICS		6	12	67%	18
MINUTE CLINIC DIAGNOSTIC OF SOUTH CAROLINA		14	4	22%	18



# COVID-19: testing by laboratory

Data through May 5, 2021 verified as of May 6, 2021 at 09:25 AM

Data in this report are provisional and subject to change.

The numbers in the table below represent the number of Florida and non-Florida residents for whom test results were received by the Department of Health. A person can be tested by more than one laboratory and can have both positive and negative results. **Therefore, the sum of the numbers in each column will be larger than the total number of people tested.**

Reporting lab	Inconclusive	Negative	Positive	Percent positive	Total
SONORA QUEST LABORATORIES			18	100%	18
Terrace of Jacksonville		3	15	83%	18
CALLAWAY CLINIC		13	5	28%	18
LEE MEMORIAL HEALTH SYSTEM D/B/A		16	2	11%	18
MEDEXPRESS URGENT CARE - ROBINSON TWP, STEUBENVILLE PIKE		16	2	11%	18
URGENT CARE AT LONGWOOD			18	100%	18
UM MILLER SCHOOL OF MEDICINE			18	100%	18
OSCEOLA ALF OPERATOR, LLC DBA□		18			18
INTERMOUNTAIN CENTRAL LAB		1	17	94%	18
AVALON FAMILY RESORT ASSISTED LIVING LLC		18			18
PPD - IXLAYER		17	1	6%	18
MADISON CORE LABORATORIES		17	1	6%	18
TENDER CARE ALF		18			18
UC HEALTH UNIVERSITY HOSPITAL		15	3	17%	18
MEDEXPRESS URGENT CARE LEWISBURG		17	1	6%	18
GENERAL INTERNAL MEDICINE MEDICAL CTR CLINIC		13	5	28%	18
XPRESS WELLNESS URGENT CARE			18	100%	18
DAVID LAWRENCE CENTER INC		16	2	11%	18
MIRIMUS INC		1	17	94%	18
CVS MINUTE CLINIC DIAGNOSTIC OF WISCONSIN		18			18
ADVENT HEALTH - WINTER HAVEN		8	10	56%	18
MINUTECLINIC, LLC, DBA MINUTECLINIC #6		16	2	11%	18
HAWTHORNE INN OF LAKELAND		18			18
CLEVELAND CLINIC			18	100%	18
TPCA CLINICAL LABORATORIES		15	3	17%	18
MONTEFIORE ST LUKE'S CORNWALL HOSPITAL		14	4	22%	18
SANTA ROSA COUNTY JAIL - WELLPATH			18	100%	18
IONA COLLEGE HEALTH & WELLNESS CENTER		18			18
CRANES VIEW LODGE			18	100%	18
MINUTECLINIC #8699		14	4	22%	18
MI CASA DORADA ASSISTED LIVING FACILIT		18			18
FORT HAMILTON URGENT CARE		18			18
URGENT CARE WEST CLINIC		14	3	18%	17
BAY BREEZE HEALTH AND REHABILITATION CENTER		9	8	47%	17
INFEXIONSHIELD INC.		17			17
MASSACHUSETTS GENERAL HOSPITAL		1	16	94%	17
BRYAN WHITFIELD MEMORIAL HOSPITAL		12	5	29%	17
FLORIDA KEYS CONCIERGE MEDICINE, LLC		15	2	12%	17
ALBIBI		1	16	94%	17
THE CLINIC PREMISE HEALTH		11	6	35%	17
PALATKA VA CBOC		16	1	6%	17
ADVENT HEALTH - ZEPHYRHILLS			17	100%	17
MEDEXPRESS URGENT CARE - LAFAYETTE		16	1	6%	17
NOVANT HEALTH GOHEALTH URGENT CARE-HARRISBURG		8	9	53%	17
EAR NOSE & THROAT ASSOCIATES OF MANATEE PA		17			17
COMMUNITY HEALTH OF SOUTH FLORIDA INC			17	100%	17
WELLSTAR NORTH FULTON HOSPITAL LABORAT		16	1	6%	17

# COVID-19: testing by laboratory

Data through May 5, 2021 verified as of May 6, 2021 at 09:25 AM

Data in this report are provisional and subject to change.

The numbers in the table below represent the number of Florida and non-Florida residents for whom test results were received by the Department of Health. A person can be tested by more than one laboratory and can have both positive and negative results. **Therefore, the sum of the numbers in each column will be larger than the total number of people tested.**

Reporting lab	Inconclusive	Negative	Positive	Percent positive	Total
COVANCE CENTRAL LABORATORY		4	13	76%	17
YORKVILLE PEDIATRIC URGENT CARE		17			17
LYNN KEEFE, MD PEDIATRICS		14	3	18%	17
NEMOURS CHILDREN'S URGENT			17	100%	17
CARE NOW, INC		13	4	24%	17
Atlanta VAMC		12	5	29%	17
MINUTE-CLINIC DIAGNOSTIC OF VIRGINIA, LLC #2003		14	3	18%	17
KIMBERLY J HENDERSON MD PC		16	1	6%	17
CVS MINUTE CLINIC DIAGNOSTIC OF VIRGINIA		17			17
STARLING AT NOCATEE			17	100%	17
DIEGO FALLON MD PA		6	11	65%	17
RESOLVE MOLECULAR DIAGNOSTICS		13	4	24%	17
COMPREHENSIVE CHILDCARE ASSOCIATES		9	8	47%	17
JACKSON LABORATORY FOR GENOMIC MEDICIN		17			17
MARCO DRUGS AND COMPOUNDING		13	4	24%	17
PRIMARY CARE WALK IN CLINIC PLLC			17	100%	17
WELLINGTON FAMILY PRACTICE		13	4	24%	17
UNIVERSITY LAB			17	100%	17
PARRISH HEALTH CENTER		14	3	18%	17
CVS NC2357POCT HUNTERSVILLE		15	2	12%	17
BROOKDALE CROWN POINT			17	100%	17
MINUTECLINIC DIAGNOSTIC OF TN PC #643		13	4	24%	17
MINUTECLINIC DIAGNOSTIC OF TN PC #6415		13	4	24%	17
RIVERSIDE MEDICAL GROUP		16	1	6%	17
GENETIC TECHNOLOGICAL INNOVATIONS			17	100%	17
SARASOTA MEDICAL CENTER		6	11	65%	17
MEDEXPRESS URGENT CARE- MARYLAND		14	3	18%	17
BLOUNT MEMORIAL HOSPITAL		14	3	18%	17
ST JOSEPH HOSPITAL		16	1	6%	17
SOMA MEDICAL CENTER PA			17	100%	17
MC DIAGNOSTIC OF CONNECTICUT, PC #1966		17			17
HEALTHCARE NOW			17	100%	17
UNIVERSITY OF ALABAMA - FUNGAL REFERENCE LABORATORY		12	5	29%	17
UVMC MICROBIOLOGY		16	1	6%	17
LEHIGH VALLEY HOSPITAL		3	14	82%	17
COAST MED URGENT CARE		16	1	6%	17
URGENT CARE OF NEW YORK		16	1	6%	17
MINUTECLINIC DIAGNOSTIC OF OKLAHOMA		14	3	18%	17
GENOTOX LABORATORIES		14	3	18%	17
INN AT LAKE SEMINOLE SQUARE, THE		17			17
ESTATES MEDICAL CENTER INC		4	13	76%	17
KAILOS GENETICS INC		13	3	19%	16
KETAMINE HEALTH CENTERS AT BONITA SPRINGS, LLC		16			16
NORTHERN WESTCHESTER HOSPITAL LABORATORY		14	2	13%	16
SURGERY CENTER OF CORAL GABLES LLC,THE		12	4	25%	16
RICH STREET GROUP HOME		9	7	44%	16
MINUTECLINIC DIAGNOSTIC OF VIRGINIA, LLC #1416		15	1	6%	16

# COVID-19: testing by laboratory

Data through May 5, 2021 verified as of May 6, 2021 at 09:25 AM

Data in this report are provisional and subject to change.

The numbers in the table below represent the number of Florida and non-Florida residents for whom test results were received by the Department of Health. A person can be tested by more than one laboratory and can have both positive and negative results. **Therefore, the sum of the numbers in each column will be larger than the total number of people tested.**

Reporting lab	Inconclusive	Negative	Positive	Percent positive	Total
PROMEDICA LABORATORIES		11	5	31%	16
MINUTECLINIC DIAGNOSTIC OF VIRGINIA		16			16
WALGREENS #07936		15	1	6%	16
FLORIDA MEDICAL ASSOCIATES LLC		9	7	44%	16
CENTRAL JERSEY URGENT CARE OF EATONTOW		15	1	6%	16
Lab MSMC Hialeah			16	100%	16
URGENT CARE CLINIC OF LINCOLN		14	2	13%	16
BVL PEDIATRICS		14	2	13%	16
HODGES CLUSTER		2	14	88%	16
TMH FSU RAPID LABORATORY		2	14	88%	16
MEDICINE AT LONGWOOD		16			16
UNAVAILABLE/UNKNOWN/NO INFORMATION FOUND			16	100%	16
MINUTECLINIC DIAG OF IND, LLC #6697		14	2	13%	16
XERA MED RESEARCH			16	100%	16
ST AUGUSTINE PLANTATION		1	15	94%	16
MILLENNIUM PHYSICIAN GRP LLC NAPLES PINE RIDGE			16	100%	16
MINUTE CLINIC LLC #5733		16			16
PANAMA CITY VITAS HOSPICE		16			16
FAST TRACK URGENT CARE CENTER - TYRONE			16	100%	16
JOSEPH MIGNOGNA		13	3	19%	16
NORTHWEST FLORIDA SLEEP		1	15	94%	16
LAKEVIEW HEALTH SYSTEMS			16	100%	16
PRO HEALTH FAMILY PHYSICIANS, NYSTROM		16			16
PROHEALTH CARE ASSOCIATES MOBILE		13	3	19%	16
CRUCIAL CARE		10	6	38%	16
LILY'S PROMISE AL#12775		16			16
OKEECHOBEE HEALTHCARE FACILITY			16	100%	16
TIFT REGIONAL HEALTH SYSTEM, INC		16			16
TINA'S ASSISTED LIVING FACILITY CORP		16			16
JS HEALTHCARE INC		16			16
NOVALIFE MEDSPA			16	100%	16
NORTHWEST FLORIDA ENT, PA		5	11	69%	16
INDIANA STATE DEPARTMENT OF HEALTH		1	15	94%	16
Good Samaritan Society		16			16
TOXUSALABS DBA CONNECTDX LABS		13	3	19%	16
INTERNAL MEDICINE ASSOCIATES & SPECIALTIES INC		15	1	6%	16
MORTON PLANT MEASE			16	100%	16
Heartland Healthcare Center Boca Raton		2	14	88%	16
ST JOSEPHS HOSP OF ATLANTA/CLINIC LAB		14	2	13%	16
BONIFAY NURSING AND REHABILITATION CENTER			16	100%	16
ALL FLORIDA FAMILY & SPORTS MEDICINE		15	1	6%	16
SUFFRIDGE DRIVE GROUP HOME		16			16
MINNEOLA PLACE A HOMEBRIDGE COMMUNITY		16			16
HUNTINGTON URGENT CARE		15	1	6%	16
HUDSON VALLEY HOSPITAL CENTER LABORATORY		15	1	6%	16
UNIVERSITY OF MIAMI MILLER SCHOOL			16	100%	16
DAVITA DIALYSIS		4	12	75%	16

# COVID-19: testing by laboratory

Data through May 5, 2021 verified as of May 6, 2021 at 09:25 AM

Data in this report are provisional and subject to change.

The numbers in the table below represent the number of Florida and non-Florida residents for whom test results were received by the Department of Health. A person can be tested by more than one laboratory and can have both positive and negative results. **Therefore, the sum of the numbers in each column will be larger than the total number of people tested.**

Reporting lab	Inconclusive	Negative	Positive	Percent positive	Total
PRESBYTERIAN MEDICAL SERVICES		16			16
WALGREENS #06416		15	1	6%	16
STATEN ISLAND UNIVERSITY HOSPITAL SEGUINE AVE		13	3	19%	16
SRMC AVALON		9	7	44%	16
VERO DIAGNOSTICS		14	1	7%	15
VIGILINT HEALTHCARE		13	2	13%	15
BAPTIST PRIMARY CARE PONTE VEDRA		9	6	40%	15
BESSENT ROAD GROUP HOME		15			15
CVS CA9715POCT THOUSAND OAKS		15			15
ST LUKES ROOSEVELT LABORATORY		12	3	20%	15
HIRAM COLLEGE HEALTH CENTER (ABBOTT)		13	2	13%	15
CARENOW URGENT CARE-DONELSON		12	3	20%	15
LONG ISLAND JEWISH VALLEY STREAM		14	1	7%	15
SKIN WELLNESS PHYSICIANS LLC		15			15
SINAI HOSPITAL OF BALTIMORE		15			15
GADSDEN REGIONAL MEDICAL CENTER		15			15
DIATHERIX		13	2	13%	15
CVS MINUTE CLINIC, LLC		13	2	13%	15
Crestwood Nursing Center		8	7	47%	15
MINUTECLINIC DIAGNOSTIC OF GEORGIA, LL		12	3	20%	15
MEDI-DRUG INC		13	2	13%	15
DELIVER MY MEDS CORP		15			15
LAKE CO SCHOOLS EMPLOYEE HEALTH & WELLNESS CENTER	1	11	3	20%	15
HEALTH MED HOME CARE, LLC		15			15
MC DIAGNOSTIC OF CONNECTICUT PC #459		15			15
WESTERN NEW YORK IMMEDIATE MEDICAL CAR		13	2	13%	15
MINUTE CLINIC DIAGNOSTIC MED GRP		14	1	7%	15
MEADOWCREST MOLECULAR DIAGNOSTICS, LLC			15	100%	15
FAMILY CARE CENTER OF ARLINGTON		10	5	33%	15
CVS NY491POCT JACKSON HEIGHTS		15			15
GNT ASSOCIATES		14	1	7%	15
MIAMI BEACH MEDICAL GROUP LLC			15	100%	15
ALAN L MELOTEK MD		15			15
BROOKLYN HOSPITAL CENTER DOWNTOWN CAMPUS		15			15
MONTEFIORE NYACK HOSPITAL AFFILIATED LABORATORY		13	2	13%	15
PROMUS DIAGNOSTICS, LLC			15	100%	15
PATHLINE			15	100%	15
BAPTIST MEDICAL CENTER EAST		11	4	27%	15
MEDLAB ASSOCIATES LLC		15			15
CVS TN2179POCT MURFREESBORO		14	1	7%	15
ATMORE NURSING CENTER		14	1	7%	15
ORLANDO HEALTH		2	13	87%	15
WELLMED AT PORT ST LUCIE WEST		10	5	33%	15
CARENOW URGENT CARE-WEST END		10	5	33%	15
HOLLEY-NAVARRE MEDICAL CLINIC		5	10	67%	15
FLORIDA DEPARTMENT OF HEALTH IN HILLSBOROUGH COUNTY		1	14	93%	15
OPTIONS FOR SENIORS INC DBA PALM KREST MANOR		12	3	20%	15

# COVID-19: testing by laboratory

Data through May 5, 2021 verified as of May 6, 2021 at 09:25 AM

Data in this report are provisional and subject to change.

The numbers in the table below represent the number of Florida and non-Florida residents for whom test results were received by the Department of Health. A person can be tested by more than one laboratory and can have both positive and negative results. **Therefore, the sum of the numbers in each column will be larger than the total number of people tested.**

Reporting lab	Inconclusive	Negative	Positive	Percent positive	Total
MC DIAGNOSTIC OF CONNECTICUT, PC # 257		14	1	7%	15
ST JOSEPH WOMENS HOSPITAL			15	100%	15
OPIS ISLAND LAKE CENTER		13	2	13%	15
AJU GEORGE MD PA			15	100%	15
MC DIAGNOSTIC OF CONNECTICUT , PC # 3		13	2	13%	15
UNIVERSITY HOSPITAL UC HEALTH		11	4	27%	15
CVS TX8321POCT MCKINNEY		15			15
MINUTECLINIC DIAGNOSTIC OF RHODE ISLAND		12	3	20%	15
OAKMONTE VILLAGE OF DAVIE			15	100%	15
CARDIOTHORACIC SURGERY OF HYDE PARK			15	100%	15
TELEVISIT MALABAR PEDIATRICS		5	10	67%	15
CUSTEAD CARE CENTER HAVEN HOSPICE		12	3	20%	15
MINUTECLINIC DIAGNOSTIC OF TN, PC 6438		13	2	13%	15
FAMILY CARE			15	100%	15
WALK IN URGENT CARE			15	100%	15
HAVEN HOSPICE IN CHIEFLAND		9	6	40%	15
Astoria Health and Rehab		15			15
PARROTT MEDICAL CLINIC			15	100%	15
MILTON 4707		15			15
LAKE NONA MEDICAL SERVICE LLC		13	2	13%	15
PREMIER LABORATORY SERVICES, LLC		5	10	67%	15
EASTLAKE PEDIATRICS - TRINITY		15			15
NORTH COUNTRY FAMILY HEALTH CENTER INC		15			15
NIGHT OWL PEDIATRICS URGENT CARE			14	100%	14
ST CLOUD MEDICAL GROUP		12	2	14%	14
PT&J REHAB - VILLAGE OF ROYAL PALM BEACH		12	2	14%	14
ACCESS HOME HEALTH OF FLORIDA LLC		14			14
FAMILY MEDICINE OF WESTON LLC		6	8	57%	14
DESOTO HEALTH AND REHAB LLC		9	5	36%	14
MED TECH SERVICES OF PALM BEACH INC		14			14
The Evangelical Lutheran Good Samaritan Society		14			14
INHEALTH LIFE SCIENCES		6	8	57%	14
SUMMIT ATLANTIC SURGERY CENTER		14			14
RIVERSIDE COTTAGES AT THE SHORES, LLC			14	100%	14
MINUTECLINIC, LLC, DBA MINUTECLINIC #2		12	2	14%	14
MADISON COUNTY HEALTH DEPARTMENT		7	7	50%	14
TAPESTRY TALLAHASSEE WALDEN		14			14
MINUTE-CLINIC DIAGNOSTIC OF VIRGINIA, LLC		14			14
BAPTIST HEALTH			14	100%	14
MINUTECLINIC DIAGNOSTIC OF NEW JERSEY, LLC # 7069		14			14
HORIZON MEDICAL GROUP		12	2	14%	14
EPIPHANY HEALTH		8	6	43%	14
TALLAHASSEE PRIMARY CARE ASSOCIATES PA		12	2	14%	14
ALASKA PUBLIC HEALTH LAB		1	13	93%	14
MINUTE CLINIC OF KANSAS PA		8	6	43%	14
SOUTHEASTERN UNIVERSITY INC		14			14
QUEENS UNIVERSITY OF CHARLOTTE		14			14



# COVID-19: testing by laboratory

Data through May 5, 2021 verified as of May 6, 2021 at 09:25 AM

Data in this report are provisional and subject to change.

The numbers in the table below represent the number of Florida and non-Florida residents for whom test results were received by the Department of Health. A person can be tested by more than one laboratory and can have both positive and negative results. **Therefore, the sum of the numbers in each column will be larger than the total number of people tested.**

Reporting lab	Inconclusive	Negative	Positive	Percent positive	Total
PHELPS HOSPITAL LABORATORY		12	2	14%	14
CVS TX7162POCT HOUSTON		14			14
HEALTHFIRST ADVENT HEALTH CENTRA CARE COCOA BEACH			14	100%	14
STEWART MELBOURNE HOSPITAL, INC	1		13	93%	14
SARASOTA - ROBERT L TAYLOR COMMUNITY CENTER		1	13	93%	14
MHHS All Lab Subsection		14			14
TLC FAMILY CARE HOME INC		14			14
SUNCOAST COMMUNITY HEALTH CENTERS INC		4	10	71%	14
MEDEXPRESS URGENT CARE - BENTON HARBOR		14			14
NORTHSIDE HOSPITAL FORSYTH		12	2	14%	14
NORTHWESTERN MEMORIAL HOSPITAL			14	100%	14
MELBOURNE FAMILY PRACTICE		12	2	14%	14
DOCTORS EXPRESS OF ST PETERSBURG		4	10	71%	14
CVS GA2108POCT NORCROSS		11	3	21%	14
METHODIST MEDICAL CENTER		11	3	21%	14
LIFE'S SPECIAL MOMENTS INC		14			14
Solaris Healthcare Pensacola			14	100%	14
LUCID DIAGNOSTICS LABS			14	100%	14
CVS TN5639POCT FARRAGUT		11	3	21%	14
BELLEVUE HOSPITAL CENTER DEPARTMENT		14			14
MINUTECLINIC DIAGNOSTIC OF TN, PC 4992		14			14
DYNAMIC DNA LAB		1	13	93%	14
DIAMOND SPEEDWAY DIALYSIS		1	13	93%	14
CITY OF WEST PALM BEACH EMPLOYEE & FAMILY HEALTH		14			14
NEW YORK PRESBYTERIAN - LOWER MANHATTAN		14			14
MIRACLE ALF INC		14			14
FAMILY PRACTICE ON THE GO		6	8	57%	14
IGENEX INC		14			14
CVS HEALTH MINUTE CLINIC		1	13	93%	14
FG RAPID RESULTS LLC		8	6	43%	14
EFFINGER HEALTH, PA		14			14
SOUTHEASTERN LABORATORY			14	100%	14
POLK CHD BARTOW		13	1	7%	14
SOMA MEDICAL CENTER, P.A.			14	100%	14
SIGMUND LABS LLC		14			14
RICHMOND UNIVERSITY MEDICAL CENTER		12	2	14%	14
BOCA SIMON		2	12	86%	14
MINUTECLINIC DIAGNOSTIC OF NEW MEXICO		14			14
HAVEN HOSPICE			14	100%	14
MONTEFIORE MEDICAL CENTER LABORATORIES - WEILER		10	4	29%	14
Hackensack Umc Mountainside		13	1	7%	14
MEDI PARTNERS OF S FLORIDA LLC		14			14
MEDEXPRESS URGENT CARE - PANTOPS		12	2	14%	14
CVS NC187POCT CHARLOTTE		13	1	7%	14
ADVICE FOR OPTIMAL WELLNESS		11	3	21%	14
ARNOT OGDEN MEDICAL CENTER LABORATORY		14			14
UNIVERSITY HOSPITALS OF CLEVELAND		8	6	43%	14

# COVID-19: testing by laboratory

Data through May 5, 2021 verified as of May 6, 2021 at 09:25 AM

Data in this report are provisional and subject to change.

The numbers in the table below represent the number of Florida and non-Florida residents for whom test results were received by the Department of Health. A person can be tested by more than one laboratory and can have both positive and negative results. **Therefore, the sum of the numbers in each column will be larger than the total number of people tested.**

Reporting lab	Inconclusive	Negative	Positive	Percent positive	Total
BRIDGE DIAGNOSTICS			13	100%	13
CVS MINUTE CLINIC DIAGNOSTIC OF TN #3293		12	1	8%	13
MY WELLNESS EXPRESS			13	100%	13
CULINARY INSTITUTE OF AMERICA STUDENT	3	10			13
MERCY MEDICAL CENTER		6	7	54%	13
MAINSTREET FAMILY SELECT		1	12	92%	13
ESCAMBIA COMMUNITY CLINIC		2	11	85%	13
IN-OFFICE LAB		12	1	8%	13
HARBOR CHASE OF JACKSONVILLE			13	100%	13
DEVEREUX FLORIDA CHILDRENS CENTER			13	100%	13
BARRANCO CLINIC,THE	3	9	1	8%	13
MEYER PEDIATRICS CHTD		11	2	15%	13
MINUTECLINIC DIAGNOSTIC OF ILLINOIS LL		11	2	15%	13
CVS MINUTE CLINIC DIAGNOSTIC MED GRP OF SAN		11	2	15%	13
MINUTECLINIC DIAGNOSTIC OF NORTH CAROLINA, PC		12	1	8%	13
MEDEXPRESS URGENT CARE-ALTOONA		11	2	15%	13
MEDLABS DIAGNOSTICS		11	2	15%	13
MEDEXPRESS URGENT CARE - CHRISTIANBURG		9	4	31%	13
WANTAGH URGENT CARE		10	3	23%	13
BENNETT PEDIATRICS		13			13
GLENBROOKE AT PALM BAY			13	100%	13
WORLD WRESTLING ENTERTAINMENT			13	100%	13
ST CLOUD COMPOUNDING PHARMACY & WELLNESS CENTER		12	1	8%	13
LAKELAND REGIONAL HEALTH GRASSLANDS		12	1	8%	13
VALDOSTA FAMILY MEDICINE		1	12	92%	13
CLINICAL LABORATORY SERVICES			13	100%	13
VILLA OF KINGS AND QUEENS OF DELRAY		13			13
ALL 4 KIDZ PEDIATRICS		9	4	31%	13
MEDEXPRESS URGENT CARE-LATROBE		12	1	8%	13
Sunnyside Care Center		13			13
ROCKLEDGE		3	10	77%	13
SOUTHEAST FAMILY HEALTHCARE CENTER			13	100%	13
MINUTE CLINIC LLC #5706		11	2	15%	13
MINUTECLINIC, LLC #1492		13			13
CAN COMMUNITY HEALTH, INC		11	2	15%	13
AVALON MEDICAL WALK IN CLINIC			13	100%	13
MINUTE CLINIC DIAGNOSTIC OF NORTH CAROLINA		12	1	8%	13
GULF COAST MEDICAL GROUP		5	8	62%	13
ORCHID COVE		3	10	77%	13
RDX BIOSCIENCE INC		10	3	23%	13
Signature Healthcare of Savannah		13			13
LANE PEDIATRICS PA		1	12	92%	13
CONSULATE HEALTH CARE OF PENSACOLA			13	100%	13
COMPASS URGENT CARE		8	5	38%	13
RED MOUNTAIN DIAGNOSTICS		13			13
CLEVELAND TENNESSEE HOSPITAL COMPANY		11	2	15%	13
MINUTECLINIC LLC (1435)		12	1	8%	13

# COVID-19: testing by laboratory

Data through May 5, 2021 verified as of May 6, 2021 at 09:25 AM

Data in this report are provisional and subject to change.

The numbers in the table below represent the number of Florida and non-Florida residents for whom test results were received by the Department of Health. A person can be tested by more than one laboratory and can have both positive and negative results. **Therefore, the sum of the numbers in each column will be larger than the total number of people tested.**

Reporting lab	Inconclusive	Negative	Positive	Percent positive	Total
ORMOND MEDICAL ARTS		3	10	77%	13
CVS MINUTE CLINIC DIAGNOSTIC PA #3060		11	2	15%	13
MOODY MANOR		13			13
FYZAMEDICAL, LLC		9	4	31%	13
FLORIDA STATE HOSPITAL			13	100%	13
EAR NOSE AND THROAT ASSOCIATES OF MANATEE, P.A.		10	3	23%	13
BROOKDALE DELAND			13	100%	13
CVS HEALTH, #2043		13			13
MINUTE CLINIC, LLC #4650		11	2	15%	13
MINUTE CLINIC LLC #2775		12	1	8%	13
AFC URGENT CARE - CEDAR GROVE		11	2	15%	13
CORAL LANDING ASSISTED LIVING		11	2	15%	13
MINUTE CLINIC LLC #6765		13			13
MINUTECLINIC MINUTECLINIC #8505		11	2	15%	13
MINUTECLINIC LLC # 3401		13			13
MINUTECLINIC, LLC, DBA MINUTECLINIC #6106		11	2	15%	13
MEDEXPRESS URGENT CARE MONACA		13			13
SANDGATE GARDENS REHAB & NURSING CENTER		3	10	77%	13
CROSS CARE CENTER			13	100%	13
THE PLAZA AT PARKSQUARE		13			13
ACM MEDICAL LABORATORY ALLIANCE		10	3	23%	13
SOMA MEDICAL CENTER PA #4			13	100%	13
NORTHEAST PEDIATRICS			13	100%	13
MISSOURI DEPARTMENT OF HEALTH AND SENIOR SERVICES			13	100%	13
MEDEXPRESS URGENT CARE - SALEM		9	4	31%	13
SAMARITAN MEDICAL CENTER		13			13
BROWARD MEDICAL AND URGENT CARE		13			13
AVENTURA HOSPITAL AND MEDICAL CENTER			13	100%	13
CAPE CORAL URGENT CARE		9	4	31%	13
MINUTECLINIC, LLC, MINUTECLINIC #7637		11	2	15%	13
PHASE2 LABS	2	9	2	15%	13
MINUTECLINIC #788		11	2	15%	13
St Joseph's Hospital & Medical Center		12	1	8%	13
CVS MINUTE CLINIC DIAG OF IND, LLC #6549		12	1	8%	13
URGENT MEDICAL CENTER INC		5	8	62%	13
WALGREENS #04176		10	3	23%	13
MINUTECLINIC, LLC #244		12	1	8%	13
MINUTE CLINIC DIAGNOSTIC OF SC, LLC #42		12	1	8%	13
SHELBY COUNTY HEALTH CARE CORPORATION		10	3	23%	13
PARKWEST MEDICAL CENTER		11	2	15%	13
NATIONAL GENETICS INST LABCORP		4	9	69%	13
BROOKDALE CITRUS			12	100%	12
ACCENTCARE		12			12
CVS MINUTE CLINIC, LLC #22		11	1	8%	12
Maury Regional Hospital		6	6	50%	12
CORONA NYC LAB		11	1	8%	12
MEDEXPRESS URGENT CARE CHARLESTON		8	4	33%	12

# COVID-19: testing by laboratory

Data through May 5, 2021 verified as of May 6, 2021 at 09:25 AM

Data in this report are provisional and subject to change.

The numbers in the table below represent the number of Florida and non-Florida residents for whom test results were received by the Department of Health. A person can be tested by more than one laboratory and can have both positive and negative results. **Therefore, the sum of the numbers in each column will be larger than the total number of people tested.**

Reporting lab	Inconclusive	Negative	Positive	Percent positive	Total
URGENT TEAM MANAGEMENT OF TENNESSEE		10	2	17%	12
FIRST PHYSICIANS GROUP - LORRAINE CORNERS		12			12
CARLOS PORTU MD, PLLC			12	100%	12
TMH PHYSICIAN PARTNERS - MONTICELLO		10	2	17%	12
BRITO MEDICAL CENTER		10	2	17%	12
MEDEXPRESS URGENT CARE - FORT WORTH S		10	2	17%	12
COLLIER HMA PHYSICIAN MANAGEMENT, LLC		2	10	83%	12
SAMARITAN HOSPITAL LABORATORY		11	1	8%	12
ST. PETERSBURG PEDIATRICS			12	100%	12
MC DIAGNOSTIC OF CONNECTICUT, PC #114		12			12
SENIOR HOME CARE INC		12			12
MERIDIAN AT WATERWAYS, THE		10	2	17%	12
GEORGE W FERGUSON MD-CONCIERGE MEDICAL SERVICES PL		11	1	8%	12
MINUTECLINIC LLC #5176		9	3	25%	12
LEON CHD		12			12
DYNAMIC HEALTH CENTERS INC		8	4	33%	12
PANCARE HEALTH - WEWA ELEMENTARY			12	100%	12
HNL LAB MEDICINE		9	3	25%	12
FAMILY HEALTH CENTER AT PORT ST JOHN		4	8	67%	12
ST PETER'S UNIVERSITY HOSPITAL		9	3	25%	12
CARE FAST MURABELLA		7	5	42%	12
UNIVERSITY OF MIAMI MILLER SCHOOL OF MEDICINE			12	100%	12
FLORIDA DEPARTMENT OF HEALTH WASHINGTON COUNTY		7	5	42%	12
MEDEXPRESS URGENT CARE - BEECH GROVE		11	1	8%	12
CVS MINUTE CLINIC DIAGNOSTIC		11	1	8%	12
MINUTECLINIC DIAGNOSTIC OF PA, LLC (1036)		10	2	17%	12
JOHN W NORRIS III MD PA	1		11	92%	12
MERCY HEALTH—MUSKEGON		7	5	42%	12
CVS MINUTE CLINIC DIAGNOSTIC OF TEXAS,LLC		10	2	17%	12
MINUTECLINIC DIAGNOSTIC OF TN, PC 6304		10	2	17%	12
GULF COAST REGIONAL BLOOD CENTER			12	100%	12
MINUTECLINIC DIAGNOSTIC OF TN PC #386		11	1	8%	12
MINUTECLINIC DIAGNOSTIC OF NEW JERSEY,		11	1	8%	12
IREPERTOIRE_MOL_LAB		12			12
MINUTECLINIC DIAGNOSTIC OF TN PC #240		10	2	17%	12
DEPARTMENT OF PUBLIC HEALTH		12			12
FAMILY MEDICINE AT HUNTERS CREEK		12			12
CARROLL GARDENS URGENT CARE		12			12
CARENOW URGENT CARE-HERMITAGE		8	4	33%	12
LIFE CARE OF PORT SAINT LUCIE		3	9	75%	12
ORLANDO FAMILY MEDICAL INC		12			12
AMERICAN HOUSE FORT MYERS		12			12
SUWANNEE COUNTY JAIL		11	1	8%	12
THE POTTER'S HOUSE AT CANNON POINT		12			12
OHIO STATE UNIVERSITY MEDICAL CENTER			12	100%	12
CULVER-STOCKTON COLLEGE		10	2	17%	12
MEDEXPRESS URGENT CARE - MAPLE DRIVE		11	1	8%	12

# COVID-19: testing by laboratory

Data through May 5, 2021 verified as of May 6, 2021 at 09:25 AM

Data in this report are provisional and subject to change.

The numbers in the table below represent the number of Florida and non-Florida residents for whom test results were received by the Department of Health. A person can be tested by more than one laboratory and can have both positive and negative results. **Therefore, the sum of the numbers in each column will be larger than the total number of people tested.**

Reporting lab	Inconclusive	Negative	Positive	Percent positive	Total
Highland Pines Health and Rehab		11	1	8%	12
WOODLAND TOWERS		6	6	50%	12
ADVENTIST HEALTH SYSTEM FLORIDA DEPT OF HEALTH		7	5	42%	12
TRANSPLANT GENOMICS INC (EUROFINS)		12			12
PUTNAM COUNTY HEALTH DEPARTMENT		12			12
FHCP-PORT ORANGE		3	9	75%	12
PALM BEACH PATHOLOGY		9	3	25%	12
QHG OF ENTERPRISE INC (DBA MEDICAL CTR		12			12
ACADIAN DIAGNOSTIC LABORATORIES		8	4	33%	12
LONGWOOD PEDIATRICS LLC			12	100%	12
CVS TN5601POCT LENOIR CITY		10	2	17%	12
APPLE DIAGNOSTICS LAB		5	7	58%	12
VILLA HEALTH NH LLC		10	2	17%	12
WALGREEN #6538		12			12
SUMTER COUNTY HEALTH DEPARTMENT		7	5	42%	12
GLEN OAKS HEALTH AND REHABILITATION CENTER			12	100%	12
FAMILY MEDICINE AT LONGWOOD			12	100%	12
MEDEXPRESS URGENT CARE - MONROE		12			12
FAMILY PRACTICE OF DAVIE INC			12	100%	12
GENESIS		8	4	33%	12
MINUTECLINIC DIAGNOSTIC OF VIRGINIA, LLC #255		12			12
RUSSELL MEDICAL CENTER		11	1	8%	12
MI2297090CV HOLLAND-23D2189684		12			12
Lady Lake Specialty Care			12	100%	12
NAPLES GREEN VILLAGE		12			12
BAYONET POINT HOSPITAL			12	100%	12
Rosewood Healthcare and Rehabilitation Center		5	7	58%	12
MINUTECLINIC DIANOSTIC OF VIRGINA, LL		11	1	8%	12
VERITAS RESEARCH CORP			12	100%	12
LAB UNKNOWN		1	11	92%	12
Westchester General Hospital			12	100%	12
COLLIER COUNTY HEALTH DEPT.		7	5	42%	12
FLORIDA DEPT OF HEALTH		4	8	67%	12
BROWARD DIALYSIS			12	100%	12
ADVENTHEALTH MEDICAL GROUP CARE CLINIC AT		8	4	33%	12
VA Primary Care Clinic at Meharry		11	1	8%	12
MINUTE CLINIC LLC #1909		12			12
VIBRANT AMERICA		10	2	17%	12
VITALANT		1	11	92%	12
CVS GA2147POCT KENNESAW		8	4	33%	12
AZALEA HEALTH		2	9	82%	11
WELLMED AT SOUTH PARSONS		9	2	18%	11
STUYVESANT URGENT CARE		11			11
PHYSICIANS REGIONAL MEDICAL CTR - COLLIER BLVD			11	100%	11
MICHIGAN DEPARTMENT OF COMMUNITY HEALTH		1	10	91%	11
CVS PA1671POCT LANCASTER		11			11
NORTH OKALOOSA PHYSICIAN GROUP		10	1	9%	11



# COVID-19: testing by laboratory

Data through May 5, 2021 verified as of May 6, 2021 at 09:25 AM

Data in this report are provisional and subject to change.

The numbers in the table below represent the number of Florida and non-Florida residents for whom test results were received by the Department of Health. A person can be tested by more than one laboratory and can have both positive and negative results. **Therefore, the sum of the numbers in each column will be larger than the total number of people tested.**

Reporting lab	Inconclusive	Negative	Positive	Percent positive	Total
UMHC/SYLVESTER AT KENDALL		1	10	91%	11
MOUNT DORA PEDIATRICS		9	2	18%	11
CVS SC2736POCT MURRELLS INLET		8	3	27%	11
JBSA-SAM HOUSTON			11	100%	11
ASSOCIATES IN MEDICINE		7	4	36%	11
MINUTE-CLINIC DIAGNOSTIC OF VIRGINIA,		10	1	9%	11
ATHENS VETERINARY DIAGNOSTIC LABORATOR		11			11
RIVERVIEW REGIONAL MEDICAL CENTER		9	2	18%	11
DMH STEINHATCHEE FAMILY MEDICINE		8	3	27%	11
PRIMECARE ACQUISITION FAMILY PRACTICE INC		11			11
MONROE COUNTY HOSPITAL		8	3	27%	11
GUIDANCE / CARE CENTER, INC		11			11
CVS SC7334POCT LEXINGTON		10	1	9%	11
MINUTECLINIC, LLC #4682		6	5	45%	11
REDMED CLINIC OF ARLINGTON		10	1	9%	11
GOLDMAN SACHS HEALTH CENTER	1	9	1	9%	11
WALGREENS #15495	1	9	1	9%	11
ALACHUA			11	100%	11
TRIDENT BIOMETRICS		10	1	9%	11
GENOPTIX MEDICAL LABORATORY		10	1	9%	11
MINUTECLINIC DIAGNOSTIC OF ILLINOIS		9	2	18%	11
ST VINCENT'S ST CLAIR		8	3	27%	11
EXPRESS TEST			11	100%	11
LEE COMMUNITY HEALTHCARE INC DUNBAR		9	2	18%	11
THE TERRACE OF SAINT CLOUD		9	2	18%	11
STPET		9	2	18%	11
UNIVERSITY CENTRA CARE		10	1	9%	11
AHMG LAKE NONA PRIMARY CARE		11			11
CVS MA6505POCT NEWTON		11			11
ELITE HOME HEALTH SERVICES		11			11
MONROE COUNTY FIRE RESCUE		10	1	9%	11
CVS MO8590POCT KANSAS CITY		7	4	36%	11
MINUTECLINIC DIAGNOSTIC OF MINNESOTA		11			11
URGENT CARE OF LONGWOOD		1	10	91%	11
NEW HAMPSHIRE DEPARTMENT OF HEALTH AND HUMAN SERVICES		3	8	73%	11
COLISEUM MED CTR LLC/COLISEUM MED CTRS		8	3	27%	11
VIRTUA WEST JERSEY HOSPITAL VOORHEES		9	2	18%	11
CVS CA9165POCT SAN DIEGO		11			11
BLOOMINGDALE PEDIATRIC ASSOCIATES PA			11	100%	11
ILLINOIS DEPT OF PUBLIC HEALTH LAB - SPRINGFIELD			11	100%	11
TROPICANA		5	6	55%	11
CLAYMED OF NORTH FLORIDA			11	100%	11
UF HEALTH		1	10	91%	11
CREATIVE TESTING SOLUTIONS		4	7	64%	11
PASSPORT HEALTH			11	100%	11
METHODIST HOSPITAL			11	100%	11
THOMAS JEFFERSON UNIVERSITY HOSPITAL		4	7	64%	11

# COVID-19: testing by laboratory

Data through May 5, 2021 verified as of May 6, 2021 at 09:25 AM

Data in this report are provisional and subject to change.

The numbers in the table below represent the number of Florida and non-Florida residents for whom test results were received by the Department of Health. A person can be tested by more than one laboratory and can have both positive and negative results. **Therefore, the sum of the numbers in each column will be larger than the total number of people tested.**

Reporting lab	Inconclusive	Negative	Positive	Percent positive	Total
CURATIVE		1	10	91%	11
MINUTECLINIC DIAGNOSTIC OF TN PC #5671		7	4	36%	11
CVS NC7213POCT MATTHEWS		8	3	27%	11
APPALACHIAN REGIONAL HEALTHCARE SYSTEM		10	1	9%	11
ASSOCIATES MD CYPRESS CREEK			11	100%	11
FRESENIUS KIDNEY CARE DUNEDIN			11	100%	11
CVS OH3301POCT WOODMERE		11			11
CENTRAL JERSEY URGENT CARE		10	1	9%	11
CVS TX8351POCT BEAUMONT		10	1	9%	11
CAREATC NEXTERA HEALTH CENTER / GO			11	100%	11
CARENOW URGENT CARE-GREEN HILLS		10	1	9%	11
NIGHT LITE PEDIATRICS CENTER		1	10	91%	11
WINKLER COURT		9	2	18%	11
MEDICAL CENTER AFFILIATES WEST PALM			11	100%	11
WALK IN MEDICAL URGENT CARE PC		11			11
MINUTE CLINIC LLC #4017		11			11
PINELLAS COUNTY HEALTH DEPARTMENT		2	9	82%	11
CVS PA6902POCT BRYN MAWR		9	2	18%	11
45TH 1		11			11
TELEVISIT PALM BAY FAMILY PRACTICE		9	2	18%	11
KIDSVILLE PEDIATRICS			11	100%	11
HEALTH NETWORK LABORATORIES		7	4	36%	11
MINUTECLINIC DIAGNOSTIC OF MAINE, LLC		9	2	18%	11
MINUTE CLINIC DIAGNOSTIC OF VIRGINIA, LLC #1905		11			11
St. Annes Nursing Center, St. Annes Residence, Inc.		11			11
Manor Care of Dunedin		7	4	36%	11
SEMORAN FAMILY HEALTH LLC		10	1	9%	11
CROSSROADS URGENT CARE, PLLC		11			11
HEWLETT URGENT CARE, PLLC		11			11
CVS SC4286POCT EASLEY		5	6	55%	11
ALBION COLLEGE (ABBOTT)		11			11
WATSON HEALTHCARE		8	3	27%	11
BOCA RATON REGIONAL HOSPITAL LAB			11	100%	11
BENSONHURST URGENT CARE		10	1	9%	11
MINUTECLINIC, DIAGNOSTIC OF TEXAS, LL		10	1	9%	11
MINUTECLINIC #8760		11			11
MEDEXPRESS URGENT CARE - WINCHESTER GATEWAY		9	2	18%	11
MC DIAGNOSTIC OF CONNECTICUT, PC #1043		11			11
NIGHT LITE PEDIATRICS CENTER, LLC		1	10	91%	11
CVS CA9113POCT CHULA VISTA		11			11
VITAS HEALTH INC		5	6	55%	11
MINUTE CLINIC LLC # 2033		10	1	9%	11
ORLANDO HEALTH PHYSICIAN ASSOCIATES		4	7	64%	11
PRIME MEDICAL CARE, LLC		11			11
MEDEXPRESS URGENT CARE PARKERSBURG		9	2	18%	11
SEMINOLE COUNTY CORRECTIONAL FACILITY		1	10	91%	11
CARINGTON MANOR		11			11

# COVID-19: testing by laboratory

Data through May 5, 2021 verified as of May 6, 2021 at 09:25 AM

Data in this report are provisional and subject to change.

The numbers in the table below represent the number of Florida and non-Florida residents for whom test results were received by the Department of Health. A person can be tested by more than one laboratory and can have both positive and negative results. **Therefore, the sum of the numbers in each column will be larger than the total number of people tested.**

Reporting lab	Inconclusive	Negative	Positive	Percent positive	Total
OPTUM PRIMARY CARE		1	10	91%	11
MINUTECLINIC, LLC #1470		10	1	9%	11
MINUTECLINIC DIAGNOSTICS OF IND, LLC		11			11
BIOTECH CLINICAL LABORATORIES, INC.		1	10	91%	11
WINTER PARK CARE AND REHABILITATION			11	100%	11
NHC HealthCare Anniston		11			11
AIM LABORATORIES			11	100%	11
ALCOVE ASSISTED LIVING FACILITY		11			11
CORONA PATHOLOGY		10			10
NEW JERSEY DEPARTMENT OF HEALTH COMMUNICABLE DISEASE SERVICE		3	7	70%	10
CITY OF TALLAHASSEE		10			10
CVS SC7556POCT WEST COLUMBIA		9	1	10%	10
MINUTE CLINIC DIAG OF IND LLC #8674		10			10
TENNESSEE DEPARTMENT OF HEALTH (TDH) - CENTRAL LABORATORY		2	8	80%	10
MEDICAL LABORATORY DIAGNOSTICS			10	100%	10
CARENOW URGENT CARE - EAST NASHVILLE		8	2	20%	10
BAYSIDE URGENT CARE CENTER INC		1	9	90%	10
URGENT TEAM - HUNTSVILLE		8	2	20%	10
PBC PREMIER FAMILY HEALTH			10	100%	10
MEDEX REGIONAL LABORATORIES LLC		1	9	90%	10
HCR MANORCARE		10			10
ISLAND COAST PEDIATRICS IN-HOUSE LAB		10			10
BELLE GLADES HEALTH CLINIC			10	100%	10
ALABAMA DEPARTMENT OF PUBLIC HEALTH		1	9	90%	10
MOSOLF PEDIATRICS			10	100%	10
WHEELER LABORATORY		9	1	10%	10
NORTHSIDE HOSPITAL ATLANTA		4	6	60%	10
DES PLAINES CLINICAL LAB		3	7	70%	10
CARENOW URGENT CARE-MT JULIET		8	2	20%	10
CUMBERLAND HEIGHTS		10			10
BLOOMIN BRANDS WELLNESS CENTER		9	1	10%	10
ACCESS PHARMACY		10			10
MEDEXPRESS URGENT CARE - WASHINGTON		8	2	20%	10
MOLECULAR PATHOLOGY LABORATORY			10	100%	10
HEART OF FLORIDA HEALTH CENTER INC		3	7	70%	10
IMMUNOGENOMICS LLC		6	4	40%	10
FLORIDA CLINICAL LAB		1	9	90%	10
ROSEMONT GARDENS INC		9	1	10%	10
JOHNS HOPKINS ALL CHILDRENS			10	100%	10
MINUTE CLINIC INCORPORATE		10			10
SARASOTA PERSONAL MEDICINE		7	3	30%	10
MEDEXPRESS URGENT CARE - FAYETTEVILLE		8	2	20%	10
MINUTECLINIC, LLC, DBA MINUTECLINIC #4		9	1	10%	10
IU HEALTH PATHOLOGY		1	9	90%	10
UNITED MEDICAL LABS INC		10			10
CHILDREN'S HEALTHCARE OF ATLANTA/EGLESTON		10			10
FLEMING ISLAND CENTER FOR CLINICAL RESEARCH		10			10

# COVID-19: testing by laboratory

Data through May 5, 2021 verified as of May 6, 2021 at 09:25 AM

Data in this report are provisional and subject to change.

The numbers in the table below represent the number of Florida and non-Florida residents for whom test results were received by the Department of Health. A person can be tested by more than one laboratory and can have both positive and negative results. **Therefore, the sum of the numbers in each column will be larger than the total number of people tested.**

Reporting lab	Inconclusive	Negative	Positive	Percent positive	Total
WALGREENS #10972	1	9			10
COMMUNITY MEDICAL AND DENTAL CARE INC		10			10
WILLIAMSBURGH CHAI CARE		9	1	10%	10
MIAMI COMPREHENSIVE MEDICINE GROUP PA		4	6	60%	10
ELLIS HOSPITAL LABORATORY		9	1	10%	10
BEAUMONT LABORATORY			10	100%	10
GILCHRIST COUNTY FIRE DEPARTMENT		4	6	60%	10
LAKE BALDWIN CBOC		9	1	10%	10
MINUTECLINIC DIAG OF IND, LLC #2387		8	2	20%	10
ANY LAB TEST NOW INC			10	100%	10
VETERNANS ADMINISTRATION			10	100%	10
VASCONCELLO COHEN MD PA		9	1	10%	10
SOUTH FLORIDA ENT ASSOCIATES, INC			10	100%	10
URGENT CARE CENTER AT PINNACLE		4	6	60%	10
LPG PRIMARY CARE AT LABELLE		8	2	20%	10
CARESOUTH HHA HOLDINGS OF THE BAY AREA LLC		10			10
PALMS WEST HOSPITAL			10	100%	10
MEDEXPRESS URGENT CARE, JOHNSTOWN		9	1	10%	10
WALGREENS # 03608		7	3	30%	10
MAINSTREET FAMILY CARE			10	100%	10
LAWRENCE TECHNOLOGICAL UNIVERSITY		10			10
ORLANDO MEDICAL CENTER PL		1	9	90%	10
CVS NC7051POCT WAKE FOREST		10			10
HIGH TOWER ALF LLC		9	1	10%	10
PLYMOUTH HARBOR INCORPORATED		9	1	10%	10
CHEMISYS LABORATORIES		2	8	80%	10
THE MARY IMOGENE BASSETT HOSPITAL		10			10
DAU ORTHODONTICS		9	1	10%	10
ARBORS OF GULF BREEZE, THE		8	2	20%	10
CVS NJ617POCT CEDAR GROVE		9	1	10%	10
Avalon Healthcare and Rehabilitation Center			10	100%	10
KEY WEST URGENT CARE, INC		3	7	70%	10
DOH-TAMPA BRANCH LABORATORY (MLK BLVD)		4	6	60%	10
MINUTECLINIC DIAGNOSTIC OF SC, LLC #7		8	2	20%	10
CVS DC1340POCT WASHINGTON		10			10
CVS CT1123POCT SOUTHBURY		10			10
KR AT COLLEGE HARBOR		10			10
UNIVERSITY MEDICAL CENTER		8	2	20%	10
WALK-IN MEDICAL CARE			10	100%	10
MEDEXPRESS URGENT CARE-KATY		7	3	30%	10
NORTON HEALTHCARE			10	100%	10
PANCARE HEALTH - VERNON ELEMENTARY			10	100%	10
KEY TRAINING CENTER			10	100%	10
CVS GA3766POCT DACULA		8	2	20%	10
FHPG_EXP CARE W HILLSBOROUGH		1	9	90%	10
MINUTECLINIC DIAGNOSTIC OF OHIO #3407		9	1	10%	10
LUXOR SCIENTIFIC LLC		1	9	90%	10

# COVID-19: testing by laboratory

Data through May 5, 2021 verified as of May 6, 2021 at 09:25 AM

Data in this report are provisional and subject to change.

The numbers in the table below represent the number of Florida and non-Florida residents for whom test results were received by the Department of Health. A person can be tested by more than one laboratory and can have both positive and negative results. **Therefore, the sum of the numbers in each column will be larger than the total number of people tested.**

Reporting lab	Inconclusive	Negative	Positive	Percent positive	Total
CVS TX7827POCT ROUND ROCK		10			10
ST JOSEPH'S HOSPITAL NORTH LABORATORY			10	100%	10
BROWARD HEALTH CARE			10	100%	10
RPC@HODGES		2	8	80%	10
GLADES COUNTY DETENTION CENTER		1	9	90%	10
MINUTECLINIC DIAGNOSTIC OF NORTH CAROLINA PC #5341		7	3	30%	10
OKLAHOMA STATE DEPARTMENT OF HEALTH-PUBLIC HEALTH LABORATORY			10	100%	10
ARCHBOLD MEMORIAL HOSPITAL/LAB		3	7	70%	10
PALM BEACH CDH - DELRAY BEACH			10	100%	10
NATURE COAST REGIONAL MEDICAL CENTER		1	9	90%	10
NASCAR EVENT MANAGEMENT, LLC		10			10
SUPERIOR RESIDENCES OF CLERMONT		2	8	80%	10
COLLIER BLVD HMA PHYSICIAN MANAGEMENT,, LLC			10	100%	10
BERRYHILL MANOR		10			10
EMERGENCY MEDICAL CENTER		4	6	60%	10
COMMUNITY HEALTH CENTER		2	8	80%	10
BETTER AT HOME		10			10
CHRISTUS ST VINCENT LABORATORY - ZIA		10			10
SAVANNAH MANOR ASSISTED LIVING COMMUNITY			10	100%	10
ALBANY MEDICAL CENTER		9	1	10%	10
DOMINICAN COLLEGE STUDENT HEALTH CENTE		8	2	20%	10
ILLINOIS DEPARTMENT OF PUBLIC HEALTH		2	8	80%	10
PIEDMONT ATHENS REGIONAL MEDICAL		8	2	20%	10
CBC LAB		3	7	70%	10
MONTEFIORE MEDICAL CENTER LABORATORIES - NORTH		10			10
WELL HEALTH WORKS, LLC - SHAKES		10			10
BROOKDALE PANAMA CITY		9	1	10%	10
VENICE GREEN VILLAGE		3	7	70%	10
BETH ISRAEL MEDICAL CENTER LABS		9	1	10%	10
ELEMENT PRIMARY CARE LLC		9	1	10%	10
ADVENTHEALTH MEDICAL GROUP INTERNAL MEDICINE		8	2	20%	10
PRORENATA LABS		2	8	80%	10
NOT INDICATED		1	9	90%	10
ONEIDA HEALTHCARE CENTER		8	2	20%	10
ALL CHILDREN'S HOSPITAL DEPT OF GENERAL PEDIATRICS			10	100%	10
GO PATH LABORATORIES			9	100%	9
NITIN BAWA PROFESSIONAL ASSOCIATES			9	100%	9
SOMA MEDICAL CENTER MD PA #7 PEDIATRICS			9	100%	9
UHEALTH UNIVERSITY OF MIAMI			9	100%	9
WINTER PARK INTERNAL MEDICINE MD PA		7	2	22%	9
JOHN T MATHER MEMORIAL HOSPITAL LABORATORY		8	1	11%	9
VAIL VALLEY MEDICAL CENTER			9	100%	9
MEDEXPRESS URGENT CARE - SWANSEA, N ILLINOIS ST		8	1	11%	9
CVS TX7288POCT DALLAS		8	1	11%	9
OMNI			9	100%	9
ST. CLOUD PHARMACY AND WELLNESS CENTER		5	4	44%	9
MANATEE COUNTY CENTRAL JAIL		9			9



# COVID-19: testing by laboratory

Data through May 5, 2021 verified as of May 6, 2021 at 09:25 AM

Data in this report are provisional and subject to change.

The numbers in the table below represent the number of Florida and non-Florida residents for whom test results were received by the Department of Health. A person can be tested by more than one laboratory and can have both positive and negative results. **Therefore, the sum of the numbers in each column will be larger than the total number of people tested.**

Reporting lab	Inconclusive	Negative	Positive	Percent positive	Total
CHAPTERS HEALTH HOSPICE		9			9
MOULTRIE CREEK NURSING AND REHAB			9	100%	9
GLEN FALLS HOSPITAL DEPARTMENT OF PATHOLOGY		8	1	11%	9
PEDIATRIC HEALTH CARE ALLIANCE			9	100%	9
ALLIANCE HEALTH AND REHABILITATION CENTER		9			9
FLORIDA MENTOR		7	2	22%	9
MIDMICHIGAN MEDICAL CENTER			9	100%	9
CITYMD		1	8	89%	9
DISCOVERY VILLAGE AT STUART		5	4	44%	9
CVS GA2841POCT LAWRENCEVILLE		9			9
EMORY JOHNS CREEK HOSPITAL		9			9
CAYUGA COUNTY HEALTH DEPARTMENT		8	1	11%	9
DEPT OF VA MEDICAL CENTER - RICHMOND		8	1	11%	9
PRECISION GENETICS			9	100%	9
ROSECASTLE			9	100%	9
NEMOURS CHILDREN'S PRIMARY CARE VERO BEACH			9	100%	9
MOBILE RESPONSE DIAGNOSTICS LLC		8	1	11%	9
DIXITKUMAR N MODI MD PA			9	100%	9
MARINA ISLE ASSISTED LIVING		9			9
HEALTH AND WELLNESS CENTER		1	8	89%	9
REMISE OCCUPATIONAL HEALTH SOLUTIONS INC			9	100%	9
MEDEXPRESS URGENT CARE - STAUNTON		5	4	44%	9
CORE OCCUPATIONAL RESOURCES, LLC		5	4	44%	9
BRENNITY AT VERO BEACH, THE			9	100%	9
LOREY ALF		9			9
MINUTECLINIC #2860		6	3	33%	9
MINUTE CLINIC #8979		8	1	11%	9
BAYFRONT HEALTH ST PETERSBURG		8	1	11%	9
MINUTECLINIC DIAGNOSTIC OF TN PC #242		6	3	33%	9
MINUTECLINIC DIAGNOSTIC OF OHIO #4401		9			9
MEDERI CARETENDERS VS OF SE FL LLC DBA		8	1	11%	9
TRINITY PEDIATRICS			9	100%	9
CVS NC3319POCT CHARLOTTE		6	3	33%	9
SOUTHEASTERN PEDIATRIC ASSOCIATES			9	100%	9
CHILDREN'S HEALTH CENTER INC.		7	2	22%	9
CVS MINUTE CLINIC DIAGNOSTIC OF KANSAS, PA		9			9
FLORIDA HOSPITAL WINTER PARK		7	2	22%	9
MEDICANA NURSING AND REHAB CENTER			9	100%	9
RANDOLPH DIABETES AND WELLNESS		8	1	11%	9
MINUTECLINIC, LLC #09202		7	2	22%	9
PONTE VEDRA PLASTIC SURGERY		9			9
CVS MD2956POCT NEW MARKET		8	1	11%	9
OUR HOME AT BEACON HILL			9	100%	9
NORTHWEST FLORIDA COMMUNITY HOSPITAL LABORATORY		8	1	11%	9
MINUTECLINIC MINUTECLINIC #4977		5	4	44%	9
NEUROSCIENCE AND SPINE ASSOCIATES, PL		7	2	22%	9
MINUTECLINIC DIAGNOSTIC MED GRP OF CA		8	1	11%	9

# COVID-19: testing by laboratory

Data through May 5, 2021 verified as of May 6, 2021 at 09:25 AM

Data in this report are provisional and subject to change.

The numbers in the table below represent the number of Florida and non-Florida residents for whom test results were received by the Department of Health. A person can be tested by more than one laboratory and can have both positive and negative results. **Therefore, the sum of the numbers in each column will be larger than the total number of people tested.**

Reporting lab	Inconclusive	Negative	Positive	Percent positive	Total
HENDRY/GLADES COUNTY HEALTH DEPARTMENT		8	1	11%	9
BIRMINGHAM VAMC		5	4	44%	9
SV DIAGNOSTIC LAB			9	100%	9
MINUTE CLINIC LLC #0169		7	2	22%	9
MEDEXPRESS URGENT CARE - BATTLE CREEK		6	3	33%	9
CVS NC2313POCT RALEIGH		7	2	22%	9
WATERFORD AT CREEKSIDE, THE			9	100%	9
ETHOS LABORATORIES		7	2	22%	9
IMMACULATE HOUSE AT COUNTRYSIDE		9			9
WINDSOR OF SAN PABLO, THE		6	3	33%	9
BUENA VIDA ESTATES			9	100%	9
SEACOAST PATHOLOGY PROFESSIONAL ASSOC		9			9
BEAUMONT EMERGENCY CENTER			9	100%	9
FLORIDA CENTER FOR DERMATOLOGY LABORATORY			9	100%	9
FHPG_EXP CARE PALM HARBOR			9	100%	9
CVS IL8751POCT CHICAGO		9			9
SYNEXUS CLINICAL RESEARCH US INC		2	7	78%	9
MILLER COUNTY HOSPITAL		9			9
EAST GEORGIA REGIONAL MEDICAL CENTER		8	1	11%	9
JACKSON CLINIC PA,THE		5	4	44%	9
CVS CT1109POCT BETHEL		9			9
Sunset Lake Health and Rehabilitation Center		8	1	11%	9
ENCOMPASS HOME HEALTH OF THE SOUTHEAST LLC□		9			9
CVS NY549POCT RIDGEWOOD		6	3	33%	9
Consulate Health Care of Brandon		7	2	22%	9
LONG ISLAND JEWISH FOREST HILLS HOSPITAL		9			9
VETERANS AFFAIRS MEDICAL CENTER - OUTPATIENT			9	100%	9
CVS MINUTE CLINIC DIAGNOSTIC OF NEW JERSEY		9			9
GCPM MANUAL MICROBIOLOGY		1	8	89%	9
VILLAGE PLACE HEALTH AND REHAB		9			9
MEDICAL CENTER, THE		8	1	11%	9
PATEL MEDICAL VENTURES		8	1	11%	9
HARMONIOUS HOME HEALTH, LLC		9			9
BREVARD FAMILY WALK IN CLINIC			9	100%	9
MINUTE CLINIC LLC #10203		7	2	22%	9
MINUTECLINIC DIAGNOSTIC OF VIRGINIA, LLC #1656		9			9
WADSWORTH CENTER - DAVID AXELROD INSTITUTE		8	1	11%	9
WESTCHESTER GENERAL HOSPITAL BLOOD GAS LAB			9	100%	9
ORLANDO FAMILY PHYSICIANS			9	100%	9
INSPIRED LIVING AT PALM BAY		7	2	22%	9
MINUTE CLINIC LLC #1448		8	1	11%	9
MINUTECLINIC DIAGNOSTIC OF NORTH CAROLINA PC #7054		6	3	33%	9
CVS TN7289POCT SIGNAL MOUNTAIN		9			9
CVS RI1717POCT 1 CVS DR			9	100%	9
CVS TX10016POCT PRINCETON		9			9
MEDEXPRESS URGENT CARE - RICHMOND, NINE MILE RD		8	1	11%	9
PRIMARY CARE SPECIALISTS OF ORLANDO		8	1	11%	9

# COVID-19: testing by laboratory

Data through May 5, 2021 verified as of May 6, 2021 at 09:25 AM

Data in this report are provisional and subject to change.

The numbers in the table below represent the number of Florida and non-Florida residents for whom test results were received by the Department of Health. A person can be tested by more than one laboratory and can have both positive and negative results. **Therefore, the sum of the numbers in each column will be larger than the total number of people tested.**

Reporting lab	Inconclusive	Negative	Positive	Percent positive	Total
CHIEFLAND MEDICAL CENTER LLC			9	100%	9
CVS PA4077POCT BELLE VERNON		9			9
MINUTECLINIC, LLC #03268		8	1	11%	9
NORTHSIDE HOSPITAL		2	7	78%	9
CVS PA233POCT NEWTOWN SQUARE		9			9
PALM BAY URGENT CARE PL		1	8	89%	9
WINDSOR OF GAINESVILLE		9			9
COMPASS PROVIDENCE URGENT CARE LLLP			9	100%	9
CIAN DIAGNOSTICS			9	100%	9
ADVENTHEALTH MEDICAL GROUP FAMILY AND INTERNAL		8	1	11%	9
HEALTHY MINORS PEDIATRIC URGENT CARE		7	2	22%	9
KINDRED_AIMS		9			9
ORLANDO HEALTH PHYSICIAN GROUP INC		6	3	33%	9
UCARE			9	100%	9
NORTHSHORE UNIVERSITY HEALTHSYSTEM EVANSTON HOSPITAL LAB			9	100%	9
MEDEXPRESS ELKINS		9			9
CVS PHARMACY NO 274		9			9
MINUTE CLINIC DIAGNOSTIC OF VIRGINIA, LLC #7543		7	2	22%	9
PUTNAM FAMILY CARE INC		3	6	67%	9
MINUTECLINIC DIAGNOSTIC OF NEVADA #87		4	5	56%	9
CLEARWATER PEDIATRIC CARE		1	8	89%	9
PENSACOLA CLUSTER			9	100%	9
CFS WELLNESS AND MED SPA LLC			9	100%	9
ACCESS CARE MEDICAL GROUP LLC		2	7	78%	9
ST VINCENT'S CHILTON		7	2	22%	9
CVS MA594POCT FALMOUTH		8	1	11%	9
MEDEXPRESS URGENT CARE - WILLIAMSPORT		8	1	11%	9
MAGNOLIA MANOR			9	100%	9
JUPITER CLINIC			9	100%	9
SUNCREST OMNI		9			9
SCOTTS PHARMACY		8	1	11%	9
MINUTE CLINIC DIAGNOSTIC OF PENNSYLVANIA		8			8
CVS NC7057POCT SHELBY		6	2	25%	8
CVS OH3458POCT BEAVERCREEK		8			8
HOLY NAME MEDICAL CENTER	1	6	1	13%	8
CLAY PRIMARY & FAMILY CARE LLC			8	100%	8
CVS MD4371POCT OCEAN CITY		8			8
SYLVESTER AT PLANTATION LABORATORY		7	1	13%	8
MEDEXPRESS URGENT CARE, BUTLER		5	3	38%	8
PARTNERS PHARMACY OF FLORIDA LLC		8			8
LOVELACE MEDICAL CENTER		8			8
PHYSICIANS FOR CHILDREN			8	100%	8
BEECHTREE MOLECULAR LAB LLC			8	100%	8
MEDEXPRESS URGENT CARE - GLENDALE		8			8
THE WOLFF CENTER FOR CHILD & ADOLESCENT HEALTH			8	100%	8
MINUTECLINIC DIAGNOSTIC OF OHIO #7790		6	2	25%	8
INSTANT MEDICAL CARE CENTER		7	1	13%	8

# COVID-19: testing by laboratory

Data through May 5, 2021 verified as of May 6, 2021 at 09:25 AM

Data in this report are provisional and subject to change.

The numbers in the table below represent the number of Florida and non-Florida residents for whom test results were received by the Department of Health. A person can be tested by more than one laboratory and can have both positive and negative results. **Therefore, the sum of the numbers in each column will be larger than the total number of people tested.**

Reporting lab	Inconclusive	Negative	Positive	Percent positive	Total
MINUTE CLINIC, LLC #1434		7	1	13%	8
SANITAS LAUDERDALE LAKES			8	100%	8
PALM BEACH COUNTY HEALTH DEPARTMENT LABORATORY			8	100%	8
CVS IL8747POCT CHICAGO		8			8
ST. JOSEPH HOSPITAL AND HEALTH CARE INC.			8	100%	8
ALLINA HEALTH - ABBOTT NORTHWESTERN HOSPITAL		5	3	38%	8
MINUTECLINIC, LLC #03965		8			8
X-GENE MOLECULAR LABS		1	7	88%	8
NORTHDALE REHABILITATION CENTER			8	100%	8
CVS OH3476POCT TIPP CITY		7	1	13%	8
CVS GA7064POCT STOCKBRIDGE		8			8
MEDEXPRESS URGENT CARE - HOT SPRINGS		8			8
PHOEBE PUTNEY MEMORIAL HOSPITAL		8			8
VENICE REGIONAL MEDICAL CENTER			8	100%	8
CHIEFLAND MEDICAL CENTER		1	7	88%	8
ALL CHILDREN'S HOSPITAL		1	7	88%	8
MAINE DEPARTMENT OF HEALTH AND HUMAN SERVICES			8	100%	8
DIAGNOSTIC CLINIC		7	1	13%	8
MINUTECLINIC DIAGNOSTIC OF RHODE ISLAN		8			8
CVS PA1074POCT KENNETT SQUARE		7	1	13%	8
ADVANCED RESEARCH FOR HEALTH IMPROVEMENT		6	2	25%	8
CONSULATE HEALTH CARE		7	1	13%	8
The Grand at Rome Nursing and Rehabilitation		8			8
ORMOND BEACH CENTRA CARE			8	100%	8
GULF COAST PEDIATRICS OF SARASOTA PA		1	7	88%	8
SKR MEDICAL ADVISORS		8			8
CAREPOINT CLINIC		5	3	38%	8
MEDEXPRESS URGENT CARE - MIDLOTHIAN		7	1	13%	8
STATEN ISLAND CHAI CARE		7	1	13%	8
DORAL URGENT CARE			8	100%	8
CVS NJ862POCT MARLBORO		7	1	13%	8
LAKELAND VOLUNTEERS IN MEDICINE INC		6	2	25%	8
MEDEXPRESS URGENT CARE-PETERS TWP		7	1	13%	8
URGENT TEAM - NASHVILLE		7	1	13%	8
TRUE HEALTH		5	3	38%	8
OHIO DEPARTMENT OF HEALTH			8	100%	8
FHMG_FM AND IM AVALON PARK		2	6	75%	8
TERENCE B MITCHELL MD, INC		4	4	50%	8
CVS IN6551POCT MOORESVILLE		7	1	13%	8
BENEVA LAKES HEALTHCARE & REHAB CENTER			8	100%	8
FOUNTAINVIEW BY FIVE STAR QUALITY CARE		7	1	13%	8
CVS OH2543POCT CANFIELD		5	3	38%	8
DOCTOR'S IN-HOUSE LAB/COMMUNITY HEALTH CENTERS OF PINELLAS - CLEARWATE			8	100%	8
CVS MA1022POCT CAMBRIDGE		8			8
ALLEGRO - TAMPA	1	4	3	38%	8
COMPREHENSIVE CLINICAL RESEARCH, LLC			8	100%	8
CVS NC3803POCT MOORESVILLE		7	1	13%	8

# COVID-19: testing by laboratory

Data through May 5, 2021 verified as of May 6, 2021 at 09:25 AM

Data in this report are provisional and subject to change.

The numbers in the table below represent the number of Florida and non-Florida residents for whom test results were received by the Department of Health. A person can be tested by more than one laboratory and can have both positive and negative results. **Therefore, the sum of the numbers in each column will be larger than the total number of people tested.**

Reporting lab	Inconclusive	Negative	Positive	Percent positive	Total
FHCP-ORANGE CITY			8	100%	8
CENTREX CLINICAL LABS INC		8			8
CVS NC5591POCT STATESVILLE		7	1	13%	8
MID-HUDSON VALLEY DIVISION OF WESTCHESTER MEDICAL		8			8
DASCENA LABORATORY			8	100%	8
Baptist Village Retirement Communities		8			8
SEA LEVEL LABS			8	100%	8
FLORIDA HEART AND VASCULAR MULTISPECIALTY GROUP		8			8
SOMA MEDICAL CENTER PA #3 GREENACRES			8	100%	8
WHITE SANDS OUTPATIENT SERVICES (WSOP SERVICES LLC		8			8
BIOTECH PHARMACEUTICAL GROUP LLC			8	100%	8
WELLIGENT		1	7	88%	8
CVS TX8387POCT AUSTIN		8			8
SURGOINSVILLE PHARMACY		8			8
APEX HOME HEALTH CARE		7	1	13%	8
MEDEXPRESS URGENT CARE - CLARKSBURG		7	1	13%	8
SUPREME LABORATORY			8	100%	8
JX REF LAB			8	100%	8
DANIEL M LIBBY MD PLLC		8			8
CIGNA ONSITE HEALTH LLC		2	6	75%	8
CVS MINUTE CLINIC DIAG OF IND LLC #5206		7	1	13%	8
Charles George VAMC		8			8
CREATIVE PHARMACY SOLUTIONS EAST		8			8
MONROE URGENT CARE		7	1	13%	8
COMPASSION PEDIATRICS		3	5	63%	8
PAUL GRECO MD CONCIERGE MEDICAL SERVICES PL		8			8
CELEBRATION PEDIATRICS PA			8	100%	8
GEISINGER MEDICAL CENTER		2	6	75%	8
DR. PHILLIPS MEDICAL WELLNESS CENTER		4	4	50%	8
CVS SC2250POCT COLUMBIA		8			8
GOLISANO CHILDREN'S HOSPITAL OF SOUTHWEST FLORIDA		6	2	25%	8
CAPRONA GROUP HOME		2	6	75%	8
NORTHERN DUTCHESS HOSPITAL LABORATORY		6	2	25%	8
THE READING HOSPITAL & MEDICAL CENTER			8	100%	8
INTERNAL MEDICINE ASSOCIATES OF JACKSON HOSPITAL			8	100%	8
TERRACINA LLC		2	6	75%	8
EXCEL URGENT CARE OF PARAMUS LLC		8			8
WELLSTAR WEST GEORGIA MEDICAL CENTER		7	1	13%	8
ST CLOUD PHYSICIAN MANAGMENT LLC		7	1	13%	8
MEDEXPRESS URGENT CARE MORGANTOWN		8			8
MINUTECLINIC DIAG OF IND LLC #8651		7	1	13%	8
GENEUS DIAGNOSTICS			8	100%	8
MINUTECLINIC, LLC #1796		7	1	13%	8
VERMONT DEPARTMENT OF HEALTH		1	7	88%	8
BLOOMING GARDENS OF CARE INC		8			8
SLOPESIDE LABS AND TESTING, LLC - THE HIDEOUT AT BUTTERMILK MOUNTAIN		8			8
CVS NJ836POCT RUNNEMEDE		8			8



# COVID-19: testing by laboratory

Data through May 5, 2021 verified as of May 6, 2021 at 09:25 AM

Data in this report are provisional and subject to change.

The numbers in the table below represent the number of Florida and non-Florida residents for whom test results were received by the Department of Health. A person can be tested by more than one laboratory and can have both positive and negative results. **Therefore, the sum of the numbers in each column will be larger than the total number of people tested.**

Reporting lab	Inconclusive	Negative	Positive	Percent positive	Total
NOVADX		2	6	75%	8
WEST DADE PEDIATRICS			8	100%	8
MINUTECLINIC DIAGNOSTIC OF SC, LLC #4		8			8
NORTHEAST ALABAMA REGIONAL MEDICAL CENTER		5	3	38%	8
CVS ME329POCT PORTLAND		8			8
DOTHAN PEDIATRIC CLINIC			8	100%	8
KIS URGENT CARE			8	100%	8
EMBRY-RIDDLE AERONAUTICAL UNIVERSITY HEALTH			8	100%	8
HARBORCHASE OF DR PHILLIPS		7	1	13%	8
PUTNAM COUNTY EMERGENCY RESCUE SERVICE		5	3	38%	8
SUNSHINE STATE DIALYSIS			8	100%	8
MEDEXPRESS URGENT CARE - STATE COLLEGE		6	2	25%	8
CALIFORNIA DEPARTMENT OF PUBLIC HEALTH		2	6	75%	8
BARTON PARKER OD PC		8			8
MINUTECLINIC, LLC #05038		8			8
CVS MD1881POCT DUNKIRK		8			8
NEOGENOMICS LABORATORIES, INC		8			8
ADVENTHEALTH ORLANDO INTERNATIONAL AIRPORT			8	100%	8
CVS IN6713POCT BLOOMINGTON		8			8
Robert Wood Johnson University Hospital		6	2	25%	8
NORTH PINELLAS CHILDRENS MEDICAL CENTER INC			8	100%	8
MAGNOLIA PEDIATRICS GROUP LLC			8	100%	8
INTERNAL MEDICINE AND AESTHETICS OF NAPLES LLC		8			8
PM PEDIATRICS OF BAYSIDE PLLC		8			8
Nashville Central Laboratory		8			8
LEWIS COUNTY MANOR		8			8
HERNANDO PASCO HOSPICE INC		7	1	13%	8
EP LTC PHARMACY		6	2	25%	8
CVS PA2582POCT SPRINGFIELD		6	2	25%	8
MEDEXPRESS URGENT CARE - YORK		5	3	38%	8
DOCTOR'S IN HOUSE LAB			8	100%	8
LAKE PEDIATRICS			8	100%	8
HOME CARE PHARMACY OF PALM COAST INC		8			8
MEDEXPRESS URGENT CARE - CULPEPER		8			8
New York Harbor Harbor HCS - Brooklyn Campus		7	1	13%	8
DOH JACKSONVILLE CENTRAL LABORATORY		3	5	63%	8
HUNTINGTON VILLAGE URGENT CARE		8			8
GENE STREET LABORATORIES, LLC		6	2	25%	8
AFC/DOCTORS EXPRESS NORTH BERGEN		6	2	25%	8
LIFE CARE CITRUS COUNTY			8	100%	8
LAB UNKNOW		6	2	25%	8
LAKE CONWAY URGENT CARE LLC		2	6	75%	8
MEDEXPRESS - WILMINGTON CONCORD PIKE		7	1	13%	8
OSWEGO HOSPITAL LABORATORY		7	1	13%	8
CVS NV9841POCT RENO		4	4	50%	8
MEDEXPRESS URGENT CARE-PASADENA		8			8
LEMOYNE COLLEGE WELLNESS CENTER FOR		8			8

# COVID-19: testing by laboratory

Data through May 5, 2021 verified as of May 6, 2021 at 09:25 AM

Data in this report are provisional and subject to change.

The numbers in the table below represent the number of Florida and non-Florida residents for whom test results were received by the Department of Health. A person can be tested by more than one laboratory and can have both positive and negative results. **Therefore, the sum of the numbers in each column will be larger than the total number of people tested.**

Reporting lab	Inconclusive	Negative	Positive	Percent positive	Total
MINUTECLINIC DIAG OF IND, LLC #10190		7	1	13%	8
ROBERT WOOD JOHNSON HOSPITAL		7	1	13%	8
CVS HEALTH, #1994		6	2	25%	8
CVS MO8556POCT KANSAS CITY		7	1	13%	8
ALACHUA COUNTY HEALTH DEPARTMENT		1	7	88%	8
MINUTE-CLINIC DIAGNOSTIC OF VIRGINIA, LLC #794		7	1	13%	8
UNIVERSITY OF WASHINGTON MEDICAL CENTER			8	100%	8
HEALTHMARK REGIONAL HOSPITAL LAB		4	4	50%	8
Florida Clinical Laboratory		1	7	88%	8
MINUTE CLINIC DIAGNOSTIC OF MICHIGAN PC		8			8
CVS CA9721POCT ARCADIA		8			8
ST CHARLES HOSPITAL LABORATORY		8			8
MODMD LABORATORY		8			8
MEDEXPRESS URGENT CARE - MT LEBANON		5	3	38%	8
CARE ATC - CITY OF BOYNTON BEACH	1	2	5	63%	8
MEDEXPRESS URGENT CARE - TARENTUM		6	2	25%	8
BAPTIST OUTPATIENT			8	100%	8
PBC FOUND CARE INC			8	100%	8
URGENT TEAM - MUSCLE SHOALS		8			8
COMPASSION PEDIATRIC URGENT CARE LLC		2	6	75%	8
CVS IN3975POCT JEFFERSONVILLE		5	3	38%	8
DEPARTMENT OF HEALTH- CITRUS COUNTY		1	7	88%	8
MARION OAKS ASSISTED LIVING		8			8
NORTHSIDE GWINNETT HOSPITAL		7	1	13%	8
SARAH LAWRENCE COLLEGE HEALTH SERVICES		8			8
ATLANTIC CONSOLIDATED LABORATORY		8			8
NASSAU UNIVERSITY MEDICAL CENTER DEPT		7	1	13%	8
CVS CT718POCT ANSONIA		8			8
WYOMING COUNTY COMMUNITY HOSPITAL LABORATORY		8			8
EXECUTIVE MEDICAL SERVICES		8			8
MINUTE-CLINIC DIAGNOSTIC OF VIRGINIA, LLC #3949		8			8
PANCARE HEALTH - KATE SMITH ELEMENTARY		1	7	88%	8
Chestnut Park Rehabilitation and Nursing Center		8			8
Ocoee Health Care Center		7			7
MINUTECLINIC DIAGNOSTIC OF VIRGINIA, LLC		7			7
BOONE DRUG & HEALTHCARE AT DEERFIELD			7	100%	7
EASTERN FLORIDA STATE COLLEGE - PALM BAY CAMPUS			7	100%	7
BLACK STALLION WALK IN AND EXERCISE CLINICS LLC		4	3	43%	7
COMPLETE FAMILY CARE, LLC/UNIVERSITY OF SAINT MARY		7			7
DOTHAN WEST FAMILY MEDICINE		5	2	29%	7
USCG ABBOTT BINAXNOW		5	2	29%	7
GENTRY PARK ORLANDO ASSISTED LIVING		6	1	14%	7
Rutgers Health Rwj University Hospital - Laboratory		4	3	43%	7
NOVANT HEALTH INPATIENT CARE		2	5	71%	7
PERSONAL PHYSICIAN CARE PA			7	100%	7
MINUTECLINIC, LLC (CLINIC 10928)		7			7
AVON PARK PEDIATRICS			7	100%	7

# COVID-19: testing by laboratory

Data through May 5, 2021 verified as of May 6, 2021 at 09:25 AM

Data in this report are provisional and subject to change.

The numbers in the table below represent the number of Florida and non-Florida residents for whom test results were received by the Department of Health. A person can be tested by more than one laboratory and can have both positive and negative results. **Therefore, the sum of the numbers in each column will be larger than the total number of people tested.**

Reporting lab	Inconclusive	Negative	Positive	Percent positive	Total
MINUTECLINIC DIAG OF IND LLC #6998		6	1	14%	7
CVS PA2687POCT EXTON		7			7
HACKENSACK UNIV MED CTR-PATHOLOGY DEPT		7			7
CVS KY4779POCT LOUISVILLE		5	2	29%	7
MINUTECLINIC LLC #5010		6	1	14%	7
Thermopolis Rehabilitation Wellness		7			7
CVS MA1852POCT MEDWAY		7			7
NELSON BIOLOGICAL			7	100%	7
CARENOW URGENT CARE-MADISON		7			7
LEVY COUNTY SHERRIF'S DEPT			7	100%	7
MEDEXPRESS URGENT CARE - BLUEFIELD		6	1	14%	7
CVS CA9103POCT ESCONDIDO		7			7
CVS GA2236POCT WOODSTOCK		7			7
MINUTECLINIC DIAG OF IND LLC #1138		6	1	14%	7
CVS SC5479POCT INDIAN LAND		6	1	14%	7
BROWNE MEDICAL LLC		5	2	29%	7
DOCTORS HOSPITAL LAB MEDICAL OFFICE BUILDING			7	100%	7
CVS NM8918POCT ALBUQUERQUE		7			7
GRACE REHABILITATION CENTER OF VERO BEACH		4	3	43%	7
MINUTECLINIC DIAGNOSTIC OF KANSAS PA		7			7
INDIANA STATE DEPARTMENT OF HEALTH LABORATORIES			7	100%	7
CVS OH2518POCT COLUMBUS		6	1	14%	7
Lenox on the Lake			7	100%	7
PRIMBIO RESEARCH INSTITUTE LLC		7			7
SANFORD MOBILE LAB		1	6	86%	7
PALM GARDEN OF SUN CITY			7	100%	7
CVS TN4624POCT KNOXVILLE		6	1	14%	7
LONGWOOD FAMILY MEDICINE		1	6	86%	7
CVS TX4397POCT CYPRESS		7			7
HEALTH CARE LABORATORY SERVICES		1	6	86%	7
MINUTECLINIC DIAG OF IND, LLC #6648		5	2	29%	7
MEDEXPRESS - COLLINSVILLE BELT LINE		5	2	29%	7
CVS OH3080POCT HUBER HEIGHTS		6	1	14%	7
NEMOURS CHILDRENS, LAKE NONA			7	100%	7
SOUTHEAST GEORGIA HEALTH SYSTEM, INC D		7			7
CVS NC5532POCT SUMMERFIELD		7			7
CVS CA8850POCT HUNTINGTON BEACH		6	1	14%	7
PROVIDENCE LABORATORY SERVICES		7			7
FLORIDA HOSPITAL KISSIMMEE		4	3	43%	7
PENN MEDICINE PRINCETON MEDICAL CENTER		6	1	14%	7
NU WAVE MEDICAL CENTER			7	100%	7
KENDALL REGIONAL MEDICAL CNTR			7	100%	7
LEPE'S HOUSE			7	100%	7
MEDEXPRESS URGENT CARE PORT HURON		6	1	14%	7
MINUTECLINIC DIAGNOSTIC OF OHIO #2964		7			7
OCALA REGIONAL KIDNEY CENTER EAST		2	5	71%	7
BELL-MINOR HOME		7			7

# COVID-19: testing by laboratory

Data through May 5, 2021 verified as of May 6, 2021 at 09:25 AM

Data in this report are provisional and subject to change.

The numbers in the table below represent the number of Florida and non-Florida residents for whom test results were received by the Department of Health. A person can be tested by more than one laboratory and can have both positive and negative results. **Therefore, the sum of the numbers in each column will be larger than the total number of people tested.**

Reporting lab	Inconclusive	Negative	Positive	Percent positive	Total
Hiawatha Care Center		7			7
SUPERIOR RESIDENCES AT CALA HILLS		7			7
RIVER OAKS TREATMENT CENTER			7	100%	7
MEDEXPRESS URGENT CARE-SCOTT TOWNSHIP		6	1	14%	7
LAWTON CHILES HEALTH CENTER		1	6	86%	7
LAKE CITY CORRECTIONAL FACILITY			7	100%	7
CVS TX1104POCT ALLEN		6	1	14%	7
VICTORIAN MANOR		2	5	71%	7
HEARTLAND PEDIATRICS OF LAKE PLACID			7	100%	7
FLORIDA PREMIER MEDICAL CARE PA			7	100%	7
PANCARE HEALTH - HOSFORD SCHOOL			7	100%	7
CVS PA813POCT RICHBORO		7			7
USCG SECTOR ST PETE		3	4	57%	7
CVS TX8322POCT AUSTIN		7			7
WALGREENS #10264		7			7
OPTUM PRIMARY CARE - FOUNTAIN OAKS		3	4	57%	7
NORTHSIDE MEDICAL CENTER		7			7
CVS PA1296POCT DREXEL HILL		5	2	29%	7
GALLUP INDIAN MEDICAL CENTER		7			7
GRACE WELLNESS CENTER LLC		6	1	14%	7
CRESTWOOD MEDICAL CENTER		5	2	29%	7
NON-US			7	100%	7
EAST SIDE CLINICAL LABORATORY		5	2	29%	7
EXPICARE NURSING AGENCY, INC		5	2	29%	7
SOUTHEAST GEORGIA HEALTH SERVICES, LLC		7			7
MIAMI BEACH COMMUNITY HEALTH CENTER INC			7	100%	7
MEDEXPRESS URGENT CARE-NESHANNOCK TWP		6	1	14%	7
IRL MARKET LAB			7	100%	7
ST. LUCIE COUNTY HEALTH DEPARTMENT		5	2	29%	7
GREENVILLE MEMORIAL HOSPITAL LAB			7	100%	7
TREASURE COAST INFECTIOUS DISEASE CONSULTANTS		4	3	43%	7
WELLSTAR ATLANTA MEDICAL CENTER LABORA		6	1	14%	7
ENTRUST IMMEDIATE CARE			7	100%	7
FLORIDA CANCER SPECIALISTS & RESEARCH INSTITUTE		6	1	14%	7
WALGREENS - STORE #9479		5	2	29%	7
BETH ISRAEL DEACONESS MEDICAL CENTER			7	100%	7
PEDIATRICS URGENT CARE, LLC			7	100%	7
CARENOW URGENT CARE-SOUTHLAKE			7	100%	7
HELIX MEDICAL CENTERS		1	6	86%	7
KEYSTONE PLACE AT NAPLES PRESERVE		4	3	43%	7
BAYCARE MEDICAL GROUP, INC		6	1	14%	7
TESTD			7	100%	7
SCHOOL OF PHARMACY AND PHARMACEUTICAL		7			7
NEW YORK PHYSICIANS LLP		7			7
CVS PHARMACY #8800		5	2	29%	7
Centrastate Medical Center		6	1	14%	7
FLORIDA DIGESTIVE AND LIVER SPECIALIST		7			7

# COVID-19: testing by laboratory

Data through May 5, 2021 verified as of May 6, 2021 at 09:25 AM

Data in this report are provisional and subject to change.

The numbers in the table below represent the number of Florida and non-Florida residents for whom test results were received by the Department of Health. A person can be tested by more than one laboratory and can have both positive and negative results. **Therefore, the sum of the numbers in each column will be larger than the total number of people tested.**

Reporting lab	Inconclusive	Negative	Positive	Percent positive	Total
WEXFORD HEALTH SOURCES INC		7			7
OCALA FAMILY MEDICAL CENTER		7			7
WALGREENS #09304		5	2	29%	7
BROOKDALE LAKE ORIENTA			7	100%	7
MEDEXPRESS URGENT CARE-MUNCIE		7			7
CVS OH6123POCT CINCINNATI		5	2	29%	7
CVS MA507POCT LEOMINSTER		6	1	14%	7
MANATEE PEDIATRICS			7	100%	7
TRUE HEALTH DIAGNOSTICS		1	6	86%	7
CARESOUTH HHA HOLDINGS OF TALLAHASSEE LLC		7			7
MINUTECLINIC #2797		7			7
HOLY GARDEN ALF, INC.		7			7
PIEDMONT HENRY HOSPITAL, INC		7			7
ABBNEY MANOR RETIREMENT RESIDENCE INC		7			7
QUE		4	3	43%	7
YAZJI PEDIATRIC CARE LLC DBA TUKA PEDIATRICS			7	100%	7
MEDEXPRESS URGENT CARE - HOLLINS		7			7
DIAGNOSTIC & MEDICAL SPECIALISTS OF GREENWICH		5	2	29%	7
DALLAS COUNTY HEALTH AND HUMAN SERVICES			7	100%	7
KANSAS DEPARTMENT OF HEALTH		2	5	71%	7
MARTHA A PRICE MD PA		3	4	57%	7
LYNMOORE,THE		7			7
MALABAR FAMILY PRACTICE		4	3	43%	7
PEDIATRICS OF CENTRAL FLORIDA		5	2	29%	7
FLORIDA HOSPITAL APOPKA		6	1	14%	7
LAKE NONA PEDIATRICS IN ASSOCIATION WITH NEMOURS		5	2	29%	7
JUPITER ISLAND PUBLIC SAFETY		5	2	29%	7
PURECARE PHARMACY		6	1	14%	7
CVS IN8669POCT INDIANAPOLIS		6	1	14%	7
CVS PA5241POCT CHALFONT		7			7
IAN C BOYKIN MD		4	3	43%	7
NORTH FLORIDA MEDICAL CENTERS INC		1	6	86%	7
MINUTECLINIC, LLC #1452		7			7
DELAWARE DEPARTMENT OF HEATH		6	1	14%	7
MEDEXPRESS URGENT CARE-DUBOIS		7			7
MEDEXPRESS URGENT CARE MURRYSVILLE		5	2	29%	7
NYU WINTHROP HOSPITAL PATHOLOGY		7			7
ADVENT HEALTH APOPKA		3	4	57%	7
LOUISIANA DEPT OF HEALTH			7	100%	7
Parkside Villa		7			7
GAINESVILLE PEDIATRIC ASSOCIATES		1	6	86%	7
FLORIDA DEPARTMENT OF HEALTH IN SARASOTA COUNTY		6	1	14%	7
WATAUGA MEDICAL CENTER		4	3	43%	7
NEMOURS CHILDREN'S HOSPITAL			7	100%	7
ADVENTHEALTH MEDICAL GROUP INTERNAL MEDICINE AT		2	5	71%	7
DOCTORS CLINICAL LABORATORY, INC		5	2	29%	7
BALTIMORE CITY HEALTH DEPT COMMUNICABLE DISEASES AND EPIDEMIOLOGY			7	100%	7



# COVID-19: testing by laboratory

Data through May 5, 2021 verified as of May 6, 2021 at 09:25 AM

Data in this report are provisional and subject to change.

The numbers in the table below represent the number of Florida and non-Florida residents for whom test results were received by the Department of Health. A person can be tested by more than one laboratory and can have both positive and negative results. **Therefore, the sum of the numbers in each column will be larger than the total number of people tested.**

Reporting lab	Inconclusive	Negative	Positive	Percent positive	Total
ST CHARLES BEND LABORATORY		6	1	14%	7
MINUTECLINIC DIAGNOSTIC OF OHIO #6147		6	1	14%	7
LIZS ADULT CARE		7			7
ECLRS		2	5	71%	7
Enterprise Health and Rehabilitation Center		7			7
BRADENTON PHYSICIANS MEDICAL CENTER			7	100%	7
CVS NJ837POCT MARLTON		7			7
CVS OH2342POCT WEST CHESTER		5	2	29%	7
FLORIDA SCHOOL FOR THE DEAF AND THE BLIND			7	100%	7
WOMENS CARE FLORIDA LLC		5	2	29%	7
EL PARAISO HOME INC		7			7
MAXHEALTH		5	2	29%	7
CHELSEA NYC LAB		7			7
ADVENTHEALTH CELEBRATION EMPLOYEE CLINIC		7			7
WILDLIGHT LAB			7	100%	7
PENINSULA CARE AND REHABILITATION CENTER			7	100%	7
FAMILY MEDICINE MEDICAL DRIVE		7			7
DOCTOR'S IN-HOUSE LAB/COMMUNITY HEALTH CENTERS OF PINELLAS -PINELLAS P			7	100%	7
SHEEPSHEAD BAY URGENT CARE		7			7
MEDEXPRESS URGENT CARE - IRVING		7			7
SOUTH COM HEALTH CLINIC, DEPT. OF THE ARMY		7			7
FRESENIUS KIDNEY CARE FORT WALTON BEACH			7	100%	7
Bon Secours Place		6	1	14%	7
LEE COUNTY HEALTH DEPARTMENT		4	3	43%	7
CVS IN6572POCT INDIANAPOLIS		6			6
CITIZENS BAPTIST MEDICAL CENTERS LAB		5	1	17%	6
LEHIGH REGIONAL MEDICAL CENTER LABORATORY		3	3	50%	6
PALM HARBOR DERMATOLOGY		4	2	33%	6
WALGREENS #03287		6			6
HELIX KH UC		1	5	83%	6
WIREGRASS MEDICAL CENTER			6	100%	6
GUTHRIE CORNING HOSPITAL LABORATORY		6			6
GUTHRIE MEDICAL GROUP LABORATORIES		6			6
MINUTECLINIC MINUTECLINIC #3665		6			6
ST BARNABAS HOSPITAL		6			6
MEDEXPRESS URGENT CARE - NORTH LITTLE		5	1	17%	6
PARADIGM LABORATORIES			6	100%	6
MEDEXPRESS URGENT CARE - ELM GROVE		5	1	17%	6
CVS TX2263POCT SAN ANTONIO		6			6
Kennedy University Hospital		5	1	17%	6
GENTLE MEDICINE ASSOCIATES / DR. REGINE BATAILLE		6			6
MEDEXPRESS - NEWARK		6			6
CVS IL1170POCT JOLIET		6			6
MINUTE CLINIC LLC #1831		6			6
CVS MINUTE CLINIC DIAGNOSTIC MED GRP OF CAL		5	1	17%	6
MEDEXPRESS URGENT CARE - LOGAN		6			6
PR HEALTH		1	5	83%	6

# COVID-19: testing by laboratory

Data through May 5, 2021 verified as of May 6, 2021 at 09:25 AM

Data in this report are provisional and subject to change.

The numbers in the table below represent the number of Florida and non-Florida residents for whom test results were received by the Department of Health. A person can be tested by more than one laboratory and can have both positive and negative results. **Therefore, the sum of the numbers in each column will be larger than the total number of people tested.**

Reporting lab	Inconclusive	Negative	Positive	Percent positive	Total
The Oaks of Clearwater		6			6
TULLAHOMA HMA, LLC		5	1	17%	6
UNIVERISTY OF MIAMI			6	100%	6
FAMILY CARE MEDICAL CENTER			6	100%	6
WALGREENS SARASOTA		5	1	17%	6
CVS MA1095POCT AMHERST		5	1	17%	6
XPRESS URGENT CARE LLC		6			6
MERCY URGENT CARE			6	100%	6
LPG COCONUT POINT - FAMILY/ INTERNAL MEDICINE		6			6
FLORIDA MEDICAL SPECIALISTS		2	4	67%	6
RIVER CITY PRIMARY AND URGENT CARE			6	100%	6
MEDEXPRESS URGENT CARE-PITTSFIELD		6			6
MEDEXPRESS URGENT CARE - HUNTINGTON WE		6			6
MEDEXPRESS URGENT CARE, CHAMBERSBURG		5	1	17%	6
PEACE OF MIND REHAB CENTER		6			6
AARK LABORATORY		6			6
MINUTECLINIC, DIAGNOSTIC OF TEXAS, LLC		6			6
ENCOMPASS HEALTH REHABILITATION HOSPI		6			6
DEPARTMENT OF HEALTH AND HUMAN SERVICES STATE OF NEW HAMPSHIRE			6	100%	6
CVS TX7825POCT FRISCO		5	1	17%	6
Advanced Care Center			6	100%	6
COMPUNET CLINICAL LAB			6	100%	6
UW MEDICINE VIROLOGY LAB			6	100%	6
PREMIER FAMILY HEALTH PA			6	100%	6
PLEASANTVILLE OF SEBASTIAN LLC□			6	100%	6
CVS PA2688POCT COLLEGEVILLE		6			6
CONCENTRA			6	100%	6
RADEAS			6	100%	6
SIGNATURE URGENT CARE			6	100%	6
BOCA VIPEDIATRICS			6	100%	6
CLINICAL CARE ASSOCIATES			6	100%	6
OVIEDO CHILDRENS HEALTH CENTER LLC		1	5	83%	6
UNILAB		2	4	67%	6
COMMUNITY HEALTH CENTERS OF PINELLAS, INC		4	2	33%	6
PELICAN LANDING		1	5	83%	6
OURMED		5	1	17%	6
CVS MINUTE CLINIC DIAGNOSTIC OF TEXAS		5	1	17%	6
CVS NATIONAL HARBOR MD2297714CV		6			6
THE PALMS REHABILITATION AND HEALTHCARE CENTER		5	1	17%	6
WG WINDSOR WOODS SH LLC		6			6
GENESIS FAMILY PRACTICE		3	3	50%	6
JERSEY SHORE MEDICAL CENTER		6			6
UT SOUTHWESTERN MEDICAL CENTER			6	100%	6
CVS MI8049POCT WATERFORD		5	1	17%	6
PALMETTO HEALTH ALLIANCE		3	3	50%	6
CAMELLIA AT DEERWOOD		2	4	67%	6
DIXIE COUNTY EMERGENCY SERVICES			6	100%	6

# COVID-19: testing by laboratory

Data through May 5, 2021 verified as of May 6, 2021 at 09:25 AM

Data in this report are provisional and subject to change.

The numbers in the table below represent the number of Florida and non-Florida residents for whom test results were received by the Department of Health. A person can be tested by more than one laboratory and can have both positive and negative results. **Therefore, the sum of the numbers in each column will be larger than the total number of people tested.**

Reporting lab	Inconclusive	Negative	Positive	Percent positive	Total
VALSPAR CHAMPIONSHIP		6			6
CVS TX10140POCT THE WOODLANDS		5	1	17%	6
CVS MA299POCT WORCESTER		6			6
ENIGMA DIAGNOSTIC, INC.			6	100%	6
CVS CA9823POCT SACRAMENTO		6			6
TRUSTBRIDGE			6	100%	6
CVS NJ715POCT WAYNE		6			6
PROHEALTH MED		1	5	83%	6
CVS PA1379POCT LANSDALE		5	1	17%	6
MEDEXPRESS URGENT CARE - WAXAHACHIE, N HIGHWAY 77		4	2	33%	6
ANTHONY-BROWN PHARMACY		6			6
BNR PHARMACY INC		6			6
MEDEXPRESS URGENT CARE - WEIRTON		6			6
UF HEALTH PATHOLOGY LABORATORIES			6	100%	6
OCHSNER MEDICAL CENTER			6	100%	6
DEPARTMENT OF HEALTH AND HUMAN SERVICES DIVISION OF BEHAVIORAL HEALTH		1	5	83%	6
MCKENZIE-WILLAMETTE MEDICAL CENTER LAB		6			6
RIVERVIEW ALF OPERATOR LLC		1	5	83%	6
CVS MA447POCT NORTHAMPTON		4	2	33%	6
MINUTECLINIC DIAGNOSTICS OF IND LLC		3	3	50%	6
FLEET LANDING			6	100%	6
UT MEMPHIS UNIVERSITY HEALTH SERVICES			6	100%	6
CENTRAL JERSEY URGENT CARE OF BROWN MI		6			6
MINUTECLINIC MINUTECLINIC #921		6			6
CVS OH3393POCT AURORA		5	1	17%	6
SANTOS REHABILITATION CENTER INC			6	100%	6
SOUTHERN OCEAN MEDICAL CENTER		6			6
PUBLIC HEALTH LAB		6			6
HUNTERS CREEK PEDIATRICS		6			6
MIAMI RESCUE MISSION CLINIC INC			6	100%	6
HOLLY HILL HOME INFUSION SERVICE		5	1	17%	6
THE WINDSOR OF OCALA		2	4	67%	6
TEXAS MEDCLINIC			6	100%	6
LUMADOC HEALTH		4	2	33%	6
TAMIAMI LAB MILLENIUM			6	100%	6
MINUTECLINIC DIAGNOSTIC OF KENTUCKY		6			6
MEDEXPRESS URGENT CARE - LEDGEWOOD		5	1	17%	6
ATLANTIC COMMUNITY HIGH SCHOOL		5	1	17%	6
CURATIVE CARE CENTER INC		1	5	83%	6
CAPITAL HEALTH PLAN LABORATORIES			6	100%	6
LRHS Southeastern University		4	2	33%	6
NORTHSIDE HOSPITAL- CHEROKEE		5	1	17%	6
UNILAB OF DADE INC			6	100%	6
REDMED OF CROSSTOWN		3	3	50%	6
MANATEE MEMORIAL HOSPITAL CLINICAL LABORATORY			6	100%	6
ADVENT HEALTH - TUSKAWILLA		4	2	33%	6
CVS MD1515POCT LEONARDTOWN		4	2	33%	6

# COVID-19: testing by laboratory

Data through May 5, 2021 verified as of May 6, 2021 at 09:25 AM

Data in this report are provisional and subject to change.

The numbers in the table below represent the number of Florida and non-Florida residents for whom test results were received by the Department of Health. A person can be tested by more than one laboratory and can have both positive and negative results. **Therefore, the sum of the numbers in each column will be larger than the total number of people tested.**

Reporting lab	Inconclusive	Negative	Positive	Percent positive	Total
SOUTHEASTERN DERMATOLOGY GROUP PA		5	1	17%	6
TALLAHASSEE MEMORIAL HEALTHCARE			6	100%	6
MCR HEALTH LAWTON CHILES ADMINISTRATION STE A		1	5	83%	6
HEARTLAND HOME HEALTH CARE		6			6
MD NOW MEDICAL CENTER			6	100%	6
MEDEXPRESS URGEN CARE - EAST BRUNSWICK		6			6
DISCOVERY VILLAGE AT DEERWOOD			6	100%	6
MEDEXPRESS URGENT CARE-HERSHEY		5	1	17%	6
Army Residence Community		5	1	17%	6
MORRIS HALL/ST JOSEPH NURSING CENTER		6			6
YORK HOSPITAL: MICROBIOLOGY			6	100%	6
SOUTHERN CORRECTIONAL MEDICINE LLC		6			6
BAYSHORE POINTE NURSING AND REHAB CENTER			6	100%	6
MEDEXPRESS URGENT CARE - MBURG COMMONS		5	1	17%	6
POWERS PEDIATRICS			6	100%	6
WALGREENS #07589		5	1	17%	6
WELLMED AT FORT PIERCE		4	2	33%	6
ALL4KIDZ PEDIATRICS LLC		3	3	50%	6
HENDRY REGIONAL CONVENIENT CARE CENTER			6	100%	6
MEDICAL CENTER AT OCEAN REEF		1	5	83%	6
VIERA PEDIATRICS		1	5	83%	6
FLORIDA DEPARTMENT OF HEALTH SEMINOLE COUNTY		1	5	83%	6
ABSOLUTE HEALTH		5	1	17%	6
Kroger 673 - The Little Clinic Dallas		5	1	17%	6
UPMC HEALTH SYSTEM		4	2	33%	6
MINUTECLINIC, LLC #07876		5	1	17%	6
MEDEXPRESS URGENT CARE - PRINCETON		5	1	17%	6
TIFT REGIONAL HLTH SYSTEM, INC DBA SOU		6			6
ARC POINT LABS OF AUSTIN NORTH			6	100%	6
FLORIDA WOMAN CARE LABORATORY			6	100%	6
PENN NURSING CENTER		6			6
CENTRAL FLORIDA PRIMARY CARE			6	100%	6
COVID RAPID LABS		1	5	83%	6
FLORIDA MEDICAL CLINIC -INTERNAL MED DADE CITY			6	100%	6
WAKEMED		1	5	83%	6
MINUTECLINIC, LLC #07852		5	1	17%	6
MAXCARE CLINIC			6	100%	6
ALLEGRO FLEMING ISLAND		1	5	83%	6
NYU WINTHROP LABORATORY		6			6
CVS TX7821POCT LEAGUE CITY		6			6
ORLANDO HEALTH PHYSICIAN GROUP			6	100%	6
QUATRACOR PLLC		6			6
CVS NH6596POCT HAMPTON		6			6
PATHGROUP LABS, LLC		4	2	33%	6
DOCTORS OFFICE OF NEW JERSEY		6			6
MOUNT SINAI BROOKLYN LABORATORY		5	1	17%	6
MERCY COLLEGE HEALTH OFFICE		6			6

# COVID-19: testing by laboratory

Data through May 5, 2021 verified as of May 6, 2021 at 09:25 AM

Data in this report are provisional and subject to change.

The numbers in the table below represent the number of Florida and non-Florida residents for whom test results were received by the Department of Health. A person can be tested by more than one laboratory and can have both positive and negative results. **Therefore, the sum of the numbers in each column will be larger than the total number of people tested.**

Reporting lab	Inconclusive	Negative	Positive	Percent positive	Total
ELITE MEDICAL CENTER		1	5	83%	6
FLORIDA DEPARTMENT OF HEALTH IN MIAMI DADE COUNTY		5	1	17%	6
FLORIDA HEALTHCARE OF ORLANDO		1	5	83%	6
KIDS CORNER PEDIATRICS PLLC		5	1	17%	6
BETHESDA COMMUNITY HEALTH CENTER			6	100%	6
LOS ALAMOS NATIONAL LABORATORY		6			6
Madison Health & Rehabilitation		6			6
FIFTH AVENUE PEDIATRICS		3	3	50%	6
ADVENTHEALTH MEDICALGROUP PEDIATRICS AT ORLANDO		6			6
LAKEVIEW TERRACE HOME HEALTH SERVICES LLC			6	100%	6
BAYCARE ALLIANT HOSPITAL			6	100%	6
BROOKDALE CLERMONT			6	100%	6
FAMILY TREE PRIMARY CARE		5	1	17%	6
PRINCETON BMC LABORATORY		6			6
Oakwood - North Baldwins Center for Living		6			6
MEDEXPRESS URGENT CARE - VINELAND S MA		6			6
MINUTECLINIC LLC #5041		2	4	67%	6
IVY ROSEN MD PLLC		6			6
RURAL HEALTH CARE INC			6	100%	6
Northwell Lab		2	4	67%	6
DEVANSH LAB WERKS		1	5	83%	6
CVS IL5797POCT CAROL STREAM		6			6
APALACHEE CENTER INC		4	2	33%	6
CVS NC6402POCT DAVIDSON		4	2	33%	6
SALINE CARE NURSING & REHABILITATION CENTER		6			6
DOCTORS HOSPITAL OF AUGUSTA		6			6
ARLINGTON OF NAPLES		6			6
DAVISON HEALTH CENTER WESLEYAN UNIVERS		6			6
AIRCARE INTERNATIONAL		5	1	17%	6
PHYSICIANS URGENT CARE BERRY FARMS		4	2	33%	6
URGENT CARE HOUSECALLS PA		5	1	17%	6
ST LUKES HOSPITAL LABORATORY		2	4	67%	6
RANDOLPH COUNTY HEALTH & REHABILITATIO		6			6
CVS IN6654POCT INDIANAPOLIS		5	1	17%	6
AMERICAN HEALTH ASSOC. LABORATORY SOUTH		4	2	33%	6
CVS PA10034POCT PITTSBURGH		6			6
Englewood Health Care Center		6			6
ELITE MD GROUP INC		2	4	67%	6
MARSHALL MEDICAL CENTER SOUTH LAB		5	1	17%	6
MINUTECLINIC 7196		5	1	17%	6
CDRX INFUSION			6	100%	6
MEDEXPRESS URGENT CARE SHADYSIDE		5	1	17%	6
CVS SC4382POCT SPARTANBURG		6			6
MINUTECLINIC DIAGNOSTIC OF OHIO #6139		6			6
AMERICAN MEDICAL RESPONSE - DENVER		3	3	50%	6
CVS NV2928POCT LAS VEGAS		6			6
CVS MA957POCT WEST SPRINGFIELD		6			6



# COVID-19: testing by laboratory

Data through May 5, 2021 verified as of May 6, 2021 at 09:25 AM

Data in this report are provisional and subject to change.

The numbers in the table below represent the number of Florida and non-Florida residents for whom test results were received by the Department of Health. A person can be tested by more than one laboratory and can have both positive and negative results. **Therefore, the sum of the numbers in each column will be larger than the total number of people tested.**

Reporting lab	Inconclusive	Negative	Positive	Percent positive	Total
CAREWELL 301 - WARWICK			6	100%	6
CHILDREN'S HOSPITAL OF PHILADELPHIA		5	1	17%	6
BROWARD COUNTY HEALTH DEPT.			6	100%	6
NORTH FLORIDA PEDIATRICS JASPER			6	100%	6
PROGRESS PHARMACY INC		1	5	83%	6
FIRST COAST CARDIOVASCULAR INSTITUTE PA			6	100%	6
QUICK CARE MED WALK IN AND URGENT CARE			6	100%	6
MIZELL MEMORIAL HOSPITAL			6	100%	6
CVS MA2401POCT MARSHFIELD		5	1	17%	6
VILLAGES HEALTH, THE		4	2	33%	6
SAINT PETER'S UNIVERSITY HOSPITAL		6			6
ADVENTHEALTH CAR CENTER APOPKA			6	100%	6
AMERICAN EAGLE LEESBURG AL LLC DBA VISTA LAKE			6	100%	6
MINUTECLINIC DIAGNOSTIC OF TN PC #442		4	2	33%	6
CELAL GUROL ERBAY, MD			6	100%	6
TIMBER CREEK PEDIATRICS		6			6
PANCARE HEALTH - ALTHA PUBLIC			6	100%	6
PRESBYTERIAN HOME		6			6
ADVANCED URGENT CARE OF MARATHON		1	5	83%	6
COVID TESTING LLC			6	100%	6
CVS SC5550POCT CLOVER		5	1	17%	6
ASCENSION ST VINCENT'S CLAY COUNTY			6	100%	6
BROWARD TRANSITIONAL CENTER			6	100%	6
JOSEF SCHENKER, MD, PC		6			6
RAPID MEDLAB (004MO)		5	1	17%	6
CVS NJ2815POCT E BRUNSWICK		4	2	33%	6
THONOTOSASSA COMMUNITY HEALTH CENTER		1	4	80%	5
CVS PA258POCT MCKEES ROCKS		5			5
WELL HEALTH WORKS, LLC - THE GARDEN THEATER		5			5
AUGUSTA HEALTH			5	100%	5
IPSUM DIAGNOSTICS LLC		5			5
PHYSICIANS IMMEDIATE CARE ELGIN			5	100%	5
PM PEDIATRICS OF SELDEN		3	2	40%	5
OPTUMCARE FLORIDA, LLC		3	2	40%	5
MIAMI MEDICAL CONSULTANT PA			5	100%	5
GENTLE HANDS MOBILE PHLEBOTOMY			5	100%	5
EASTCHESTER PEDIATRIC MEDICAL GROUP		5			5
CVS SC2269POCT COLUMBIA		4	1	20%	5
CVS MO10053POCT SAINT PETERS		5			5
OMNICARE PHARMACY OFTEXAS 1, LP DBA OMNICARE		5			5
DICKSON MEDICAL ASSOCIATES PC PATH LAB		4	1	20%	5
HELIX URGENT CARE			5	100%	5
CVS KY2332POCT GEORGETOWN		4	1	20%	5
CVS SC4122POCT TAYLORS		5			5
MINUTECLINIC DIAGNOSTIC OF PENNSYLVAN		4	1	20%	5
CVS IL8750POCT CHICAGO		3	2	40%	5
QUENTIN N BURDICK MEMORIAL HEALTH CARE		5			5

# COVID-19: testing by laboratory

Data through May 5, 2021 verified as of May 6, 2021 at 09:25 AM

Data in this report are provisional and subject to change.

The numbers in the table below represent the number of Florida and non-Florida residents for whom test results were received by the Department of Health. A person can be tested by more than one laboratory and can have both positive and negative results. **Therefore, the sum of the numbers in each column will be larger than the total number of people tested.**

Reporting lab	Inconclusive	Negative	Positive	Percent positive	Total
PREMIER PEDIATRICS		1	4	80%	5
JOSEPH SCHENKER MD PC		5			5
BROOKDALE NEW PORT RICHEY			5	100%	5
PIEDMONT HOSPITAL LAB			5	100%	5
CVS IL7017POCT BLOOMINGTON		5			5
MIAMI CANCER INSTITUTE			5	100%	5
URGENT CARE OF ERWIN		5			5
KINGSWAY MEDICAL CENTER INC		2	3	60%	5
SEASIDE MANOR			5	100%	5
QUEST DIAGNOSTICS PSC		1	4	80%	5
MINUTECLINIC DIAGNOSTIC OF PENNSYLVANIA, LLD #1545		5			5
QUALITY MEDICAL CARE			5	100%	5
GULF COAST VETERANS HCS PANAMA CITY OPC		5			5
CVS NC2771POCT CLAYTON		4	1	20%	5
ADVENT HEALTH MEDICAL GROUP		4	1	20%	5
CULLMAN REGIONAL URGENT CARE		4	1	20%	5
TAMPA FAMILY HEALTH CENTER		1	4	80%	5
EGL GENETICS DIAGNOSTICS			5	100%	5
MINUTECLINIC DIAGNOSTIC OF WISCONSIN, LLC		5			5
PREMIER MEDICAL LABORATORY	1	2	2	40%	5
BIOTECH CLINICAL LABORATORY			5	100%	5
URGENT CARE COASTAL GA			5	100%	5
AHF PUBLIC HEALTH LABORATORY			5	100%	5
THE LITTLE CLINIC			5	100%	5
LPG PEDIATRICS AT CAPE CORAL		5			5
ADERHOLT MEDICAL, LLC		5			5
MEDEXPRESS URGENT CARE - WILKES BARRE		4	1	20%	5
BAPTIST HOSPITAL EMPLOYEE HEALTH OFF			5	100%	5
FALLSBURG CHAI		5			5
MASSASHUSETTS STATE LAB INSTITUTE		2	3	60%	5
CVS NE8615POCT LINCOLN		4	1	20%	5
UNC HOSPITAL/MCLENDON CLINICAL LABORATORIES			5	100%	5
MEDEXPRESS URGENT CARE - DANVILLE		5			5
KEYSTONE REHABILITATION AND HEALTH CENTER		1	4	80%	5
MINNESOTA DEPARTMENT OF HEALTH PUBLIC HEALTH LABORATORY DIVISION	1		4	80%	5
Birchaven		5			5
CVS AZ9290POCT PHOENIX		4	1	20%	5
EAST CENTRAL FLORIDA OUT PATIENT IMAGING			5	100%	5
WASHINGTON COLLEGE HEALTH SERVICES		5			5
OCCMED SOLUTIONS		2	3	60%	5
MARION COUNTY FIRE RESCUE		3	2	40%	5
MID FLORIDA HEALTH INC			5	100%	5
MORGAN STANLEY HEALTH CENTER		5			5
PINECREST PEDIATRICS GROUP LLC			5	100%	5
CONCENTRA - ORLANDO SOUTH II		4	1	20%	5
MD ANDERSON CANCER CENTER DI BAY AREA			5	100%	5
CLINICAL CARE INC			5	100%	5

# COVID-19: testing by laboratory

Data through May 5, 2021 verified as of May 6, 2021 at 09:25 AM

Data in this report are provisional and subject to change.

The numbers in the table below represent the number of Florida and non-Florida residents for whom test results were received by the Department of Health. A person can be tested by more than one laboratory and can have both positive and negative results. **Therefore, the sum of the numbers in each column will be larger than the total number of people tested.**

Reporting lab	Inconclusive	Negative	Positive	Percent positive	Total
GOOD SAMARITAN HOSPITAL		3	2	40%	5
ARKANSAS DEPARTMENT OF HEALTH			5	100%	5
CITRUS HEALTH NETWORK INC		2	3	60%	5
MD NOW MEDICAL CENTER INC			5	100%	5
MONTEFIORE MEDICAL CENTER LABS MONTEFIORE		4	1	20%	5
LabCorp of America			5	100%	5
ADVENTHEALTH MEDICAL GROUP PEDIATRICS		2	3	60%	5
FRESENIUS MEDICAL CARE			5	100%	5
COMMONS AT ORLANDO LUTHERAN TOWERS SNF			5	100%	5
CVS MA929POCT FRANKLIN		5			5
FHPG FAMILY MEDICAL CENTER OF TAMPA BAY		1	4	80%	5
MIDDLEBURG VA CBOC		4	1	20%	5
CAPE COD HOSPITAL			5	100%	5
APC PEDIATRICS			5	100%	5
CVS CT750POCT ENFIELD		5			5
BAYSHORE LABORATORY		4	1	20%	5
FLAGLER HEALTH SERVICES INC			5	100%	5
Life Care Center of Estero			5	100%	5
BEACH HOUSE		5			5
STEUBEN COUNTY PUBLIC HEALTH		5			5
WILSON PEDIATRICS			5	100%	5
SOUTH FLORIDA FAMILY HEALTH & RESEARCH CTR			5	100%	5
PIEDMONT FAYETTE HOSPITAL		3	2	40%	5
ELDER ALTERNATIVES INC		3	2	40%	5
FLORIDA HEALTH CARE PLANS STIRLING CENTER			5	100%	5
JACKSON SOUTH COMMUNITY HOSPITAL LAB			5	100%	5
NIBHA MEDIRATTA MD PL			5	100%	5
NORTHPORT MEDICAL CENTER LAB		5			5
WELLMED AT APOLLO BEACH BLVD		3	2	40%	5
MEDEXPRESS URGENT CARE FOX CHAPEL		5			5
CVS CA9606POCT TEMECULA		5			5
CLINICAL LABORATORIES OF THE BUFFALO		4	1	20%	5
MINUTECLINIC DIAG OF IND LLC #6840		5			5
Hillspring of Springboro		5			5
REGIONAL MEDICAL CENTER BAYONET POINT			5	100%	5
CAREHERE LCS- EUSTIS			5	100%	5
MEDEXPRESS URGENT CARE - MOUNTAIN HOME		4	1	20%	5
MINUTECLINIC DIAGNOSTIC OF NEVADA-9586		4	1	20%	5
CVS GA5622POCT DALLAS		3	2	40%	5
COVENANT COLLEGE HEALTH SERVICES		5			5
METHODIST HEALTHCARE UNIVERSITY HOSPIT		5			5
CVS TX5877POCT PEARLAND		5			5
MINUTECLINIC DIAG OF IND, LLC #6553		5			5
Oceanside Health & Rehabilitation Center		5			5
PUTNAM HOSPITAL CENTER LABORATORY		5			5
MEDEXPRESS URGENT CARE PLEASANT HILLS		4	1	20%	5
BUEN PASTOR MEDICAL CENTER, INC			5	100%	5

# COVID-19: testing by laboratory

Data through May 5, 2021 verified as of May 6, 2021 at 09:25 AM

Data in this report are provisional and subject to change.

The numbers in the table below represent the number of Florida and non-Florida residents for whom test results were received by the Department of Health. A person can be tested by more than one laboratory and can have both positive and negative results. **Therefore, the sum of the numbers in each column will be larger than the total number of people tested.**

Reporting lab	Inconclusive	Negative	Positive	Percent positive	Total
ManorCare Rehabilitation Center- Decatur		5			5
MENORAH MANOR			5	100%	5
FLORIDA CLINICAL LABORATORY - BIOREFERENCE LABORATORIES		2	3	60%	5
URGENT TEAM MANAGEMENT OF TENNESSEE, L		4	1	20%	5
SAFETY HARBOR SENIOR LIVING			5	100%	5
BAPTIST HEALTH - TOWN CENTER			5	100%	5
DELAWARE PUBLIC HEALTH LABORATORY		2	3	60%	5
PRECISION DIAGNOSTICS INC - NJ		5			5
MEDEXPRESS URGENT CARE LAVALE		5			5
MED EXPRESS URGENT CARE PC - MARYLAND		4	1	20%	5
RUSSELL SAGE COLLEGE WELLNESS CENTER		5			5
CVS TX7151POCT HUMBLE		4	1	20%	5
ENT AND ALLERGY ASSOCIATES OF FLORIDA, LLC			5	100%	5
CVS AZ10150POCT PHOENIX		4	1	20%	5
CVS OK6225POCT EDMOND		5			5
INNOVATIVE COVID-DIVERSEY			5	100%	5
MEDICAL UNIVERSITY SC HOSPITAL			5	100%	5
ST JOSEPHS BEHAVIORAL HEALTH CENTER			5	100%	5
SPRINGHILL SENIOR RESIDENCE		5			5
CHAMPLAIN VALLEY PHYSICIANS HOSPITAL		3	2	40%	5
CVS GA2279POCT SUWANEE		5			5
ADVANCED PEDIATRICS OF BOCA LLC			5	100%	5
PEDIATRICS OF CENTRAL FLORIDA – POINCIANA		3	2	40%	5
CVS OH10893POCT PARMA		2	3	60%	5
UCF STUDENT HEALTH SERVICES LABORATORY		2	3	60%	5
IMMERSION RESIDENTIAL LLC			5	100%	5
CLEVELAND CLINIC MARTIN HEALTH NURSING & RESTORATIVE		5			5
Kroger 449 - The Little Clinic Mountain Park		4	1	20%	5
ADVENTHEALTH GORDON		4	1	20%	5
ELITE CARE			5	100%	5
PATIENT FIRST - ALLENTOWN			5	100%	5
NEW YORK STATE DEPARTMENT OF HEALTH			5	100%	5
AMI ST FRANCIS HOSPITAL LABORATORY		4	1	20%	5
MEDEXPRESS URGENT CARE - SOUTH PARKERSBURG		5			5
FRESENIUS KIDNEY CARE SOUTH ORLANDO			5	100%	5
SONATA VERO BEACH		5			5
MINUTECLINIC OF NEVADA-2955 S FT APACH		5			5
SARASOTA IMMEDIATE CARE			5	100%	5
MEDEXPRESS URGENT CARE - CHERRY HILL		5			5
CVS IN6757POCT COLUMBUS		5			5
ATLANTIC SURGERY CENTER OF JACKSONVILLE BEACH		5			5
PEDIATRIC URGENT HEALTH CARE			5	100%	5
WEST PACIFIC MEDICAL LABORATORY			5	100%	5
NATURE COAST PRIMARY CARE LAB LLC		1	4	80%	5
ST JOSEPHS HOSPITAL PATHOLOGY LAB		4	1	20%	5
COLUMBIA MEMORIAL HOSPITAL LABORATORY		5			5
CVS CA9963POCT SAN DIEGO		5			5

# COVID-19: testing by laboratory

Data through May 5, 2021 verified as of May 6, 2021 at 09:25 AM

Data in this report are provisional and subject to change.

The numbers in the table below represent the number of Florida and non-Florida residents for whom test results were received by the Department of Health. A person can be tested by more than one laboratory and can have both positive and negative results. **Therefore, the sum of the numbers in each column will be larger than the total number of people tested.**

Reporting lab	Inconclusive	Negative	Positive	Percent positive	Total
MONTCLAIR STATE UNIV/HLTH & WELLNESS		5			5
THE CLINIC OF PEDIATRICS & GI MEDICINE, INC			5	100%	5
LIVING WATERS MEDICAL CENTER			5	100%	5
DOCS URGENT CARE		1	4	80%	5
MINUTECLINIC DIAG OF IND, LLC #6910		5			5
MINUTECLINIC DIAG OF IND, LLC #8645		5			5
QUINTON MEMORIAL HEALTH CARE CENTER		5			5
FLORIDA PRIMARY & SPECIALTY CARE		5			5
FAMILY TREE DNA			5	100%	5
LAKE COUNTY DETENTION CENTER		3	2	40%	5
MID - FLORIDA PATHOLOGY LLC		1	4	80%	5
VEIL VALLEY MEDICAL CENTER			5	100%	5
Wynfield Park Health and Rehabilitation		5			5
UNIVERISTY OF MEMPHIS ATHLETIC TRAINI		5			5
BOND & STEELE CLINIC PA D/B/A BOND CLINIC PA		5			5
CVS TN7698POCT KNOXVILLE		5			5
MINUTECLINIC LLC (2335)		4	1	20%	5
RURAL/METRO MIDSOUTH,		5			5
ATLANTA PLUS URGENT CARE			5	100%	5
KETTERING HEALTH			5	100%	5
MINUTECLINIC DIAGNOSTIC MED GRP OF SAN		4	1	20%	5
RHEA MEDICAL CENTER		5			5
LIFEPLUS HEALTHCARE GROUP INC		5			5
PHYSICIANS QUALITY CARE			5	100%	5
HILLSBOROUGH COUNTY HEALTH DEPARTMENT			5	100%	5
IVY CREEK URGENT CARE OF ENTERPRISE			5	100%	5
MINUTECLINIC DIAGNOSTIC OF VIRGINIA, LLC #1980		3	2	40%	5
PATIENT FIRST			5	100%	5
Samuel S. Stratton VAMC		5			5
COOPER HOSPITAL/UNIVERSITY MEDICAL		5			5
SCIENCE CARE			5	100%	5
WILLOW CREEK RETIREMENT CENTER		5			5
THE DOCTORS CENTER HEALTHCARE-SOUTHSIDE		1	4	80%	5
SIENA COLLEGE SPORTS MEDICINE CENTER		5			5
NORTH SHORE HEMATOLOGY-ONCOLOGY ASSOCIATES, PC		5			5
HUNT CLUB MEDICAL CARE			5	100%	5
MEDEXPRESS URGENT CARE- COLUMBIA HEIGH		5			5
INTERNAL MEDICINE & PRIMARY CARE ASSOCIATES, PLC			5	100%	5
COPELAND MEDICAL CLINIC		3	2	40%	5
MEDEXPRESS URGENT CARE - FREDERICK		5			5
SOUTH BEND MEDICAL FOUNDATION			5	100%	5
LABCORP UNSPECIFIED		5			5
INFECTION CONTROL/ EMPHEALTH		3	2	40%	5
MEDEXPRESS URGENT CARE - BRIDGEVILLE		5			5
Kroger 099 - The Little Clinic Fort Collins		5			5
BOROPARK URGENT CARE		4	1	20%	5
ST VINCENTS AMBULATORY CARE INC		3	2	40%	5



# COVID-19: testing by laboratory

Data through May 5, 2021 verified as of May 6, 2021 at 09:25 AM

Data in this report are provisional and subject to change.

The numbers in the table below represent the number of Florida and non-Florida residents for whom test results were received by the Department of Health. A person can be tested by more than one laboratory and can have both positive and negative results. **Therefore, the sum of the numbers in each column will be larger than the total number of people tested.**

Reporting lab	Inconclusive	Negative	Positive	Percent positive	Total
EXCEL URGENT CARE OF NJ, LLC		3	2	40%	5
PIEDMONT NEWNAN HOSPITAL		4	1	20%	5
UNIVERSITY OF MIAMI / SCCC RESEARCH LABORATORY			5	100%	5
GENEVA GENERAL HOSPITAL LABORATORY		3	2	40%	5
STVHCS - Dental Outpatient Clinic		5			5
ELEVATION HEALTH LABORATORY		5			5
HEALTHCARE NETWORK OF SOUTHWEST FLORIDA			5	100%	5
Arbors at Marietta		5			5
ST LUCIE COUNTY HEALTH DEPARTMENT		4	1	20%	5
WINCHESTER MEDICAL CENTER			5	100%	5
CFP PHYSICIANS GROUP			5	100%	5
CVS NC3853POCT BURLINGTON		4	1	20%	5
NORTHWOOD UNIVERSITY-BENNETT SPORTS CENTER		5			5
TANNER MEDICAL CENTER EAST AL		5			5
NORTHERN MICHIGAN UNIVERSITY ATHLETICS		5			5
CVS MA2172POCT NORTH GRAFTON		5			5
LABS PLUS LLC		5			5
EAST BANK HOSPITAL - UNIVERSITY OF MINNESOTA MEDICAL CENTER			5	100%	5
INVESCLINIC US, LLC		5			5
PUTNAM COUNTY PUBLIC HEALTH UNIT		5			5
BLUETAIL MEDICAL GROUP, LLC		4	1	20%	5
FLORIDA HOSPITAL LAKE MARY		5			5
RELIANT IMMUNE DIAGNOSTICS			5	100%	5
PRECISION LABS LLC		2	3	60%	5
RIO PINAR HEALTH CARE			5	100%	5
CARENOW URGENT CARE - WINTER SPRINGS		4	1	20%	5
SUTTER TRACY COMMUNITY HOSPITAL			5	100%	5
NORTH DADE NURSING AND REHABILITATION CENTER			5	100%	5
FRANCES WARDE MEDICAL LABORATORY		2	3	60%	5
Walker BaptistMedCtr		4	1	20%	5
WHITE WILSON MEDICAL CENTER - FWB		1	4	80%	5
ALVARO J DANGOND MD PA		4	1	20%	5
WALGREENS # 04440		4	1	20%	5
MEDEXPRESS URGENT CARE HUNTINGTON		5			5
WASHINGTON STATE DEPARTMENT OF HEALTH PUBLIC HEALTH LABORATORIES			5	100%	5
CVS AZ9210POCT SCOTTSDALE		5			5
CVS SC1540POCT MYRTLE BEACH		4	1	20%	5
CVS IN5696POCT FORT WAYNE		5			5
MINUTECLINIC # 21110		3	2	40%	5
MEDEXPRESS URGENT CARE - WALDORF, CRAIN HWY		5			5
FORSYTH HOUSE			5	100%	5
WOODHULL MEDICAL AND MENTAL HEALTH CTR		5			5
CVS GA5637POCT VILLA RICA		5			5
CANDLER HOSPITAL PATHOLOGY LABORATORY		3	2	40%	5
MEDHELP 280		5			5
MONROE COUNTY DEPT OF PUBLIC HEALTH ST		5			5
DIAGNOSTECHS		4	1	20%	5

# COVID-19: testing by laboratory

Data through May 5, 2021 verified as of May 6, 2021 at 09:25 AM

Data in this report are provisional and subject to change.

The numbers in the table below represent the number of Florida and non-Florida residents for whom test results were received by the Department of Health. A person can be tested by more than one laboratory and can have both positive and negative results. **Therefore, the sum of the numbers in each column will be larger than the total number of people tested.**

Reporting lab	Inconclusive	Negative	Positive	Percent positive	Total
GARDENS PEDIATRICS			5	100%	5
DEPARTMENT OF HEALTH AND HUMAN SERVICES LANSING			5	100%	5
AEL KNOXVILLE			5	100%	5
VA PRIMARY CARE ANNEX			5	100%	5
MEDICAL CENTER OF BLOUNTSTOWN			5	100%	5
LAFAYETTE NURSING AND REHAB			5	100%	5
CVS NV408817POCT LAS VEGAS		1	4	80%	5
Rosedale Green		5			5
BRIGHAM AND WOMEN'S HOSPITAL		1	4	80%	5
WATERTOWN URGENT CARE PLLC		5			5
REELFOOT FAMILY WALK IN CLINIC		4	1	20%	5
CVS MA1845POCT WILMINGTON		4	1	20%	5
FLORIDA PRIMARY CARE AND SPORTS MEDICINE INC		2	3	60%	5
JOE DIMAGGIO CHILDREN'S HOSPITAL		1	4	80%	5
LAKE MARY HEALTH AND REHABILITATION CENTER		1	4	80%	5
MINUTECLINIC DIAGNOSTIC MED GRP OF ORA		4	1	20%	5
NOVANT HEALTH UVA		2	3	60%	5
CVS TN6414POCT SMYRNA		3	2	40%	5
WALGREENS #09475		5			5
CVS MA394POCT SEEKONK		5			5
MINUTECLINIC, LLC #7139		5			5
CARL R DARNALL ARMY MEDICAL CENTER			5	100%	5
THE RETREAT AT PORT ORANGE			5	100%	5
Edward Hines, Jr. VA Hospital		4	1	20%	5
MEDEXPRESS URGENT CARE MARTINSBURG		3	2	40%	5
MEDEXPRESS URGENT CARE - BECKLEY		3	2	40%	5
NAVAL MEDICAL CENTER			5	100%	5
FLORIDA DEPARTMENT OF HEALTH - INVERNESS		3	2	40%	5
CYPRESS CREEK MEDICAL CENTER			5	100%	5
SOUTHEAST GEORGIA PHYSICIAN ASSOCIATES		4	1	20%	5
INVERNESS FAMILY CARE HIGH RISK PLLC			5	100%	5
AHC Decatur County		5			5
CVS PA1657POCT YORK		4	1	20%	5
PATIENT FIRST - LEESBURG			5	100%	5
LAKEVIEW HEALTHCARE SYSTEM LLC			5	100%	5
PRL NYC PANDEMIC RESPONSE LAB			5	100%	5
HAWTHORNE HEALTH AND REHABILITATION			5	100%	5
PARADISE VILLA ALF INCORPORATED		5			5
MEDEXPRESS URGENT CARE - SUMMERSVILLE, WEBSTER RD		5			5
DEPARTMENT OF PATHOLOGY ROME MEMORIAL		3	2	40%	5
WALGREENS# 00323		5			5
UNIVERSITY OF CHICAGO MEDICAL CENTER LAB			5	100%	5
STARMED FAMILY & URGENT CARE			5	100%	5
JOHN T MACKAY MD			5	100%	5
ALPHADERA LABS, LLC			5	100%	5
XRL SXF REF LAB		5			5
MEDEXPRESS URGENT CARE - BECKLEY CROSS		4	1	20%	5

# COVID-19: testing by laboratory

Data through May 5, 2021 verified as of May 6, 2021 at 09:25 AM

Data in this report are provisional and subject to change.

The numbers in the table below represent the number of Florida and non-Florida residents for whom test results were received by the Department of Health. A person can be tested by more than one laboratory and can have both positive and negative results. **Therefore, the sum of the numbers in each column will be larger than the total number of people tested.**

Reporting lab	Inconclusive	Negative	Positive	Percent positive	Total
PRINCIPLE HOSPICE SERVICE, LLC			5	100%	5
MEDEXPRESS - NEW CASTLE, DUPONT HWY		4	1	20%	5
LEVY COUNTY DEPT. OF PUBLIC SAFETY		2	3	60%	5
RUSH UNIVERSITY MEDICAL CENTER LABORATORY			5	100%	5
ADVANCED HEART CARE OF SOUTH FLORIDA		5			5
GRADY MEMORIAL HOSPITAL/MICRO			5	100%	5
APOLLO GARDENS RETIREMENT RESIDENCE CARE		5			5
CARENOW URGENT CARE - CENTRAL AUSTIN		1	4	80%	5
THE UNIVERSITY OF VERMONT MEDICAL CENTER		4	1	20%	5
DAVENPORT PEDIATRICS PA		1	4	80%	5
WESTMINSTER SHORES			5	100%	5
AMAVIDA		5			5
FINLAY		1	4	80%	5
FOUNDCARE, INC			5	100%	5
PEDIATRICS OF ALTAMONTE		5			5
JUPITER ISLAND MEDICAL CLINIC INC		5			5
SJH			5	100%	5
TMH PHYSICIAN PARTNERS SOUTHWOOD		1	4	80%	5
ALLIANCE FOR MULTISPECIALTY RESEARCH		5			5
INDIAN RIVER PRIMARY CARE PA		5			5
HELIX DIAGNOSTIX		2	3	60%	5
MINUTECLINIC, LLC #1431		4	1	20%	5
REHABILITATION CENTER AT JUPITER GARDENS		5			5
ST JOHNS BIOMEDICAL LAB		5			5
CLINICAL PATHOLOGY LABORATORIES			5	100%	5
URGENT MED INC		3	2	40%	5
CELERION			5	100%	5
15 TO KNOW			4	100%	4
FLORIDA HEART AND VASCULAR			4	100%	4
SOUTH MIAMI HOSPITAL		1	3	75%	4
DACH MAIN LAB			4	100%	4
LOYOLA UNIVERSITY MEDICAL CENTER LABORATORY			4	100%	4
Crowne Health Care of Montgomery		4			4
BUCKINGHAM PLACE ALF		4			4
HARBOUR ISLAND PEDIATRICS LLC			4	100%	4
BRANDON REGIONAL EMERGENCY CTR			4	100%	4
CHILDREN'S MEDICAL GROUP		4			4
CARTERSVILLE MEDICAL CENTER		1	3	75%	4
MEMORIAL HEALTH CARE SYSTEMS			4	100%	4
MEDEXPRESS URGENT CARE - KOKOMO		4			4
CVS OH6164POCT DELAWARE		4			4
MEDEXPRESS URGENT CARE - SOMERSET TOWNSHIP		4			4
Westminster Manor		3	1	25%	4
CVS IN7653POCT EVANSVILLE		3	1	25%	4
SKYLINE UROLOGY		4			4
EPI			4	100%	4
REHABILITATION CENTER OF WINTER PARK,THE			4	100%	4

# COVID-19: testing by laboratory

Data through May 5, 2021 verified as of May 6, 2021 at 09:25 AM

Data in this report are provisional and subject to change.

The numbers in the table below represent the number of Florida and non-Florida residents for whom test results were received by the Department of Health. A person can be tested by more than one laboratory and can have both positive and negative results. **Therefore, the sum of the numbers in each column will be larger than the total number of people tested.**

Reporting lab	Inconclusive	Negative	Positive	Percent positive	Total
EASTSIDE MEDICAL CENTER		4			4
CVS MA920POCT CLINTON		4			4
WALGREENS #04311		4			4
Calusa Harbour			4	100%	4
MINUTECLINIC LLC #3351			4	100%	4
1ST CHOICE URGENT CARE CENTER LLC		3	1	25%	4
ELITE PRIMARY CARE OF WAYCROSS		1	3	75%	4
Park Ridge Nursing Center		3	1	25%	4
CVS TX3292POCT WYLIE		4			4
CVS TX1057POCT SAN ANTONIO		3	1	25%	4
CVS IL2297144CV CHICAGO		4			4
MIDDLETON PEDIATRICS			4	100%	4
STANFORD HEALTH CARE ANATOMIC PATHOLOGY & CLINICAL LAB			4	100%	4
MEDEXPRESS URGENT CARE - TEAYS VALLEY		3	1	25%	4
BETTERMED URGENT CARE			4	100%	4
CAREWELL 202			4	100%	4
CULLMAN REGIONAL MEDICAL CENTER		3	1	25%	4
MINNESOTA DEPARTMENT OF HEALTH LABORATORY	1		3	75%	4
UAB URGENT CARE CLINIC			4	100%	4
CVS OH6149POCT UPPER ARLINGTON		2	2	50%	4
SOUTH FLORIDA RESEARCH ORGANIZATION			4	100%	4
RAS MEDICAL SOLUTIONS, LLC		3	1	25%	4
CVS MO4850POCT SPRINGFIELD		4			4
Brookcrest Nursing Home		4			4
UF HEALTH PATHOLOGY LABORATORIES			4	100%	4
SOUTH BAY CORRECTIONAL FACILITY			4	100%	4
DEPARTMENT OF HEALTH/ NEW YORK			4	100%	4
COMMUNITY HEALTH CENTERS INC			4	100%	4
HCR ManorCare Greentree		4			4
HELIX BIOMEDICS LLC			4	100%	4
CVS OH3329POCT LAKEWOOD		4			4
SOUTHWESTERN REGIONAL MEDICAL CENTER - TULSA		4			4
CARENOW-LEBANON		2	2	50%	4
PM PEDIATRICS OF SELDEN PLLC		4			4
BEAUFORT MEMORIAL			4	100%	4
AFTER HOURS PEDS			4	100%	4
MAYO CLINIC BEACHES PRIMARY CARE CTR		3	1	25%	4
CVS HEALTH, #5962		4			4
WILLIAM S MIDDLETON MEMORIAL VET HOSP		4			4
MARIANNA CBOC		4			4
PARKWAY DRUGS OF ONEIDA COUNTY NORTH I		3	1	25%	4
LATCHER LABORATORY OF A O FOX MEMORIAL		2	2	50%	4
FLORIDA HOSPITAL ALTAMONTE		2	2	50%	4
IMIC INC RESEARCH			4	100%	4
NHC HealthCare, Cookeville		4			4
L3HARRIS FAMILY MEDICAL CENTER			4	100%	4
MINUTECLINIC DIAGNOSTIC OF VIRGINIA, LLC #392		4			4

# COVID-19: testing by laboratory

Data through May 5, 2021 verified as of May 6, 2021 at 09:25 AM

Data in this report are provisional and subject to change.

The numbers in the table below represent the number of Florida and non-Florida residents for whom test results were received by the Department of Health. A person can be tested by more than one laboratory and can have both positive and negative results. **Therefore, the sum of the numbers in each column will be larger than the total number of people tested.**

Reporting lab	Inconclusive	Negative	Positive	Percent positive	Total
CVS MI8091POCT FRASER		3	1	25%	4
GENUS DIAGNOSTICS			4	100%	4
ARCPPOINT LABS OF FORT LAUDERDALE, FL CENTRAL		1	3	75%	4
MEDEXPRESS URGENT CARE - LITTLE ROCK		3	1	25%	4
RELIANT ACUTE CARE			4	100%	4
Loretto Health and Rehabilitation Center		4			4
BAPTIST HEALTH MEDICAL CENTER			4	100%	4
SUMMERFORD NURSING HOME, INC.		4			4
MERCY HOSPITAL			4	100%	4
CANOPY PEDIATRICS		4			4
JFK INTERNAL MEDICINE FACULTY PRACTICE		2	2	50%	4
FLORIDA HOSPITAL LABORATORIES		4			4
GASTROENTEROLOGY ASSOC OF PENSACOLA, PA		2	2	50%	4
CVS NH2257POCT MANCHESTER		4			4
UNIVERSITY OF MICHIGAN		2	2	50%	4
CARE ONE PRIMARY CARE			4	100%	4
CORIZON HEALTH INC			4	100%	4
ACCENT PHYSICIAN SPECIALISTS PA		4			4
CVS OH4300POCT STRONGSVILLE		4			4
INTRACOASTAL LABS INC		4			4
INTERMOUNTAIN HEALTHCARE CENTRAL LABORATORY			4	100%	4
Wilkes-Barre VAMC		4			4
TOTAL RENAL LAB		3	1	25%	4
ORANGE COUNTY HEALTH DEPARTMENT		2	2	50%	4
SOUTHLAND SUITES OF LAKELAND			4	100%	4
FLORIDA HOSPITAL PHYSICIANS GROUP		1	3	75%	4
COLONIAL MEDICAL CENTER-EAST ORLANDO			4	100%	4
COMMUNITY PHYSICIANS OF NORTH PORT PA			4	100%	4
Bethany Health and Rehab		4			4
BIOTEST PLASMA CENTER		4			4
MEDEXPRESS URGENT CARE NORWIN		4			4
WALGREENS # 09788		4			4
MINUTECLINIC DIAGNOSTIC OF NH, LLC (CL		3	1	25%	4
ROAN DRUG COMPANY LLC		4			4
SunTerrace Health Care Center		3	1	25%	4
PM PEDIATRICS OF BAYSIDE, PLLC - MANHASSET		4			4
JERSEY IRISH MEDICAL (DBA AFC URGENT C		3	1	25%	4
NYC PUBLIC HEALTH LABS			4	100%	4
LAKE FOREST PARK OP CO LLC		4			4
Georgiana Health and Rehabilitation, LLC		4			4
Glenis Dr VA Outpatient Clinic		3	1	25%	4
POINTE MEDICAL SERVICES INC		2	2	50%	4
FISHERMEN'S HOSPITAL			4	100%	4
CVS CA9497POCT IRVINE		4			4
BARTON MEMORIAL HOSPITAL		3	1	25%	4
MEDEXPRESS URGENT CARE, FAIRMONT		4			4
Lakeview Village		4			4



# COVID-19: testing by laboratory

Data through May 5, 2021 verified as of May 6, 2021 at 09:25 AM

Data in this report are provisional and subject to change.

The numbers in the table below represent the number of Florida and non-Florida residents for whom test results were received by the Department of Health. A person can be tested by more than one laboratory and can have both positive and negative results. **Therefore, the sum of the numbers in each column will be larger than the total number of people tested.**

Reporting lab	Inconclusive	Negative	Positive	Percent positive	Total
MEDEXPRESS URGENT CARE - TULSA, S YALE AVE		4			4
MEDEXPRESS URGENT CARE- FORT WORTH N T		4			4
SOUTHEASTERN REGIONAL MEDICAL CENTER			4	100%	4
TARPON SPRINGS PEDIATRICS, LLC			4	100%	4
COOK HOSPITAL AND CARE CENTER		3	1	25%	4
Kroger 186 - The Little Clinic Holiday Manor		3	1	25%	4
CVS MA969POCT PALMER		4			4
PANCARE HEALTH - PONCE DE LEON			4	100%	4
FASTMED URGENT CARE			4	100%	4
CVS MINUTE CLINIC DIAGNOSTIC MED GRP		4			4
APOPKA FAMILY HEALTH CENTER		3	1	25%	4
MINUTECLINIC DIAG OF IND, LLC #6908		4			4
VITAL CARE URGENT CARE			4	100%	4
CAREMOUNT MEDICAL PC - BEDFORD URGENT		4			4
MEDICAL CENTER ENTERPRISE			4	100%	4
MEDFIRST URGENT CARE			4	100%	4
CVS PA10825POCT PLYMOUTH MEETING		4			4
ADVANCED URGENT CARE LLC		1	3	75%	4
CVS CA9492POCT YORBA LINDA		4			4
INTERMARKET FACILITY			4	100%	4
HOME DOCS		2	2	50%	4
CORTLAND REGIONAL MEDICAL CENTER		4			4
CONSOLIDATED LABORATORY SERVICES			4	100%	4
ENCOMPASS HOME HEALTH		4			4
CLINICAL ASSOCIATES OF ORLANDO LLC		4			4
MEDEXPRESS URGENT CARE-SELINGSGROVE		3	1	25%	4
DEBORAH HEART AND LUNG CENTER		4			4
GIEBEIG FAMILY MEDICINE PA			4	100%	4
NOT GIVEN		1	3	75%	4
UNIVERSITY OF MIAMI STUDENT HEALTH SERVICE			4	100%	4
FHPG TAMPA PRIMARY CARE			4	100%	4
IMA MEDICAL CENTER OF OVIEDO			4	100%	4
AKRON GENERAL MEDICAL CENTER MAIN		4			4
CVS OH4301POCT NORTHFIELD		4			4
Willowbrooke Court at Country House		4			4
CVS CT2210POCT RIVERSIDE		4			4
ST. MARY'S HOSPITAL			4	100%	4
CVS OH2486POCT NILES		2	2	50%	4
MEDEXPRESS URGENT CARE - WICHITA, S SENECA ST		2	2	50%	4
MEDEXPRESS URGENT CARE - MARKHAM STREE		3	1	25%	4
OHIO CVS STORES		3	1	25%	4
SINAI PLAZA NURSING AND REHAB CENTER			4	100%	4
CVS PA1193POCT JENKINTOWN		4			4
MEDEXPRESS URGENT CARE - ANDERSON		4			4
MD ANDERSON			4	100%	4
REFUGE A HEALING PLACE, THE			4	100%	4
Mitchell Hollingsworth Nursing and Rehab		4			4

# COVID-19: testing by laboratory

Data through May 5, 2021 verified as of May 6, 2021 at 09:25 AM

Data in this report are provisional and subject to change.

The numbers in the table below represent the number of Florida and non-Florida residents for whom test results were received by the Department of Health. A person can be tested by more than one laboratory and can have both positive and negative results. **Therefore, the sum of the numbers in each column will be larger than the total number of people tested.**

Reporting lab	Inconclusive	Negative	Positive	Percent positive	Total
Kroger 339 - The Little Clinic Highlands - Bardstown Road		4			4
URGENT CARE - OCONEE		2	2	50%	4
AURORA BAYCARE UROLOGY			4	100%	4
MEDEXPRESS URGENT CARE - CINNAMINSON		3	1	25%	4
Medilodge of Alpena		4			4
CONSULATE HEATH CARE AT WEST ALTAMONTE			4	100%	4
MOBILE HEALTH MEDICAL SERVICES PC		4			4
MEDEXPRESS URGENT CARE- ALLISON PARK		2	2	50%	4
Millennium Nursing & Rehab Center		4			4
GUTHRIE MEDICAL GROUP - CORNING		3	1	25%	4
WALGREENS #07034		4			4
CVS NE5714POCT OMAHA		3	1	25%	4
CAPTAIN JAMES A. LOVELL FEDERAL HEALTHCARE CENTER			4	100%	4
ST PETE DIRECT PRIMARY CARE		2	2	50%	4
FLORENCE - HUNTSVILLE HOSPITAL URGENT CARE		3	1	25%	4
WELLSTAR DOUGLAS HOSPITAL LABORATORY		4			4
PORT ORANGE NURSING & REHAB			4	100%	4
PRESBYTERIAN FAMILY HEALTHCARE-KASEMAN		4			4
RML PHARMACY PC		4			4
Heartland of Boynton Beach			4	100%	4
LEESBURG REGIONAL MEDICAL CENTER URGENT CARE			4	100%	4
VA OUTPATIENT PHARMACY			4	100%	4
BAYLOR ESOTERIC AND MOLECULAR LAB			4	100%	4
CENTRAL FLORIDA INTERNAL OCCUPATIONAL AND		4			4
MICHIGAN HEALTH CLINIC LABORATORIES		3	1	25%	4
UNIVERSITY OF WASHINGTON MEDICAL CENTER (UWMC) EMERGENCY DEPT.			4	100%	4
BETHPAGE EXTENDED HOURS CENTER		4			4
OLEAN GENERAL HOSPITAL		4			4
KENTUCKY CABINET FOR HEALTH AND FAMILY SERVICES			4	100%	4
WILLIAM A HINTON STATE LABORATORY INSTITUTE		1	3	75%	4
LIFEHOPE LABS			4	100%	4
Oak Creek Terrace		4			4
KINGSTON RESIDENCE OF MARION		4			4
MEMORIAL HEALTHCARE SYSTEM		1	3	75%	4
PINELLAS POINT NURSING AND REHAB			4	100%	4
Eldorado Rehab & Healthcare		4			4
OPTUM OF RED ROAD		4			4
CVS CA9803POCT RIVERSIDE		4			4
H/L of WEst Ashley Rhabilitation and Nursing Center		4			4
WESLEY CHAPEL INTERNAL MEDICINE AND PEDIATRICS			4	100%	4
WHITE EARTH IHS MAIN LAB		4			4
FLORIDA DEPARTMENT OF HEALTH (FDOH)		2	2	50%	4
ADVENTHEALTH NEW SMYRNA BEACH COMMUNITY HEALTH			4	100%	4
MARK HOANG MD PA			4	100%	4
CVS IL4778POCT EVANSTON		4			4
SINAI POST ACUTE NURSING AND REHAB CE		4			4
OMNICARE PHARMACY OF TEXAS 1		4			4

# COVID-19: testing by laboratory

Data through May 5, 2021 verified as of May 6, 2021 at 09:25 AM

Data in this report are provisional and subject to change.

The numbers in the table below represent the number of Florida and non-Florida residents for whom test results were received by the Department of Health. A person can be tested by more than one laboratory and can have both positive and negative results. **Therefore, the sum of the numbers in each column will be larger than the total number of people tested.**

Reporting lab	Inconclusive	Negative	Positive	Percent positive	Total
MINUTECLINIC DIAGNOSTIC OF MICHIGAN, P		4			4
CVS MA217POCT TEWKSBURY		3	1	25%	4
PILGRIM PHARMACY INC		4			4
COMMUNITY HEALTH CENTER OF WEST PALM BEACH			4	100%	4
CVS MA915POCT BEVERLY		2	2	50%	4
PHYSICIANS IMMEDIATE CARE AURORA			4	100%	4
MINUTECLINIC DIAG OF IND LLC #1367		4			4
MEDEXPRESS URGENT CARE, HANOVER		3	1	25%	4
SOMA MEDICAL CENTER PA #3 PALOMINO			4	100%	4
CELEBRATION PEDIATRICS			4	100%	4
ADVENTHEALTH MEDICAL GROUP COMMUNITY MEDICINE		3	1	25%	4
STEAMBOAT EMERGENCY CENTER			4	100%	4
UNION CITY MANOR NURSING CENTER		4			4
DTR LABS		3	1	25%	4
PEACEHEALTH LABORATORIES		3	1	25%	4
HARBORCHASE OF VILLAGES CROSSING			4	100%	4
MINUTECLINIC DIAGNOSTIC OF TEXAS, LLC #7435		2	2	50%	4
PREMIER PEDIATRICS LLC			4	100%	4
PANCARE HEALTH YOUNGSTOWN			4	100%	4
MOBIL LAB FOR ALL INC		4			4
WE CARE - CARNIVAL CRUISELINE		4			4
STONE CLINICAL LABORATORIES OF FL LLC		4			4
MONTANA DEPARTMENT OF PUBLIC HEALTH & HUMAN SERVICES			4	100%	4
FAMILY MEDICAL CLINIC HOMESTEAD, LLC			4	100%	4
VIDANT MEDICAL CENTER			4	100%	4
NAVAL HOSPITAL CAMP PENDLETON			4	100%	4
PDL PHARMACY CORP			4	100%	4
LABQ CLINICAL DIAGNOSTICS		4			4
Kroger 124 - The Little Clinic University		3	1	25%	4
MEADOWS AT CYPRESS GARDENS, THE		3	1	25%	4
MEDEXPRESS URGENT CARE - WESTFIELD, E MAIN ST		3	1	25%	4
LOUISIANA DEPT. OF HEALTH AND HOSPITALS-INFECTIOUS DISEASE EPI SECTION			4	100%	4
MINUTECLINIC DIAG OF IND, LLC #6472		4			4
MOUNT SINAI AVENTURA DIAGNOSTIC CENTER			4	100%	4
BARRANCO CLINIC PA, THE	1	3			4
SACRED HEART HEALTH SYSTEMS INC			4	100%	4
Sears Coastal Nursing and Rehab		4			4
CVS MINUTE CLINIC		1	3	75%	4
CVS AZ33POCT TEMPE		4			4
BETHPAGE MEDICAL PLLC		4			4
TMH REHABILITATION CENTER		4			4
EXTENDICARE HEALTH & REHAB CENTER		4			4
LAKESIDE HOSPITAL BELLE GLADE			4	100%	4
CVS NV8784POCT LAS VEGAS		3	1	25%	4
FCHC (OB)-DARWIN SQUARE CTR.			4	100%	4
Kroger 895 - The Little Clinic Green Hills		4			4
John L. McClellan Memorial Veterans Hospital		4			4

# COVID-19: testing by laboratory

Data through May 5, 2021 verified as of May 6, 2021 at 09:25 AM

Data in this report are provisional and subject to change.

The numbers in the table below represent the number of Florida and non-Florida residents for whom test results were received by the Department of Health. A person can be tested by more than one laboratory and can have both positive and negative results. **Therefore, the sum of the numbers in each column will be larger than the total number of people tested.**

Reporting lab	Inconclusive	Negative	Positive	Percent positive	Total
NDX-CORE LAB			4	100%	4
SIGNATURE CARE MONTROSE		2	2	50%	4
SHARP MEMORIAL HOSPITAL MICROBIOLOGY DEPT			4	100%	4
RAJ K PAI MD PA			4	100%	4
BAYSTATE MEDICAL CENTER		2	2	50%	4
MINUTECLINIC DIAGNOSTIC OF OHIO #6192		4			4
PLAINVIEW PRIMARY CARE		4			4
THE OASIS ALF		4			4
NEMOURS CHILDREN'S CLINIC			4	100%	4
MEDEXPRESS URGENT CARE CHICOPEE		3	1	25%	4
MEDEXPRESS URGENT CARE - FORT SMITH		4			4
INDUSTRY LAB DIAGNOSTIC PARTNERS			4	100%	4
PROMPT CARE OF CENTRAL FLORIDA LLC		1	3	75%	4
CAPITAL HEALTH LABORATORY INC			4	100%	4
ASPEN VALLEY HOSPITAL			4	100%	4
ADVENTHEALTH MEDICAL GROUP PEDIATRICS AT APOPKA		4			4
BETHESDA HOSPITAL WEST BLOOD GAS LAB			4	100%	4
MAURY REGIONAL MEDICAL CENTER		4			4
SMOKY MOUNTAIN URGENT CARE AND FAMILY MEDICINE CENTER			4	100%	4
MEDEXPRESS URGENT CARE - RUNNEMEDE		2	2	50%	4
ORLANDO REGIONAL HEALTH SERVICES		2	2	50%	4
Kroger 125 - The Little Clinic Castle Rock		3	1	25%	4
MINUTECLINIC DIAGNOSTIC OF PA LLC		4			4
MPG JACKSONVILLE ATLANTIC BLVD		1	3	75%	4
Crowne Health Care of Greenville		4			4
MEDICINE SHOPPE #1306 THE		3	1	25%	4
CVS AZ5026POCT MESA		4			4
OKLAHOMA STATE UNIVERSITY DIAGNOSTIC LAB			4	100%	4
MEDNOW URGENT CARE		3	1	25%	4
Louis Stokes Cleveland VA - Midtown Dialysis Center		4			4
FLORIDA HEALTHCARE PLAN			4	100%	4
HACKENSACK MERIDIAN URGENT CARE, PC		4			4
WELLMED AT SOUTH STUART		3	1	25%	4
ENGLE CENTER FOR HEALTH SERVICES		4			4
HALIFAX HEALTH CARE FOR WOMEN		3	1	25%	4
CVS MO5655POCT LIBERTY		1	3	75%	4
ASCENSION ST VINCENT'S MEDICAL CENTER		3	1	25%	4
KAISER PERMANENTE REGIONAL LAB		4			4
VA SALT LAKE CITY HCS		4			4
COVENIENT CARE MEDICAL CLINIC			4	100%	4
REGIONAL MEDICAL LAB			4	100%	4
CVS MA2297677CV BOSTON		4			4
HAMPTON ALF AT 24TH ROAD LLC			4	100%	4
Harbor House		4			4
CALLE OCHO DIALYSIS			4	100%	4
ELEVATION DIAGNOSTICS		4			4
WYOMING PUBLIC HEALTH LAB			4	100%	4

# COVID-19: testing by laboratory

Data through May 5, 2021 verified as of May 6, 2021 at 09:25 AM

Data in this report are provisional and subject to change.

The numbers in the table below represent the number of Florida and non-Florida residents for whom test results were received by the Department of Health. A person can be tested by more than one laboratory and can have both positive and negative results. **Therefore, the sum of the numbers in each column will be larger than the total number of people tested.**

Reporting lab	Inconclusive	Negative	Positive	Percent positive	Total
MINUTECLINIC DIAG OF IND, LLC #6483		2	2	50%	4
SOUTH FLORIDA PEDIATRIC PARTNERS			4	100%	4
NORTH OKALOOSA CLINIC CORP		1	3	75%	4
DYNACARE LABORATORIES			4	100%	4
MARSHFIELD LABORATORIES			4	100%	4
MD NOW URGENT CARE - DELRAY WEST			4	100%	4
SUMNER REGIONAL MEDICAL CENTER		3	1	25%	4
CRESTAR LABS		2	2	50%	4
TRUE HEALTH- HOFFNER		3	1	25%	4
Health Care Center of Jacksonville			4	100%	4
MC DIAGNOSTIC OF CONNECTICUT, PC #252		3	1	25%	4
WALGREENS #3811		1	3	75%	4
WOMACK ARMY MEDICAL CENTER			4	100%	4
ACHN CLINIC			4	100%	4
Orchid Cove at Naples			4	100%	4
Hunterdon Medical Center Laboratory		4			4
SONIC REFERENCE LABORATORY			4	100%	4
ManorCare Health Services Camp Hill		4			4
MINUTECLINIC DIAGNOSTIC OF NORTH CARO		4			4
NEXT BIO RESEARCH SERVICES, LLC		1	3	75%	4
BELLIN HEALTH LAB		1	3	75%	4
CVS TX5807POCT PEARLAND		4			4
BAPTIST HOSPITAL NURSING/PATIENT CARE			4	100%	4
CHILDREN'S HEALTHCARE OF ATLANTA		4			4
WOMEN'S CARE FLORIDA, LLC		4			4
TANNER MEDICAL CENTER LABORATORY		3	1	25%	4
SANFORD SOUTH UNIVERSITY		4			4
ARCPPOINT LABS OF ALTAMONTE SPRINGS		2	2	50%	4
FHCP – ORMOND BEACH			4	100%	4
CAREWELL URGENT CARE			4	100%	4
PHOEBE SUMTER MEDICAL CENTER LABORATORY		3	1	25%	4
Kroger 752 - The Little Clinic Central Station		3	1	25%	4
Overton Brooks VAMC		4			4
COVANCE CLS			4	100%	4
AIREVAC INTERNATIONAL		4			4
MAILBOX DIAGNOSTICS		2	2	50%	4
NOVANT HEALTH PRESBYTERIAN		2	2	50%	4
FLORIDA ADDICTION AND RECOVERY CENTER INC		4			4
Kroger 959 - The Little Clinic Carmel		4			4
OPTUM FLORIDA		3	1	25%	4
NHC HealthCare, Pulaski		4			4
FAMILY MEDICINE AT WATERMAN		4			4
CENTERPLACE HEALTH, INC			4	100%	4
WINDER NURSING INC DBA WINDER HEALTH CARE		4			4
HEALTHQUEST, INC		3	1	25%	4
LB Broen Home		4			4
Mill Valley Care Center		4			4



# COVID-19: testing by laboratory

Data through May 5, 2021 verified as of May 6, 2021 at 09:25 AM

Data in this report are provisional and subject to change.

The numbers in the table below represent the number of Florida and non-Florida residents for whom test results were received by the Department of Health. A person can be tested by more than one laboratory and can have both positive and negative results. **Therefore, the sum of the numbers in each column will be larger than the total number of people tested.**

Reporting lab	Inconclusive	Negative	Positive	Percent positive	Total
MINUTECLINIC, LLC #5707		4			4
HEALTH EXPRESS URGENT CARE		2	2	50%	4
HEARTLAND - CHARLESTON OF HANAHAN SC,		4			4
MEDEXPRESS URGENT CARE - EWING		4			4
CVS MN6811POCT PLYMOUTH		4			4
GERALD CHAMPION REGIONAL MEDICAL CENTE		4			4
Metro West Nursing and Rehab			4	100%	4
EAST TENNESSEE CHILDREN'S HOSPITAL		3	1	25%	4
DEPARTMENT OF HEALTH AND HUMAN SERVICES		2	2	50%	4
COVID PROCESSING SITE			4	100%	4
LAKE MARY PEDIATRICS			4	100%	4
SIMEDHEALTH, LLC		2	2	50%	4
AIRPORT CLINIC			4	100%	4
State Lab Unspecifd			4	100%	4
LIFE CARE HOME HEALTH SERVICES LLC		1	3	75%	4
ELIZABETH CITY HEALTH & REHABILITATION		4			4
DEACONESS HOSPITAL			4	100%	4
ACCESS RECOVERY SOLUTIONS LLC			4	100%	4
CARNEGIE HILL PEDIATRICS LLP		3	1	25%	4
NEULIFE NEUROLOGICAL SERVICES LLC			4	100%	4
DEPARTMENT OF HEALTH AND ENVIRONMENTAL CONTROL			4	100%	4
DR. G'S URGENT CARE			4	100%	4
CVS OH4499POCT LYNDHURST		2	2	50%	4
FLORIDA MEDICAL CENTER		1	3	75%	4
RIVER CITY MEDICAL ASSOCIATES INC			4	100%	4
CVS NC7548POCT FUQUAY VARINA		3	1	25%	4
HAMILTON MEDICAL CENTER LABORATORY		2	2	50%	4
PRIMECARE		2	2	50%	4
MEDEXPRESS URGENT CARE-ARLINGTON		3	1	25%	4
CLINICAL CARE CENTER, INC			4	100%	4
Marian Manor, Inc		4			4
SOFTCELL L-FORM LABORATORIES, LLC		1	3	75%	4
INFINITI LABS INC			4	100%	4
DERMATOLOGY SPECIALISTS OF FL - DR. JON WARD			4	100%	4
University Plaza Rehabilitation and Nursing			4	100%	4
CROSSROADS URGENT CARE PLLC		4			4
ST JOHN'S RIVERSIDE HOSPITAL		3	1	25%	4
AHC of Mckenzie		4			4
UNIVERSITY OF MIAMI HOSPITALS & CLINIC			4	100%	4
ANY LAB TEST FAST CORP		3	1	25%	4
THE DOCTOR'S OFFICE OF WEST CALDWELL		4			4
AFFINITY URGENT CARE			4	100%	4
MINUTECLINIC DIAGNOSTIC OF OHIO #5060		4			4
CVS CA9145POCT SANTEE		3	1	25%	4
LEON MEDICAL CENTERS, LLC			4	100%	4
MEDEXPRESS URGENT CARE - WEST ST PAUL, ROBERT ST S		3	1	25%	4
CVS PA4000POCT INDIANA		4			4

# COVID-19: testing by laboratory

Data through May 5, 2021 verified as of May 6, 2021 at 09:25 AM

Data in this report are provisional and subject to change.

The numbers in the table below represent the number of Florida and non-Florida residents for whom test results were received by the Department of Health. A person can be tested by more than one laboratory and can have both positive and negative results. **Therefore, the sum of the numbers in each column will be larger than the total number of people tested.**

Reporting lab	Inconclusive	Negative	Positive	Percent positive	Total
MIAMI COMMUNITY HEALTH CENTER INC		1	3	75%	4
FAMILY MEDICINE AT WINTER PARK			4	100%	4
HAVEN CUSTEAD CARE CENTER		1	3	75%	4
Kennedy University Hospital -Wash Twp L		4			4
AFC URGENT CARE GUNBARREL			4	100%	4
REMEDY URGENT CLINIC		2	2	50%	4
TAVARES VA COMMUNITY OUTPATIENT CLINIC		4			4
FLORIDA CANCER SPECIALISTS AND RESEARCH		2	2	50%	4
MINUTE CLINIC DIAGNOSTIC OF VIRGINIA, LLC #6292		3	1	25%	4
UVA HEALTH SYSTEM MEDICAL LABORATORIES			4	100%	4
URGENT CARE OF THE SMOKIES			4	100%	4
JUPITER INTERNAL MEDICINE AND ASSOCIATES			4	100%	4
HILLVIEW LABORATORY			4	100%	4
JOHNNIE RUTH CLARKE LAB			4	100%	4
ASCENDI HOME HEALTH AGENCY INC			4	100%	4
MASSENA HOSPITAL LABORATORY		4			4
PALM BEACH CANCER INSTITUTE			4	100%	4
MEDEXPRESS URGENT CARE - WEXFORD		4			4
MEDAC AT PORTERS NECK			4	100%	4
EXPRESS TESTING-ONE			4	100%	4
MOBILE URGENT CARE			4	100%	4
GILCHRIST COUNTY HEALTH DEPT			4	100%	4
BRENTWOOD SENIOR LIVING AT ST PETE			4	100%	4
ADMERA HEALTH			4	100%	4
LUVERNE HEALTH AND REHABILITATION		4			4
MEDEXPRESS URGENT CARE, LANCASTER WEST		2	2	50%	4
SIGNATURE CARE EMERGENCY CENTER		2	2	50%	4
Good Samaritan Society - Fairfield Glade		3			3
Kingston Care Center of Sylvania		3			3
UHEALTH CORAL SPRINGS			3	100%	3
CVS NC4169POCT FAYETTEVILLE		3			3
KAP MEDICAL GROUP, LLC			3	100%	3
HEALGEN SCIENTIFIC			3	100%	3
AdventHealth Care Center Orlando North			3	100%	3
CHEROKEE COUNTY HEALTH AND REHAB CENTER		3			3
CVS IN6605POCT INDIANAPOLIS		2	1	33%	3
Kroger 768 - The Little Clinic Leestown Rd		2	1	33%	3
NASON HOSPITAL			3	100%	3
24TH WEAPONS OF MASS DESTRUCTION - CIVIL SUPPORT		3			3
BAYSHORE MEDICAL CENTER LABORATORY		3			3
HAMILTON COUNTY HEALTH DEPARTMENT		3			3
LIFEGUARD AMBULANCE SERVICE LLC, TEXAS			3	100%	3
MEDEXPRESS URGENT CARE - TOTOWA		3			3
PHYSICIANS CARE INC		1	2	67%	3
CVS OH2540POCT HILLIARD		3			3
TMH PHYSICIAN PARTNERS BLOUNTSTOWN			3	100%	3
HEPATOLOGY DIAGNOSTIC LAB			3	100%	3

# COVID-19: testing by laboratory

Data through May 5, 2021 verified as of May 6, 2021 at 09:25 AM

Data in this report are provisional and subject to change.

The numbers in the table below represent the number of Florida and non-Florida residents for whom test results were received by the Department of Health. A person can be tested by more than one laboratory and can have both positive and negative results. **Therefore, the sum of the numbers in each column will be larger than the total number of people tested.**

Reporting lab	Inconclusive	Negative	Positive	Percent positive	Total
HIALEAH SHORES NURSING AND		2	1	33%	3
FLORIDA LABORATORY ANALYSIS, LLC			3	100%	3
KIDSVILLE PEDIATRICS IV PA		1	2	67%	3
PLANT CITY FAMILY CARE		3			3
PRECIDENT FLORIDA		3			3
SAN JUAN REGIONAL MEDICAL CENTER		3			3
CTRS			3	100%	3
VIRGINIA DEPARTMENT OF HEALTH DIVISION OF			3	100%	3
LAURELLWOOD NURSING CENTER		1	2	67%	3
MEDEXPRESS URGENT CARE GREENSBURG		2	1	33%	3
STRINGFELLOW MEMORIAL HOSPITAL		3			3
COMMUNITY MEDICAL CENTER			3	100%	3
NEWSTAR MEDICAL LABORATORIES		3			3
LPG PEDIATRICS AT LEHIGH ACRES		2	1	33%	3
SPRING LAKE REHABILITATION CENTER			3	100%	3
SUMMIT MEDICAL GROUP – WEST ORANGE		3			3
CVS NE8616POCT LINCOLN		1	2	67%	3
BAPTIST PRIMARY CARE, INC.		2	1	33%	3
SANIBEL MEDICAL CLINIC		1	2	67%	3
CVS IN6608POCT NEW PALESTINE		1	2	67%	3
AFFORDABLE PRIMARY CARE LLC		3			3
HELIX LW UC		1	2	67%	3
ADRIANA M CASTRO MD PA		3			3
QUEST DIAGNOSTICS INCORPORATED	1		2	67%	3
WALGREENS #11329		3			3
CVS NJ1927POCT GREEN BROOK		3			3
CVS CA9858POCT SANTA CLARITA		3			3
PIEDMONT ROCKDALE HOSPITAL		2	1	33%	3
MINUTE CLINIC DIAGNOSTIC OF KANSAS PA		3			3
NEW GEN LABS			3	100%	3
CVS AZ7263POCT PHOENIX		3			3
PENINSULA REGIONAL MED CTR LAB			3	100%	3
CVS RI326POCT NORTH SMITHFIELD		3			3
PREMIER MOBILE HEALTH SERVICES, LLC		1	2	67%	3
BAPTIST OUTPATIENT SERVICES			3	100%	3
CVS TX7156POCT RICHARDSON		3			3
CENTRAL FL INTERNAL MEDICINE ASSOCIATES LLC		3			3
Grandview Health Care Center		3			3
OHIO DEPARTMENT OF HEALTH LABORATORY		2	1	33%	3
EASTERN NEW MEXICO MEDICAL CENTER		3			3
CROSSVILLE MEDICAL GROUP		1	2	67%	3
GREENTREE MEDICAL CENTER			3	100%	3
AUSTIN PUBLIC HEALTH			3	100%	3
HELGEMO & LIOU PEDIATRICS			3	100%	3
PATHOLOGY REFERENCE LAB LLC			3	100%	3
CLEARWATER		2	1	33%	3
PRISMA HEALTH MIDLANDS			3	100%	3

# COVID-19: testing by laboratory

Data through May 5, 2021 verified as of May 6, 2021 at 09:25 AM

Data in this report are provisional and subject to change.

The numbers in the table below represent the number of Florida and non-Florida residents for whom test results were received by the Department of Health. A person can be tested by more than one laboratory and can have both positive and negative results. **Therefore, the sum of the numbers in each column will be larger than the total number of people tested.**

Reporting lab	Inconclusive	Negative	Positive	Percent positive	Total
PANCARE HEALTH - FRANKLIN CO			3	100%	3
CGH MEDICAL CENTER			3	100%	3
MANORCARE NURSING & REHABILITATION CENTER-NAPLES		3			3
MIDWAY SPECIALTY CARE RX LLC		1	2	67%	3
TEMPUS_LABS			3	100%	3
RCA LABORATORY SERVICES LLC			3	100%	3
WHOLE CHILD PEDIATRICS			3	100%	3
LEXINGTON MEDICAL CENTER		1	2	67%	3
THE MEDICAL CENTER			3	100%	3
FREDERICK MEMORIAL HOSPITAL			3	100%	3
WAL-MART STORES EAST LP		2	1	33%	3
MID FLORIDA CLINICAL LABORATORY		2	1	33%	3
VICAR'S LANDING NURSING HOME		2	1	33%	3
FAMILY CARE SPECIALISTS OF ORLANDO			3	100%	3
QUALITY LABORATORY SERVICE		2	1	33%	3
CVS TX2876POCT PROSPER		3			3
COVENANT PEDIATRICS		1	2	67%	3
FLORIDA GASTROENTEROLOGY ASSOCIATES PA		3			3
MINUTECLINIC, LLC #05891		2	1	33%	3
GREATER MOBILE URGENT CARE – SPRINGHILL			3	100%	3
DELRAY BEACH HEALTH DEPT LAB			3	100%	3
DOCTORS HOSPITAL RENAISSANCE			3	100%	3
SURETOX LABORATORY LLC		2	1	33%	3
BNC Medical Investors, LLC Berrien Nursing & Rehabilitation Center		3			3
Concordia Village of Tampa			3	100%	3
Kroger 388 - The Little Clinic Braelinn Village		3			3
BAPTIST HOSPITAL OF MIAMI MCI BROWARD LABORATORY			3	100%	3
PEDIATRICS BY THE SEA JOG RD OFFICE			3	100%	3
NEBRASKA MEDICAL CENTER			3	100%	3
UNIVERSITY OF KANSAS MEDICAL CENTER			3	100%	3
SOMA MEDICAL CENTER P.A. #4			3	100%	3
CARENOW-ATASCOCITA			3	100%	3
JOHN KNOX MANOR INC II		2	1	33%	3
CONCENTRA - PLANTATION		3			3
NC STATE LABORATORY OF PUBLIC HEALTH		3			3
MEDEXPRESS URGENT CARE-CLOQUET		3			3
WINDERMERE PEDIATRICS			3	100%	3
CEDAR CREST HEALTH CENTER		3			3
ADVENTHEALTH MEDICAL GROUP ADULT AND SENIOR HEALTH			3	100%	3
CVS PHARMACY INC DBA CVS/PHARMACY #10908		3			3
LAHEY CLINIC MEDICAL CENTER			3	100%	3
SKIPPACK MEDICAL LAB			3	100%	3
UK HEALTHCARE			3	100%	3
GARCIA MORALES NELSON			3	100%	3
Kroger 758 - The Little Clinic Providence		3			3
NEXTCARE WYOMING LLC			3	100%	3
BOND & STEELE CLINIC, PA			3	100%	3

# COVID-19: testing by laboratory

Data through May 5, 2021 verified as of May 6, 2021 at 09:25 AM

Data in this report are provisional and subject to change.

The numbers in the table below represent the number of Florida and non-Florida residents for whom test results were received by the Department of Health. A person can be tested by more than one laboratory and can have both positive and negative results. **Therefore, the sum of the numbers in each column will be larger than the total number of people tested.**

Reporting lab	Inconclusive	Negative	Positive	Percent positive	Total
RINGLING HEALTH CENTER		2	1	33%	3
Village on the Green			3	100%	3
ANN STORCK CENTER INC		3			3
Magnolia Health and Rehab Center			3	100%	3
MEDEXPRESS URGENT CARE, HERMITAGE		1	2	67%	3
CVS IL3163POCT OAK PARK		3			3
NASSAU COUNTY HEALTH DEPARTMENT		3			3
QUEST DIAGNOSTICS CLINICAL LABORATORIES INC		2	1	33%	3
CVS TX7675POCT RED OAK		1	2	67%	3
COASTAL PEDIATRIC CARE			3	100%	3
HEALTH FIRST MEDICAL GROUP			3	100%	3
CVS AZ1720POCT QUEEN CREEK		3			3
LIFEGUARD AMBULANCE SERVICE LLC - BAY COUNTY			3	100%	3
CLINICAL CARE ASSOCIATES, INC			3	100%	3
GEISINGER COMMUNITY MEDICAL CENTER			3	100%	3
MARRA'S PHARMACY		3			3
Huntington Health Care and Rehabilitation Center		3			3
ST CLOUD PHARMACY AND WELLNESS CENTER		2	1	33%	3
MID-FLORIDA PATHOLOGY LLC - MOBILE UNIT # 3		1	2	67%	3
ALOHA HOME CARE LLC DBA ACCENTCARE HOME HEALTH OF		3			3
SCIENTIFIC LABORATORY DIVISION			3	100%	3
DOUGLASVILLE NURSING AND REHABILITATIO		3			3
YORK HOSPITAL - LABORATORY			3	100%	3
FELICIDAD MEDICAL CENTER INC			3	100%	3
PROPATH			3	100%	3
OPTUM PRIMARY CARE - SILVER LAKES			3	100%	3
THE DOCTORS OFFICE OF BRICK, LLC		3			3
HUMC		1	2	67%	3
GENDERXPRESS/PICTURE ME PERFECT IMAGING			3	100%	3
EXETER HOSPITAL		3			3
St. Josephs Hospital		1	2	67%	3
SOUTH LAKE FAMILY HEALTH CENTER			3	100%	3
FLAGLER FAMILY MEDICINE PA			3	100%	3
EAST NAPLES PEDIATRICS			3	100%	3
TAYLOR MANOR		1	2	67%	3
OCEAN PEDIATRIC CARE			3	100%	3
CVS NJ2508POCT MANALAPAN		3			3
THE OASIS BEACHSIDE		3			3
SERENADES BY SONATA		1	2	67%	3
BASCOM PALMER EYE INSTITUTE			3	100%	3
NEMOURS CHILDREN'S URGENT CARE LAKE NONA			3	100%	3
MURFREESBORO MEDICAL CLINIC		3			3
NORTH CAROLINA DEPT OF HEALTH & HUMAN SRVCS STATE LAB OF PUBLIC HEALTH			3	100%	3
CARESPOT-WELLINGTON			3	100%	3
BROOME COUNTY HEALTH DEPARTMENT		2	1	33%	3
RIGHT AT HOME			3	100%	3
MEDIC INFUSION PA		3			3



# COVID-19: testing by laboratory

Data through May 5, 2021 verified as of May 6, 2021 at 09:25 AM

Data in this report are provisional and subject to change.

The numbers in the table below represent the number of Florida and non-Florida residents for whom test results were received by the Department of Health. A person can be tested by more than one laboratory and can have both positive and negative results. **Therefore, the sum of the numbers in each column will be larger than the total number of people tested.**

Reporting lab	Inconclusive	Negative	Positive	Percent positive	Total
CVS MN663POCT APPLE VALLEY		2	1	33%	3
CORNERSTONE MEDICAL CARE OF BRANDON		2	1	33%	3
CVS IL8753POCT CHICAGO		3			3
RENE F CEDENO DMD PA		3			3
WOODMARK AT UPTOWN ASSISTED LIVING		3			3
ROYAL PALM RETIREMENT CENTRE		3			3
INTERCOASTAL FAMILY PRATICE		1	2	67%	3
NORTHWEST FLORIDA CLINICAL LAB		1	2	67%	3
CVS MA1006POCT BROCKTON		3			3
NORTHCREST MEDICAL CENTER		1	2	67%	3
INSPIRED LIVING AT SARASOTA			3	100%	3
PALM BEACH DIGESTIVE ASSOCIATES			3	100%	3
HOLY CITY MED URGENT CARE			3	100%	3
EVERGREEN WOODS HEALTH & REHAB CENTER		2	1	33%	3
BROOKDALE ALTAMONTE SPRINGS			3	100%	3
BROOKDALE OAKBRIDGE		1	2	67%	3
CAPTIAL REGIONAL MEDICAL CENTER			3	100%	3
WEILL CORNELL MEDICAL ASSOCIATES - EAST SIDE		3			3
CVS SC5471POCT LEXINGTON		2	1	33%	3
NORTHERN LIGHT LABORATORY		1	2	67%	3
AFC URGENT CARE CLEVELAND			3	100%	3
UNIVERSITY HEALTH SERVICES RIVER CAMPUS		2	1	33%	3
Greystone Health Care Center		3			3
CVS AZ7075POCT CHANDLER		3			3
The Good Shepherd		3			3
MEDEXPRESS-HOUSTON EAST FWY		1	2	67%	3
CVS MA1945POCT HANOVER		3			3
Medilodge of Monroe		3			3
PROHEALTH PRIMARY CARE - GLEN OAKS		3			3
BOONES CREEK URGENT CARE		1	2	67%	3
ALABAMA DEPT PUBLIC HEALTH			3	100%	3
CELEBRATION PRIMARY CARE ASSOCIATES LLC		3			3
F W HUSTON MEDICAL CENTER SENIOR LIVIN		3			3
LRHS Florida Poly Tech		3			3
LOCH HAVEN PEDIATRICS			3	100%	3
CLINICA HISPANIA			3	100%	3
MEDEXPRESS URGENT CARE - RICHMOND, W BROAD ST		3			3
MAYO		1	2	67%	3
JOJAN PHARMA INC		3			3
WEST COCOA PHARMACY			3	100%	3
ATLANTIS OUTPATIENT CENTER		3			3
MISSISSIPPI CARE CENTER OF DEKALB LLC		3			3
ERIE COUNTY PUBLIC HEALTH CLINICAL		3			3
FRESENIUS KIDNEY CARE			3	100%	3
MEMORIAL HERMANN CONSOLIDATED LABORATORY SERVICES			3	100%	3
MEDICAL CITY DALLAS HOSPITAL			3	100%	3
GONZALEZ MD AND ASWAD MD HEALTH SERVICES			3	100%	3

# COVID-19: testing by laboratory

Data through May 5, 2021 verified as of May 6, 2021 at 09:25 AM

Data in this report are provisional and subject to change.

The numbers in the table below represent the number of Florida and non-Florida residents for whom test results were received by the Department of Health. A person can be tested by more than one laboratory and can have both positive and negative results. **Therefore, the sum of the numbers in each column will be larger than the total number of people tested.**

Reporting lab	Inconclusive	Negative	Positive	Percent positive	Total
MEDEXPRESS - WILMINGTON KIRKWOOD HIGHWAY		2	1	33%	3
UNITY HEALTH AND REHABILITATION CENTER			3	100%	3
UNIVERSITY URGENT CARE			3	100%	3
EASTMAN HEALTHCARE & REHAB		3			3
ADVENTHEALTH WATERMAN COMMUNITY CLINIC			3	100%	3
CENTRAL DUPAGE HOSPITAL			3	100%	3
Sky View Rehabilitation and Health Care Center		3			3
Florida Baptist Retirement Center		1	2	67%	3
US SPECIALTY LABS			3	100%	3
FULGENT GENETICS HOUSTON		3			3
Fort Gaines Health and Rehab		3			3
MEDEXPRESS URGENT CARE - JEANNETTE		3			3
Kroger 448 - The Little Clinic Mason		3			3
MEDEXPRESS URGENT CARE - WHEELING		2	1	33%	3
GULF COAST IMMEDIATE CARE CENTER		1	2	67%	3
MCGUFFEY HEALTH CARE CENTER INC		3			3
CVS NM7242POCT ALBUQUERQUE		3			3
LEE MEMORIAL HOSPITAL BLOOD GAS LAB			3	100%	3
ONE MEDICAL GROUP		1	2	67%	3
Walgreens #5984		3			3
NASSAU COUNTY HEALTH DEPARTMENT-FERNANDINA BEACH C		3			3
AZALEALAND NURSING HOME		3			3
BEEBE MEDICAL CENTER LABORATORY		3			3
Glenview Terrace Nursing Center		3			3
Kroger 522 - The Little Clinic Gahanna		2	1	33%	3
COL CROSSROAD		1	2	67%	3
TIEHH BIOTERRORISM RESPONSE LAB			3	100%	3
SISD EMPLOYEE HEALTH CLINIC			3	100%	3
CORNERSTONE DRUG AND GIFT INC		3			3
SSM HEALTH ST LOUIS MICROBIOLOGY LABORATORY		1	2	67%	3
EAST CORE LAB			3	100%	3
ROANE MEDICAL CENTER		2	1	33%	3
MINUTECLINIC DIAGNOSTIC OF NEW MEXICO LLC #7552		3			3
THOMAS LANGLEY			3	100%	3
MEDRITE MEDICAL CARE PC		3			3
SOUTHEAST GEORGIA HEALTH SYSTEM BRUNS		3			3
CVS OH5457POCT POWELL		3			3
MT CARMEL PHARMACY INC		3			3
PENSACOLA MEDICAL CLINIC LLC			3	100%	3
PEDIATRICS AND ADOLESCENT MEDICINE		2	1	33%	3
PUBLIC HEALTH TRUST OF MIAMI DADE COUNTY			3	100%	3
WELLSTAR URGENT CARE SHALLOWFORD		1	2	67%	3
WEST TN HEALTH MED NORTH		3			3
HEALTH EXPRESS		3			3
CVS MA137POCT QUINCY		3			3
Hackensack Univ Medical Center At Pasc		2	1	33%	3
HOCHBERG LOWER SCHOOL		3			3

# COVID-19: testing by laboratory

Data through May 5, 2021 verified as of May 6, 2021 at 09:25 AM

Data in this report are provisional and subject to change.

The numbers in the table below represent the number of Florida and non-Florida residents for whom test results were received by the Department of Health. A person can be tested by more than one laboratory and can have both positive and negative results. **Therefore, the sum of the numbers in each column will be larger than the total number of people tested.**

Reporting lab	Inconclusive	Negative	Positive	Percent positive	Total
LIFE CARE CENTER OF SKAGIT VALLEY		3			3
SEMINOLE FAMILY HEALTH CENTER		3			3
OCEAN MEDICAL CENTER		2	1	33%	3
CVS PA7132POCT THORNDALE		3			3
Domiciliary Rehab & Residential Treatment Program		3			3
PINELLAS CHD - CLEARWATER		2	1	33%	3
BLACKWATER RIVER			3	100%	3
MARYWOOD NURSING CARE CENTER		3			3
Lebanon VAMC		2	1	33%	3
WINDSOR AT OCALA		2	1	33%	3
OLYMPUS HEALTH AND PERFORMANCE			3	100%	3
BROADWAY HEALTH FLORIDA MEDICAL CLINIC URGENT CARE			3	100%	3
MERCY HEALTH			3	100%	3
Providence VAMC		3			3
ORMOND BEACH URGENT CARE			3	100%	3
Kroger 093 - The Little Clinic Stapleton		2	1	33%	3
EDITH NOURSE ROGERS MEMORIAL VAMC		3			3
WOMENS CARE FLORIDA LLC-LABORATORY		3			3
TIFTON CARECONNECT URGENT CARE			3	100%	3
MARTIN MEDICAL CENTER INC		1	2	67%	3
Kroger 592 - The Little Clinic Alexander Plaza		2	1	33%	3
WALGREENS NO 19542		3			3
AUGUSTA UNIVERISTY MEDICAL CENTER			3	100%	3
INSPIRA MEDICAL CENTER VINELAND LAB		2	1	33%	3
MED + URGENT MEDICAL CARE SERVICES		3			3
Kroger 635 - The Little Clinic Dacula		3			3
CVS M05727POCT PLATTE CITY		3			3
GINKGO-IXLAYER		3			3
CVS IL2788POCT BUFFALO GROVE		3			3
EMERALD TRACE		3			3
CVS PA2296POCT MACUNGIE		3			3
MARYLAND STATE DEPT OF HEALTH	2		1	33%	3
RICHMOND CITY DEPARTMENT OF PUBLIC HEALTH			3	100%	3
VIRTUA MEMORIAL HOSPITAL BURLINGTON COUNTY		1	2	67%	3
ACCESS HEALTH CARE		2	1	33%	3
CURATIVE TEXAS			3	100%	3
PHYSICIANS MEDICAL CENTER		3			3
CANOPY AT HARPER LAKE, THE			3	100%	3
CVS CA9485POCT MISSION VIEJO		3			3
MEMORIAL HOSPITAL OF TAMPA			3	100%	3
JS HEALTHCARE		2	1	33%	3
PRIMARY CARE CENTER OF LAKE CITY, THE			3	100%	3
NEMOURS CHILDRENS PRIMARY CARE MAITLAND			3	100%	3
Maryfield Inc. dba Pennybyrn		3			3
NORTHSIDE FAMILY MEDICINE AND URGENT CARE (HOLLY SPRINGS)		3			3
CVS MA654POCT ACTON		3			3
THE CENTER FOR DISCOVERY		3			3

# COVID-19: testing by laboratory

Data through May 5, 2021 verified as of May 6, 2021 at 09:25 AM

Data in this report are provisional and subject to change.

The numbers in the table below represent the number of Florida and non-Florida residents for whom test results were received by the Department of Health. A person can be tested by more than one laboratory and can have both positive and negative results. **Therefore, the sum of the numbers in each column will be larger than the total number of people tested.**

Reporting lab	Inconclusive	Negative	Positive	Percent positive	Total
Kings County Hospital Center			3	100%	3
INTERNAL MEDICINE & PEDIATRICS WELLNESS CENTER			3	100%	3
WALGREENS #07502		3			3
SOFTLAB			3	100%	3
TARRANT COUNTY PUBLIC HEALTH		3			3
THE PATHOLOGY LABORATORY		1	2	67%	3
EXPEDIAN URGENT CARE			3	100%	3
NOVA SOUTHEASTERN UNIVERSITY		2	1	33%	3
BAPTIST PRIMARY CARE FERNANDINA BEACH			3	100%	3
ADVANCED PEDIATRICS			3	100%	3
NORTHSIDE HOSPITAL D/B/A ARTHRITIS		3			3
Granville Center	1	2			3
DELTONA VA CBOC		3			3
MEDEXPRESS URGENT CARE - LAWRENCE		3			3
OPP HEALTH AND REHABILITATION		3			3
Home Health Care Clinic		2	1	33%	3
STARLING AT SAN JOSE			3	100%	3
CROWNE HEALTH CARE OF FORT PAYNE		2	1	33%	3
CVS CA8861POCT BUENA PARK		3			3
ESCO DRUG CO INC		3			3
ESTERO FIRE RESCUE		3			3
OPENTRONS PRL		2	1	33%	3
Cleveland Clinic Weston			3	100%	3
CVS AZ7841POCT TUCSON		3			3
MEDEXPRESS URGENT CARE-BLOOMFIELD AVEN		2	1	33%	3
MEDEXPRESS URGENT CARE - HADLEY		3			3
NEW YORK STATE DEPARTMENT OF HEALTH		1	2	67%	3
MEDEXPRESS URGENT CARE - ROCKAWAY		3			3
NHC DICKSON		3			3
ALLEGHENY GENERAL HOSPITAL			3	100%	3
FAMILY FIRST PEDIATRICS			3	100%	3
SOLERA SPECIALTY PHARMACY LLC		2	1	33%	3
CVS MO8555POCT KANSAS CITY		3			3
MEDEXPRESS URGENT CARE-VINLAND SOUTH		2	1	33%	3
JACKSONVILLE VA OPC			3	100%	3
EVENING PEDIATRICS INC		1	2	67%	3
MINUTECLINIC, LLC #05814		3			3
CHILDREN'S HEALTHCARE OF ATLANTA AT EG		3			3
CVS NC3514POCT STANLEY		3			3
CABELL HUNTINGTON HOSPITAL CLINICAL LAB			3	100%	3
LEGACY LABORATORY SERVICES			3	100%	3
LINCOLN MEDICAL CENTER		3			3
NEMOURS CHILDREN'S PRIMARY CARE, LONGWOOD			3	100%	3
ALLIED PHYSICIANS GROUP PLLC		3			3
CVS TX19POCT SPRING		3			3
HOUSTON METHODIST HOSPITAL			3	100%	3
VA OUTPATIENT CLINIC-NEW PORT RICHEY			3	100%	3

# COVID-19: testing by laboratory

Data through May 5, 2021 verified as of May 6, 2021 at 09:25 AM

Data in this report are provisional and subject to change.

The numbers in the table below represent the number of Florida and non-Florida residents for whom test results were received by the Department of Health. A person can be tested by more than one laboratory and can have both positive and negative results. **Therefore, the sum of the numbers in each column will be larger than the total number of people tested.**

Reporting lab	Inconclusive	Negative	Positive	Percent positive	Total
MUNSON MEDICAL CENTER			3	100%	3
ADVENTHEALTH IMAGING LAKE NONA		1	2	67%	3
CARECENTER PHARMACY, LLC		3			3
CVS SC2497POCT LEXINGTON		3			3
FLORIDA MENTOR-POINT WEST CLUSTER		3			3
MEDEXPRESS URGENT CARE - CEDAR KNOLLS		3			3
PARKLAND HEALTH & HOSPITAL			3	100%	3
MEDEXPRESS URGENT CARE-CHIPPEWA		2	1	33%	3
HAWAII DEPARTMENT OF HEALTH			3	100%	3
EMERALD PARK OF HOLLYWOOD			3	100%	3
SENTARA NORFOLK GENERAL HOSPITAL CENTRAL LAB			3	100%	3
BROOKDALE LAKE MARY			3	100%	3
CVS IL8744POCT BROOKFIELD		3			3
HARDEN DIALYSIS		1	2	67%	3
SUN TERRACE HEALTH CARE CENTER			3	100%	3
IOWA DEPARTMENT OF PUBLIC HEALTH			3	100%	3
CVS TN7144POCT BARTLETT		3			3
CVS MO10151POCT SPRINGFIELD		2	1	33%	3
HOUSTON MEDICAL CENTER			3	100%	3
UC CORAL GABLES		1	2	67%	3
FLORIDA MEDICAL ASSOCIATES		3			3
ADVENT HEALTH MEDICAL GROUP FAMILY MEDICINE			3	100%	3
BETHESDA HOSPITAL EAST BLOOD GAS LAB			3	100%	3
BROOKDALE SENIOR LIVING			3	100%	3
MARLBORO URGENT CARE		3			3
TRUE HEALTH – LAKE UNDERHILL		3			3
PRIMARY & URGENT CARE CENTERS			3	100%	3
BE WELL PHARMACY		3			3
CVS MA1179POCT HUDSON		2	1	33%	3
YATES COUNTY PUBLIC HEALTH		3			3
AFC URGENT CARE/FARRAGUT			3	100%	3
Kroger 627 - The Little Clinic Castleberry		2	1	33%	3
BRADENTON PHYSICIAN MEDICAL CENTER			3	100%	3
MEDEXPRESS URGENT CARE - TOPEKA, SW WANAMAKER RD		3			3
NORTHWELL HEALTH			3	100%	3
CVS NH1004POCT SALEM		2	1	33%	3
LEGACY ER & URGENT CARE - FRISCO WEST			3	100%	3
GROVES CENTER			3	100%	3
Biopharmaceutics Laboratory Section		3			3
MEDICAL CENTER OF CENTRAL GEORGIA			3	100%	3
CATSKILL REGIONAL MEDICAL CENTER		3			3
SOUTHCARE PHARMACY INC		1	2	67%	3
GRASSY SPRAIN PHARMACY INC		3			3
CVS KS676POCT LAWRENCE		2	1	33%	3
SOUTHERN SURGICAL ARTS		3			3
INTERNAL MEDICINE AND WOUND CARE SPECIALIST LLC		3			3
LUCID LABORATORY SERVICES		3			3



# COVID-19: testing by laboratory

Data through May 5, 2021 verified as of May 6, 2021 at 09:25 AM

Data in this report are provisional and subject to change.

The numbers in the table below represent the number of Florida and non-Florida residents for whom test results were received by the Department of Health. A person can be tested by more than one laboratory and can have both positive and negative results. **Therefore, the sum of the numbers in each column will be larger than the total number of people tested.**

Reporting lab	Inconclusive	Negative	Positive	Percent positive	Total
COOPER UNIVERSITY HOSPITAL LABORATORY		2	1	33%	3
ADVANCED MEDICAL RESEARCH CENTER LLC			3	100%	3
NEWCARE PRIMARY MEDICINE			3	100%	3
EMORY CRAWFORD LONG HOSPITAL			3	100%	3
VELOCITY URGENT CARE			3	100%	3
W.G. (Bill) Hefner VAMC		3			3
Westside Terrace		3			3
SHANDS AT LAKE SHORE LAB		1	2	67%	3
CVS NV2989POCT NORTH LAS VEGAS		2	1	33%	3
ADVANCE FAMILY PRACTICE LLC□			3	100%	3
Broadview Multi-Care Center		3			3
MINUTECLINIC #1773		3			3
ST. PETERSBURG PEDIATRICS- 38TH AVENUE			3	100%	3
ACCOMPLISHED HOME CARE		3			3
OMNI HEALTHCARE INC		1	2	67%	3
FOUR WINDS BEHAVIORAL HEALTH		3			3
PREMIER CLINICAL RESEARCH INSTITUTE INC			3	100%	3
ISLAND NURSING HOME		2	1	33%	3
PALM COAST DIALYSIS		2	1	33%	3
Maple Lawn MCF		3			3
MEDFUSION		2	1	33%	3
WALGREENS #05477		3			3
CVS CT288POCT BRISTOL		2	1	33%	3
MED FUSION			3	100%	3
CLARA MAASS TRANSITIONAL CARE UNIT		3			3
LITTLE SPURS PEDIATRIC URGENT CARE		1	2	67%	3
UHEALTH JACKSON URGENT CARE - CUTLER BAY		1	2	67%	3
VELOCITY CARE			3	100%	3
ORCHID COVE DAYTONA			3	100%	3
COASTAL SKIN SURGERY AND DERMATOLOGY PL		3			3
Michael J Crescenzo VA Outpatient Dialysis Center		3			3
HOMELAND CENTER		3			3
SUPER HEALTH PHARMACY LLC		3			3
AVALON MEDICAL GROUP		1	2	67%	3
ADVENTHEALTH MEDICAL GROUP OBSTETRICS			3	100%	3
CVS PA7611POCT ALLISON PARK		3			3
MEDICAL SERVICES OF AMERICA HOME HEALTH		3			3
PREMIER FAMILY AND SPORTS MEDICINE		2	1	33%	3
NORTH BROWARD HOSPITAL DISTRICT HEALTHCARE FOR THE HOMELESS			3	100%	3
Bainbridge Health and Rehab		3			3
MINUTECLINIC DIAG OF IND, LLC #5369		2	1	33%	3
NEMOURS CHILDRENS PRIMARY CARE HORIZON WEST			3	100%	3
ALLIANCE LABS @LRMC			3	100%	3
DOCTOR 4 U CLINIC		1	2	67%	3
WALGREENS #01456		3			3
MEDEXPRESS URGENT CARE-SALINA, S 9TH ST		3			3
FIRST CARE - MIDDLESBORO			3	100%	3

# COVID-19: testing by laboratory

Data through May 5, 2021 verified as of May 6, 2021 at 09:25 AM

Data in this report are provisional and subject to change.

The numbers in the table below represent the number of Florida and non-Florida residents for whom test results were received by the Department of Health. A person can be tested by more than one laboratory and can have both positive and negative results. **Therefore, the sum of the numbers in each column will be larger than the total number of people tested.**

Reporting lab	Inconclusive	Negative	Positive	Percent positive	Total
HARBOUR'S EDGE		2	1	33%	3
NEBRASKA DEPARTMENT OF HEALTH AND HUMAN SERVICES			3	100%	3
MEDEXPRESS URGENT CARE, BELLE VERNON		3			3
IP BOISE 1		2	1	33%	3
GYN PATH SERVICES			3	100%	3
PIEDMONT MOUNTAINSIDE HOSPITAL LAB - E		3			3
DIGNITY HEALING LLC			3	100%	3
ALCALA PHARMACEUTICALS			3	100%	3
ADVENTHEALTH SEBRING- INFECTION CONTROL DEPARTMENT			3	100%	3
NATHAN LITTAUER HOSPITAL LAB		3			3
UNIVERSITY OF MARYLAND MEDICAL CENTER			3	100%	3
CCRX OF NORTH CAROLINA, LLC		2	1	33%	3
LEGACY ER AND URGENT CARE			3	100%	3
ST. LUKE'S HOSPITAL - BETHLEHEM CAMPUS		1	2	67%	3
TAMPA		1	2	67%	3
NORTH NAPLES HOSPITAL RESPIRATORY THERAPY DEPARTMENT			3	100%	3
MINUTECLINIC DIAGNOSTIC, PA		3			3
LEE CONVENIENT CARE AT SUMMERLIN			3	100%	3
CERTIVIA LABORATORIES			3	100%	3
GRIFOLS IH CENTER AND CLINICAL LABORATORY			3	100%	3
BAPTIST HEALTH SURGERY CENTER AT NORTHPOINT			3	100%	3
HEALTH SENTRY			3	100%	3
LAB PLUS, LLC AT ASCENSION SAINT THOMA		3			3
C19 LABS			3	100%	3
SPARROW CENTRAL LAB			3	100%	3
BICKERTON, DAWN		3			3
2412 LEBANON PIKE		2	1	33%	3
HARRINGTON PARK HEALTH AND REHAB		3			3
NORTH DAKOTA DEPT OF HEALTH MICROBIOLOGY		1	2	67%	3
WYOMING DEPT OF HEALTH			3	100%	3
ONslow MEMORIAL HOSPITAL LABORATORY		3			3
HEALTH AND WELLNESS URGENT CARE LLC			3	100%	3
WELLSTAR PAULDING HOSPITAL		3			3
PINELLAS PARK HEALTH CENTER - PINELLAS CHD		1	2	67%	3
CVS NC2749POCT CONCORD		3			3
MEDEXPRESS URGENT CARE - HACKETTSTOWN		2	1	33%	3
VIRGINIA DIVISION OF CONSOLIDATED LABORATORIES			3	100%	3
LEESBURG COMMUNITY HEALTH CENTERS			3	100%	3
APEX CLINICAL LABORATORIES INC		3			3
320 S TRANSIT ST		3			3
HOPE HEALTH CARE, LLC		3			3
MONTANA PUBLIC HEALTH LAB			3	100%	3
SOUTHEASTERN IMMEDIATE CARE- MILLEDGEVILLE GA			3	100%	3
CVS OH6167POCT ASHLAND		3			3
OHIO HEALTH DOCTORS HOSPITAL			3	100%	3
ACCESS 365 URGENT CARE LLC		1	2	67%	3
RAPID CITY RUGENT CARE			3	100%	3

# COVID-19: testing by laboratory

Data through May 5, 2021 verified as of May 6, 2021 at 09:25 AM

Data in this report are provisional and subject to change.

The numbers in the table below represent the number of Florida and non-Florida residents for whom test results were received by the Department of Health. A person can be tested by more than one laboratory and can have both positive and negative results. **Therefore, the sum of the numbers in each column will be larger than the total number of people tested.**

Reporting lab	Inconclusive	Negative	Positive	Percent positive	Total
CVS IL2798POCT CHICAGO		1	2	67%	3
CRISP REGIONAL HOSPITAL		3			3
SIGNATURE CARE PFLUGERVILLE			3	100%	3
MEDEXPRESS URGENT CARE, EDWARDSVILLE		3			3
ADVICE FOR OPTIMAL WELLNESS, INC			3	100%	3
FAST PACE URGENT CARE			3	100%	3
SCHIFF CENTER FOR LIVER DISEASES		1	2	67%	3
MEMORIAL HERMANN			3	100%	3
VA West Los Angeles Medical Center		3			3
Northport VAMC		3			3
CUMBERLAND MEDICAL CENTER INC		3			3
CAMPAZZI CONCIERGE MEDICAL SERVICES		2	1	33%	3
CVS OH4359POCT HUDSON		3			3
SAMARITAN PACIFIC COMMUNITIES HOSPITAL		2	1	33%	3
RIVERSIDE METHODIST HOSPITAL LAB			3	100%	3
MEDEXPRESS URGENT CARE-WILKINS TOWNSHIP, WILLIAM PENN HIGHWAY		3			3
TERRACE OF ST CLOUD, THE		2	1	33%	3
COMMUNICABLE DISEASE CONTROL/PUBLIC HEALTH EMERGENCY PREPAREDNESS			3	100%	3
TUFTS MEDICAL CENTER			3	100%	3
CDK LIBERTY ENTERPRISES, LLC		3			3
HARBORCHASE OF STUART			3	100%	3
CVS PA371POCT PHILADELPHIA		3			3
AVANTE INVERNESS		1	2	67%	3
CENTURY LINK SPORTS COMPLEX			3	100%	3
ACL LABORATORIES INDUSTRIAL TOXICOLOGY			3	100%	3
MEDSTAR URGENT CARE, LLC			3	100%	3
ACCESS LABORATORIES LLC			3	100%	3
B2 URGENT CARE		1	2	67%	3
TRISTAR WELLNESS, LLC		3			3
Kroger 571 - The Little Clinic Hendersonville		1	2	67%	3
SOUTH COUNTY MENTAL HEALTH CENTER INC			3	100%	3
CORTLAND COUNTY HEALTH DEPARTMENT		3			3
Manor Care-Kingston Court of York PA, LLC		3			3
MEDEXPRESS URGENT CARE - LINKHORNE		3			3
NORTHEAST FLORIDA INTERNAL MEDICINE PA		3			3
ADVANCED URGENT CARE CENTER OF THE UPPER KEYS		1	2	67%	3
ASANTE THREE RIVERS MEDICAL CENTER LAB		3			3
NORTH SHORE HOSP. INFECTION CONTROL			3	100%	3
BOSTON MEDICAL CENTER			3	100%	3
Kroger 753 - The Little Clinic Goss Avenue		3			3
COOSA VALLEY HEALTHCARE CENTER LLC		3			3
VA Ann Arbor HCS		2	1	33%	3
SCRIPPS CLINIC MEDICAL			3	100%	3
ASPIRUS WAUSAU HOSPITAL			3	100%	3
Gracemore Nursing and Rehab		3			3
BOLING, STEPHANIE		3			3
NATIONAL JEWISH HEALTH			3	100%	3

# COVID-19: testing by laboratory

Data through May 5, 2021 verified as of May 6, 2021 at 09:25 AM

Data in this report are provisional and subject to change.

The numbers in the table below represent the number of Florida and non-Florida residents for whom test results were received by the Department of Health. A person can be tested by more than one laboratory and can have both positive and negative results. **Therefore, the sum of the numbers in each column will be larger than the total number of people tested.**

Reporting lab	Inconclusive	Negative	Positive	Percent positive	Total
KISSIMMEE URGENT CARE		3			3
Medilodge of Montrose		3			3
HARBORCHASE OF GAINESVILLE			3	100%	3
BARONESS ERLANGER HOSPITAL		3			3
MINUTECLINIC DIAGNOSTIC MEDICAL		3			3
RRMC CREEKSIDE LAB		3			3
ORLANDO AIRPORT DIALYSIS		3			3
CARE ATC ARLINGTON CENTRAL PARK		3			3
MINUTECLINIC DIAGNOSTIC OF WISCONSIN,		3			3
PEDIATRICS IN NORTH FLORIDA PA			3	100%	3
CVS CA8872POCT ALISO VIEJO		3			3
FAMILY TREE MEDICAL GROUP PA		2	1	33%	3
MEDICAL CENTER OF THE ROCKIES			3	100%	3
PARRISH MEDICAL CENTER-WAIVED TESTING		3			3
CORMEUM LAB SERVICES, LLC			3	100%	3
URGENT DOC - URGENT CARE CLINIC			3	100%	3
Kroger 387 - The Little Clinic Hubbards Lane		3			3
LIVINGSTON COUNTY DEPT OF HEALTH REPRO			3	100%	3
CAREHERE LLC			3	100%	3
EFFINGHAM HOSP, INC, DBA EFFINGHAM HEALTH		3			3
TAMPA INTERNATIONAL AIRPORT			3	100%	3
MEMORIAL HEALTH UNIVERSITY MEDICAL CENTER			3	100%	3
DASCENA LAB			3	100%	3
Crowne Health Care of Mobile		3			3
MINUTECLINIC DIAGNOSTIC PA #3344		3			3
OCALA REGIONAL KIDNEY CENTER-WEST			3	100%	3
SUNDALE NURSING HOME		3			3
Schoolcraft Medical Care Facility		3			3
ST LUKES HOSPITAL			3	100%	3
MANATEE URGENT CARE LLC			3	100%	3
CVS OH2381POCT LEWIS CENTER		3			3
MYKIDZMD PEDIATRICS PLLC		3			3
EXPRESSCARE URGENT CARE CENTER			3	100%	3
SAVANNAH COVE		3			3
Englewood Health and Rehab			3	100%	3
VAULT HEALTH			2	100%	2
INSPIRIT SENIOR LIVING			2	100%	2
CVS MINUTE CLINIC #5836		2			2
PINARD HOME HEALTH SERVICES INC			2	100%	2
CVS IN6611POCT INDIANAPOLIS		1	1	50%	2
Kroger 762 - The Little Clinic Clarksville		2			2
MEDEXPRESS URGENT CARE - ROSS TOWNSHIP		2			2
NEWTON MEMORIAL HOSPITAL		2			2
OAKMONT OF UNION SC, LLC		2			2
FL DEPT OF HEALTH MARION COUNTY MOBILE HEALTH UNIT			2	100%	2
HELEN HAYES HOSPITAL LABORATORY		2			2
LP Marietta II, LLC		2			2

# COVID-19: testing by laboratory

Data through May 5, 2021 verified as of May 6, 2021 at 09:25 AM

Data in this report are provisional and subject to change.

The numbers in the table below represent the number of Florida and non-Florida residents for whom test results were received by the Department of Health. A person can be tested by more than one laboratory and can have both positive and negative results. **Therefore, the sum of the numbers in each column will be larger than the total number of people tested.**

Reporting lab	Inconclusive	Negative	Positive	Percent positive	Total
US LABS		2			2
St. Luke's Care Center		2			2
CONWAY MEDICAL CENTER			2	100%	2
Kroger 407 - The Little Clinic Lexington		1	1	50%	2
MEDEXPRESS URGENT CARE - SPRINGFIELD, COOLEY ST		2			2
TMH PHYSICIAN PARTNERS PERRY		2			2
Covington Care Nursing and Rehabilitation		2			2
EVERYBODY'S FAMILY CLINIC		2			2
POMERENE HOSPITAL			2	100%	2
OAKS AT AVON,THE		2			2
HOPE HEALTH & WELLNESS		2			2
KAISER SUNNYSIDE MEDICAL CTR LAB		2			2
GOSHEN HOSPITAL			2	100%	2
Kroger 853 - The Little Clinic East Broad Street		2			2
COOPER CLINIC			2	100%	2
VILLAGES HEALTH SYSTEM, LLC, THE			2	100%	2
BLOSSOMS ASSISTED LIVING 1 LLC			2	100%	2
Avanti Wellness and Rehab			2	100%	2
COLONIAL VILLA GOOD SAMARITAN CENTER		2			2
FHCP ASC - ORANGE CITY			2	100%	2
Glenburn Home		2			2
CARINGPLUS HOMECARE LLC		1	1	50%	2
DIGESTIVE DISEASE CARE PC		2			2
Delaware Court Healthcare Center		2			2
IN AND OUT URGENT CARE			2	100%	2
WAKULLA URGENT CARE & DIAGNOSTIC			2	100%	2
FLORIDA DEPARTMENT OF HEALTH IN LEE COUNTY		1	1	50%	2
SWEDISH COVENANT HOSPITAL			2	100%	2
CONEMAUGH MEMORIAL MEDICAL CENTER		2			2
SPRINGFIELD HOSPITAL LABORATORY			2	100%	2
DIAGNOSTIC CLINIC MEDICAL GROUP INC		2			2
CVS CA8882POCT SAN CLEMENTE		2			2
GALEN BAYLOR EXTENSION		2			2
MIDDLEBURG PEDIATRICS			2	100%	2
GOLISANO PEDIATRICS PORT CHARLOTTE HARBOR		2			2
URGENT CARE AND SURGERY CENTER			2	100%	2
ROCKWALL URGENT CARE			2	100%	2
FRASER MEMORIAL HOSPITAL		1	1	50%	2
DESERT SPRINGS HOSPITAL			2	100%	2
ST ANTHONY'S PINELLAS CARE CLINIC			2	100%	2
87TH MEDICAL GROUP - MCGUIRE AMBULATORY CARE FACILITY		2			2
CITY OF NEW YORK DEPARTMENT OF HEALTH			2	100%	2
CHRISTIAN REST HOME ASSOC		2			2
CARE NOW DENTON			2	100%	2
HCA HOUSTON ER 24/7			2	100%	2
Bethany Manor		2			2
ORLANDO HEALTH MEDICAL GROUP		1	1	50%	2



# COVID-19: testing by laboratory

Data through May 5, 2021 verified as of May 6, 2021 at 09:25 AM

Data in this report are provisional and subject to change.

The numbers in the table below represent the number of Florida and non-Florida residents for whom test results were received by the Department of Health. A person can be tested by more than one laboratory and can have both positive and negative results. **Therefore, the sum of the numbers in each column will be larger than the total number of people tested.**

Reporting lab	Inconclusive	Negative	Positive	Percent positive	Total
WARE EXPRESS CARE			2	100%	2
Walgreens #12427		1	1	50%	2
TWELVE OAKS RECOVERY CENTER			2	100%	2
Harbert Hills Academy Nursing Home		2			2
Buena Vista Care Center		2			2
DNA DIAGNOSTICS CENTER		2			2
CVS OH3306POCT AKRON		1	1	50%	2
WyndRidge Health & Rehabilitation		2			2
FIRST CHOICE MEDICAL PC			2	100%	2
HEALTH PARTNERS REGIONAL HOSPITAL			2	100%	2
Tuscola County Medical Care Community		2			2
BRADENTON DIALYSIS			2	100%	2
UHEALTH CARDIOLOGY			2	100%	2
VENETIAN GARDENS		2			2
BAYMEADOWS PRIMARY CARE		2			2
FLAGLER HOME CARE			2	100%	2
ManorCare Rehab Center of Marietta		2			2
CQUENTIA NGS, LLC			2	100%	2
MIAMI DADE MEDICAL RESEARCH INSTITUTE			2	100%	2
MEDEXPRESS URGENT CARE - ST CLAIR, CLOVER DR.		1	1	50%	2
Good Samaritan Society-Blackduck		1	1	50%	2
GARNET HEALTH DOCTORS		2			2
FLORIDA SPINE AND PAIN SPECIALISTS		2			2
RMC BROOKHOLLOW MED AESTHETICS INC		2			2
BETHESDA HOSPITAL			2	100%	2
IM&P WELLNES CENTER			2	100%	2
PHYSICIANS LABORATORY SERVICES			2	100%	2
BAYSHORE MEDICAL CENTER			2	100%	2
MADISON HOSPITAL LABORATORY			2	100%	2
Kroger 409 - The Little Clinic Hebron Marketplace		1	1	50%	2
MEDSTAR HEALTH URGENT CARE			2	100%	2
PEACE RIVER CENTER CRISIS STABILIZATION UNIT		1	1	50%	2
BAPTIST HEALTHCARE - LAKEVIEW CENTER INC		2			2
PRONTO URGENT CARE			2	100%	2
Cottage of the Shoals		2			2
SAFE PMC		2			2
Guilford Health Care Center		2			2
PHYSICIANS ASSOCIATES PA			2	100%	2
ABILITY DIAGNOSTICS LLC			2	100%	2
WASHINGTONVILLE PHARMACY INC		2			2
MEDEXPRESS URGENT CARE - LINCOLN VILLA		2			2
HENRY FORD WEST BLOOMFIELD HOSPITAL			2	100%	2
NORTH MANATEE HEALTH CARE CENTER			2	100%	2
SHEPHERD CENTER CLINICAL LABORATORY		2			2
Stillwater Healthcare		2			2
MEDEXPRESS URGENT CARE - OMAHA N 72 ST		2			2
CVS OH4327POCT PAINESVILLE		2			2

# COVID-19: testing by laboratory

Data through May 5, 2021 verified as of May 6, 2021 at 09:25 AM

Data in this report are provisional and subject to change.

The numbers in the table below represent the number of Florida and non-Florida residents for whom test results were received by the Department of Health. A person can be tested by more than one laboratory and can have both positive and negative results. **Therefore, the sum of the numbers in each column will be larger than the total number of people tested.**

Reporting lab	Inconclusive	Negative	Positive	Percent positive	Total
Pinnacle Assisted Living			2	100%	2
Kroger 647 - The Little Clinic Newnan Crossings		1	1	50%	2
FHPG SURGICAL ASSOCIATES OF EAST PASCO			2	100%	2
TULANE MEDICAL CENTER			2	100%	2
CLARKSVILLE HEALTH SYSTEM			2	100%	2
CIGNA GATEWAY			2	100%	2
PEDIATRIC HEALTH CARE		1	1	50%	2
ANNE ARUNDEL MEDICAL CENTER			2	100%	2
CVS CA9751POCT AGOURA		2			2
CENTRAL FLORIDA FAMILY HEALTH CENTER		2			2
SOWAL HEALTH & DRUG			2	100%	2
The Palms Nursing and Rehabilitation		1	1	50%	2
CHAPPEL GROUP RESEARCH, THE		2			2
WELL HEALTH LABS			2	100%	2
LAKE SUCCESS EXTENDED CARE		2			2
TMH PHYSICIAN PARTNERS MONTICELLO		1	1	50%	2
SOUTHERN BREEZE HEALTHCARE		1	1	50%	2
Chatham Nursing and Rehab Center		2			2
SIGNAL DIAGNOSTICS DBA FLOWHEALTH LABS			2	100%	2
NEW DISCOVERY BIOLOGICS, LLC		1	1	50%	2
CVS IN6559POCT AVON		2			2
SOUTH TAMPA AFTER HOURS CLINIC			2	100%	2
Southern Pines Healthcare Center		1	1	50%	2
DOCTORS CARE - AIKEN MALL			2	100%	2
CLEVELAND CLINIC IMAGING			2	100%	2
SIMPLY HEALTHCARE AND WELLNESS CLINIC, PC			2	100%	2
HEARTLAND REGIONAL MEDICAL CENTER		1	1	50%	2
UNIVERSTIY OF ILLINOIS HOSPITAL			2	100%	2
RENFREW CENTERS INC		2			2
ONslow COUNTY HEALTH DEPARTMENT			2	100%	2
Kroger 667 - The Little Clinic Litchfield Park		2			2
YOUTH AND YOU, INC		2			2
EASTERN NEW MEXICO UNIVERSITY STUDENT		2			2
VALUE DRUGS BRONXVILLE INC		2			2
MERCY CONVENIENT CARE			2	100%	2
CVS NJ2369POCT JACKSON		2			2
The Friendly Home		2			2
BAYCARE OUTREACH LAB WH SOUTH			2	100%	2
LAB CORP OF AMER SAN DIEGO			2	100%	2
CVS IN6555POCT BROWNSBURG		2			2
JEFFERSON WASHINGTON TOWNSHIP HOSPITAL		2			2
Brown Memorial Home		2			2
BLANCHARD VALLEY HOSPITAL LABORATORY			2	100%	2
Eugene J. Towbin Healthcare Center		2			2
SOUTHERN SPRINGS HEALTH CARE		2			2
COOL KIDZ PEDIATRICS			2	100%	2
CVS NC6633POCT FAYETTEVILLE		2			2

# COVID-19: testing by laboratory

Data through May 5, 2021 verified as of May 6, 2021 at 09:25 AM

Data in this report are provisional and subject to change.

The numbers in the table below represent the number of Florida and non-Florida residents for whom test results were received by the Department of Health. A person can be tested by more than one laboratory and can have both positive and negative results. **Therefore, the sum of the numbers in each column will be larger than the total number of people tested.**

Reporting lab	Inconclusive	Negative	Positive	Percent positive	Total
Good Samaritan Society Waukon		2			2
BIOHEALTH MEDICAL LAB INC			2	100%	2
MEDEXPRESS URGENT CARE - CONWAY		2			2
Waycross Health and Rehabilitation		2			2
PREVENTIVE HEALTH PARTNERS I L S C		2			2
BAYLOR SCOTT & WHITE COMPREHENSIVE WOUND			2	100%	2
FLORIDA MEDICAL CLINIC, LLC			2	100%	2
Walgreens #9890		2			2
AHC PARIS		2			2
Friendship Manor Inc.		2			2
ELMHURST MEMORIAL HOSPITAL			2	100%	2
MED-LAKE LABORATORY, LLC			2	100%	2
CVS TX3702POCT KATY		2			2
Kroger 519 - The Little Clinic Georgesville Square		2			2
DAYTON CHILDRENS HOSPITAL LAB			2	100%	2
MEDEXPRESS URGENT CARE - RUSSELLVILLE, W MAIN ST		2			2
ManorCare Health Services Peters Township		2			2
CARE ATC SUN HYDRAULICS TALLAVAST			2	100%	2
Kroger 672 - The Little Clinic Bill Kennedy & Glenwood		2			2
Holiday Retirement Home			2	100%	2
BAYCARE OUTREACH LAB			2	100%	2
MELBOURNE URGENT CARE			2	100%	2
CRUC CMCH-COVID-19		2			2
BAPTIST HEALTH MEDICAL PLAZA			2	100%	2
FAST AID URGENT CARE			2	100%	2
HUMILITY OF MARY HEALTH PARTNERS			2	100%	2
ULTIMATE KIDNEY CARE			2	100%	2
UNITY LONGPOND		2			2
Macon Valley Nursing and Rehabilitation Center		2			2
BEREA URGENT CARE			2	100%	2
ST JOSEPH'S HOSPITAL INC			2	100%	2
MINUTECLINIC DIAG OF IND, LLC #4368		2			2
LAREDO EMERGENCY ROOM			2	100%	2
HEAD 2 TOE PEDIATRICS, PLLC		1	1	50%	2
MANISTEE COUNTY MEDICAL CARE FACILITY		2			2
REELFOOT FAMILY WALK IN CLINIC - TIPT		2			2
SWIFT CREEK HEALTH CENTER AT THE TEMPL		2			2
CARTERSVILLE URGENT CARE		1	1	50%	2
CVS MA1094POCT GREENFIELD		2			2
GULF COAST REGIONAL MEDICAL CARE		2			2
UNIVERSITY MEDICAL CENTER OF SOUTHERN NEVADA (UMCSN)			2	100%	2
PTC LABORATORIES			2	100%	2
DRR JMC URGENT CARE DONALD ROSS			2	100%	2
CVS MA2125POCT NATICK		1	1	50%	2
MEDEXPRESS URGENT CARE - DERBY N ROCK		2			2
AYASS BIOSCIENCE LLC			2	100%	2
EXCUSED ABSENCE PLLC		2			2

# COVID-19: testing by laboratory

Data through May 5, 2021 verified as of May 6, 2021 at 09:25 AM

Data in this report are provisional and subject to change.

The numbers in the table below represent the number of Florida and non-Florida residents for whom test results were received by the Department of Health. A person can be tested by more than one laboratory and can have both positive and negative results. **Therefore, the sum of the numbers in each column will be larger than the total number of people tested.**

Reporting lab	Inconclusive	Negative	Positive	Percent positive	Total
INTERNAL MEDICINE ASSOCIATES-DUNELLON			2	100%	2
Edinboro Manor		2			2
ARCADIA DIALYSIS CENTER			2	100%	2
TEQUESTA FAMILY MEDICAL CENTER LLC			2	100%	2
MINUTECLINIC DIAGNOSTIC, PA #10252		2			2
PALMETTO FAMILY HEALTH CENTER			2	100%	2
TENNESSEE VALLEY HCS			2	100%	2
GOLDSTEIN			2	100%	2
STUDENT HEALTH SERVICES			2	100%	2
YOUR DOCTOR'S OFFICE		1	1	50%	2
SUMMERFIELD RETIREMENT LIVING, INC			2	100%	2
AZALEA HEALTH AND REHABILITATION		2			2
441 URGENT CARE-MULBERRY			2	100%	2
MEDEXPRESS URGENT CARE -HOWELL US HWY		2			2
WHITESANDS OUTPATIENT TREATMENT		2			2
CVS NE5863POCT OMAHA		1	1	50%	2
Robert Cranfield			2	100%	2
ADVENTHEALTH CENTRA CARE POINCIANA			2	100%	2
FLORIDA MEDICAL CLINIC CARDIOLOGY-ZH			2	100%	2
Providence of Sparta Health and Rehabilitation		2			2
MAIN STREET MEDICAL CENTERS		2			2
SCHEURER HOSPITAL		2			2
CVS TX4794POCT ARLINGTON		2			2
IN & OUT URGENT CARE METAIRIE			2	100%	2
ST VINCENT'S AMBULATORY CARE INC			2	100%	2
Beecher Manor Nursing and Rehabilitation Center		2			2
TLC MEDICAL			2	100%	2
CVS AZ7855POCT TUCSON		1	1	50%	2
CHIPLEY DIALYSIS			2	100%	2
CLEVELAND CLINIC FLORIDA LABORATORY			2	100%	2
FLORIDA MEDICAL CLINIC IM LUTz			2	100%	2
Absolut Care at Three Rivers		2			2
EXPRESS CARE OF LEESBURG			2	100%	2
FLORIDA SOUTHERN COLLEGE		1	1	50%	2
GERM BUSTERS 911 LLC			2	100%	2
SHANDS JACKSONVILLE CLINICAL CENTER		1	1	50%	2
Fox Subacute at Warrington		2			2
TWIN LAKES REHAB & HEALTHCARE		2			2
AMICUS MEDICAL CENTER LLC			2	100%	2
KEY WEST HMA PHYSICIAN MANAGEMENT, LLC			2	100%	2
Kroger 426 - The Little Clinic Suwanee		2			2
PEACE RIVER MEDICAL CENTER		2			2
INN AT LAPOSADA,THE			2	100%	2
PALM BEACH DIABETES & ENDOCRINE SPECIALISTS PA			2	100%	2
HEALTH GROUP CENTER INC			2	100%	2
VALLEY MEDICAL LABORATORY			2	100%	2
SMITH NORTHVIEW HOSPITAL LAB			2	100%	2

# COVID-19: testing by laboratory

Data through May 5, 2021 verified as of May 6, 2021 at 09:25 AM

Data in this report are provisional and subject to change.

The numbers in the table below represent the number of Florida and non-Florida residents for whom test results were received by the Department of Health. A person can be tested by more than one laboratory and can have both positive and negative results. **Therefore, the sum of the numbers in each column will be larger than the total number of people tested.**

Reporting lab	Inconclusive	Negative	Positive	Percent positive	Total
MINUTECLINIC MINUTECLINIC #4978		1	1	50%	2
FASTCARE LLC			2	100%	2
COVANCE			2	100%	2
MINUTECLINIC DIAGNOSTIC PA #7110		2			2
SUMMIT URGENT CARE PS			2	100%	2
APPLING NURSING & REHABILITATION PAVIL		2			2
MOSAIC MEDICAL CENTER MARYVILLE			2	100%	2
PUBLIC HEALTH LABORATORY	1		1	50%	2
LIFETIME FAMILY URGENT CARE			2	100%	2
ADVENTHEALTH IMAGING PARTIN SETTLEMENT			2	100%	2
SPECTRUM HEALTH			2	100%	2
HANOVER ENDOSCOPY CENTER		2			2
FLORIDA MEDICAL CENTER OF CLEARWATER		2			2
SHELBYVILLE HOSPITAL COMPANY		2			2
BOND COMMUNITY HEALTH CENTER			2	100%	2
NORTHSIDE FAMILY MEDICINE AND URGENT CARE (CUMMING)		2			2
FLORIDA SCHOOL FOR THE DEAF & BLIND			2	100%	2
FEDERAL CORRECTIONAL INSTITUTION MARIANNA			2	100%	2
MORRISTOWN MEMORIAL HOSPITAL		2			2
UNITED MEMORIAL MEDICAL CENTER			2	100%	2
Timber Ridge Health Care Center			2	100%	2
PREMIER MEDICAL CLINIC		2			2
HCR MANOR CARE SERVICES OF FLORIDA III INC		2			2
SUNSHINE PHARMACY		2			2
GULF COAST MEDICAL CENTER RESPIRATORY CARE			2	100%	2
AMERICAN MOLECULAR LABORATORIES			2	100%	2
ADVENTHEALTH EAST ORLANDO EMPLOYEE CLINIC		2			2
CVS M08581POCT BLUE SPRINGS		1	1	50%	2
JRS LABORATORY			2	100%	2
CVS AZ9273POCT TUCSON			2	100%	2
Manorcare Health Services West Reading North		2			2
CVS MA1875POCT ASHLAND		1	1	50%	2
DIVERSE MEDICAL CARE LLC			2	100%	2
AMERICAN FAMILY CARE URGENT CARE		1	1	50%	2
CPL LABS			2	100%	2
STARR COUNTY MEMORIAL HOSPITAL			2	100%	2
EXPRESS CARE OF THE SHOALS		1	1	50%	2
CHESTERFIELD HEALTHCARE GROUP, INC		2			2
POPLAR HEALTHCARE			2	100%	2
FKC AMELIA ISLAND DIALYSIS			2	100%	2
WillowBrooke Court at Westminster Village		2			2
PORTAGE MEDICAL CENTER			2	100%	2
Garden Isle Healthcare and Rehabilitation Center		2			2
Fairhaven Retirement Community		2			2
FALMOUTH HOSPITAL		1	1	50%	2
STATCARE URGENT AND WALK-IN			2	100%	2
Iron County Medical Care Facility		2			2



# COVID-19: testing by laboratory

Data through May 5, 2021 verified as of May 6, 2021 at 09:25 AM

Data in this report are provisional and subject to change.

The numbers in the table below represent the number of Florida and non-Florida residents for whom test results were received by the Department of Health. A person can be tested by more than one laboratory and can have both positive and negative results. **Therefore, the sum of the numbers in each column will be larger than the total number of people tested.**

Reporting lab	Inconclusive	Negative	Positive	Percent positive	Total
ST. VINCENT HOSPITAL			2	100%	2
GIGI WOOD DAVIS DO-FAMILY MEDICINE		2			2
CAREWELL JW - WORCESTER LNC			2	100%	2
ERGENT MED SAINT SIMONS			2	100%	2
THOMASVILLE REGIONAL MEDICAL CENTER		2			2
FLORIDA DEPARTMENT OF HEALTH IN CITRUS COUNTY		2			2
DAVENPORT PEDIATRICS CLERMONT			2	100%	2
GASTROENTEROLOGY ASSOCIATES			2	100%	2
Fairview		1	1	50%	2
CONCENTRA - PLANT CITY		2			2
NORTHWEST MEDICAL CENTER LABORATORY		2			2
UPS			2	100%	2
FIRSTCHOICE FAMILY CARE, PLLC		2			2
PEACEHEALTH CENTRAL		2			2
ALL CHILDRENS PEDIATRIC CLINIC			2	100%	2
Manor At Perrysburg		2			2
MEMORIAL HOSPITAL OF CARBONDALE			2	100%	2
CHILDREN'S MEDICAL CENTER-EAST ORLANDO			2	100%	2
MEDEXPRESS URGENT CARE - WOODBURY			2	100%	2
Warren Center for Rehabilitation and Nursing		2			2
CVS NV5942POCT LAS VEGAS		2			2
FARRIOR FACIAL PLASTIC SURGERY		2			2
CVS TX7603POCT SAGINAW		2			2
STARR CITY OF ROMA COMMUNITY CENTER			2	100%	2
ELITE MEDICAL LABORATORY SOLUTIONS LLC			2	100%	2
EASTLAKE MEDICAL CENTER		2			2
VA CBOC			2	100%	2
OUR LADY OF THE LAKE REGIONAL MEDICAL CENTER			2	100%	2
ASPIRUS RIVERVIEW HOSPITAL & CLINICS INC		1	1	50%	2
SANTA ROSA COUNTY HEALTH DEPARTMENT			2	100%	2
Kroger 096 - The Little Clinic Orchard and Holly		2			2
Beth Sholom Home of Eastern Virginia		1	1	50%	2
RAPID MD			2	100%	2
SHELL POINT HOME HEALTH			2	100%	2
KIVA AT MOUNT DORA			2	100%	2
WALKONCLINIC			2	100%	2
MAGNOLIA ADULT, LLC			2	100%	2
Virginia Gay Nursing and Rehab		2			2
Kroger 130 - The Little Clinic Colorado Springs		2			2
MEDERI CARETENDERS		1	1	50%	2
Kroger 020 - The Little Clinic Wheat Ridge		2			2
AUSTIN REGIONAL CLINIC MICROBIOLOGY LAB			2	100%	2
ABSOLUTE CAREGIVERS HOME HEALTH AGENCY INC			2	100%	2
PATIENT FIRST MEDICAL CENTER-CARYTOWN			2	100%	2
A+ URGENT/PRIMARY CARE			2	100%	2
NOSE AND SINUS INSTITUTE OF BOCA RATON		1	1	50%	2
ROYAL PALM PEDIATRICS			2	100%	2

# COVID-19: testing by laboratory

Data through May 5, 2021 verified as of May 6, 2021 at 09:25 AM

Data in this report are provisional and subject to change.

The numbers in the table below represent the number of Florida and non-Florida residents for whom test results were received by the Department of Health. A person can be tested by more than one laboratory and can have both positive and negative results. **Therefore, the sum of the numbers in each column will be larger than the total number of people tested.**

Reporting lab	Inconclusive	Negative	Positive	Percent positive	Total
SPECTRA EAST INC		1	1	50%	2
TRUE HEALTH INC			2	100%	2
RIVERVIEW MEDICAL CLINIC		2			2
FLAGLER PROFESSIONAL HEALTH CAE SERVICES INC		2			2
SOUTHEAST GEORGIA HEALTH SYSTEM			2	100%	2
FLORIDA DEPARTMENT OF HEALTH IN ESCAMBIA COUNTY		1	1	50%	2
BERGEN COUNTY SURGICAL AND ENDOSCOPY CENTER		2			2
Imboden Creek Living Center		2			2
LILY PHARMACY		2			2
REHOBOTH MCKINLEY CHRISTIAN HOSPITAL		2			2
CLINIC OF PLANT CITY, THE		2			2
EXPRESS PHARMACY INC		1	1	50%	2
Kroger 619 - The Little Clinic Hendersonville Indian Lake		2			2
ADVANCED MEDICAL OF FLORIDA			2	100%	2
LIBERTY HEALTH CENTER			2	100%	2
CVS AZ9277POCT TUCSON		2			2
PIEDMONT ATHENS REGIONAL HOSPITAL LAB			2	100%	2
TALLAHASSEE MEMORIAL HEALTHCARE FAMILY MED RESIDENCY			2	100%	2
ACCELERATED URGENT CARE		2			2
JACKSON LABORATORY OF GENOMIC MEDICINE		2			2
SUNNYSIDE MANOR		2			2
Lenawee Medical Care Facility		2			2
MINUTECLINIC DIAGNOSTICS OF OKLAHOMA		2			2
LARKIN COMMUNITY HOSPITAL PALM SPRINGS CAMPUS		1	1	50%	2
LAS PALMAS MEDICAL CENTER			2	100%	2
GOSHEN MEDICAL CENTER			2	100%	2
NEW YORK UNIVERSITY MEDICAL CENTER			2	100%	2
INTEGRATED REGIONAL LABS			2	100%	2
University Center East			2	100%	2
MILLERSVILLE UNIVERSITY HEALTH SERVICE		2			2
CAROLINAS HEALTHCARE SYSTEM LAB			2	100%	2
TRINITAS REGIONAL MEDICAL CENTER		1	1	50%	2
GILA REGIONAL MEDICAL CENTER		2			2
MEDEXPRESS URGENT CARE - SPRINGDALE, S 40TH STREET		2			2
OELWEIN HEALTH CARE CENTER		2			2
UNIVERSITY OF VERMONT MEDICAL CENTER			2	100%	2
LABTOX LABORATORIES			2	100%	2
PM PEDIATRICS OF BAYSIDE, PLLC - RIVE		2			2
MEDEXPRESS URGENT CARE - LODI		2			2
ADVENTIST HINSDALE HOSPITAL LABORATORY			2	100%	2
Highland Ave. Eye Clinic		2			2
FLORIDA DEPARTMENT OF HEALTH PINELLAS COUNTY-			2	100%	2
NEW BRIDGE MEDICAL CENTER		2			2
FLORIDA MEDICAL CLINIC RADIOLOGY DALE MABRY		2			2
INSPIRE HEALTHCARE CENTER			2	100%	2
HARTFORD HEALTH CARE & REHABILITATION			2	100%	2
UWMC MONTLAKE DEPT OF LAB MED			2	100%	2

# COVID-19: testing by laboratory

Data through May 5, 2021 verified as of May 6, 2021 at 09:25 AM

Data in this report are provisional and subject to change.

The numbers in the table below represent the number of Florida and non-Florida residents for whom test results were received by the Department of Health. A person can be tested by more than one laboratory and can have both positive and negative results. **Therefore, the sum of the numbers in each column will be larger than the total number of people tested.**

Reporting lab	Inconclusive	Negative	Positive	Percent positive	Total
ADVANCED MEDICAL CARE			2	100%	2
AEGIS MEDICAL GROUP LLC			2	100%	2
MAYO CLINIC GROUP PRACTICE LABORATORY			2	100%	2
MEMORIAL HOSPITAL OF SOUTH BEND			2	100%	2
MAWD PATHOLOGY GROUP			2	100%	2
GSM OCED Subsection			2	100%	2
ASCENSION ST VINCENT'S RIVERSIDE			2	100%	2
PUBLIX PHARMACY #1048		2			2
PULMONARY MEDICINE		2			2
CHRISTUS SPOHN HOSPITAL			2	100%	2
MEMORIAL HEALTH SYSTEM		1	1	50%	2
CVS SC7567POCT BOILING SPRINGS		1	1	50%	2
MEDEXPRESS URGENT CARE - BROOKHAVEN		2			2
PROSPECT URGENT CARE			2	100%	2
UF KANAPAHA LAB BEAKER		2			2
Bethel Lutheran Home		2			2
Arbors at Stow		2			2
CITRUS DERMATOLOGY			2	100%	2
PALMETTO BAY MEDICAL CENTER		1	1	50%	2
CARE 365			2	100%	2
Mayaguez Outpatient Clinic		2			2
TENNESSEE DEPARTMENT OF HEALTH (TDH) - REGIONAL LABORATORY			2	100%	2
CROSSROADS			2	100%	2
MISSION HOSPITAL REGIONAL MEDICAL CENTER			2	100%	2
THE WINDSOR ORTEGA		2			2
CVS AZ5892POCT LAVEEN		2			2
Parkview Care and Rehabilitation Center		2			2
NOVA SOUTHEASTERN UNIVERSITY - STUDENT MEDICAL CTR			2	100%	2
NEIGHBORCARE PHARMACY SERVICES		2			2
WELL-KEY URGENT CARE SEVIERVILLE			2	100%	2
DELRAY BEACH HEALTH CENTER			2	100%	2
EXCELTOX LABORATORIES LLC		2			2
Sanctuary Health Wadsworth		2			2
CRAWFORD COUNTY CARE CENTER		2			2
RUST MEDICAL CENTER		2			2
CORTLAND PARK REHABILITATION AND NURSING CENTER		1	1	50%	2
JFK MEDICAL CENTER LABORATORY DEPT		2			2
PRIMACARE MEDICAL LAKEWOOD			2	100%	2
ACCESS MEDICAL GROUP OF TAMPA II, INC		2			2
MOORE CLINICAL RESEARCH INC			2	100%	2
FORT MYERS NORTH DIALYSIS		1	1	50%	2
CVS NE2741POCT LA VISTA		2			2
EASTERN NIAGARA HOSPITAL		2			2
UNIVERSITY OF BALTIMORE WASHINGTON MEDICAL CENTER			2	100%	2
OHSU LABORATORY SERVICES		2			2
SALEM VAMC		2			2
FLORIDA KEYS PED & ADOLES CTR			2	100%	2

# COVID-19: testing by laboratory

Data through May 5, 2021 verified as of May 6, 2021 at 09:25 AM

Data in this report are provisional and subject to change.

The numbers in the table below represent the number of Florida and non-Florida residents for whom test results were received by the Department of Health. A person can be tested by more than one laboratory and can have both positive and negative results. **Therefore, the sum of the numbers in each column will be larger than the total number of people tested.**

Reporting lab	Inconclusive	Negative	Positive	Percent positive	Total
JOHN D. ARCHBOLD MEM. HOSPITAL			2	100%	2
MEDEXPRESS URGENT CARE - SOUTH CHARLESTON		2			2
LONG, SARAH		1	1	50%	2
MARTINSBURG VAMC		2			2
PRECISION CLINICAL RESEARCH			2	100%	2
ST. MARY'S MEDICAL CENTER EVANSVILLE, INC			2	100%	2
Camellia Gardens		2			2
JMC TALLAHASSEE, LLC			2	100%	2
CEDARS-SINAI MEDICAL CENTER			2	100%	2
WISCONSIN STATE LABORATORY OF HYGIENE		1	1	50%	2
NEMOURS CHILDREN'S PRIMARY CARE OF VERO BEACH			2	100%	2
CVS AZ9374POCT TUCSON		2			2
DURAND SENIOR CARE & REHAB CENTER		2			2
FLORIDA PRIMARY CARE CENTER PA		2			2
CENTRAL ARKANSAS VETERANS HEALTHCARE SYSTEM - VETERANS AFFAIRS			2	100%	2
ASANTE ROGUE REGIONAL MEDICAL CENTER L		2			2
WILSON MEMORIAL HOSPITAL			2	100%	2
MEDICAL CENTER LABORATORY			2	100%	2
WE CARE HOME HEALTH SOLUTIONS LLC			2	100%	2
Jersey City Medical Center		2			2
OMEGA RESEARCH CONSULTANTS			2	100%	2
ESCANDON DIAGNOSTIC CLINIC			2	100%	2
GREEN POINT RX INC DBA ALTRU CHEMISTS		2			2
MEDEXPRESS URGENT CARE PENNSVILLE		2			2
NORTH MCALLEN PEDIATRIC CENTER			2	100%	2
GULFCOAST JEWISH FAMILY			2	100%	2
AVERA MEDICAL GROUP			2	100%	2
DELAWARE VETERANS HOME		2			2
THE RIM URGENT CARE			2	100%	2
MEDEXPRESS URGENT CARE, MOSSIDE		2			2
MARCO ISLAND HOSPITAL INC D/B/A		1	1	50%	2
RIVIERA BEACH INTEGRATED CARE INC			2	100%	2
PUBLIX PHARMACY #1387		2			2
CVS MA41POCT TAUNTON		2			2
GET WELL EXPRESS URGENT CARE & WALK-IN CLINIC			2	100%	2
SPARTANBURG REGIONAL MEDICAL CENTER			2	100%	2
LOWELL GENERAL HOSPITAL			2	100%	2
NEW YORK PSYCHIATRIC INSTITUTE		2			2
DOCTORS MEDICAL CTR OF WALTON COUNTY			2	100%	2
EXPRESS CARE WALK-IN CLINIC			2	100%	2
Alden Terrace of McHenry			2	100%	2
CIRRUS DX			2	100%	2
CVS OH3980POCT KENT		2			2
STUART SURGERY CENTER, LLC			2	100%	2
BAPTIST HOSPITAL PRIMARY CARE GULF BREEZE			2	100%	2
Kroger 127 - The Little Clinic Lakewood-Alameda		2			2
DESERT HOSPITAL/CPHU CLINICAL LABORATORY			2	100%	2

# COVID-19: testing by laboratory

Data through May 5, 2021 verified as of May 6, 2021 at 09:25 AM

Data in this report are provisional and subject to change.

The numbers in the table below represent the number of Florida and non-Florida residents for whom test results were received by the Department of Health. A person can be tested by more than one laboratory and can have both positive and negative results. **Therefore, the sum of the numbers in each column will be larger than the total number of people tested.**

Reporting lab	Inconclusive	Negative	Positive	Percent positive	Total
CVS MA2600POCT WEYMOUTH		1	1	50%	2
TEXAS REGIONAL ASTHMA & ALLERGY CENTER			2	100%	2
Alden Des Plaines			2	100%	2
Crest Manor Living and Rehabilitation		2			2
NSUH AT SYOSSET		2			2
MEASE COUNTRYSIDE HOSPITAL CARDIAC REH			2	100%	2
Life Care Center of Elyria		2			2
PIEDMONT WALTON HOSPITAL		2			2
FIRST PREVENTION AND DIALYSIS CENTER LLC			2	100%	2
MEDSTAR HARBOR HOSPITAL			2	100%	2
LAKEVIEW HEALTH CARE SYSTEM LLC			2	100%	2
Kroger 739 - The Little Clinic La Grange Road		2			2
VETERANS AFFAIRS MEDICAL CENTER - GREATER LOS ANGELES			2	100%	2
ACKERMAN CANCER CENTER		2			2
ORCHARD LABORATORIES			2	100%	2
PANCARE HEALTH - SNEADS ELEMENTARY			2	100%	2
BAPTIST HOSPITAL INTERNAL MEDICINE GULF BREEZE			2	100%	2
SUNBRIDGE CARE & REHAB FOR DECATUR		2			2
Northpoint Lexington Healthcare		1	1	50%	2
DEVLAB, LLC			2	100%	2
MD NOW URGENT CARE MEDICAL CENTERS INC			2	100%	2
MANASOTA PEDIATRICS			2	100%	2
Walgreens #19019		2			2
BROOKSVILLE DIALYSIS			2	100%	2
DEPT OF HEALTH			2	100%	2
HERNANDO CHILDREN'S			2	100%	2
PLASMA MED RESEARCH DBA		2			2
SARASOTA MEMORIAL MEDICAL URGENT CARE CENTER			2	100%	2
ALVERNO CLINICAL LABORATORIES			2	100%	2
THE HOSPITAL OF PROVIDENCE EMERGENCY ROOM			2	100%	2
Oakmont of Katy Nursing and Rehabilitation		2			2
DEKALB MEDICAL CENTER LABORATORY			2	100%	2
Kingston of Miamisburg		2			2
WEST VIRGINIA LABORATORIES			2	100%	2
Kroger 412 - The Little Clinic Oxford		2			2
AHC Forest cove		2			2
GENETIC ASSAYS INC			2	100%	2
Walgreens #9278		2			2
MIRAMAR KIDNEY CENTER		1	1	50%	2
MEDEXPRESS URGENT CARE - LINCOLN		2			2
WYCLIFFE BIBLE TRANSLATORS		2			2
NEMOURS CHILDRENS PRIMARY CARE CLERMONT			2	100%	2
IRA FIALKO DO			2	100%	2
SUNCOAST BLOOD BANK			2	100%	2
MOUNT ST MARYS HOSPITAL OF NIAGARA FALLS		1	1	50%	2
HERITAGE CARE AND REHABILITATION CENTE		2			2
JORDAN VALLEY MEDICAL CENTER			2	100%	2



# COVID-19: testing by laboratory

Data through May 5, 2021 verified as of May 6, 2021 at 09:25 AM

Data in this report are provisional and subject to change.

The numbers in the table below represent the number of Florida and non-Florida residents for whom test results were received by the Department of Health. A person can be tested by more than one laboratory and can have both positive and negative results. **Therefore, the sum of the numbers in each column will be larger than the total number of people tested.**

Reporting lab	Inconclusive	Negative	Positive	Percent positive	Total
Harris Hill Nursing Facility		2			2
Van Wert Manor		2			2
CVS OH6185POCT PICKERINGTON		2			2
BFT LAB			2	100%	2
MAGNOLIA MANOR OF COLUMBUS		2			2
MEDEXPRESS URGENT CARE - BENTON		2			2
SYNEOS HEALTH			2	100%	2
CVS AZ5477POCT SURPRISE		2			2
SOUTHERN TENNESSEE MEDICAL CENTER			2	100%	2
POMONA VALLEY COMMUNITY HOSPITAL			2	100%	2
PM PEDIATRICS OF BAYSIDE PLLC - HOPEWELL JUNCTION		2			2
Smoky Mountain Nursing and Rehabilitation Center		2			2
CARESPOT URGENT CARE		1	1	50%	2
Workmens Circle Multicare Center		2			2
MCCALLIE SCHOOL-STUDENT HEALTH CENTER		2			2
CVS PHARMACY INC DBA CVS/PHARMACY # 10600		2			2
LIFESPRING COMMUNITY HEALTH		2			2
BUCKINGHAM PAVILION INC		2			2
CVS NV5286POCT HENDERSON		2			2
Wetumpka Health and Rehab, LLC		2			2
FLORIDA CLINICAL LABORATORY INC			2	100%	2
Cooperstown Center for Nursing and Rehabillitation		2			2
VALLEY BAPTIST MEDICAL CENTER: BROWNSVILLE			2	100%	2
HEALTH NETWORK LAB			2	100%	2
DMC UNIVERSITY LABORATORIES		1	1	50%	2
MEDEXPRESS URGENT CARE - NUTLEY		2			2
Kroger 550 - The Little Clinic Bellevue		2			2
LIFT HEALTH		2			2
COASTAL MEDICAL LAB			2	100%	2
SPRINGS MEDICAL LAB		1	1	50%	2
ROPER HOSPITAL			2	100%	2
MD NOW URGENT CARE CENTER INC.			2	100%	2
Winer Haven Health and Rehabilitation Center		2			2
LAWRENCE GENERAL HOSPITAL			2	100%	2
MINUTECLINIC DIAGNOSTIC OF KANSAS, PC		2			2
PM PEDIATRICS OF BAYSIDE PLLC - BELLER		2			2
MERCY HEALTH LAB		1	1	50%	2
PUBLIX PHARMACY #1092		2			2
OAKBRIDGE TERRACE AT SAE			2	100%	2
AFC PHYSICIANS OF FLORIDA, PA			2	100%	2
VIBRA HEALTH LABORATORY			2	100%	2
ILLINOIS DEPT OF PUBLIC HEALTH LABS			2	100%	2
SENTARA NORFOLK GENERAL HOSPITAL			2	100%	2
ASCENSION ST MICHAEL'S HOSPITAL LAB		1	1	50%	2
Garden Care Center		2			2
HPH HOME CARE		1	1	50%	2
PPD CLINICAL RESEARCH UNIT			2	100%	2

# COVID-19: testing by laboratory

Data through May 5, 2021 verified as of May 6, 2021 at 09:25 AM

Data in this report are provisional and subject to change.

The numbers in the table below represent the number of Florida and non-Florida residents for whom test results were received by the Department of Health. A person can be tested by more than one laboratory and can have both positive and negative results. **Therefore, the sum of the numbers in each column will be larger than the total number of people tested.**

Reporting lab	Inconclusive	Negative	Positive	Percent positive	Total
TRINITY DIALYSIS			2	100%	2
TRICORE REFERENCE LABORATORY		1	1	50%	2
MILFORD REGIONAL HOSPITAL			2	100%	2
SKY LAKES MEDICAL CENTER		2			2
RM PHARMACY SERVICES INC		1	1	50%	2
LABRADOR PRIMARY CARE CENTER			2	100%	2
WEST HOUSTON MEDICAL CENTER			2	100%	2
POINT OF CARE PRIVATE HEALTH MANAGEMENT			2	100%	2
BUFFALO CROSSINGS HEALTHCARE AND REHABILITATION CENTER			2	100%	2
Essex Center for Rehabilitation and Healthcare		2			2
BMC/JACSONVILLE		1	1	50%	2
TMH EC NORTHEAST LABORATORY			2	100%	2
SPECIALTY LABORATORIES			2	100%	2
CVS MA38POCT CHARLTON		2			2
THE FOUNTAIN AT BOCA CIEGA BAY		2			2
Kroger 101 - The Little Clinic Hill Top		2			2
Lake Charles Healthcare LLC dba Landmark Lake Charles			2	100%	2
UNIVERSITY OF MN MEDICAL CENTER EAST CAMPUS			2	100%	2
JOHNSON CITY MEDICAL CENTER		1	1	50%	2
ENCOMPASS HEALTH HOME HEALTH		1	1	50%	2
Parkwood in the Pines		2			2
VITAL CARE CLINIC, LLC			2	100%	2
UT PATH			2	100%	2
SWEETWATER NURSING CENTER		2			2
ATVIVO LLC		2			2
MID-FLORIDA HEMATOLOGY AND ONCOLOGY CENTERS		2			2
UMASS MEMORIAL MEDICAL CENTER, INC		1	1	50%	2
NEMOURS CHILDRENS PRIMARY CARE			2	100%	2
MEDLOGIC, LLC		2			2
WALGREENS NO 10512		1	1	50%	2
SOUTHSIDE FAMILY MEDICAL		2			2
HOLSTON MEDICAL GROUP		2			2
Great Lakes Health Center			2	100%	2
ADVANTA ANALYTICAL LABORATORIES			2	100%	2
Sanford Health & Rehabilitation			2	100%	2
RHODE ISLAND DEPARTMENT OF HEALTH LABORATORIES			2	100%	2
LEXINGTON PLACE			2	100%	2
METROHEALTH SYSTEM			2	100%	2
PRESTIGE EMERGENCY ROOM LLC			2	100%	2
KEATING SPORTS CENTER		2			2
VA WNYHCS - Buffalo Division		1	1	50%	2
GUARDIAN HOME CARE OF CENTRAL GEORGIA		2			2
BAPTIST HEALTH PRIMARY CARE HOMESTEAD			2	100%	2
Kroger 549 - The Little Clinic Clinton Highway		2			2
Cypress Cove Center		2			2
VA Greater LA HCS-Santa Maria OPC			2	100%	2
LEHIGH MEDICAL AND RESEARCH CENTER, INC			2	100%	2

# COVID-19: testing by laboratory

Data through May 5, 2021 verified as of May 6, 2021 at 09:25 AM

Data in this report are provisional and subject to change.

The numbers in the table below represent the number of Florida and non-Florida residents for whom test results were received by the Department of Health. A person can be tested by more than one laboratory and can have both positive and negative results. **Therefore, the sum of the numbers in each column will be larger than the total number of people tested.**

Reporting lab	Inconclusive	Negative	Positive	Percent positive	Total
Walgreens #10207		2			2
UNIVERSITY HOSPITAL OF BROOKLYN		2			2
U OF MIAMI MILLER SCHOOL OF MEDICINE			2	100%	2
CATHOLIC HEALTH LABORATORY SERVICES		2			2
SCDHEC BUREAU OF LABORATORIES			2	100%	2
AUGUSTA HEALTH SKILLED CARE			2	100%	2
TGH Brandon Healthplex Laboratory			2	100%	2
COX HEALTH SOUTH LAB		1	1	50%	2
ANDERSON COUNTY HOSPITAL			2	100%	2
RAPID RESULT CORP LLC		1	1	50%	2
CARELINE PHARMACY AND HEALTHCARE SERVICES		1	1	50%	2
NYUMC CLINICAL LABORATORIES			2	100%	2
ADVANCED FOOT AND ANKLE OF INDIAN RIVER		2			2
VANAYER HEALTHCARE AND REHAB CENTER		2			2
NIAGARA APOTHECARY INC		2			2
PRECISION DIAGNOSTIC INC		2			2
DOCTORS CARE OF PALM COAST			2	100%	2
HEALTH NETWORK			2	100%	2
WAYNE MEMORIAL HOSPITAL		2			2
BIONIC TECHNOLOGIES CORPORATION			2	100%	2
CARENOW LENEXA			2	100%	2
MID AMERICA CLINICAL LABS			2	100%	2
COLUMBIA COTTAGE		2			2
UW HOSPITAL AND CLINICS		1	1	50%	2
RABI SINHA, MD		2			2
GRANDVIEW COLLEGE STUDENT HEALTH CENTE		2			2
ON-SITE MEDICAL SOLUTIONS		2			2
CAREATC - PALM HARBOR		1	1	50%	2
GOUVERNEUR HOSPITAL LABORATORY		2			2
UNIVERSITY OF MISSOURI HEALTH CARE			2	100%	2
EAST CENTRAL REGIONAL HOSPITAL GRACEWO		2			2
Cortland Acres Association		2			2
CROSTOWN PHARMACY		2			2
A PATTERN MEDICAL CLINIC		2			2
NORTH DAKOTA VETERANS HOME		2			2
MAYO CLINIC COUMADIN CLINIC LABORATORY		1	1	50%	2
UNIVERSITY OF TEXAS AT EL PASO, THE			2	100%	2
SOUTH HILLSBOROUGH CBOC			2	100%	2
MEMORIAL HERMANN HOSPITAL			2	100%	2
SOUTH DAKOTA DEPARTMENT OF HEALTH		2			2
MC MEDICAL			2	100%	2
Advanced Rehabilitation and Healthcare of Wichita Falls		2			2
MEDICAL ASSOCIATES OF BREVARD LLC		1	1	50%	2
CVS LA1116POCT BATON ROUGE		1	1	50%	2
CROSSROADS URGENT CARE DBA URGENT TEA		2			2
NEW YORK CITY DEPARTMENT OF HEALTH			2	100%	2
HEALTH & REHAB CTR AT DOLPHINS VIEW, THE			2	100%	2

# COVID-19: testing by laboratory

Data through May 5, 2021 verified as of May 6, 2021 at 09:25 AM

Data in this report are provisional and subject to change.

The numbers in the table below represent the number of Florida and non-Florida residents for whom test results were received by the Department of Health. A person can be tested by more than one laboratory and can have both positive and negative results. **Therefore, the sum of the numbers in each column will be larger than the total number of people tested.**

Reporting lab	Inconclusive	Negative	Positive	Percent positive	Total
FLORIDA COMMUNITY HEALTH CENTERS, INC.			2	100%	2
ADVOCATE SHERMAN HOSPITAL			2	100%	2
PALM MEDICAL CENTER - PLANT CITY		2			2
SUMMIT CLINICAL LABORATORIES LLC			2	100%	2
WOODHILLS LABS			2	100%	2
PREMIER FAMILY CARE I, INC			2	100%	2
MEASE MANOR MEMORY CARE		2			2
ROCKEFELLER UNIVERSITY CLINICAL GENOMICS LABORATOR		2			2
HOME ACCESS HEALTH			2	100%	2
NATIONWIDE LABORATORY SERVICES		1	1	50%	2
Aurora CBOC			2	100%	2
STAGES OF LIFE MEDICAL INSTITUTE			2	100%	2
NEMOURS CHILDREN'S PRIMARY CARE THE VILLAGES		2			2
AL MANI HEALTH INSTUTUTE		2			2
HAMPTON VAMC		2			2
SELECT MEDICAL CLINIC			2	100%	2
MY PHARMACY			2	100%	2
FAST TEST NOW		2			2
COLONIAL HEALTH CARE		1	1	50%	2
ACL LABORATORIES - ROSEMONT			2	100%	2
MIDWAY SPECIALTY CARE CENTER INC		2			2
NYU LANGONE HUNTINGTON MEDICAL GROUP		2			2
Dexter Health Care		2			2
WALGREENS AGUADILLA (ST 177)		2			2
BRENTWOOD AT FORE RANCH			2	100%	2
CVS MD1490POCT GAITHERSBURG		2			2
CVS MI8287POCT MACOMB		2			2
PBSO HEALTH AND WELLNESS CENTER			2	100%	2
DALLAS MEDICAL CENTER			2	100%	2
PALMS OF FT MYERS,THE			2	100%	2
Parkridge Specialty Care		2			2
ALBUQUERQUE - AMG SPECIALTY HOSPITAL		2			2
Douglas County Health Center		2			2
ROYAL CARE MEDICAL CENTER			2	100%	2
CARBON HEALTH			2	100%	2
MEDEXPRESS URGENT CARE - MARTINSVILLE		2			2
PHYSICIANS PREMIER			2	100%	2
Tidelands Health Rehabilitation Hospital			2	100%	2
Manorcare Health Services - Williamsport South		2			2
Lynwood		2			2
EXPERTUS LABORATORIES, INC.			2	100%	2
SUMMIT URGENT CARE - MARIETTA		2			2
Kroger 477 - The Little Clinic Fort Mitchell		2			2
RIDGEFIELD PEDIATRIC ASSOCIATES		2			2
CREATIVE HEALTH CENTER			2	100%	2
HAPPY KIDZ PEDIATRICS PL		1	1	50%	2
MEDICAL ASSOCIATES OF BREVARD DR S VYAS			2	100%	2

# COVID-19: testing by laboratory

Data through May 5, 2021 verified as of May 6, 2021 at 09:25 AM

Data in this report are provisional and subject to change.

The numbers in the table below represent the number of Florida and non-Florida residents for whom test results were received by the Department of Health. A person can be tested by more than one laboratory and can have both positive and negative results. **Therefore, the sum of the numbers in each column will be larger than the total number of people tested.**

Reporting lab	Inconclusive	Negative	Positive	Percent positive	Total
KANSAS CITY VA MEDICAL CENTER			2	100%	2
AMEDISYS HOME HEALTH OF GREENVILLE			2	100%	2
VISITING PHYSICIANS OF THE TREASURE COAST LLC			2	100%	2
Eagle Health and Rehabilitation		2			2
HOUSTON HEALTH DEPARTMENT - BUREAU OF LABORATORY SERVICES			2	100%	2
Jacob's Creek Nursing and Rehabilitation Center		2			2
DAYTONA BEACH CENTRA CARE			2	100%	2
WARD MEMORIAL HOSPITAL		2			2
Mount Olivet Careview Home		2			2
SIMMONS			2	100%	2
FAMILY URGENT CARE		2			2
MIDWAY PRIMARY CARE LLC		2			2
WATERS PEDIATRIC CENTER			2	100%	2
Kroger 328 - The Little Clinic Henderson Road		2			2
Kroger 745 - The Little Clinic Somerset		2			2
STATE OF FLORIDA			2	100%	2
EDGEWATER RETIREMENT MANOR			2	100%	2
OSF ST JOSEPH MEDICAL CENTER			2	100%	2
CARLE FOUNDATION HOSPITAL LABORATORY			2	100%	2
TRIDENT ANTI AGING LLC			2	100%	2
BLACKBAG DIGITAL HEALTH LLC		2			2
AHC Humboldt		2			2
PATIENT FIRST-BATTLEFIELD			2	100%	2
SENDER RETREAT ADULT DAY CARE CENTERS			2	100%	2
WILCOX MEDICAL CENTER-ALMA COLLEGE		2			2
NLC LABS			2	100%	2
NORTH OKALOOSA PHYSICIAN GRP - WALK IN CLINIC			2	100%	2
FRESENIUS KIDNEY CARE SOUTH ST PETERSBURG			2	100%	2
Aston Park Health Care Facility		2			2
SIGNATURE CARE LEWISVILLE-EMERGENCY CENTER		1	1	50%	2
Sevierville Health and Rehabilitation		2			2
ORLANDO LUTHERAN TOWERS		1	1	50%	2
MASSACHUSETTS DEPARTMENT OF HEALTH			2	100%	2
CVS - MINUTECLINIC			2	100%	2
Walgreens #5065		2			2
JUPITER PEDIATRIC ASSOCIATES, PA		1	1	50%	2
HOLY TRINITY PHARMACY LLC		2			2
BAPTIST HEALTH LEXINGTON			2	100%	2
MEDICAL ARTS LABORATORY			2	100%	2
ENVOY OF FORK UNION, LLC DBA ENVOY AT THE VILLAGE		2			2
CLEAR LAKE REGIONAL MEDICAL CENTER			2	100%	2
LEESBURG DIALYSIS CENTER		1	1	50%	2
JUST BELIEVE RECOVERY CENTER			2	100%	2
AMERICAN RESEARCH CENTERS OF FLORIDA			2	100%	2
PLAINS REGIONAL MEDICAL CENTER		2			2
NORTON IMMEDIATE CARE CENTER - PRESTON			2	100%	2
HMH HOSPITALS CORPORATION		2			2



# COVID-19: testing by laboratory

Data through May 5, 2021 verified as of May 6, 2021 at 09:25 AM

Data in this report are provisional and subject to change.

The numbers in the table below represent the number of Florida and non-Florida residents for whom test results were received by the Department of Health. A person can be tested by more than one laboratory and can have both positive and negative results. **Therefore, the sum of the numbers in each column will be larger than the total number of people tested.**

Reporting lab	Inconclusive	Negative	Positive	Percent positive	Total
DUBOIS CONTINUUM OF CARE COMMUNITY INC		2			2
WillowBrooke Court at Southampton Estates		2			2
HAMILTON CHD		2			2
MEDAILLE COLLEGE WELLNESS CENTER		2			2
CAPE FEAR VALLEY MEDICAL CENTER			2	100%	2
MATHER HOSPITAL			2	100%	2
FALCON HEALTH CENTER			2	100%	2
SHERIDAN AT HOBE SOUND, THE			2	100%	2
RAINY LAKE MEDICAL CENTER			2	100%	2
MEDCARE		2			2
The Suites at Western Home Communities		2			2
INTEAM HEALTH, INC.			2	100%	2
Church Creek SNF			2	100%	2
WATERBURY HOSPITAL REFERENCE LAB			2	100%	2
JULIE STAATS DO		2			2
Jewish Home of Rochester		2			2
NEVADA DEPARTMENT OF HEALTH AND HUMAN SERVICES			2	100%	2
REGIONS HOSPITAL LABORATORY			2	100%	2
PALM BAY COMMUNITY OUTPATIENT CLINIC		2			2
STEWART ST ELIZABETH MEDICAL CENTER			2	100%	2
VALUE DRUGS GREENLAWN INC		2			2
BAYFRONT CARDIOVASCULAR ASSOCIATES		1	1	50%	2
INNOVATIVE CARE II LLC			2	100%	2
Walgreens #7156			2	100%	2
TSALI CARE CENTER		2			2
MY INSTADOC - HOWELL URGENT CARE		2			2
Hartwell Health and Rehabilitation		2			2
VIRGINIA DEPT OF HEALTH OFFICE OF EPIDEMIOLOGY			2	100%	2
SANFORD REGIONAL HOSPITAL WORTHINGTON		2			2
CALIFORNIA DIVISION OF COMMUNICABLE DISEASE CONTROL			2	100%	2
MOBILE PHLEBOTOMY SERVICES			2	100%	2
Luther Acres Manor		2			2
FLORIDA MENTOR FAULKNER GROUP HOME			2	100%	2
WISE HEALTH SYSTEM		1	1	50%	2
Jackson Health Care Facility			2	100%	2
MINUTE CLINIC DIAGNOSTICS OF IN, LLC #6252		2			2
URGENTMED PLANTATION			2	100%	2
MOUNT SINAI MEDICAL CENTER OF FLORIDA, INC			2	100%	2
ADVENT HEALTH CENTRAL TEXAS		1	1	50%	2
OAKMONT WEST- GREENVILLE SC		2			2
RIVER CITY MEDICAL ASSOCIATES, INC			2	100%	2
COLD SPRING HILLS CENTER FOR NURSING A		2			2
ACCESS MEDICAL GROUP OF FLORIDA CITY			2	100%	2
ASSOCIATES IN UROGYNECOLOGY MD LLC		2			2
NORTH SHORE HEMATOLOGY-ONCOLOGY ASSOCIATES		2			2
CVS MA335POCT RAYNHAM		2			2
EASTSIDE SPORTS COMPLEX			2	100%	2

# COVID-19: testing by laboratory

Data through May 5, 2021 verified as of May 6, 2021 at 09:25 AM

Data in this report are provisional and subject to change.

The numbers in the table below represent the number of Florida and non-Florida residents for whom test results were received by the Department of Health. A person can be tested by more than one laboratory and can have both positive and negative results. **Therefore, the sum of the numbers in each column will be larger than the total number of people tested.**

Reporting lab	Inconclusive	Negative	Positive	Percent positive	Total
Colonial Manor Nursing and Rehabilitation Center		2			2
APPLECARE VALDOSTA			2	100%	2
DALLAS VA MEDICAL CENTER - VA NORTH TEXAS HEALTH CARE SYSTEM			2	100%	2
MI Nursing Restorative Center		2			2
OUR LOVING HANDS COMPANION SERVICE LLC		2			2
TEMPLE UNIVERSITY HOSPITAL			2	100%	2
ARCPPOINTLABS OF VIRGINIA BEACH		1	1	50%	2
WEST BOCA MEDICAL CENTER			2	100%	2
Kroger 686 - The Little Clinic Farragut		2			2
ASSOCIATES IN INTERNAL MEDICINE PA			2	100%	2
UPSON REGIONAL MEDICAL CENTER		1	1	50%	2
JERSEY IRISH MEDICAL		2			2
UTMB PATHOLOGY CLINICAL SERVICES LABORATORY			2	100%	2
PM PEDIATRICS OF SELDEN, PLLC		2			2
RAPID URGENT CARE - ALBANY			2	100%	2
LINIL VISITING NURSES, INC		2			2
ABSOLUTE QUICK CARE		1	1	50%	2
WALGREENS #13605		2			2
MOBILE COUNTY HEALTH DEPARTMENT		1	1	50%	2
Cedar Valley Nursing & Rehab Center		2			2
SCIENTIFIC LABORATORY COMPANY		2			2
HIGHLAND PARK LAKEWOOD PRESTON HOLLOW			2	100%	2
VA Boston HCS-West Roxbury Division		1	1	50%	2
KETTERING MEDICAL CENTER			2	100%	2
GREEN BAY BLIZZARD OFFICE		2			2
PRIMARY CARE SERVICES AT EDGEWATER		2			2
CVS TN5694POCT SODDY DAISY		2			2
BAPTIST HEALTH PRIMARY CARE AT DORAL			2	100%	2
ATLAS GENOMICS			2	100%	2
BAYLOR COLLEGE OF MEDICINE			2	100%	2
JENNIE STUART MEDICAL CENTER			2	100%	2
NORTHSIDE FAMILY MEDICINE AND URGENT CARE (EAST COBB)		2			2
INTERNAL MEDICINE SPECIALISTS MEDICAL GROUP, PA		2			2
CLEMENT J ZABLOCKI VAMC		2			2
Piney Grove Nursing and Rehabilitation Center		2			2
BERNHARDT LABORATORIES INC			2	100%	2
NEMOURS CHILDRENS HORIZON WEST			2	100%	2
METHODIST HEALTHCARE - MEMPHIS HOSP		2			2
METHODIST MANSFIELD MEDICAL CENTER			2	100%	2
ALL PEDIATRIC CARE PA			2	100%	2
BLUEWATER TOXICOLOGY			2	100%	2
PROFESSIONAL DIALYSIS CENTER			2	100%	2
MEDEXPRESS URGENT CARE - O'FALLON		2			2
NORTHEAST FLORIDA HEALTH SERVICES, INC DBA FAMILY HEALTH SOURCE			2	100%	2
BROOKDALE PALM BEACH GARDENS			2	100%	2
Greystone Nursing and Rehab, LLC			2	100%	2
HOLY FAMILY MEDICAL CENTER		1	1	50%	2

# COVID-19: testing by laboratory

Data through May 5, 2021 verified as of May 6, 2021 at 09:25 AM

Data in this report are provisional and subject to change.

The numbers in the table below represent the number of Florida and non-Florida residents for whom test results were received by the Department of Health. A person can be tested by more than one laboratory and can have both positive and negative results. **Therefore, the sum of the numbers in each column will be larger than the total number of people tested.**

Reporting lab	Inconclusive	Negative	Positive	Percent positive	Total
HERITAGE VILLAGE REHAB & SKILLED NURSI		2			2
PHOEBE BERKS HEALTH CARE CENTER		2			2
PALOS COMMUNITY HOSPITAL LABORATORY			2	100%	2
Kroger 356 - The Little Clinic Middletown		2			2
TEXAS HEALTH CARE			2	100%	2
WALGREENS #06583		2			2
CHARLOTTE COUNTY HEALTH DEPARTMENT			2	100%	2
PRIMARY HEALTH CARE ASSOCIATES INC			2	100%	2
MEDPOST - NORTH DALLAS			2	100%	2
VOLUNTEERS OF AMERICA OF FLORIDA			2	100%	2
ST. ELIZABETH HEALTHCARE			2	100%	2
The Laurels of Hendersonville		2			2
MERCY MEDICAL CENTER INC		1	1	50%	2
ST ANTHONY COMMUNITY HOSPITAL LAB		1	1	50%	2
Henry County Health and Rehabilitation		2			2
DOCTOR'S IN-HOUSE LAB/COMMUNITY HEALTH CENTERS OF PINELLAS – JOHNNIE R			2	100%	2
AGILE URGENT CARE			2	100%	2
The Grand Rehabilitation & Nursing Utica		2			2
VA Central California HCS		2			2
INA		1	1	50%	2
AMERICAN MEDICAL LABORATORIES			2	100%	2
METHODIST SPECIALTY CARE CENTER		2			2
ST JOHNS EPISCOPAL HOSPITAL SOUTH SHORE		1	1	50%	2
COMPLETE HEALTH MEDICAL CENTER			2	100%	2
MOBILE HEALTH LABS LLC			2	100%	2
SOUTHEASTERN INSTITUTE OF RESTORATIVE MEDICINE		1	1	50%	2
ABRAKIDABRA PEDIATRIC CLINIC LLC			2	100%	2
ATHENA CARE RESOURCES LLC		2			2
MEDEXPRESS URGENT CARE - WICHITA, N MAIZE RD		1	1	50%	2
LABCORP OF AMERICA HOLDINGS		1	1	50%	2
PALM WEST INTERNIST PA			2	100%	2
First Care Living Center/Essentia Health			2	100%	2
HEALTHCARE NETWORK			2	100%	2
SAWGRASS PEDIATRIC PARTNERS LLC			2	100%	2
PT&J REHAB LLC		1	1	50%	2
GREEN RIVER MEDICAL CENTER			2	100%	2
PIEDMONT MOUNTAINSIDE HOSPITAL LABORAT		2			2
Kroger 777 - The Little Clinic Shelbyville		1	1	50%	2
MONICE DR.			2	100%	2
CVS MO5724POCT KANSAS CITY		2			2
KJ MEDICAL PRACTICE PC		2			2
JASPER MEMORIAL HOSPITAL		1	1	50%	2
RAPID MEDLAB (002MO)		2			2
HAILE MEDICAL GROUP PA		2			2
ROUTE 16 PHARMACY LLC DBA HOLLAND PHAR		2			2
ALLSTATE HEALTH SERVICES, INC		2			2
BAPTIST HOSPITAL LABORATORY			2	100%	2

# COVID-19: testing by laboratory

Data through May 5, 2021 verified as of May 6, 2021 at 09:25 AM

Data in this report are provisional and subject to change.

The numbers in the table below represent the number of Florida and non-Florida residents for whom test results were received by the Department of Health. A person can be tested by more than one laboratory and can have both positive and negative results. **Therefore, the sum of the numbers in each column will be larger than the total number of people tested.**

Reporting lab	Inconclusive	Negative	Positive	Percent positive	Total
DUKE HEALTH REGIONAL HOSPITAL			2	100%	2
CVS MA1877POCT NORTON		2			2
CVS TX7431POCT ROWLETT		2			2
ASHLEY PEDIATRICS			2	100%	2
CHOTA COMMUNITY HEALTH SERVICES		1	1	50%	2
MEDEXPRESS URGENT CARE - MYLAN			2	100%	2
Durham VAMC		2			2
BIOMAT USA			2	100%	2
SYLVAN NURSING			2	100%	2
UT AUSTIN UNIVERSITY HEALTH SERVICES			2	100%	2
Kroger 687 - The Little Clinic Sugar Hill		1	1	50%	2
ONTARIO COUNTY PUBLIC HEALTH		2			2
Kroger 400 - The Little Clinic Hartley Bridge Rd		1	1	50%	2
CARTER BLOOD CARE			2	100%	2
MEDEXPRESS URGENT CARE, LEBANON		2			2
SENECA HEALTH CARE CENTER		2			2
LIFEGUARD AMBULANCE SERVICES LLC, TEXAS- SAN			2	100%	2
Bedford Care Center of Hattiesburg		2			2
THE EDGEWATER AND WATERMAN VILLAGE			2	100%	2
WEAKLEY COUNTY REHAB AND NURSING CENTER		2			2
BROOKS -TLC HOSPITAL SYSTEM			2	100%	2
LACORP		1	1	50%	2
CHNJ		2			2
SIOUX FALLS STORM		2			2
CITRUS PARK			2	100%	2
C A R E S OXFORD		1	1	50%	2
CVS IN8639POCT TERRE HAUTE		2			2
MOBILE MEDICAL UNIT- SAINT JOSEPH REG		2			2
BNJ		2			2
WURLAND NURSING AND REHABILITATION, L		2			2
RICHICHI FAMILY HEALTH			2	100%	2
UNIVERSITY COMMUNITY HEALTH SERVICES		1	1	50%	2
CLINICAL REFERENCE LABORATORY, INC		2			2
MEDEXPRESS URGENT CARE, MILLCREEK		2			2
CRESTVIEW CLINICAL LABORATORY			2	100%	2
Kroger 596 - The Little Clinic Brentwood		2			2
ROYAL OAK MEDICAL CENTER LLC DBA CHARACTER FAMILY			2	100%	2
WESTMINSTER SUNCOAST			2	100%	2
OAKMONT EAST- GREENVILLE SC, LLC		2			2
MIDLAND MEMORIAL HOSPITAL			2	100%	2
Fairlane Gardens Nursing and Rehab at Reading		2			2
ARLINGTON DIALYSIS CENTER LLC		2			2
COUNTRY COTTAGE		2			2
A G RHODES HOME AT WESLEY WOODS		2			2
New Jersey Aim At Smg		2			2
BOCA RATON REGIONAL HOSPITAL INC			2	100%	2
MEDEXPRESS URGENT CARE-MT PLEASANT		1	1	50%	2

# COVID-19: testing by laboratory

Data through May 5, 2021 verified as of May 6, 2021 at 09:25 AM

Data in this report are provisional and subject to change.

The numbers in the table below represent the number of Florida and non-Florida residents for whom test results were received by the Department of Health. A person can be tested by more than one laboratory and can have both positive and negative results. **Therefore, the sum of the numbers in each column will be larger than the total number of people tested.**

Reporting lab	Inconclusive	Negative	Positive	Percent positive	Total
MEMORIAL HOSPITAL WEST			2	100%	2
BELLIN HOSPITAL			2	100%	2
WELLNESS MEDICAL CLINIC			2	100%	2
CVS MA937POCT CARVER		2			2
Mountainview Nursing Home		2			2
MANSFIELD MEDICAL LODGE			2	100%	2
WEST COAST PEDIATRICS			2	100%	2
CVS NC2297335CV GREENSBORO		2			2
UNIVERSITY OF MIAMI SCCC RESEARCH LABORATORY			2	100%	2
MIDDLE TENN MENTAL HEALTH INSTITUTE		2			2
Kroger 441 - The Little Clinic Middletown		2			2
STOP URGENT CARE			2	100%	2
DELAWARE DIAGNOSTICS LABS			2	100%	2
SPRING HILL REGIONAL HOSPITAL			2	100%	2
Village Green Health & Rehabilitation		2			2
CHI MEMORIAL PRIMARY CARE ASSOCIATES-A		2			2
ALABAMA REFERENCE LAB			2	100%	2
MCLAREN REGIONAL MEDICAL CENTER			2	100%	2
WEST FLORIDA MEDICAL ASSOCIATES, PA			2	100%	2
ROBERTS WESLEYAN COLLEGE HEALTH CENTE		2			2
ATLANTIC DIAGNOSTICS			2	100%	2
CORNELIA REDDY URGENT CARE		2			2
CAROLINA BAY HEALTHCARE CTR OF WILMING		2			2
MEMORIAL SLOAN KETTERING CANCER CENTER		1	1	50%	2
QUALITY URGENT CARE CENTER		1	1	50%	2
Q ALL CARE MEDICAL PC		2			2
DALLAS BAPTIST UNIVERSITY - HEALTH SERVICES			2	100%	2
UNM SANDOVAL REGIONAL MEDICAL CENTER		2			2
DOWN HOME MEDICAL			2	100%	2
BERKSHIRE MEDICAL CENTER			2	100%	2
GRACE HEALTHCARE OF LAKE WALES		1	1	50%	2
CSS- TWELVE OAKS			2	100%	2
MAJESTIC GUARDIANS			2	100%	2
EXCEPTIONAL EMERGENCY CENTER - AMARILLO			2	100%	2
Mary Anna Nursing Home		2			2
SACRED HEART HOSPITAL ON THE EMERALD			2	100%	2
PALM CITY NURSING AND REHAB CENTER			2	100%	2
RESOLUTE PAIN SOLUTIONS		2			2
CVS NC2559POCT CHARLOTTE		2			2
COBLESKILL REGIONAL HOSPITAL		2			2
INTEGRITY CLINICAL RESEARCH CENTER INC		1	1	50%	2
MINUTECLINIC DIAG OF IND, LLC #6250		2			2
ACN PHYSICIANS GROUP CORP			2	100%	2
PruittHealth Lakehaven		2			2
Iowa Veterans Home		2			2
INTERMOUNTAIN MEDICAL CENTER			2	100%	2
ST. JOSEPH REGIONAL MEDICAL CENTER			2	100%	2



# COVID-19: testing by laboratory

Data through May 5, 2021 verified as of May 6, 2021 at 09:25 AM

Data in this report are provisional and subject to change.

The numbers in the table below represent the number of Florida and non-Florida residents for whom test results were received by the Department of Health. A person can be tested by more than one laboratory and can have both positive and negative results. **Therefore, the sum of the numbers in each column will be larger than the total number of people tested.**

Reporting lab	Inconclusive	Negative	Positive	Percent positive	Total
BOSTON PUBLIC HEALTH COMMISSION			2	100%	2
SYMPHONY OF BUFFALO GROVE		2			2
VAULT MEDICAL SERVICES		1	1	50%	2
SHORE MEDICAL CENTER		2			2
MEDEXPRESS URGENT CARE - LINCOLN N 26T		2			2
MINERS COLFAX MEDICAL CENTER		2			2
BAYCARE LABORATORIES			2	100%	2
PARKRIDGE MEDICAL CENTER			2	100%	2
OSF SAINT FRANCIS MEDICAL CENTER			2	100%	2
WELLSTAR SPALDING REGIONAL MEDICAL CENTER		2			2
WILLOWBROOKE CT AT LIMA ESTATES		2			2
Elba Nursing and Rehabilitation Center, LLC		2			2
NAVAL BRANCH MEDICAL CLINIC			2	100%	2
BAY CORRECTIONAL AND REHABILITATION FACILITY			2	100%	2
CPL INC/BSSC PATHOLOGY		2			2
MAINE CENTER FOR DISEASE CONTROL AND PREVENTION			2	100%	2
BIRMINGHAM INTERNAL MEDICINE ASSOCIATE		1	1	50%	2
BENEVA LAKES ASSISTED LIVING CENTER			2	100%	2
Green Mountain Nursing and Rehabilitation		2			2
LAB PLUS, LLC			2	100%	2
Highland Rehabilitation and Nursing Center		2			2
UMHC HOLLYWOOD LABORATORY			2	100%	2
ORLANDO DIALYSIS		1	1	50%	2
CVS CT692POCT NORTH HAVEN		2			2
DEER'S HEAD CENTER		2			2
NEW YORK CITY CENTRAL COVID			2	100%	2
ADVENT HEALTH - OWASA			2	100%	2
DIAGNOSTIC AFFILIATES			2	100%	2
DUKE UNIVERSITY POINT OF CARE TESTING PROGRAM			2	100%	2
Pinnacle Health and Rehab at South Portland		1			1
KELLY			1	100%	1
HEALTH FIRST HOME CARE		1			1
IC LABS			1	100%	1
GOLDING-GRANADO MEDICAL ASSOCIATES		1			1
Villages of St.Peters		1			1
GENVIEW DIAGNOSIS INC			1	100%	1
GENESIS MEDICAL CENTER OF CORAL SPRINGS INC			1	100%	1
PALM BEACH PEDIATRIC UROLOGY			1	100%	1
PALM COAST DRAW STATION/AMERICAN HEALTH ASSOCIATES		1			1
WALGREENS #05432		1			1
ADVANCE GASTROENTEROLOGY			1	100%	1
PHOENIX MEDICAL CLINIC			1	100%	1
NAVICENT HEALTH OCONEE, LLC		1			1
PALMA CEIA MED GROUP-SWANN		1			1
PEDIATRIC PARTNERS OF ZEPHYRHILLS PA			1	100%	1
COASTAL MANOR		1			1
Walgreens #9121		1			1

# COVID-19: testing by laboratory

Data through May 5, 2021 verified as of May 6, 2021 at 09:25 AM

Data in this report are provisional and subject to change.

The numbers in the table below represent the number of Florida and non-Florida residents for whom test results were received by the Department of Health. A person can be tested by more than one laboratory and can have both positive and negative results. **Therefore, the sum of the numbers in each column will be larger than the total number of people tested.**

Reporting lab	Inconclusive	Negative	Positive	Percent positive	Total
UCSD MICROBIOLOGY LABORATORY			1	100%	1
Medilodge of Kalamazoo		1			1
BROOKDALE WEST PALM BEACH			1	100%	1
Diversicare of Eupora		1			1
UMASS MEMORIAL/MARLBORO HOSPITAL			1	100%	1
ORAL & FACIAL SURGERY			1	100%	1
HOLYOKE MEDICAL CENTER			1	100%	1
IVY CREEK HEALTHCARE & WELLNESS CENTRE			1	100%	1
Walgreens #10988		1			1
UF HEALTH FAMILY MEDICINE-GOODBYS CREEK			1	100%	1
CONVENIENT URGENT CARE			1	100%	1
ELATION HEALTH		1			1
LABONE		1			1
CORE OCCUPATIONAL MEDICINE			1	100%	1
HEARTLAND PHARMACY SEBRING			1	100%	1
MEMPHIS URGENT CARE #2, LLC			1	100%	1
PATIENT FIRST - CHERRY HILL		1			1
CHRISTIANA HOSPITAL		1			1
KIDZ FAMILY CARE			1	100%	1
Shelbyville Manor		1			1
WY RETIREMENT CENTER		1			1
VALLEY HOSPITAL MEDICAL CENTER		1			1
Oak Hill Health & Rehabilitation Center			1	100%	1
FLORIDA HOSPITAL TRANSPLANT CENTER		1			1
EILEEN TURBESSI MD PA		1			1
STEPHENS COUNTY HOSPITAL			1	100%	1
LEHIGH REGIONAL WOUND CENTER			1	100%	1
LIBERTY COMMONS NURSING AND REHABILITA		1			1
KAISER PERMANENTE REGIONAL REFERENCE LABORATORY		1			1
Accordius Health at Gastonia			1	100%	1
Villa Maria			1	100%	1
PHYSICIANS LAB INC			1	100%	1
CHATEAU MADELEINE - SENIOR LIVING & MEMORY CARE			1	100%	1
BLACK SHEEP MEDICAL			1	100%	1
CLINICAL MICROBIOLOGY LAB FAIRVIEW UNIVERSITY HOSPITAL			1	100%	1
Bolingreen Health and Rehabilitation		1			1
TALLAHASSEE DIALYSIS		1			1
COSTAMED GRUPO MEDICO			1	100%	1
BLESSINGS MEDICAL CLINIC, THE			1	100%	1
J F K PEDIATRICS			1	100%	1
EXPRESS LAB LIVINGSTON			1	100%	1
BRIAN C GRINER MD LLC			1	100%	1
MED LAB SERVICES, LLC			1	100%	1
Kroger 682 - The Little Clinic Combs and Gantzel		1			1
GENESIS HOME HEALTH CARE SERVICES OF			1	100%	1
WARREN GENERAL HOSPITAL			1	100%	1
CLIFTON-FINE HOSPITAL LABORATORY		1			1

# COVID-19: testing by laboratory

Data through May 5, 2021 verified as of May 6, 2021 at 09:25 AM

Data in this report are provisional and subject to change.

The numbers in the table below represent the number of Florida and non-Florida residents for whom test results were received by the Department of Health. A person can be tested by more than one laboratory and can have both positive and negative results. **Therefore, the sum of the numbers in each column will be larger than the total number of people tested.**

Reporting lab	Inconclusive	Negative	Positive	Percent positive	Total
FLORHAM PARK ENDOSCOPY CENTER		1			1
CONCENTRA - TAMPA EAST		1			1
WELLSTREET CLAIRMONT		1			1
APPLECARE URGENT CARE			1	100%	1
NORTHWEST TEXAS HEALTHCARE SYSTEM,INC			1	100%	1
MORELL			1	100%	1
MEDICAL UNIVERSITY OF SOUTH CAROLINA			1	100%	1
Stonespring Transitional Care		1			1
CHILDRENS HEALTHCARE CTE OF NORTHERN		1			1
CONVENIENT MD			1	100%	1
CARE ADVANTAGE			1	100%	1
RIVERTON CBOC			1	100%	1
AVANTARA REDFIELD		1			1
LAB. CORP. OF AMERICA			1	100%	1
PSL JAX BEACH OPERATIONS LLC			1	100%	1
MEMORIAL MEDICAL CENTER			1	100%	1
WATERSIDE HEALTH & REHAB CENTER, LLC		1			1
Kempsville Health and Rehab Center		1			1
MOUNTAINVIEW URGENT CARE VALLEY		1			1
NONA MEDICAL ARTS		1			1
SPELMAN COLLEGE DEPT OF HEALTH SERVICE		1			1
CROZER-CHESTER MEDICAL CENTER			1	100%	1
Kroger 527 - The Little Clinic Hwy 70 S.		1			1
FLORIDA CLINICAL RESEARCH CENTER, LLC			1	100%	1
JOHN D. ARCHBOLD MEMORIAL HOSPITAL			1	100%	1
STONESPRINGS HOSPITAL CENTER			1	100%	1
VIP STARNETWORK		1			1
Good Samaritan Society-Atkinson		1			1
NEMOURS CHILDRENS URGENT CARE			1	100%	1
NEW MILFORD HOSPITAL			1	100%	1
MIAMI CHILDRENS HOSPITAL MIDTOWN OUTPATIENT CENTER			1	100%	1
YOUR KIDS URGENT CARE			1	100%	1
TILLAMOOK COUNTY GENERAL HOSPITAL LAB		1			1
THE BRENNITY AT TRADITION			1	100%	1
ANDREWS			1	100%	1
SAINT PETE MRI			1	100%	1
PATHOLOGYT & LAB MEDICINE SERVICES			1	100%	1
BAY AREA HOSPITAL LAB & HST		1			1
PRIME CARE FAMILY MEDICINE			1	100%	1
TRIPLE O RESEARCH INSTITUTE PA			1	100%	1
Central Alabama Veterans HCS - East Campus		1			1
MEDICAL CENTER OF TRINITY - MOB		1			1
Elderwood at Lancaster		1			1
PEDIATRIC SPECIALTY CLINIC COLLIER			1	100%	1
Kroger 909 - The Little Clinic Hamilton			1	100%	1
BRADENTON CONVENTION CENTER□			1	100%	1
LAKE MARY DIALYSIS			1	100%	1

# COVID-19: testing by laboratory

Data through May 5, 2021 verified as of May 6, 2021 at 09:25 AM

Data in this report are provisional and subject to change.

The numbers in the table below represent the number of Florida and non-Florida residents for whom test results were received by the Department of Health. A person can be tested by more than one laboratory and can have both positive and negative results. **Therefore, the sum of the numbers in each column will be larger than the total number of people tested.**

Reporting lab	Inconclusive	Negative	Positive	Percent positive	Total
APPLECARE URGENT CARE KINGSLAND			1	100%	1
WALGREENS #05150		1			1
Riverside Nursing & Rehabilitation Center		1			1
AHC Dyersburg		1			1
HIGHLANDS CLINICAL LABORATORY			1	100%	1
PASCO COUNTY HEALTH DEPARTMENT			1	100%	1
CORVALLIS CLINIC PC LAB		1			1
LUMICO LIFE INSURANCE COMPANY		1			1
CENTER AT WATERFRONT		1			1
PENROSE HOSPITAL			1	100%	1
PROGRESSIVE MEDICAL LAB LLC			1	100%	1
ALTA BATES SUMMIT MEDICAL CENTER CLINICAL LAB			1	100%	1
BIODORON LABORATORIES			1	100%	1
PARKWAY REGIONAL MEDICAL CENTER LAB			1	100%	1
BRIDGEWAY CENTER INC			1	100%	1
BAPTIST HEALTH SURGERY CENTER			1	100%	1
COMMUNITY MEMORIAL HOSPITAL		1			1
CVS PA2867POCT FOLSOM		1			1
SPRINGBROOK HOSPITAL			1	100%	1
MEDEXPRESS URGENT CARE - LAWTON		1			1
Brio of Johnston		1			1
ULTIMATE DX CORP			1	100%	1
RIVERSIDE COUNTY PUBLIC HEALTH LABORATORY			1	100%	1
MEMORIAL PHYSICIANS LABORATORY			1	100%	1
WW Chem Auto SS			1	100%	1
MISSION REGIONAL MEDICAL CENTER			1	100%	1
Arbors at Gallipolis		1			1
MARYWOOD HEIGHTS		1			1
CLINTON DRUG STORE		1			1
NORTH BREVARD CHILDRENS MEDICAL CENTER			1	100%	1
Kroger 539 - The Little Clinic Memorial Blvd.		1			1
WALGREENS #10854		1			1
PACE UNIVERSITY HEALTH CARE		1			1
MAIN STREET PHARMACY OF MARCELLUS, INC		1			1
UNITED PHYSICIAN GROUP FAMILY MEDICINE OF HAMPTON		1			1
SUNY AT STONY BROOK			1	100%	1
CLINICAL LABORATORY DEPARTMENT			1	100%	1
SALEM HOSPITAL REGIONAL LABORATORY		1			1
RIDGE OPTUM FLORIDA			1	100%	1
SUMMIT HEALTHCARE REGIONAL MEDICAL		1			1
PHYSICIANS IMMEDIATE CARE			1	100%	1
INTERNAL MEDICINE GROUP OF WINTER HAVEN PA		1			1
FORT LOUDOUN PRIMARY CARE		1			1
PRESTIGE ER			1	100%	1
CHAMBREL AT PINECASTLE			1	100%	1
NHC HEALTH CARE CENTER		1			1
BARDMOOR EMERGENCY CARE CENTER			1	100%	1

# COVID-19: testing by laboratory

Data through May 5, 2021 verified as of May 6, 2021 at 09:25 AM

Data in this report are provisional and subject to change.

The numbers in the table below represent the number of Florida and non-Florida residents for whom test results were received by the Department of Health. A person can be tested by more than one laboratory and can have both positive and negative results. **Therefore, the sum of the numbers in each column will be larger than the total number of people tested.**

Reporting lab	Inconclusive	Negative	Positive	Percent positive	Total
SEABROOK EMS			1	100%	1
CFHC - FROSTPROOF			1	100%	1
TEMPLE TERRACE DIALYSIS			1	100%	1
CARESPOT - WELLINGTON			1	100%	1
METHODISM MIDLOTHIAN MEDICAL CENTER			1	100%	1
Canandaigua VAMC		1			1
IZ MEDICAL		1			1
CAN COMMUNITY HEALTH NORTH MIAMI, FL		1			1
Walgreens #5421		1			1
LACKAWANNA HEALTH AND REHAB CENTER		1			1
MEA PRIMARY CARE PLUS BYRAM			1	100%	1
KENDALL PEDIATRICS PARTNERS LLC			1	100%	1
CARENOW URGENT CARE – SPRING			1	100%	1
MEDEXPRESS URGENT CARE - WILLINGBORO		1			1
SUNRISE/QUAY COUNTY HEALTH CLINIC		1			1
IDAHO HEALTH DEPARTMENT			1	100%	1
PALOMAR MEDICAL CENTER			1	100%	1
NHSN_AIMS		1			1
SUNCOAST FAMILY MEDICAL ASSOCIATES			1	100%	1
LAKE CHELAN COMMUNITY HOSPITAL		1			1
Oakview Manor Health and Rehab		1			1
HEBER VALLEY MEDICAL CENTER			1	100%	1
BAYLOR SCOTT & WHITE ALL SAINTS MEDICAL CENTER FT			1	100%	1
CLARKSVILLE MANOR INC		1			1
CARE CENTER OF LAKE PLACID			1	100%	1
Good Samaritan Society - Mountian Lake		1			1
NORTH MIAMI BEACH SURGICAL CENTER			1	100%	1
MEDEXPRESS WELL - OLDSMAR			1	100%	1
PROVIDENCE HOSPITAL			1	100%	1
CARE CONNECTIONS AT HOME LLC			1	100%	1
STEELFUSION CLINICAL TOXICOLOGY LABS			1	100%	1
SOUTH TEXAS HEALTH SYSTEM ER - WARE ROAD			1	100%	1
INDIANA INTERNAL MEDICINE			1	100%	1
THYROID SPECIALTY LABORATORY			1	100%	1
Masonic Medical Research Institute			1	100%	1
LAKE WALES DIALYSIS CENTER			1	100%	1
URGENTMED			1	100%	1
CVS TX7824POCT GARLAND		1			1
PREVENTIVE CARDIOLOGY AND INTERNAL MEDICINE ASSOCI			1	100%	1
ORCHARD PARK HEALTH CARE AND REHABILITATION CENTER		1			1
PULSE MEDICAL DOCTOTS LLC			1	100%	1
CVS NV9586POCT RENO		1			1
NEW ULM MEDICAL CENTER			1	100%	1
LINK PHARMACY LLC		1			1
ATLANTIS VISION CENTER			1	100%	1
HANCOCK REGIONAL HOSPITAL		1			1
OXLEY PARK HEALTH & REHAB		1			1



# COVID-19: testing by laboratory

Data through May 5, 2021 verified as of May 6, 2021 at 09:25 AM

Data in this report are provisional and subject to change.

The numbers in the table below represent the number of Florida and non-Florida residents for whom test results were received by the Department of Health. A person can be tested by more than one laboratory and can have both positive and negative results. **Therefore, the sum of the numbers in each column will be larger than the total number of people tested.**

Reporting lab	Inconclusive	Negative	Positive	Percent positive	Total
WELLPATH			1	100%	1
SHANNON MEDICAL CENTER			1	100%	1
Encompass Health Rehab Hosp Salisbury		1			1
METHODIST HOSPITAL SOUTHLAKE			1	100%	1
HOME AIDE SVC OF EASTERN NY INC D/B/A		1			1
ASSOCIATESMD			1	100%	1
PROVIDENCE PORTLAND MEDICAL CENTER		1			1
Crisp Regional Nursing and Rehab Center		1			1
CARENOW URGENT CARE-HENDERSONVILLE		1			1
SOUTH DADE NURSING & REHABILITATION CENTER□			1	100%	1
Kroger 779 - The Little Clinic Georgetown		1			1
URGENT DOC -NACOGODOCHES CLINIC			1	100%	1
FAMILY PRACTICE OF CENTRAL FLORIDA PA			1	100%	1
AUSTIN ER LLC			1	100%	1
Chateau Dville Rehab & Retirement		1			1
Marysville Care Center		1			1
DORA HOME CARE			1	100%	1
THE INTERNAL MEDICAL GROUP		1			1
LIFE CARE CENTER OF HILTON HEAD		1			1
EVANS FAMILY CARE PA			1	100%	1
AVON PARK CLUSTER		1			1
ARIZONA STATE LABORATORY			1	100%	1
HARDVARD VANGUARD MEDICAL ASSOCIATES - NEEDHAM			1	100%	1
MEMORIAL HOSPITAL LOS BANOS			1	100%	1
WHEATON FRANCISCAN LABORATORY			1	100%	1
Grays Harbor Health and Rehabilitation		1			1
CHC			1	100%	1
Arlington Care Center			1	100%	1
AVERA SACRED HEART HOSPITAL			1	100%	1
VA Texas Valley Coastal Bend Harlingen HCC		1			1
ST FRANCIS MEDICAL CENTER			1	100%	1
BLUE RIDGE URGENT CARE MORGANTON			1	100%	1
WALMART PHARMACY 10-4554		1			1
Churchman Village LLC		1			1
MBMG OF WINTER HAVEN			1	100%	1
Absolut Care of Gasport		1			1
EAST END PEDIATRICS		1			1
ADVANCED LABORATORY SERVICES			1	100%	1
ADDINGTON PLACE EAST LAKE		1			1
SAINT FRANCIS HOSPITAL			1	100%	1
ISSAM ALBANNA MD PA			1	100%	1
DR Q PEDIATRICS			1	100%	1
YUMA REGIONAL MEDICAL CENTER			1	100%	1
BEACH CARE PLLC			1	100%	1
JACKSON GENERAL HOSPITAL			1	100%	1
REDMOND REGIONAL MEDICAL CENTER			1	100%	1
TMH URGENT CARE CENTER			1	100%	1

# COVID-19: testing by laboratory

Data through May 5, 2021 verified as of May 6, 2021 at 09:25 AM

Data in this report are provisional and subject to change.

The numbers in the table below represent the number of Florida and non-Florida residents for whom test results were received by the Department of Health. A person can be tested by more than one laboratory and can have both positive and negative results. **Therefore, the sum of the numbers in each column will be larger than the total number of people tested.**

Reporting lab	Inconclusive	Negative	Positive	Percent positive	Total
DOYLESTOWN HOSPITAL			1	100%	1
GENEVA FAMILY HEALTH			1	100%	1
RIO GRANDE REGIONAL HOSPITAL FAMILY PRACTICE CLINC			1	100%	1
CLEVELAND HEARTLAB			1	100%	1
Greene Meadows Nursing and Rehabilitation Center		1			1
LONESTAR 24HRER MANAGEMENT LLC DBA LONESTAR 24HRER			1	100%	1
Melbourne Terrace Rehabilitation Center			1	100%	1
HUNTERS CREEK MEDICAL ASSOCIATES PA		1			1
TAMPA FAMILY HEALTH CENTERS			1	100%	1
Good Shepherd Fairview Home, Inc.		1			1
NULEASE MEDICAL SOLUTIONS			1	100%	1
CVS MA634POCT KINGSTON			1	100%	1
ECHCS - Jewell Clinic		1			1
MID-SOUTH URGENT CARE, PLLC			1	100%	1
ROSE MEDICAL CENTER LAB			1	100%	1
MEMORIAL HOSPITAL AT GULFPORT			1	100%	1
Consulate Health Care of Tallahassee			1	100%	1
MYCLINIC, INC			1	100%	1
EMERALD HEALTH CARE		1			1
Medilodge of Midland		1			1
Franklin D. Roosevelt VAMC		1			1
JOHN HOPKINS WELLNESS CENTER PEPSICO			1	100%	1
MEMORIAL HERMANN OCCUPATIONAL HEALTH			1	100%	1
BIOLOGICAL AND CHEMICAL EMERGENCIES LABORATORY			1	100%	1
NEMOURS CHILDREN'S PRIMARY CARE			1	100%	1
PUBLIC HEALTH LABORATORIES			1	100%	1
DORAL KIDNEY CENTER			1	100%	1
SEATTLE-KING COUNTY			1	100%	1
ADVENTHEALTH MEDICAL GROUP UROLOGY AT EAST ORLANDO		1			1
Signature HealthCare of Bowling Green		1			1
Robert J Dole VAMC		1			1
INFINITY HOME CARE OF PORT CHARLOTTE, LLC			1	100%	1
Smg At Bridgewater Family Medicine		1			1
SAINT JOSEPHS HOSPITAL OF ATLANTA			1	100%	1
NORWOOD HEALTH CENTER		1			1
HATLEY HEALTH CARE, INC		1			1
CRESTHAVEN			1	100%	1
Life Care Center of Paradise Valley		1			1
HEALTH & WELLNESS PROFESSIONALS INC			1	100%	1
CLEVELAND CLINIC OUTPATIENT LABORATORY			1	100%	1
SPORTS MEDICINE CLINIC - U OF WYOMING			1	100%	1
Jenkins Living Center		1			1
LAB TEST KENDALL LLC		1			1
Heartland of Pittsburgh PA, LLC		1			1
GENESIS MICROBIOLOGY LAB		1			1
Miller Health Care Center			1	100%	1
LIFE CARE CENTER OF CLEVELAND		1			1

# COVID-19: testing by laboratory

Data through May 5, 2021 verified as of May 6, 2021 at 09:25 AM

Data in this report are provisional and subject to change.

The numbers in the table below represent the number of Florida and non-Florida residents for whom test results were received by the Department of Health. A person can be tested by more than one laboratory and can have both positive and negative results. **Therefore, the sum of the numbers in each column will be larger than the total number of people tested.**

Reporting lab	Inconclusive	Negative	Positive	Percent positive	Total
PEDIATRIC PARTNERS ZEPHYRHILLS			1	100%	1
CMC MERCY LABORATORY			1	100%	1
PROGRESSIVE URGENT CARE, PC			1	100%	1
Chesapeake Shores - Signature HealthCare LLC		1			1
FORT MYERS DIALYSIS		1			1
HEARTLAND OF ZEPHYRHILLS FL, LLC			1	100%	1
CHILDRENS DOCTOR OF TAMPA BAY, THE			1	100%	1
LANGLADE			1	100%	1
ALLEGHENY COUNTY HEALTH DEPARTMENT - PUBLIC HEALTH LABORATORY			1	100%	1
OUCH URGENT CARE			1	100%	1
STAT EMERGENCY CENTER			1	100%	1
AMERICA'S ER SITE 002 LLC			1	100%	1
MT VIEW			1	100%	1
San Antonio Residence and Rehabilitation Center		1			1
FAU MEMORY & WELLNESS CENTER			1	100%	1
JUPITER MEDICAL GROUP			1	100%	1
Avantara Lake Norden		1			1
PEDIATRIC ASSOCIATES - JACKSONVILLE			1	100%	1
LEE MEMORIAL HEALTH SYSTEMS HOME HEALTH		1			1
MEDICAL ASSOCIATES OF CARTER		1			1
EAST LANSING OPCO		1			1
MEDEXPRESS URGENT CARE-BRENTWOOD		1			1
DPH OP LAB			1	100%	1
MOUNT DORA DIALYSIS			1	100%	1
TRANSCEND PERFORMANCE AND LIFESTYLE INSTITUTE			1	100%	1
HEALTH SERVICES-COLUMBIA COLLEGE		1			1
MEDEXPRESS URGENT CARE - BENTONVILLE		1			1
ADVENTHEALTH SENIOR CARE AT ORMOND			1	100%	1
HEALTHCARE PARTNERS FAMILY MEDICINE LLC			1	100%	1
FLORIDA WATERMAN HOSPITAL			1	100%	1
MULTICARE PHYSICIANS			1	100%	1
SARASOTA MEMORIAL HOSPITAL		1			1
HARDIN MEMORIAL HOSPITAL - HEARTLAND PATHOLOGY CONSULTANTS			1	100%	1
SUNSHINE URGENT CARE			1	100%	1
Heritage of Red Cloud		1			1
Summit Medical Group Morristown Oncology		1			1
PROGRESSIVE MEDICAL RESEARCH			1	100%	1
ROSLYN INTERNAL MEDICINE		1			1
YOUTH HEALTH CENTER OF HUNTINGTON		1			1
AristaCare at Meadow Springs		1			1
DOCTORS MEDICAL CENTER			1	100%	1
Good Samaritan Society - Albion		1			1
SANCHEZ CAZAU MEDICAL GROUP			1	100%	1
Manor Care of Dallastown d/b/a ManorCare Health Services - Dallastown		1			1
WMG URGENT CARE WOODSTOCK			1	100%	1
JPS HEALTH CENTER AT TRUE WORTH PLACE			1	100%	1
CVS IL2297651CV JOLIET		1			1

# COVID-19: testing by laboratory

Data through May 5, 2021 verified as of May 6, 2021 at 09:25 AM

Data in this report are provisional and subject to change.

The numbers in the table below represent the number of Florida and non-Florida residents for whom test results were received by the Department of Health. A person can be tested by more than one laboratory and can have both positive and negative results. **Therefore, the sum of the numbers in each column will be larger than the total number of people tested.**

Reporting lab	Inconclusive	Negative	Positive	Percent positive	Total
FLORIDA HEART AND VASCULAR MULTISPECIALTY GROUP PA			1	100%	1
Bayou Vista Community Care Center			1	100%	1
Trenton Health and Rehabilitation		1			1
SEVEN HILLS HEALTHCARE GROUP LLC DBA		1			1
ASHLEY PEDIATRICS DAY & NIGHT CLINIC			1	100%	1
ERIE COUNTY EMERGENCY SERVICES DIV OF		1			1
Kroger - KRO03400316			1	100%	1
Encompass Health Rehab Hosp Tinton Falls		1			1
Northwest Metro VA OPC		1			1
SOUTHERN FAMILY HEALTH			1	100%	1
SMYTH COUNTY COMMUNITY HOSPITAL LABORATORY			1	100%	1
HSRE-ASL CASSELBERRY TRS, LLC			1	100%	1
Premier Estates of Dublin, LLC		1			1
MEMORIAL SATILLA HEALTH			1	100%	1
FLOYD MEDICAL CENTER/CLINICAL LAB		1			1
REGIONAL MED CTR BAYONET POINT			1	100%	1
VERITAS GENETICS, INC.			1	100%	1
Ashland Place Health and Rehabilitation, LLC		1			1
JOHN PETER SMITH HOSPITAL- OB TRIAGE			1	100%	1
DEVITA		1			1
ST JOSEPHS CHILDRENS HOSPITAL PEDI TRANSPORT			1	100%	1
HEALTHPLUS			1	100%	1
NIHCC			1	100%	1
TANNER MEDICAL CENTER VILLA RICA		1			1
HUDSON REGIONAL HOSPITAL			1	100%	1
ATHENS MEDICAL CENTER			1	100%	1
Washington County Nursing HMe			1	100%	1
SUN CITY DIAGNOSTIC CENTER			1	100%	1
SUN LABORATORY SERVICES,INC			1	100%	1
ELLICOTT CENTER FOR REHABILITATION AND		1			1
SHERIDAN VAMC		1			1
SUTTER HEALTH SACRAMENTO SIERRA REGION			1	100%	1
WELLINGTON WEST 100176			1	100%	1
Waycross VA CBOC		1			1
Kroger 618 - The Little Clinic Trail Creek Village		1			1
GWINNETT MEDICAL CENTER			1	100%	1
ENT AND ALLERGY ASSOCIATES, LLP		1			1
TILE PHARMACY		1			1
WESTOX LABS		1			1
ADVANCED MEDICAL LABORATORIES (AML)			1	100%	1
WESTMINSTER COLLEGE		1			1
SAINT ALPHONSUS REGIONAL MEDICAL CENTER			1	100%	1
SAINT AGNES HOSPITAL			1	100%	1
EMERY MEDICAL CENTER			1	100%	1
MINUTECLINIC DIAGNOSTIC OF TN PC #6437		1			1
ST LUKE'S BOISE REGIONAL MEDICAL CENTER		1			1
POUDRE VALLEY HOSPITAL			1	100%	1

# COVID-19: testing by laboratory

Data through May 5, 2021 verified as of May 6, 2021 at 09:25 AM

Data in this report are provisional and subject to change.

The numbers in the table below represent the number of Florida and non-Florida residents for whom test results were received by the Department of Health. A person can be tested by more than one laboratory and can have both positive and negative results. **Therefore, the sum of the numbers in each column will be larger than the total number of people tested.**

Reporting lab	Inconclusive	Negative	Positive	Percent positive	Total
MORGAN MEDICAL CENTER		1			1
MEDEXPRESS URGENT CARE-HAVERHILL		1			1
QUALITY LAB			1	100%	1
BMRHC HARRISON		1			1
HIGHLAND LABORATORY			1	100%	1
ORMOND PEDIATRICS PA			1	100%	1
SOUTHERN OHIO MEDICAL CENTER			1	100%	1
VICTORIA PAIN AND REHABILITATION CENTER			1	100%	1
PUBLIX PHARMACY #0332		1			1
PANCARE HEALTH - BRUCE			1	100%	1
CHATSWORTH ASSISTED LIVING COMMUNITY AT PGA NATIONAL			1	100%	1
WILMINGTON NURSING AND REHAB			1	100%	1
ALTAMONTE SPRINGS WALK IN MED CENTER			1	100%	1
SISTERS MISSION			1	100%	1
ALL AMERICAN FAMILY AND GERIATRIC CARE			1	100%	1
TITUSVILLE TOWERS ASSISTED LIVING		1			1
Altenheim Senior Living		1			1
MAHONEY PEDIATRICS PA			1	100%	1
DOCTORS HOSPITAL OF LAREDO			1	100%	1
UHEALTH LEJEUNE INTERNAL MEDICINE			1	100%	1
GATEWAY COMMUNITY SERVICES INC			1	100%	1
FIT4LIFE MEDICAL CENTER			1	100%	1
CASA DE ORO CARE AND REHABILITATION CE		1			1
SOUTH FLORIDA EVALUATION AND TREATMENT		1			1
BAPTIST HEALTH PRIMARY CARE AT CUTLER BAY			1	100%	1
WEST FLORIDA MEDICAL CENTER CLINIC			1	100%	1
MEDICAL CITY LAS COLINAS			1	100%	1
CARSON NURSING AND REHABILITATION CENTER		1			1
MARYLAND DEPARTMENT OF HEALTH AND MENTAL HYGIENE			1	100%	1
ALBUQUERQUE INDIAN HEALTH CENTER		1			1
FRESENIUS MEDICAL CARE TRADTION			1	100%	1
Juniper Village at Bucks County		1			1
MEDEXPRESS URGENT CARE - MT EPHRAIM		1			1
MARTIN LUTHER KING RENAL INSTITUTE			1	100%	1
DEVLIN MANOR NURSING AND REHABILITATION		1			1
SETON HILL UNIVERSITY		1			1
HEALTH CARPENTER PLLC		1			1
MID-FLORIDA PATHOLOGY LLC		1			1
NATIONAL GENETIC INSTITUTE			1	100%	1
American Fork Care Center dba Heritage Care Center		1			1
Orange City Nursing and Rehab Center			1	100%	1
MD NOW MEDICAL CENTERS, INC			1	100%	1
Nemours Children's Clinic-Orla			1	100%	1
GADSDEN FAMILY PRACTICE		1			1
WAKE FOREST MEDICAL CENTER LABORATORY			1	100%	1
ARTESIAN HOME		1			1
Franciscan Convalescent Hospital		1			1



# COVID-19: testing by laboratory

Data through May 5, 2021 verified as of May 6, 2021 at 09:25 AM

Data in this report are provisional and subject to change.

The numbers in the table below represent the number of Florida and non-Florida residents for whom test results were received by the Department of Health. A person can be tested by more than one laboratory and can have both positive and negative results. **Therefore, the sum of the numbers in each column will be larger than the total number of people tested.**

Reporting lab	Inconclusive	Negative	Positive	Percent positive	Total
SIGNATURE CARE MIDLAND			1	100%	1
JEFFREY A HIRSCHFIELD, MD PA			1	100%	1
Piqua Manor		1			1
ADVENTHEALTH HOME CARE WATERMAN			1	100%	1
Mountain City Care and Rehabilitation Center		1			1
Parkside Manor		1			1
NABI		1			1
IVY CREEK FAMILY CARE OF TROY			1	100%	1
PALMETTO CHARTER SCHOOL□		1			1
MEDCARE QUALITY MEDICAL CENTER LLC			1	100%	1
GAMMA HEALTHCARE, INC		1			1
PAUL C SCHWARTZ & MELVIN L WEIDMAN		1			1
Kroger 588 - The Little Clinic Thompsons Station		1			1
EXACCARE KINGSTON, LLC			1	100%	1
ALL PRO ORTHOPEDICS & SPORTS MEDICINE, PA			1	100%	1
CONSULATE HEALTH CARE OF VERO BEACH			1	100%	1
SMA BEHAVIORAL HEALTH SERVICES INC		1			1
MEDIPLUS CLINIC, INC			1	100%	1
TMH PHYSICIAN PARTNERS QUINCY			1	100%	1
ADVANCE HEALTH AND WELLNESS SOLUTIONS			1	100%	1
WALGREENS #5130			1	100%	1
FLORIDA DIGESTIVE AND LIVER SPECIALISTS			1	100%	1
SYNAPSE ANALYTICAL LABS		1			1
HIGH DESERT COURT GROUP HOME			1	100%	1
ATMORE COMMUNITY HOSPITAL			1	100%	1
SARASOTA MEMORIAL HEALTHCARE			1	100%	1
park avenue extended care		1			1
LIFESTREAM BEHAVIORAL CENTER INC			1	100%	1
NEMOURS CHILDREN'S PRIMARY CARE			1	100%	1
MEDICAL EXAMINERS OFFICE, LEESBURG			1	100%	1
St. Catherine's manor of Findlay		1			1
JOHN MANCHIN SR HEALTH CARE CENTER		1			1
KIOSK MEDICINE KENTUCKY LLC		1			1
NEW RIVER HEALTH DISTRICT			1	100%	1
SOMA MEDICAL CENTER PA #4			1	100%	1
COASTAL PEDIATRICS LLC			1	100%	1
LOUISIANA STATE LAB			1	100%	1
Diversicare of Ripley		1			1
SHAW MEDICAL GROUP LLC			1	100%	1
EMPATH HOME HEALTH LLC			1	100%	1
FRITZINGERTOWN SENIOR LIVING		1			1
SANTA CRUZ COUNTY HEALTH SERVICES			1	100%	1
DSL TENANT II LLC			1	100%	1
MINUTE CLINIC DIAGNOSTIC MED GRP OF CA		1			1
INFANTS & CHILDREN PA			1	100%	1
MID FLORIDA DERMATOLOGY ASSOCIATES PA			1	100%	1
UF HEALTH EMERGENCY CENTER LABORATORY		1			1

# COVID-19: testing by laboratory

Data through May 5, 2021 verified as of May 6, 2021 at 09:25 AM

Data in this report are provisional and subject to change.

The numbers in the table below represent the number of Florida and non-Florida residents for whom test results were received by the Department of Health. A person can be tested by more than one laboratory and can have both positive and negative results. **Therefore, the sum of the numbers in each column will be larger than the total number of people tested.**

Reporting lab	Inconclusive	Negative	Positive	Percent positive	Total
AMBRY GENETICS CORP	1				1
PUTNAM COUNTY PUBLIC HEALTH UNIT WIC		1			1
WALGREENS #06025		1			1
LABORATORY COPRORATION OF AMERICA			1	100%	1
METRO HEALTH HOSPITAL LABORATORY		1			1
Caldwell Care		1			1
UNIVERSITY OF MARYLAND PATHOLOGY ASSOCIATES			1	100%	1
CLINICAL CARE, INC			1	100%	1
GATEWAY FAMILY HEALTH CLINIC			1	100%	1
WELLCARE URGENT CARE			1	100%	1
KEY WEST BRANCH MEDICAL CLINIC			1	100%	1
BANNER UNIVERSITY MEDICAL CENTER			1	100%	1
BAPTIST EMERGENCY HOSPITAL - KELLY			1	100%	1
STUDENT HEALTH CENTER			1	100%	1
COVE AT THE MARBELLA,THE			1	100%	1
Kroger 894 - The Little Clinic NEC		1			1
MEDEXPRESS URGENT CARE - LEOMINSTER		1			1
Pelican Health Norfolk			1	100%	1
GULF COUNTY HEALTH DEPARTMENT			1	100%	1
Walgreens #12153		1			1
ALIMETRIX INC		1			1
ANDERSON NURSING CENTER			1	100%	1
THE EMORY CLINIC			1	100%	1
ASHLEY PEDIATRICS DAY AND NIGHT CLINIC			1	100%	1
MRMC LAB MICRO			1	100%	1
RYE BEACH PHARMACY INC		1			1
BARTLE'S PHARMACY INC			1	100%	1
WALGREENS #10308		1			1
CAH ACQUISITION COMPANY 11 LLC			1	100%	1
Parkview Care Center			1	100%	1
MOUNT SINAI HOSPITAL OF QUEENS			1	100%	1
WALKIN MEDICAL URGENT CARE,NEW CITY			1	100%	1
FLORIDA DEPARTMENT OF HEALTH PALM BEACH COUNTY			1	100%	1
CEPERO PEDIATRICS PA			1	100%	1
WESTCOAST FAMILY PRACTICE		1			1
Salem Hills Rehabilitation and Nursing Center		1			1
2504-HOMEWOOD		1			1
THE HOSPITALS OF PROVIDENCE EMERGENCY ROOM			1	100%	1
EUROFINS PHOENIX			1	100%	1
LOGAN COUNTY HOSPITAL			1	100%	1
WALKERS DRUG STORE			1	100%	1
FIVE STAR PREMIER RESIDENCES OF POMPANO BEACH			1	100%	1
ST. MICHAEL'S ELITE HOSPITAL			1	100%	1
GENESIS HEALTH SYSTEM			1	100%	1
IMMERSION RECOVERY CENTER LLC			1	100%	1
Rosa Coplon Jewish Home and Infirmary		1			1
WORKFORCE HEALTH DEPARTMENT			1	100%	1

# COVID-19: testing by laboratory

Data through May 5, 2021 verified as of May 6, 2021 at 09:25 AM

Data in this report are provisional and subject to change.

The numbers in the table below represent the number of Florida and non-Florida residents for whom test results were received by the Department of Health. A person can be tested by more than one laboratory and can have both positive and negative results. **Therefore, the sum of the numbers in each column will be larger than the total number of people tested.**

Reporting lab	Inconclusive	Negative	Positive	Percent positive	Total
Kroger 016 - The Little Clinic Centennial		1			1
CULVER CITY URGENT CARE			1	100%	1
CENTRAL CAROLINA HOSPITAL			1	100%	1
HEALTH GUAGE			1	100%	1
ADVANCED RESEARCH INSTITUTE			1	100%	1
PATIENT FIRST - SICKLERVILLE		1			1
SACRED HEART MEDICAL CENTER			1	100%	1
ELKTON TRANSITIONAL CARE CENTER		1			1
PEDIATRIC ASSOC OF JACKSONVILLE PA			1	100%	1
SC-GA2018 THE RIDGE REHABILITATION & H		1			1
PIEDMONT URGENT CARE - CONYERS		1			1
MEDEXPRESS URGENT CARE - PINE BLUFF S		1			1
LAKE VIEW COURT		1			1
SILVER SPRINGS SHORES DIALYSIS			1	100%	1
NEW HORIZON PRIMARY CARE LLC			1	100%	1
Avista Nursing and Rehab			1	100%	1
US LABORATORIES			1	100%	1
VANAJA SUREDDI MD PA			1	100%	1
Raleigh Center (WV)			1	100%	1
BRISTOL REGINAL MEDICAL CENTER			1	100%	1
Traymore Nursing Center		1			1
PALMETTO LANDING			1	100%	1
TMH PHYSICIAN PARTNERS WAKULLA			1	100%	1
HOLMES FAMILY PRACTICE PA			1	100%	1
MEMORIAL HERMANN MEDICAL GROUP-ATASCOCITA PEDS			1	100%	1
RENEGADEXBIO, PBC	1				1
PATIENT FIRST - GARRISONVILLE			1	100%	1
FAMILY MEDICAL CENTERS			1	100%	1
BACON COUNTY HOSPITAL		1			1
SPECTRUM LUDINGTON			1	100%	1
ADVANCED INDIVIDUALIZED MEDICINE OF NAPLES			1	100%	1
WINTER GARDEN CHILDREN'S HEALTH CENTERS			1	100%	1
Peninsula Nursing and Rehabilitation Center		1			1
NORTHERN KENTUCKY HEALTH DEPARTMENT			1	100%	1
PENNY PEDIATRICS		1			1
WESTON COUNTY HEALTH SERVICES			1	100%	1
GULF BREEZE TREATMENT CENTER, LLC			1	100%	1
HALE KUPUNA HERITAGE HOME		1			1
WASHINGTON SOLDIERS HOME AND COLONY		1			1
REGIONAL MEDICAL CENTER			1	100%	1
BROOKS REHAB			1	100%	1
Accordius Health at Harrisonburg		1			1
INNOVATIVE HEALTH DIAGNOSTIC OF CALIFORNIA			1	100%	1
PINELLAS POINT NURSING AND REHAB CENTER			1	100%	1
INTERIM HEALTHCARE			1	100%	1
NORTH COUNTY MEDICAL LAB			1	100%	1
NORTH BROWARD MEDICAL CENTER			1	100%	1

# COVID-19: testing by laboratory

Data through May 5, 2021 verified as of May 6, 2021 at 09:25 AM

Data in this report are provisional and subject to change.

The numbers in the table below represent the number of Florida and non-Florida residents for whom test results were received by the Department of Health. A person can be tested by more than one laboratory and can have both positive and negative results. **Therefore, the sum of the numbers in each column will be larger than the total number of people tested.**

Reporting lab	Inconclusive	Negative	Positive	Percent positive	Total
NORTH CAROLINA STATE LABORATORY OF PUBLIC HEALTH, SPECTRUM LAB NETWORK			1	100%	1
GATEWAY HEALTHCARE, PC			1	100%	1
HAYS CLINICAL LAB			1	100%	1
CENTRAL FLA PEDIATIC URGENT CARE LLC		1			1
PEDIATRIC ASSOCIATES OF JULINGTON CREEK			1	100%	1
MYLAN-SOUTH POINT PA		1			1
D'YOUVILLE SCHOOL OF PHARMACY		1			1
KROGER 915 - THE LITTLE CLINIC ANDERSON			1	100%	1
ManorCare Health Services-Monroeville		1			1
UT MD ANDERSON CANCER CENTER-TUMOR MARKER LAB			1	100%	1
INTERIM HEALTHCARE OF PALM COAST			1	100%	1
GREATER MIAMI DIALYSIS			1	100%	1
CELEBRATION FAMILY PHYSICIANS LLC			1	100%	1
SPRINGFIELD HOSPITAL			1	100%	1
VIVIAN SIMMONS FAMILY PRACTICE			1	100%	1
CENTRAL FLORIDA HOSPITALIST			1	100%	1
LAKELAND MEDICAL CENTER			1	100%	1
CVS IL7142POCT LOCKPORT		1			1
COURTLAND TERRACE		1			1
Cerenity Senior Care-White Bear Lake		1			1
TAYLOR COUNTY HEALTH DEPARTMENT			1	100%	1
A.G. Rhodes		1			1
NORTH WEST FLORIDA DIAGNOSTIC ENOCRINOLOGY CLINIC			1	100%	1
Alden Lincoln Park			1	100%	1
ENCOMPASS HEALTH REHAB HOSP TOMS RIVER		1			1
AURORA CONSOLIDATED LABORATORY			1	100%	1
JET MEDICAL CENTER			1	100%	1
RADIANCE HEALTH RX		1			1
MEDEXPRESS URGENT CARE - JACKSON		1			1
Hillside Manor Rehabilitation and Extended Care Center		1			1
Kroger 569 - The Little Clinic Gallatin		1			1
ALLEGANY COUNTY DEPARTMENT OF HEALTH		1			1
INDIGO PALMS			1	100%	1
The Center at Centennial			1	100%	1
LAKELAND REGIONAL HEALTH AUBURNDALE		1			1
UNITED HOSPITAL CENTER LABORATORY			1	100%	1
Hinesville VA Clinic		1			1
SINAI URGENT CARE FORT WORTH, LLC			1	100%	1
RANDOLPH-MACON COLLEGE			1	100%	1
Kroger 705 - The Little Clinic Richmond		1			1
MEMORIAL HOSPITAL MIRAMAR WAIVED TESTING			1	100%	1
AUBURNDALE DOCTOR TODAY			1	100%	1
CLEVELAND CLINIC FLORIDA WAIVED			1	100%	1
FAMILY HEALTHCARE SERVICES			1	100%	1
STITCHES ACUTE CARE CENTER OF CHEYENNE			1	100%	1
HENRICO DOCTORS HOSPITAL LABORATORY			1	100%	1
NOORANI MEDICAL CENTER LLC			1	100%	1

# COVID-19: testing by laboratory

Data through May 5, 2021 verified as of May 6, 2021 at 09:25 AM

Data in this report are provisional and subject to change.

The numbers in the table below represent the number of Florida and non-Florida residents for whom test results were received by the Department of Health. A person can be tested by more than one laboratory and can have both positive and negative results. **Therefore, the sum of the numbers in each column will be larger than the total number of people tested.**

Reporting lab	Inconclusive	Negative	Positive	Percent positive	Total
URGENT CARE NORTHWEST		1			1
BROOKSVILLE REGIONAL HOSPITAL			1	100%	1
PALM COTTAGE OPERATOR LLC			1	100%	1
ADVANCE CARDIOVASCULAR IMAGING, INC			1	100%	1
Wedgewood Manor		1			1
Davie Nursing & Rehabilitation Center		1			1
WINCHESTER URGENT CARE, PC		1			1
WESLEY MEDICAL CENTER			1	100%	1
Walgreens #11724		1			1
ADVANCED CARDIOVASCULAR DIAGNOSTICS PL		1			1
PARKVIEW MANOR NURSING HOME		1			1
PHYSICIANS URGENT CARE			1	100%	1
JOHN H. STROGER, JR. HOSPITAL OF COOK COUNTY			1	100%	1
EH FARGO HOSPITAL LABORATORY			1	100%	1
CVS OH3481POCT MARYSVILLE		1			1
CHILDRENS AT NORTH POINT URGENT CARE L		1			1
CVS SC4288POCT ROCK HILL			1	100%	1
FIRSTCARE MEDICAL CENTER			1	100%	1
COLLINS NURSING HOME		1			1
ABRAKIDABRA KIDS CLINIC			1	100%	1
Vista Park			1	100%	1
PEDIATRIC PARTNERS			1	100%	1
MIAMI JEWISH DIALYSIS			1	100%	1
INTERIM HHA OF ST AUGUSTINE INC		1			1
PHYSICIAN ASSOCIATES, LLC			1	100%	1
URGENT CARE OF COASTAL GEORGIA			1	100%	1
HEARTLAND NURSING & REHABILITATION		1			1
Diversicare of Smyrna		1			1
GIBSON AREA PRIMARY CARE			1	100%	1
VA ST LOUIS HEALTH CARE SYSTEM			1	100%	1
Lemont Nursing and Rehab Center			1	100%	1
DESTIN SURGERY CENTER LTD		1			1
SIPERSTEIN DERMATOLOGY LLC			1	100%	1
NEMOURS CHILDREN'S			1	100%	1
ROSE HAVEN NURSING CENTER		1			1
ROCKLEDGE HEALTH & REHABILITATION CENTER			1	100%	1
St. Anthonys Nursing and Rehab			1	100%	1
Williamstown Commons			1	100%	1
FLORIDA MEDICAL CLINIC PA GI			1	100%	1
BGB SUMMIT MEDICAL GROUP		1			1
GALVESTON COUNTY HEALTH DISTRICT			1	100%	1
SKYRIDGE CLINICAL ASSOCIATES		1			1
WESTEX URGENT CARE, PLLC			1	100%	1
SUNCOAST RESEARCH GROUP LLC			1	100%	1
TEXAS HEALTH HARRIS METHODIST HOSPITAL			1	100%	1
DILELLA			1	100%	1
KEY BISCAYNE PEDIATRIC ASSOCIATES INC			1	100%	1



# COVID-19: testing by laboratory

Data through May 5, 2021 verified as of May 6, 2021 at 09:25 AM

Data in this report are provisional and subject to change.

The numbers in the table below represent the number of Florida and non-Florida residents for whom test results were received by the Department of Health. A person can be tested by more than one laboratory and can have both positive and negative results. **Therefore, the sum of the numbers in each column will be larger than the total number of people tested.**

Reporting lab	Inconclusive	Negative	Positive	Percent positive	Total
SELECT SPECIALTY HOSPITAL - ORLANDO SOUTH			1	100%	1
MEDHEALTH CLINICAL INC			1	100%	1
PALMETTO PRIMARY CARE PHYSICIANS			1	100%	1
REHABILITATION CENTER OF SOUTH GEORGIA		1			1
RAYMOND F CARON MD			1	100%	1
Freedom Pointe at The Villages			1	100%	1
CYPRESS CREEK DIALYSIS CTR			1	100%	1
DORNOCH PLACE DEL PRADO		1			1
SILVERMAN			1	100%	1
HEALTH CLINIC,THE		1			1
Livingston County Center for Nursing and Rehabilitation		1			1
FAITH FAMILY PRACTICE			1	100%	1
VITAL CARE			1	100%	1
PINECREST MANOR		1			1
ST JUDE CARE CENTER		1			1
CARENOW-MONTGOMERY			1	100%	1
URGENT 202 COX CREEK PKWY		1			1
Remarkable Healthcare Dallas			1	100%	1
OMNICARE PHARMACY OF TEXAS 1, LP		1			1
APC HEALTH LLC			1	100%	1
JP MORGAN CHASE HEALTH SERVICES			1	100%	1
MEDICAL LIFE-INC GUIDEWELL EMERGENCY MEDICINE			1	100%	1
AVERA HEART HOSPITAL OF SD			1	100%	1
AESTHETIC PHYSICIANS PC			1	100%	1
Sherwood Oaks Health Center			1	100%	1
LAKEWOOD RANCH URGENT CARE PA			1	100%	1
MIAMI-DADE COUNTY HEALTH DEPT.		1			1
MEMORIAL HERMANN SOUTHWEST HOSPITAL			1	100%	1
FREDERICK AVENUE GROUP HOME		1			1
Walgreens #3049		1			1
BAPTIST HOSPITAL EAST			1	100%	1
ASSOCIATES MD MEDICAL GROUP INC			1	100%	1
MCR HEALTH MEDICAL EXPRESS			1	100%	1
CONNECTICUT PEDIATRICS @ CHC		1			1
Kroger - KR001100688			1	100%	1
LABTECH DIAGNOSTICS			1	100%	1
AMBULATORY CARE CLINIC, LLC			1	100%	1
NEXTCARE SUN CITY			1	100%	1
NEXTCARE POWER			1	100%	1
NORTHEAST GEORGIA HEALTH SYSTEM			1	100%	1
RENOWN REGIONAL MEDICAL CENTER			1	100%	1
PALM BEACH COUNTY SHERIFF OFFICE			1	100%	1
PHOEBE PRIMARY CARE CAMILLA			1	100%	1
PORT ORANGE DIALYSIS			1	100%	1
NOVANT HEALTH PRINCE WILLIAM WELLNESS CENTER			1	100%	1
LANGLEY DIALYSIS			1	100%	1
CONNECTICUT CVS PHARMACY, LLC		1			1

# COVID-19: testing by laboratory

Data through May 5, 2021 verified as of May 6, 2021 at 09:25 AM

Data in this report are provisional and subject to change.

The numbers in the table below represent the number of Florida and non-Florida residents for whom test results were received by the Department of Health. A person can be tested by more than one laboratory and can have both positive and negative results. **Therefore, the sum of the numbers in each column will be larger than the total number of people tested.**

Reporting lab	Inconclusive	Negative	Positive	Percent positive	Total
SOPHIA MEDICAL ASSOCIATES, PC			1	100%	1
UNIVERSITY PLACE NURSING CENTER		1			1
TREASURE COAST MEDICAL CONCIERGE LLC			1	100%	1
VA NCHCS - Mather Division		1			1
HUNTSVILLE HOSPITAL			1	100%	1
CARDIAC AND VASCULAR CONSULTANTS MD PA		1			1
HENRY FORD HOSPITAL			1	100%	1
SCHUYLER HOSPITAL		1			1
MAINE HEALTH AND ENVIRONMENTAL TESTING LABORATORY			1	100%	1
MT SINA1 HOSPICE			1	100%	1
WOOD COUNTY HEALTH DEPARTMENT			1	100%	1
BAYMEADOWS PEDIATRIC CARE		1			1
UNIVERSITY OF MIAMI - LENNAR CENTER			1	100%	1
MOUNT SINAI MEDICAL CENTER HIALEAH			1	100%	1
SUNSHINE FAMILY & WELLNESS CENTER			1	100%	1
CONSOLIDATED			1	100%	1
FAMILY MEDICAL CENTER OF HOLLYWOOD PA			1	100%	1
WALGREENS # 12338		1			1
BREVARD COUNTY JAIL			1	100%	1
BROWARD MEDICAL LAB			1	100%	1
BOCA RATON REGIONAL HOSPITAL		1			1
HALIFAX FAMILY HEALTH CENTER			1	100%	1
ENCOMPASS HEALTH REHABILITATION HOSPITAL OF		1			1
SEGAL INSTITUTE FOR CLINICAL RESEARCH INC			1	100%	1
SARHA DOCTORS CENTER			1	100%	1
Crowne Health Care of Eufaula		1			1
Cornerstone at the Ranch		1			1
CONEY ISLAND HOSP			1	100%	1
PREMISEHEALTH		1			1
MED FIRST URGENT CARE CENTERS INC			1	100%	1
EXPRESS CARE OF OCALA			1	100%	1
CORPORATION OF AMERICA		1			1
UNIVERSITY OF SOUTH FLORIDA			1	100%	1
WYTHE CNTY COMMUNITY HOSP LABORATORY			1	100%	1
View Ridge Care Center		1			1
PREMIER HEALTH CARE INC			1	100%	1
EAGLE COUNTY HEALTH AND HUMAN SERVICES			1	100%	1
MCG HOSPITALS AND CLINICS			1	100%	1
Central Park Healthcare & Rehabilitation Center		1			1
ALPHA 1 ANTITRYPSIN RESEARCH PROGRAM			1	100%	1
FAIRVIEW HOSPITAL			1	100%	1
CELEBRATION HOSPITAL			1	100%	1
CLEVELAND CLINIC FLORIDA LAB			1	100%	1
Walgreens #17445		1			1
SUMMIT LABORATORY			1	100%	1
C A R E S		1			1
INDIANA STATE DEPARTMENT OF HEALTH CLINIC MICROBIOLOGY		1			1

# COVID-19: testing by laboratory

Data through May 5, 2021 verified as of May 6, 2021 at 09:25 AM

Data in this report are provisional and subject to change.

The numbers in the table below represent the number of Florida and non-Florida residents for whom test results were received by the Department of Health. A person can be tested by more than one laboratory and can have both positive and negative results. **Therefore, the sum of the numbers in each column will be larger than the total number of people tested.**

Reporting lab	Inconclusive	Negative	Positive	Percent positive	Total
STAMFORD HOSPITAL			1	100%	1
SONNI'S PEDIATRICS			1	100%	1
Kroger 379 - The Little Clinic Stony Brook		1			1
MOREHOUSE COLLEGE STUDENT HEALTH CENTE		1			1
BAPTIST HEALTH FLOYD			1	100%	1
EDEN HEALTH NOMAD LAB		1			1
NC STATE LAB OF PUBLIC HEALTH			1	100%	1
PALM BEACH COUNTY HEALTH DEPT.			1	100%	1
Elmbrook Home		1			1
QUINCY DIALYSIS			1	100%	1
SIGNATURE CARE COLLEGE STATION			1	100%	1
ManorCare Yeadon		1			1
MEDLABS OF FLORIDA LLC D/B/A MEDLABS DIAGNOSTICS		1			1
PLANT CITY FIRE RESCUE		1			1
CHILTON URGENT CARE			1	100%	1
HOSPITALS OF PROVIDENCE TRANSMOUNTAIN CAMPUS, THE			1	100%	1
SOUTHERN REGIONAL MEDICAL CENTER		1			1
ST. PETERSBURG PEDIATRICS-SEMINOLE			1	100%	1
CARESPOT - OCOEE			1	100%	1
PALACE CARE AND REHAB		1			1
FLORIDA DEPARTMENT OF HEALTH IN BROWARD COUNTY		1			1
Tremont Health & Rehabilitation Center		1			1
ST PETERSBURG GENERAL HOSPITAL LABORATORY			1	100%	1
MARY WASHINGTON HOSPITAL HOME HEALTH AGENCY	1				1
LOUIS A JOHNSON VAMC		1			1
Eddy Memorial Geriatric Center		1			1
WELLSTREET BUCKHEAD SOUTH		1			1
GULF COAST VILLAGE HOME HEALTH INC			1	100%	1
BEACHSIDE DETOX		1			1
DOCTOR TODAY URGENT CARE			1	100%	1
THE CHILDREN'S HOSPITAL OF PHILADELPHIA		1			1
SHARON REGIONAL MEDICAL CENTER			1	100%	1
ROAN MOUNTAIN MEDICAL CENTER			1	100%	1
MONROE COUNTY PUBLIC HEALTH DEPARTMENT			1	100%	1
Kroger 524 - The Little Clinic Iron Bridge Road		1			1
OPCO LLC LEGACY NURSING AND REHABILITA		1			1
DONALSONVILLE HOSPITAL			1	100%	1
TARRYTOWN PHARMACY			1	100%	1
WALK IN FAMILY MEDICINE CENTER			1	100%	1
NORTH SHORE HEMATOLOGY-ONCOLOGY ASSOCI		1			1
CAPE CORAL HOSPITAL NURSING			1	100%	1
CARILION CLINIC LAB TESTING SITE-POSTAL		1			1
ENT & ALLERGY ASSOCIATES, LLP - SLEEPY HOLLOW (ABBOTT)		1			1
WINTER HAVEN DIALYSIS		1			1
VELOCITY URGENT CARE - REDMILL			1	100%	1
WELLSTAR KENNESAW MEDICAL CENTER		1			1
ACCURATE HEALTH SERVICES CORP			1	100%	1

# COVID-19: testing by laboratory

Data through May 5, 2021 verified as of May 6, 2021 at 09:25 AM

Data in this report are provisional and subject to change.

The numbers in the table below represent the number of Florida and non-Florida residents for whom test results were received by the Department of Health. A person can be tested by more than one laboratory and can have both positive and negative results. **Therefore, the sum of the numbers in each column will be larger than the total number of people tested.**

Reporting lab	Inconclusive	Negative	Positive	Percent positive	Total
COVENANT HOSPITAL HOBBS D/B/A COVENANT		1			1
METROWEST MEDICAL CENTER - FRAMINGHAM			1	100%	1
Redwood Springs Healthcare			1	100%	1
ADVANCED URGENT CARE PLLC		1			1
BEAUMONT HOSPITAL, GROSSE POINTE			1	100%	1
Kroger 410 - The Little Clinic Trinity		1			1
FELD ENTERTAINMENT			1	100%	1
SEPULVEDA OUTPATIENT AND NURSING HOME CARE			1	100%	1
MOBILE MEDICAL CLINIC			1	100%	1
FAMILY PRACTICE ASSOCIATES		1			1
ANDERSON MEDICAL		1			1
CHP COVID-19 (TX)			1	100%	1
Abernethy Laurels		1			1
Cloverdale Rehabilitation and Nursing Center		1			1
WEST VIRGINIA UNIVERSITY HOSPITALS, INC			1	100%	1
Fargo VA Healthcare System		1			1
MICROBIOLOGY DEPARTMENT			1	100%	1
INTERFAITH MEDICAL CENTER		1			1
BAPTIST HOSPITAL FAMILY MEDICINE &			1	100%	1
ACCESS MEDICAL GROUP OF TAMPA INC			1	100%	1
PCR DIAGNOSTICS			1	100%	1
PATEL MINESH		1			1
REHABILITATION CENTER OF ALBUQUERQUE		1			1
LIFESPAN HEALTH - SELMER		1			1
CAROMONT HEALTH			1	100%	1
CARLTON SHORES HEALTH AND REHABILITATION CENTER			1	100%	1
NULL			1	100%	1
ARNOLD PALMER HOSPITAL LAB POCT		1			1
LAKE COMMUNITY ACTION AGENCY		1			1
ORMOND BEACH DIALYSIS			1	100%	1
CLIFTON SPRINGS		1			1
AHUJA MEDICAL CENTER			1	100%	1
HENRICO DOCTOR'S LABORATORY			1	100%	1
IVAN, MAYA			1	100%	1
REDMOND URGENT CARE			1	100%	1
CRYSTAL RIVER FIRE DEPARTMENT			1	100%	1
PM PEDIATRICS OF BAYSIDE PLLC - STATEN		1			1
SHANDSCAIR FLIGHT PROGRAM			1	100%	1
Life Care Center of Auburn		1			1
WEST FLORIDA MEDICAL ASSOCIATES PA			1	100%	1
YOUR GOOD HEALTH MEDICAL GROUP PA			1	100%	1
CVS MI22230CV WAYNE COUNTY COMMUNITY COLLEGE			1	100%	1
CLUB HEALTH AND REHABILITATION CENTER, THE		1			1
FAMILY PHYSICIANS OF WINTER PARK, INC			1	100%	1
MERCY GENERAL HOSPITAL			1	100%	1
MANHATTAN COLLEGE HEALTH SERVICES		1			1
UNIVERSITY OF MIAMI PRIMARY CARE SITE UMHC 3039			1	100%	1

# COVID-19: testing by laboratory

Data through May 5, 2021 verified as of May 6, 2021 at 09:25 AM

Data in this report are provisional and subject to change.

The numbers in the table below represent the number of Florida and non-Florida residents for whom test results were received by the Department of Health. A person can be tested by more than one laboratory and can have both positive and negative results. **Therefore, the sum of the numbers in each column will be larger than the total number of people tested.**

Reporting lab	Inconclusive	Negative	Positive	Percent positive	Total
Metairie Healthcare Center			1	100%	1
CAREATC - WISCONSIN PIPE-FITTERS			1	100%	1
BROOKDALE AVONDALE (BU 04360)			1	100%	1
TREASURE COAST COMMUNITY HEALTH INC			1	100%	1
WALGREENS #12322		1			1
GREYSTONE HOME HEALTH OF GREATER ORLANDO LLC		1			1
SCRIPTS PLUS INC DBA THE MEDICINE SHOP		1			1
ABBOTT LABORATORIES - OCCUPATIONAL HEALTH SERVICES			1	100%	1
BAPTIST HEALTH EXPRESS CARE			1	100%	1
TWIN			1	100%	1
IMA MEDICAL CENTER OF SOUTH WEST ORLANDO			1	100%	1
SAINT AGNES MEDICAL CENTER			1	100%	1
BASCOM PALMER-MICRO LAB			1	100%	1
MERITER LABORATORIES			1	100%	1
ORMC-ARDEN/EOI			1	100%	1
AUTUMN CARE OF STATESVILLE, LLC		1			1
DOCTORS CHOICE HOME CARE INC			1	100%	1
MEDSTAT WARSAW			1	100%	1
CARDIOLOGY AND FITNESS MEDICINE		1			1
ASUNCION HOME HEALTH CARE CORP			1	100%	1
PEDIATRIC ASSOCIATES OF ORLANDO			1	100%	1
Encompass Health Littleton		1			1
Manor Care Health Care Services - Williamsport North		1			1
Kroger 629 - The Little Clinic Cartersville, GA Hwy 41		1			1
PASTEUR MEDICAL CENTER LLC		1			1
CASS LAKE PHS INDIAN HOSPITAL		1			1
SIGNATURE HEALTHCARE OF BUCKHEAD		1			1
STOPWATCH URGENT CARE			1	100%	1
KISSIMMEE HOME TRAINING		1			1
Vibralfife of El Paso Rehabilitation Center			1	100%	1
MINNESOTA HERITAGE HOUSE		1			1
PARTNERS IN PRIMARY CARE		1			1
Kroger 805 - The Little Clinic Lewis Center		1			1
Heritage Inn Health and Rehabilitation		1			1
WINDMOOR HEALTHCARE			1	100%	1
DUKE UNIVERSITY MEDICAL CENTER			1	100%	1
AIRPORT MEDICAL SOLUTIONS ORLANDO			1	100%	1
DR. K PEDIATRICS			1	100%	1
WAYCROSS INTRTNAL MEDICINE			1	100%	1
BAXTER REGIONAL MEDICAL CENTER			1	100%	1
PARK AVENUE DERMATOLOGY NORTH			1	100%	1
HOWELL BRANCH COURT			1	100%	1
COMMUNITY MEDICAL CARE			1	100%	1
VIP FAMILY PRACTICE			1	100%	1
Quince Nursing and Rehabilitation Center		1			1
ADVENTHEALTH MEDICAL GROUP FAMILY			1	100%	1
WVU MEDICINE - WESTON			1	100%	1



# COVID-19: testing by laboratory

Data through May 5, 2021 verified as of May 6, 2021 at 09:25 AM

Data in this report are provisional and subject to change.

The numbers in the table below represent the number of Florida and non-Florida residents for whom test results were received by the Department of Health. A person can be tested by more than one laboratory and can have both positive and negative results. **Therefore, the sum of the numbers in each column will be larger than the total number of people tested.**

Reporting lab	Inconclusive	Negative	Positive	Percent positive	Total
Kroger 395 - The Little Clinic Blanchester		1			1
Mission Arch Center		1			1
UHS BINGHAMTON GENERAL			1	100%	1
TRAVIS LEE THOMPSON MD			1	100%	1
MISSION HOSPITAL			1	100%	1
INTEGRITY SPINE AND ORTHOPEDICS LLC			1	100%	1
ASSISTED LIVING AT TREZEVANT		1			1
ANSWERS RESOURCE FACILITY		1			1
USA Healthcare LTC, LLC - Folsom Center for Rehabilitation & Healthca		1			1
SEASONS HOSPICE AND PALLIATIVE CARE OF			1	100%	1
UW MEDICINE CHU LAB			1	100%	1
FRESENIUS KIDNEY CARE OF CLERMONT WEST			1	100%	1
DIVERSICARE OF BIG SPRINGS		1			1
MID FLORIDA COMMUNITY SERVICES			1	100%	1
PANCARE HEALTH - NORTHSIDE ELEMENTARY			1	100%	1
SEMA4			1	100%	1
WALGREENS MARATHON			1	100%	1
TERRELL URGENT CARE			1	100%	1
PUBLIX PHARMACY #1488		1			1
Lopatcong Center		1			1
Sarah A. Todd Memorial Home		1			1
PANCARE HEALTH - CARR ELEM & MIDDLE SCHOOL			1	100%	1
Kroger 717 - The Little Clinic Dolphin Drive			1	100%	1
Trucare Living Centers - Columbus		1			1
TUNIS STREET GROUP HOME		1			1
GRAND LIVING			1	100%	1
YOUR HEALTH PEDIATRICS			1	100%	1
MCCORMICK AMBULANCE		1			1
MALUHIA		1			1
APEX HOME HEALTHCARE			1	100%	1
PATHLAB SERVICES			1	100%	1
Illiana HCS -Danville VAMC		1			1
BUENA VENTURA LAKES DIALYSIS			1	100%	1
COLLIER BLVD HMA PHYSICIANS MANAGEMENT LLC			1	100%	1
LABORATORY SERVICES SGHS - CAMDEN		1			1
Kroger 519 - The Little Clinic Staples Mill Road		1			1
Portsmouth Health and Rehab			1	100%	1
DEERFIELD BEACH REHABILITATION AND NURSING			1	100%	1
ALL PEDIATRIC CARE PA			1	100%	1
MEDICAL CENTER			1	100%	1
GOOD SAMARITAN SOCIETY - DE SMET		1			1
LAURELS OF NORWORTH		1			1
Kroger 419 - The Little Clinic Farmington/Exeter		1			1
PORTSMOUTH REG. HOSPITAL			1	100%	1
bishop rehabilitation and nursing center		1			1
ACCESS HEALTH CARE PHYSICIANS, LLC		1			1
VERIFY LABS			1	100%	1

# COVID-19: testing by laboratory

Data through May 5, 2021 verified as of May 6, 2021 at 09:25 AM

Data in this report are provisional and subject to change.

The numbers in the table below represent the number of Florida and non-Florida residents for whom test results were received by the Department of Health. A person can be tested by more than one laboratory and can have both positive and negative results. **Therefore, the sum of the numbers in each column will be larger than the total number of people tested.**

Reporting lab	Inconclusive	Negative	Positive	Percent positive	Total
CHILDREN'S CLINIC			1	100%	1
WEST PENSACOLA DIALYSIS CENTER			1	100%	1
BAYSTATE REFERENCE LABORATORY			1	100%	1
LANCASHIRE HALL NURSING AND REHABILITATION CENTER		1			1
COVENANT HEALTH		1			1
HEALTHALLIANCE HOSPITAL LABORATORY		1			1
EMERGENCY CARE SERVICES LAB AT JFK MEDICAL CENTER			1	100%	1
PATIENT FIRST-GENERAL BOOTH			1	100%	1
MEDHELP			1	100%	1
BIOMAT ORLANDO		1			1
ST CATHERINE HOSPITAL LABORATORY			1	100%	1
AURORA HEALTH CARE METRO INC			1	100%	1
NATION'S BEST CARE HOME HEALTH			1	100%	1
ELKHART GENERAL HOSPITAL			1	100%	1
MEMORIALCARE LONG BEACH MEDICAL CENTER			1	100%	1
OKLAHOMA BLOOD INSTITUTE			1	100%	1
MISSOURI DEPT. OF HEALTH			1	100%	1
ELDERWOOD AT WAVERLY		1			1
ABINGTON MEMORIAL HOSPITAL			1	100%	1
DAYTONA BEACH DIALYSIS			1	100%	1
UT HEALTH RIO GRANDE VALLEY PRIMARY CARE AT			1	100%	1
FAMILY MEDICAL CENTRE			1	100%	1
BISHOP KEARNEY		1			1
SOLLIS HEALTH			1	100%	1
ABSOLUTE HEALTHCARE			1	100%	1
MORNINGSIDE NURSING AND REHABILITATION		1			1
CLERMONT HEALTH DEPARTMENT			1	100%	1
St. Anne Home		1			1
FRONT PORCH PEDIATRICS PLLC			1	100%	1
SUPERKIDS PEDIATRICS			1	100%	1
CROWNPOINT HEALTHCARE FACILITY		1			1
HEBER VALLEY HOSPITAL			1	100%	1
CONVENIENT MEDICAL AND HEALTH SERVICES			1	100%	1
ADVANCED CARDIOVASCULAR DIAGNOSTICS OF FL			1	100%	1
NF Escambia, LLC DBA Olive BranchHealth and Rehabilitaion Center			1	100%	1
WELLMED AT LONGWOOD			1	100%	1
Elderwood at Williamsville		1			1
SGMC- SMITH NORTHVIEW CAMPUS			1	100%	1
WINTER PARK MEMORIAL HOSPITAL LABORATORY		1			1
CENTRAL FLORIDA MEDICAL CARE			1	100%	1
PATIENT FIRST - NEWTOWN ROAD			1	100%	1
HAWAII DEPARTMENT OF HEALTH LAB			1	100%	1
ADVENTHEALTH DURAND			1	100%	1
Towne Manor East		1			1
Bridgeway Care and Rehabilitation Center		1			1
Advanced Health Care of St. George		1			1
WALGREENS #12624		1			1

# COVID-19: testing by laboratory

Data through May 5, 2021 verified as of May 6, 2021 at 09:25 AM

Data in this report are provisional and subject to change.

The numbers in the table below represent the number of Florida and non-Florida residents for whom test results were received by the Department of Health. A person can be tested by more than one laboratory and can have both positive and negative results. **Therefore, the sum of the numbers in each column will be larger than the total number of people tested.**

Reporting lab	Inconclusive	Negative	Positive	Percent positive	Total
Kingston of Ashland		1			1
SOUTH FLORIDA URGENT CARE CENTERS, LLC			1	100%	1
EVERLYWELL DIAGNOSTICS			1	100%	1
KIDS HEALTH ALLIANCE PA			1	100%	1
SPACE COAST COMMUNITY PHARMACY			1	100%	1
Bay View Nursing and Rehabilitation Center			1	100%	1
THE NEW JEWISH HOME		1			1
DOCTORS CARE - GREER		1			1
Lenbrook		1			1
MAGGY PHARMACY INC		1			1
PARK AVENUE MEDICAL PROFESSIONALS		1			1
Crowne Place Assisted Living		1			1
M.D. ANDERSON CANCER CENTER			1	100%	1
NEW SMYRNA BEACH AMBULATORY CARE CTR			1	100%	1
FLORIDA HOSPITAL ORMOND BEACH			1	100%	1
Strasburg Care Center		1			1
CARESPOT EXPRESS HEALTHCARE BOYNTON BEACH			1	100%	1
BOND COUNTY HEALTH DEPARTMENT			1	100%	1
TAMPA HEALTH CARE PROVIDERS PA		1			1
Kroger 433 - The Little Clinic Atoka		1			1
Hillside Rehab and Care Center			1	100%	1
NORTHSIDE FAMILY MEDICINE		1			1
HOUSTON MEDICAL CENTER LABORATORY			1	100%	1
WESLEY LONG HOSPITAL			1	100%	1
VIRGINIA CVS PHARMACY, LLC DBA CVS/PHARMACY #1884		1			1
DIMMIT REGIONAL HOSPITAL			1	100%	1
XPRESHECK IAD (DULLES)			1	100%	1
Newton Wellesley Center for Alzheimer's Care		1			1
FIU HEALTH CARE CENTER			1	100%	1
CLERMONT PEDIATRICS, PA			1	100%	1
SKY RIDGE MEDICAL CENTER - MICRO			1	100%	1
MARYLAND DEPARTMENT OF HEALTH AND MENTAL HYGIENE-LABORATORIES			1	100%	1
BAYLOR SCOTT & WHITE MEDICAL SURGICAL CLINIC			1	100%	1
FAIRVIEW SOUTHDAL			1	100%	1
WALGREENS #4086		1			1
MOUNT SINAI MEDICAL CENTER OF FLORIDA INC			1	100%	1
SJMC PHYSICIAN SERVICES			1	100%	1
SHAMRA MEDICAL LABORATORY			1	100%	1
HARRIS URGENT CARE CENTER			1	100%	1
COLOMBO'S PHARMACY		1			1
WELLMED AT BAY AREA		1			1
OHIO VALLEY MANOR NURSING &		1			1
Mercy Manor Transition Center			1	100%	1
ACCESS TOTAL CARE - PORTLAND			1	100%	1
Aspire Physical Recovery Center at Cahaba River		1			1
COMMUNITY HOSPITALS INDIANAPOLIS			1	100%	1
OMNI HEALTHCARE URGENT CARE			1	100%	1

# COVID-19: testing by laboratory

Data through May 5, 2021 verified as of May 6, 2021 at 09:25 AM

Data in this report are provisional and subject to change.

The numbers in the table below represent the number of Florida and non-Florida residents for whom test results were received by the Department of Health. A person can be tested by more than one laboratory and can have both positive and negative results. **Therefore, the sum of the numbers in each column will be larger than the total number of people tested.**

Reporting lab	Inconclusive	Negative	Positive	Percent positive	Total
Florence Home		1			1
EVERGREEN NURSING HOME		1			1
HARBOR HOSPITAL			1	100%	1
FRANKLIN CBOC			1	100%	1
VA Tennessee Valley HCS-Nashville Campus			1	100%	1
MEDOR/ACC SYNCHRONY			1	100%	1
NORTH SHORE MEDICAL CENTER - SALEM HOSPITAL			1	100%	1
EAST TENNESSEE STATE UNIVERSITY		1			1
Kroger 367 - The Little Clinic Walton		1			1
Walgreens #19461		1			1
MEDEXPRESS URGENT CARE - UNIONTOWN		1			1
VCU HEALTH SYSTEM AUTHORITY - MCV HOSPITALS			1	100%	1
ADVENT HEALTH MEDICAL GROUP AT PINELLAS PARK			1	100%	1
MERCY - NORTH IOWA			1	100%	1
REGENTS PARK OF JACKSONVILLE			1	100%	1
MT CARMEL NURSING HOME		1			1
MEDICAL ASSOCIATES OF PINELLAS - LAB			1	100%	1
Schenectady Center for Rehabilitation & Nursing		1			1
BEVERLY ADVANCED PRACTICE NURSING		1			1
MIDWEST COVENANT HOME, INC		1			1
PROVIDENCE ST. PATRICK HOSPITAL			1	100%	1
Shoreline Care Center			1	100%	1
ELEMENTS PHARMACY			1	100%	1
OCCUPATIONAL HEALTH CENTER		1			1
BAYLOR SCOTT AND WHITE MEDICAL CENTER -CENTENTENNIAL			1	100%	1
Community Resource and Referral Center		1			1
Wildwood Healthcare		1			1
Sharon Care Center			1	100%	1
LP ELIZABETHTON		1			1
URGENT CARE OF KANSAS CITY			1	100%	1
SACRED HEART HEALTH SYSTEM- MIDWIFE PROGRAM			1	100%	1
LIFECARE MEDICAL CENTER			1	100%	1
HEALTH DIV OAK RIDGE NATL LABORATORY		1			1
SPECIALTY MOLECULAR - DENVER			1	100%	1
SOLDIERS' HOME OF HOLYOKE		1			1
CLINICAL PATHOLOGY LABORATORIES SOUTHEAST INC			1	100%	1
Kroger 97 - The Little Clinic Hutchinson		1			1
COMMUNITY URGENT CARE PC			1	100%	1
MARION GENERAL HOSPITAL			1	100%	1
ManorCare Health Services/ York South		1			1
UC TAMIAMI			1	100%	1
ALBANNA PEDIATRICS CENTER			1	100%	1
ACCESS TOTAL CARE			1	100%	1
SUMMERLIN MEDICAL CENTRE			1	100%	1
SENTARA AMBULATORY CARE CLINIC			1	100%	1
CAPSTONE REHABILITATION AND HEALTHCARE		1			1
DE TAR HOSPITAL			1	100%	1

# COVID-19: testing by laboratory

Data through May 5, 2021 verified as of May 6, 2021 at 09:25 AM

Data in this report are provisional and subject to change.

The numbers in the table below represent the number of Florida and non-Florida residents for whom test results were received by the Department of Health. A person can be tested by more than one laboratory and can have both positive and negative results. **Therefore, the sum of the numbers in each column will be larger than the total number of people tested.**

Reporting lab	Inconclusive	Negative	Positive	Percent positive	Total
HACKENSACK UNIVERSITY MEDICAL CENTER		1			1
CHI ST VINCENT LITTLE ROCK DIAGNOSTIC CLINIC			1	100%	1
WESTMORELAND REGIONAL HOSPITAL			1	100%	1
HEALTH PARTNERS LLC		1			1
KINGWOOD EMERGENCY HOSPITAL			1	100%	1
UMMC MIDTOWN CAMPUS			1	100%	1
ALAFAYA WOODS FAMILY MEDICAL CENTER		1			1
CVS CA5958POCT EASTVALE		1			1
Grand Junction VAMC		1			1
ARTIS SENIOR LIVING OF DAVIE, LLC		1			1
CHI ST ALEXIUS TRANSITIONAL CARE UNIT		1			1
JACKSBORO URGENT CARE			1	100%	1
MEMORIAL URGENT CARE CENTER -			1	100%	1
NEXTCARE NIFONG			1	100%	1
SOUTHWEST FLORIDA DIVISION LAB			1	100%	1
PREMIER FAMILY AND SPORTS MEDICINE LLC			1	100%	1
Medilodge of Mt. Pleasant		1			1
ANDERSON REGIONAL MEDICAL CENTER			1	100%	1
UC SAN DIEGO CENTER FOR ADVANCED LABORATORY MEDICINE			1	100%	1
AFFILIATED LABORATORIES INC			1	100%	1
VA Central Western Massachusetts HCS		1			1
NFRC CLINICAL LAB			1	100%	1
KID CARE PEDIATRICS PA			1	100%	1
PUBLIX PHARMACY #1122		1			1
EMERGENCE MEDICINE			1	100%	1
Encompass Health Rehab Hosp Alexandria		1			1
PEDIATRIC URGENT CARE CENTR OF FORT WORTH-LA GRAN			1	100%	1
Kroger 531 - The Little Clinic Waterville		1			1
CHESAPEAKE REGIONAL MEDICAL CENTER			1	100%	1
APPLECARE BRUNSWICK			1	100%	1
HCL LABORATORIES			1	100%	1
UNIVERSAL DIAGNOSTICS LABORATORIES			1	100%	1
KNAPP MEDICAL GROUP			1	100%	1
BETHESDA HEALTH PHYSICIANS GROUP		1			1
Oakland Nursing and Rehabilitation Center		1			1
CVS AZ10529POCT SCOTTSDALE		1			1
CFCH - FROSTPROOF			1	100%	1
CYPRESS CREEK OUTPATIENT SURGICAL CTR, LLC			1	100%	1
LADY OF THE SEA HOSPITAL LAB			1	100%	1
LAURELS OF ATHENS, THE		1			1
MEDEX CLINIC LLC			1	100%	1
Lakeview Care Center			1	100%	1
Brynwood Health & Rehabilitation Center			1	100%	1
HOLYCROSS URGENT CARE AND IMAGING CENTER		1			1
CENTRAL TX MEDICAL CENTER - LAB			1	100%	1
MACKINAC STRAITS LONG TERM CARE UNIT		1			1
OHIOHEALTH URGENT CARE			1	100%	1



# COVID-19: testing by laboratory

Data through May 5, 2021 verified as of May 6, 2021 at 09:25 AM

Data in this report are provisional and subject to change.

The numbers in the table below represent the number of Florida and non-Florida residents for whom test results were received by the Department of Health. A person can be tested by more than one laboratory and can have both positive and negative results. **Therefore, the sum of the numbers in each column will be larger than the total number of people tested.**

Reporting lab	Inconclusive	Negative	Positive	Percent positive	Total
Errera Community Care Center		1			1
TANGLEWOOD MANOR		1			1
Belvoir Woods Health Care Center at The Fairfax		1			1
WORKCARE, INC GLOBALFOUNDRIES			1	100%	1
RIVERVIEW HOSPITAL	1				1
ELAN MANATEE			1	100%	1
MARTIN MEMORIAL MEDICENTER			1	100%	1
Waters of Covington		1			1
ABE'S GARDEN/PARK MANOR APARTMENTS		1			1
SOMA MEDICAL CENTER PA #2 OAKLAND			1	100%	1
Village Crest Center for Health & Rehabilitation		1			1
MEDCARE-GARNERS FERRY			1	100%	1
ENCOMPASS HEALTH REHAB HOSP NEW ENGLAND		1			1
URGENT CARE OF FORT LAUDERDALE INC			1	100%	1
CVS KS8573POCT OVERLAND PARK		1			1
EXAC CARE CROSSVILLE		1			1
FAMILY MEDICINE AT KISSIMMEE		1			1
Brookdale Richmond Place		1			1
HARBOR OAKS GOLDEN YEARS			1	100%	1
Chicago Heights CBOC		1			1
DAVENPORT DIALYSIS CENTER		1			1
SOUTHWEST VIRGINIA COMMUNITY HEALTH SYSTEMS			1	100%	1
BRIGHAM YOUNG UNIV STUDENT HEALTH CTR			1	100%	1
IMMEDIATE CARE MEDICAL CENTER			1	100%	1
CARESOUTH HHA HOLDINGS OF VIRGINIA, LLC			1	100%	1
FAMILY MEDICINE AT CELEBRATION		1			1
HONEY BROOK MED INVESTORS LTD/DBA		1			1
DR DAN C TRIGG MEMORIAL HOSPITAL		1			1
UPMC NORTHWEST HOSPITAL			1	100%	1
CONCENTRA - LEESBURG		1			1
Country View of Sunbury			1	100%	1
Excel Care Center			1	100%	1
CVS SC7012POCT BALLENTINE			1	100%	1
Lakeland Nursing and Rehabilitation Center LLC		1			1
LABWORKS LLC			1	100%	1
LEE MEMORIAL HOSPITAL OUTPATIENT SURGERY CENTER			1	100%	1
MISSOURI DEPARTMENT OF HEALTH AND SENIOR SERVICES - STATE PH LAB		1			1
FLAGLER MEDICAL ASSOCIATES PA			1	100%	1
SOUTHEASTERN INTEGRATED MEDICAL PL			1	100%	1
SUMMIT URGENT CARE - FAYETTEVILLE		1			1
Kroger 532 - The Little Clinic Murfreesboro		1			1
Willow Ridge Center		1			1
AdventHealth Care Center Zephyrhills North			1	100%	1
KROGER 785 - THE LITTLE CLINIC DIXIE HWY		1			1
KID FIXERS		1			1
St. Ann Rehabilitation and Nursing Center		1			1
LCMC LAB SUBSECTION		1			1

# COVID-19: testing by laboratory

Data through May 5, 2021 verified as of May 6, 2021 at 09:25 AM

Data in this report are provisional and subject to change.

The numbers in the table below represent the number of Florida and non-Florida residents for whom test results were received by the Department of Health. A person can be tested by more than one laboratory and can have both positive and negative results. **Therefore, the sum of the numbers in each column will be larger than the total number of people tested.**

Reporting lab	Inconclusive	Negative	Positive	Percent positive	Total
HEALTH ALLIANCE			1	100%	1
LAKE REGIONAL HEALTH			1	100%	1
MOSOLF PEDIATRICS PA			1	100%	1
The Carrington		1			1
PARKVIEW OUTREACH COMMUNITY CENTER			1	100%	1
Lutheran Community at Telford		1			1
UT HEALTH RGV CLINICAL LABORATORY			1	100%	1
XSTREMEMD			1	100%	1
TITUSVILLE REHABILITATION AND NURSING CENTER		1			1
STATE OF ALASKA			1	100%	1
NAVAL BRANCH HEALTH CLINIC			1	100%	1
NEW YORK PRESBYTERIAN HOSPITAL			1	100%	1
Kroger 767 - The Little Clinic Beaumont		1			1
STORMONT VAIL HOSPITAL			1	100%	1
SHARP GROSSMONT HOSPITAL LABORATORY			1	100%	1
WEST FLORIDA MEDICAL ASSOCIATES			1	100%	1
CLINICAL TRIALS OF TAMPA LLC		1			1
HEALTH AND HOPE CLINIC INC			1	100%	1
BOCA MEDICAL CARE			1	100%	1
CARESTAT HOSPICE SERVICES			1	100%	1
RESIDENCES AT MIAMI / REIGN GARDENS LLC, THE			1	100%	1
PAMC MICRO LAB			1	100%	1
CVS AZ4795POCT MESA		1			1
FLORIDA CLINICAL LABORATORY INC DBA			1	100%	1
SANTA MONICA CA-UCLA MC			1	100%	1
INTERNAL MEDICINE EMILIA MURRAY MD PA		1			1
MERITUS MEDICAL CENTER			1	100%	1
SALUDA NURSING CENTER		1			1
MINUTE CLINIC DIAGNOSTIC PA			1	100%	1
Kroger - KR070300083			1	100%	1
WELLMED AT LINEBAUGH AVE			1	100%	1
CARENOW MIDTOWN			1	100%	1
HALIFAX HEALTH PRIMARY CARE			1	100%	1
CATHEDRAL GERONTOLOGY CENTER DBA CATHEDRAL CARES			1	100%	1
KINGMAN REGIONAL MEDICAL CENTER			1	100%	1
Kroger 57 - The Little Clinic Jay C Charlestown		1			1
LOVELACE WOMEN'S HOSPITAL		1			1
MEDEXPRESS URGENT CARE - WAYNESBURG		1			1
Kroger 447 - The Little Clinic Lebanon		1			1
Vi at Aventura		1			1
FAMILY & INTERNAL MEDICINE CENTER		1			1
LABORATORIO MEDICO CENTRAL CONDOMINO MD			1	100%	1
NEW HANOVER REGIONAL MEDICAL CENTER			1	100%	1
LAKE VISTA DIALYSIS			1	100%	1
FHPG INTERNAL MEDICINE OF BRANDON			1	100%	1
HEALTH PLUS SUNRISE MEDICAL OFFICE			1	100%	1
CORNERSTONE OF RECOVERY INC		1			1

# COVID-19: testing by laboratory

Data through May 5, 2021 verified as of May 6, 2021 at 09:25 AM

Data in this report are provisional and subject to change.

The numbers in the table below represent the number of Florida and non-Florida residents for whom test results were received by the Department of Health. A person can be tested by more than one laboratory and can have both positive and negative results. **Therefore, the sum of the numbers in each column will be larger than the total number of people tested.**

Reporting lab	Inconclusive	Negative	Positive	Percent positive	Total
NHC PLACE AT COOL SPRINGS		1			1
CLEVELAND CLINIC AKRON GENERAL			1	100%	1
COLUMBIA CREST CARE & RAHAB		1			1
RUBY MEMORIAL HOSP. LAB			1	100%	1
St Mary's d'Youville Pavilion		1			1
CHC SOUTHWEST FLORIDA LAB-LIVE			1	100%	1
NORTHEAST BAPTIST HOSPITAL			1	100%	1
UNITYPOINT HEALTH TRINITY			1	100%	1
Kroger 825 - The Little Clinic Dorothy Lane		1			1
Linley Park Rehabilitation & Healthcare Center		1			1
SPRING VALLEY HOSPITAL MEDICAL CENTER			1	100%	1
Walgreens #10851		1			1
COLUMBUS REGIONAL HOSPITAL			1	100%	1
AML DIAGNOSTICS- ADV TESTING IN METABOLIC MEDICINE			1	100%	1
ELLIS HOSPITAL URGENT CARE CENTER LAB		1			1
SUTTER GOULD MEDICAL FOUNDATION			1	100%	1
MADISON AT OVIEDO			1	100%	1
NEW ERA HEALTH CENTER INC		1			1
SC-GA2018 MCCORMICK REHAB & HEALTHCARE		1			1
UF HEALTH THE VILLAGES			1	100%	1
ABBOTT LABORATORIES ROSS PRODUCTS			1	100%	1
AFTER HOURS CLINIC			1	100%	1
GABRIELA GOLDSTEIN MD PA			1	100%	1
VETERANS AFFAIRS MEDICAL CENTER - EAST ORANGE			1	100%	1
SANFORD LABORATORY BISMARCK			1	100%	1
LEE HEALTH KIDS URGENT CARE		1			1
The Jordan Center		1			1
			1	100%	1
SANTA MONICA FERTILITY			1	100%	1
BAPTIST ASI			1	100%	1
SOUTH SEMINOLE HOSPITAL POCT			1	100%	1
POMPANO BEACH ARTIFICIAL KIDNEY CENTER			1	100%	1
CHRISTUS GOOD SHEPHERD MEDICAL CENTER			1	100%	1
Integrity Healthcare of Carbondale			1	100%	1
VALUE DRUG STORES INC		1			1
MANCHESTER COMMONS		1			1
ST. LUKE'S HOSPITAL			1	100%	1
HYDE PARK MEDICAL CENTER		1			1
Citadel		1			1
PHYSICIANS OF CENTRAL FLORIDA			1	100%	1
HOMESTEAD MEDICAL CLINIC PA			1	100%	1
ASHLEY PEDICATRICS DAY AND NIGHT CLINIC			1	100%	1
MED TECH CLINICAL LABORATORY		1			1
NANCY M WORTHINGTON MD PA			1	100%	1
ADVENT HEALTH MEDICAL GROUP MULTISPECIALTY			1	100%	1
NICKLAUS CHILDREN'S DORAL OUTPATIENT CENTER			1	100%	1
JOHNSON MEDICAL SERVICES			1	100%	1

# COVID-19: testing by laboratory

Data through May 5, 2021 verified as of May 6, 2021 at 09:25 AM

Data in this report are provisional and subject to change.

The numbers in the table below represent the number of Florida and non-Florida residents for whom test results were received by the Department of Health. A person can be tested by more than one laboratory and can have both positive and negative results. **Therefore, the sum of the numbers in each column will be larger than the total number of people tested.**

Reporting lab	Inconclusive	Negative	Positive	Percent positive	Total
WINCHESTER HOSPITAL			1	100%	1
WALGREENS #11572		1			1
BOCA RATON PHYSICIANS PA			1	100%	1
Smg/North Jersey Hematology & Oncology		1			1
KNOX COMMUNITY HOSPITAL			1	100%	1
GARDENS PEDIATRICS LAB			1	100%	1
EASTGENE LABORATORIES		1			1
THE MEDICAL CENTER AT SCOTTSVILLE			1	100%	1
MARINA DEL REY HOSPITAL LAB			1	100%	1
NORTH PALM CHIDRENS PHYSICIANS			1	100%	1
USF PHYSICIANS GROUP			1	100%	1
BEST CHOICE WELLNESS & LABORATORY LLC			1	100%	1
WEST PALM BEACH PHARMACEUTICALS LLC			1	100%	1
HUGH CHATHAM FAMILY MEDICINE INDEPENDENCE		1			1
PARK CITY HOSPITAL - RESPIRATORY CARE SERVICES			1	100%	1
ACCULAB			1	100%	1
ADVENTHEALTH MEDICAL GROUP PEDIATRICS DIABETES &			1	100%	1
Walgreens #9620		1			1
YOUR HEALTH PEDIATRICS INC			1	100%	1
KATHY L ANDERSON DO PA			1	100%	1
FLORIDA MEDICAL CLINIC, PA		1			1
ONPOINT URGENT CARE			1	100%	1
MED FIRST IMMEDIATE CARE AND FAMILY PRACTICE			1	100%	1
MORGAN STANELY HEALTH CENTER		1			1
Jewish Senior Services		1			1
WALGREEN#12147		1			1
BOYKIN		1			1
Hearthstone Nursing and Rehabilitation Center		1			1
PROVIDENCE ST PETER HOSPITAL		1			1
OAKVIEW INC		1			1
ICARE		1			1
SLIDELL MEMORIAL HOSPITAL			1	100%	1
BLOOMINGDALE MEDICAL ASSOC			1	100%	1
CENTRAL TX URGENT CARE			1	100%	1
FLORIDA STATE UNIVERSITY HEALTH SERVICES			1	100%	1
STANLY REGIONAL MEDICAL CENTER			1	100%	1
BROOKSVILLE REGIONAL HOSP PATIENT CARE SERVICES			1	100%	1
Kroger 541 - The Little Clinic Long Hollow Pike		1			1
Brattleboro Crossings LLC dba Pine Heights at Brattleboro		1			1
NCH HEALTHCARE CREEKSIDE ENDOSCOPY			1	100%	1
COSTCO PHARMACY #1023			1	100%	1
Garden Villa Bedford		1			1
PHI LIFE SCIENCES			1	100%	1
WATERVIEW HILLS REHABILITATION AND NUR		1			1
Kroger 929 - The Little Clinic Corryville		1			1
UNITED HEALTHCARE			1	100%	1
Perham Living			1	100%	1

# COVID-19: testing by laboratory

Data through May 5, 2021 verified as of May 6, 2021 at 09:25 AM

Data in this report are provisional and subject to change.

The numbers in the table below represent the number of Florida and non-Florida residents for whom test results were received by the Department of Health. A person can be tested by more than one laboratory and can have both positive and negative results. **Therefore, the sum of the numbers in each column will be larger than the total number of people tested.**

Reporting lab	Inconclusive	Negative	Positive	Percent positive	Total
LONG ISLAND MINIMALLY INVASIVE SURGERY		1			1
Kroger - KRO70600172		1			1
BRUSHY CREEK FAMILY HOSPITAL			1	100%	1
LEGACY SPECIALTY PHARMACY CORP			1	100%	1
VALLEY VISTA CARE CENTER		1			1
PERFECT HEALTH URGENT CARE AND MEDICAL		1			1
SUSAN F. WILLIAMS M.D., P.A.			1	100%	1
PINNACLE PAIN CENTER PS DBA LYNX HEALTHCARE		1			1
FIRST CARE OF GAINESVILLE			1	100%	1
SOLARIS HEALTHCARE PLANT CITY		1			1
ADVANCED DIALYSIS CENTER OF FORT LAUDERDALE			1	100%	1
DAUGHTERS OF SARAH NURSING CENTER		1			1
Creekside Center for Rehabilitation and Healing		1			1
Towne Manor West		1			1
LUTHERAN HOSPITAL OF INDIANA			1	100%	1
ACCESS FAMILY CARE LLC			1	100%	1
THEDACARE FAMILY MEDICINE GATEWAY			1	100%	1
BARRINGTON TERRACE NAPLES			1	100%	1
PRISMA HEALTH TUOMEY LABORATORY			1	100%	1
MEDICAL CITY NORTH HILLS			1	100%	1
PM PEDIATRICS OF BAYSIDE, PLLC		1			1
MOBILE INFIRMARY MEDICAL CENTER			1	100%	1
FRESENIUS KIDNEY CARE OCALA			1	100%	1
PM PEDIATRICS OF VIRGINIA			1	100%	1
Crowne Health Care of Thomasville		1			1
Springdale Village		1			1
Kroger 347 - The Little Clinic Tates Creek		1			1
BRUNSWICK HEALTH AND REHABILITATION CE		1			1
Princeton Place			1	100%	1
NORTH SHORE HEMATOLOGY-ONCOLOGY ASSOCIATES PC		1			1
INTEGRATED GENETICS SEQUENOM		1			1
SPEARE MEMORIAL HOSPITAL			1	100%	1
DOMINION DIAGNOSTICS			1	100%	1
JASON RHEE, MD		1			1
LAKE SIDE MEDICAL CENTER		1			1
LEHIGH PULMONARY ASSOCIATES			1	100%	1
Scepter Rehab and Health care		1			1
CARESPOT - MIAMI GARDENS			1	100%	1
HAVASU REGIONAL MEDICAL CENTER			1	100%	1
RESTORE MEDICAL PARTNERS PLLC			1	100%	1
CARENOW URGENT CARE - ANTIOCH		1			1
EDWARD HOSPITAL			1	100%	1
DODGE COUNTY HOSPITAL LABORATORY		1			1
LAKEWOOD RANCH MEDICAL GROUP LLC			1	100%	1
MEDEXPRESS URGENT CARE - PATRICK STREE			1	100%	1
NATIONS TOBIN RECREATION CENTER			1	100%	1
WALGREENS_CHICAGO		1			1



# COVID-19: testing by laboratory

Data through May 5, 2021 verified as of May 6, 2021 at 09:25 AM

Data in this report are provisional and subject to change.

The numbers in the table below represent the number of Florida and non-Florida residents for whom test results were received by the Department of Health. A person can be tested by more than one laboratory and can have both positive and negative results. **Therefore, the sum of the numbers in each column will be larger than the total number of people tested.**

Reporting lab	Inconclusive	Negative	Positive	Percent positive	Total
LAKEVIEW REGIONAL HOSPITAL			1	100%	1
MARTIN ARMY COMMUNITY HOSPITAL			1	100%	1
RM LAB LLC DBA EXPRESS LAB		1			1
CSI LABORATORIES FLORIDA			1	100%	1
ARKANSAS PUBLIC HEALTH LABORATORY		1			1
AMALIA'S COMMUNITY CLINIC, CORP			1	100%	1
WELLSTREET SMYNA URGENT CARE		1			1
Arlington Health and Rehabilitation		1			1
LOUNDY		1			1
BRIDGEWATER PARK ASSISTED LIVING LLC			1	100%	1
AUGUSTA HEALTH SD			1	100%	1
PM PEDIATRICS PC			1	100%	1
THE CLINIC ON SIXTH			1	100%	1
ISLANDS ASSISTED LIVING FACILITY,THE			1	100%	1
ANDREWS INSTITUTE AMBULATORY SURGERY CENTER		1			1
Wrightsville Manor Health and Rehab		1			1
MY URGENT CARE CLINIC			1	100%	1
RIVIERA BEACH HEALTH CENTER LAB			1	100%	1
PHYSICIANS ASSOCIATES			1	100%	1
Alexandria Place		1			1
WALGREENS PHOENIX		1			1
PIONEER CLINICAL RESEARCH LLC			1	100%	1
Aristacare at Cedar Oaks		1			1
HARDEE COUNTY FIRE RESCUE		1			1
Walgreens #5914		1			1
CROSS CREEK HEALTH CARE		1			1
LINCOLN COUNTY MEDICAL CENTER		1			1
Encompass Health Rehab Hosp Harmarville		1			1
THE READING HOSPITAL AND MEDICAL CENTER			1	100%	1
DESERT ROSE FL LLC		1			1
RAAZI CLINICAL LABORATORY LLC			1	100%	1
SPARTA HEALTH & REHAB		1			1
LADY LAKE FAMILY MEDICINE			1	100%	1
GOOD SHEPHERD HEALTH SYSTEM			1	100%	1
DEACONESS URGENT CARE CENTER			1	100%	1
ASCENSION ST VINCENT'S - WESTSIDE			1	100%	1
CONCIERGE INTERNAL MEDICINE ASSOCIATES			1	100%	1
Piedmont Crossing		1			1
INTEGRIS SEMINOLE EMERGENCY DEPT			1	100%	1
PASTEUR MEDICAL HIALEAH GARDEN LLC			1	100%	1
LAREDO CARE CLINIC NORTH		1			1
MEDPOST URGENT CARE - CIBOLO			1	100%	1
Birmingham Nursing & Rehab Center		1			1
DEPARTMENT OF HEALTH SERVICES			1	100%	1
LOURDES URGENT CARE			1	100%	1
JAMES A HENRY MD LLC			1	100%	1
PINEVILLE PHARMACY			1	100%	1

# COVID-19: testing by laboratory

Data through May 5, 2021 verified as of May 6, 2021 at 09:25 AM

Data in this report are provisional and subject to change.

The numbers in the table below represent the number of Florida and non-Florida residents for whom test results were received by the Department of Health. A person can be tested by more than one laboratory and can have both positive and negative results. **Therefore, the sum of the numbers in each column will be larger than the total number of people tested.**

Reporting lab	Inconclusive	Negative	Positive	Percent positive	Total
INDIAN RIVER CLINICAL LABORATORY, INC.		1			1
BALLAD HEALTH MEDICAL ASSOCIATES URGENT CARE			1	100%	1
LOPEZ		1			1
PRINCIPLE DIAGNOSTICS LLC			1	100%	1
UF HEALTH - WILDLIGHT			1	100%	1
RAPID CITY REGIONAL HOSPITAL -579 ATTN. LABORATORY		1			1
SUMMER PLACE NURSING & REHABILITATION		1			1
Senatobia Healthcare & Rehab		1			1
Carrollton Manor Inc		1			1
STERLING HOUSE OF PORT ORANGE		1			1
CARENOW MURFREESBORO MEDICAL CENTER PK		1			1
LAKE LURE HEALTH CENTER			1	100%	1
WILSON FAMILY MEDICINE LLC		1			1
CENTRAL FLORIDA HEALTH CARE, INC			1	100%	1
RED HOOK FAMILY PRACTICE		1			1
BAPTIST HOSPITAL FAMILY MEDICINE TIGER POINT			1	100%	1
White River Health Care Center		1			1
EUGENE T FINAN, MD			1	100%	1
PHOEBE HOME INC		1			1
SOUTHWEST REGIONAL PCR LABORATORY			1	100%	1
Kroger 523 - The Little Clinic Dickson			1	100%	1
Kroger 699 - The Little Clinic Smyrna		1			1
GEORGETOWN URGENT CARE			1	100%	1
ADVOCATE GOOD SAMARITAN			1	100%	1
CATERPILLAR INC - MIAMI DISTRIBUTION CENTER			1	100%	1
REELFOOT FAMILY WALK-IN CLINIC		1			1
COMMUNITY			1	100%	1
Walgreens #3661		1			1
COLE DIAGNOSTICS - BOISE		1			1
GENESEE COUNTY HEALTH DEPARTMENT		1			1
WALGREENS #15369		1			1
ADVENTHEALTH MEDICAL GROUP INTERNAL MEDICINE AT MILLS			1	100%	1
CVS MO8595POCT RAYMORE		1			1
HOSPICE OF MARION COUNTY INC			1	100%	1
ARBOR DIAGNOSTICS, INC		1			1
THE CHRIST HOSPITAL			1	100%	1
SACRED HEART HOSPITAL			1	100%	1
GOOD SAMARITAN SOCIETY-FOREST CITY		1			1
BMC/NASSAU			1	100%	1
UNIVERSITY OF WASHINGTON DEPT OF LAB MEDICINE			1	100%	1
MERCYONE DES MOINES MEDICAL CENTER			1	100%	1
WMC HEALTH GROUP INC			1	100%	1
NHC Chattanooga			1	100%	1
DOCTORS HEARING			1	100%	1
PENSACOLA PATHOLOGY		1			1
CRESTVIEW MED CLIN LAB			1	100%	1
MCR HEALTH VENICE PEDIATRICS			1	100%	1

# COVID-19: testing by laboratory

Data through May 5, 2021 verified as of May 6, 2021 at 09:25 AM

Data in this report are provisional and subject to change.

The numbers in the table below represent the number of Florida and non-Florida residents for whom test results were received by the Department of Health. A person can be tested by more than one laboratory and can have both positive and negative results. **Therefore, the sum of the numbers in each column will be larger than the total number of people tested.**

Reporting lab	Inconclusive	Negative	Positive	Percent positive	Total
KIDS CARE PEDIATRICS			1	100%	1
MEDCOR INC			1	100%	1
FRESENIUS SOUTH FORT MYERS		1			1
BALLAD HEALTH MEDICAL ASSOCIATES URGENT CARE - JOHNSON CITY			1	100%	1
Isle Health and Rehabilitation Center			1	100%	1
BLOOD SYSTEMS LABORATORIES			1	100%	1
CHILDRENS SPECIALIST PEDIATRIC PULMMOLOGY &			1	100%	1
LEELANAU OPCO, LLC		1			1
SOUTHWESTERN VERMONT MEDICAL CENTER			1	100%	1
DR AZIZ CLINIC			1	100%	1
WATERS EDGE ELEMENTARY SCHOOL			1	100%	1
MD NOW URGENT CARE			1	100%	1
Long Beach Care Center			1	100%	1
GINKGO BIOWORKS INC (CONCENTRIC)		1			1
BRISTOL CHILDRENS CLINIC			1	100%	1
PEDIATRIC ASSOCIATES - MIAMI LAKES		1			1
WRIGHT PATTERSON AFB MEDICAL CENTER			1	100%	1
NORDX			1	100%	1
WEST FLORIDA HOSPITAL LABORATORY			1	100%	1
VOLUSIA MEDICAL CENTER			1	100%	1
APS-SUMMIT CARE PHARMACY, LLC DBA OMNICARE		1			1
CENTRAL ALABAMA HEALTH CARE SYSTEM			1	100%	1
ST. ELIZABETH HEALTHCARE - FLORENCE HOSPITAL			1	100%	1
CHILDREN PHYSICIANS GROUP			1	100%	1
SOUTH COUNTY MEDICAL CENTER			1	100%	1
CVS AZ3749POCT GOODYEAR		1			1
SOUTHEASTERN PATHOLOGY ASSOCIATES			1	100%	1
JOSEPH REINA PHARMACY INC DBA JRX PHAR		1			1
HEART HOSPITAL OF LAFAYETTE: EMERGENCY ROOM			1	100%	1
WMC HEALTH GROUP OF KISSIMMEE LLC			1	100%	1
BRITTNEY WHELIHAN IRWIN ARNP LLC			1	100%	1
Kroger - KRO03500568			1	100%	1
MARQUETTE GENERAL HOSPITAL			1	100%	1
Chateau Girardeau			1	100%	1
DAVIS, CASEY		1			1
PARK AVENUE MEDICAL PROFESSIONALS PC		1			1
FINLAY MEDICAL RESEARCH CORP			1	100%	1
INLET CONCIERGE MEDICINE			1	100%	1
ST FRANCIS COLLEGE WELLNESS CENTER		1			1
SUREPOINT URGENT CARE PADRE ISLAND			1	100%	1
MIAMI VASCULAR SURGERY			1	100%	1
ADVENTHEALTH IMAGING WINTERGARDEN		1			1
MEDICAL SPECIALISTS OF THE PALM BEACHES INC			1	100%	1
ALLIANCE MD DIRECT PRIMARY CARE			1	100%	1
NLAC SUMMERBIO			1	100%	1
ACUPATH LABORATORIES INC			1	100%	1
AMD			1	100%	1

# COVID-19: testing by laboratory

Data through May 5, 2021 verified as of May 6, 2021 at 09:25 AM

Data in this report are provisional and subject to change.

The numbers in the table below represent the number of Florida and non-Florida residents for whom test results were received by the Department of Health. A person can be tested by more than one laboratory and can have both positive and negative results. **Therefore, the sum of the numbers in each column will be larger than the total number of people tested.**

Reporting lab	Inconclusive	Negative	Positive	Percent positive	Total
OPTUM OF HIALEAH		1			1
NEMOURS CHILDREN'S PRIMARY CARE, ST CLOUD			1	100%	1
PRIME HEALTHCARE SERVICES		1			1
BAM INC		1			1
APOLLOMDX LLC			1	100%	1
Regency Square			1	100%	1
AMERICAN MEDICAL RESPONSE - FARMER BRA		1			1
Eden Meadows		1			1
RIVERVIEW HOSPITAL D/B/A UNIVERSITY		1			1
Ohman Family Living at Holly Assisted Living		1			1
FAMILY MEDICAL CENTER		1			1
Kroger 465 - The Little Clinic Oakley		1			1
ST. MARY MEDICAL CENTER		1			1
Kroger 350 - The Little Clinic New Cut Road		1			1
MEDEXPRESS URGENT CARE - LINDEN		1			1
DW MCMILLAN MEMORIAL HOSPITAL LABORATORY			1	100%	1
NORTHEAST TEXAS DIALYSIS		1			1
TMH PHYSICIAN PARTNERS			1	100%	1
ADVANTA LABS, LLC		1			1
Kroger 923 - The Little Clinic Centerville		1			1
COMMONWEALTH OF VIRGINIA DIVISION OF CONSOLIDATED LABORATORY SERVICES			1	100%	1
VERMONT DEPT OF HEALTH LABORATORY			1	100%	1
SELF REGIONAL HEALTHCARE			1	100%	1
West Bay of Tampa Center			1	100%	1
DECATUR MORGAN HOSPITAL - DECATUR GENE		1			1
CHI ST. LUKE'S HEALTH BCM MEDICAL CENTER			1	100%	1
BUREAU COUNTY HEALTH DEPT			1	100%	1
PowerBack Piscataway Center		1			1
LSU MEDICAL CENTER			1	100%	1
COUNTRYSIDE PEDIATRIC CARE PA			1	100%	1
HARRIS COUNTY PUBLIC HEALTH SERVICES			1	100%	1
DIXIE COUNTY JAIL			1	100%	1
BENEWAH COMMUNITY HOSPITAL		1			1
NORTH PALM BEACH DIALYSIS CENTER			1	100%	1
Kroger 49 - The Little Clinic Wichita - 21st St.			1	100%	1
EMBASSY LAKES ARTIFICIAL KIDNEY CENTER			1	100%	1
SOUTHERN WINDS			1	100%	1
MIL LAKE HEALTHCARE CENTER INC PEDIATRICS			1	100%	1
CORPUS CHRISTI MEDICAL CENTER			1	100%	1
LABTEST LLC LABTEST DIAGNOSTICS			1	100%	1
RIVERSIDE REGIONAL MED CENTER			1	100%	1
ARBOR TERRACE AT CITRUS PARK			1	100%	1
BAPTIST HEALTH ASI			1	100%	1
Big River Nursing and Rehab		1			1
QUICKCARE HEALTH, INC			1	100%	1
BROOKDALE FORT MYERS LAKES PARK			1	100%	1
ESOTERIC LAB			1	100%	1

# COVID-19: testing by laboratory

Data through May 5, 2021 verified as of May 6, 2021 at 09:25 AM

Data in this report are provisional and subject to change.

The numbers in the table below represent the number of Florida and non-Florida residents for whom test results were received by the Department of Health. A person can be tested by more than one laboratory and can have both positive and negative results. **Therefore, the sum of the numbers in each column will be larger than the total number of people tested.**

Reporting lab	Inconclusive	Negative	Positive	Percent positive	Total
Urgent Care 24/7 Orlando LLC			1	100%	1
TAMPA GENERAL MEDICAL GROUP LABORATORY HEALTHPARK			1	100%	1
FOUNDCARE HEALTH			1	100%	1
CDPH K-12 SCHOOL LABORATORIES (HILLSBOROUGH CITY SCHOOL DISTRICT)			1	100%	1
BAPTIST MINOR MEDICAL CENTER			1	100%	1
PALMETTO ARTIFICIAL KIDNEY CENTER			1	100%	1
PHOENIX PROGRAMS OF FLORIDA INC		1			1
OASIS FAMILY RESORT IN THE SPRINGS LLC		1			1
Waddell Nursing & Rehab Center		1			1
UNIVERSITY OF NORTH CAROLINA HOSPITALS			1	100%	1
MERCY HOME		1			1
MODERN URGENT CARE			1	100%	1
NORTH FLORIDA CHILD DEVELOPMENT, INC			1	100%	1
Keller Landing Center		1			1
Longwood Community Living Center		1			1
Brookdale Southside			1	100%	1
THOMAS HOSPITAL			1	100%	1
CARE STATION MEDICAL GROUP		1			1
CHILTON MEDICAL CENTER		1			1
ALVERNIA UNIVERSITY HEALTH AND WELLNESS CENTER		1			1
ENCOMPASS HEALTH REHABILITATION HOSPITAL OF UTAH		1			1
HAWKEYE CARE CENTER DUBUQUE		1			1
ALWAYS BEST CARE HOME HEALTH AGENCY			1	100%	1
HIBISCUS COURT			1	100%	1
CAREHERE HUDSON BAY			1	100%	1
ORMOND MEDICAL ARTS FAMILY PRACTICE PL			1	100%	1
NSPIRE HEALTHCARE PLANTATION			1	100%	1
PARK AVENUE PEDIATRICS PC		1			1
MT ST RITA HEALTH CENTRER		1			1
ST LUKES SURGICAL AT THE VILLAGES INC			1	100%	1
LAMARQUE DIALYSIS			1	100%	1
ASHLEY CLINICAL DIAGNOSTIC LABORATORY			1	100%	1
ARIZA WELLNESS CARE LLC			1	100%	1
DOCTORS MEMORIAL HOSP HOME HEALTH CARE		1			1
Birmingham Nursing and Rehabilitation East LLC		1			1
Walgreens #12695			1	100%	1
VELOCITY URGENT CARE - CHIMNEY HILL			1	100%	1
FAMILY MEDICAL CLINIC KENDALL LLC			1	100%	1
AMERICAN LAB LLC		1			1
GOOD PEDIATRICS			1	100%	1
SECOND STREET GROUP HOME		1			1
Sunnybrook Rehabilitation Center			1	100%	1
SMITH			1	100%	1
WALGREENS WAYNE			1	100%	1
MEDICAL ASSOCIATES OF THE SHOALS		1			1
ADVANCED RESEARCH AND DIAGNOSTIC LABORATORY UNIVERSITY OF MINNESOTA			1	100%	1
BAYCARE OUTREACH LAB AT NEW TAMPA			1	100%	1



# COVID-19: testing by laboratory

Data through May 5, 2021 verified as of May 6, 2021 at 09:25 AM

Data in this report are provisional and subject to change.

The numbers in the table below represent the number of Florida and non-Florida residents for whom test results were received by the Department of Health. A person can be tested by more than one laboratory and can have both positive and negative results. **Therefore, the sum of the numbers in each column will be larger than the total number of people tested.**

Reporting lab	Inconclusive	Negative	Positive	Percent positive	Total
CARESOUTH HHA HOLDINGS OF THE TREASURE COAST LLC			1	100%	1
FLORIDA ORTHOPAEDIC INSTITUTE SURGERY		1			1
CRUSADER COMMUNITY HEALTH			1	100%	1
The Pines at Poughkeepsie Center for Nursing and Rehabilitation		1			1
PATIENT FIRST - FAIRFAX			1	100%	1
DIAGNOSTIC GROUP INTEGRATED HEALTHCARE			1	100%	1
SCRIPPS MERCY HOSPITAL			1	100%	1
BHS PHYSICIAN NETWORK			1	100%	1
ADVENTHEALTH MEDICAL GROUP SENIOR HEALTH AT			1	100%	1
HILLSBORO MEDICAL CENTER MAIN LABORATO		1			1
UNIVERISTY HOSPITAL			1	100%	1
LEGACY AT HIGHWOODS PRESERVE		1			1
BL DIAGNOSTICS LLC			1	100%	1
PRIMARY CARE SERVICES AT WESTMINSTER V		1			1
MEDCOR, INC			1	100%	1
CERMAK HEALTH SERVICES			1	100%	1
Signature Healthcare of Georgetown		1			1
Maplewood of Cheshire County		1			1
WYOMING OPCO, LLC DBA MEDILODGE OF WYO		1			1
BOULDER COMMUNITY HOSPITAL			1	100%	1
DYNACARE NORTHWEST INC			1	100%	1
CAREWELL URGENT CARE FITCHBURG			1	100%	1
JMJ FAMILY PRACTICE			1	100%	1
WELLSTAR STUDENT SERVICES-MARIETTA CLI		1			1
1ST MED DOTHAN			1	100%	1
VA North May Outpatient Clinic		1			1
MOUNT SINAI MEDICAL CENTER AVENTURA ER			1	100%	1
BRIDGES AT LIFE CARE CENTER OF OCALA, THE			1	100%	1
HABANA HEALTH CARE CENTER			1	100%	1
DOCS OUTSIDE THE BOX INC			1	100%	1
BETTER U BETTER LIFE WELLNESS LLC			1	100%	1
FLORIDA ADVANCED MEDICAL AND DERM AESTHETICS LLC			1	100%	1
Monument Health Strugis Care Center		1			1
CAN COMMUNITY HEALTH LLC		1			1
SANTA BARABARA ALF LLC (THE WINDSOR)			1	100%	1
CURELOGICS WOUND CARE & HYPERBARIC CENTER		1			1
Robinson Terrace Rehabilitation and Nursing Center		1			1
Arch Plaza Nursing and Rehabilitation Center			1	100%	1
USCG BASE MIAMI BEACH MEDICAL LAB		1			1
Redstone Highlands			1	100%	1
TOMAH VAMC			1	100%	1
SUNSHINE PEDIATRICS OF LUTz			1	100%	1
ADVENTHEALTH MEDICAL GROUP OBSTETRICS AND			1	100%	1
NORTH FLORIDA FAMILY MEDICINE			1	100%	1
VELOCITY URGENT CARE - LITTLE CREEK			1	100%	1
VA Boston HCS-Brockton Division		1			1
BRIDGEWATER AT WATERMAN VILLAGE			1	100%	1

# COVID-19: testing by laboratory

Data through May 5, 2021 verified as of May 6, 2021 at 09:25 AM

Data in this report are provisional and subject to change.

The numbers in the table below represent the number of Florida and non-Florida residents for whom test results were received by the Department of Health. A person can be tested by more than one laboratory and can have both positive and negative results. **Therefore, the sum of the numbers in each column will be larger than the total number of people tested.**

Reporting lab	Inconclusive	Negative	Positive	Percent positive	Total
HARDIN HEALTH INC		1			1
ALLIED PEDIATRICS & FAMILY MEDICINE			1	100%	1
CANDLER HOSPITAL			1	100%	1
FLORIDA HOSPITAL LAB			1	100%	1
OAKWOOD HOSPITAL - SOUTHSORE			1	100%	1
BORINQUEN HEALTH CENTER			1	100%	1
Mason Health and Rehab		1			1
Lantern Park Specialty Care		1			1
ST JOHNS PEDIATRICS PA		1			1
Kroger 670 - The Little Clinic Powell		1			1
ADVENTHEALTH MEDICAL GROUP COLORECTAL SURGERY AT		1			1
KANA MEDICAL			1	100%	1
Kroger 006 - The Little Clinic Uintah Gardens		1			1
INDIAN RIDGE		1			1
LAS PALOMAS SENIOR LIVING		1			1
FAIRFIELD MEDICAL CENTER			1	100%	1
Greenfield Health & Rehab Center		1			1
CAMAI COMMUNITY HEALTH CENTER, INC			1	100%	1
Spring Gate Rehab and Healthcare Center		1			1
FRIO REGIONAL PRIMARY CARE AND URGENT CARE CLINIC			1	100%	1
Chestnut Ridge Nursing & Rehab		1			1
DERMDX, DIV OF AURORA DIAGNOSTICS/BERNHARDT LAB		1			1
PCG MOLECULAR			1	100%	1
COASTAL ER IX, PHYSICIANS PREMIER			1	100%	1
THE LITTLE CLINIC, LLC			1	100%	1
TRIHEALTH			1	100%	1
Oklahoma Methodist Manor			1	100%	1
Valley View Health and Rehabilitation, LLC		1			1
BOCA GENERAL AND FAMILY MEDICINE		1			1
VISTA LAKE ASSISTED LIVING			1	100%	1
Lodge Nursing & Rehab Center		1			1
CAPITAL HEALTH PLAN - GOVERNORS SQUARE			1	100%	1
MONONGAHELA VALLEY HOSPITAL			1	100%	1
METROPOLITAN			1	100%	1
ANDERSON FAMILY MEDICINE			1	100%	1
Brownwood Nusing & Rehabilitation		1			1
HAMILTON CI MAIN UNIT ANNEX/ WORK CAMP			1	100%	1
Kroger 390 - The Little Clinic North College Hill		1			1
Monument Health Custer Care Center		1			1
WILLOW DALE WELLNESS VILLAGE APARTMENT		1			1
ORCHID TERRACE		1			1
JAX FAMILY CARE		1			1
SURGERY CENTER, THE			1	100%	1
FLORIDA HOME HEALTH			1	100%	1
HUNEYCUTT FAMILY PRACTICE			1	100%	1
Schoenbrunn Healthcare		1			1
ER NEAR ME HULEN		1			1

# COVID-19: testing by laboratory

Data through May 5, 2021 verified as of May 6, 2021 at 09:25 AM

Data in this report are provisional and subject to change.

The numbers in the table below represent the number of Florida and non-Florida residents for whom test results were received by the Department of Health. A person can be tested by more than one laboratory and can have both positive and negative results. **Therefore, the sum of the numbers in each column will be larger than the total number of people tested.**

Reporting lab	Inconclusive	Negative	Positive	Percent positive	Total
ST.ELIZABETH HEALTH CENTER	1				1
Southwest Louisiana Veterans Home			1	100%	1
Allen Health and Rehabilitation		1			1
BEAUMONT HOSPITAL			1	100%	1
JACKSON MADISON CO. GEN. HOSPITAL			1	100%	1
MEDICAL CITY DENTON			1	100%	1
LITTLE FALLS HOSPITAL LABORATORY		1			1
UUHC - REDSTONE HEALTH CENTER LABORATORY			1	100%	1
LabCorp L#09258295 M#09258285			1	100%	1
GRANITE FALLS LTC, LLC		1			1
TRADITIONAL MEDICINE CENTER			1	100%	1
SOUTHWESTERN STATE HOSPITAL LABORATORY			1	100%	1
ARCADIA OUTREACH LAB			1	100%	1
PALM BEACH DIABETES AND ENDOCRINE SPECIALISTS, PA			1	100%	1
WVU MEDICINE AT SUNCREST TOWNE CENTRE			1	100%	1
TFH HOME HEALTH INC			1	100%	1
PACIFICA CARE PLLC			1	100%	1
ORANGETOWN PEDIATRICS ASSOCIATES		1			1
SUMMIT COUNTY PUBLIC HEALTH DEPARTMENT			1	100%	1
Pontotoc Health and Rehab		1			1
CTMD MEDICAL CENTER, PA			1	100%	1
Le Roy Village Green		1			1
HEALTHFORCE PARTNERS INC			1	100%	1
SOUTHERN HILLS MEDICAL CENTER			1	100%	1
CARENOW LAKE WORTH			1	100%	1
ASSURANCE HEALTHCARE AND COUNSELING CENTER		1			1
STATE OF CALIFORNIA DOH SERVICES			1	100%	1
FIRST MEDICAL RESPONSE OF TEXAS, INC			1	100%	1
PEDRO L ORTEGA MD PA			1	100%	1
THE LITTLE CLINIC LLC			1	100%	1
Brown Nursing Home		1			1
WOODSTOCK HEALTH DEPARTMENT			1	100%	1
FLORIDA KEYS PED AND ADOLES CTR			1	100%	1
EVEXIA DIAGNOSTICS			1	100%	1
SUNCOAST BEHAVIORAL HEALTH CENTER			1	100%	1
TARRANT MEDICAL ASSOCIATES			1	100%	1
SANFORD HOME		1			1
PEDIATRIC ASSOCIATES - DORAL			1	100%	1
Ozark Health and Rehabilitation, LLC		1			1
MEDCOR AT ROYAL CARIBBEAN			1	100%	1
C V S / PHARMACY #833		1			1
SPINE & PAIN CONSULTANT PLLC		1			1
Fairhope		1			1
Signature Healthcare of Fort Wayne		1			1
DEL PRADO MEDICAL CENTER, INC		1			1
MID FLORIDA BIOLOGICALS			1	100%	1
CareATC - Columbia College #58		1			1

# COVID-19: testing by laboratory

Data through May 5, 2021 verified as of May 6, 2021 at 09:25 AM

Data in this report are provisional and subject to change.

The numbers in the table below represent the number of Florida and non-Florida residents for whom test results were received by the Department of Health. A person can be tested by more than one laboratory and can have both positive and negative results. **Therefore, the sum of the numbers in each column will be larger than the total number of people tested.**

Reporting lab	Inconclusive	Negative	Positive	Percent positive	Total
LRHS Pablo Urgent Care		1			1
NEW ERA COMMUNITY HEALTH CENTER LLC		1			1
CHILDREN'S NATIONAL MEDICAL CENTER			1	100%	1
CENTRAL FLORIDA ADULT MEDICINE		1			1
CDR MAGUIRE – STUART MISSION			1	100%	1
NEVADA RURAL HOUSING AUTHORITY			1	100%	1
SYNERGY DIALYSIS INC			1	100%	1
Indian Oaks Living Center		1			1
Kroger 838 - The Little Clinic Fairborn		1			1
ODESSA MEMORIAL HOSPITAL			1	100%	1
SYNERGENE LABORATORY			1	100%	1
AAA MEDICAL TESTING			1	100%	1
LiveWell		1			1
MANHATTAN EYE EAR AND THROAT HOSPITAL		1			1
ERLANGER WESTERN CAROLINA HOSPITAL			1	100%	1
Rockcastle Health and Rehab		1			1
SOUTHEAST HEALTH WESTGATE CLINIC			1	100%	1
JACKSONVILLE HEALTH & REHAB		1			1
777 URGENT CARE			1	100%	1
WEST VIRGINIA UNIVERSITY HOSPITALS			1	100%	1
Medilodge of East Lansing		1			1
Heartland Health Care Center Jacksonville			1	100%	1
CARENOW URGENT CARE-MURFREESBORO			1	100%	1
RCP OF MEMORIAL WEST			1	100%	1
Autumn Care of Suffolk		1			1
MARTIN HEALTH PHYSICIAN GROUP			1	100%	1
Heritage Health of Peru			1	100%	1
SAINT LEO UNIVERSITY INCORPORATED			1	100%	1
Royal Palm Beach Health and Rehab Center			1	100%	1
EMERSON HOSPITAL LABORATORY			1	100%	1
WYOMING COUNTY DEPARTMENT OF HEALTH		1			1
RESOURCE PATH LLC			1	100%	1
FLORIDA EPIDEMIOLOGY PROGRAM			1	100%	1
MEMORIAL HERMANN KATY HOSPITAL			1	100%	1
Port Orange Nursing And Rehab Center			1	100%	1
TENNOVA HEALTHCARE - CLEVELAND			1	100%	1
CHI MEMORIAL HOSPITAL CHATTANOOGA			1	100%	1
WESLEY CHAPEL INTERNAL MEDICINE AND PEDIATRICS PA			1	100%	1
TRAFALGAR DIALYSIS			1	100%	1
Kroger 500 - The Little Clinic Speedway		1			1
ANY LAB TEST NOW JACKSONVILLE		1			1
ORDRS, INC.			1	100%	1
URGENT CARE CENTER OF PORT ORANGE LLC			1	100%	1
RIVERSIDE PEDIATRIC GROUP, INC		1			1
DAVITA DIALYSIS-NORTH			1	100%	1
CVS IL2297652CV CHICAGO		1			1
HARMONY HEALTHCARE ORLANDO INC		1			1

# COVID-19: testing by laboratory

Data through May 5, 2021 verified as of May 6, 2021 at 09:25 AM

Data in this report are provisional and subject to change.

The numbers in the table below represent the number of Florida and non-Florida residents for whom test results were received by the Department of Health. A person can be tested by more than one laboratory and can have both positive and negative results. **Therefore, the sum of the numbers in each column will be larger than the total number of people tested.**

Reporting lab	Inconclusive	Negative	Positive	Percent positive	Total
INTERNAL MEDICINE ASSOCIATES		1			1
SMITH KLINE			1	100%	1
Maple Lane Nursing Home		1			1
Eagle Point Health Care Center		1			1
Woodstock Nursing and Rehabilitation Center		1			1
HERITAGE HEALTHCARE CENTER AT TALLAHASSEE			1	100%	1
Seal Rock Healthcare		1			1
MOUNT SINAI CORAL GABLES			1	100%	1
HIDALGO FAMILY CLINIC			1	100%	1
PEDIATRICS AND FAMILY CARE, LLC			1	100%	1
SAINT JOSEPH’S HOSPITAL AND MEDICAL CENTER		1			1
CARESPOT - OVIEDO			1	100%	1
DR PHILLIPS CENTER FOR WELLNESS		1			1
BATESVILLE - SHERWOOD URGENT CARE			1	100%	1
CVS TN6394POCT BRENTWOOD		1			1
SONORAN DESERT PATHOLOGY			1	100%	1
ADAPTIVE BIOTECHNOLOGIES			1	100%	1
APPLECARE URGENT CARE JESUP			1	100%	1
GUILFORD IMMEDIATE CARE, SYAH, LLC		1			1
SPECIALTY DRUG TESTING			1	100%	1
Bivins Pointe			1	100%	1
Medicalodges Neosho			1	100%	1
El Paso Health Care Center			1	100%	1
CVS IL5822POCT MOKENA		1			1
FAIRHAVEN		1			1
CARRINGTON, LLC D/B/A THE CARRINGTON		1			1
ULTIMATE ANALYSIS LABORATORY			1	100%	1
VISTA DEL SOL MED ASSOC		1			1
OPTIMAL MEDICINE INC		1			1
WELLNOW URGENT CARE-OSWEGO			1	100%	1
PALM SPRINGS GENERAL HOSPITAL			1	100%	1
OAKWOOD HOSPITAL - DEARBORN LAB			1	100%	1
PATIENT FIRST - WOODBURY		1			1
POETS WALK SARASOTA			1	100%	1
SIERRA HEALTH CARE CENTER		1			1
PHYSICIANS URGENT CARE PLLC		1			1
FREEPORT ER DOX URGENT CARE		1			1
LIFE CARE CENTER OF GWINNETT		1			1
OPTI MED PHARMACY		1			1
PUTNAM CO HOSPITAL-D/B/A ASBURY TOWERS		1			1
BOTTINEAU GOOD SAMARITAN CENTER		1			1
ST LUKE'S CORNWALL HOSPITAL N			1	100%	1
SHANNON CLARK OD, PA			1	100%	1
Ranger Care Center			1	100%	1
KENNEDY BOULEVARD DIALYSIS			1	100%	1
Fulton County Medical Center Long Term Care			1	100%	1
PRIMARY CARE GROUP LLC		1			1



# COVID-19: testing by laboratory

Data through May 5, 2021 verified as of May 6, 2021 at 09:25 AM

Data in this report are provisional and subject to change.

The numbers in the table below represent the number of Florida and non-Florida residents for whom test results were received by the Department of Health. A person can be tested by more than one laboratory and can have both positive and negative results. **Therefore, the sum of the numbers in each column will be larger than the total number of people tested.**

Reporting lab	Inconclusive	Negative	Positive	Percent positive	Total
PRACTITIONERS IN MOTION			1	100%	1
MED CHOICE CENTER OF NORTH MIAMI			1	100%	1
AUTUMN HOUSE			1	100%	1
SUDARSAN KAMISSETTY MD PA			1	100%	1
MEDICAL CLINIC OF HOUSTON			1	100%	1
WALGREENS CP		1			1
NORTH FLORIDA REGIONAL MEDICAL CENTER EMERGENCY			1	100%	1
WALGREENS #04786		1			1
ST. LUKES HOSPITAL			1	100%	1
INTERNAL MEDICINE,SCOTTS VALLEY OFFICE, PALO ALTO MEDICAL FOUNDATION			1	100%	1
Erwin Health Care Center		1			1
Central Alabama Veterans HCS - West Campus		1			1
PRECISE PATHOLOGY ASSOCIATES PLLC			1	100%	1
EVENTIDE LUTHERAN HOME		1			1
PATIENT FIRST - HAMILTON		1			1
FLAGLER COUNTY BOARD OF COUNTY COMMISSIONERS			1	100%	1
LITTLE COMPANY OF MARY HOSPITAL			1	100%	1
SAN ANTONIO DERMATOLOGY AND MEDICAL SPA			1	100%	1
Victoria Manor		1			1
CHILDREN'S AT CHAMBLEE BROOKHAVEN URGE		1			1
Northern Nevada State Veterans Home		1			1
INTERNAL MEDICINE ASSOCIATES OF LAKE			1	100%	1
Garden View Care Center at Dougherty Ferry		1			1
CVS KS8601POCT OVERLAND PARK			1	100%	1
ARLINGTON ADULT RESIDENTIAL FACILITY, INC			1	100%	1
PATHOLOGY ASSOCIATES			1	100%	1
ARISTACARE AT MANCHESTER		1			1
Elm Crest Senior Living Community		1			1
BAYSHORE DIALYSIS			1	100%	1
IMMY LABS			1	100%	1
BROOKDALE FORT WALTON BEACH			1	100%	1
WESTCHESTER MEDICAL CENTER ADVANCED		1			1
Kroger 086 - The Little Clinic Broomfield-Sheridan		1			1
HEALTH FIRST MEDICAL GROUP LLC			1	100%	1
MAYO MEDICAL LABORATORIES			1	100%	1
WELL KEY URGENT CARE MARYVILLE		1			1
KODIAK AREA NATIVE ASSOCIATION-KANA			1	100%	1
CAREFIRST URGENT CARE - BEECHMONT			1	100%	1
Westminster Canterbury Richmond		1			1
WINDSOR MANOR			1	100%	1
Gulf Coast health and Rehabilitation, LLC		1			1
SV MOBILE HEALTH			1	100%	1
GREATER TAMPA AT HOME			1	100%	1
OXY-GENLAB			1	100%	1
Ladera Center		1			1
EPIC CARE PHARMACY		1			1
Parkwood Healthcare Facility		1			1

# COVID-19: testing by laboratory

Data through May 5, 2021 verified as of May 6, 2021 at 09:25 AM

Data in this report are provisional and subject to change.

The numbers in the table below represent the number of Florida and non-Florida residents for whom test results were received by the Department of Health. A person can be tested by more than one laboratory and can have both positive and negative results. **Therefore, the sum of the numbers in each column will be larger than the total number of people tested.**

Reporting lab	Inconclusive	Negative	Positive	Percent positive	Total
CALIFORNIA PUBLIC HEALTH LABORATORY			1	100%	1
APACHE HEALTH CENTER			1	100%	1
STANDIFER PLACE		1			1
OCALA RKC EAST HEMO #1			1	100%	1
SENCARE MANAGEMENT		1			1
RELIANCE HOME HEALTH CARE INC		1			1
TRUCARE LIVING CENTERS - SELMA			1	100%	1
Mayfair Village Nursing Care Center		1			1
SHRIVERS PHARMACY AND WELLNESS CENTER			1	100%	1
LANTANA HC LAB			1	100%	1
WAYNE COUNTY PUBLIC HEALTH		1			1
GATEWAY LABORATORIES		1			1
MEDEXPRESS NORTHSIDE			1	100%	1
North Ottawa Care Center at Heartwood Lodge		1			1
TIMPANOGOS REGIONAL HOSPITAL			1	100%	1
AMERICAN DRUG TESTING LAB LLC			1	100%	1
Brakeley Park Center		1			1
OCALA REGIONAL DIALYSIS- NORTH			1	100%	1
QUALITY CLINICAL LAB LLC			1	100%	1
BLUFFTON HEALTH CENTER			1	100%	1
NEXT LEVEL URGENT CARE (WOODLANDS)			1	100%	1
CARING PROFESSIONAL HEALTH CARE LLC		1			1
ST JOHN'S MEDICAL CENTER, TETON VILLAGE			1	100%	1
Greenhaven Health and Rehabilitation		1			1
BRONSON METHODIST HOSPITAL			1	100%	1
BMC MAYPORT			1	100%	1
Troy Center for Rehabilitation & Nursing		1			1
St. Mary's Care Center		1			1
MEDICAL COLLEGE OF GEORGIA MEDICAL CENTER			1	100%	1
Greencroft Goshen		1			1
MEDEXPRESS URGENT CARE - CABOT			1	100%	1
GARNET HEALTH URGENT CARE		1			1
LYSTER MAIN LAB, FT RUCKER		1			1
BELLMORE PEDIATRICS		1			1
SKIN AND CANCER ASSOCIATES LLP		1			1
BETHESDA DIALYSIS			1	100%	1
Florence Nursing and Rehabilitation Center		1			1
BRADEN CLINIC		1			1
BRIGHT HEALTH CLINIC CORP			1	100%	1
THE HEART HOSPITAL BAYLOR PLANO			1	100%	1
FLORIDA FAMILY LABORATORY		1			1
Hawthorne House		1			1
NEMOUR'S CHILDREN'S CLINIC			1	100%	1
FOUR FREEDOMS DIALYSIS			1	100%	1
SUNRISE CLINIC SANTA ROSA		1			1
WEST CARVER MEDICAL ASSOCIATES		1			1
Sage Bluff Health & Rehabilitation Center		1			1

# COVID-19: testing by laboratory

Data through May 5, 2021 verified as of May 6, 2021 at 09:25 AM

Data in this report are provisional and subject to change.

The numbers in the table below represent the number of Florida and non-Florida residents for whom test results were received by the Department of Health. A person can be tested by more than one laboratory and can have both positive and negative results. **Therefore, the sum of the numbers in each column will be larger than the total number of people tested.**

Reporting lab	Inconclusive	Negative	Positive	Percent positive	Total
VA OPTOMETRY CLINIC			1	100%	1
RED BUG LAKE ROAD OVIEDO COVID			1	100%	1
Kroger 444 - The Little Clinic Dent		1			1
CACERES SPECIALIZED GYNECOLOGY		1			1
SAPLING GROVE URGENT CARE		1			1
FAYETTE MEDICAL CENTER LAB		1			1
CORDOVA FAMILY PRACTICE			1	100%	1
JOHNSON & JOHNSON VISION CARE-VISTAKON			1	100%	1
EASTSIDE MEDICAL CLINIC		1			1
ST JOHNS MEDICAL CENTER		1			1
COVID CLINIC, INC			1	100%	1
Walgreens #11854			1	100%	1
FLORIDA HEALTH CARE MEDICAL GROUP		1			1
ORLANDO PHYSICIAN NETWORK		1			1
HORIZON MEDICAL CENTER			1	100%	1
EDGAR PRICE FAMILY & CHILDREN HEALTHCARE CENTER			1	100%	1
CLEVELAND CLINIC OHIO LABORATORIES			1	100%	1
Carington Park			1	100%	1
CVS AZ3264POCT PHOENIX			1	100%	1
BROCK HUGHES MEDICAL CENTER			1	100%	1
PLANTATION DIALYSIS			1	100%	1
Broomall Manor		1			1
UNIVERSITY OF FLORIDA			1	100%	1
MEDTOWN PHARMACY			1	100%	1
Ideal Senior Living Center		1			1
CVS MA1121POCT WESTFORD		1			1
EXCEPTIONAL EMERGENCY CENTER			1	100%	1
PHYSICIANS PRIMARY CARE LEHIGH PEDS			1	100%	1
WALGREENS #15291		1			1
Lexington Medical Center Extended Care		1			1
Glen Oaks Health and REhabilitation		1			1
REGIONAL MEDICAL LABORATORY			1	100%	1
CVS MA1238POCT MEDFIELD		1			1
CVS AZ69POCT PEORIA		1			1
HOLLAND COMMUNITY HOSPITAL		1			1
Memorial Health Care Center			1	100%	1
DSI LABORATORIES-NAPLES-7TH			1	100%	1
UT HEALTH RIO GRANDE VALLEY SPECIALTY PEDIATRICS			1	100%	1
REFERENCE LABORATORY			1	100%	1
LIMA MEMORIAL HOSPITAL			1	100%	1
PULMONARY, CRITICAL CARE AND SLEEP DISORDERS INSTITUTE OF SOUTH FLORID			1	100%	1
CONCIERGE IV NUTRITION			1	100%	1
NEXTCARE NOGALES			1	100%	1
CONCENTRA - OCALA		1			1
Kroger 397 - The Little Clinic Frankfort East		1			1
Dupage Care Center			1	100%	1
Acts Manor House		1			1

# COVID-19: testing by laboratory

Data through May 5, 2021 verified as of May 6, 2021 at 09:25 AM

Data in this report are provisional and subject to change.

The numbers in the table below represent the number of Florida and non-Florida residents for whom test results were received by the Department of Health. A person can be tested by more than one laboratory and can have both positive and negative results. **Therefore, the sum of the numbers in each column will be larger than the total number of people tested.**

Reporting lab	Inconclusive	Negative	Positive	Percent positive	Total
UABC			1	100%	1
SANITAS RESEARCH LLC			1	100%	1
HEALTHPARTNERS HUDSON CLINIC			1	100%	1
MONMOUTH MEDICALC ENTER		1			1
BLAKE AT PENSACOLA OPERATION CO, LLC, THE			1	100%	1
SANTA ROSA PEDIATRICS			1	100%	1
Bethel Lutheran Nursing & Rehabilitation Center		1			1
STONECREST MEDICAL CENTER		1			1
ADVANCED BIOMEDICAL INC			1	100%	1
INTERNAL MEDICINE GROUP OF CENTRAL FLORIDA			1	100%	1
CVS IN6536POCT KOKOMO		1			1
PATHOLOGY		1			1
ODESSA CLINIC			1	100%	1
PIEDMONT NEWTON HOSPITAL		1			1
WASHINGTON CENTER FOR REHABILITATION A		1			1
EASTSIDE URGENT CARE			1	100%	1
CORONA CONCIERGE, LLC		1			1
HEARTLAND OF MARIETTA OH LLC DBA		1			1
CAREWELL 203			1	100%	1
Iosco County Medical Care Facility		1			1
MARIANNA DIALYSIS CENTER			1	100%	1
PHYSICIANS PREMIER ER- CENTRAL AUSTIN			1	100%	1
Oregon Veterans Home The Dalles		1			1
URGENT CARE 24/7 TAMPA			1	100%	1
FAMILY MEDICAL CARE OF MOUNT DORA INC			1	100%	1
GEAUGA REGIONAL HOSPITAL		1			1
TRUMAN MEDICAL CENTER - HOSPITAL HILL			1	100%	1
FOCUSED CARE AT ALLENBROOK		1			1
CAREMOUNT MEDICAL PC-CARMEL		1			1
Samaritan Keep Home		1			1
Kingsway Arms Nursing Center		1			1
FAMILY AND INTERNAL MEDICINE ASSOCIATES		1			1
NORTON HOSPITAL			1	100%	1
ALPHA CLINICAL LABORATORY CORP.			1	100%	1
GENESIS CARE USA OF FLORIDA, LLC			1	100%	1
NATIONAL INSTITUTES OF HEALTH CLINICAL CENTER			1	100%	1
NORTHEAST REGIONAL MEDICAL CENTER			1	100%	1
TOMAH HEALTH			1	100%	1
Ash Flat Healthcare and Rehabilitation Center			1	100%	1
BAYFRONT HEAL WOUND CARE AND HYPERBARIC CENTER			1	100%	1
JUPITER MEDICAL CENTER INC			1	100%	1
Kroger 907 - The Little Clinic Holland		1			1
PALM BREEZE DIALYSIS			1	100%	1
ATHENA PLASTIC SURGERY		1			1
BLACKBERRY CENTER, THE		1			1
UNC HOSPITALS			1	100%	1
SAN JOSE CLINIC		1			1

# COVID-19: testing by laboratory

Data through May 5, 2021 verified as of May 6, 2021 at 09:25 AM

Data in this report are provisional and subject to change.

The numbers in the table below represent the number of Florida and non-Florida residents for whom test results were received by the Department of Health. A person can be tested by more than one laboratory and can have both positive and negative results. **Therefore, the sum of the numbers in each column will be larger than the total number of people tested.**

Reporting lab	Inconclusive	Negative	Positive	Percent positive	Total
WATERTOWN URGENT CARE		1			1
PEACHEALTH LABORATORIES		1			1
ENZO LABS INC			1	100%	1
EMORY DECATUR HOSPITAL - EMORY MEDICAL		1			1
LOURDES-NOREEN MCKEEN RESIDENCE□			1	100%	1
Erie VAMC		1			1
Alaska Domiciliary Care for Homeless Veterans		1			1
UCH LAB			1	100%	1
MEDICAL CENTER AFFILIATES PALM SPRINGS			1	100%	1
ST MARY'S OF SAGINAW		1			1
EAST COAST INSTITUTE FOR RESEARCH LLC			1	100%	1
MEDEXPRESS URGENT CARE - WALL		1			1
ADVANCE MD CARE			1	100%	1
NATICK URGENT CARE			1	100%	1
ATRIA TAMARAC			1	100%	1
WALGREENS # 11165		1			1
MEMORIAL HOSPITAL - BELLEVILLE			1	100%	1
TENNOVA ER - SANGO			1	100%	1
MOUNT SINAI COMPREHENSIVE CANCER CENTER			1	100%	1
STEWART MEDICAL GROUP INC			1	100%	1
BIOMAT USA INC			1	100%	1
INNOVATIVE CARE PARTNERS PLLC			1	100%	1
LOWER KEYS COMMUNITY HEALTH CENTER			1	100%	1
Kroger 518 - The Little Clinic Hermitage		1			1
UFHEALTH			1	100%	1
BAPTIST MEDICAL PLAZA AT WESTCHESTER			1	100%	1
NEMOURS CHILDREN HOSPITAL			1	100%	1
DR BAWA AND ASSOCIATES			1	100%	1
SANTA CLARA VALLEY MEDICAL CENTER			1	100%	1
White Oak Manor - Rock Hill		1			1
LIFELINK FOUNDATION INC D/B/A			1	100%	1
CAROLINAS PHYSICIAN NETWORK			1	100%	1
SOMA MEDICAL CENTER PA #2			1	100%	1
ST JOHN HOSPITAL & MEDICAL CENTER MICRO			1	100%	1
SANDPIPER CLUSTER		1			1
AFTER HOURS CARE OF AMERICUS INCORPORA			1	100%	1
Wayne County Nursing Home		1			1
MEDEXPRESS-DOVER		1			1
Whispering Pines Nursing & Rehabilitation Center		1			1
ROCK RAPIDS HEALTH CENTRE		1			1
PUBLIX PHARMACY # 1236			1	100%	1
PRIMEX CLINICAL LABORATORIES INC			1	100%	1
OAK HAVEN REHAB AND NURSING CENTER			1	100%	1
MCLEOD MEMORIAL HOSPITAL CLARENDON			1	100%	1
DELAWARE DIVISION OF PUBLIC HEALTH			1	100%	1
QC LABORATORY			1	100%	1
NORWALK HOSPITAL			1	100%	1



# COVID-19: testing by laboratory

Data through May 5, 2021 verified as of May 6, 2021 at 09:25 AM

Data in this report are provisional and subject to change.

The numbers in the table below represent the number of Florida and non-Florida residents for whom test results were received by the Department of Health. A person can be tested by more than one laboratory and can have both positive and negative results. **Therefore, the sum of the numbers in each column will be larger than the total number of people tested.**

Reporting lab	Inconclusive	Negative	Positive	Percent positive	Total
CHEROKEE PARK REHABILITATION		1			1
CONCORDIA MANOR			1	100%	1
MISSION HOSPITAL – MEMORIAL CAMPUS			1	100%	1
SIGNATURE CARE MEMORIAL CITY			1	100%	1
MAYO CLINIC OUTPATIENT DIALYSIS CENTER			1	100%	1
MANOR CARE OF DELRAY BEACH FL LLC		1			1
Kroger 698 - The Little Clinic 14th Street/Bell		1			1
MARTINSVILLE HEALTH AND REHAB			1	100%	1
LAKE MARY OPTUM FLORIDA			1	100%	1
TRUECARE24			1	100%	1
CVS OH6153POCT COLUMBUS		1			1
MEDONE URGENT CARE			1	100%	1
Court House Center		1			1
WINNIFRED ASSISTED LIVING FACILITY INC		1			1
MED-LAKE LABORATORY			1	100%	1
HEALTH CONSERVATION, INC		1			1
INTERMOUNTAIN HEALTHCARE LABORATORY SERVICES			1	100%	1
Kroger 670 - The Little Clinic Dawson Forest Rd & Hwy 19		1			1
ADVENTHEALTH WOUND CARE CENTER			1	100%	1
CVS NE8626POCT LINCOLN		1			1
BELMONT VILLAGE AT JOHNS CREEK		1			1
Willowbrooke Court at Normandy Farms Estates		1			1
Kroger 368 - The Little Clinic Frankfort West		1			1
GPI MEDICAL CENTER, INC			1	100%	1
ALLIED PHYSICIANS GROUP		1			1
TITAN GENOMICS, LLC			1	100%	1
RICHMOND MEDICAL CENTER FOR WOMEN		1			1
THE MEDICAL CENTER AT BOWLING GREEN			1	100%	1
MAYO CLINICAL LABORATORIES		1			1
Senior Rehab & Recovery Center at Limestone Health Facility		1			1
CVS / PHARMACY #10794			1	100%	1
Victory Health and Rehabilitation			1	100%	1
Dugan Memorial Home		1			1
LEXINGTON HOSPITAL CORPORATION			1	100%	1
NORTHWEST FLORIDA SPECIALTY PHYSICIANS LLC		1			1
Kroger 126 - The Little Clinic Cottonwood		1			1
PINNACLE DIALYSIS		1			1
CAREAGE PLASTIC SURGERY			1	100%	1
NORTHSIDE HOSPITAL GWINNETT		1			1
MDS PHARMA SERVICES		1			1
USC VERDUGO HILLS HOSPITAL			1	100%	1
BAPTIST MEDICAL PLAZA AT MIAMI LAKES DIAGNOSTICS			1	100%	1
CONWAY - SHERWOOD URGENT CARE			1	100%	1
FLAGLER CARE CENTER			1	100%	1
STAYING HEALTHY MEDICAL SERVICES			1	100%	1
UNIVERSITY OF IOWA HOSPITALS & CLINICS			1	100%	1
VA COMMUNITY BASED CLINIC - LAKE CITY			1	100%	1

# COVID-19: testing by laboratory

Data through May 5, 2021 verified as of May 6, 2021 at 09:25 AM

Data in this report are provisional and subject to change.

The numbers in the table below represent the number of Florida and non-Florida residents for whom test results were received by the Department of Health. A person can be tested by more than one laboratory and can have both positive and negative results. **Therefore, the sum of the numbers in each column will be larger than the total number of people tested.**

Reporting lab	Inconclusive	Negative	Positive	Percent positive	Total
SUSAN F WILLIAMS MD PA			1	100%	1
INTERNAL MEDICINE OF SOUTHWEST FLORIDA			1	100%	1
MCH PHYSICIANS GROUP			1	100%	1
Valley Center (WV)			1	100%	1
GENERATIONS CENTER OF SPENCER		1			1
INFECTION CONTROL DEPT			1	100%	1
HEALTHCARE FOR THE HOMELESS			1	100%	1
MEADOWS PARK HEALTH AND REHABILITATION		1			1
CLEMENT MANOR HEALTH CENTER		1			1
PRIMARY AND URGENT CARE			1	100%	1
CSL PLASMA LAB			1	100%	1
CHILDREN'S AT SATELLITE BOULEVARD URGE		1			1
Grangeville Health and Rehab		1			1
Ramsey Village		1			1
ANMED HEALTH MEDICAL CENTER			1	100%	1
KETAMINE HEALTH CENTERS OF WEST PALM BEACH LLC		1			1
PRIORITY CARE LLC			1	100%	1
WILLOWBROOKE COURT AT MATTHEWS GLEN		1			1
PRIMARY CARE & PEDIATRICS - SHEPHERSTOWN		1			1
GRAND VIEW HOSPITAL			1	100%	1
MEDEXPRESS URGENT CARE - HAMILTON SQUA		1			1
ST GERARD'S COMMUNITY OF CARE		1			1
WALGREENS #01398			1	100%	1
DIXIE REGIONAL MEDICAL CENTER			1	100%	1
LOUIS STOKES CLEVELAND VA MEDICAL CENTER			1	100%	1
AUGUSTA HEALTH CLINICAL LABORATORY			1	100%	1
RAMBAM URGENT CARE			1	100%	1
WEST COAST CLINICAL LABS INC			1	100%	1
CVS MO4088POCT LEES SUMMIT		1			1
Kroger 83 - The Little Clinic Rock Road		1			1
ST JOHN'S HOME CARE			1	100%	1
BETHESDA ON TURKEY CREEK			1	100%	1
BAYOU URGENT CARE			1	100%	1
SAINT BARNABAS MEDICAL CENTER		1			1
HOUSTON DEPARTMENT OF HEALTH AND HUMAN SERVICES			1	100%	1
UW MEDICINE MS CENTER			1	100%	1
Avera Sr. James Care Center		1			1
HHCS PHARMACY INC			1	100%	1
LABORATORIO BUENA SALUD			1	100%	1
BUFFALO VAMC			1	100%	1
SHARP CHULA VISTA MEDICAL CENTER			1	100%	1
HEALTH CHOICES, PLLC		1			1
DR JAMES D FORBES FAMILY CARE CENTER			1	100%	1
ST LUKE LUTHERAN HOME		1			1
NAVARRO MEDICAL CENTERS LLC			1	100%	1
NORTHCREST PHYSICIAN SERVICES INC		1			1
ROBERT TAYLOR COMMUNITY COMPLEX			1	100%	1

# COVID-19: testing by laboratory

Data through May 5, 2021 verified as of May 6, 2021 at 09:25 AM

Data in this report are provisional and subject to change.

The numbers in the table below represent the number of Florida and non-Florida residents for whom test results were received by the Department of Health. A person can be tested by more than one laboratory and can have both positive and negative results. **Therefore, the sum of the numbers in each column will be larger than the total number of people tested.**

Reporting lab	Inconclusive	Negative	Positive	Percent positive	Total
NHC HealthCare St. Charles		1			1
WATERMAN VILLAGE HOME CARE			1	100%	1
MINUTECLINIC DIAGNOSTIC OF VIRGINIA, LLC #10088		1			1
ARGENTINE CARE CENTER		1			1
HOSPITAL SISTERS HEALTH SYSTEM (HSHS)			1	100%	1
NORTHSIDE FAMILY MEDICINE AND URGENT CARE (MIDTOWN)		1			1
SOUTHEASTERN HEALTH FACILITES, INC		1			1
TCPA CLINICAL LABORATORIES			1	100%	1
PARKVIEW REGIONAL MEDICAL CENTER			1	100%	1
US PUBLIC HEALTH SERVICE HOSPITAL			1	100%	1
SHAH			1	100%	1
Chatsworth Health Care		1			1
VillageCare Rehabilitation and Nursing Center		1			1
SOUTHWEST ORLANDO FAMILY MEDICINE, PL			1	100%	1
Imperial Healthcare Centre			1	100%	1
SAMSON MEDICAL CLINIC			1	100%	1
GEORGE WASHINGTON UNIVERSITY HOSPITAL			1	100%	1
APOLLO ADVANCED HOME HEALTH CORP			1	100%	1
Kroger 682 - The Little Clinic New Holland Market			1	100%	1
QUEST INC			1	100%	1
HEALTHCARE ASSOCIATES OF IRVING, LLP			1	100%	1
VIVEX/UMTB BIOMEDICAL			1	100%	1
COLER REHABILITATION AND NURSING CARE		1			1
AUSTIN URGENT CARE			1	100%	1
SSC NASHVILLE OPERATING CO LLC D/B/A		1			1
CHILDREN'S MEMORIAL HOSPITAL			1	100%	1
OPTUM MEDICAL CLINIC IN ROCKRIMMON			1	100%	1
SWIFTCARE URGENT CARE, PLLC			1	100%	1
Wexner Heritage House			1	100%	1
JOSHUA E CHESIR MD		1			1
CARROLL UNIVERSITY STUDENT HEALTH CENTER		1			1
CENTRAL JERSEY URGENT CARE OF GREEN BR		1			1
GARDEN VIEW CARE CENTER		1			1
SHADY GROVE ADVENTIST HOSPITAL			1	100%	1
SOUTHEAST MISSOURI HOSPITAL		1			1
ELMCROFT OF TIMBERLIN PARC			1	100%	1
REDSTONE REHABILITATION & NURSING CENT		1			1
HOSPITAL METROPOLITANO SAN GERMAN			1	100%	1
SYCAMORE MEDICAL CENTER-KETTERING HEALTH NETWORK			1	100%	1
ALDEN PHARMACY		1			1
BOCA CIEGA CENTER			1	100%	1
EXPRESS WALK IN MEDICAL CENTER			1	100%	1
Coos County Nursing Home		1			1
OCEANVIEW NURSING AND REHABILITAION CENTER			1	100%	1
HEALTHCARE AND REHAB OF SANFORD			1	100%	1
Kroger 683 - The Little Clinic Foothills Plaza		1			1
ATLANTA PLUS URGENT CARE, LLC			1	100%	1

# COVID-19: testing by laboratory

Data through May 5, 2021 verified as of May 6, 2021 at 09:25 AM

Data in this report are provisional and subject to change.

The numbers in the table below represent the number of Florida and non-Florida residents for whom test results were received by the Department of Health. A person can be tested by more than one laboratory and can have both positive and negative results. **Therefore, the sum of the numbers in each column will be larger than the total number of people tested.**

Reporting lab	Inconclusive	Negative	Positive	Percent positive	Total
CVS NY2297002CV NEW YORK			1	100%	1
KENT		1			1
Kingston Care Center of Fort Wayne		1			1
BSA PHYSICIANS GROUP, INC D/B/A BSA FAMILY MEDICAL			1	100%	1
MEDEXPRESS URGENT CARE - HAZLET			1	100%	1
Kroger 970 - The Little Clinic Westfield			1	100%	1
The Evangelical Lutheran Good Samaritan Society Prescott Village		1			1
VIRTUA HEALTH AND REHABILITATION		1			1
ORANGE PEDIATRICS PA			1	100%	1
BRANKO D PEJIC MD FAMILY PRACTICE			1	100%	1
TRITENN LLC		1			1
AURORA MEDICAL CENTER-KENOSHA			1	100%	1
PINEBROOK CARE AND REHABILITATION CENTER□			1	100%	1
TITUSVILLE CENTER FOR SURGICAL EXCELLENCE LLC		1			1
Kroger 63 - The Little Clinic Glassford Hill Rd		1			1
MED BAR LLC		1			1
FOUNDATION LABORATORY			1	100%	1
BIOMERIEUX			1	100%	1
AVERA ST. MARY'S HOSPITAL			1	100%	1
VA Ann Arbor HCS - Toledo CBOC		1			1
MARTIN MEM FAMILY CARE AT ST LUCIE W			1	100%	1
Baypoint Healthcare Center			1	100%	1
C V S / PHARMACY #4396		1			1
SALTZER URGENT CARE			1	100%	1
JUP Serology SubSection			1	100%	1
KINGWOOD EMERGENCY CENTER			1	100%	1
ATHENS LIMESTONE HOSPITAL		1			1
SUNCOAST PRIMARY CARE LLC			1	100%	1
HALEYVILLE HEALTH CARE CENTER		1			1
COMMUNITY MEDICAL CENTER-ORANGE CITY		1			1
ASCARATE DIALYSIS			1	100%	1
TEVAPHARM			1	100%	1
CVS MO8564POCT INDEPENDENCE		1			1
STEPHEN G NELSON MD PA			1	100%	1
SC-GA2018 SIMPSONVILLE REHABILITATION		1			1
PREMIUM HOME HEALTH CARE INC			1	100%	1
Kroger 481 - The Little Clinic Houston Levee		1			1
ABRAZO WEST CAMPUS			1	100%	1
FRESENIUS KIDNEY CARE - BOCA RATON			1	100%	1
GIFFORD MEMORIAL HOSPITAL		1			1
PARRISH MEDICAL GROUP			1	100%	1
MORSELIFE HOME CARE INC			1	100%	1
Rehab Select of Talladega		1			1
PEACE HEALTH FAMILY MEDICINE AT 87TH AVE		1			1
Community Care Center of Heritage House, LLC			1	100%	1
SOUTHWOOD HEALTHCARE CENTER		1			1
PARK LANE NURSING HOME		1			1

# COVID-19: testing by laboratory

Data through May 5, 2021 verified as of May 6, 2021 at 09:25 AM

Data in this report are provisional and subject to change.

The numbers in the table below represent the number of Florida and non-Florida residents for whom test results were received by the Department of Health. A person can be tested by more than one laboratory and can have both positive and negative results. **Therefore, the sum of the numbers in each column will be larger than the total number of people tested.**

Reporting lab	Inconclusive	Negative	Positive	Percent positive	Total
NHC Sequatchie		1			1
Michigan Masonic Home		1			1
Terrace Glen Village		1			1
LIBERTY URGENT CARE			1	100%	1
REEVES COUNTY HOSPITAL DISTRICT			1	100%	1
PHYSICIANS IMMEDIATE CARE CHICAGO			1	100%	1
DIRECT PRIMARY CARE OF BURLESON			1	100%	1
CYPRESS VILLAGE REHAB CENTER		1			1
Luling Living Center		1			1
CAMBRIDGE HEALTH ALLIANCE			1	100%	1
CHATEAU TERREBONNE HEALTH CARE		1			1
MISSISSIPPI VALLEY REGIONAL BLOOD CENTER			1	100%	1
CONTINENTAL HOME HEALTH CARE INC			1	100%	1
SOUTHWOOD NURSING & RETIREMENT CENTER		1			1
SPECTRUM LABORATORY			1	100%	1
Kroger 359 - The Little Clinic Bellevue		1			1
ST MARYS HEALTH CARE SYSTEM		1			1
HERNANDO COUNTY HEALTH DEPT			1	100%	1
WEST BOYNTON DIALYSIS			1	100%	1
EXCEL URGENT CARE OF NJ			1	100%	1
BOLLES SCHOOL, THE			1	100%	1
MERRILL GARDENS AT CHAMPIONSGATE			1	100%	1
CVS MA714OPOCT WESTPORT		1			1
CLAYTON NURSING AND REHABILITATION		1			1
GOOD SHEPHERD HOSPICE INC			1	100%	1
TITUS REGIONAL MEDICAL CENTER			1	100%	1
THE TOLEDO HOSPITAL			1	100%	1
NEXTCARE DOBSON			1	100%	1
BRANDON OUTREACH CLINIC			1	100%	1
WELLINGTON PHYSICIANS URGENT CARE AT PALOMINO			1	100%	1
HCR-ManorCare			1	100%	1
COUNTY OF HAMILTON			1	100%	1
NYU LANGONE AMBULATORY CARE LAKE SUCCE		1			1
Casa Real Center		1			1
MEMORIAL HEALTH UNIVERSITY MEDICAL		1			1
Saint Joseph Living Center		1			1
Medford Multicare		1			1
Chateau Living Center			1	100%	1
Kroger - KR062000426			1	100%	1
DISCOVERY AT HOME, LLC			1	100%	1
Kroger 968 - The Little Clinic Colerain Township		1			1
Pathways Nursing and Rehabilitation Center		1			1
ALLIANCE LABORATORY SERVICES			1	100%	1
Kroger 353 - The Little Clinic Harpers Point		1			1
Moab Regional Hospital			1	100%	1
Hempfield Manor		1			1
Avon Health Center		1			1



# COVID-19: testing by laboratory

Data through May 5, 2021 verified as of May 6, 2021 at 09:25 AM

Data in this report are provisional and subject to change.

The numbers in the table below represent the number of Florida and non-Florida residents for whom test results were received by the Department of Health. A person can be tested by more than one laboratory and can have both positive and negative results. **Therefore, the sum of the numbers in each column will be larger than the total number of people tested.**

Reporting lab	Inconclusive	Negative	Positive	Percent positive	Total
MEDEXPRESS URGENT CARE-MEADVILLE			1	100%	1
ODYSSEY HEALTH CARE OF MARION COUNTY LLC		1			1
PIEDMONT QUICKCARE		1			1
CARESPOT - LEE VISTA			1	100%	1
NORTHSIDE PEDIATRICS & ADOLESCENT MEDI		1			1
Manor Care Health Services- Wilmington			1	100%	1
5 STAR HOME HEALTH SERVICES INC		1			1
SUMMIT DETOX INC			1	100%	1
CITRONELLE HEALTH AND REHABILITATION CENTER		1			1
BOND & STEELE CLINIC PA D/B/A		1			1
LRGHEALTHCARE		1			1
CURA LABORATORY SERVICES			1	100%	1
Rio Grande City Nursing and Rehab Center			1	100%	1
Courtenay Springs Village			1	100%	1
HEALTH CARE SERVICES LC			1	100%	1
MIAMI NORTH DIALYSIS			1	100%	1
ADVENTHEALTH PHYSICIAN GROUP – APPLEWOOD			1	100%	1
ST VINCENTS OUTPATIENT IMAGING		1			1
EAST FL CORE LAB			1	100%	1
VA Healthcare Center- Newburg		1			1
TMH CANCER CENTER LABORATORY			1	100%	1
RIVERSIDE MEDICAL CENTER		1			1
Holly Hill Healthcare Center			1	100%	1
PELICAN STATE OUTPATIENT CENTER			1	100%	1
ADAMS COUNTY HEALTH DEPARTMENT			1	100%	1
STEWARD FLORIDA ALF, INC			1	100%	1
Glen Haven Health and Rehabilitation LLC		1			1
FLAGLER PROFESSIONAL HEALTH CARE SERVICES INC		1			1
CUSTOM SCRIPTS PHARMACY		1			1
NORTH RIVER FAMILY HEALTH CENTER			1	100%	1
GARDENS AT MAPLEWOOD			1	100%	1
Falmouth By The Sea			1	100%	1
INDIAN RIVER SHERIFF OFFICE		1			1
THE GROVE HEALTH AND REHAB			1	100%	1
UNLIMITED MEDICAL SERVICES OF FL PL DBA		1			1
DOCTORS AFTER HOURS URGENT CARE CENTER			1	100%	1
Community Compassion Center of Batesville			1	100%	1
BROOKSHIRE, THE			1	100%	1
SANFORD LABORATORIES WATERTOWN			1	100%	1
Heartland of Perrysburg		1			1
BEAUMONT URGENT CARE		1			1
441 URGENT CARE CENTER - BROWNWOOD			1	100%	1
Mountain View Manor			1	100%	1
FASTMED - LAKEWAY			1	100%	1
SUPREME MEDICAL GROUP PLLC			1	100%	1
HILTON HEAD HOSPITAL/INPATIENT			1	100%	1
KIOSK MEDICINE OF KENTUCKY LLC		1			1

# COVID-19: testing by laboratory

Data through May 5, 2021 verified as of May 6, 2021 at 09:25 AM

Data in this report are provisional and subject to change.

The numbers in the table below represent the number of Florida and non-Florida residents for whom test results were received by the Department of Health. A person can be tested by more than one laboratory and can have both positive and negative results. **Therefore, the sum of the numbers in each column will be larger than the total number of people tested.**

Reporting lab	Inconclusive	Negative	Positive	Percent positive	Total
SPHERE DX			1	100%	1
Ravenwood Speciality Care		1			1
ST. JOHN HOSPITAL & MEDICAL CENTER			1	100%	1
KIDSVILLE PEDIATRICS III PA			1	100%	1
PLEASANT RIDGE MANOR WEST		1			1
BEAUMONT REFERENCE LABORATORY			1	100%	1
Manassas Health & Rehab			1	100%	1
INHEALTH LIFE SCIENCES LLC			1	100%	1
BRETON REHABILITATION & LIVING CENTRE		1			1
UNIVERSITY OF TOLEDO MEDICAL CENTER			1	100%	1
HALIFAX HEALTH PRIMARY CARE ORMOND			1	100%	1
AMERICAN FAMILY CARE - SMYRNA			1	100%	1
ST MICHAEL'S ELITE MEDICAL HOSPITAL			1	100%	1
CLINICAL RESEARCH OF WEST FLORIDA		1			1
PALMS WEST SURGICENTER		1			1
FIRST CARE WALK IN CLINIC LLC			1	100%	1
SACRED HEART HOSPITAL NURSING			1	100%	1
QLABS			1	100%	1
PROGENESIS INC			1	100%	1
Indianspring of Oakley		1			1
Advanced Rehabilitation of Vernon		1			1
SUMMERFIELD PAIN MANAGEMENT			1	100%	1
WALGREENS #09456		1			1
TEXAS HEALTH ARLINGTON MEMORIAL		1			1
TANNER CLINIC			1	100%	1
TEXAS HEALTH ARLINGTON MEMORIAL HOSPITAL			1	100%	1
PERRY COUNTY NURSING HOME		1			1
ACUTE AND COMMUNICABLE DISEASE PREVENTION			1	100%	1
Alden North Shore			1	100%	1
FALKVILLE HEALTHCARE		1			1
MADISON REHABILITATION HOSPITAL		1			1
Dulles Health and Rehab Center		1			1
PEDRO MENENDEZ HEALTH CENTER AT ST JOHNS			1	100%	1
OMAHA VA MEDICAL CENTER			1	100%	1
Eger Health Care and Rehabilitation Center		1			1
OMC PRIMARY CARE - HOSPITAL CAMPUS			1	100%	1
SHP WESTCHESTER LLC		1			1
CAREMOUNT MEDICAL PC		1			1
VIRGINIA UROLOGY		1			1
Niles Nursing and Rehab. Center		1			1
Walgreens #19992		1			1
PHYSICIANS PREMIER ER- BASTROP			1	100%	1
ROSEN MEDICAL CENTER AT ROSEN COLLEGE CAMPUS			1	100%	1
MID-FLORIDA CANCER CENTERS		1			1
JACK M MATHENY II MD			1	100%	1
BEST CARE COMMUNITY AND FAMILY HEALTH CENTER INC			1	100%	1
DIGNITY HEALTH GOHEALTH		1			1

# COVID-19: testing by laboratory

Data through May 5, 2021 verified as of May 6, 2021 at 09:25 AM

Data in this report are provisional and subject to change.

The numbers in the table below represent the number of Florida and non-Florida residents for whom test results were received by the Department of Health. A person can be tested by more than one laboratory and can have both positive and negative results. **Therefore, the sum of the numbers in each column will be larger than the total number of people tested.**

Reporting lab	Inconclusive	Negative	Positive	Percent positive	Total
PUBLIX PHARMACY #1114			1	100%	1
Total	106,358	19,986,856	2,922,347	13%	23,015,561