

COVID-19: summary of cases and monitoring

Data through May 6, 2021 verified as of May 7, 2021 at 09:25 AM

Data in this report are provisional and subject to change.

Cases: people with positive PCR or antigen test result

Total cases	2,262,598
Florida residents	2,220,240
Non-Florida residents	42,358
Type of testing	
Florida residents	2,220,240
Positive by BPHL/CDC	81,254
Positive by commercial/hospital lab	2,138,986
PCR positive	1,770,667
Antigen positive	449,573
Non-Florida residents	42,358
Positive by BPHL/CDC	1,007
Positive by commercial/hospital lab	41,351
PCR positive	28,817
Antigen positive	13,541
Characteristics	
Florida residents hospitalized	91,848
Florida resident deaths	35,635
Non-Florida resident deaths	711

Hospitalized counts include anyone who was hospitalized at some point during their illness. It does not reflect the number of people currently hospitalized.

More information on deaths identified through death certificate data is available on the National Center for Health Statistics website at www.cdc.gov/nchs/nvss/vsrr/COVID19/index.htm.

Cases: people with positive PCR or antigen test result

Risk factors for Florida residents

Traveled	17,829
Contact with a known case	887,914
Traveled and contact with a known case	24,179
Neither	1,290,318
No travel and no contact	268,784
Travel is unknown	725,442
Contact is unknown	493,047
Contact is pending	459,315

Travel can be unknown and contact can be unknown or pending for the same case, these numbers will sum to more than the "neither" total.

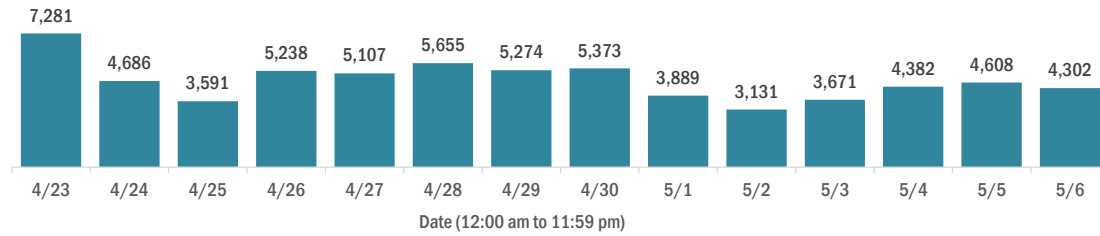
COVID-19: summary of laboratory testing

Data through May 6, 2021 verified as of May 7, 2021 at 09:25 AM

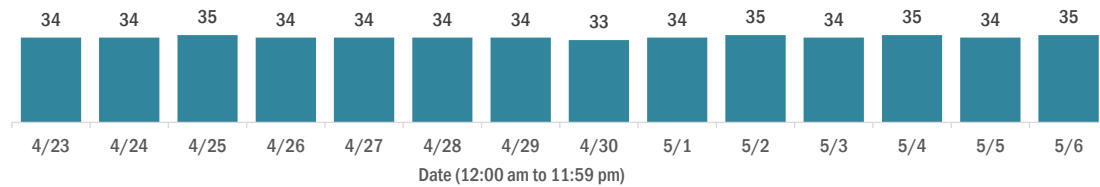
Data in this report are provisional and subject to change.

Cases in Florida residents per day for the past 2 weeks

Number of cases per day



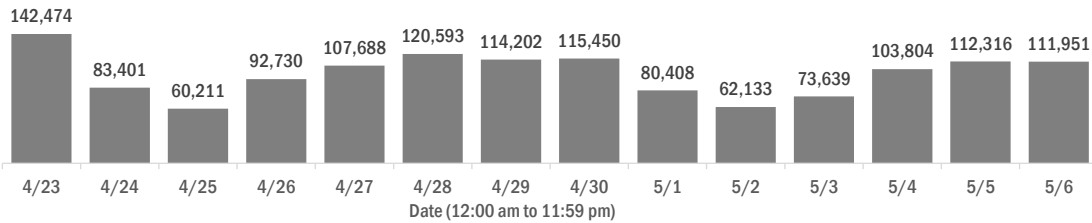
Median age of cases by day



Laboratory testing for Florida residents over the past 2 weeks

Number of Florida residents tested per day

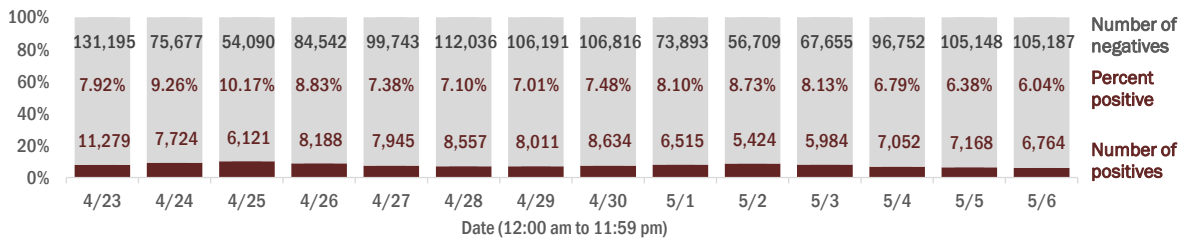
These counts include the number of people for whom the Department received PCR or antigen laboratory results by day. People tested on multiple days will be included for each day a new result was received. A person is only counted once for each day they are tested, regardless of whether multiple specimens are tested or multiple results are received.



Number and percent of Florida residents with positive test results

The percent of positive results ranged from 6.04% to 10.17% over the past 2 weeks and was 6.04% yesterday.

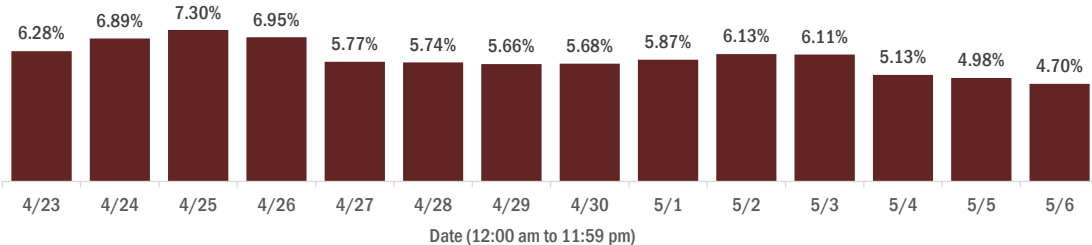
These counts include the number of people for whom the Department received PCR or antigen laboratory results by day. People tested on multiple days will be included for each day a new result was received. A person is only counted once for each day they are tested, regardless of whether multiple specimens are tested or multiple results are received. If a person has a positive specimen and a negative specimen in the same day, only the positive result is counted.



Percent positivity for new cases in Florida residents

The percent of positive results ranged from 4.70% to 7.30% over the past 2 weeks and was 4.70% yesterday.

This percent is the number of people who test PCR- or antigen-positive for the first time divided by all the people tested that day, excluding people who have previously tested positive.



COVID-19: characteristics of 2,220,240 Florida resident cases

Data through May 6, 2021 verified as of May 7, 2021 at 09:25 AM

Data in this report are provisional and subject to change.

Age group	Cases	Hospitalizations	Deaths
0-4 years	47,351 2%	629 1%	1 0%
5-14 years	148,114 7%	617 1%	5 0%
15-24 years	347,351 16%	2,339 3%	48 0%
25-34 years	390,148 18%	4,579 5%	210 1%
35-44 years	346,802 16%	6,826 7%	563 2%
45-54 years	336,927 15%	10,548 11%	1,430 4%
55-64 years	288,008 13%	15,874 17%	3,962 11%
65-74 years	174,085 8%	19,002 21%	7,616 21%
75-84 years	95,476 4%	18,886 21%	10,771 30%
85+ years	44,350 2%	12,538 14%	11,029 31%
Unknown	1,628 0%	10 0%	0 0%
Total	2,220,240	91,848	35,635

Gender	Cases
Female	1,160,902 52%
Male	1,039,519 47%
Unknown	19,819 1%
Total	2,220,240

Ethnicity	Cases	Hospitalizations	Deaths
Hispanic	723,088 33%	23,348 25%	8,371 23%
Non-Hispanic	1,090,248 49%	64,341 70%	25,055 70%
Unknown	406,904 18%	4,159 5%	2,209 6%
Total	2,220,240	91,848	35,635

Race and ethnicity	Cases	Hospitalizations	Deaths
White	1,267,850 57%	60,339 66%	26,107 73%
Hispanic	481,200 22%	16,709 18%	6,699 19%
Non-Hispanic	696,507 31%	41,882 46%	18,292 51%
Unknown	90,143 4%	1,748 2%	1,116 3%
Black	294,269 13%	19,094 21%	5,734 16%
Hispanic	17,624 1%	825 1%	240 1%
Non-Hispanic	254,497 11%	17,897 19%	5,326 15%
Unknown	22,148 1%	372 0%	168 0%
Other race	346,973 16%	10,069 11%	2,810 8%
Hispanic	174,311 8%	5,319 6%	1,255 4%
Non-Hispanic	119,547 5%	4,289 5%	1,329 4%
Unknown	53,115 2%	461 1%	226 1%
Unknown race	311,148 14%	2,346 3%	984 3%
Hispanic	49,953 2%	495 1%	177 0%
Non-Hispanic	19,697 1%	273 0%	108 0%
Unknown	241,498 11%	1,578 2%	699 2%
Total	2,220,240	91,848	35,635

Hospitalization counts include anyone who was hospitalized at some point during their illness. It does not reflect the number of people currently hospitalized. **Other race** includes any person with a race of American Indian/Alaskan native, Asian, native Hawaiian/Pacific Islander, or other.

COVID-19: deaths in Florida residents and staff of long-term care facilities

Data through May 6, 2021 verified as of May 7, 2021 at 09:25 AM

Data in this report are provisional and subject to change.

For current cases in residents or staff of long-term care facilities, please visit: <https://floridahealthcovid19.gov/>

County	Deaths	County	Deaths	County	Deaths
Palm Beach	1073 9%	Okaloosa	167 1%	Madison	20 0%
Dade	1018 9%	Hernando	161 1%	Calhoun	18 0%
Pinellas	904 8%	Osceola	142 1%	Flagler	17 0%
Broward	700 6%	Charlotte	138 1%	Gulf	17 0%
Hillsborough	586 5%	Indian River	124 1%	Wakulla	16 0%
Duval	444 4%	Clay	122 1%	Bradford	14 0%
Polk	435 4%	Leon	100 1%	Washington	13 0%
Brevard	411 4%	Highlands	96 1%	Baker	12 0%
Orange	406 4%	Bay	92 1%	Holmes	12 0%
Sarasota	400 4%	Jackson	87 1%	Jefferson	12 0%
Lee	346 3%	St. Johns	86 1%	Gadsden	10 0%
Marion	336 3%	Santa Rosa	82 1%	Lafayette	10 0%
Volusia	299 3%	Alachua	80 1%	Franklin	9 0%
Escambia	286 3%	Suwannee	60 1%	Levy	7 0%
St. Lucie	247 2%	Columbia	52 0%	Desoto	6 0%
Seminole	234 2%	Putnam	45 0%	Dixie	5 0%
Lake	230 2%	Sumter	44 0%	Monroe	5 0%
Pasco	226 2%	Nassau	34 0%	Taylor	3 0%
Collier	195 2%	Walton	30 0%	Hardee	2 0%
Manatee	193 2%	Hendry	29 0%	Hamilton	1 0%
Citrus	177 2%	Okeechobee	24 0%	Liberty	1 0%
Martin	173 2%	Gilchrist	21 0%	Total	11,345

Note: cases are summarized by the county of usual residence. Residents and staff may be cases associated with facilities that are not in their county of usual residence, resulting in cases being included below for counties that do not have facilities with known cases.

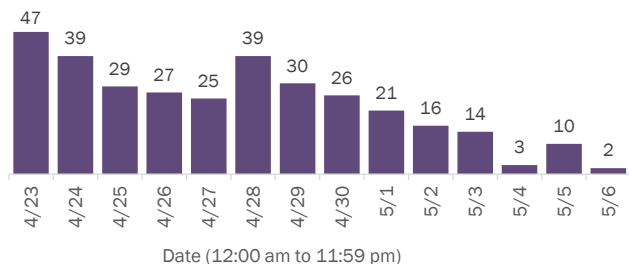
COVID-19: cases in Florida residents who have died

Data through May 6, 2021 verified as of May 7, 2021 at 09:25 AM

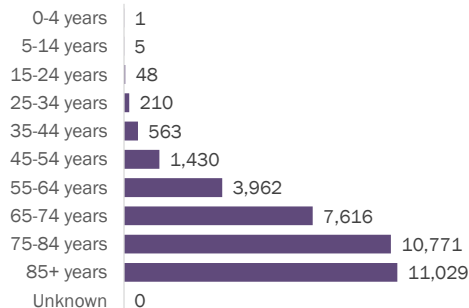
Data in this report are provisional and subject to change.

Demographics for all identified COVID-19 deaths: 35,635

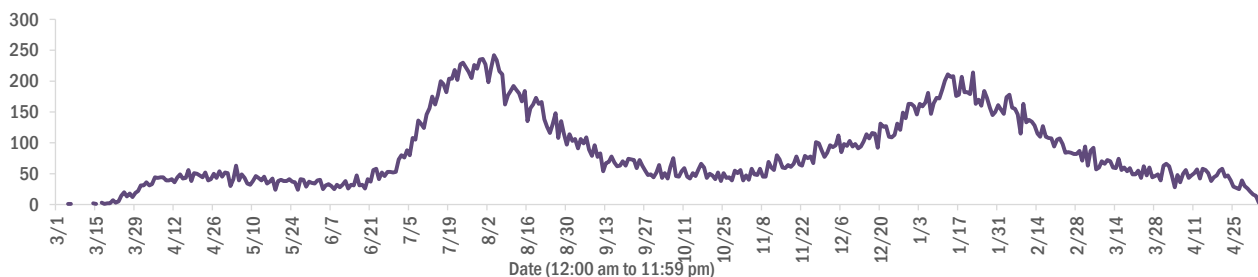
Deaths by date of death for the past 2 weeks



Deaths by age group



Deaths by date of death since March 2020



Age group	Deaths	Cases	Case fatality rate	Mortality rate per 100,000 population
0-4 years	1	47,351	0.0%	0.1
5-14 years	5	148,114	0.0%	0.2
15-24 years	48	347,351	0.0%	1.9
25-34 years	210	390,148	0.1%	7.4
35-44 years	563	346,802	0.2%	21.6
45-54 years	1,430	336,927	0.4%	51.3
55-64 years	3,962	288,008	1.4%	137.0
65-74 years	7,616	174,085	4.4%	313.8
75-84 years	10,771	95,476	11.3%	767.0
85+ years	11,029	44,350	24.9%	1909.7
Unknown	0	1,628	0.0%	
Total	35,635	2,220,240	1.6%	165.0

Race	Deaths	Cases	Case fatality rate	Mortality rate per 100,000 population
White	26,107	1,267,850	2.1%	156.4
Black	5,734	294,269	1.9%	156.8
Other	2,810	346,973	0.8%	225.8
Unknown	984	311,148	0.3%	
Total	35,635	2,220,240	1.6%	165.0

Gender	Deaths	Cases	Case fatality rate	Mortality rate per 100,000 population
Male	20,003	1,039,519	1.9%	189.4
Female	15,631	1,160,902	1.3%	141.6
Unknown	1	19,819	0.0%	
Total	35,635	2,220,240	1.6%	165.0

Ethnicity	Deaths	Cases	Case fatality rate	Mortality rate per 100,000 population
Hispanic	8,371	723,088	1.2%	147.4
Non-Hispanic	25,055	1,090,248	2.3%	157.4
Unknown	2,209	406,904	0.5%	
Total	35,635	2,220,240	1.6%	165.0

COVID-19: characteristics of 2,220,240 cases

Data through May 6, 2021 verified as of May 7, 2021 at 09:25 AM

Data in this report are provisional and subject to change.

Tables below include cases in Florida residents and non-Florida residents.

All 67 Florida counties have cases:

County	FL resident cases	Non-FL resident cases	Total cases	FL resident deaths	FL death rate
Dade	482,547	6,467	489,014	6,232	1.3%
Broward	236,364	2,885	239,249	2,948	1.2%
Palm Beach	142,264	2,628	144,892	2,788	2.0%
Orange	136,219	2,195	138,414	1,270	0.9%
Hillsborough	136,491	1,160	137,651	1,737	1.3%
Duval	96,675	1,607	98,282	1,404	1.5%
Pinellas	77,707	1,950	79,657	1,624	2.1%
Lee	68,386	2,303	70,689	973	1.4%
Polk	68,316	484	68,800	1,332	1.9%
Osceola	43,970	798	44,768	510	1.2%
Volusia	42,586	765	43,351	801	1.9%
Brevard	40,820	725	41,545	874	2.1%
Pasco	41,082	349	41,431	759	1.8%
Manatee	37,829	882	38,711	674	1.8%
Escambia	32,458	3,679	36,137	690	2.1%
Collier	34,512	1,354	35,866	532	1.5%
Seminole	33,914	255	34,169	499	1.5%
Sarasota	31,227	1,581	32,808	822	2.6%
Leon	31,061	924	31,985	320	1.0%
Marion	31,021	160	31,181	965	3.1%
Lake	29,214	522	29,736	638	2.2%
St. Lucie	26,274	196	26,470	637	2.4%
Alachua	24,541	301	24,842	275	1.1%
St. Johns	22,346	310	22,656	211	0.9%
Okaloosa	20,338	228	20,566	362	1.8%
Bay	19,395	818	20,213	388	2.0%
Clay	18,595	52	18,647	340	1.8%
Santa Rosa	17,979	249	18,228	287	1.6%
Hernando	13,894	107	14,001	464	3.3%
Charlotte	12,693	214	12,907	418	3.3%
Indian River	12,421	110	12,531	299	2.4%
Martin	12,099	237	12,336	319	2.6%
Citrus	11,019	99	11,118	445	4.0%
Sumter	9,232	109	9,341	277	3.0%
Highlands	8,456	95	8,551	356	4.2%

County	FL resident cases	Non-FL resident cases	Total cases	FL resident deaths	FL death rate
Nassau	7,942	446	8,388	125	1.6%
Columbia	8,092	44	8,136	169	2.1%
Walton	6,930	870	7,800	87	1.3%
Flagler	7,208	101	7,309	110	1.5%
Monroe	6,562	398	6,960	49	0.7%
Putnam	6,485	24	6,509	148	2.3%
Jackson	6,144	72	6,216	156	2.5%
Gadsden	5,664	17	5,681	98	1.7%
Suwannee	5,308	29	5,337	138	2.6%
Hendry	4,713	17	4,730	83	1.8%
Desoto	4,310	27	4,337	94	2.2%
Okeechobee	3,962	54	4,016	89	2.2%
Baker	3,480	18	3,498	61	1.8%
Wakulla	3,435	14	3,449	55	1.6%
Levy	3,439	9	3,448	54	1.6%
Unknown	115	3,186	3,301	0	0.0%
Hardee	3,130	15	3,145	43	1.4%
Bradford	3,003	13	3,016	56	1.9%
Taylor	2,728	5	2,733	47	1.7%
Washington	2,710	21	2,731	51	1.9%
Holmes	2,224	33	2,257	49	2.2%
Madison	2,035	28	2,063	45	2.2%
Gulf	1,943	23	1,966	43	2.2%
Union	1,824	1	1,825	73	4.0%
Calhoun	1,690	3	1,693	44	2.6%
Hamilton	1,606	20	1,626	25	1.6%
Lafayette	1,619	0	1,619	26	1.6%
Gilchrist	1,607	5	1,612	44	2.7%
Dixie	1,606	3	1,609	24	1.5%
Jefferson	1,466	25	1,491	27	1.8%
Franklin	1,288	34	1,322	17	1.3%
Liberty	1,073	1	1,074	16	1.5%
Glades	954	4	958	19	2.0%
Total	2,220,240	42,358	2,262,598	35,635	1.6%

COVID-19: characteristics of 2,220,240 Florida resident cases

Data through May 6, 2021 verified as of May 7, 2021 at 09:25 AM

Data in this report are provisional and subject to change.

The table below includes the cities and counties of residence for cases in Florida residents based on the patient's ZIP Code. Note that city is not always received as part of the initial notification and may be missing while the case is being investigated.

City and county	Cases
Miami, Dade	279,955
Orlando, Orange	101,184
Jacksonville, Duval	90,885
Tampa, Hillsborough	79,301
Hialeah, Dade	67,511
Fort Lauderdale, Broward	50,055
Hollywood, Broward	44,802
West Palm Beach, Palm Beach	34,810
Kissimmee, Osceola	33,785
Tallahassee, Leon	30,005
Homestead, Dade	29,607
Naples, Collier	29,175
Saint Petersburg, Pinellas	28,297
Pensacola, Escambia	27,080
Fort Myers, Lee	26,304
Bradenton, Manatee	24,618
Boca Raton, Palm Beach	24,244
Lakeland, Polk	23,605
Ocala, Marion	22,802
Pompano Beach, Broward	22,247
Gainesville, Alachua	19,490
Sarasota, Sarasota	19,265
Cape Coral, Lee	17,732
Port Saint Lucie, St. Lucie	17,525
Lake Worth, Palm Beach	17,097
Miami Beach, Dade	16,007
Miramar, Broward	15,378
Clearwater, Pinellas	15,290
Coral Springs, Broward	14,115
Boynton Beach, Palm Beach	13,809
Doral, Dade	13,713
Miami Gardens, Dade	13,011
Panama City, Bay	12,297
Saint Augustine, St. Johns	11,969
Melbourne, Brevard	11,624
Winter Haven, Polk	11,454
Lehigh Acres, Lee	11,255
Delray Beach, Palm Beach	10,610
Riverview, Hillsborough	10,566
Davie, Broward	10,555
Palm Bay, Brevard	9,629
Vero Beach, Indian River	9,571
New Port Richey, Pasco	9,468
Sunrise, Broward	9,256
Saint Cloud, Osceola	8,843
Milton, Santa Rosa	8,699
Fort Pierce, St. Lucie	8,574
Largo, Pinellas	8,468
Coral Gables, Dade	8,450
Daytona Beach, Volusia	8,405
Apopka, Orange	8,369
Spring Hill, Hernando	8,359
Plantation, Broward	8,323
North Miami Beach, Dade	8,141
Davenport, Polk	8,101
Clermont, Lake	7,970
Brandon, Hillsborough	7,926
Sanford, Seminole	7,641

COVID-19: characteristics of 2,220,240 Florida resident cases

Data through May 6, 2021 verified as of May 7, 2021 at 09:25 AM

Data in this report are provisional and subject to change.

The table below includes the cities and counties of residence for cases in Florida residents based on the patient's ZIP Code. Note that city is not always received as part of the initial notification and may be missing while the case is being investigated.

City and county	Cases
Deltona, Volusia	7,586
Orange Park, Clay	7,552
Plant City, Hillsborough	7,405
Jupiter, Palm Beach	7,378
Weston, Broward	7,348
Lake City, Columbia	7,347
Deerfield Beach, Broward	6,900
Winter Garden, Orange	6,634
Tamarac, Broward	6,371
Port Charlotte, Charlotte	6,220
Wesley Chapel, Pasco	6,078
Palm Coast, Flagler	6,067
Coconut Creek, Broward	6,002
Margate, Broward	5,863
Stuart, Martin	5,759
Land O Lakes, Pasco	5,748
Palm Beach Gardens, Palm Beach	5,681
Deland, Volusia	5,670
Fort Walton Beach, Okaloosa	5,621
Wellington, Palm Beach	5,494
Oviedo, Seminole	5,482
Palm Harbor, Pinellas	5,481
Winter Park, Orange	5,445
Palmetto, Manatee	5,435
Crestview, Okaloosa	5,407
Lutz, Hillsborough	5,133
Altamonte Springs, Seminole	5,121
Port Orange, Volusia	4,964
Valrico, Hillsborough	4,873
Opa Locka, Dade	4,868
Haines City, Polk	4,814
North Port, Sarasota	4,769
Brooksville, Hernando	4,747
Miami Lakes, Dade	4,729
Venice, Sarasota	4,700
Pembroke Pines, Broward	4,678
Hallandale, Broward	4,645
Middleburg, Clay	4,637
Sebring, Highlands	4,561
Punta Gorda, Charlotte	4,551
Leesburg, Lake	4,457
Ocoee, Orange	4,425
Zephyrhills, Pasco	4,288
The Villages, Sumter	4,263
Seminole, Pinellas	4,244
Ormond Beach, Volusia	4,228
Saint Johns, St. Johns	4,225
Arcadia, Desoto	4,197
Bonita Springs, Lee	4,159
Live Oak, Suwannee	4,106
Pinellas Park, Pinellas	4,065
Okeechobee, Okeechobee	3,948
North Lauderdale, Broward	3,943
Longwood, Seminole	3,921
North Miami, Dade	3,890
Ruskin, Hillsborough	3,863
Windermere, Orange	3,844
Cocoa, Brevard	3,805
Immokalee, Collier	3,801

COVID-19: characteristics of 2,220,240 Florida resident cases

Data through May 6, 2021 verified as of May 7, 2021 at 09:25 AM

Data in this report are provisional and subject to change.

The table below includes the cities and counties of residence for cases in Florida residents based on the patient's ZIP Code. Note that city is not always received as part of the initial notification and may be missing while the case is being investigated.

City and county	Cases
Navarre, Santa Rosa	3,763
Casselberry, Seminole	3,601
Port Richey, Pasco	3,429
Hudson, Pasco	3,397
Niceville, Okaloosa	3,375
Titusville, Brevard	3,368
Gulf Breeze, Santa Rosa	3,360
Lake Worth Beach, Palm Beach	3,326
Key West, Monroe	3,252
Cantonment, Escambia	3,241
Dade City, Pasco	3,231
North Fort Myers, Lee	3,217
Panama City Beach, Bay	3,215
Winter Springs, Seminole	3,200
Jacksonville Beach, Duval	3,156
Oakland Park, Broward	3,143
Bartow, Polk	3,142
Lake Mary, Seminole	3,113
Aventura, Dade	3,112
Crawfordville, Wakulla	3,084
Kissimmee, Polk	3,072
New Smyrna Beach, Volusia	3,046
Auburndale, Polk	3,010
Quincy, Gadsden	3,005
Palatka, Putnam	2,991
Lake Wales, Polk	2,960
Merritt Island, Brevard	2,896
Green Cove Springs, Clay	2,878
Tarpon Springs, Pinellas	2,836
Fernandina Beach, Nassau	2,825
Ponte Vedra Beach, St. Johns	2,773
Parkland, Broward	2,765
Cutler Ridge, Dade	2,759
Inverness, Citrus	2,638
Eustis, Lake	2,607
Loxahatchee, Palm Beach	2,600
Wimauma, Hillsborough	2,579
Cooper City, Broward	2,564
Perry, Taylor	2,558
Holiday, Pasco	2,555
Belle Glade, Palm Beach	2,545
Lynn Haven, Bay	2,538
Estero, Lee	2,516
Royal Palm Beach, Palm Beach	2,505
Dunedin, Pinellas	2,491
Marianna, Jackson	2,446
Clewiston, Hendry	2,438
Santa Rosa Beach, Walton	2,430
Fleming Island, Clay	2,427
Sarasota, Manatee	2,396
Key Biscayne, Dade	2,385
Parrish, Manatee	2,349
Rockledge, Brevard	2,337
Odessa, Hillsborough	2,288
Riviera Beach, Palm Beach	2,276
Seffner, Hillsborough	2,226
Defuniak Springs, Walton	2,188
Palm City, Martin	2,171
Mulberry, Polk	2,170

COVID-19: characteristics of 2,220,240 Florida resident cases

Data through May 6, 2021 verified as of May 7, 2021 at 09:25 AM

Data in this report are provisional and subject to change.

The table below includes the cities and counties of residence for cases in Florida residents based on the patient's ZIP Code. Note that city is not always received as part of the initial notification and may be missing while the case is being investigated.

City and county	Cases
Mount Dora, Lake	2,166
Avon Park, Highlands	2,162
Labelle, Hendry	2,115
Chipley, Washington	2,103
Destin, Okaloosa	2,097
Groveland, Lake	2,047
Tavares, Lake	2,043
Starke, Bradford	2,036
Lithia, Hillsborough	2,007
Orange City, Volusia	1,985
Pinecrest, Dade	1,959
Summerfield, Marion	1,928
Maitland, Orange	1,924
Yulee, Nassau	1,889
Wauchula, Hardee	1,854
Palmetto Bay, Dade	1,811
Sebastian, Indian River	1,788
Dania, Broward	1,745
Homosassa, Citrus	1,735
Callahan, Nassau	1,728
Lady Lake, Lake	1,712
Macclenny, Baker	1,706
Ponte Vedra, St. Johns	1,692
Edgewater, Volusia	1,647
Carol City, Dade	1,645
Crystal River, Citrus	1,639
Gibsonton, Hillsborough	1,634
Oldsmar, Pinellas	1,614
Missing, Dade	1,599
Bonifay, Holmes	1,589
Lake Placid, Highlands	1,588
Mayo, Lafayette	1,586
Coconut Grove, Dade	1,578
Dover, Hillsborough	1,577
Apollo Beach, Hillsborough	1,572
Hobe Sound, Martin	1,542
Florida City, Dade	1,536
Debary, Volusia	1,527
Palm Springs, Palm Beach	1,497
Crossings, Dade	1,493
Pace, Santa Rosa	1,480
Sun City Center, Hillsborough	1,467
Dunnellon, Marion	1,449
Atlantic Beach, Duval	1,439
Lake Butler, Union	1,413
Belleview, Marion	1,372
Lantana, Palm Beach	1,367
Madison, Madison	1,348
North Palm Beach, Palm Beach	1,347
Monticello, Jefferson	1,343
Biscayne Park, Dade	1,340
Alachua, Alachua	1,337
Safety Harbor, Pinellas	1,278
Indiantown, Martin	1,275
South Miami, Dade	1,265
Williston, Levy	1,263
Ellenton, Manatee	1,258
Graceville, Jackson	1,249
Jensen Beach, Martin	1,224

COVID-19: characteristics of 2,220,240 Florida resident cases

Data through May 6, 2021 verified as of May 7, 2021 at 09:25 AM

Data in this report are provisional and subject to change.

The table below includes the cities and counties of residence for cases in Florida residents based on the patient's ZIP Code. Note that city is not always received as part of the initial notification and may be missing while the case is being investigated.

City and county	Cases
Lecanto, Citrus	1,210
Lauderhill, Broward	1,207
Satellite Beach, Brevard	1,201
Newberry, Alachua	1,197
Century, Escambia	1,177
Beverly Hills, Citrus	1,156
Englewood, Charlotte	1,143
Havana, Gadsden	1,134
Hilliard, Nassau	1,117
El Portal, Dade	1,116
Freeport, Walton	1,102
Trenton, Gilchrist	1,101
Wildwood, Sumter	1,092
Wilton Manors, Broward	1,088
Nokomis, Sarasota	1,076
Blountstown, Calhoun	1,052
Key Largo, Monroe	1,052
Keystone Heights, Clay	1,043
Jasper, Hamilton	1,042
Bushnell, Sumter	1,040
Frostproof, Polk	1,028
Lauderdale Lakes, Broward	1,012
Medley, Dade	1,010
Wewahitchka, Gulf	1,005
Hernando, Citrus	1,003
Polk City, Polk	990
Mary Esther, Okaloosa	976
Dunnellon, Citrus	965
Sanderson, Baker	960
Fellsmere, Indian River	948
Shalimar, Okaloosa	931
Fisher Island, Dade	923
Spring Hill, Pasco	920
Minneola, Lake	920
Everglades National Park, Dade	909
Port Saint Joe, Gulf	905
Marco Island, Collier	896
Moore Haven, Glades	889
Cocoa Beach, Brevard	879
Chiefland, Levy	879
Trinity, Pasco	869
Thonotosassa, Hillsborough	863
Sorrento, Lake	861
High Springs, Alachua	861
Fort Meade, Polk	856
Pahokee, Palm Beach	853
Coleman, Sumter	853
Fruitland Park, Lake	844
South Bay, Palm Beach	841
Englewood, Sarasota	833
Bristol, Liberty	829
Cross City, Dixie	827
Indialantic, Brevard	818
Glen Saint Mary, Baker	808
Southwest Ranches, Broward	804
Marathon, Monroe	784
Crescent City, Putnam	780
Umatilla, Lake	766
Interlachen, Putnam	760

COVID-19: characteristics of 2,220,240 Florida resident cases

Data through May 6, 2021 verified as of May 7, 2021 at 09:25 AM

Data in this report are provisional and subject to change.

The table below includes the cities and counties of residence for cases in Florida residents based on the patient's ZIP Code. Note that city is not always received as part of the initial notification and may be missing while the case is being investigated.

City and county	Cases
West Melbourne, Brevard	759
Miramar Beach, Walton	758
Lake Alfred, Polk	744
Fort Myers Beach, Lee	744
Chattahoochee, Gadsden	729
Old Town, Dixie	720
Bowling Green, Hardee	712
Weeki Wachee, Hernando	712
Olympia Heights, Dade	704
Uleta, Dade	701
Jacksonville, St. Johns	698
South Daytona, Volusia	688
Silver Springs, Marion	686
Lawtey, Bradford	681
Coral, Dade	678
Neptune Beach, Duval	674
Fort White, Columbia	674
Surfside, Dade	653
Palm Beach, Palm Beach	647
Belle Isle, Orange	644
Gulfport, Pinellas	629
Bronson, Levy	628
Baker, Okaloosa	617
Mascotte, Lake	612
Bunnell, Flagler	612
Clearwater Beach, Pinellas	611
Rotunda West, Charlotte	576
Sneads, Jackson	571
Myakka City, Manatee	558
Mims, Brevard	558
Hawthorne, Alachua	552
Jay, Santa Rosa	551
Oxford, Sumter	541
Dundee, Polk	533
Carrabelle, Franklin	530
Cape Canaveral, Brevard	529
Oakland, Orange	526
Tavernier, Monroe	525
Alva, Lee	524
Ocklawaha, Marion	519
Missing, Volusia	514
Citra, Marion	512
Melbourne Beach, Brevard	512
Cottdonale, Jackson	509
Indian Harbour Beach, Brevard	507
Florida State University, Leon	506
Sweetwater, Dade	506
Zolfo Springs, Hardee	506
Bal Harbour, Dade	503
Flagler Beach, Flagler	498
Molino, Escambia	494
Midway, Gadsden	490
Celebration, Osceola	482
Youngstown, Bay	478
Webster, Sumter	478
East Palatka, Putnam	473
Bell, Gilchrist	463
Altha, Calhoun	451
Branford, Suwannee	442

COVID-19: characteristics of 2,220,240 Florida resident cases

Data through May 6, 2021 verified as of May 7, 2021 at 09:25 AM

Data in this report are provisional and subject to change.

The table below includes the cities and counties of residence for cases in Florida residents based on the patient's ZIP Code. Note that city is not always received as part of the initial notification and may be missing while the case is being investigated.

City and county	Cases
De Leon Springs, Volusia	439
Eagle Lake, Polk	434
Apalachicola, Franklin	432
Missing, Orange	427
West Miami, Dade	426
Haverhill, Palm Beach	425
Archer, Alachua	422
Osprey, Sarasota	412
Floral City, Citrus	409
Chuluota, Seminole	408
Ave Maria, Collier	404
Tequesta, Palm Beach	399
Centerville, Leon	397
Lake Park, Palm Beach	396
Holly Hill, Volusia	390
Hastings, St. Johns	390
Pierson, Volusia	381
Grand Ridge, Jackson	377
Raiford, Union	376
Grand Island, Lake	371
Montverde, Lake	363
Indian Rocks Beach, Pinellas	346
Malabar, Brevard	345
Gotha, Orange	345
Alafaya, Orange	342
Bryceville, Nassau	338
Hallandale Beach, Broward	337
Greenville, Madison	336
Vernon, Washington	334
Satsuma, Putnam	333
Kenneth City, Pinellas	330
Elkton, St. Johns	325
Lake Panasoffkee, Sumter	324
Fort McCoy, Marion	323
Malone, Jackson	321
Sebastian, Brevard	320
Jennings, Hamilton	318
Melrose, Putnam	315
Reddick, Marion	315
Belleair, Pinellas	310
Laurel Hill, Okaloosa	309
Eastpoint, Franklin	307
Geneva, Seminole	303
San Antonio, Pasco	303
Greenacres, Palm Beach	301
Anthony, Marion	301
Morriston, Levy	300
Westville, Holmes	300
Winter Park, Seminole	298
Valparaiso, Okaloosa	296
Lehigh, Lee	296
O Brien, Suwannee	291
Greenwood, Jackson	284
Ponce De Leon, Holmes	278
Fern Park, Seminole	276
Kindred, Osceola	276
South Pasadena, Pinellas	266
Eglin Air Force Base, Okaloosa	262
Inlet Beach, Walton	259

COVID-19: characteristics of 2,220,240 Florida resident cases

Data through May 6, 2021 verified as of May 7, 2021 at 09:25 AM

Data in this report are provisional and subject to change.

The table below includes the cities and counties of residence for cases in Florida residents based on the patient's ZIP Code. Note that city is not always received as part of the initial notification and may be missing while the case is being investigated.

City and county	Cases
Sanibel, Lee	255
Islamorada, Monroe	254
University Of Central Fl, Orange	253
Weirsdale, Marion	252
Edgewood, Orange	249
Poinciana, Polk	248
Fountain, Bay	246
White Springs, Hamilton	244
Longboat Key, Manatee	244
Lee, Madison	242
Southport, Bay	240
Cutler Bay, Dade	238
Saint James City, Lee	237
Gretna, Gadsden	236
Hosford, Liberty	229
Madeira Beach, Pinellas	226
Wellborn, Suwannee	225
Howey-In-The-Hills, Lake	223
Astatula, Lake	223
Lakewood Ranch, Manatee	223
Holt, Okaloosa	222
Juno Beach, Palm Beach	221
Lauderdale By The Sea, Broward	215
Atlantis, Palm Beach	214
Babson Park, Polk	213
Lake Helen, Volusia	213
Mcdavid, Escambia	212
Holmes Beach, Manatee	209
Micanopy, Alachua	208
Bay Harbor Islands, Dade	206
Osteen, Volusia	204
Altoona, Lake	202
Center Hill, Sumter	200
Sopchoppy, Wakulla	199
Zellwood, Orange	199
Azalea Park, Orange	195
Alford, Jackson	193
Mcalpin, Suwannee	192
The Villages, Lake	186
Viera, Brevard	184
The Villages, Marion	183
Golden Beach, Dade	182
Odessa, Pasco	181
Hypoluxo, Palm Beach	181
Bokeelia, Lee	180
Missing, Lee	176
Summerland Key, Monroe	175
Mangonia Park, Palm Beach	175
Pomona Park, Putnam	174
Oak Hill, Volusia	170
Ponce Inlet, Volusia	168
University Of Fl, Alachua	167
University Of Miami, Dade	167
Rocky Point, Hillsborough	167
Grant-Valkaria, Brevard	165
Paisley, Lake	164
Lutz, Pasco	163
Caryville, Washington	162
Bay Lake, Orange	160

COVID-19: characteristics of 2,220,240 Florida resident cases

Data through May 6, 2021 verified as of May 7, 2021 at 09:25 AM

Data in this report are provisional and subject to change.

The table below includes the cities and counties of residence for cases in Florida residents based on the patient's ZIP Code. Note that city is not always received as part of the initial notification and may be missing while the case is being investigated.

City and county	Cases
Sumterville, Sumter	159
Lockhart, Orange	157
Citrus Springs, Citrus	154
Hollister, Putnam	152
Christmas, Orange	151
Big Pine Key, Monroe	149
San Mateo, Putnam	148
Hiwassee, Orange	147
Inglis, Levy	146
Carrollwood, Hillsborough	146
Lady Lake, Sumter	145
Clair-Mel City, Hillsborough	139
West Park, Broward	138
Missing, St. Johns	136
Lake Hamilton, Polk	135
Buena Ventura Lakes, Osceola	135
Baldwin, Duval	134
Cloud Lake, Palm Beach	134
University Of Central Florida, Orange	133
Clarksville, Calhoun	132
Kendall, Dade	131
Hampton, Bradford	130
Apopka, Seminole	130
Harmony, Osceola	129
Missing, Sumter	129
Missing, Pinellas	128
Steinhatchee, Taylor	127
Placida, Charlotte	127
Belleair Beach, Pinellas	124
Matlacha, Lee	123
City Of Sunrise, Broward	122
Dania Beach, Broward	120
Lighthouse Point, Broward	119
Tierra Verde, Pinellas	119
Seville, Volusia	119
Temple Terrace, Hillsborough	118
Barry University, Dade	115
Saint Leo, Pasco	115
Sunny Isles Beach, Dade	114
Dinsmore, Duval	114
Hurlburt Field, Okaloosa	113
Callaway, Bay	113
Astor, Lake	112
Cedar Key, Levy	111
Panacea, Wakulla	110
Bradenton Beach, Manatee	108
Brooker, Bradford	107
Florahome, Putnam	105
Lamont, Jefferson	104
Princeton, Dade	104
Waldo, Alachua	104
Canal Point, Palm Beach	103
Barefoot Bay, Brevard	102
Fruit Cove, St. Johns	101
Tyndall Air Force Base, Bay	100
Florida Gulf Coast Univ, Lee	99
South Fort Myers, Lee	98
Kathleen, Polk	97
University Of South Florida, Hillsborough	97

COVID-19: characteristics of 2,220,240 Florida resident cases

Data through May 6, 2021 verified as of May 7, 2021 at 09:25 AM

Data in this report are provisional and subject to change.

The table below includes the cities and counties of residence for cases in Florida residents based on the patient's ZIP Code. Note that city is not always received as part of the initial notification and may be missing while the case is being investigated.

City and county	Cases
Bascom, Jackson	96
Missing, Lake	95
Lorida, Highlands	94
Ocean Ridge, Palm Beach	93
Crystal Beach, Pinellas	93
Maitland, Seminole	92
Pinetta, Madison	90
Fort Denaud, Hendry	90
F M, Lee	88
Saint Pete Beach, Pinellas	88
Missing, St. Lucie	87
Missing, Marion	85
Yalaha, Lake	83
Boca Grande, Lee	83
Patrick Air Force Base, Brevard	81
Welaka, Putnam	80
Wekiwa Springs, Seminole	79
Eatonville, Orange	79
Palma Ceia, Hillsborough	76
North Venice, Sarasota	75
Avon Park, Polk	73
Cudjoe Key, Monroe	72
Missing, Duval	72
Campbellton, Jackson	72
Miami Springs, Dade	71
Ochopee, Collier	71
Air Mail Facility, Dade	69
Anna Maria, Manatee	69
Reunion, Osceola	68
Georgetown, Putnam	68
Northdale, Hillsborough	68
Greensboro, Gadsden	67
Missing, Palm Beach	67
Felda, Hendry	66
Destin, Walton	66
Stock Island, Monroe	65
Missing, Pasco	65
Treasure Island, Pinellas	63
North Redington Beach, Pinellas	63
Duette, Manatee	60
Mexico Beach, Bay	60
Bonita Beach, Lee	59
Micco, Brevard	59
Orlando, Seminole	58
Bellview, Escambia	58
Okahumpka, Lake	57
University Of Tampa, Hillsborough	57
Lake Suzy, Desoto	56
Miromar Lakes, Lee	55
Walnut Hill, Escambia	55
Ona, Hardee	55
Green Acres, Palm Beach	55
Singer Island, Palm Beach	55
Missing, Santa Rosa	54
Enterprise, Volusia	54
Highland City, Polk	54
Heathrow, Seminole	54
Miami, Broward	53
Aloma, Orange	53

COVID-19: characteristics of 2,220,240 Florida resident cases

Data through May 6, 2021 verified as of May 7, 2021 at 09:25 AM

Data in this report are provisional and subject to change.

The table below includes the cities and counties of residence for cases in Florida residents based on the patient's ZIP Code. Note that city is not always received as part of the initial notification and may be missing while the case is being investigated.

City and county	Cases
Orlando, Dade	52
Stetson University, Volusia	52
Town N Country, Hillsborough	52
Palm Beach Shores, Palm Beach	51
Intercession City, Osceola	50
Waverly, Polk	50
Salt Springs, Marion	50
Terra Ceia, Manatee	50
Naranja, Dade	49
Florida International Univ, Dade	48
Missing, Broward	47
Cinco Bayou, Okaloosa	47
Eaton Park, Polk	47
Bayonet Point, Pasco	47
Florence Villa, Polk	46
Missing, Hillsborough	46
Ebro, Washington	45
Key Colony Beach, Monroe	45
Kenansville, Osceola	45
Village Wellington, Palm Beach	45
Orlando, Osceola	45
Sewalls Point, Martin	44
Manalapan, Palm Beach	43
Miami Shores, Dade	43
Lacoochee, Pasco	43
Gulf Breeze, Escambia	43
Lakeshore, Polk	42
Village Of Wellington, Palm Beach	42
North Bay Village, Dade	42
Ridge Manor, Pasco	42
Cortez, Manatee	41
Missing, Seminole	41
Sugarloaf Key, Monroe	40
Saint Johns, Duval	40
Pine Hills, Orange	40
Bayshore Gardens, Manatee	40
Hialeah Gardens, Dade	39
Davenport, Osceola	39
Westlake, Palm Beach	39
Bonaventure, Broward	39
Pasadena, Pinellas	38
Univ Of FI Student Dorms, Alachua	38
Bradley, Polk	38
Florida A And M University, Leon	38
Jupiter, Martin	38
Ponte Vedra, Duval	38
Highland Beach, Palm Beach	37
Bay Pines, Pinellas	37
Eloise, Polk	37
Orlando, Volusia	37
Orlando, Broward	37
Poinciana, Osceola	36
Lulu, Columbia	36
Venus, Highlands	36
Lealman, Pinellas	36
Tice, Lee	36
Homeland, Polk	35
Palm Shores, Brevard	35
Hallandale Beach, Broward	34

COVID-19: characteristics of 2,220,240 Florida resident cases

Data through May 6, 2021 verified as of May 7, 2021 at 09:25 AM

Data in this report are provisional and subject to change.

The table below includes the cities and counties of residence for cases in Florida residents based on the patient's ZIP Code. Note that city is not always received as part of the initial notification and may be missing while the case is being investigated.

City and county	Cases
Flemington, Marion	34
Siesta Key, Sarasota	34
City Of Westlake, Palm Beach	34
Orlando, Polk	34
Dowling Park, Suwannee	33
Indian Lake Estates, Polk	33
Sydney, Hillsborough	33
Alturas, Polk	32
Wekiva Springs, Seminole	32
Kinard, Calhoun	32
Bagdad, Santa Rosa	32
Homosassa Springs, Citrus	32
Nocatee, Desoto	31
South Palm Beach, Palm Beach	31
Mcintosh, Marion	31
Westchase, Hillsborough	30
Saint Marks, Wakulla	30
Palmdale, Glades	30
Penney Farms, Clay	30
Chokoloskee, Collier	29
Bonita Springs, Collier	29
Archer, Levy	29
Little Torch Key, Monroe	29
Missing, Manatee	29
Orlando, Hillsborough	28
Pine Castle, Orange	28
Pembroke Park, Broward	28
Tangerine, Orange	28
Horseshoe Beach, Dixie	28
Sparr, Marion	27
Florida State, Leon	27
Caryville, Holmes	27
Miami, Unknown	27
Balm, Hillsborough	27
New Smyrna, Volusia	27
Fort Lauderdale, Dade	26
Orange Lake, Marion	26
Missing, Citrus	26
Missing, Indian River	26
Labelle, Glades	26
Paxton, Walton	26
Redington Shores, Pinellas	26
Long Key, Monroe	26
South Miami Heights, Dade	25
Pensacola Beach, Santa Rosa	25
Yankeetown, Levy	25
Hawthorne, Putnam	25
Earleton, Alachua	25
Missing, Monroe	25
Tioga, Alachua	25
Missing, Escambia	25
Goulds, Dade	24
Santa Fe, Alachua	24
Union Park, Orange	24
Wabasso, Indian River	24
Boca Raton, Broward	24
Missing, Brevard	24
Loughman, Polk	24
Bostwick, Putnam	23

COVID-19: characteristics of 2,220,240 Florida resident cases

Data through May 6, 2021 verified as of May 7, 2021 at 09:25 AM

Data in this report are provisional and subject to change.

The table below includes the cities and counties of residence for cases in Florida residents based on the patient's ZIP Code. Note that city is not always received as part of the initial notification and may be missing while the case is being investigated.

City and county	Cases
Champions Gate, Polk	22
Florida Dept Of Corrections, Union	22
Wausau, Washington	22
Plymouth, Orange	22
Citrus Ridge, Indian River	22
Crystal Springs, Pasco	22
Laud-By-The-Sea, Broward	22
Missing, Okaloosa	22
Mango, Hillsborough	22
Kissimmee, Orange	22
La Crosse, Alachua	22
Buckingham, Lee	22
Branford, Lafayette	22
Mexico Beach, Gulf	22
Florida International University, Dade	22
Sun City, Hillsborough	21
Perdido Key, Escambia	21
Parker, Bay	21
Ramrod Key, Monroe	21
Everglades City, Collier	21
Fort Ogden, Desoto	21
Bonifay, Washington	21
Missing, Collier	20
Trenton, Levy	20
Jensen Beach, St. Lucie	20
Lake Como, Putnam	20
Candler, Marion	20
Golden Oak, Orange	20
Hollywood, Dade	20
Indian River Shores, Indian River	20
Goodland, Collier	20
Babcock Ranch, Lee	19
High Springs, Gilchrist	19
Maxville, Duval	19
Nalcrest, Polk	19
Lake Buena Vista, Orange	19
Lowell, Marion	19
Brooksville, Pasco	19
Orlando, Palm Beach	19
Wildlight, Nassau	19
Forest City, Orange	18
Belleair Bluffs, Pinellas	18
Johns Pass Village, Pinellas	18
West Panama City Beach, Bay	18
Florida State Univ Admin, Leon	18
Babcock Ranch, Charlotte	18
Lakewood Ranch, Sarasota	18
Tallevast, Manatee	18
Gulf Stream, Palm Beach	18
Nichols, Polk	18
Hillsboro Beach, Broward	17
Missing, Martin	17
Braden River, Manatee	17
Mount Dora, Orange	17
Missing, Bay	17
Webster, Hernando	17
Shady Hills, Pasco	17
Hutchinson Island, St. Lucie	17
Graceville, Holmes	17

COVID-19: characteristics of 2,220,240 Florida resident cases

Data through May 6, 2021 verified as of May 7, 2021 at 09:25 AM

Data in this report are provisional and subject to change.

The table below includes the cities and counties of residence for cases in Florida residents based on the patient's ZIP Code. Note that city is not always received as part of the initial notification and may be missing while the case is being investigated.

City and county	Cases
Lake Monroe, Seminole	17
Hialeah, Broward	17
Daytona Beach Shores, Volusia	17
Deer Island, Lake	17
Trilby, Pasco	17
Wewahitchka, Calhoun	16
Lake City, Suwannee	16
Woodville, Leon	16
Otter Creek, Levy	16
Miami Gardens, Broward	16
Hernando Beach, Hernando	16
Gulf Hammock, Levy	16
White Springs, Columbia	16
Graham, Bradford	16
Suwannee, Dixie	16
Village Of Palmetto Bay, Dade	15
Dade City, Hernando	15
Indian Creek Village, Dade	15
Eau Gallie, Brevard	15
Saint Lucie West, St. Lucie	15
Orlando, Lake	15
Watersound, Walton	15
Orlando, Pinellas	15
Winter Garden, Lake	15
Murdock, Charlotte	14
Choctaw Beach, Okaloosa	14
Copeland, Collier	14
Los Angeles, Dade	14
Durant, Hillsborough	14
Laurel Hill, Walton	14
Wahneta, Polk	14
Virginia Gardens, Dade	14
Mount Plymouth, Lake	13
Holder, Citrus	13
Elfers, Pasco	13
Roseland, Indian River	13
Gonzalez, Escambia	13
Kingsley Lake, Bradford	13
Steinhatchee, Dixie	13
Long Boat Key, Manatee	13
Orlando, Brevard	13
Saint George Island, Franklin	13
Unknown, Dade	13
Alys Beach, Bay	13
Fort Charlotte, Charlotte	13
East Lake, Marion	12
Redington Beach, Pinellas	12
Goldenrod, Seminole	12
Captiva, Lee	12
Grandin, Putnam	12
Naples, Lee	12
Umatilla, Marion	12
Pensacola Beach, Escambia	12
Rosemary Beach, Walton	12
Leisure City, Dade	12
Citrus Hills, Citrus	12
Fanning Springs, Gilchrist	12
Missing, Putnam	12
Greenville, Taylor	11

COVID-19: characteristics of 2,220,240 Florida resident cases

Data through May 6, 2021 verified as of May 7, 2021 at 09:25 AM

Data in this report are provisional and subject to change.

The table below includes the cities and counties of residence for cases in Florida residents based on the patient's ZIP Code. Note that city is not always received as part of the initial notification and may be missing while the case is being investigated.

City and county	Cases
Day, Lafayette	11
Cypress, Jackson	11
Deerfield Beach, Palm Beach	11
Missing, Polk	11
Missing, Sarasota	11
Sea Ranch Lakes, Broward	11
Gibsonia, Polk	11
Innovation, Pasco	10
Telogia, Liberty	10
Missing, Taylor	10
University Park, Manatee	10
Worthington Springs, Union	10
Haines Creek, Lake	10
Forest City, Seminole	10
Ozona, Pinellas	10
Missing, Nassau	10
Rubonia, Manatee	10
Seacrest, Walton	10
Briny Breezes, Palm Beach	10
Basinger, Okeechobee	10
Orlando, Leon	10
Orlando, Duval	10
Perrine, Dade	10
Saint Augustine, Duval	9
West Delray Beach, Palm Beach	9
Grant Valkaria, Brevard	9
High Springs, Columbia	9
Nobleton, Hernando	9
Passport, Unknown	9
Ybor City, Hillsborough	9
Lloyd, Jefferson	9
Lamont, Madison	9
Beverly Beach, Flagler	9
Saint Augustine Beach, St. Johns	9
Putnam Hall, Putnam	9
Ferndale, Lake	9
Scottsmoor, Brevard	9
Palma Sola, Manatee	9
Barberville, Volusia	9
Cottdale, Washington	9
Jerome, Collier	8
Ponce De Leon, Walton	8
Missing, Clay	8
Fairfield, Marion	8
Cross Creek, Alachua	8
Indian Shores, Pinellas	8
Quail Heights, Dade	8
Palm City, St. Lucie	8
Seybold, Dade	8
White City, Gulf	8
Pine Ridge, Citrus	8
Keystone Heights, Bradford	8
Salem, Taylor	8
Orange Springs, Marion	8
Oneco, Manatee	8
Weirsdale, Lake	8
Evinston, Alachua	8
Anastasia Island, St. Johns	8
East Rockland Key, Monroe	7

COVID-19: characteristics of 2,220,240 Florida resident cases

Data through May 6, 2021 verified as of May 7, 2021 at 09:25 AM

Data in this report are provisional and subject to change.

The table below includes the cities and counties of residence for cases in Florida residents based on the patient's ZIP Code. Note that city is not always received as part of the initial notification and may be missing while the case is being investigated.

City and county	Cases
Missing, Flagler	7
Orange Park, Duval	7
Port Saint John, Brevard	7
Inglis, Citrus	7
Fernandina, Nassau	7
Morriston, Marion	7
Orlando, Pasco	7
Longboat Key, Sarasota	7
Switzerland, St. Johns	7
Aripeka, Pasco	7
Maitland, Volusia	7
Valkaria, Brevard	7
Orlando, Alachua	7
River Ranch, Polk	7
Missing, Jackson	7
Niceville, Walton	7
Okeechobee, Glades	7
Punta Gorda, Lee	6
Orlando, Unknown	6
Holt, Santa Rosa	6
Inlet Beach, Bay	6
Deland, Lake	6
Sunny Hills, Washington	6
Shady Grove, Taylor	6
Orlando, Flagler	6
Orlando, Marion	6
Oklawaha, Marion	6
Missing, Walton	6
Labelle, Lee	6
Port Salerno, Martin	6
Ridge Manor Estates, Sumter	6
Maitland, Hillsborough	6
Winter Park, Polk	6
Winderemere, Orange	6
Lake Worth, Broward	6
Grove City, Charlotte	6
Coco River, Collier	6
Eglin, Okaloosa	6
Bruce, Holmes	6
Missing, Osceola	6
Duck Key, Monroe	6
Newberry, Gilchrist	6
San Carlos Park, Lee	6
Miccosukee, Leon	6
Glenwood, Volusia	6
Clarcona, Orange	6
Orchid, Indian River	6
Maitland, Osceola	6
Bradenton, Sarasota	6
Ocoee, Lake	6
Missing, Unknown	6
Point Washington, Walton	6
Mayport Naval Station, Duval	6
Lake Butler, Bradford	6
Missing, Alachua	5
Delray Beach, Broward	5
Alys Beach, Walton	5
Seacrest, Bay	5
Williston, Marion	5

COVID-19: characteristics of 2,220,240 Florida resident cases

Data through May 6, 2021 verified as of May 7, 2021 at 09:25 AM

Data in this report are provisional and subject to change.

The table below includes the cities and counties of residence for cases in Florida residents based on the patient's ZIP Code. Note that city is not always received as part of the initial notification and may be missing while the case is being investigated.

City and county	Cases
Okeechobee, Martin	5
Pompano Beach, Palm Beach	5
Orlando, Manatee	5
Wakulla Springs, Wakulla	5
Cypress Gardens, Polk	5
Island Grove, Alachua	5
Okeechobee, Osceola	5
University Of Central Fl, Hillsborough	5
Cape Haze, Charlotte	5
Bayou George, Bay	5
Boynton Beach, Broward	5
Miramar, Dade	5
Fort Lauderdale, Palm Beach	5
Jacksonville Naval Air Station, Duval	5
Highland Park, Polk	5
Ebro, Bay	5
Los Angeles, Broward	5
Westchester, Dade	5
Mid Florida, Seminole	5
Ocean Breeze, Martin	5
Missing, Highlands	5
Missing, Columbia	5
Missing, Leon	5
Missing, Hernando	5
Milton, Escambia	5
Mayport, Duval	5
Clermont, Polk	5
Jacksonville, Clay	5
Greenville, Jefferson	5
Pass, Unknown	5
Stuart, St. Lucie	5
Lake Geneva, Clay	5
Miami, Palm Beach	5
Live Oak, Madison	4
Loxahatchee Groves, Palm Beach	4
West Bradenton, Manatee	4
Marina Del Rey, Dade	4
Lake Harbor, Palm Beach	4
Glen Ridge, Palm Beach	4
Coconut Creek, Palm Beach	4
Orem, Palm Beach	4
Melrose, Bradford	4
Jacksonville, Dade	4
Arcadia, Hillsborough	4
Branford, Gilchrist	4
Clewiston, Palm Beach	4
Conch Key, Monroe	4
North Fort Myers, Charlotte	4
Sharpes, Brevard	4
Sugarloaf, Monroe	4
Wacissa, Jefferson	4
Lamont, Taylor	4
Lazy Lake, Broward	4
International Service Center, Dade	4
Indian Rock Beach, Pinellas	4
Bowling Green, Polk	4
Plantation Key, Monroe	4
North Miami Beach, Broward	4
Sandestin, Walton	4

COVID-19: characteristics of 2,220,240 Florida resident cases

Data through May 6, 2021 verified as of May 7, 2021 at 09:25 AM

Data in this report are provisional and subject to change.

The table below includes the cities and counties of residence for cases in Florida residents based on the patient's ZIP Code. Note that city is not always received as part of the initial notification and may be missing while the case is being investigated.

City and county	Cases
Pompano Beach, Dade	4
Bella Collina, Lake	4
Bonnie, Dade	4
El Jobean, Charlotte	4
Hinsdale, Manatee	4
Miami Beach, Unknown	4
Jonesville, Alachua	4
Marathon Shores, Monroe	4
Marco Island, Lee	3
Kathleen, Pasco	3
Julington Creek, St. Johns	3
Jupiter Island, Martin	3
Mims, Volusia	3
Ocean Reef Club, Monroe	3
Missing, Washington	3
Alford, Washington	3
Altamonte Springs, Orange	3
Port St. Lucie, St. Lucie	3
Pass-A-Grille, Pinellas	3
Orlando, Escambia	3
Vero Beach, St. Lucie	3
Winter Park, Volusia	3
Monticello, Madison	3
Samoset, Manatee	3
Vernon, Bay	3
Cape San Blas, Gulf	3
Apopka, Lake	3
Crestview, Walton	3
Cross Key, Monroe	3
Fernandina Beach, Duval	3
Fpo, Duval	3
Green Cove Springs, Duval	3
Mayport Naval Housing, Duval	3
Land O Lakes, Hillsborough	3
Lady Lake, Marion	3
Milligan, Okaloosa	3
Jacksonville , Duval	3
Homeless, Hillsborough	3
Brooklyn, Broward	3
Ft Pierce, St. Lucie	3
Westville, Walton	3
Pembroke Lakes, Broward	3
Orlo Vista, Orange	3
Sorrento, Orange	3
Stuart, Palm Beach	3
Chicago, Lee	3
Coraopolis, Citrus	3
Champions Gate, Osceola	3
Bristol, Calhoun	3
Aventura, Broward	3
Jacksonville, Alachua	3
Marina Del Rey, Broward	3
Kissimmee, Unknown	3
Inverness, Polk	3
Pass, Dade	3
Vero Beach, Brevard	3
Pp, Dade	3
Wimauma, Manatee	3
Woodside, Broward	3

COVID-19: characteristics of 2,220,240 Florida resident cases

Data through May 6, 2021 verified as of May 7, 2021 at 09:25 AM

Data in this report are provisional and subject to change.

The table below includes the cities and counties of residence for cases in Florida residents based on the patient's ZIP Code. Note that city is not always received as part of the initial notification and may be missing while the case is being investigated.

City and county	Cases
Brewton, Escambia	3
Apopka, Broward	3
Lanark Village, Franklin	3
Maitland, Polk	3
Ludlam, Dade	3
Laurel, Sarasota	3
Clermont, Orange	3
Miami Shores, Broward	3
Pineland, Lee	3
Tampa, Pinellas	3
Tampa Palms, Hillsborough	3
Tarpon Springs, Pasco	3
Winter Garden, Seminole	3
West Palm Beach, Broward	3
Village Of Golf, Palm Beach	3
Wildwood, Marion	3
Saint Petersburg, Hillsborough	3
Palm Coast, Volusia	3
Port Saint Lucie, Martin	3
Saint Augusaintine Beach, St. Johns	3
Loxahatchee, Broward	3
Lynbrook, Broward	3
Miami, Orange	3
Lake City, Duval	3
Lakeland, Hillsborough	3
Immokalee, Lee	3
Hallandale Beach, Dade	3
Bradington, Manatee	3
Blountstown, Liberty	3
Blountstown, Jackson	2
Alligator Point, Franklin	2
Crawfordville, Leon	2
Eatonville, Lake	2
Miami, Hillsborough	2
Lutz, Pinellas	2
Los Angeles, Okaloosa	2
Louisville, Manatee	2
Lawtey, Union	2
Lehigh Acres, Dade	2
Phoenix, Lake	2
Opa Locka, Broward	2
None, Dade	2
Mount Pleasant, Gadsden	2
Navarre, Okaloosa	2
Seven Springs, Pasco	2
Upper Key Largo, Monroe	2
University Of Central Florida, Brevard	2
West Villages, Sarasota	2
Zellwood, Lake	2
Weston, Dade	2
West Palm Beach, Dade	2
Winter Park, Leon	2
Palm Springs North, Dade	2
Redland, Dade	2
St John, Broward	2
Melrose, Alachua	2
Olustee, Baker	2
Orlando, Santa Rosa	2
Orlando, Charlotte	2

COVID-19: characteristics of 2,220,240 Florida resident cases

Data through May 6, 2021 verified as of May 7, 2021 at 09:25 AM

Data in this report are provisional and subject to change.

The table below includes the cities and counties of residence for cases in Florida residents based on the patient's ZIP Code. Note that city is not always received as part of the initial notification and may be missing while the case is being investigated.

City and county	Cases
Doctors Inlet, Clay	2
Bronx, Seminole	2
Bonifay, Jackson	2
Bonnie, Duval	2
Bonnie, Sarasota	2
Lake Helen, Orange	2
Lecanto, Marion	2
Maitland, Leon	2
Jacksonville, Unknown	2
Fort Pierce, Martin	2
Fort Myers, Collier	2
Maitland, Lake	2
Hialeah Lakes, Dade	2
Hialeah, Orange	2
Jan Phyl Village, Polk	2
Moore Haven, Hendry	2
Naples, Broward	2
Cassadaga, Volusia	2
Fort Walton Beach, Walton	2
Duke Field Air Force Station, Okaloosa	2
Dunnellon, Levy	2
Yalhala, Lake	2
University Of Central Florida, Palm Beach	2
University Of Central Florida, Pinellas	2
Sumatra, Liberty	2
Pp, Unknown	2
Provo, Broward	2
Pensacola, Santa Rosa	2
University Of Central Florida, Broward	2
West Point, Lee	2
Saint Teresa, Wakulla	2
Maitland, Pasco	2
Miamt, Dade	2
Orlando, Okaloosa	2
North Miami, Broward	2
Knoxville, Escambia	2
Florida Power & Light Co, Dade	2
Homeless, Dade	2
Hialeah, Unknown	2
Apopka, Unknown	2
Amelia City, Nassau	2
Alligator Point, Wakulla	2
Chipley, Jackson	2
Longview, Dade	2
Melrose, Clay	2
Jacksonville Naval Hospital, Duval	2
Hosford, Calhoun	2
Dfafs, Okaloosa	2
Tampa, Hernando	2
Noma, Holmes	2
Sebring, Desoto	2
Saint Lucie Village, St. Lucie	2
Ormond Beach, Flagler	2
Pembroke Pines, Dade	2
Wauchula, Desoto	2
Yeehaw, Okeechobee	2
Northport, Sarasota	2
Port Saint Lucie, Palm Beach	2
Red Bay, Holmes	2

COVID-19: characteristics of 2,220,240 Florida resident cases

Data through May 6, 2021 verified as of May 7, 2021 at 09:25 AM

Data in this report are provisional and subject to change.

The table below includes the cities and counties of residence for cases in Florida residents based on the patient's ZIP Code. Note that city is not always received as part of the initial notification and may be missing while the case is being investigated.

City and county	Cases
Saint Marys, Nassau	2
West Lafayette, Broward	2
Windermere, Lake	2
Woodstock, Lee	2
Sutton, Pasco	2
Tequesta, Martin	2
Fort Lauderdale, Alachua	2
Bay Harbor Islands, Unknown	2
Alachua, Duval	2
Cross City, Taylor	2
Carl Fisher, Dade	2
Istachatta, Hernando	2
Jupiter, Dade	2
Micanopy, Marion	2
Marysville, Dade	2
Lake Clarke Shores, Palm Beach	2
FI State Univ Student, Leon	2
Defuniak Springs, Okaloosa	2
Cibolo, Orange	2
Claysville, Hernando	2
Crescent Beach, Sarasota	2
Callahan, Duval	2
Tampa, Broward	2
Tarpon Springs, Hillsborough	2
South Miami, Broward	2
Port Canaveral, Brevard	2
Monument, Broward	2
Orlando, St. Lucie	2
Winter Springs, Orange	2
Windermere, Hillsborough	2
Venice, Dade	2
Pompano Beach, Osceola	2
Port Charlotte, Lee	2
Sand Lake, Orange	2
Swansea, Lee	2
Union, Manatee	2
University Of Central Fl, Seminole	2
At Large, Broward	2
Boys Ranch, Suwannee	2
Eatonville, Polk	2
New Port Richey, Hillsborough	2
Okeechobee, Highlands	2
Miami, Martin	2
Long Beach, Orange	2
Labelle, Collier	2
Fort Pierce, Brevard	2
Jena, Taylor	2
Indianapolis, Lee	1
Gwynn Oak, Polk	1
Lake In The Hills, Broward	1
Jupiter, Pinellas	1
Kansas City, Palm Beach	1
Litchfield Park, Monroe	1
Littleton, St. Johns	1
Marianna, Leon	1
Marianna, Washington	1
Mary Esther, Hillsborough	1
Los Angeles, Orange	1
Maitland, Palm Beach	1

COVID-19: characteristics of 2,220,240 Florida resident cases

Data through May 6, 2021 verified as of May 7, 2021 at 09:25 AM

Data in this report are provisional and subject to change.

The table below includes the cities and counties of residence for cases in Florida residents based on the patient's ZIP Code. Note that city is not always received as part of the initial notification and may be missing while the case is being investigated.

City and county	Cases
Mattoon, Lee	1
Milford, Bay	1
Milford, Unknown	1
Miramar, Unknown	1
Melbourne, Volusia	1
Missing, Franklin	1
Opa Locka, Orange	1
North Port, Charlotte	1
Newaygo, Charlotte	1
Na, Dade	1
Naples, Unknown	1
New Canaan, Dade	1
Denton, Broward	1
Destin, Bay	1
Eureka, Flagler	1
Evansville, Citrus	1
Crescent City, Marion	1
Crestview, Unknown	1
Commerce Township, Manatee	1
Crawfordville, Alachua	1
Fort Lauderdale, Lee	1
Fort Myers, Polk	1
Glens Falls, Broward	1
Fort Worth, Broward	1
Franklin, Orange	1
Frostproof, Highlands	1
Gainesville, Palm Beach	1
Gainesville, Santa Rosa	1
Brewster, Palm Beach	1
Brownsville, Escambia	1
Bryant, Palm Beach	1
Bonnie, St. Johns	1
Clearwater, Hillsborough	1
Coal City, Pasco	1
Celebration, Orange	1
Chicago, Broward	1
Austin, Dade	1
Apo, Collier	1
Big Torch Key, Monroe	1
Black, Holmes	1
Boca Raton, Lee	1
8852 Teacher Ln, Pasco	1
Addison, Pasco	1
Apopka, Citrus	1
Apopka, Hillsborough	1
Arabi, Orange	1
Unknown, Duval	1
Upland, Manatee	1
Valrico, Polk	1
Tampa, Citrus	1
Tampa, Duval	1
Surfside Beach, Orange	1
Temple, Palm Beach	1
Scottsdale, Brevard	1
Scottsdale, Palm Beach	1
Saint Petersburg, Duval	1
Saint Petersburg, Manatee	1
St Peterburg, Orange	1
Staten Island, Broward	1

COVID-19: characteristics of 2,220,240 Florida resident cases

Data through May 6, 2021 verified as of May 7, 2021 at 09:25 AM

Data in this report are provisional and subject to change.

The table below includes the cities and counties of residence for cases in Florida residents based on the patient's ZIP Code. Note that city is not always received as part of the initial notification and may be missing while the case is being investigated.

City and county	Cases
Stiamk, Dade	1
Summerdale, Escambia	1
Sun City Center, Lee	1
Port Saint Lucie, Marion	1
Saint Charles, Orange	1
Roswell, Bay	1
Royal Palm, Palm Beach	1
Ruskin, Dade	1
Ruskin, Manatee	1
Oviedo, Orange	1
Pace, Escambia	1
Painted Post, Pasco	1
Palatka, Marion	1
Pensacola Naval Hospital, Escambia	1
Pittsburgh, Alachua	1
Playa Del Rey, Palm Beach	1
Plymouth, Pasco	1
Wakefield, Broward	1
Waverly, Duval	1
Wabasha, Clay	1
Wekiwa Springs, Orange	1
Wildwood, Lee	1
Wilmington, Lee	1
Winnetka, Dade	1
Winter Garden, Osceola	1
Winter Haven, Leon	1
Winter Haven, Osceola	1
Winter Park, Duval	1
Winter Park, Palm Beach	1
Winter Springs, Polk	1
Youngstown, Washington	1
West Hollywood, Broward	1
Orlando, Walton	1
Oviedo, Lake	1
Orlando, St. Johns	1
Orem, Dade	1
Orlando, Citrus	1
Orlando, Collier	1
Orlando, Hernando	1
Ocala, Duval	1
Notrealville, Polk	1
Mokena, Lee	1
Myrtle Beach, Broward	1
Morrisville, Palm Beach	1
North Brunswick, St. Lucie	1
North Grafton, Dade	1
Nashville, Palm Beach	1
Pooler, Broward	1
Punta Gorda, Sarasota	1
Putnam, Putnam	1
Plantation, Leon	1
Pensacola, Dade	1
Panomo City, Bay	1
Parrish, Sarasota	1
San Fernando, Unknown	1
Seguin, Unknown	1
Ridgewood, Lee	1
Roayl Palm Beach, Palm Beach	1
Roseville, Broward	1

COVID-19: characteristics of 2,220,240 Florida resident cases

Data through May 6, 2021 verified as of May 7, 2021 at 09:25 AM

Data in this report are provisional and subject to change.

The table below includes the cities and counties of residence for cases in Florida residents based on the patient's ZIP Code. Note that city is not always received as part of the initial notification and may be missing while the case is being investigated.

City and county	Cases
Rye, Palm Beach	1
Saint Petersburg, Bay	1
St Cloud, Orange	1
St Helena Is, Dade	1
Surprise, Unknown	1
Unknown, Manatee	1
Venezuela, Unknown	1
Tinley Park, Manatee	1
Twentynine Palms, Broward	1
Vernon, Walton	1
Waukesha, Volusia	1
Whippany, Volusia	1
Wilmington, Charlotte	1
Windermere, Alachua	1
Winfield, Hillsborough	1
Winter Garden, Unknown	1
Winter Park, Brevard	1
Xifamk, Dade	1
Buffalo, Dade	1
Canton, Duval	1
Brunswick, Polk	1
Bryceville, Duval	1
Bradentom, Manatee	1
Bradenton, Lee	1
Boca Raton, Dade	1
Boca Raton, Madison	1
Bogota, Unknown	1
Bal Harbour, Broward	1
Atlanta, Walton	1
Attalla, Broward	1
Auburn, Palm Beach	1
Autaugaville, Broward	1
Apopka, Volusia	1
Alachua, Suwannee	1
Alafaya, Broward	1
Alafaya, Pinellas	1
Crestview, Broward	1
Clearwater, Leon	1
Charlotte, Alachua	1
Crystal River, Marion	1
Dade City, Unknown	1
Dalecity, Okaloosa	1
Daytona Beach, Orange	1
Deerfield Beach, Polk	1
Dona Vista, Lake	1
East Setauket, Palm Beach	1
El Dorado, Palm Beach	1
Fayetteville, Broward	1
Fellsmere, Brevard	1
Florida City, Unknown	1
Fort Lauderdale, Collier	1
Fort Myers, Alachua	1
Fleming Island, Duval	1
Glen Cove, Unknown	1
Glen Saint Mary, Duval	1
Golf, Palm Beach	1
Great Neck, Dade	1
Gainesville, Levy	1
Immokalee, Walton	1

COVID-19: characteristics of 2,220,240 Florida resident cases

Data through May 6, 2021 verified as of May 7, 2021 at 09:25 AM

Data in this report are provisional and subject to change.

The table below includes the cities and counties of residence for cases in Florida residents based on the patient's ZIP Code. Note that city is not always received as part of the initial notification and may be missing while the case is being investigated.

City and county	Cases
Irmo, Unknown	1
Jacksonville, Baker	1
Jacksonville, Marion	1
Holiday, Hillsborough	1
Greensboro, Leon	1
Lake Forest, Collier	1
Maccleddy, Dixie	1
Madison, Jefferson	1
Maitland, Collier	1
Key West, Palm Beach	1
Kilgore, Dade	1
Jupiter Inlet, Palm Beach	1
Land O Lakes, Unknown	1
Lawton, Okaloosa	1
Levittown, Palm Beach	1
Lima, Manatee	1
Lima, Volusia	1
Merrick, Palm Beach	1
Metter, Manatee	1
Miami, Osceola	1
Miamiardens, Unknown	1
Miamksaohes, Dade	1
Milford, Lee	1
Missing, Levy	1
Longwood, Volusia	1
Mckinney, Broward	1
Miamc, Dade	1
Matawan, Palm Beach	1
Lake Butler, Alachua	1
Kingsland, Nassau	1
Knoxville, Bay	1
Ldhl, Broward	1
Las Vegas, Palm Beach	1
Leesburg, Seminole	1
Lincoln, St. Lucie	1
Little Neck, Lee	1
Jupiter, St. Lucie	1
Kenilworth, Leon	1
Key West, Duval	1
Keys West, Unknown	1
Jacksonville, Orange	1
Jefferson, Dade	1
Jonesboro, Leon	1
Intrcsion Cty, Osceola	1
Inverness, Marion	1
Inwood, Broward	1
Irvine, Marion	1
Homeless, Monroe	1
Homeless, Pinellas	1
Howell, Dade	1
Hudson, Hernando	1
Hoclywsod, Dade	1
Holiday, Pinellas	1
Hernando, Marion	1
Hialeah, Collier	1
Indian Rocks Beach, Duval	1
Indiantown, Palm Beach	1
Inglewood, Sarasota	1
Carmel, Orange	1

COVID-19: characteristics of 2,220,240 Florida resident cases

Data through May 6, 2021 verified as of May 7, 2021 at 09:25 AM

Data in this report are provisional and subject to change.

The table below includes the cities and counties of residence for cases in Florida residents based on the patient's ZIP Code. Note that city is not always received as part of the initial notification and may be missing while the case is being investigated.

City and county	Cases
Cedar Springs, Hernando	1
Caracas, Dade	1
Bryceville, Baker	1
Dallas, Hernando	1
Dayton, Lake	1
Daytona Beach, Pinellas	1
Alpharetta, Broward	1
O, Manatee	1
Acworth, Okaloosa	1
Apopka, Clay	1
Asheville, Highlands	1
Astoria, Broward	1
Atmore, Escambia	1
Bartow, Hardee	1
Bel Air, Collier	1
Berryton, Palm Beach	1
Brooklyn, Dade	1
Brooklyn, Lee	1
Bonnie, Broward	1
Boston, Broward	1
Fort Lauderdale, Leon	1
Fort Myers, Sarasota	1
Fort Pierce, Palm Beach	1
Fort White, Clay	1
East Palatka, Hillsborough	1
Eastpoint, Leon	1
Dearborn, Broward	1
Deer Park, Dade	1
Deerfield, Dade	1
Deland, Seminole	1
Deltona, Seminole	1
Doral, Unknown	1
Downingtown, Broward	1
Downingtown, Hillsborough	1
Dpo, Santa Rosa	1
Garden City, Alachua	1
Gaylord, Orange	1
Goodrich, Charlotte	1
Gotcha, Orange	1
Greensburg, Palm Beach	1
Harpers Ferry, Palm Beach	1
Helen, Bay	1
Haines City, Osceola	1
Erie, Monroe	1
Fisher Island, Unknown	1
Topsham, Manatee	1
Town Of Nocatee, St. Johns	1
Troy, Manatee	1
Unkn, Duval	1
Sweetwater, Manatee	1
Syracuse, Polk	1
Tallahassee, Dade	1
Tamarac, Dade	1
Tavares, Orange	1
Waipahu, Santa Rosa	1
Ward, Polk	1
Wellborn, Columbia	1
West Apim Beach, Palm Beach	1
Venetian Islands, Dade	1

COVID-19: characteristics of 2,220,240 Florida resident cases

Data through May 6, 2021 verified as of May 7, 2021 at 09:25 AM

Data in this report are provisional and subject to change.

The table below includes the cities and counties of residence for cases in Florida residents based on the patient's ZIP Code. Note that city is not always received as part of the initial notification and may be missing while the case is being investigated.

City and county	Cases
Yulee, St. Johns	1
Zephyrhills, Hillsborough	1
Winter Garden, Duval	1
Woodbine, Nassau	1
West Yarmouth, St. Lucie	1
Rileyville, Flagler	1
Russellville, Bay	1
Sagamore Beach, Charlotte	1
Saint Augustine, Broward	1
Saint Cloud, Palm Beach	1
Prattville, Hillsborough	1
Prestonsburg, Bay	1
Quincy, Jackson	1
Rapid City, Broward	1
Petersburg, Manatee	1
Piassa, Putnam	1
Suitland, Volusia	1
Sunbright, Palm Beach	1
Saint Joseph, Volusia	1
San Antonio, Orange	1
Shirley, Flagler	1
Seminole, Leon	1
Oakland, Lee	1
Oldsmar, Hillsborough	1
Olean, Alachua	1
North Palm Beach, Orange	1
Myakka City, Sarasota	1
Missing, Okeechobee	1
Monroe Township, Palm Beach	1
Monroe, Lee	1
Moore Haven, Okeechobee	1
Morrisville, Unknown	1
New Middletown, Hillsborough	1
New Port Richey, Pinellas	1
Newberry, Marion	1
Newtown, Lake	1
Other, Dade	1
Palmetto Bay, Palm Beach	1
Palmetto, Pasco	1
Parma, Manatee	1
Pass-A-Grille Beach, Pinellas	1
Windermere, Volusia	1
Wtixrat, Dade	1
Westlake Village, Unknown	1
White Plains, Broward	1
Whites Creek, Leon	1
University Of Central Florida, Lee	1
Trenton, Dixie	1
Unknown, Unknown	1
Toms River, Lee	1
Tourist, Dade	1
Watersound, Bay	1
Vero Beach, Unknown	1
Unk, Duval	1
Ventura, Orange	1
Pembroke Pines, Orange	1
Pensacola, Sumter	1
Perth Amboy, Hillsborough	1
Powell, Lee	1

COVID-19: characteristics of 2,220,240 Florida resident cases

Data through May 6, 2021 verified as of May 7, 2021 at 09:25 AM

Data in this report are provisional and subject to change.

The table below includes the cities and counties of residence for cases in Florida residents based on the patient's ZIP Code. Note that city is not always received as part of the initial notification and may be missing while the case is being investigated.

City and county	Cases
Puerto Rico, Unknown	1
Randolph, Orange	1
Rivera Beach, Palm Beach	1
Paducah, Manatee	1
Orlando, Jackson	1
Orlando, Lee	1
Panama City, Unknown	1
Ocala, Citrus	1
Ocoee, Unknown	1
Odessa, Dade	1
Nantucket, Palm Beach	1
New Vernon, Palm Beach	1
Oldsray, Manatee	1
Newberry, Levy	1
Saint Augustine, Flagler	1
Port Orange, Brevard	1
Seffener, Hillsborough	1
Seminole, Lee	1
Sanford, Orange	1
Saint Petersburg, Charlotte	1
Sunrtise, Dade	1
Tallahassee, Madison	1
Tallahassee, Pinellas	1
Summerfield, Unknown	1
Stratford, Broward	1
Dover, Lee	1
Davenport, Lake	1
Dayton, Citrus	1
Dayton, Orange	1
Dearborn Heights, Hillsborough	1
Dearborn, Dade	1
Edgewood, Broward	1
Elkton, Putnam	1
Chesterfield, Broward	1
Carteret, Polk	1
Cincinnati, Dade	1
Connellsville, Highlands	1
Baker, Santa Rosa	1
Belleville, Palm Beach	1
Belmont, Santa Rosa	1
Blountstown, Broward	1
000000, Unknown	1
Armstrong, St. Johns	1
Atl, Brevard	1
Alva, Escambia	1
Andalusia, Escambia	1
Arcadia, Highlands	1
Bronson, Alachua	1
Brooker, Alachua	1
Bradenton, Clay	1
Brandon, Pinellas	1
Bonita, Lee	1
Bocaraten, Palm Beach	1
Hudson, Pinellas	1
Indian Rock Beach, Palm Beach	1
Hoosick Falls, Broward	1
Interlachen, Duval	1
Kaclsonville, Duval	1
Kechi, Orange	1

COVID-19: characteristics of 2,220,240 Florida resident cases

Data through May 6, 2021 verified as of May 7, 2021 at 09:25 AM

Data in this report are provisional and subject to change.

The table below includes the cities and counties of residence for cases in Florida residents based on the patient's ZIP Code. Note that city is not always received as part of the initial notification and may be missing while the case is being investigated.

City and county	Cases
Fort Myers, Broward	1
Floral, Okaloosa	1
Forestville, Volusia	1
Gainesville, Okaloosa	1
Hialeahgardens, Dade	1
Hiram, Leon	1
Greenbrier, Bay	1
Greenville, Palm Beach	1
Groveland, Orange	1
Mexico, Orange	1
Miami Gardens, Unknown	1
Middletown, Osceola	1
Mayaguez, Dade	1
Missing, Gilchrist	1
Monroe, Hillsborough	1
Longwood, Broward	1
Lucedale, St. Lucie	1
Macclenny, Duval	1
Mantua, Broward	1
Jacksonville, Nassau	1
Kure Beach, Monroe	1
Lakeland, Palm Beach	1
Leesburg, Broward	1
Conifer, Lee	1
Clarksboro, Lee	1
Chipley, Holmes	1
Celebration, Palm Beach	1
Chattanooga, Dade	1
El Paso, Unknown	1
Elbow Lake, Palm Beach	1
Dunellen, Dade	1
Eatonville, Seminole	1
Diamond, Highlands	1
Doral, Broward	1
Cutler Bay, Broward	1
Daniel Island, Bay	1
Altamonte, Orange	1
Alva, Collier	1
Amelia Village, Nassau	1
Apple Creek, Citrus	1
Allentown, Putnam	1
Barefoot Beach, Lee	1
Battle Creek, Manatee	1
Avon, Manatee	1
Aventura, Osceola	1
Bryn Mawr, Palm Beach	1
Burkeville, Brevard	1
Camden Wyoming, Duval	1
Casselberry, Orange	1
Boston, Dade	1
Brewster, Volusia	1
Boca Raton,, Palm Beach	1
Bear Grass, Palm Beach	1
Azalea Park, Osceola	1
Hickory, Lee	1
Havana, Leon	1
Homer, Escambia	1
Fort Denaud, Glades	1
Fort Meyers, Lee	1

COVID-19: characteristics of 2,220,240 Florida resident cases

Data through May 6, 2021 verified as of May 7, 2021 at 09:25 AM

Data in this report are provisional and subject to change.

The table below includes the cities and counties of residence for cases in Florida residents based on the patient's ZIP Code. Note that city is not always received as part of the initial notification and may be missing while the case is being investigated.

City and county	Cases
Fortwalton Beach, Okaloosa	1
Garland, Orange	1
Everett, Dade	1
Fairless Hills, Broward	1
FI State Lot, Leon	1
Flamingo Lodge, Dade	1
Lake Mary, Lake	1
Jeffersonville, Broward	1
Madison, Unknown	1
Longwood, Orange	1
Lansdale, Lake	1
Lapeer, Manatee	1
Lehigh Cares, Lee	1
Live Oak, Columbia	1
Loganville, Orange	1
Missing, Wakulla	1
Monterey, Broward	1
Mumford, Manatee	1
N/A, Duval	1
Naples, Alachua	1
Opa Locka, Polk	1
Orem, Sarasota	1
Ocean City, Broward	1
Old Town, Gilchrist	1
Miami, Charlotte	1
Miamii, Dade	1
Middleburg, Duval	1
Midland, Osceola	1
Missing, Hamilton	1
Miami Garden, Unknown	1
San Antonio, Dade	1
Russellville, Hillsborough	1
Saint Augustine, Okaloosa	1
Sanford, Palm Beach	1
Sebastian, Lake	1
Ridgewood, Broward	1
Riverview, Manatee	1
Rochester, Broward	1
Roseland, Palm Beach	1
Republic, Monroe	1
Richmond, Palm Beach	1
Pompano Beach, Alachua	1
Oviedo, Leon	1
Porter Ranch, Dade	1
Raiford, Bradford	1
Ponte Vedra Beach, Orange	1
Port Orange , Volusia	1
Port Saint Lucie, Indian River	1
Village Of Palm Springs, Palm Beach	1
Virginia Beach, Alachua	1
Wayne, Palm Beach	1
Webster, Pasco	1
Wekiva Springs, Orange	1
Westerville, Hillsborough	1
Wilton Manors, Dade	1
Wilbur By The Sea, Volusia	1
Willowbrook, Lee	1
Wilmington, Pasco	1
Tower Lakes, Lee	1

COVID-19: characteristics of 2,220,240 Florida resident cases

Data through May 6, 2021 verified as of May 7, 2021 at 09:25 AM

Data in this report are provisional and subject to change.

The table below includes the cities and counties of residence for cases in Florida residents based on the patient's ZIP Code. Note that city is not always received as part of the initial notification and may be missing while the case is being investigated.

City and county	Cases
Union City, Bradford	1
University Of Central Fl, Pasco	1
Steinhatchee, Alachua	1
Tallahassee, Wakulla	1
Tampa, Escambia	1
Tampa, Manatee	1
Tangerine, Lake	1
Winter Garden, Hillsborough	1
Woodland Hills, Brevard	1
Youngstown, Calhoun	1
Yulee, Duval	1
Parlin, Broward	1
Ponce, Orange	1
Plant City, Hendry	1
Plant City, Pinellas	1
Plantation, Unknown	1
Orem, Nassau	1
Orlando, Highlands	1
Northville, Broward	1
Ocala, Indian River	1
Ocoee, Broward	1
Olando, Orange	1
Ocoee, Polk	1
Saint Petersburg, Dade	1
San Juan, Osceola	1
San Pedro Sula, Dade	1
Sandy, Duval	1
Richmond Heights, Dade	1
Ridge Manor, Hernando	1
Riverview, Pinellas	1
Rochester, Lee	1
Rosemary Beach, Bay	1
Saint Cloud, Orange	1
Port Saint Lucie, Duval	1
Portland, Unknown	1
Pound Ridge, Leon	1
Southampton, Palm Beach	1
South Otselic, Dade	1
Sevierville, Dade	1
Stockbridge, Leon	1
Sullivans Island, Dade	1
Tampa, Lee	1
Tampa, Polk	1
Summerville, Dade	1
Tallahassee, Escambia	1
Telluride, Lee	1
Tinley Park, Lee	1
University Of Central Fl, Dade	1
Windermere, Polk	1
Winter Park, Lake	1
Wayne, Dade	1
West Lafayette, Desoto	1
West Simsbury, Collier	1
Winter, Pinellas	1
Downers Grove, St. Lucie	1
Delrey Beach, Palm Beach	1
Export, Palm Beach	1
Fdsf, Unknown	1
Felda, Palm Beach	1

COVID-19: characteristics of 2,220,240 Florida resident cases

Data through May 6, 2021 verified as of May 7, 2021 at 09:25 AM

Data in this report are provisional and subject to change.

The table below includes the cities and counties of residence for cases in Florida residents based on the patient's ZIP Code. Note that city is not always received as part of the initial notification and may be missing while the case is being investigated.

City and county	Cases
Flagler Beach, Volusia	1
Flora, Lee	1
Fort Myers, Lake	1
Fresno, Pasco	1
Fruitland Park, Sumter	1
Gainesville, Marion	1
Gastonia, Polk	1
Clearwater, Highlands	1
Columbia, Orange	1
Coral Gables, Unknown	1
Coral Springs, Unknown	1
Crestview, Dade	1
Dade City, Polk	1
Darien, Pasco	1
Arcadia, Charlotte	1
Aspen, Palm Beach	1
Atl, Broward	1
Atlanta, Broward	1
Aurburndale, Polk	1
Aventura, Unknown	1
Azalea Park, Sarasota	1
Biscayne Park, Broward	1
Alpharetta, Alachua	1
Apalachicola, Leon	1
Brooksville, Columbia	1
Bryn Mawr, Collier	1
Canfield, Duval	1
Naugatuck, Lee	1
New Vernon, Sarasota	1
New York, Broward	1
Newport Beach, Palm Beach	1
North Adams, Manatee	1
North Little Rock, Palm Beach	1
Myakka, Duval	1
Missing, Hendry	1
Missing, Baker	1
Milford, Palm Beach	1
Milford, Polk	1
Minneapolis, Broward	1
Melbourne, Dade	1
Melbourne, Orange	1
Miami Beach, Palm Beach	1
Miami Granders, Dade	1
Johns Island, Wakulla	1
Killarney, Orange	1
Knoxville, Duval	1
Harrison, Dade	1
Havanna, Gadsden	1
Jacksonville, Flagler	1
Jacksonville, Palm Beach	1
Hilliard, Dade	1
Hollywood, Leon	1
Homestead, Monroe	1
Humble, Broward	1
Green, Clay	1
Greensburg, Orange	1
Greenville, Monroe	1
Groveland, Broward	1
Gulf Shores, Escambia	1

COVID-19: characteristics of 2,220,240 Florida resident cases

Data through May 6, 2021 verified as of May 7, 2021 at 09:25 AM

Data in this report are provisional and subject to change.

The table below includes the cities and counties of residence for cases in Florida residents based on the patient's ZIP Code. Note that city is not always received as part of the initial notification and may be missing while the case is being investigated.

City and county	Cases
Maitland, Unknown	1
Matlacha Island, Lee	1
Los Angeles, Polk	1
Lakeland, Pasco	1
Lake City, Volusia	1
Fort Myers, Dade	1
Floral, Escambia	1
Gainesville, Baker	1
Gilmer, Dade	1
Grassy Key, Monroe	1
Jamaica, Broward	1
Haverford, Hillsborough	1
Herrin, Orange	1
Jersey City, Polk	1
Haledon, Dade	1
Jacksonville, Manatee	1
Marshall, Palm Beach	1
Marianna, Calhoun	1
Lemoine, Manatee	1
Los Angeles, Palm Beach	1
Lyndhurst, Broward	1
Magnolia Square, Osceola	1
Maitland, Alachua	1
Lake In The Hills, Columbia	1
Lake Placid, Alachua	1
Labelle, Dade	1
Kingsland, Duval	1
Kissimmee, Brevard	1
Lawrence Township, Palm Beach	1
Las Vegas, Orange	1
Lake Worth Beach, Broward	1
Lander, Citrus	1
Bronx, Broward	1
Carol Stream, Orange	1
Castleberry, Escambia	1
Buffalo, Palm Beach	1
Bryant, Alachua	1
Alanson, Bay	1
Aollywoss, Dade	1
Apo, Pasco	1
Apopka, Flagler	1
Belleair, Hillsborough	1
Bohealia, Lee	1
Blowing Rock, Polk	1
Dorchester, Orange	1
Estero, Collier	1
Fanning Springs, Levy	1
Felton, Manatee	1
Deland, Polk	1
Cumberland, Palm Beach	1
Dade City, Hillsborough	1
Dallas, Lee	1
De Leon Springs, Putnam	1
Dearborn, Lee	1
Clear Brook, Lee	1
Charlotte, Pasco	1
Crestview, Holmes	1
College Station, Lake	1
Columbus, Brevard	1

COVID-19: characteristics of 2,220,240 Florida resident cases

Data through May 6, 2021 verified as of May 7, 2021 at 09:25 AM

Data in this report are provisional and subject to change.

The table below includes the cities and counties of residence for cases in Florida residents based on the patient's ZIP Code. Note that city is not always received as part of the initial notification and may be missing while the case is being investigated.

City and county	Cases
Cookeville, Seminole	1
Orlando, Union	1
Oviedo, Seminole	1
Oxford, Palm Beach	1
Opalocka, Dade	1
North Canton, Palm Beach	1
Oakland, Leon	1
Ocala, Alachua	1
Okeechobee, St. Lucie	1
Miamf, Dade	1
Miami G, Dade	1
Miami, Collier	1
Miami, St. Lucie	1
New Richmond, Volusia	1
Steinhatchee, Madison	1
Spring Park, Alachua	1
South Burlington, Orange	1
Sarasota, Charlotte	1
Sarasota, Hillsborough	1
Shannon, Collier	1
Soddy Daisy, Broward	1
Soldotna, Broward	1
Saint Cloud, Lee	1
Saint Johns, Orange	1
San Antonio, Sarasota	1
Sanford, Volusia	1
Rio Dell, Volusia	1
Rochelle, Volusia	1
Port Saint Lucie, Orange	1
Princeton, Alachua	1
Provincetown, Collier	1
Panama City, Walton	1
Palm Coast, Duval	1
Perry, Leon	1
Perth Amboy, Monroe	1
Winter Park, Osceola	1
Wood River, Polk	1
Worcester, Palm Beach	1
Wesley Chapel, Alachua	1
Virginia Beach, Hernando	1
Waco, Broward	1
Washington, Broward	1
Wheaton, Lee	1
Winter Park, Alachua	1
Wilmington, Broward	1
Tewksbury, Orange	1
Umatilla, Alachua	1
University Of Central Florida, Monroe	1
Toms River, Dade	1
Tampa, Volusia	1
Tangerine, Seminole	1
Tamarac, Seminole	1
Zolfo Springs, Polk	1
Yukon, Broward	1
Winter Park, Broward	1
Westbrook, Dade	1
Wichita, Volusia	1
Washington, Unknown	1
Winder Garden, Orange	1

COVID-19: characteristics of 2,220,240 Florida resident cases

Data through May 6, 2021 verified as of May 7, 2021 at 09:25 AM

Data in this report are provisional and subject to change.

The table below includes the cities and counties of residence for cases in Florida residents based on the patient's ZIP Code. Note that city is not always received as part of the initial notification and may be missing while the case is being investigated.

City and county	Cases
Windermere, Leon	1
Windermere, Osceola	1
Windermere, Seminole	1
Winter Garden, Broward	1
Wells, Polk	1
Winter Garden, Pinellas	1
Tulsa, Orange	1
Tiffin, Highlands	1
Sun City Center, Hardee	1
Tallahassee, Duval	1
Tampa, Palm Beach	1
Tavares, Marion	1
Temple Terrace, Pasco	1
Saint Petersburg, St. Lucie	1
Sandford, Seminole	1
Sarasota, Flagler	1
Saxis, Lee	1
Schenectady, Polk	1
Sebring, Lee	1
Shelton, Manatee	1
Sodus, Charlotte	1
Spring Hill , Hernando	1
Spring Hill, Dade	1
Starke, Clay	1
Stone Mountain, Palm Beach	1
New Orleans, Palm Beach	1
Newark, Broward	1
Newburgh, Bay	1
Navarre, Dade	1
Ocoee, Osceola	1
Okeechobee, Broward	1
North Pole, Seminole	1
North Port, Lee	1
Orange City, Seminole	1
Orange Park , Duval	1
Orem, Broward	1
Old Town, Alachua	1
Omaha, Palm Beach	1
Ona, Manatee	1
Oooooo, Unknown	1
Plantation, Orange	1
Pompano Beach, Martin	1
Parker, Dade	1
Parker, Leon	1
Palm Coast, Polk	1
Oviedo, Brevard	1
Pacifica, Dade	1
Orlando, Columbia	1
Orlando, Indian River	1
Orlando, Sarasota	1
Saint Johns, Unknown	1
Rye, Duval	1
Rex, Duval	1
Potomac, Palm Beach	1
Port Everglades, Broward	1
Lewisburg, Pasco	1
Leesburg, Marion	1
Littleton, Dade	1
Los Angeles, Hardee	1

COVID-19: characteristics of 2,220,240 Florida resident cases

Data through May 6, 2021 verified as of May 7, 2021 at 09:25 AM

Data in this report are provisional and subject to change.

The table below includes the cities and counties of residence for cases in Florida residents based on the patient's ZIP Code. Note that city is not always received as part of the initial notification and may be missing while the case is being investigated.

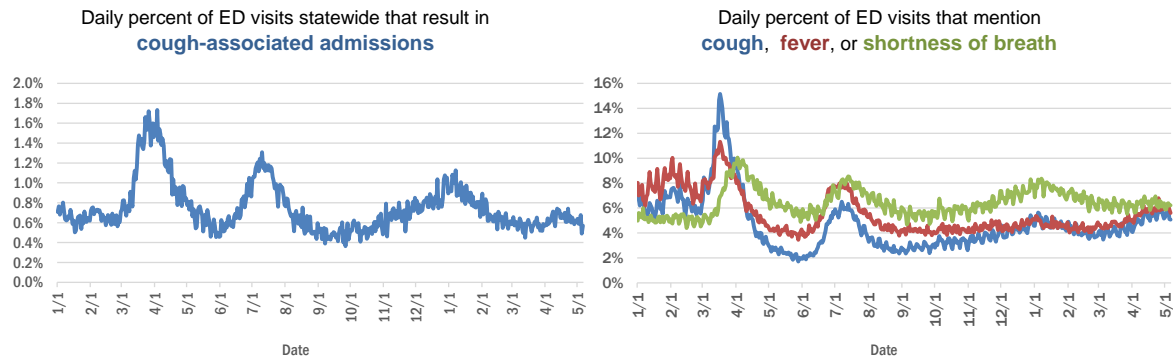
City and county	Cases
Maddill Air Force Base, Hillsborough	1
Miami, Manatee	1
Middlesburg, Duval	1
Miami Beach, Broward	1
Manchester, Okaloosa	1
Margate, Dade	1
Marshall, Dade	1
Medford, Palm Beach	1
Harrison, Pinellas	1
Granada Hills, Broward	1
Guilford, Dade	1
Holly Ridge, Orange	1
Homeless, Polk	1
Homestead, Orange	1
Homosassa, Hernando	1
Homosassa, Citrus	1
Lake City, Hamilton	1
Jerusalem, St. Johns	1
La Grange, Dade	1
East Hampton, Palm Beach	1
Foley, Escambia	1
Fort Myers, Manatee	1
Fort Myers, Unknown	1
Fort Myers-, Lee	1
Gainesville, Duval	1
Davenport, Orange	1
Daytona Beach, Unknown	1
Deland, St. Lucie	1
Deltona, Orange	1
Cuttler Bay, Dade	1
Cypress, Leon	1
Coconut Creek, Dade	1
Columbus, Dade	1
Conway, Leon	1
Coventry, Broward	1
Altoona, Marion	1
Anaheim, Unknown	1
Argyle, Walton	1
Athens, Duval	1
Bogota, Orange	1
Bal Harbor, Dade	1
Bridgeport, Dade	1
Bristol, Broward	1
Bronx, Palm Beach	1
Cambridge, Broward	1
Bradenton, Dade	1
Bradenton, Osceola	1
Clermont, Seminole	1
Clermont, Volusia	1
Clewiston, Glades	1
Total	2,220,240

COVID-19: additional surveillance information

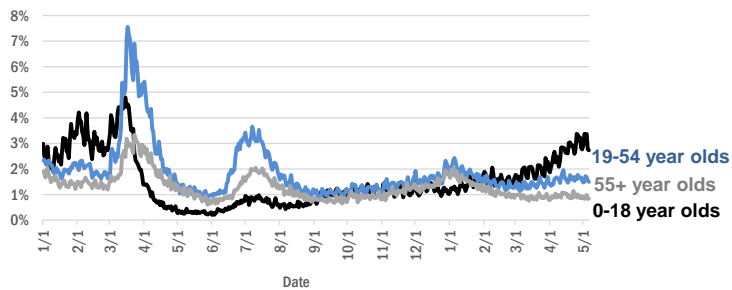
Data through May 6, 2021 verified as of May 7, 2021 at 09:25 AM

Data in this report are provisional and subject to change.

Statewide emergency department (ED) chief complaint and admission data



Daily percent of ED visits statewide that mention cough by age group



The Electronic Surveillance System for the Early Notification of Community-Based Epidemics (ESSENCE-FL) includes chief complaint data from 211 of 211 Florida EDs. Data are transmitted electronically to ESSENCE-FL daily or hourly.

COVID-19: testing by laboratory

Data through May 6, 2021 verified as of May 7, 2021 at 09:25 AM

Data in this report are provisional and subject to change.

The numbers in the table below represent the number of Florida and non-Florida residents for whom test results were received by the Department of Health. A person can be tested by more than one laboratory and can have both positive and negative results. **Therefore, the sum of the numbers in each column will be larger than the total number of people tested.**

Reporting lab	Inconclusive	Negative	Positive	Percent positive	Total
CURATIVE LABS	16,527	1,807,834	283,433	13%	2,107,794
LABORATORY CORPORATION OF AMERICA	2,668	1,713,356	232,443	12%	1,948,467
QUEST DIAGNOSTICS	12,448	1,435,176	210,542	13%	1,658,166
BIO REFERENCE LABORATORIES, INC	7,571	986,656	190,353	16%	1,184,580
HELIX	10,690	770,836	134,530	15%	916,056
REALTOX LABS LLC	7,044	630,769	103,785	14%	741,598
NOMI_HEALTH	3,634	596,650	82,004	12%	682,288
RCA LABORATORY SERVICES, LLC/GENETWORX		503,917	56,435	10%	560,352
PALM BEACH BALLPARK		405,550	46,063	10%	451,613
GENETWORX	661	390,596	33,003	8%	424,260
CDR MAGUIRE - HEALTH CARE CENTER		338,620	51,563	13%	390,183
PWNHEALTH	2,309	335,163	46,593	12%	384,065
IMPACT HEALTH BIOMETRIC TESTING, INC	1,052	237,597	28,716	11%	267,365
BPHL-JACKSONVILLE	18	207,061	35,485	15%	242,564
EAST FLORIDA STATE COLLEGE - BREVARD		212,886	26,986	11%	239,872
ADVENTHEALTH LAB	99	193,216	24,851	11%	218,166
FULGENT DIAGNOSTICS LABORATORY	4,215	184,736	21,248	10%	210,199
BPHL-MIAMI	225	175,600	28,868	14%	204,693
NOMI HEALTH LAB SERVICES		172,680	20,004	10%	192,684
MAKO GENOMICS	8,275	147,250	27,139	15%	182,664
CB SMITH PARK		150,114	18,792	11%	168,906
AEGIS SCIENCES CORPORATION	1,421	141,386	22,395	14%	165,202
MAYO CLINIC LABORATORIES	345	146,789	17,997	11%	165,131
BAYCARE LABORATORIES LLC	689	151,472	12,665	8%	164,826
MEMORIAL REGIONAL HOSPITAL SOUTH	31	128,654	25,759	17%	154,444
ELABNETWORK	1,059	139,743	12,011	8%	152,813
ORLANDO HEALTH SYSTEM	687	137,674	13,882	9%	152,243
ASCENSION SACRED HEART HOSPITAL - PENSACOLA	2	119,172	18,184	13%	137,358
BIOCOLLECTIONS WORLDWIDE, INC	777	119,016	13,934	10%	133,727
NORTHWEST LABORATORY	247	121,148	6,479	5%	127,874
AKESOGEN		105,593	20,457	16%	126,050
TESTING MATTERS INC	1,416	103,420	19,476	16%	124,312
BPHL-TAMPA (SPECTRUM BLVD)	46	97,738	18,068	16%	115,852
ADVENT HEALTH LAB	112	101,258	13,955	12%	115,325
UF HEALTH MEDICAL LAB	33	104,227	9,833	9%	114,093
MEDICAL DIAGNOSTIC LABORATORIES	977	98,613	14,224	12%	113,814
TAMPA GENERAL HOSPITAL	4	103,294	9,854	9%	113,152
DIATHERIX LABORATORIES (VRL EUROFINIS)	1	91,223	13,444	13%	104,668
BAPTIST HEALTH SOUTH FLORIDA	401	90,550	13,420	13%	104,371
KORVALABS, INC	1,286	92,572	4,750	5%	98,608
SUNPATH MEDICAL DIAGNOSTICS LABORATORY	847	80,634	12,435	13%	93,916
ASCENSION ST VINCENT'S - RIVERSIDE	2	76,706	10,647	12%	87,355
LAKELAND REGIONAL MEDICAL CENTER	286	76,161	9,828	11%	86,275
SOUTH MIAMI HOSPITAL LAB	479	74,557	10,318	12%	85,354
JACKSON MEMORIAL HOSPITAL CLINICAL LAB	79	72,612	12,439	15%	85,130
INGENIOUS PERSONALIZED MEDICINE	257	64,358	12,853	17%	77,468

COVID-19: testing by laboratory

Data through May 6, 2021 verified as of May 7, 2021 at 09:25 AM

Data in this report are provisional and subject to change.

The numbers in the table below represent the number of Florida and non-Florida residents for whom test results were received by the Department of Health. A person can be tested by more than one laboratory and can have both positive and negative results. **Therefore, the sum of the numbers in each column will be larger than the total number of people tested.**

Reporting lab	Inconclusive	Negative	Positive	Percent positive	Total
MINUTECLINIC LLC		65,964	11,041	14%	77,005
UF HEALTH SHANDS HOSPITAL	539	68,379	4,870	7%	73,788
AMERICAN HEALTH ASSOCIATES	9	67,020	5,426	7%	72,455
APPLIED INGENUITY DIAGNOSTICS LLC		64,542	3,329	5%	67,871
AIT LABORATORIES		56,266	6,903	11%	63,169
BAPTIST HEALTH - JACKSONVILLE	4	56,496	4,240	7%	60,740
GENESIS REFERENCE LABORATORIES		53,747	5,525	9%	59,272
ADVENTIST HEALTH SYSTEMS SUNBELT INC DBA		50,796	6,601	12%	57,397
SARASOTA MEMORIAL HOSPITAL MAIN LAB	12	50,918	4,204	8%	55,134
TALLAHASSEE MEMORIAL HOSPITAL	242	48,030	5,678	11%	53,950
AMELIA EARHART		46,118	7,594	14%	53,712
NICKLAUS CHILDREN'S HOSPITAL	74	47,674	5,904	11%	53,652
BROWARD GENERAL MEDICAL CENTER-CLINICAL LAB	2	48,107	5,230	10%	53,339
ARUP LABORATORIES	16	50,113	2,926	6%	53,055
FLORIDA HOSPITAL - TAMPA	37	46,717	3,652	7%	50,406
MEDFAST URGENT CARE CENTERS, LLC	20	42,472	6,386	13%	48,878
DWIC OF TAMPA BAY INC		42,627	5,812	12%	48,439
VIRACOR EUROFINS		36,098	9,851	21%	45,949
MILLENNIUM PHYSICIAN GROUP	17	37,856	7,427	16%	45,300
INTEGRATED REGIONAL LABORATORIES LLP	16	39,613	5,539	12%	45,168
UNIVERSITY OF MIAMI HOSPITAL	156	40,753	4,020	9%	44,929
LEE HEALTH - CAPE CORAL HOSPITAL	3	38,308	6,082	14%	44,393
UF HEALTH JACKSONVILLE	61	38,884	4,346	10%	43,291
ECCO LAB GROUP CO	547	36,163	4,806	12%	41,516
MOUNT SINAI MEDICAL CENTER	14	34,739	3,650	10%	38,403
NORTH FLORIDA REGIONAL MEDICAL CENTER		34,235	3,747	10%	37,982
NIGHT LITE PEDIATRIC CENTER LLC		33,899	3,486	9%	37,385
ST JOSEPHS HOSPITAL LABORATORY	23	33,096	4,131	11%	37,250
ORANGE COUNTY CONVENTION CENTER		33,330	3,720	10%	37,050
BRANDON REGIONAL HOSPITAL		32,538	4,209	11%	36,747
WALGREENS	38	30,367	5,602	16%	36,007
MIAMI DADE COUNTY		32,091	3,527	10%	35,618
STS LAB 2 LLC	6	33,674	1,856	5%	35,536
GENESIS MEDICAL LABORATORY	472	29,763	5,201	15%	35,436
JUPITER MEDICAL CENTER LAB	88	31,124	2,986	9%	34,198
JFK MEDICAL CENTER LAB	1	29,419	3,668	11%	33,088
PALMETTO GENERAL HOSPITAL LAB	3	27,246	5,162	16%	32,411
HOLY CROSS HOSPITAL CLINICAL LAB	1	29,582	2,742	8%	32,325
WATSON CLINIC LLP		25,607	5,996	19%	31,603
AVENTUS BIO LABS	16	26,705	3,646	12%	30,367
CLEVELAND CLINIC TRADITION HOSPITAL		26,317	2,134	8%	28,451
MIAMI BEACH CONVENTION CENTER		26,105	2,110	7%	28,215
MALABAR MEDICAL WALK IN CLINIC	1	23,437	4,578	16%	28,016
INFINITY BIOLOGIX LLC (GINKO BIOWORKS)	117	26,546	1,238	4%	27,901

COVID-19: testing by laboratory

Data through May 6, 2021 verified as of May 7, 2021 at 09:25 AM

Data in this report are provisional and subject to change.

The numbers in the table below represent the number of Florida and non-Florida residents for whom test results were received by the Department of Health. A person can be tested by more than one laboratory and can have both positive and negative results. **Therefore, the sum of the numbers in each column will be larger than the total number of people tested.**

Reporting lab	Inconclusive	Negative	Positive	Percent positive	Total
HEALTHLINK DIAGNOSTIC LABORATORIES	298	25,012	2,471	9%	27,781
CLEVELAND CLINIC HOSPITAL LAB	4	25,067	2,656	10%	27,727
ACCESS DX LABORATORY	233	24,038	2,155	8%	26,426
MORTON PLANT HOSPITAL-ADLER INSTITUTE	26	23,480	2,871	11%	26,377
SAINT MARY'S MEDICAL CENTER	27	22,637	2,483	10%	25,147
LAB DIAGNOSTICS LLC	400	19,012	5,385	22%	24,797
UNITED CLINICAL LABORATORY LLC	3	21,723	2,794	11%	24,520
DRS CLACK SPENCER WHITE & MCCORMACK PA D/B/A		22,297	2,174	9%	24,471
PANCARE OF FLORIDA INC		21,216	2,563	11%	23,779
BAYFRONT HEALTH - ST PETERSBURG	17	21,048	2,692	11%	23,757
STATLAB_MOBILE	1	20,547	2,064	9%	22,612
NAPLES COMMUNITY HOSPITAL	74	20,030	2,077	9%	22,181
PATIENTS FIRST LAKE ELLA MEDICAL CENTER PA		18,549	3,337	15%	21,886
LEESBURG REGIONAL MEDICAL CENTER		18,626	2,526	12%	21,152
HOMESTEAD HOSPITAL CLINICAL LABORATORY	27	17,508	3,613	17%	21,148
CLARITY LAB SOLUTIONS	112	18,824	2,168	10%	21,104
LAWNWOOD REGIONAL MEDICAL CENTER	1	18,467	2,485	12%	20,953
OSCEOLA REGIONAL MEDICAL CENTER	1	18,276	2,505	12%	20,782
SYNERGY DIAGNOSTIC LABORATORY	98	18,131	2,477	12%	20,706
ADVENT HEALTH - DAYTONA BEACH	32	18,890	1,769	9%	20,691
VISTA CLINICAL DIAGNOSTICS	491	18,001	2,196	11%	20,688
NORTHWEST MEDICAL CENTER	1	18,040	2,447	12%	20,488
EXACT SCIENCES LABORATORIES	1	18,177	2,308	11%	20,486
MEMORIAL HOSPITAL JACKSONVILLE	8	17,316	2,908	14%	20,232
ORANGE PARK MEDICAL CENTER	9	16,606	2,873	15%	19,488
BETHESDA HOSPITAL EAST		17,529	1,688	9%	19,217
OAK HILL HOSPITAL		17,013	2,058	11%	19,071
DELRAY MEDICAL CENTER LAB	3	17,071	1,829	10%	18,903
LABS ASAP LLC		17,255	1,642	9%	18,897
INDIAN RIVER PATHOLOGY LLC		17,405	1,344	7%	18,749
MEMORIAL REGIONAL HOSPITAL CLINICAL LABORATORY	10	17,359	1,142	6%	18,511
WEST KENDALL BAPTIST HOSPITAL	14	14,836	3,302	18%	18,152
MEDRITE MEDICAL CARE, PC	6,840	10,175	1,012	6%	18,027
BAPTIST HEALTH - SOUTH		16,657	1,344	7%	18,001
ADVENTHEALTH CENTRA CARE LAKE BUENA VISTA		15,761	2,164	12%	17,925
NEMOURS CHILDRENS HOSPITAL	1	16,848	1,062	6%	17,911
HEALTH CENTER AT SINAI RESIDENCES		16,924	506	3%	17,430
LARGO MEDICAL CENTER		15,571	1,843	11%	17,414
WINTER HAVEN HOSPITAL CLINICAL LABORATORY	4	14,770	2,613	15%	17,387
BIOCERNA LABS	461	14,582	2,112	12%	17,155
ACCESS MEDICAL LABORATORIES	4	8,756	8,336	49%	17,096
MOLECULAR INFECTIOUS DISEASES	658	15,640	741	4%	17,039
MEDICAL CENTER OF TRINITY CLINICAL LABORATORY	2	15,243	1,714	10%	16,959
PALMS WEST HOSPITAL LAB	2	14,629	2,183	13%	16,814

COVID-19: testing by laboratory

Data through May 6, 2021 verified as of May 7, 2021 at 09:25 AM

Data in this report are provisional and subject to change.

The numbers in the table below represent the number of Florida and non-Florida residents for whom test results were received by the Department of Health. A person can be tested by more than one laboratory and can have both positive and negative results. **Therefore, the sum of the numbers in each column will be larger than the total number of people tested.**

Reporting lab	Inconclusive	Negative	Positive	Percent positive	Total
THE HEALTHCARE DISTRICT OF PALM BEACH COUNTY	51	14,633	2,063	12%	16,747
FULGENT DIAGNOSTICS	172	15,443	1,007	6%	16,622
NATIONWIDE LABORATORY SERVICES INC	561	14,069	1,878	11%	16,508
UHEALTH CORAL GABLES/LENNAR MED CTR	55	15,238	1,104	7%	16,397
BAPTIST HEALTHCARE - BAPTIST HOSPITAL	6	13,000	3,329	20%	16,335
WELLINGTON REGIONAL MED CTR LAB	6	14,468	1,798	11%	16,272
LEE HEALTH - LEE MEMORIAL HOSPITAL		12,454	3,785	23%	16,239
PRIVA PATH LABS	82	14,949	1,020	6%	16,051
MERCY HOSPITAL A CAMPUS OF PLANTATION GEN HOSP LAB	1	13,650	2,343	15%	15,994
WEST FLORIDA HOSPITAL LAB	1	12,771	3,183	20%	15,955
WESTSIDE REGIONAL MED CTR	2	13,552	2,286	14%	15,840
GOOD SAMARITAN MEDICAL CENTER LAB	2	13,822	1,964	12%	15,788
REGIONAL MEDICAL CENTER BAYONET POINT	2	14,370	1,244	8%	15,616
THE VILLAGES REGIONAL HOSPITAL		13,723	1,444	10%	15,167
CARDIOPATH	84	13,105	1,926	13%	15,115
LEE DAVIS COMMUNITY RESOURCE CENTER		12,787	2,173	15%	14,960
GULF COAST MEDICAL CENTER MICROLAB		11,807	3,120	21%	14,927
AVENTURA HOSPITAL LAB		12,093	2,701	18%	14,794
NONA SCIENTIFIC	5	11,545	3,171	22%	14,721
CORAL GABLES HOSPITAL CLINICAL LABORATORY		12,552	2,117	14%	14,669
INDIAN RIVER MEDICAL CENTER LAB		13,669	852	6%	14,521
BAPTIST HEALTH SOUTH FLORIDA - WEST KENDALL URGENT CARE		11,999	2,344	16%	14,343
CAPITAL REGIONAL MEDICAL CTR		11,775	2,530	18%	14,305
PRECISION HEALTH RESOURCES LLC		13,282	929	7%	14,211
BLAKE MEDICAL CENTER		12,542	1,646	12%	14,188
WEST BOCA MEDICAL CENTER LAB		13,120	1,019	7%	14,139
HALIFAX MEDICAL CENTER LAB	40	11,925	2,054	15%	14,019
LEE HEALTH - HEALTH PARK MEDICAL CENTER		11,725	2,145	15%	13,870
MANATEE MEMORIAL HOSPITAL		12,630	1,147	8%	13,777
PALM BEACH GARDENS MEDICAL CTR LAB		12,216	1,310	10%	13,526
ST ANTHONY'S HOSPITAL LAB	30	11,795	1,655	12%	13,480
CernerELR_Advent		11,640	1,586	12%	13,226
PHYSICIANS REGIONAL MEDICAL CENTER - PINE RIDGE RD	1	11,907	1,289	10%	13,197
PLANTATION GENERAL HOSPITAL		11,149	1,987	15%	13,136
FAU		11,983	1,099	8%	13,082
LAKE CITY MEDICAL CENTER		10,648	2,343	18%	12,991
ST JOSEPHS HOSPITAL	18	10,967	1,875	15%	12,860
FLORIDA HOSPITAL HEARTLAND MED CTR CLINICAL LAB	33	11,208	1,576	12%	12,817
FLORIDA LABORATORY ANALYSIS		11,241	1,564	12%	12,805
PATHNOSTICS	46	10,141	2,471	20%	12,658
GENOVA DIAGNOSTICS LABORATORY	70	11,450	1,131	9%	12,651
FLORIDA MEDICAL CENTER - A CAMPUS OF NORTH SHORE	2	11,046	1,509	12%	12,557
LARKIN COMMUNITY HOSPITAL	10	10,955	1,581	13%	12,546
ADVENTHEALTH CENTRA CARE WATERFORD LAKES		10,498	2,042	16%	12,540
CENTRAL FLORIDA REGIONAL HOSPITAL		11,015	1,276	10%	12,291
LAKE CITY HM		11,147	988	8%	12,135

COVID-19: testing by laboratory

Data through May 6, 2021 verified as of May 7, 2021 at 09:25 AM

Data in this report are provisional and subject to change.

The numbers in the table below represent the number of Florida and non-Florida residents for whom test results were received by the Department of Health. A person can be tested by more than one laboratory and can have both positive and negative results. **Therefore, the sum of the numbers in each column will be larger than the total number of people tested.**

Reporting lab	Inconclusive	Negative	Positive	Percent positive	Total
BINAXNOW	10	9,185	2,928	24%	12,123
EXPRESS GENE MOLECULAR DIAGNOSTICS LABORATORY	1	10,541	1,578	13%	12,120
JOHNS HOPKINS ALL CHILDREN'S HOSPITAL		11,335	726	6%	12,061
PWN HEALTH	17	9,958	2,083	17%	12,058
NORTHSIDE HOSPITAL AND HEART INSTITUTE		10,897	1,154	10%	12,051
DOCTORS HOSPITAL	7	10,156	1,862	15%	12,025
ADVENT HEALTH - WESLEY CHAPEL	14	10,835	1,138	9%	11,987
COAST DIAGNOSTICS LLC	53	10,655	1,275	11%	11,983
VIKOR SCIENTIFIC	49	10,006	1,883	16%	11,938
FLORIDA HOSPITAL WATERMAN LABORATORY	70	10,997	865	7%	11,932
MEASE COUNTRYSIDE LAB	14	10,555	1,323	11%	11,892
CORAL SPRINGS MED CTR		10,628	1,155	10%	11,783
HEALTHQUEST ESOTERICS		10,089	1,647	14%	11,736
ST MARKS HOSPITAL LABORATORY B	78	10,627	1,002	9%	11,707
FLORIDA HOSPITAL DELAND	10	10,278	1,387	12%	11,675
BAPTIST HEALTH SOUTH FLORIDA - COUNTRY WALK URGENT CARE		9,593	2,014	17%	11,607
ADVENTHEALTH CENTRA CARE ST CLOUD	1	9,922	1,648	14%	11,571
SARKIS CLINICAL TRIALS	25	10,164	1,376	12%	11,565
AMERICAN FAMILY CARE	1	6,865	4,538	40%	11,404
WEST PALM HOSPITAL LAB		10,480	858	8%	11,338
LEON MEDICAL CENTERS LLC		9,057	2,243	20%	11,300
GENE BY GENE, GENOMICS RESEARCH CENTER LAB	44	10,406	702	6%	11,152
SYNERGY LABORATORIES	37	9,864	1,219	11%	11,120
NCF DIAGNOSTICS & DNA TECHNOLOGIES LAB	190	10,318	566	5%	11,074
H LEE MOFFITT CANCER CENTER LABORATORY	4	10,632	283	3%	10,919
FLORIDA HOSPITAL FLAGLER	29	9,844	986	9%	10,859
MEDARBOR DIAGNOSTICS	1	9,490	1,159	11%	10,650
OCALA REGIONAL MEDICAL CENTER		9,365	1,285	12%	10,650
LABSTAT LLC	26	10,051	491	5%	10,568
BROWARD HEALTH NORTH CLINICAL LABORATORY		9,367	1,163	11%	10,530
LARKIN COMMUNITY HOSPITAL INC DBA CARDIOTROPIC		6,819	3,620	35%	10,439
AVECINA MEDICAL	4	6,205	4,076	40%	10,285
NORTH SHORE MEDICAL CENTER		8,584	1,676	16%	10,260
FLORIDA HOSPITAL OCALA		9,134	1,119	11%	10,253
FLORIDA HOSPITAL OF CARROLLWOOD	23	8,758	1,460	14%	10,241
NCH DOWNTOWN NAPLES HOSPITAL	18	9,403	817	8%	10,238
FIRST CHOICE LABORATORY LLC	111	9,426	616	6%	10,153
ADVENTHEALTH CENTRA CARE CLERMONT		8,720	1,391	14%	10,111
LEE HEALTH - GULF COAST MEDICAL CENTER	2	8,282	1,813	18%	10,097
INDIAN RIVER MEDICAL CENTER		8,968	1,126	11%	10,094
FLORIDA HOSPITAL ZEPHYRHILLS	10	8,931	1,121	11%	10,062
P4 CLINICAL, LLC	205	8,807	994	10%	10,006
ADVENTHEALTH CENTRA CARE UNIVERSITY	1	8,751	1,171	12%	9,923
SANTA ROSA MEDICAL CENTER	2	8,327	1,552	16%	9,881
SRQ DRIVE THROUGH		8,944	905	9%	9,849
ANNE BATES LEACH EYE HOSPITAL/ ABLEH MICROBIOLOGY LABORATORY	9	9,618	134	1%	9,761

COVID-19: testing by laboratory

Data through May 6, 2021 verified as of May 7, 2021 at 09:25 AM

Data in this report are provisional and subject to change.

The numbers in the table below represent the number of Florida and non-Florida residents for whom test results were received by the Department of Health. A person can be tested by more than one laboratory and can have both positive and negative results. **Therefore, the sum of the numbers in each column will be larger than the total number of people tested.**

Reporting lab	Inconclusive	Negative	Positive	Percent positive	Total
BAPTIST HEALTH - BEACHES		9,047	694	7%	9,741
AVECINA	20	9,009	705	7%	9,734
ADVENTHEALTH CENTRA CARE WINTER PARK		8,697	1,021	11%	9,718
ADVENTHEALTH CENTRA CARE WINTER GARDEN	1	8,573	1,110	11%	9,684
BOSTON HEART DIAGNOSTICS CORP		8,460	1,218	13%	9,678
NCH NORTH NAPLES HOSPITAL	9	8,773	890	9%	9,672
PALM BEACH BALL PARK		8,607	1,039	11%	9,646
PARAMOUNT URGENT CARE	4	5,953	3,557	37%	9,514
ST LUCIE MEDICAL CENTER		7,811	1,681	18%	9,492
CLEVELAND CLINIC MARTIN NORTH HOSPITAL		8,476	1,006	11%	9,482
CLEVELAND CLINIC MARTIN SOUTH HOSPITAL	1	8,440	987	10%	9,428
BAPTIST HEALTH SOUTH FLORIDA - MIAMI LAKES URGENT CARE		7,415	1,993	21%	9,408
MEMORIAL HOSPITAL WEST LABORATORY SERVICES	14	8,562	822	9%	9,398
LEE HEALTH CONVENIENT CARE - PAGE FIELD		8,372	1,008	11%	9,380
MEMORIAL HOSPITAL MICRO		8,735	598	6%	9,333
ADVENTHEALTH CENTRA CARE LAKELAND	1	8,017	1,283	14%	9,301
BAYCARE COMMUNITY HEALTH		9,037	199	2%	9,236
INFORM DIAGNOSTICS, INC		8,652	528	6%	9,180
UNIVERSITY HOSPITAL AND MEDICAL CENTER		7,743	1,423	16%	9,166
SOUTH BAY HOSPITAL CLINICAL LAB	1	8,186	963	11%	9,150
CERNERELR_BAYCARE	43	8,320	616	7%	8,979
MINUTECLINIC LLC		7,684	1,266	14%	8,950
POINCIANA MEDICAL CENTER		7,007	1,874	21%	8,881
ADVENTHEALTH CENTRA CARE LEE ROAD		7,920	953	11%	8,873
WEST MARION COMMUNITY HOSPITAL LAB		7,429	1,404	16%	8,833
QDX PATHOLOGY SERVICES	2	8,388	423	5%	8,813
KD MEDICAL CHOICE LLC	5	8,030	772	9%	8,807
ADVENTHEALTH CENTRA CARE HUNTERS CREEK	3	7,629	1,171	13%	8,803
ADVENTHEALTH EXPRESS CARE		7,198	1,470	17%	8,668
FLORIDA HOSPITAL FISH MEMORIAL	19	7,374	1,271	15%	8,664
ADVENTHEALTH CENTRA CARE SANFORD		7,582	1,069	12%	8,651
LAKEWOOD RANCH MEDICAL CENTER		7,913	671	8%	8,584
BAYFRONT HEALTH - PORT CHARLOTTE		7,893	657	8%	8,550
ISPM LABS, LLC DBA CAPSTONE DIAGNOSTICS, LLC		8,091	403	5%	8,494
ATLANTIS URGENT CARE	12	6,612	1,783	21%	8,407
MORTON PLANT-MEASE	5	7,519	828	10%	8,352
ADVENTHEALTH CENTRA CARE DR PHILLIPS		7,494	838	10%	8,332
AVECINA MEDICAL OAKLEAF	3	6,977	1,330	16%	8,310
ADVENTHEALTH CENTRA CARE LAKE MARY	2	7,188	1,065	13%	8,255
ADVENTHEALTH CENTRA CARE APOPKA	1	7,058	1,170	14%	8,229
ARCPPOINT LABS OF FORT MYERS	5	7,252	954	12%	8,211
CERNERELR_BAPTISTMIAMI	31	7,313	862	11%	8,206
EGLIN AIR FORCE BASE	14	6,412	1,774	22%	8,200
BAPTIST HEALTH SOUTH FLORIDA - WESTCHESTER URGENT CARE		6,751	1,424	17%	8,175
EMERALD COAST URGENT CARE		6,440	1,725	21%	8,165
HIALEAH HOSPITAL	4	6,354	1,782	22%	8,140

COVID-19: testing by laboratory

Data through May 6, 2021 verified as of May 7, 2021 at 09:25 AM

Data in this report are provisional and subject to change.

The numbers in the table below represent the number of Florida and non-Florida residents for whom test results were received by the Department of Health. A person can be tested by more than one laboratory and can have both positive and negative results. **Therefore, the sum of the numbers in each column will be larger than the total number of people tested.**

Reporting lab	Inconclusive	Negative	Positive	Percent positive	Total
ADVENTHEALTH CENTRA CARE MOUNT DORA		6,903	1,216	15%	8,119
ADVENTIST HEALTH SYSTEMS, SUNBELT INC		6,960	1,112	14%	8,072
SPORTS DRUG TESTING LABORATORY	141	7,662	219	3%	8,022
ADVENTHEALTH CENTRA CARE KISSIMMEE		7,184	838	10%	8,022
BAPTIST HEALTH SOUTH FLORIDA - DORAL URGENT CARE		6,403	1,535	19%	7,938
OVIEDO MEDICAL CENTER		7,011	790	10%	7,801
BAPTIST HEALTH - NASSAU		7,288	374	5%	7,662
MINUTECLINIC LLC #1067		6,538	1,081	14%	7,619
ADVENTHEALTH CENTRA CARE ALTAMONTE		6,629	952	13%	7,581
NCH NORTH NAPLES HOSPITAL LAB	15	6,733	830	11%	7,578
EMPIRE CITY LABORATORIES INC	95	6,399	1,071	14%	7,565
COMMUNITY HEALTH CENTERS OF PINELLAS INC	2	6,148	1,408	19%	7,558
MEDEXPRESS URGENT CARE OF BOYNTON BEACH LLC		6,911	619	8%	7,530
DYNIX DIAGNOSTIX		6,787	728	10%	7,515
WELLINGTON REGIONAL MEDICAL CENTER		6,832	598	8%	7,430
IMPERIAL POINT MEDICAL CENTER		6,759	649	9%	7,408
ST PETERSBURG GENERAL HOSPITAL		6,336	1,071	14%	7,407
HOLMES REG MED CENTER CLINICAL LAB		6,632	774	10%	7,406
SUNCOAST PATHOLOGY ASSOCIATES		6,776	618	8%	7,394
MEDEXPRESS URGENT CARE	2	5,119	2,225	30%	7,346
MEDEXPRESS URGENT CARE HUDSON		6,299	1,025	14%	7,324
HOLIDAY CVS LLC		6,867	408	6%	7,275
MINUTECLINIC LLC #8396		6,122	1,074	15%	7,196
ADVENTHEALTH CENTRA CARE AZALEA PARK		6,135	1,031	14%	7,166
ADVENT HEALTH - HEART OF FLORIDA ER	1	6,201	946	13%	7,148
AVERO DIAGNOSTICS - IRVING	11	6,643	478	7%	7,132
PARAMOUNT URGENT CARE INC	1	4,659	2,461	35%	7,121
GENOSUR LLC	25	6,890	96	1%	7,011
AHCC WESLEY CHAPEL		6,197	812	12%	7,009
UNKNOWN	5	3,540	3,458	49%	7,003
ACUTIS DIAGNOSTICS	171	5,667	1,151	16%	6,989
ST JOSEPHS NORTH HOSPITAL LAB	7	5,935	1,021	15%	6,963
CLINICAL REFERENCE LABORATORY	2	6,592	367	5%	6,961
MINUTECLINIC		5,952	1,005	14%	6,957
ADVENTHEALTH CENTRA CARE OVIEDO		5,965	967	14%	6,932
FORT WALTON BEACH MEDICAL CENTER		5,947	939	14%	6,886
LUMINUS DIAGNOSTICS		6,285	561	8%	6,846
FLORIDA FAMILY LABORATORY, INC DBA	56	6,232	493	7%	6,781
SOLARIS DIAGNOSTICS	11	6,154	598	9%	6,763
FLORIDA COMMUNITY HEALTH CENTER		5,439	1,288	19%	6,727
FLORIDA HOSPITAL NORTH PINELLAS	11	6,176	539	8%	6,726
MINUTECLINIC LLC #3703		5,460	1,257	19%	6,717
PHARMCO RX	2	6,373	328	5%	6,703
RAULERSON HOSPITAL		5,786	880	13%	6,666
ANGEL KIDS PEDIATRICS		6,303	357	5%	6,660
VISTA CLINICAL	8	3,901	2,727	41%	6,636

COVID-19: testing by laboratory

Data through May 6, 2021 verified as of May 7, 2021 at 09:25 AM

Data in this report are provisional and subject to change.

The numbers in the table below represent the number of Florida and non-Florida residents for whom test results were received by the Department of Health. A person can be tested by more than one laboratory and can have both positive and negative results. **Therefore, the sum of the numbers in each column will be larger than the total number of people tested.**

Reporting lab	Inconclusive	Negative	Positive	Percent positive	Total
MINUTE CLINIC LLC		5,658	852	13%	6,510
MICROGEN DX	4	5,764	731	11%	6,499
SPECTOR SCIENTIFIC LAB	21	5,397	1,081	17%	6,499
DOCTORS URGENT CARE LLC	1	5,319	1,178	18%	6,498
MEDCOMP SCIENCES LLC	140	4,185	2,100	33%	6,425
NORTHWEST FLORIDA COMMUNITY HOSPITAL	47	4,864	1,479	23%	6,390
BAPTIST HEALTH SOUTH FLORIDA - PEMBROKE PINES URGENT CARE		5,278	1,094	17%	6,372
ADVENTHEALTH CENTRA CARE LONGWOOD		5,547	820	13%	6,367
ADVENTHEALTH CENTRA CARE SOUTH ORANGE		5,473	892	14%	6,365
PUTNAM COMMUNITY MEDICAL CENTER		5,573	781	12%	6,354
LABORATORY OF FLORIDA LLC	41	5,748	558	9%	6,347
DOCTORS URGENT CARE OF LUTZ LLC	1	5,071	1,174	19%	6,246
ADVENTHEALTH CENTRA CARE PORT ORANGE		5,286	959	15%	6,245
ADVENTHEALTH CENTRA CARE ORANGE LAKE		5,467	777	12%	6,244
URGENT CARE OF THE PALM BEACHES		5,170	1,037	17%	6,207
SOUTH FLORIDA BAPTIST HOSPITAL MICRO	4	5,117	1,039	17%	6,160
PEDIATRIC HEALTH CARE ALLIANCE PA		5,648	507	8%	6,155
ALTRU DIAGNOSTICS INC	5	5,827	293	5%	6,125
PRO CLINIC		5,027	1,095	18%	6,122
COASTAL MED URGENT CARE		4,523	1,588	26%	6,111
ADVENTHEALTH CENTRA CARE SAND LAKE		5,412	675	11%	6,087
MEDEXPRESS URGENT CARE - GOLDEN GATE		5,300	735	12%	6,035
HEALTH FIRST ADVENTHEALTH CENTRA CARE - TITUSVILLE		5,076	910	15%	5,986
MEDEXPRESS URGENT CARE - ROYAL PALM BEACH		5,296	665	11%	5,961
BAYFRONT HEALTH - VENICE REGIONAL MEDICAL	1	5,374	537	9%	5,912
ADVENTHEALTH CENTRA CARE LEESBURG		4,854	1,052	18%	5,906
MEDEXPRESS URGENT CARE - ESTERO		5,261	633	11%	5,894
BAPTIST HEALTH - NORTH		4,732	1,155	20%	5,887
PALMS OF PASADENA HOSPITAL		5,204	587	10%	5,791
BAPTIST HEALTH SOUTH FLORIDA - KENDALE LAKES URGENT CARE		4,638	1,081	19%	5,719
MEDIPATH LLC		5,143	564	10%	5,707
MEDICAL DNA LABS LLC	3	5,179	494	9%	5,676
SUNRISE MEDICAL LABORATORIES	2	5,258	411	7%	5,671
URGENT CARE CURE	2	4,890	778	14%	5,670
PARAMOUNT URGENT CARE - WINDERMERE	3	3,810	1,827	32%	5,640
MINUTECLINIC LLC # 0709		4,757	875	16%	5,632
DOCTORS HOSPITAL OF SARASOTA CLINICAL LABORATORY		4,908	703	13%	5,611
WESTCHESTER HOSPITAL	23	4,579	1,001	18%	5,603
MEDEXPRESS URGENT CARE PALM BEACH GARDENS		5,079	521	9%	5,600
THE CENTER FOR URGENT CARE	3	4,699	896	16%	5,598
ESCAMBIA COMMUNITY CLINICS INC	8	4,246	1,326	24%	5,580
TALLAHASSEE PRIMARY CARE ASSOCIATES		4,945	622	11%	5,567
HEALTH FIRST ADVENTHEALTH CENTRA CARE GATEWAY	1	4,979	554	10%	5,534
BAPTIST HEALTH SOUTH FLORIDA - TAMiami TRAIL URGENT CARE		4,454	1,076	19%	5,530
BAPTIST HEALTH SOUTH FLORIDA - CORAL SPRINGS URGENT CARE		4,745	785	14%	5,530
HIGHLANDS REGIONAL MEDICAL CENTER		4,615	874	16%	5,489

COVID-19: testing by laboratory

Data through May 6, 2021 verified as of May 7, 2021 at 09:25 AM

Data in this report are provisional and subject to change.

The numbers in the table below represent the number of Florida and non-Florida residents for whom test results were received by the Department of Health. A person can be tested by more than one laboratory and can have both positive and negative results. **Therefore, the sum of the numbers in each column will be larger than the total number of people tested.**

Reporting lab	Inconclusive	Negative	Positive	Percent positive	Total
TROPICANA FIELD - LOT 2	19	4,935	494	9%	5,448
MEDEXPRESS URGENT CARE - LAKELAND		4,763	669	12%	5,432
BAYFRONT HEALTH - SEVEN RIVERS		4,893	466	9%	5,359
ADVENTHEALTH CENTRA CARE WINTER HAVEN	1	4,106	1,231	23%	5,338
QUICK CARE MED PL	2	4,467	796	15%	5,265
MARTIN HOSPITAL SOUTH LAB		4,966	293	6%	5,259
BAPTIST HEALTH SOUTH FLORIDA - PINECREST URGENT CARE		4,504	749	14%	5,253
BAPTIST HEALTH SOUTH FLORIDA - CORAL GABLES URGENT CARE		4,313	876	17%	5,189
BAYFRONT HEALTH - BROOKSVILLE		4,627	555	11%	5,182
ADVENTHEALTH PROMPT CARE	2	3,831	1,340	26%	5,173
TRINITY SPRINGS		4,436	729	14%	5,165
BAPTIST HEALTH SOUTH FLORIDA - CORAL GABLES (UNIVERSITY) URGENT CARE		4,422	721	14%	5,143
BAPTIST HEALTH SOUTH FLORIDA - PALMETTO BAY URGENT CARE		4,305	823	16%	5,128
BETHESDA HOSPITAL WEST		4,600	520	10%	5,120
VENTURE MEDICAL OF FLORIDA LLC		4,666	406	8%	5,072
BAYFRONT HEALTH - SPRING HILL		4,608	415	8%	5,023
MINUTECLINIC LLC #3463		4,126	814	16%	4,940
ASCENSION SACRED HEART - EMERALD COAST		4,129	788	16%	4,917
BAYFRONT HEALTH - PUNTA GORDA		4,536	368	8%	4,904
ADVENTHEALTH CENTRA CARE COLONIAL TOWN	2	4,360	541	11%	4,903
MEASE DUNEDIN HOSPITAL	5	4,307	530	11%	4,842
DESOTO MEMORIAL HOSPITAL	3	4,018	818	17%	4,839
MINUTECLINIC LLC #3662		4,082	728	15%	4,810
PREMIER URGENT CARE OF BREVARD LLC	4	4,209	588	12%	4,801
BAYFRONTVENICEREGIONAL		4,627	159	3%	4,786
FLAGLER HOSPITAL LABORATORY	8	3,654	1,112	23%	4,774
MINUTECLINIC LLC #3631		4,055	692	15%	4,747
MINUTECLINIC LLC # 3930		4,067	669	14%	4,736
MINUTECLINIC LLC 5852		4,086	642	14%	4,728
MINUTECLINIC LLC #5253		3,911	810	17%	4,721
ENGLEWOOD COMMUNITY HOSPITAL		4,305	410	9%	4,715
MEDEXPRESS URGENT CARE CAPE CORAL		4,032	673	14%	4,705
ADVENTIST HEALTH SYSTEMS SUNBELT IN DBA		4,150	542	12%	4,692
MINUTECLINIC LLC #1771		3,952	736	16%	4,688
MOFFITT CANCER CENTER	6	4,559	104	2%	4,669
MEMORIAL HOSPITAL- MIRAMAR	12	4,298	327	7%	4,637
TWIN CITIES HOSPITAL	1	4,096	535	12%	4,632
NIGHT LITE PEDIATRICS	4	3,346	1,261	27%	4,611
MINUTECLINIC LLC #5249		3,783	816	18%	4,599
PREMIER MEDICAL	2	4,492	94	2%	4,588
PALMS MEDICAL GROUP	5	3,155	1,422	31%	4,582
HOLIDAY CVS LLC DBA CVS PHARMACY #5154		4,448	122	3%	4,570
US BIOTEK LABORATORIES	15	4,144	370	8%	4,529
LAKESIDE MEDICAL CENTER		3,658	869	19%	4,527
ACCU REFERENCE MEDICAL LAB	9	3,666	806	18%	4,481
MINUTECLINIC LLC #7225		3,768	698	16%	4,466

COVID-19: testing by laboratory

Data through May 6, 2021 verified as of May 7, 2021 at 09:25 AM

Data in this report are provisional and subject to change.

The numbers in the table below represent the number of Florida and non-Florida residents for whom test results were received by the Department of Health. A person can be tested by more than one laboratory and can have both positive and negative results. **Therefore, the sum of the numbers in each column will be larger than the total number of people tested.**

Reporting lab	Inconclusive	Negative	Positive	Percent positive	Total
GENESIS DIAGNOSTICS		4,203	254	6%	4,457
MINUTECLINIC LLC #5190		3,662	767	17%	4,429
MEDEXPRESS URGENT CARE LEHIGH ACRES		3,814	606	14%	4,420
MINUTECLINIC LLC #5854		3,677	737	17%	4,414
MINUTECLINIC LLC # 0514		3,844	548	12%	4,392
DOCTORS TEST CENTERS		3,889	491	11%	4,380
BAYA PHARMACY & URGENT CARE		3,252	1,126	26%	4,378
AMELIA URGENT CARE		2,709	1,654	38%	4,363
PHYSICIANS REGIONAL MEDICAL CENTER - COLLIER BLVD	1	3,426	905	21%	4,332
ST. LUCIE MEDICAL CTR.		4,254	57	1%	4,311
MINUTECLINIC LLC #3814		3,656	630	15%	4,286
ADVENTHEALTH CENTRA CARE		3,798	472	11%	4,270
ADVENT HEALTH - NEW SMYRNA		3,564	678	16%	4,242
STEWART ROCKLEDGE HOSPITAL	6	3,794	425	10%	4,225
EXACT SCIENCES LABORATORIES, LLC		3,892	331	8%	4,223
MINUTECLINIC LLC #3291		3,563	630	15%	4,193
SCION LAB SERVICES LLC	26	3,837	320	8%	4,183
LOWER KEYS MEDICAL CENTER		3,843	320	8%	4,163
MINUTECLINIC LLC #4458		3,505	653	16%	4,158
MINUTECLINIC LLC #5214		3,555	574	14%	4,129
MINUTECLINIC LLC #7887		3,640	487	12%	4,127
MINUTECLINIC LLC #7886		3,572	549	13%	4,121
CARENOW URGENT CARE	1	2,539	1,530	38%	4,070
AFC PHYSICIANS OF FLORIDA		3,165	902	22%	4,067
NIGHT LITE PEDIATRICS URGENT CARE	1	3,417	649	16%	4,067
BAPTIST HEALTH SOUTH FLORIDA - DAVIE URGENT CARE		3,336	729	18%	4,065
PARAMOUNT URGENT CARE - ORLANDO		2,944	1,111	27%	4,055
MINUTECLINIC LLC #4415		3,390	581	15%	3,971
MINUTECLINIC LLC # 3686		3,379	590	15%	3,969
MINUTECLINIC LLC #3257		3,312	642	16%	3,954
BAPTIST HEALTH SOUTH FLORIDA - WESTON URGENT CARE		3,423	523	13%	3,946
MINUTECLINIC, LLC #3204		3,271	647	17%	3,918
ADVENTHEALTH CENTRA CARE KIDS LAKE MARY		3,596	289	7%	3,885
HEALTH FIRST ADVENTHEALTH CENTRA CARE COCOA		3,488	380	10%	3,868
PROHEALTH	3	2,258	1,605	42%	3,866
MC DIAGNOSTIC OF CONNECTICUT, PC #2220		3,327	533	14%	3,860
MINUTECLINIC, LLC #4015		3,097	743	19%	3,840
SIPARADIGM LLC	59	3,500	264	7%	3,823
MINUTECLINIC LLC #1807		3,204	613	16%	3,817
BARTOW REGIONAL MEDICAL CENTER	1	3,207	604	16%	3,812
ADVENT HEALTH CENTRA CARE -WINTER PARK KIDS URGENT CARE	4	3,509	297	8%	3,810
VA PAIN CLINIC	6	3,664	140	4%	3,810
MINUTECLINIC LLC # 3579		3,146	643	17%	3,789
MINUTECLINIC LLC #1055		3,106	669	18%	3,775
BRASHEAR'S VITAL CARE CORP		2,984	782	21%	3,766
MINUTECLINIC LLC #4201		3,254	499	13%	3,753

COVID-19: testing by laboratory

Data through May 6, 2021 verified as of May 7, 2021 at 09:25 AM

Data in this report are provisional and subject to change.

The numbers in the table below represent the number of Florida and non-Florida residents for whom test results were received by the Department of Health. A person can be tested by more than one laboratory and can have both positive and negative results. **Therefore, the sum of the numbers in each column will be larger than the total number of people tested.**

Reporting lab	Inconclusive	Negative	Positive	Percent positive	Total
HEALTH FIRST ADVENTHEALTH CENTRA CARE MALABAR		3,382	365	10%	3,747
MEDONE PLLC		2,872	874	23%	3,746
MINUTECLINIC LLC #5924		3,233	495	13%	3,728
MINUTECLINIC LLC #7973		3,206	517	14%	3,723
MINUTECLINIC, LLC #5817		3,102	613	17%	3,715
MEDEXPRESS URGENT CARE - DELAND		3,298	414	11%	3,712
MINUTECLINIC LLC #3748		3,039	665	18%	3,704
MEDEXPRESS URGENT CARE - VERO BEACH		3,225	476	13%	3,701
BAPTIST HEALTH SOUTH FLORIDA - BRICKELL URGENT CARE		3,061	632	17%	3,693
MINUTECLINIC LLC #3003		3,037	648	18%	3,685
PRECISION HEALTH SOLUTIONS		3,488	186	5%	3,674
MINUTECLINIC LLC # 7933		3,228	424	12%	3,652
MINUTECLINIC, LLC (CLINIC 10699)		3,193	453	12%	3,646
VERILY LIFE SCIENCES	3	3,564	73	2%	3,640
PARAMOUNT URGENT CARE - OVIEDO		2,683	955	26%	3,638
MARION E FETHER MEDICAL CENTER, THE		3,325	310	9%	3,635
MINUTECLINIC LLC #7173		3,144	487	13%	3,631
MINUTECLINIC LLC #3255		3,226	403	11%	3,629
CLARITY LAB SOLUTIONS LLC		3,608	4	0%	3,612
BAPTIST HEALTH URGENT CARE AT SAWGRASS		2,997	603	17%	3,600
WALGREEN CO	2	3,176	409	11%	3,587
MINUTECLINIC LLC #3705		3,174	409	11%	3,583
VITRO MOLECULAR LABORATORIES	50	3,205	279	8%	3,534
BAPTIST HEALTH EMERGENCY CENTER COUNTRY WALK	1	3,000	531	15%	3,532
BAPTIST HEALTH - CLAY		3,080	446	13%	3,526
MINUTECLINIC LLC #5216		3,048	478	14%	3,526
BMCT Molecular Diagnostics Subsection		2,968	539	15%	3,507
MINUTECLINIC LLC #3654		2,931	559	16%	3,490
LAKELAND REGIONAL HEALTH PABLO		3,056	409	12%	3,465
MIDWAY SPECIALTY CARE CENTER DIAGNOSTICS	38	3,186	240	7%	3,464
PRIMEHEALTH URGENT CARE INC		2,945	504	15%	3,449
MINUTECLINIC LLC #6007		2,973	474	14%	3,447
ADVENTHEALTH CENTRA CARE CONWAY		2,908	518	15%	3,426
HEALTH CARE DISTRICT OF PALM BEACH COUNTY	2	3,160	261	8%	3,423
IMMOKALEE CHD		3,155	234	7%	3,389
MINUTECLINIC LLC #3285		2,951	420	12%	3,371
MINUTECLINIC LLC #4612		2,776	593	18%	3,369
PHYSICIANS PRIMARY CARE	2	3,028	320	10%	3,350
MARINERS HOSPITAL	1	3,040	309	9%	3,350
GESSLER CLINIC	2	2,321	1,009	30%	3,332
MINUTECLINIC LLC #1350		2,932	389	12%	3,321
MINUTECLINIC LLC #4024		2,919	400	12%	3,319
MINUTECLINIC LLC #476		2,856	441	13%	3,297
MEMORIAL HOSPITAL PEMBROKE	3	2,916	371	11%	3,290
MINUTECLINIC LLC #8381		2,856	428	13%	3,284
MINUTECLINIC LLC #3648		2,694	586	18%	3,280

COVID-19: testing by laboratory

Data through May 6, 2021 verified as of May 7, 2021 at 09:25 AM

Data in this report are provisional and subject to change.

The numbers in the table below represent the number of Florida and non-Florida residents for whom test results were received by the Department of Health. A person can be tested by more than one laboratory and can have both positive and negative results. **Therefore, the sum of the numbers in each column will be larger than the total number of people tested.**

Reporting lab	Inconclusive	Negative	Positive	Percent positive	Total
MINUTECLINIC, LLC # 4469		2,895	371	11%	3,266
SELECT LABORATORIES - MARION COUNTY, FL LLC	5	2,939	315	10%	3,259
MINUTECLINIC LLC #1821		2,893	361	11%	3,254
ACCESS POINT HEALTHCARE URGENT & PRIMARY CARE	2	2,536	703	22%	3,241
MEDEXPRESS FORT MYERS		2,836	404	12%	3,240
MINUTECLINIC LLC #5157		2,828	395	12%	3,223
MEDIQUICK URGENT CARE CENTERS INC		2,483	739	23%	3,222
MEDEXPRESS URGENT CARE CORAL SPRINGS		2,831	355	11%	3,186
MINUTECLINIC LLC #3635		2,732	427	14%	3,159
BAPTIST HEALTH - OAKLEAF		2,667	489	15%	3,156
ADVENT HEALTH - DADE CITY		2,743	372	12%	3,115
AFC PHYSICIANS OF FLORIDA PA		2,551	552	18%	3,103
KEYS AHEC SCHOOL MEDICAL CLINIC	15	2,893	150	5%	3,058
BAY MEDICAL CENTER SACRED HEART HEALTH SYSTEM		2,418	640	21%	3,058
NXGEN MDX LLC	7	2,706	339	11%	3,052
CHARLES AIESI CONSULTING INC	14	2,723	312	10%	3,049
VETERANS AFFAIRS MEDICAL CENTER - ORLANDO	1	1,343	1,675	55%	3,019
MEDEXPRESS URGENT CARE - CLEWISTON		2,521	491	16%	3,012
JUPITER MEDICAL CENTER URGENT CARE		2,360	646	21%	3,006
EMERGENCY PHYSICIANS MEDICAL CENTER		1,809	1,165	39%	2,974
MINUTECLINIC LLC #214		2,468	479	16%	2,947
CAREFAST+	1	2,147	789	27%	2,937
JACKSON HOSPITAL CLINICAL LABORATORY		2,567	347	12%	2,914
MINUTECLINIC LLC #5069		2,432	470	16%	2,902
BAPTIST HEALTHCARE - GULF BREEZE HOSPITAL	3	2,412	484	17%	2,899
STONE CLINICAL LABORATORIES		2,790	96	3%	2,886
WALGREENS ORLANDO	3	2,540	340	12%	2,883
MEDEXPRESS URGENT CARE BOCA RATON		2,616	256	9%	2,872
BLUE MED CONSULTANTS		2,754	112	4%	2,866
LAKE WALES MEDICAL CENTER INC		2,528	332	12%	2,860
DR G'S URGENT CARE		2,468	374	13%	2,842
PARRISH MEDICAL CENTER	2	2,481	358	13%	2,841
AMELIA EXPRESS CARE LLC	10	2,471	345	12%	2,826
BAPTIST HEALTH SOUTH FLORIDA - MIAMI BEACH URGENT CARE		2,389	421	15%	2,810
MINUTECLINIC LLC #1815		2,507	301	11%	2,808
FLORIDA MEDICAL CLINIC	3	1,330	1,475	53%	2,808
GENOME LLC	2	2,599	198	7%	2,799
CELESTA MEDICAL SERVICES LLC DBA - AMERICAN RESEARCH LABS		2,544	236	8%	2,780
CITRUS MEMORIAL HOSPITAL LABORATORY		2,253	523	19%	2,776
MINUTECLINIC LLC #3236		2,384	367	13%	2,751
SACRED HEART HEALTH SYSTEM, INC	1	1,871	872	32%	2,744
DONALD W ROBERTSON DO PA		2,139	596	22%	2,735
PATIENTS FIRST - THOMASVILLE ROAD		2,431	289	11%	2,720
BOND URGENT CARE LLC		2,045	662	24%	2,707
HEALTH CENTRAL CLINICAL LABORATORY		2,358	342	13%	2,700
MEDEXPRESS PORT CHARLOTTE		2,391	291	11%	2,682

COVID-19: testing by laboratory

Data through May 6, 2021 verified as of May 7, 2021 at 09:25 AM

Data in this report are provisional and subject to change.

The numbers in the table below represent the number of Florida and non-Florida residents for whom test results were received by the Department of Health. A person can be tested by more than one laboratory and can have both positive and negative results. **Therefore, the sum of the numbers in each column will be larger than the total number of people tested.**

Reporting lab	Inconclusive	Negative	Positive	Percent positive	Total
TAMPA COMMUNITY HOSPITAL		2,292	376	14%	2,668
MINI ER WATERFORD LAKES, THE		2,286	361	14%	2,647
EMERALD COAST URGENT CARE, LLC	1	1,972	660	25%	2,633
NCHMD INC		2,191	403	16%	2,594
ADVENT HEALTH - OCALA		2,124	447	17%	2,571
MINUTECLINIC LLC		2,268	302	12%	2,570
OPTUM LABS LLC	1	2,335	210	8%	2,546
MINUTECLINIC LLC #8927		2,124	396	16%	2,520
ASCENSION SACRED HEART - GULF		1,959	559	22%	2,518
INTELEX LABS, LLC		2,431	83	3%	2,514
MINUTECLINIC LLC #3637		2,019	494	20%	2,513
WHOLE FAMILY HEALTH CENTER INC		2,002	503	20%	2,505
GRAVITY DIAGNOSTICS, LLC	8	2,272	204	8%	2,484
EMERALD COAST URGENT CARE LLC		1,825	657	26%	2,482
MINUTECLINIC LLC #5187		2,156	320	13%	2,476
BAPTIST HEALTH EMERGENCY CENTER AT WEST CORAL WAY		2,017	439	18%	2,456
PHYSICIANS STAT LAB	3	1,079	1,371	56%	2,453
CORE DIAGNOSTIC LABORATORIES LLC	17	2,094	340	14%	2,451
COMMUNITY HEALTH NORTHWEST FLORIDA	4	1,857	554	23%	2,415
PENSACOLA PEDIATRICS PA	1	2,201	180	8%	2,382
ASSOCIATED PATHOLOGISTS, LLC	3	1,939	398	17%	2,340
APALACHEE CORRECTIONAL INSTITUTION EAST UNIT		2,304	31	1%	2,335
NCH NORTHEAST	7	1,833	489	21%	2,329
PHYSICIAN ASSOCIATES		2,070	241	10%	2,311
LEE HEALTH - COCONUT POINT CLINICAL LAB	2	1,872	433	19%	2,307
UNIVERSITY OF NORTH FLORIDA STUDENT HEALTH		2,207	80	3%	2,287
WHITE WILSON MEDICAL CENTER		873	1,394	61%	2,267
MEDICAL CONSULTANTS OF FLORIDA, LLC	2	1,924	336	15%	2,262
MARTIN HEALTH SYSTEM - ST LUCIE WEST		2,031	197	9%	2,228
PRIMEHEALTH URGENT CARE	1	1,865	361	16%	2,227
FLOWERS HOSPITAL		2,010	192	9%	2,202
BIO-TECH CLINICAL LABORATORIES INC		1,890	310	14%	2,200
FIU-HEALTH AUXILIARY LABORATORY	6	2,041	133	6%	2,180
TOM LEE COMMUNITY HEALTH CENTER	1	1,541	627	29%	2,169
BARDMOOR LABORATORY	9	1,836	321	15%	2,166
ADVANCED MEDICAL OF NAPLES LLC		1,914	239	11%	2,153
BAYFRONT HEALTH - CITRUS HILLS		1,901	242	11%	2,143
DOC SMILEYS URGENT CARE LLC		1,754	384	18%	2,138
LITTLE PINE PEDIATRICS	1	1,840	278	13%	2,119
MINUTECLINIC, LLC #3245		1,698	380	18%	2,078
GENUS3		1,974	74	4%	2,048
STATMED OCALA	7	1,834	196	10%	2,037
ARCPPOINT LABS		1,427	599	30%	2,026
READY RESPONDERS FLORIDA, PLLC		1,732	266	13%	1,998
WILLIAM OWEN PASS PARK		1,738	257	13%	1,995
MIAMI JEWISH HEALTH SYSTEMS		1,906	87	4%	1,993

COVID-19: testing by laboratory

Data through May 6, 2021 verified as of May 7, 2021 at 09:25 AM

Data in this report are provisional and subject to change.

The numbers in the table below represent the number of Florida and non-Florida residents for whom test results were received by the Department of Health. A person can be tested by more than one laboratory and can have both positive and negative results. **Therefore, the sum of the numbers in each column will be larger than the total number of people tested.**

Reporting lab	Inconclusive	Negative	Positive	Percent positive	Total
ABSOLUTE GENOMICS	2	1,699	252	13%	1,953
DOC SMILEY'S URGENT CARE		1,706	247	13%	1,953
GENESIS LABORATORY MANAGEMENT	15	1,673	257	13%	1,945
MEDFAST URGENT CARE CENTERS LLC	2	608	1,334	69%	1,944
LABORATORY SPECIALISTS OF MICHIGAN		1,588	333	17%	1,921
BROWNWOOD CARE CENTER		1,682	233	12%	1,915
ED FRASER MEMORIAL HOSPITAL		1,654	259	14%	1,913
OPTUMCARE FLORIDA LLC		1,588	315	17%	1,903
PATIENTS FIRST LAKE ELLA MEDICAL CENTER		1,710	179	9%	1,889
SUNRISE URGENT CARE ASSOCIATES LLC D/B/A	9	1,324	548	29%	1,881
PROJECT HEALTH, INC SUMTERVILLE	5	1,526	328	18%	1,859
NEIGHBORHOOD MEDICAL CENTER INC	17	1,629	186	10%	1,832
PROHEALTH MEDICAL CLINIC		1,180	643	35%	1,823
KETAMINE HEALTH CENTERS LLC	1	1,661	152	8%	1,814
IGENOMIX USA LLC	55	1,570	165	9%	1,790
FG RAPID RESULTS	6	1,389	393	22%	1,788
ER QUICKCARE PL		1,523	248	14%	1,771
PEDIATRIC HEALTH CARE ALLIANCE - NORTHDALE		1,607	156	9%	1,763
BROAD INSTITUTE CLINICAL SEQUENCING RESEARCH PLATFORM	16	1,678	68	4%	1,762
SPARROW HEALTHCARE	2	1,503	254	14%	1,759
NORTH SHORE LONG ISLAND JEWISH HEALTH	1	1,662	96	5%	1,759
RIVER TOWN DIAGNOSTIC LLC		1,470	286	16%	1,756
QUICK CARE MED		1,409	339	19%	1,748
Community_Health		1,533	199	11%	1,732
FLORIDA DEPARTMENT OF HEALTH IN POLK COUNTY	2	1,319	409	24%	1,730
LABTECH DIAGNOSTIC		1,425	294	17%	1,719
SHELL POINT NURSING PAVILION	1	1,637	77	4%	1,715
ADVENTHEALTH CENTRA CARE TRINITY		1,479	232	14%	1,711
MEDEXPRESS URGENT CARE - JAX ATLANTIC BLVD		1,482	228	13%	1,710
PARAMOUNT URGENT CARE - CLERMONT		966	732	43%	1,698
VRL EUROFINIS		1,655	41	2%	1,696
JW PLASTIC SURGERY		1,449	244	14%	1,693
FIRST QUALITY LABORATORY		1,567	106	6%	1,673
AMERICAN SCIENTIFIC LABORATORIES LLC		1,635	36	2%	1,671
BAPTIST HEALTH SOUTH FLORIDA - KEY BISCANE URGENT CARE EXPRESS		1,463	198	12%	1,661
MYTEST DIAGNOSTICS		1,578	77	5%	1,655
COLLIER URGENT CARE CENTERS CREEKSIDE		1,458	185	11%	1,643
ST ANNES NURSING CENTER		1,596	33	2%	1,629
ELLENTON URGENT CARE		1,385	238	15%	1,623
CAREMED CLINIC LLC	1	1,299	312	19%	1,612
OPTEO LABORATORY		1,574	36	2%	1,610
UNIVERSITY OF ALABAMA AT BIRMINGHAM		1,555	48	3%	1,603
BAPTIST HEALTH SOUTH FLORIDA - COUNTRY WALK URGENT CARE EXPRESS		1,355	248	15%	1,603
PARAMOUNT URGENT CARE VILLAGES		1,012	575	36%	1,587
MATRIX CLINICAL LABS (FORMERLY BIOCERNA LLC)	13	1,404	169	11%	1,586
NORTH VISTA HOSPITAL LABORATORY		1,323	261	16%	1,584

COVID-19: testing by laboratory

Data through May 6, 2021 verified as of May 7, 2021 at 09:25 AM

Data in this report are provisional and subject to change.

The numbers in the table below represent the number of Florida and non-Florida residents for whom test results were received by the Department of Health. A person can be tested by more than one laboratory and can have both positive and negative results. **Therefore, the sum of the numbers in each column will be larger than the total number of people tested.**

Reporting lab	Inconclusive	Negative	Positive	Percent positive	Total
ASSURANCE SCIENTIFIC LABORATORIES	1	1,297	283	18%	1,581
MELBOURNE MEDICAL LABORATORY	2	1,367	205	13%	1,574
CAREFAST MURABELLA		1,036	514	33%	1,550
PRIMARY CARE SOUTH INC		1,045	495	32%	1,540
BAPTIST HEALTHCARE - JAY HOSPITAL	3	1,158	373	24%	1,534
EUROFINS NTD, LLC		1,487	45	3%	1,532
LPG COCONUT POINT		1,292	236	15%	1,528
INNOVATIVE TRANSFUSION MEDICINE, INC	11	1,336	179	12%	1,526
UHEALTH CLINIC AT WALGREENS		1,231	293	19%	1,524
SPEARHEAD MEDICAL		1,392	117	8%	1,509
NYU HOSPITALS CENTER CLINICAL LABORATORIES		1,457	49	3%	1,506
SMA LAB	12	1,322	163	11%	1,497
PALM BAY HOSPITAL CLINICAL LABORATORY		1,093	401	27%	1,494
ACCESS MEDICAL LABS		777	713	48%	1,490
CREEKSIDE CARE CENTER	1	1,295	185	12%	1,481
TREASURE COAST MEDICAL ASSOCIATES INC		748	729	49%	1,477
ADDICTION LABS OF AMERICA	3	1,388	84	6%	1,475
NORTH FLORIDA PEDIATRICS - LAKE CITY		1,229	226	16%	1,455
ADVANCE MEDICAL OF NAPLES		327	1,124	77%	1,451
GROWING TOGETHER PEDIATRICS LLC		1,373	75	5%	1,448
MEDLAB DIAGNOSTICS, LLC		1,342	103	7%	1,445
UHEALTH DEERFIELD BEACH/UMSYLVESTER DEERFIELD BEACH LABORATORY	3	1,380	55	4%	1,438
TEMPUS CLINICAL LABORATORY	10	1,270	155	11%	1,435
CYPRESS VILLAGE	1	1,396	28	2%	1,425
PATIENTS CHOICE LABORATORIES		831	592	42%	1,423
COASTAL LABORATORIES	1	1,123	287	20%	1,411
PEDIATRICS OF CENTRAL FLORIDA PA	20	1,319	70	5%	1,409
AMELIA EXPRESS CARE	1	772	632	45%	1,405
PROJECT HEALTH INC	4	1,190	201	14%	1,395
BREVARD HEALTH ALLIANCE INC, THE		1,292	82	6%	1,374
6TH MEDICAL GROUP - MCDILL AFB	3	1,288	71	5%	1,362
ASCENSION ST VINCENT'S - SOUTHSIDE		1,308	49	4%	1,357
PALM HARBOR PHARMACY		1,183	173	13%	1,356
VAVA PARTNERS LLC		529	827	61%	1,356
CARENOW URGENT CARE - FORT PIERCE		946	398	30%	1,344
STEWART REFERENCE LABORATORY	1	788	546	41%	1,335
MINUTE CLINIC INCORPORATE		1,277	51	4%	1,328
USF MORSANI CENTER FOR ADVANCED HEALTH CARE		1,162	162	12%	1,324
LAB24 INC	3	643	677	51%	1,323
ST PETERSBURG PEDIATRICS	1	1,195	124	9%	1,320
ADVANCED DIAGNOSTIC LABORATORY		1,271	47	4%	1,318
XPRESS URGENT CARE	4	1,109	202	15%	1,315
NAPLES URGENT CARE	1	860	452	34%	1,313
HOLIDAY CVS LLC DBA CVS PHARMACY #5155		1,238	71	5%	1,309
EAST LAKE PEDIATRICS		1,155	135	10%	1,290
INTERLACHEN PEDIATRICS PA		1,224	63	5%	1,287

COVID-19: testing by laboratory

Data through May 6, 2021 verified as of May 7, 2021 at 09:25 AM

Data in this report are provisional and subject to change.

The numbers in the table below represent the number of Florida and non-Florida residents for whom test results were received by the Department of Health. A person can be tested by more than one laboratory and can have both positive and negative results. **Therefore, the sum of the numbers in each column will be larger than the total number of people tested.**

Reporting lab	Inconclusive	Negative	Positive	Percent positive	Total
PALM BEACH ATLANTIC UNIVERSITY		1,243	44	3%	1,287
SOLARIS HEALTHCARE PALATKA		1,178	106	8%	1,284
NORTH FLORIDA PEDIATRICS-TALLAHASSEE	1	1,173	105	8%	1,279
NORTH OKALOOSA MEDICAL CENTER		926	351	27%	1,277
BETHESDA HEALTH URGENT CARE		1,088	186	15%	1,274
STAGEZERO LIFE SCIENCES INC	4	1,147	105	8%	1,256
COASTAL PEDIATRIC GROUP		1,092	162	13%	1,254
PROFESSIONAL HEALTH EXAMINERS DBA PROHEALTH	1	1,023	229	18%	1,253
PENSACOLA PEDIATRICS PA - TIGER POINT	24	1,104	120	10%	1,248
ARCPPOINT LABS OF CORAL SPRINGS FL		992	243	20%	1,235
CARE ONE OF FLORIDA LLC		901	334	27%	1,235
HALIFAX MEDICAL CENTER-PORT ORANGE LAB		1,071	160	13%	1,231
INTERLACHEN PEDIATRICS		1,184	44	4%	1,228
CLINICORE		1,124	91	7%	1,215
EPN URGENT CARE NAPLES	2	792	417	34%	1,211
CATALYST WALK IN CLINIC		971	239	20%	1,210
ALTAMONTE MD		977	230	19%	1,207
TYNDALL AIR FORCE BASE		985	217	18%	1,202
FAMILY HEALTH CENTERS OF SOUTHWEST FLORIDA INC		1,082	119	10%	1,201
FISHERMENS HOSPITAL CLINICAL LAB		1,094	100	8%	1,194
CLARITY LABS		1,079	109	9%	1,188
CAPE CANAVERAL HOSPITAL		868	308	26%	1,176
BREVARD HEALTH ALLIANCE		838	310	27%	1,148
BERNHARDT LABORATORIES	2	1,048	95	8%	1,145
LOOP PEDIATRICS PA	3	972	168	15%	1,143
PROFESSIONAL HEALTH EXAMINERS		981	153	13%	1,134
CAPSTONE HEALTHCARE		802	330	29%	1,132
VERITAS GENETICS	61	945	119	11%	1,125
PRIMARY CARE OF THE TREASURE COAST		988	135	12%	1,123
GENEIQ		1,056	65	6%	1,121
EMERALD COAST PEDIATRICS		1,058	57	5%	1,115
LAB DOCTOR		975	138	12%	1,113
XYZ LABORATORY	8	942	146	13%	1,096
MINUTECLINIC, LLC DBA MINUTECLINIC #4717		1,051	42	4%	1,093
NORTH FLORIDA MEDICAL GROUP		930	158	15%	1,088
LENCO MEDICAL LABORATORY		1,028	58	5%	1,086
THE HEALTH CENTER OF PLANT CITY		992	81	8%	1,073
HENDRY REGIONAL MEDICAL CENTER CLINICAL LABORATORY		809	259	24%	1,068
AMERICAN FAMILY CARE PENSACOLA WEST		533	533	50%	1,066
RAINBOW RIVER MEDICAL LABORATORY		978	83	8%	1,061
SPRING HILL HEALTH AND REHABILITATION CENTER		1,030	28	3%	1,058
WOODLANDS MEDICAL SPECIALISTS		782	268	26%	1,050
BAPTIST HEALTH - MD ANDERSON CANCER CENTER		1,042	6	1%	1,048
ADVENTHEALTH EXPRESS CARE AT WALGREENS		904	140	13%	1,044
CHILDRENS MEDICAL ASSOCIATION		956	88	8%	1,044
MIDWAY SPECIATLY CARE CENTER	3	814	222	21%	1,039

COVID-19: testing by laboratory

Data through May 6, 2021 verified as of May 7, 2021 at 09:25 AM

Data in this report are provisional and subject to change.

The numbers in the table below represent the number of Florida and non-Florida residents for whom test results were received by the Department of Health. A person can be tested by more than one laboratory and can have both positive and negative results. **Therefore, the sum of the numbers in each column will be larger than the total number of people tested.**

Reporting lab	Inconclusive	Negative	Positive	Percent positive	Total
VRL EUROFINS - DALLAS		1,024	13	1%	1,037
C.W. BILL YOUNG VA MEDICAL CENTER	1	23	1,007	98%	1,031
MILLER BIOCONNECT		941	90	9%	1,031
NORTH FLORIDA PEDIATRICS PA - SUWANNEE	3	883	129	13%	1,015
VERITOR		852	162	16%	1,014
E-LAB OF FLORIDA		923	90	9%	1,013
CVS HEALTH		798	215	21%	1,013
PHAROS HEALTH		756	255	25%	1,011
CONSULATE HEALTH CARE OF NEW PORT RICHEY	2	877	127	13%	1,006
COVANCE CLINICAL RESEARCH UNIT INC		977	27	3%	1,004
FAST TRACK URGENT CARE CENTER		4	996	100%	1,000
24 HOUR PEDIATRIC CARE CENTER	4	929	67	7%	1,000
PEDIATRIC HEALTHCARE ALLIANCE		946	54	5%	1,000
JACKSONVILLE BEACH PEDIATRIC CARE CENTER		926	74	7%	1,000
DAIRY ROAD URGENT CARE	2	839	157	16%	998
EAST LAKE PEDIATRICS PA		909	89	9%	998
VIERA HOSPITAL, INC		805	192	19%	997
LAKELAND REGIONAL HEALTH - PWC/OB		36	954	96%	990
LAKE BALDWIN		935	53	5%	988
NORTH SHORE LIJ URGENT CARE PC		930	58	6%	988
HISTOPATHOLOGY SERVICES, LLC		878	109	11%	987
UNIVERSITY OF WEST FLORIDA STUDENT HEALTH SERVICES	1	850	128	13%	979
PENSACOLA PEDIATRICS	2	881	96	10%	979
BHA CENTRAL COUNTY CLINIC		880	97	10%	977
NORTH FLORIDA PEDIATRICS PA	2	851	117	12%	970
DEPARTMENT OF CLINICAL LABS	1	938	21	2%	960
NORTH FL SOUTH GA HCS-LAKE CITY		930	29	3%	959
SOLARIS HEALTHCARE CHARLOTTE HARBOR		900	55	6%	955
Point of Care Testing	1	128	823	86%	952
MOLECULAR TESTING LABS		862	90	9%	952
PALM GARDEN OF PORT SAINT LUCIE		939	12	1%	951
Fernandina Beach Rehabilitation and Nursing Center	1	930	19	2%	950
TACACHALE CLINICAL LABORATORY	1	892	50	5%	943
REDI MED LLC		763	176	19%	939
ENCOMPASS HEALTH		915	22	2%	937
CALHOUN LIBERTY HOSPITAL		768	169	18%	937
LEE COUNTY EMERGENCY MEDICAL SERVICE	1	809	126	13%	936
RESTORE HEALTH URGENT CARE		758	178	19%	936
INTEGRITY LABORATORIES, LLC	4	767	165	18%	936
ABBOTT LABORATORIES		814	121	13%	935
SOUTHEAST ALABAMA MEDICAL CENT		874	59	6%	933
APLS SERVICES LLC D/B/A CLEAR DIAGNOSTICS	13	893	18	2%	924
MOORINGS PARK INSTITUTE, INC, THE		886	37	4%	923
GENE TOX WORLDWIDE	60	736	125	14%	921
NCHMD, INC SOUTHEAST IMMEDIATE CARE		720	198	22%	918
DOCTOR'S MEMORIAL HOSPITAL		751	166	18%	917

COVID-19: testing by laboratory

Data through May 6, 2021 verified as of May 7, 2021 at 09:25 AM

Data in this report are provisional and subject to change.

The numbers in the table below represent the number of Florida and non-Florida residents for whom test results were received by the Department of Health. A person can be tested by more than one laboratory and can have both positive and negative results. **Therefore, the sum of the numbers in each column will be larger than the total number of people tested.**

Reporting lab	Inconclusive	Negative	Positive	Percent positive	Total
WHITE-WILSON MEDICAL CENTER - FORT WALTON BEACH		891	25	3%	916
PALACE NURSING HOME & REHAB CENTER		863	43	5%	906
COASTAL PHYSICIANS, LLC		726	172	19%	898
Victoria Nursing and Rehabilitation Center		842	55	6%	897
FAMILY HEALTH CENTERS OF SWF LABS	2	765	124	14%	891
MEDICAL CENTER OF DELTONA, INC		763	128	14%	891
MINUTECLINIC LLC, #10357		878	6	1%	884
Tampa Lakes Health and Rehabilitation Center	2	807	73	8%	882
WELL HEALTH WORKS	3	812	65	7%	880
EXPRESS PHARMACY		810	68	8%	878
CRUCIAL CARE EMERGENCY MEDICINE DOCTORS		700	174	20%	874
ANY LAB TEST NOW	2	596	275	32%	873
PRIMARY CARE SERVICES AT ST ANDREWS ESTATES		868	3	0%	871
AMERICAN MEDICAL RESPONSE		861	9	1%	870
AFC URGENT CARE CLEARWATER	1	182	677	79%	860
PRIMARY CARE SERVICES AT INDIAN RIVER ESTATES		830	25	3%	855
CLINICAL ENTERPRISE, INC		830	25	3%	855
CLINICAL PATHOLOGY LABS INC		764	87	10%	851
BOND CLINIC PA PEDIATRICS DEPT		790	60	7%	850
POINT WASHINGTON MEDICAL CLINIC	1	636	212	25%	849
CENTRAL FLORIDA HEALTH CARE INC		727	122	14%	849
FLORIDA GULF COAST UNIVERSITY		649	197	23%	846
AUGUSTUS LABS LLC		696	148	18%	844
CARITHERS PEDIATRIC GROUP		780	61	7%	841
ADVENTHEALTH MEDICAL GROUP PROMPT CARE		613	227	27%	840
CITY MEDICAL OF NEW JERSEY, PC		757	77	9%	834
TOTAL RENAL LABORATORIES INC DBA DAVITA LABS	1	708	121	15%	830
Southern Oaks Care Center	1	791	38	5%	830
PEBBLEBROOK PHARMACY	1	689	138	17%	828
MEDONE URGENT CARE CENTER		604	224	27%	828
LIFE CARE CENTER OF NEW PORT RICHEY		791	37	4%	828
BRISTOL AT TAMPA, THE	4	798	22	3%	824
CHURCH OF SCIENTOLOGY FLAG SERVICE ORGANIZATION		808	15	2%	823
WHITE WILSON MEDICAL CENTER PA - NAVARRE		696	127	15%	823
DYNIX DIAGNOSTICS	2	533	282	35%	817
FLORIDA HOSPITAL ORLANDO		743	74	9%	817
FLAGLER COUNTY HEALTH DEPARTMENT	3	633	178	22%	814
DEPT OF VA MEDICAL CENTER - MIAMI	8	768	38	5%	814
ASAP LABS LLC	7	655	151	19%	813
VITAS HEALTHCARE CORPORATION OF FLA	1	805	6	1%	812
RUSKIN HEALTH CENTER	1	544	266	33%	811
PALM GARDEN OF VERO BEACH		759	51	6%	810
GULF COAST VILLAGE		768	42	5%	810
ASCENSION ST VINCENT'S - CLAY		775	35	4%	810
GOLDEN GATE FAMILY CLINIC		332	477	59%	809
J AND G MEDICAL GROUP LLC		671	138	17%	809

COVID-19: testing by laboratory

Data through May 6, 2021 verified as of May 7, 2021 at 09:25 AM

Data in this report are provisional and subject to change.

The numbers in the table below represent the number of Florida and non-Florida residents for whom test results were received by the Department of Health. A person can be tested by more than one laboratory and can have both positive and negative results. **Therefore, the sum of the numbers in each column will be larger than the total number of people tested.**

Reporting lab	Inconclusive	Negative	Positive	Percent positive	Total
NITE LITE PEDIATRICS		234	564	71%	798
BOND AND STEELE CLINIC PA		586	212	27%	798
NONE		308	488	61%	796
TELESCOPE HEALTH LLC	4	671	121	15%	796
PEDIATRIC HEALTHCARE ALLIANCE PA		731	62	8%	793
ORANGE BLOSSOM FAMILY HEALTH		737	47	6%	784
BUFFALO CROSSING HEALTHCARE & REHABILITATION CTR		763	18	2%	781
ETHOS WELLNESS PHARMACY		728	50	6%	778
WATSON THERAPEUTICS INC	1	733	39	5%	773
VENICE REGIONAL BAYFRONT HEALTH (PULMONARY)		637	135	17%	772
VALENCIA HILLS HEALTH AND REHABILITATION CENTER		753	17	2%	770
WILLOWBROOKE COURT AT EDGEWATER POINTE ESTATES		756	9	1%	765
ORLANDO HEALTH AND REHAB CENTER		720	45	6%	765
KENDALL HEALTHCARE PROPERTIES DBA Crestview Rehabilitation Center	2 5	731 623	30 129	4% 17%	763 757
SEMINOLE NURSING PAVILION		748	8	1%	756
BOCA GRANDE HEALTH CLINIC		712	40	5%	752
LIFE CARE CENTER OF PENSACOLA		701	49	7%	750
MAIN STREET MEDICAL CENTER		221	529	71%	750
NORTHEAST FLORIDA NEUROLOGY CLINICS, INC		637	113	15%	750
MOUNT SINAI LABORATORY		712	37	5%	749
MANOR CARE HEALTH SERVICES - FT MYERS		718	28	4%	746
ADVENT HEALTH LAB - ORLANDO		434	311	42%	745
PHYSICIANS STAT LAB INC		649	92	12%	741
MINUTECLINIC LLC #3281		636	105	14%	741
SANTA ROSA MEDICAL GROUP		575	166	22%	741
RAINBOW PEDIATRIC CENTER PA		691	47	6%	738
ARTHREX MEDICAL CENTER	1	574	153	21%	728
THE PRESERVE		717	10	1%	727
LIFE CARE CENTER OF ORANGE PARK		692	34	5%	726
ADVENT HEALTH - DELTONA ER		599	124	17%	723
DISNEY COVID TEST SITE		703	17	2%	720
PALM GARDEN OF CLEARWATER		702	18	3%	720
BALDWIN PEDIATRICS	1	685	33	5%	719
MANOR PINES CONVALESCENT CENTER LLC	1	693	23	3%	717
FORT MYERS INTERNAL MEDICINE, LLC		647	69	10%	716
EDEN SPRINGS NURSING AND REHAB CENTER		601	112	16%	713
SUWANNEE HEALTH AND REHABILITATION CENTER		705	5	1%	710
DXTERITY DIAGNOSTICS	2	667	41	6%	710
CARE ONE OF FLORIDA	1	525	183	26%	709
DIAMOND RIDGE HEALTH AND REHABILITATION		673	36	5%	709
PEDIATRICS IN BREVARD PA		641	67	9%	708
VETERANS AFFAIRS MEDICAL CENTER	1	45	662	94%	708
GRAND COURT TAMPA		702	4	1%	706
JOHN KNOX VILLAGE HEALTH CENTER		675	31	4%	706
GULF COAST MOLECULAR LABORATORIES	13	585	108	15%	706

COVID-19: testing by laboratory

Data through May 6, 2021 verified as of May 7, 2021 at 09:25 AM

Data in this report are provisional and subject to change.

The numbers in the table below represent the number of Florida and non-Florida residents for whom test results were received by the Department of Health. A person can be tested by more than one laboratory and can have both positive and negative results. **Therefore, the sum of the numbers in each column will be larger than the total number of people tested.**

Reporting lab	Inconclusive	Negative	Positive	Percent positive	Total
NCH HEALTHCARE SYSTEM MICROBIOLOGY LAB		2	701	100%	703
HEARTLAND PEDIATRICS OF LAKE WALES		630	71	10%	701
MEDONE URGENT CARE AT ST. AUGUSTINE		247	453	65%	700
NCH HEALTHCARE BONITA		556	144	21%	700
LIFEBRITE	2	471	226	32%	699
CHILDRENS CLINIC WEST FLORIDA PEDIATRICS		642	55	8%	697
PREMIER MEDICAL LABORATORY SERVICES	2	468	225	32%	695
Signature HealthCare Center of Waterford		658	37	5%	695
MAYFLOWER ASSISTED LIVING		686	7	1%	693
EMERALD SHORES HEALTH AND REHABILITATION		591	102	15%	693
EMED LABS, LLC	3	671	19	3%	693
CLIFFORD CHESTER SIMS STATE VETERANS		679	13	2%	692
HOLMES REGIONAL MEDICAL CENTER		11	677	98%	688
NATURE COAST MEDICAL GROUP		563	122	18%	685
MEDICAL FP - WHOLE FAMILY HEALTH CENTER		565	120	18%	685
BAPTIST PRIMARY CARE	2	554	127	19%	683
VITAS HEALTHCARE CORP OF CENTRAL FL		655	26	4%	681
PHYSICIANS PRIMARY CARE OF SOUTHWEST FLORIDA	1	650	29	4%	680
SOUTHERN LABORATORY SERVICES OF NWF		639	38	6%	677
OCALA FAMILY MEDICAL CENTER INC	2	587	87	13%	676
TREE HOUSE PEDIATRICS PLLC		606	68	10%	674
MINI ER ADULT AND PEDIATRIC URGENT CARE		574	98	15%	672
QUALITOX LABORATORIES		483	188	28%	671
GOLDEN GLADES NURSING & REHABILITATION CTR		646	22	3%	668
SIGNATURE HEALTHCARE OF BROOKWOOD GARDENS		657	11	2%	668
SHORE ACRES CARE CENTER		626	40	6%	666
CLEWISTON NURSING AND REHABILITATION CENTER		652	14	2%	666
PALM GARDEN OF TAMPA		630	32	5%	662
LIFE CARE CENTER OF HILLIARD		640	22	3%	662
QUOTIENT SCIENCES		639	23	3%	662
ST JOHN'S NURSING CENTER		637	24	4%	661
FLORIDA HOSPITAL WAUCHULA		499	159	24%	658
POINT OF CARE TESTING SITE		630	26	4%	656
WILLOW BROOKE COURT AT INDIAN RIVER ESTATES		611	45	7%	656
AFC URGENT CARE		227	427	65%	654
ADVENT HEALTH - WESTCHASE ER		568	86	13%	654
MICHAEL A MIDDLETON MD PA		621	32	5%	653
HMA SANTA ROSA MEDICAL CENTER LLC DBA		529	123	19%	652
AMERICA'S PHARMACY LLC		573	79	12%	652
Plantation Bay Rehabilitation Center		628	24	4%	652
NSPIRE HEALTHCARE MIAMI LAKES	8	628	15	2%	651
MAVERICK LABS		461	190	29%	651
NAPLES CHILDREN'S URGENT CARE		570	79	12%	649
MID-FLORIDA PATHOLOGY		481	167	26%	648
SABAL PALMS HEALTH AND REHAB		584	57	9%	641
VETERANS AFFAIRS MEDICAL CENTER - JAMES A HALEY			635	100%	635

COVID-19: testing by laboratory

Data through May 6, 2021 verified as of May 7, 2021 at 09:25 AM

Data in this report are provisional and subject to change.

The numbers in the table below represent the number of Florida and non-Florida residents for whom test results were received by the Department of Health. A person can be tested by more than one laboratory and can have both positive and negative results. **Therefore, the sum of the numbers in each column will be larger than the total number of people tested.**

Reporting lab	Inconclusive	Negative	Positive	Percent positive	Total
FHMG FLORIDA HOSPITAL MEDICAL GROUP		589	46	7%	635
SAINTS 120 LLC	1	600	34	5%	635
CHILDRENS MEDICAL ASSOCIATION PA		562	69	11%	631
PHYSICIANS PRIMARY CARE LAB	1	552	77	12%	630
BALDOMERO LOPEZ STATE VETERANS NURSING HOME	2	621	6	1%	629
SOLARIS HEALTHCARE LAKE CITY		524	103	16%	627
PALM BEACH COUNTY FIREFIGHTERS HEALTH CLINIC, LLC		530	95	15%	625
CONSULATE HEALTHCARE OF VERO BEACH	14	527	83	13%	624
HARBOUR HEALTH CENTER		605	18	3%	623
MANOR CARE NURSING CENTER OF SARASOTA FL LLC		536	87	14%	623
ADVENTHEALTH MEDICAL GROUP PROMPT CAR	1	461	161	26%	623
EXPRESS URGENT CARE LLC		1	622	100%	623
CONTINENTAL CLINICAL RESEARCH, LLC		547	75	12%	622
SEBASTIAN RIVER MEDICAL CENTER	3	441	177	29%	621
AFC URGENT CARE FAMILY CARE			620	100%	620
VILLA MARIA NURSING & REHAB CENTER INC	1	600	17	3%	618
DAVITA LABS	4	613	1	0%	618
INTERNAL MEDICINE & PEDIATRICS OF TAMPA BAY PA		537	79	13%	616
ADDINGTON PLACE AT WELLINGTON GREEN		604	11	2%	615
ADVENT HEALTH - TIMBERRIDGE ER		523	91	15%	614
FLORIDA DEPARTMENT OF HEALTH IN CALHOUN COUNTY		472	141	23%	613
THERADOC		152	459	75%	611
PALM GARDEN OF ORLANDO		576	34	6%	610
HOLY CROSS HOSPITAL		12	598	98%	610
WELL-BEING MEDICAL CENTER PLLC		551	58	10%	609
PALMETTO FAMILY HEALTHCARE	1	397	209	34%	607
PIONEER CLINICAL LAB LLC		495	109	18%	604
FLORIDA HOSPITAL MEDICAL GROUP		350	253	42%	603
PRINCIPLE LABORATORY	8	579	16	3%	603
HEALTH CENTER AT BRENTWOOD	1	553	47	8%	601
PATIENTS FIRST - MAHAN DRIVE		164	436	73%	600
DASCENA, INC	3	537	60	10%	600
MANOR OAKS NURSING & REHAB CENTER	5	592	2	0%	599
AFC URGENT CARE SEMINOLE	1		597	100%	598
UNIVERSITY OF TAMPA INC, THE		572	21	4%	593
URGENT CARE EXPRESS LLC		235	357	60%	592
FOUNTAIN MANOR HEALTH AND REHAB CENTER	1	571	20	3%	592
BROOKDALE FORT MYERS CYPRESS LAKE		590	2	0%	592
HOPE HOSPICE AND COMMUNITY SERVICES INC	14	553	21	4%	588
SHORELINE PHYSICIAN GROUP		364	223	38%	587
NEW YORK HOSPITAL LABORATORIES	1	568	16	3%	585
DOH - INDIAN RIVER		485	99	17%	584
The Manor at Blue Water Bay		521	62	11%	583
PALM GARDEN OF OCALA		481	101	17%	582
AFC URGENT CARE TYRONE		4	572	99%	576
ANCIENT CITY PEDIATRICS	1	550	25	4%	576

COVID-19: testing by laboratory

Data through May 6, 2021 verified as of May 7, 2021 at 09:25 AM

Data in this report are provisional and subject to change.

The numbers in the table below represent the number of Florida and non-Florida residents for whom test results were received by the Department of Health. A person can be tested by more than one laboratory and can have both positive and negative results. **Therefore, the sum of the numbers in each column will be larger than the total number of people tested.**

Reporting lab	Inconclusive	Negative	Positive	Percent positive	Total
TENNESSEE DOH - NASHVILLE	2	504	66	12%	572
MEDICAL VB		451	121	21%	572
HOSPICE OF THE FLORIDA SUNCOAST,THE		562	8	1%	570
SUNSHINE URGENT CARE LLC		415	154	27%	569
PREMIER MEDICAL CENTER LLC	11	530	28	5%	569
LAUDERDALE NURSING CENTER LLC	1	548	19	3%	568
ECCOLAB GROUP	1	148	419	74%	568
FLORIDA HOSPITAL HEARTLAND MED CTR LAKE PLACID		445	120	21%	565
NURSING PLUS OF BROWARD LLC	1	540	23	4%	564
WEST GABLES HEALTH CARE CENTER		553	11	2%	564
DBI HEALTH INC		546	16	3%	562
NEMOURS CHILDREN'S HOSPITAL		453	108	19%	561
ORLANDO ORTHOPAEDIC OUTPATIENT SURGERY CENTER LLC		556	4	1%	560
RICARDO NAVARRO DO PA		474	85	15%	559
ARCPPOINTS LABS		487	71	13%	558
PALM GARDEN OF JACKSONVILLE□	2	475	80	14%	557
BODYK		545	11	2%	556
BENTON PEDIATRICS INC		497	58	10%	555
VETERANS AFFAIRS MEDICAL CENTER - BAY PINES		19	535	97%	554
The Sands at South Beach		549	4	1%	553
VETERANS AFFAIRS MEDICAL CENTER - GAINESVILLE		3	550	99%	553
CITRUS NURSING CENTER LLC		505	47	9%	552
MEMORIAL PEMBROKE 24/7 CARE CENTER		426	126	23%	552
FIRST CHOICE PEDIATRICS		435	116	21%	551
THE PALACE AT HOMESTEAD	1	526	21	4%	548
RIVER GARDEN HEBREW HOME FOR THE AGED		491	56	10%	547
VITAE DIAGNOSTICS		534	13	2%	547
PORT SAINT LUCIE HOSPITAL		537	10	2%	547
PALM GARDEN OF WINTER HAVEN	3	528	16	3%	547
EXPERTUS LABORATORIES INC		448	99	18%	547
NCF DIAGNOSTICS & DNA TECHNOLOGIES	15	213	318	58%	546
PLANT CITY PEDIATRICS	1	434	110	20%	545
CHAUTAUQUA REHABILITATION AND NURSING CENTER		533	12	2%	545
LIFE CARE CENTER OF WINTER HAVEN		524	20	4%	544
PEDIATRIC ASSOCIATES OF OCALA PA		502	42	8%	544
COASTAL URGENT CARE		428	116	21%	544
DOCTORS CENTER,THE		432	111	20%	543
Good Samaritan Society Kissimmee Village		477	66	12%	543
BAPTIST PRIMARY CARE, INC		511	31	6%	542
Solaris Healthcare Daytona	2	491	48	9%	541
NORTH FLORIDA REHABILITATION & SPECIALTY CARE□		531	9	2%	540
DIGNITY HEALING, LLC		520	19	4%	539
HERON POINTE HEALTH AND REHABILITATION	1	535	3	1%	539
INNOVATIVE GENOMICS, LLC	6	492	40	7%	538
FLOMEDILAB		301	236	44%	537
JACKSON MEMORIAL LONG TERM CARE CENTER		502	34	6%	536

COVID-19: testing by laboratory

Data through May 6, 2021 verified as of May 7, 2021 at 09:25 AM

Data in this report are provisional and subject to change.

The numbers in the table below represent the number of Florida and non-Florida residents for whom test results were received by the Department of Health. A person can be tested by more than one laboratory and can have both positive and negative results. **Therefore, the sum of the numbers in each column will be larger than the total number of people tested.**

Reporting lab	Inconclusive	Negative	Positive	Percent positive	Total
STEWARD SEBASTIAN RIVER MEDICAL CENTER		478	57	11%	535
BONIFAY NURSING AND REHAB CENTER		500	33	6%	533
SANDBAY URGENT CARE		433	100	19%	533
JAMES A HALEY VETERANS HOSPITAL		1	532	100%	533
LIFE CARE CENTER OF PALM BAY		505	28	5%	533
CONSULATE HEALTH CARE OF BAYONET POINT	4	516	11	2%	531
BROWARD PARTNERSHIP	6	517	8	2%	531
ENCOMPASS HEALTH REHABILITATION HOSPITAL OF SUNRISE	8	515	8	2%	531
PEDIATRICS BY THE SEA		500	31	6%	531
JACKSON MEMORIAL PERDUE MEDICAL CENTER		501	29	5%	530
ORLANDO HEALTH CENTER FOR REHABILITATION		514	15	3%	529
CARENOW	2	293	233	44%	528
MED FAST URGENT CARE CENTER		260	268	51%	528
FLORIDA STATE HOSPITAL CLINICAL LABORATORY		525	3	1%	528
MEDICAL CENTER CLINIC-IMMEDIATE CARE	1	423	104	20%	528
MAGNOLIA FAMILY URGENT CARE		478	48	9%	526
FLORIDA DEPARTMENT OF HEALTH CLAY COUNTY	1	424	101	19%	526
BROOKSVILLE HEALTHCARE CENTER LLC		511	15	3%	526
ORLANDO VA MEDICAL CENTER		2	523	100%	525
Palm Garden of Largo		520	4	1%	524
Solaris HealthCare Windermere		491	33	6%	524
THE VILLAGES REGIONAL HOSPITAL FREESTANDING		474	49	9%	523
WHITE-WILSON MEDICAL CENTER - NICEVILLE		473	50	10%	523
PENSACOLA PEDIATRICS MILTON		465	58	11%	523
MANOR AT CARPENTERS		491	32	6%	523
HILLCREST HEALTH CARE & REHABILITATION CENTER	3	503	15	3%	521
ST CLOUD REGIONAL MEDICAL CENTER CLINICAL LAB		394	127	24%	521
MEMPHIS PATHOLOGY LABORATORY	5	491	24	5%	520
NEW PLANT CITY FAMILY CARE	1	288	231	44%	520
SUSANNA WESLEY HEALTH CENTER		483	37	7%	520
ENZO CLINICAL LABS INC	3	490	26	5%	519
LITTLE PINE PEDIATRICS PLLC	3	455	61	12%	519
SOLARIS HEALTHCARE OSCEOLA		493	25	5%	518
MIDWAY SPECIALTY CARE CENTER	3	401	114	22%	518
KINDRED HOSPITAL	10	486	22	4%	518
TRINITY REGIONAL REHAB CENTER		492	25	5%	517
LORI MCAULIFFE MD PA		469	47	9%	516
CLERMONT HEALTH AND REHABILITATION CENTER		483	33	6%	516
PARKLANDS FACILITY INC	4	469	42	8%	515
MEDFAST URGENT CARE CENTERS		231	283	55%	514
PW WINDERMERE SUBTENANT LLC		510	3	1%	513
ATLANTIC SHORES NURSING AND REHAB CENTER	1	499	12	2%	512
STARKE FAMILY MEDICAL CENTER		417	94	18%	511
Ocala Health and Rehabilitation Center		487	23	5%	510
PINES OF SARASOTA		498	9	2%	507
FLO-MEDILAB SERVICES LLC		195	311	61%	506

COVID-19: testing by laboratory

Data through May 6, 2021 verified as of May 7, 2021 at 09:25 AM

Data in this report are provisional and subject to change.

The numbers in the table below represent the number of Florida and non-Florida residents for whom test results were received by the Department of Health. A person can be tested by more than one laboratory and can have both positive and negative results. **Therefore, the sum of the numbers in each column will be larger than the total number of people tested.**

Reporting lab	Inconclusive	Negative	Positive	Percent positive	Total
TIDEWELL HOSPICE INC	2	497	7	1%	506
ASSOCIATESMD MEDICAL GROUP INC		432	74	15%	506
GANDY CROSSING CARE CENTER	1	488	16	3%	505
ASCEND CLINICAL	7	415	82	16%	504
UNIVERSITY OF CENTRAL FLORIDA HEALTH SERVICES		483	21	4%	504
EMERALD COAST PEDIATRICS & ADOL		439	65	13%	504
NEW YORK PRESBYTERIAN - CUMC CLINICAL		480	20	4%	500
PARTICLE THEORY LABS		475	25	5%	500
CLINICAL PATHOLOGY LABS		388	112	22%	500
MOOSEHAVEN HEALTH CENTER		454	44	9%	498
NORTH FLORIDA RETIREMENT VILLAGE		494	4	1%	498
FAIRWAY OAKS CENTER LLC	6	485	6	1%	497
GOOD SAMARITAN CENTER		494	3	1%	497
Cypress Cove Care Center		396	101	20%	497
MEDIPATH		62	434	88%	496
VITAS LUTHERAN TOWERS INPATIENT PROGRAM		429	65	13%	494
Consulate Health Care of North Fort Myers		479	13	3%	492
VITAS HEALTHCARE CORPORATION		487	5	1%	492
SOLARIS HEALTHCARE MERRITT ISLAND		431	61	12%	492
Quest Diag Unspecifd	1	326	164	33%	491
NAIA		490	1	0%	491
BHA TITUSVILLE CLINIC		453	35	7%	488
THE SPRINGS AT BOCA CIEGA BAY		476	11	2%	487
LA MER NH LLC		479	8	2%	487
EPN URGENT CARE		83	403	83%	486
TUSKAWILLA NURSING AND REHAB CENTER	2	475	8	2%	485
OKEECHOBEE COUNTY HEALTH DEPT	1	357	127	26%	485
Parkview Rehabilitation Center at Winter Park		475	10	2%	485
Darcy Hall Of Life Care		471	14	3%	485
AMEERAH LABS, LLC	2	394	88	18%	484
Williston Care Center		421	63	13%	484
AMBULATORY SURGERY CENTER OF BOCA RATON LTD		479	4	1%	483
Life Care Center of Punta Gorda	1	467	15	3%	483
FLETCHER HEALTH AND REHABILITATION CENTER		479	3	1%	482
HARTS HARBOR HEALTH CARE CENTER		457	24	5%	481
Colonial Lakes Health Care		434	46	10%	480
PALM BEACH PEDIATRICS PA	2	416	61	13%	479
WIMAUMA COMMUNITY HEALTH CENTER		398	81	17%	479
GEORGIA PUBLIC HEALTH LABORATORY		445	33	7%	478
Manatee Springs Rehabilitation and Nursing Center		458	20	4%	478
METROPOLITAN HOSPITAL CENTER		470	8	2%	478
BOULEVARD REHABILITATION CENTER		462	16	3%	478
MOBILE MEDICAL ASSOCIATES PL	17	408	52	11%	477
Heartland Healthcare of Ft. Myers	1	473	3	1%	477
NAVAL HOSPITAL - JACKSONVILLE		137	340	71%	477
AZALEA TRACE PHYSICIAN SERVICES		469	7	1%	476

COVID-19: testing by laboratory

Data through May 6, 2021 verified as of May 7, 2021 at 09:25 AM

Data in this report are provisional and subject to change.

The numbers in the table below represent the number of Florida and non-Florida residents for whom test results were received by the Department of Health. A person can be tested by more than one laboratory and can have both positive and negative results. **Therefore, the sum of the numbers in each column will be larger than the total number of people tested.**

Reporting lab	Inconclusive	Negative	Positive	Percent positive	Total
HEALTHY STEPS PEDIATRICS		424	52	11%	476
ADVENTHEALTH EXPRESS CARE AT WALGREENS 49TH STREET		405	71	15%	476
MEDSCAN LABORATORY INC	1	256	218	46%	475
SOLARIS HEALTHCARE BAYONET POINT		454	21	4%	475
ELLENTON PEDIATRICS		455	19	4%	474
Q ANSWER LAB	1	412	59	13%	472
VILLAGE DOCTORS OF KEYSTONE		375	96	20%	471
Santa Rosa Center for Rehabilitation and Healing		399	71	15%	470
NTD_EUROFINS_AIMS		429	40	9%	469
MANOR CARE OF BOYNTON BEACH LLC		444	24	5%	468
ABBAY DELRAY		461	6	1%	467
FAMILY EXPRESS URGENT CARE		5	462	99%	467
University Crossing		463	2	0%	465
BROOKDALE PALMER RANCH	1	407	57	12%	465
UNIVERSITY OF TAMPA STUDENT HEALTH AND SHC CLINICAL LABORATORY		296	168	36%	464
LIFE HOPE LABS, LLC		449	15	3%	464
MANORCARE HEALTH SERVICES - VENICE		408	56	12%	464
FAMILY CARE PARTNERS OF NORTHEAST FLORIDA LLC		383	78	17%	461
THE PALACE MANAGEMENT - THE PALACE AT CORAL GABLES		458	3	1%	461
HEALTHWORKS MED GROUP OF FLORIDA PA	3	447	9	2%	459
HOLISTIX TREATMENT CENTERS		448	10	2%	458
PALM GARDEN OF WEST PALM BEACH	4	437	16	4%	457
AYERS HEALTH & REHABILITATION CENTER		450	7	2%	457
SEASIDE HEALTH AND REHABILITATION CENTER		395	61	13%	456
TREASURE COAST COMMUNITY HEALTH	3	378	75	16%	456
INDIAN RIVER CTR, LLC		403	52	11%	455
CLARIDGE HOUSE NURSING CENTER		437	18	4%	455
ST PETERSBURG PEDIATRICS-SEMINOLE BLVD		381	73	16%	454
SAMANTHA WILSON CARE CENTER	4	438	11	2%	453
ORCHARD PARK HEALTH & REHABILITATION		445	6	1%	451
ROLLINS COLLEGE WELLNESS CENTER		130	321	71%	451
ST ANDREWS BAY SKILLED NURSING &		389	61	14%	450
PRO HEALTH		202	248	55%	450
ST PETERSBURG PEDIATRICS-PARK BLVD		406	42	9%	448
ONESTOP MEDICAL AND URGENT CARE LLC		391	57	13%	448
SMA SPECIALTY MEDICAL LAB		120	327	73%	447
HARDEE COUNTY HEALTH DEPARTMENT		363	84	19%	447
PEDIATRIC HEALTH CARE ALLIANCE, PA		403	43	10%	446
DIAMOND RIDGE HEALTH AND REHABILITATION CENTER		424	22	5%	446
BLOUNTSTOWN REHABILITATION CENTER LLC		337	108	24%	445
Bayside Care Center	1	423	20	5%	444
EMERITUS AT NAPLES	2	439	1	0%	442
NATIONS BEST FAMILY HEALTH CARE		257	183	42%	440
BROOKDALE LAKE TAVARES		431	8	2%	439
MARION AND BERNARD L SAMSON NURSING CENTER		435	4	1%	439
RENAISSANCE AT THE TERRACES		429	8	2%	437

COVID-19: testing by laboratory

Data through May 6, 2021 verified as of May 7, 2021 at 09:25 AM

Data in this report are provisional and subject to change.

The numbers in the table below represent the number of Florida and non-Florida residents for whom test results were received by the Department of Health. A person can be tested by more than one laboratory and can have both positive and negative results. **Therefore, the sum of the numbers in each column will be larger than the total number of people tested.**

Reporting lab	Inconclusive	Negative	Positive	Percent positive	Total
AVANTE AT OCALA INC	5	400	31	7%	436
Bardmoor Oaks Healthcare and Rehabilitation Center		422	14	3%	436
ABBOTT DIAGNOSTICS		409	27	6%	436
WATERMARK LAKE POINTE WOODS LLC		417	18	4%	435
APP-UNIPATH, LLC	2	416	15	3%	433
Destin Healthcare and Rehabilitation Center	1	391	40	9%	432
DIAGNOSTIC & CLINICAL CARE SERVICES INC DBA		346	85	20%	431
AVECINA MEDICAL JULINGTON	1	240	189	44%	430
ORCHARD RIDGE CARE AND REHABILITATION CENTER		411	19	4%	430
FLORIDA DEPT OF HEALTH IN BREVARD COUNTY	3	364	63	15%	430
BAPTIST HEALTH URGENT CARE AT PLANTATION		362	67	16%	429
TAMARAC REHABILITATION & HEALTH CENTER		422	6	1%	428
PruittHealth Panama City	1	362	64	15%	427
FLORIDA HEART & VASCULAR MULTISPECIALTY GROUP PA		325	102	24%	427
PENSACOLA PEDIATRICS, PA		408	19	4%	427
RITECARE MEDICAL CENTER		335	90	21%	425
HCSO OCCUPATIONAL HEALTH AND WELLNESS CENTER		341	83	20%	424
WALGREENS 3173		387	37	9%	424
FLORIDA DEPARTMENT OF HEALTH IN LIBERTY COUNTY	3	324	97	23%	424
PALMS OF SEBRING		385	38	9%	423
CHEEK AND SCOTT DRUGS INC		350	71	17%	421
SUN COUNTRY PEDIATRICS PLLC	9	375	37	9%	421
LEHIGH REGIONAL MEDICAL CENTER LAB	2	372	47	11%	421
BAY VILLAGE OF SARASOTA INC		417	3	1%	420
GARCIA CLINICAL LABORATORY		28	392	93%	420
SABAL DIRECT PRIMARY CARE, PA		336	83	20%	419
Solaris Healthcare Lake Bennet		380	38	9%	418
BAPTIST PRIMARY CARE INC	1	390	27	6%	418
HEALTH CENTRAL PARK		349	67	16%	416
BRIDGEWATER PARK HEALTH AND REHAB	3	379	34	8%	416
MINUTECLINIC LLC #3671		370	45	11%	415
FLORIDA DEPARTMENT OF HEALTH		361	53	13%	414
HEALTH PARK CARE CENTER		407	7	2%	414
Timberridge Center for Rehabilitation and Healing		378	35	8%	413
Life Care Center of Ocala		342	70	17%	412
LIFE CARE PONTE VEDRA INC		400	12	3%	412
Bay Breeze Senior Living and Rehabilitation Center		358	53	13%	411
SUNLAND MARIANNA COX MEDICAL CENTER		367	43	10%	410
BAYSHORE DIAGNOSTICS		362	46	11%	408
TIDE LABORATORIES		362	45	11%	407
TRI-COUNTY NURSING AND REHABILITATION CENTER INC		389	15	4%	404
ELMCROFT PINECREST	1	376	27	7%	404
PEACHTREE IMMEDIATE CARE		339	65	16%	404
The Care Center at Pinellas Park	1	388	14	3%	403
UR MEDICINE LABS- CENTRAL LABORATORY		377	26	6%	403
SPECIALTY HEALTH AND REHABILITATION CENTER		375	25	6%	400

COVID-19: testing by laboratory

Data through May 6, 2021 verified as of May 7, 2021 at 09:25 AM

Data in this report are provisional and subject to change.

The numbers in the table below represent the number of Florida and non-Florida residents for whom test results were received by the Department of Health. A person can be tested by more than one laboratory and can have both positive and negative results. **Therefore, the sum of the numbers in each column will be larger than the total number of people tested.**

Reporting lab	Inconclusive	Negative	Positive	Percent positive	Total
MY HEALTHY BLUEPRINT BY BAPTIST HEALTH CARE		334	66	17%	400
Vi at Lakeside Village Skilled Nursing		384	15	4%	399
HARDEE MANOR HEALTH CARE CENTER	1	394	4	1%	399
ADVENTHEALTH EXPRESS CARE AT		326	72	18%	398
HENDRY REGIONAL MEDICAL CENTER		115	283	71%	398
LUIS A GHIGLINO MD PA		386	12	3%	398
MEDFAST URGENT CARE CENTER		167	231	58%	398
OCEAN VIEW NURSING AND REHAB CENTER		375	22	6%	397
Solaris Healthcare Coconut Creek		387	10	3%	397
ROSEWOOD HEALTH AND REHABILITATION CENTER		370	27	7%	397
LASER & SURGERY CENTER OF THE PALM BEACHES		394	2	1%	396
NAPHCARE, INC AT MANATEE COUNTY JAIL		369	26	7%	395
EXCEL PEDIATRICS		336	58	15%	394
MINI ER AND URGENT CARE		289	105	27%	394
Coastal Health and Rehabilitation Center		380	12	3%	392
Life Care Center at Inverrary		381	10	3%	391
BAPTIST HEALTH SOUTH FLORIDA - WEST BOCA URGENT CARE		325	66	17%	391
MADISON FACILITY INC		384	7	2%	391
BARTON HEALTH ALLIANCE	3	340	47	12%	390
AVANTE AT MT DORA		381	8	2%	389
BARBER		13	376	97%	389
MANORCARE AT LELY PALMS		382	7	2%	389
Stacey Health Care Centers Inc. dba Riverside Care Center		358	30	8%	388
JACKSONVILLE KIDS PEDIATRICS, PLLC		352	35	9%	387
SEA BREEZE REHAB AND NURSING CENTER		376	9	2%	385
SIGNATURE HEALTHCARE OF NORTH FLORIDA		381	4	1%	385
FAMILY MEDICAL CARE OF PALM BEACH		280	104	27%	384
SERENADES IN THE VILLAGES		331	53	14%	384
CORAL TRACE HEALTH CARE	2	377	5	1%	384
BOCA BIOLISTICS REFERENCE LABORATORY	3	254	127	33%	384
BAYFRONT MEDICAL		335	47	12%	382
BROOKDALE PADDOCK HILLS	2	378	2	1%	382
VILLAGE DOCTORS FAMILY MEDICAL CENTER OF		314	68	18%	382
ST CATHERINE'S WEST REHABILITATION HOSPITAL		369	13	3%	382
AVON PARK PEDIATRICS INC	3	336	40	11%	379
TRENTON MEDICAL CENTER INC DBA PALMS MEDICAL GROUP	4	282	93	25%	379
ARCPPOINT LABS OF ST PETERSBURG		287	91	24%	378
ARCPPOINT LABS OF SARASOTA MANATEE		295	83	22%	378
ACCESS MEDICAL CENTER	1	344	33	9%	378
VILLAGE PLACE NH LLC		336	42	11%	378
ADVANCED AMBULATORY SURGERY CENTER		364	14	4%	378
BEAR CREEK NURSING CENTER		372	5	1%	377
VETERANS AFFAIRS MEDICAL CENTER - LAKE CITY		52	325	86%	377
24/7 PEDIATRIC CARE CENTERS INC		356	21	6%	377
SOLARIS HEALTHCARE PARKWAY	2	355	19	5%	376
BAYA PHARMACY WEST		8	368	98%	376

COVID-19: testing by laboratory

Data through May 6, 2021 verified as of May 7, 2021 at 09:25 AM

Data in this report are provisional and subject to change.

The numbers in the table below represent the number of Florida and non-Florida residents for whom test results were received by the Department of Health. A person can be tested by more than one laboratory and can have both positive and negative results. **Therefore, the sum of the numbers in each column will be larger than the total number of people tested.**

Reporting lab	Inconclusive	Negative	Positive	Percent positive	Total
KISSIMMEE FACILITY OPERATIONS LLC		352	24	6%	376
FAIR HAVENS CENTER, OPCO		368	7	2%	375
COMMUNITY HEALTH AND REHABILITATION CENTER		312	63	17%	375
SPRINGTREE REHAB & HEALTH CARE CENTER		350	24	6%	374
COLOR GENOMICS, INC.	4	364	6	2%	374
HAINES CITY REHABILITATION AND NURSING CENTER		349	24	6%	373
REHABILITATION CENTER OF LAKE CITY, THE		343	30	8%	373
FL HUD DESTIN, LLC D/B/A GRAND BOULEVARD HEALTH		334	39	10%	373
GENETIC TECHNOLOGICAL INNOVATIONS, LLC		359	13	3%	372
JACKSONVILLE VA UNIVERSITY OPC	4	356	12	3%	372
PEDIATRICS IN BREVARD PA- ROCKLEDGE		325	47	13%	372
SUNCOAST URGENT CARE		281	91	24%	372
SANFORD LABORATORIES		333	39	10%	372
MACDILL AIR FORCE BASE		330	41	11%	371
URGENT CARE BETHESDA	1	318	52	14%	371
LIFE BRITE	4	349	18	5%	371
EPWORTH VILLAGE RETIREMENT COMMUNITY		364	6	2%	370
INFORM DIAGNOSTICS		361	9	2%	370
ADVENT HEALTH - TAMPA		148	221	60%	369
Palmetto Subacute Care Center		358	11	3%	369
LAKE EUSTIS HEALTH AND REHABILITATION CENTER		360	8	2%	368
Solaris HealthCare Imperial		360	8	2%	368
ELMHURST HOSPITAL CENTER	1	335	31	8%	367
ST JOSEPH'S HOSPITAL LABORATORY		2	364	99%	366
HOLIDAY CVS LLC DBA CVS/PHARMACY #0440		349	16	4%	365
HOLISTIC PEDIATRICS GROUP LLC		340	25	7%	365
TAVARES PEDIATRICS		305	59	16%	364
PORT CHARLOTTE HMA		323	41	11%	364
ESTERO ISLAND MEDICAL CENTER		287	76	21%	363
HOLLEY NAVARRE MEDICAL CLINIC		280	82	23%	362
MANOR CARE OF NAPLES FL LLC		354	6	2%	360
RIVERS FAMILY MEDICINE PA		272	87	24%	359
COLLIER COUNTY JAIL		356	2	1%	358
CLINICAL LABS OF HAWAII		353	4	1%	357
AVANTE AT LEESBURG INC		352	5	1%	357
ARGO SENIOR LIVING AT HAVERHILL		336	21	6%	357
Marshall Health and Rehabilitation Center		307	49	14%	356
SOUTHWEST ORLANDO FAMILY MEDICINE, PL		296	60	17%	356
The Grove Health and Rehabilitation		331	24	7%	355
AVENTURA REHAB AND NURSING CENTER		338	17	5%	355
ENCOMPASS HEALTH REHABILITATION OF SEA PINES		353	1	0%	354
PALMS REHABILITATION AND HEALTHCARE CENTER		314	40	11%	354
FAMILY CARE PARTNERS OF NE FLORIDA LLC		278	74	21%	352
CITY OF PORT SAINT LUCIE		328	24	7%	352
VILLAGE AT VIENNA SQUARE,THE	6	329	17	5%	352
MY CLINICAL LAB		223	129	37%	352

COVID-19: testing by laboratory

Data through May 6, 2021 verified as of May 7, 2021 at 09:25 AM

Data in this report are provisional and subject to change.

The numbers in the table below represent the number of Florida and non-Florida residents for whom test results were received by the Department of Health. A person can be tested by more than one laboratory and can have both positive and negative results. **Therefore, the sum of the numbers in each column will be larger than the total number of people tested.**

Reporting lab	Inconclusive	Negative	Positive	Percent positive	Total
KEY WEST HEALTH AND REHAB	1	343	8	2%	352
FOUNTAIN INN NURSING & REHABILITATION CTR, INC		346	6	2%	352
CORAL BAY HEALTHCARE AND REHABILITATION	1	338	12	3%	351
RAPID RELIABLE TESTING NY LLC		339	12	3%	351
EHEALTHSCREENINGS, LLC		349			349
Surrey Place Healthcare and Rehabilitation		346	2	1%	348
HOSPICE OF LAKE & SUMTER INC	1	337	10	3%	348
Avante at St Cloud, Inc.		335	11	3%	346
SELECT REFERENCE LABORATORIES, LLC	1	333	12	3%	346
HEALTH DESIGNS		332	14	4%	346
USAFSAM/PHE		175	170	49%	345
EAST RIDGE RETIREMENT VILLAGE		341	3	1%	344
FLORIDA HEALTH CARE PLANS			344	100%	344
FLORIDA KEYS PEDIATRICS & ADOLESCENT CENTER		325	18	5%	343
WILLISTON PEDIATRICS PA	1	301	41	12%	343
Concordia Village of Tampa AL		338	5	1%	343
FRICKS PHARMACY		279	63	18%	342
LabCorp (Non-Interfaced)	2	131	209	61%	342
JACKSON PLAZA NURSING & REHAB CENTER	6	327	9	3%	342
REGENTS PARK OF BOCA RATON		337	5	1%	342
ADVENT HEALTH CENTRA CARE - PALM COAST		80	262	77%	342
POMPANO REHABILITATION AND NURSING CTR		336	5	1%	341
CRONOS CLINICAL LABORATORY	22	227	91	27%	340
CRYSTAL RIVER HEALTH & REHAB		335	4	1%	339
DEPARTMENT OF HEALTH BUREAU OF FAMILY		330	9	3%	339
RULEME CENTER	2	306	30	9%	338
MEDICAL CENTER AT OCEAN REEF,THE		321	17	5%	338
CONCIMED LLC		305	33	10%	338
MACCLENNY NURSING AND REHAB		320	18	5%	338
AFTER HOURS PEDIATRICS INC	1	1	334	99%	336
MIAMI CEREBRAL PALSY RESIDENTIAL		334	1	0%	335
SUNRISE DIAGNOSTIC LABORATORY		282	53	16%	335
LODGE HEALTH AND REHABILITATION CENTER, THE		302	33	10%	335
KENNEDY PAIN CLINIC GROUP LLC		301	34	10%	335
PHYSICIANS REGIONAL WALK-IN		196	138	41%	334
APOLLO HEALTH & REHABILITATION		327	7	2%	334
ST JUDE CHILDREN'S RESEARCH HOSPITAL		319	15	4%	334
GOOD SAMARITAN SOCIETY-DAYTONA		312	21	6%	333
ST LUCIE EMPLOYEE HEALTH & WELLNESS CENTER		321	12	4%	333
NORTH PINELLAS STATMED QUICK QUALITY CLINICS		236	97	29%	333
AMERICAN FINNISH NURSING HOME	2	323	8	2%	333
Life Care Center at Wells Crossing		309	24	7%	333
FIRST CHOICE PEDIATRICS INC		293	39	12%	332
DELTONA HEALTH CARE		307	24	7%	331
CYPRESS COVE		324	6	2%	330
Avante at Inverness		327	3	1%	330

COVID-19: testing by laboratory

Data through May 6, 2021 verified as of May 7, 2021 at 09:25 AM

Data in this report are provisional and subject to change.

The numbers in the table below represent the number of Florida and non-Florida residents for whom test results were received by the Department of Health. A person can be tested by more than one laboratory and can have both positive and negative results. **Therefore, the sum of the numbers in each column will be larger than the total number of people tested.**

Reporting lab	Inconclusive	Negative	Positive	Percent positive	Total
EDGEWATER AT WATERMAN VILLAGE,THE		314	16	5%	330
ROSEN MEDICAL CENTER		287	43	13%	330
WESTCHESTER GARDENS LIMITED PARTNERSHIP		319	9	3%	328
HCTB INC		270	57	17%	327
TIERRA PINES CENTER		313	13	4%	326
SILVER CREEK SENIOR LIVING COMMUNITY		321	5	2%	326
ST JAMES HEALTH AND REHABILITATION CENTER		239	87	27%	326
PIONEER CLINICAL LAB, LLC		212	113	35%	325
CROSS POINTE CARE CENTER	2	316	6	2%	324
SIGNATURE HEALTHCARE AT THE COURTYARD		277	47	15%	324
ACCURATE DIAGNOSTIC LABS, INC		305	18	6%	323
TALLAHASSEE NHHI LLC	1	295	27	8%	323
LUTHERAN HAVEN		314	9	3%	323
DAYTONA BEACH HEALTH AND REHAB CENTER		321	2	1%	323
STATMED QUICK QUALITY CLINIC AT NORTH PINELLAS		66	256	80%	322
AVELLINO LAB USA, INC	1	308	13	4%	322
BIOCEPT		299	22	7%	321
Avante at Orlando	1	314	6	2%	321
Life Care Center of Sarasota		308	13	4%	321
HEATHER HILL HEALTHCARE CENTER		273	47	15%	320
West Melbourne Health and Rehabilitation Center		319	1	0%	320
HUNT CLUB PEDIATRIC ASSOCIATES, P.A.		272	48	15%	320
PruittHealth Santa Rosa		225	94	29%	319
CENTERSTONE OF FLORIDA□		292	26	8%	318
HOMESTEAD MANOR	2	274	41	13%	317
MEDEXPRESS LUTZ		3	313	99%	316
ARDEN COURTS OF TAMPA□	2	307	6	2%	315
BAY COUNTY SHERIFFS OFFICE JAIL FACILITY		262	53	17%	315
GENESIS MEDICAL LABORATORY MIAMI FL.		83	230	73%	313
220 GOLDEN, LLC	1	295	16	5%	312
QUICK CARE MED LLC	1	248	62	20%	311
OSPREY LODGE		251	60	19%	311
GULF COAST MEDICAL CENTER		304	6	2%	310
AMERICAN ESOTERIC LAB-BIRMINGHAM		305	5	2%	310
HIGHLANDS URGENT CARE			309	100%	309
VI AT BENTLEY VILLAGE HOME CARE		305	1	0%	306
SILVERCREST HEALTH AND REHABILITATION CENTER	3	295	8	3%	306
LAKELAND REGIONAL HEALTH SYSTEMS INC		39	266	87%	305
HAVEN OF OUR LADY OF PEACE INC		297	8	3%	305
PERSONALIZED GENETIC TESTING	3	202	100	33%	305
D PEDIATRICS		278	27	9%	305
JUPITER MEDICAL CENTER URGENT CARE - STUART		232	72	24%	304
CLARE BRIDGE ORMOND BEACH	1	303			304
PONTE VEDRA GARDENS		303	1	0%	304
LAKESIDE NEUROLOGIC		289	14	5%	303
COLLIER PHARMACY		248	55	18%	303

COVID-19: testing by laboratory

Data through May 6, 2021 verified as of May 7, 2021 at 09:25 AM

Data in this report are provisional and subject to change.

The numbers in the table below represent the number of Florida and non-Florida residents for whom test results were received by the Department of Health. A person can be tested by more than one laboratory and can have both positive and negative results. **Therefore, the sum of the numbers in each column will be larger than the total number of people tested.**

Reporting lab	Inconclusive	Negative	Positive	Percent positive	Total
WHITE WILSON MEDICAL IMMEDIATE CARE NICEVILLE		77	226	75%	303
SARAPATH DIAGNOSTICS		172	130	43%	302
LAKE PARK OF MADISON		291	11	4%	302
Chatsworth at PGA National, LLC		288	14	5%	302
DISCOVERY VILLAGE AT NAPLES		284	17	6%	301
FLORIDA ATLANTIC UNIVERSITY STUDENT HEALTH		249	52	17%	301
RIVERWOOD HEALTH NH LLC		262	39	13%	301
CONSULATE HEALTH CARE OF SAFETY HARBOR		293	7	2%	300
DE LUNA HEALTH AND REHABILITATION CENTER		277	23	8%	300
AVANTE AT ORMOND BEACH INC		291	9	3%	300
PALM GARDEN OF PINELLAS		299			299
ST VINCENT'S AMBULATORY CARE INC DBA	2	258	39	13%	299
PROFESSIONAL URGENT CARE SERVICES		247	52	17%	299
LEESBURG PEDIATRICS		263	36	12%	299
renaissance health and rehabilitation center		272	26	9%	298
ELLENTON PEDIATRICS PA		280	18	6%	298
BUENA VISTA URGENT CARE		264	34	11%	298
MIDWAY PRIMARY CARE, LLC	11	183	103	35%	297
Sunset Point Center		291	6	2%	297
USA HEALTH UNIVERSITY HOSPITAL CLINICAL LABORATORY	1	285	10	3%	296
CONEY ISLAND HOSPITAL	1	284	11	4%	296
JACKSONVILLE UNIVERSITY	1	279	16	5%	296
BROOKDALE DESTIN		284	12	4%	296
BAYA POINTE NURSING AND REHABILITATION		212	83	28%	295
AMERICAN RESEARCH LABS		249	46	16%	295
ALLIANCE PEDIATRICS PA		288	7	2%	295
HEARTLAND PEDIATRICS OF LAKE PLACID PA	1	258	36	12%	295
LONGWOOD FAMILY PRACTICE		226	69	23%	295
THE RESIDENCE AT TIMBER PINES	4	264	26	9%	294
JUPITER MEDICAL CENTER URGENT CENTER		245	48	16%	293
NORTHWEST MEDICAL CENTER CLINICAL LABORATORY		175	118	40%	293
STAR CARE		241	51	17%	292
ARBOR FACILITY INC		288	4	1%	292
MEDICATION ROOMS-CSU/CI NURSE STATION	1	278	13	4%	292
WESTWOOD HEALTHCARE SNF		245	46	16%	291
Chatham Glen Healthcare and Rehabilitation Center		282	9	3%	291
PALMS FACILITY INC		273	18	6%	291
BIOIQ		243	48	16%	291
Solaris Senior Living North Naples ALF		280	9	3%	289
DOCTORS MEMORIAL HOSPITAL		158	131	45%	289
Rehabilitation Center for Park Place LLC		278	11	4%	289
STERLING HOUSE OF DELAND		288	1	0%	289
AMERICAN HEALTH ASSOCIATES INC	1	270	18	6%	289
PALM GARDEN OF GAINESVILLE	2	285	2	1%	289
AUBURN UNIVERSITY MEDICAL CLINIC		227	62	21%	289
AMELIA MEDICAL CARE		129	159	55%	288

COVID-19: testing by laboratory

Data through May 6, 2021 verified as of May 7, 2021 at 09:25 AM

Data in this report are provisional and subject to change.

The numbers in the table below represent the number of Florida and non-Florida residents for whom test results were received by the Department of Health. A person can be tested by more than one laboratory and can have both positive and negative results. **Therefore, the sum of the numbers in each column will be larger than the total number of people tested.**

Reporting lab	Inconclusive	Negative	Positive	Percent positive	Total
Terrace Health and Rehab		284	4	1%	288
MAGNOLIA DIAGNOSTICS, LLC	4	256	28	10%	288
SIGNATURE HEALTHCARE OF ORANGE PARK		284	4	1%	288
PAVILION FOR HEALTHCARE, THE		284	3	1%	287
W FRANK WELLS NURSING HOME		258	29	10%	287
FREEDOM SQUARE NURSING CENTER		275	12	4%	287
FARAH MEDICAL		271	15	5%	286
PROTEUS MOLECULAR AND CLINICAL LAB	1	173	112	39%	286
CHIPOLA HEALTH AND REHAB		268	18	6%	286
MILLENNIUM PHYSICIAN GROUP LLC		248	37	13%	285
HOSPICE OF ST FRANCIS INC		277	7	2%	284
CHIPOLA MEDICAL ASSOCIATES, LLC		207	77	27%	284
WALGREENS 10670		247	37	13%	284
IMA MEDICAL GROUP		201	82	29%	283
AURORA DIAGNOSTICS BERNHARDT LABORATORIES PATHOLOGY SERVICE		190	93	33%	283
DAVID SCOTT MADWAR MD PA		254	29	10%	283
BOND CLINIC, PA		210	73	26%	283
LAKE VIEW CARE CENTER AT DELRAY		277	6	2%	283
WALGREENS 4915	1	252	30	11%	283
VETERANS AFFAIRS MEDICAL CENTER - MIAMI		2	280	99%	282
SANDY PINES	2	237	43	15%	282
BROWARD NURSING & REHABILITATION CTR	8	259	15	5%	282
CAREATC CITY OF TAMPA	22	219	40	14%	281
CENTRAL FLORIDA HEALTH SERVICES		237	43	15%	280
HARBOURWOOD	1	272	7	3%	280
WASHINGTON REHAB AND NURSING		269	10	4%	279
TRUE NORTH HEALTH NAVIGATION LLC DBA DISPATCHHEALTH	1	230	48	17%	279
BRENTWOOD RETIREMENT COMMUNITY	5	240	34	12%	279
PRUITT HEALTH-SANTA ROSA		275	2	1%	277
Crossbreeze care center	1	274	2	1%	277
VILLAGES REGIONAL HOSPITAL SURGERY CENTER LLC, THE		218	58	21%	276
DOS OF NORTH SHORES NURSING & REHAB CENTER		275			275
NASSAU COUNTY JAIL		229	45	16%	274
Glades West Rehabilitation and Nursing Center		266	8	3%	274
FIRST CHOICE PRIMARY CARE		216	56	21%	272
NADAL PEDIATRICS		221	51	19%	272
A PLUS PEDIATRICS		239	32	12%	271
Premier Place at The Glenview		261	9	3%	270
LEHIGH VALLEY GENOMICS		45	225	83%	270
ATLANTIC URGENT CARE		186	84	31%	270
PBC FIREFIGHTER BENEFIT FUND WELLNESS CENTER		225	45	17%	270
ADVENT HEALTH CARE CENTER	9	246	14	5%	269
SHC College Park		267	2	1%	269
Avante at Lake Worth, Inc.	1	261	6	2%	268
LAKEVIEW INTERNAL MEDICINE		203	65	24%	268
ADVENT HEALTH CENTRA CARE - ORMOND BEACH		113	155	58%	268

COVID-19: testing by laboratory

Data through May 6, 2021 verified as of May 7, 2021 at 09:25 AM

Data in this report are provisional and subject to change.

The numbers in the table below represent the number of Florida and non-Florida residents for whom test results were received by the Department of Health. A person can be tested by more than one laboratory and can have both positive and negative results. **Therefore, the sum of the numbers in each column will be larger than the total number of people tested.**

Reporting lab	Inconclusive	Negative	Positive	Percent positive	Total
SURREY PLACE CARE CENTER		261	7	3%	268
NORTH FLORIDA PEDIATRICS - MARIANNA		227	40	15%	267
FORT MYERS REHABILITATION AND NURSING CENTER		241	26	10%	267
ST MARK VILLAGE	1	261	5	2%	267
Jacaranda Manor		264	2	1%	266
Cross Gardens Care Center		265	1	0%	266
THE PLAYERS CHAMPIONSHIP		265			265
SERANADES BY SONATA WEST ORANGE		236	29	11%	265
XPRESS URGENT CARE- PORT ST. LUCIE		111	153	58%	264
MIAMI JEWISH HEALTH SYSTEMS, INC	4	250	10	4%	264
TGH		1	263	100%	264
VITAS HEALTHCARE CORPORATION OF FL		248	15	6%	263
Sunnyside Nursing Home		260	3	1%	263
SEAVIEW NURSING AND REHABILITATION CENTER		251	10	4%	261
BRADEN RIVER REHABILITATION CENTER LLC		258	2	1%	260
PATHWAY PHARMACY		216	44	17%	260
CLIFFORD CHESTER SIMS VA NURSING HOME		251	9	3%	260
ADVENT HEALTH - PALM HARBOR ER		211	48	19%	259
TERRACES OF LAKE WORTH CARE CENTER		247	12	5%	259
BARBARA O'REILLY MD PA		254	5	2%	259
CONSULATE HEALTHCARE OF KISSIMMEE		247	12	5%	259
ADVENT HEALTH - ORLANDO		195	64	25%	259
FLORIDA WOMAN CARE LABORATORY LLC		232	26	10%	258
AZALEA TRACE		245	13	5%	258
MARTIN MEMORIAL MEDICAL CENTER LAB		128	129	50%	257
GEORGE SAFRAN MD PC		243	14	5%	257
EVENT MED SERVICES LABORATORY		252	5	2%	257
SPRINGS AT LAKE POINTE WOODS		255	2	1%	257
BAYVIEW CENTER		251	6	2%	257
MARTIN ACQUISITION 1 LLC DBA		242	14	5%	256
FELLOWSHIP HOME AT THE FAIRWAY LLC		249	7	3%	256
CCS - JOSEPH V CONTE		253	2	1%	255
CARENOW LAKE MARY		45	210	82%	255
OAKBROOK HEALTH AND REHABILITATION CENTER	1	240	14	5%	255
RITE MEDICAL CARE PC		251	3	1%	254
VETERANS AFFAIRS ORLANDO VA MEDICAL CENTER			254	100%	254
HOMESTEAD VILLAGE		243	11	4%	254
KR at Hillsborough Lakes/Lutz Healthcare		243	10	4%	253
LAKESIDE HEALTH CENTER		251	2	1%	253
KINDRED HOSPITAL THE PALM BEACHES		247	6	2%	253
SHELL POINT VILLAGE MEDICAL CENTER		246	7	3%	253
BARTRAM CROSSING		253			253
The Ponce Therapy Care Center		248	4	2%	252
CAREATC, INC.	1	226	24	10%	251
FLORIDA CLINICAL LABORATORY-BIOREFERENCE LABORATORIES		99	152	61%	251
BUREAU OF CLINICAL LABORATORIES		209	42	17%	251

COVID-19: testing by laboratory

Data through May 6, 2021 verified as of May 7, 2021 at 09:25 AM

Data in this report are provisional and subject to change.

The numbers in the table below represent the number of Florida and non-Florida residents for whom test results were received by the Department of Health. A person can be tested by more than one laboratory and can have both positive and negative results. **Therefore, the sum of the numbers in each column will be larger than the total number of people tested.**

Reporting lab	Inconclusive	Negative	Positive	Percent positive	Total
STUART - FAIRGROUNDS		219	32	13%	251
Consulate Health Care of St. Petersburg		243	7	3%	250
SAMIR EBEID MD		224	25	10%	249
UCC - WELLINGTON		3	246	99%	249
ESCAMBIA COUNTY JAIL DETENTION DIVISION		242	7	3%	249
ST ANTHONYS REHABILITATION HOSPITAL	9	238	2	1%	249
ARDEN COURTS OF FORT MYERS		241	7	3%	248
CARRINGTON PLACE OF ST PETE LLC		242	6	2%	248
HUNT CLUB PEDIATRIC ASSOCIATES PA		173	74	30%	247
Orchid Cove at Sarasota		246	1	0%	247
ADVENTHEALTH EXPRESS CARE AT WESLEY CH		218	29	12%	247
Heritage Healthcare at Tallahassee		239	7	3%	246
PINELLAS CARE CENTER		210	36	15%	246
AVECINA MOBILE		121	125	51%	246
RIVERSIDE RECOVERY OF TAMPA		243	2	1%	245
ROSEWOOD HEALTHCARE & REHABILITATION CENTER		239	6	2%	245
Flagler Health and Rehabilitation		242	3	1%	245
EDGEWOOD NURSING CENTER		235	10	4%	245
ST AUGUSTINE HEALTH & REHAB CENTER		244	1	0%	245
GATTOLINE ENTERPRISES, INC. DBA FAMILY CARE PHARMACY		200	45	18%	245
MALABAR/ADVENT CENTRA CARE		48	196	80%	244
REGENTS PARK AT AVENTURA		229	15	6%	244
ESCAMBIA COUNTY JAIL	2	178	64	26%	244
VIERA VA OPC		236	7	3%	243
WHITE WILSON MEDICAL CENTER IMMEDIATE CARE		135	108	44%	243
PADDOCK RIDGE		240	3	1%	243
life Care Center of Melbourne		226	17	7%	243
ADVANCED MEDICAL GROUP		2	240	99%	242
ARCHER HEALTH VENTURES, LLC		217	25	10%	242
FLORIDA MEDICAL CLINIC LLC		159	82	34%	241
GOOD SAMARITAN CARES		236	5	2%	241
CLARE BRIDGE OF SARASOTA		238	2	1%	240
PALM GARDEN OF AVENTURA		236	4	2%	240
AMERICAN HOUSE SENIOR LIVING		189	51	21%	240
STERLING HOUSE OF WINTER HAVEN		237	3	1%	240
SOUTHLAND SUITES OF ORMOND BEACH	4	236			240
Lake Port Square Health Center		221	19	8%	240
ORANGE COUNTY HEALTH DEPT		228	11	5%	239
SUNLIFE PHARMACY		209	29	12%	238
ST PETERSBURG PEDIATRICS-EAST BAY	1	200	37	16%	238
FLORIDA HEALTH CARE PLAN INC		2	236	99%	238
SOLARIS SENIOR LIVING VERO BEACH		228	8	3%	236
GUEST HOUSE OCALA, THE		224	11	5%	235
FIRSTCARE CLINIC		120	115	49%	235
BAY TREE CARE AND REHABILITATION CENTER		197	38	16%	235
FEDERATION CCRC OPERATIONS CORP		233	2	1%	235

COVID-19: testing by laboratory

Data through May 6, 2021 verified as of May 7, 2021 at 09:25 AM

Data in this report are provisional and subject to change.

The numbers in the table below represent the number of Florida and non-Florida residents for whom test results were received by the Department of Health. A person can be tested by more than one laboratory and can have both positive and negative results. **Therefore, the sum of the numbers in each column will be larger than the total number of people tested.**

Reporting lab	Inconclusive	Negative	Positive	Percent positive	Total
OAK HAMMOCK AT THE UNIVERSITY OF FLORIDA		229	6	3%	235
BAY VUE NURSING AND REHABILITATION CENTER		224	11	5%	235
NORTH FLORIDA PEDIATRICS PA - DUVAL		205	29	12%	234
LCS SANDHILL COVE LLC DBA	6	219	9	4%	234
BVM THE BRIDGES LLC		231	2	1%	233
FORT PIERCE HEALTH CARE		226	7	3%	233
MANDARIN PEDIATRICS		210	23	10%	233
DOCTORS MEMORIAL FAMILY MEDICINE	2	163	68	29%	233
VILLA MARIA WEST SKILLED NURSING FACILITY		224	8	3%	232
LAKE REGIONAL URGENT CARE		12	220	95%	232
Signature healthcare of Jacksonville		227	5	2%	232
ARDEN COURTS OF SEMINOLE		191	41	18%	232
VIERA DEL MAR HEALTH AND REHABILITATION CENTER		219	13	6%	232
Lakewood Nursing Center		198	34	15%	232
Fouraker Hills Rehab and Nursing		223	9	4%	232
CHILDREN MED CARE INC		198	33	14%	231
ManorCare Health Services-Palm Harbor	1	229	1	0%	231
LYNN HAVEN SPORTS COMPLEX-WALKON CLINIC		21	209	91%	230
YOUR FAMILY WALK-IN CLINIC		17	213	93%	230
MORSELIFE MEMORY CARE RESIDENCE		220	9	4%	229
BAYA URGENT CARE LLC		198	31	14%	229
SACRED HEART HEALTH SYSTEM INC		191	38	17%	229
MEDICAL CONSULTANTS OF FLORIDA LLC	1	193	34	15%	228
COLONY CLUB ALF,THE	1	212	15	7%	228
ASCENSION MEDICAL GROUP		5	223	98%	228
ALLSOUTH URGENT CARE		52	175	77%	227
ADVENT HEALTH - LAKE NONA		193	34	15%	227
MEASE COUNTRYSIDE HOSPITAL		2	225	99%	227
WIREGRASS DIRECT PRIMARY CARE PLLC		190	37	16%	227
Kindred Hospital South Florida Hollywood SNU		219	8	4%	227
PARKS HEALTHCARE & REHABILITATION CTR	4	211	11	5%	226
MCW MENTAL HEALTH LLC		222	4	2%	226
CORAL GABLES NURSING & REHABILITATION CENTER		214	11	5%	225
ABSOLUTE HEALTH INTERNAL MEDICINE AND PEDIATRICS		200	25	11%	225
NSPIRE HEALTHCARE LAUDERHILL		219	6	3%	225
BORLAND GROOVER CLINIC	1	187	37	16%	225
PARK MEADOWS HEALTH AND REHABILITATION CENTER		224	1	0%	225
JUNO DERMATOLOGY LLC		206	18	8%	224
INN AT ASTON GARDENS, THE		216	8	4%	224
CORAL REEF NURSING & REHABILITATION CENTER		216	8	4%	224
Signature Healthcare of Ormond		222	2	1%	224
DISCOVERY VILLAGE AT MELBOURNE		197	27	12%	224
Avante at Melbourne		219	5	2%	224
BENDERSON FAMILY SKILLED NURSING AND		205	18	8%	223
HIGHLANDS LAKE CENTER		218	5	2%	223
CONSULATE HEALTH CARE OF MELBOURNE		218	5	2%	223

COVID-19: testing by laboratory

Data through May 6, 2021 verified as of May 7, 2021 at 09:25 AM

Data in this report are provisional and subject to change.

The numbers in the table below represent the number of Florida and non-Florida residents for whom test results were received by the Department of Health. A person can be tested by more than one laboratory and can have both positive and negative results. **Therefore, the sum of the numbers in each column will be larger than the total number of people tested.**

Reporting lab	Inconclusive	Negative	Positive	Percent positive	Total
FLAGLER COUNTY DETENTION CENTER		209	13	6%	222
ADVENT HEALTH CENTRA CARE - APOPKA NORTH		192	30	14%	222
BONITA PHARMACY		201	21	9%	222
MATHISON RETIREMENT COMMUNITY, INC	1	211	10	5%	222
HEALTHPOINT MED GRP OF THE EMERALD COAST LLC		183	39	18%	222
CLERMONT URGENT CARE		1	221	100%	222
PINNACLES PEDS CARE PA		222			222
CCS - PAUL REIN DETENTION FACILITY		156	66	30%	222
WALGREENS #04809	1	194	26	12%	221
PALMS MEDICAL GROUP HIGH SPRINGS		183	38	17%	221
SUPERIOR RESIDENCES OF PANAMA CITY BEACH		213	7	3%	220
CONCORD LIFE SCIENCES LLC	2	201	17	8%	220
KENILWORTH CARE & REHABILITATION CENTER		202	18	8%	220
Boynton Beach Rehabilitation Center	2	213	5	2%	220
ADVENT HEALTH CENTRA CARE - DAYTONA BEACH		94	125	57%	219
ANGELS DIAGNOSTIC GROUP		174	45	21%	219
MACTOWN, INC		217	2	1%	219
HOSPITAL FOR SPECIAL SURGERY		216	3	1%	219
WOOD LAKE HEALTH AND REHABILITATION CENTER		219			219
PEDIATRIC SPECIALISTS MEDICAL GROUP	1	193	24	11%	218
MIAMI VA HEALTHCARE SYSTEM			218	100%	218
UNIVERSITY OF MIAMI		78	140	64%	218
The Waterford		214	3	1%	217
THE MANOR AT CARPENTERS		185	32	15%	217
LAKE PORT SQUARE		200	17	8%	217
BRANDON COMMUNITY HEALTH CENTER		190	27	12%	217
SOUTH BALDWIN REGIONAL MEDICAL CENTER		203	14	6%	217
ST. CLOUD REGIONAL MEDICAL CENTER		199	18	8%	217
BROOKDALE ATRIM WAY		210	6	3%	216
LABCORP BURLINGTON	1	157	58	27%	216
ARDEN COURTS OF DELRAY BEACH FL LLC	3	202	11	5%	216
Hampton Court Nursing and Rehabilitation Center		214	2	1%	216
BOCA RATON REHABILITATION CENTER	4	207	4	2%	215
WALGREENS #06012		185	30	14%	215
GATEWAY/ADVENT CENTRA CARE	1	24	190	88%	215
Taylor Care Center		210	5	2%	215
KEY LARGO - LARGO CARGO		193	21	10%	214
BLOCK, NATION, CHASE, AND SMOLEN FAMILY MEDICINE		157	57	27%	214
FLORIDA DEPARTMENT OF HEALTH IN TAYLOR COUNTY	1	167	46	21%	214
Sunrise Health and Rehabilitation Center		206	8	4%	214
JACKSON COUNTY HEALTH DEPARTMENT		159	54	25%	213
HEALTH FIRST - HOLMES REGIONAL MEDICAL CENTER		32	181	85%	213
CONSULATE HEALTH CARE OF WINTER HAVEN		209	4	2%	213
San Jose Health & Rehabilitation		207	6	3%	213
POCONO MEDICAL CENTER		212	1	0%	213
LIFE CARE CENTER OF PORT ST. LUCIE		201	12	6%	213

COVID-19: testing by laboratory

Data through May 6, 2021 verified as of May 7, 2021 at 09:25 AM

Data in this report are provisional and subject to change.

The numbers in the table below represent the number of Florida and non-Florida residents for whom test results were received by the Department of Health. A person can be tested by more than one laboratory and can have both positive and negative results. **Therefore, the sum of the numbers in each column will be larger than the total number of people tested.**

Reporting lab	Inconclusive	Negative	Positive	Percent positive	Total
Consulate Healthcare of West Palm Beach		197	16	8%	213
Bayside Health and Rehabilitation		181	31	15%	212
TUSCAN GARDENS OF PALM COAST		206	6	3%	212
FULGENT GENETICS	3	166	43	20%	212
REGENCY PARK		193	19	9%	212
FLORIDA HEALTH CARE PLANS INC		2	209	99%	211
LAKE WALES OPERATING GROUP LLC		206	5	2%	211
EDWARD J HEALEY REHAB & NURSING CENTER		210			210
PATRIOT MEDICAL LABORATORIES		202	8	4%	210
GLENRIDGE ON PALMER RANCH,THE		202	8	4%	210
GOOD SAMARITAN SOCIETY OF DELAND		199	11	5%	210
Royal Oaks Nursing and Rehab		209	1	0%	210
WORKPLACE SCREENING INTELLIGENCE			209	100%	209
Whispering Oaks	11	175	23	11%	209
The Palace Nursing and Rehabilitation Center		209			209
Nspire Health Care Kendall		199	10	5%	209
LAB CORP	1	120	87	42%	208
DOLPHIN POINTE HEALTH CARE LLC		185	23	11%	208
HIALEAH SHORES NURSING AND REHAB CENTER		199	8	4%	207
MIRACLE HILL NURSING & REHABILITATION CENTER INC		200	6	3%	206
ALL SEASONS NAPLES LLC		198	8	4%	206
VILLAGE PEDIATRICS LLC		175	31	15%	206
NO FLORIDA PEDIATRICS, PA		179	27	13%	206
TARPON POINT NURSING AND REHABILITATION CENTER		203	3	1%	206
NEW YORK CITY DEPARTMENT OF HEALTH & MENTAL		171	35	17%	206
SENIOR LIVING VII TAMPA LLC	1	195	9	4%	205
BENTLEY CARE CENTER		204	1	0%	205
Cross Terrace REhabilitation		203	2	1%	205
JACKSONVILLE NURSING AND REHAB CENTER		197	8	4%	205
BARKLEY PLACE	1	199	5	2%	205
PCB CLINIC		159	45	22%	204
PATHGROUP LABS LLC		97	107	52%	204
PALM HARBOR FAMILY PRACTICE & WALK-IN		157	47	23%	204
BROOKDALE OF SPRING HILL	9	192	2	1%	203
Lehigh Acres Health and Rehabilitation		191	12	6%	203
AMA MEDICAL GROUP LLC		171	32	16%	203
POLK COUNTY HEALTH DEPARTMENT		178	24	12%	202
KINDRED HOSPITAL MELBOURNE	1	195	6	3%	202
VAMC WEST PALM LAB		5	196	98%	201
Governors Creek Health and Rehabilitation	1	198	2	1%	201
HEARTLAND SOUTH JACKSONVILLE OF JACKSONVILLE FL ,		201			201
NADAL PEDIATRICS - VICTORIA STREET (3385)		169	31	16%	200
HERITAGE HEALTHCARE AND REHABILITATION CENTER		195	5	3%	200
GRACE PEDIATRICS		168	32	16%	200
ADVENT HEALTH - CARROLLWOOD	4	169	26	13%	199
AVANTE OF BOCA RATON		198	1	1%	199

COVID-19: testing by laboratory

Data through May 6, 2021 verified as of May 7, 2021 at 09:25 AM

Data in this report are provisional and subject to change.

The numbers in the table below represent the number of Florida and non-Florida residents for whom test results were received by the Department of Health. A person can be tested by more than one laboratory and can have both positive and negative results. **Therefore, the sum of the numbers in each column will be larger than the total number of people tested.**

Reporting lab	Inconclusive	Negative	Positive	Percent positive	Total
SEMINOLE TRIBE OF FLORIDA		166	33	17%	199
MD NOW MEDICAL CENTERS INC		153	45	23%	198
CVS		49	149	75%	198
LAUREL POINT CARE ACQUISITION LLC DBA SANDGATE GARDENS REHAB AND NURSI		171	27	14%	198
JEFFERSON COUNTY HEALTH DEPARTMENT-MONTICELLO		157	41	21%	198
NSPIRE HEALTHCARE TAMARAC		158	40	20%	198
DEPARTMENT OF HEALTH & HUMAN SERVICES		198			198
FORT WALTON REHABILITATION CENTER		158	39	20%	197
CARE RESOURCE COMMUNITY HEALTH CENTERS INC		186	11	6%	197
CARE CENTERS OF NASSAU		194	3	2%	197
VIPEDIATRICS PLLC		181	16	8%	197
ABBIEJEAN RUSSELL CARE CENTER		195	1	1%	196
SUMMERFIELD EMERGENCY ROOM		149	47	24%	196
RIVERWOOD CENTER,THE		186	10	5%	196
FLORIDA DEPARTMENT OF HEALTH IN ALACHUA COUNTY -		179	16	8%	195
FINLAY CLINICAL LABORATORY INC	1	39	155	79%	195
Arbor Springs Health and Rehab		195			195
BRUCE S WEST MD	1	193	1	1%	195
Heritage Park Rehabilitation & Healthcare		177	18	9%	195
SARNO EXTENDED HOURS		125	69	36%	194
WEST		173	21	11%	194
CHARTER SENIOR LIVING OF PANAMA CITY BEACH		173	21	11%	194
BEACON AT GULF BREEZE, THE	2	181	11	6%	194
HAWKINS FAMILY MEDICINE LLC	1	138	54	28%	193
NORTH BEACH REHABILITATION CENTER		191	2	1%	193
EMBRY RIDDLE AERONAUTICAL UNIVERSITY HEALTH SERVICES		1	192	99%	193
WEST COAST FAMILY MEDICAL CARE		157	35	18%	192
GEORGIA DEPARTMENT OF PUBLIC HEALTH	1	5	186	97%	192
CYPRESS POINT LIVING, LLC		177	15	8%	192
EXOSOME DIAGNOSTICS	1	171	20	10%	192
FIRST CHOICE PEDIATRICS SEMORAN		98	94	49%	192
HEALTH LINK DIAGNOSTIC LABORATORIES		182	9	5%	191
GLADES HEALTH CARE CENTER		187	3	2%	190
SUNY UPSTATE MEDICAL UNIVERSITY		175	15	8%	190
MINUTECLINIC DIAGNOSTIC OF TEXAS, LLC		173	17	9%	190
Belleair Healthcare Center		184	6	3%	190
NEO GENOMICS - FORT MYERS	1	183	6	3%	190
ARDEN COURTS OF LARGO FL, LLC		167	22	12%	189
PHYSICIANS REGIONAL MEDICAL CENTER - PINE RIDGE		20	169	89%	189
NO FLORIDA PEDIATRICS, PA - BRADFORD		159	30	16%	189
The Inn at Sarasota Bay Club		186	3	2%	189
TUSCAN GARDENS OF VENETIA MANAGEMENT COMPANY		175	14	7%	189
CANTERFIELD OF OCALA, LLC		178	11	6%	189
VIERA MANOR ASSISTED LIVING RESIDENCE		182	7	4%	189
PEDIATRICS OF GREATER ORLANDO		160	28	15%	188
LIFE CARE CENTER OF ALTAMONTE SPRINGS		157	31	16%	188

COVID-19: testing by laboratory

Data through May 6, 2021 verified as of May 7, 2021 at 09:25 AM

Data in this report are provisional and subject to change.

The numbers in the table below represent the number of Florida and non-Florida residents for whom test results were received by the Department of Health. A person can be tested by more than one laboratory and can have both positive and negative results. **Therefore, the sum of the numbers in each column will be larger than the total number of people tested.**

Reporting lab	Inconclusive	Negative	Positive	Percent positive	Total
BENTON HOUSE AT OAKLEAF		158	30	16%	188
OCEAN REEF MEDICAL CENTER		150	38	20%	188
NIGHT LITE PEDIATRICS WINTER GARDEN		144	44	23%	188
ZON BEACHSIDE LLC		151	37	20%	188
ROSECASTLE OF ZEPHRHILLS		185	3	2%	188
WOMEN'S CARE FLORIDA LABORATORY		183	5	3%	188
US MEDICAL CARE, INC		164	23	12%	187
CANTERFIELD OF CLAY COUNTY		148	39	21%	187
PLANTATION NURSING & REHAB CENTER		187			187
CSL PLASMA		31	156	83%	187
AMERICAN FAMILY MEDICAL LLC		144	43	23%	187
PRIMECARE OF DOTHAN		132	54	29%	186
RDV SPORTSPLEX PEDIATRICS		156	30	16%	186
BAY EDUCATORS WELLNESS CENTER		127	59	32%	186
ANTHEM LAKES LLC		151	35	19%	186
FLORIDA DEPARTMENT OF HEALTH IN WALTON COUNTY		168	17	9%	185
ST JOHNS COUNTY DETENTION CENTER		185			185
MERCY MEDICAL URGENT CARE CENTER INC		128	57	31%	185
PPC-LAB EDI ORCHARD BI		176	9	5%	185
BAPTIST HEALTH PRIMARY CARE	1	134	50	27%	185
ADVENT		172	13	7%	185
ST. JAMES BAY HEALTH AND REHABILITATION CENTER		183	1	1%	184
CareATC - Jackson	36	139	9	5%	184
ARDEN COURTS OF PALM HARBOR		164	20	11%	184
BROOKDALE ORANGE PARK		182	2	1%	184
GULFCOAST PEDIATRICS		173	11	6%	184
SIGNATURE HEALTHCARE OF PORT CHARLOTTE		177	7	4%	184
KINDRED HOSPITAL - SOUTH FLORIDA		180	4	2%	184
ADVENT HEALTH CENTRA CARE - WESLEY CHAPEL		13	170	93%	183
PEDIATRIC ASSOCIATES AT ARGYLE PA		175	8	4%	183
FAWCETT MEMORIAL HOSPITAL LABORATORY			183	100%	183
MINUTECLINIC DIAGNOSTIC		172	10	5%	182
Gabisa Medical LLC		181	1	1%	182
EAST NEW YORK DIAGNOSTIC AND TREATMENT		172	9	5%	181
BIGGERS FAMILY MEDICINE PA	1	165	15	8%	181
Emory L Bennett State Veterans Nursing Home		178	3	2%	181
KINDRED HOSPITAL SOUTH FLORIDA		146	35	19%	181
STERLING HOUSE OF PUNTA GORDA		180	1	1%	181
Madison Health and Rehabilitation Center		144	36	20%	180
BRIGHTON EGGERT PHARMACY INC		173	7	4%	180
MOBILE INFIRMARY MED CENTER PATH LAB		164	15	8%	179
QUEENS HOSPITAL CENTER	1	168	10	6%	179
NORTH FLORIDA INTERNAL MEDICINE PA		145	34	19%	179
BAYCARE HEALTH SYSTEMS	1	6	172	96%	179
TRADITION MEDICAL CENTER LABORATORY		55	124	69%	179
CAYUGA MEDICAL CENTER AT ITHACA		173	5	3%	178

COVID-19: testing by laboratory

Data through May 6, 2021 verified as of May 7, 2021 at 09:25 AM

Data in this report are provisional and subject to change.

The numbers in the table below represent the number of Florida and non-Florida residents for whom test results were received by the Department of Health. A person can be tested by more than one laboratory and can have both positive and negative results. **Therefore, the sum of the numbers in each column will be larger than the total number of people tested.**

Reporting lab	Inconclusive	Negative	Positive	Percent positive	Total
Signature Healthcare of Palm Beach		176	2	1%	178
LAKEVIEW TERRACE RETIREMENT COMMUNITY		159	19	11%	178
MID FLORIDA PATHOLOGY LLC MOBILE UNIT #4		125	53	30%	178
QUALITY URGENT CARE AND WELLNESS PL	3	128	47	26%	178
ROSECASTLE OF CITRUS		147	30	17%	177
SUWANNEE VALLEY NURSING CENTER		163	14	8%	177
ADVENT HEALTH CENTRA CARE - CARROLLWOOD		5	172	97%	177
GENE BY GENE		61	115	65%	176
HAZELDEN FLORIDA	1	168	7	4%	176
ASTON GARDENS AT PELICAN MARSH		169	7	4%	176
FHMG-FLORIDA HOSPITAL MEDICAL GROUP		150	26	15%	176
ORLANDO HEALTH EMERGENCY DEPARTMENT		163	12	7%	175
COASTAL INTERNAL MEDICINE		134	40	23%	174
ANCHOR CARE AND REHABILITATION CENTER		173	1	1%	174
CENTRAL FLORIDA HEALTHCARE GROUP LLC		151	23	13%	174
SACRED HEART MEDICAL GROUP URGENT CARE		145	28	16%	173
TERRACE AT HOBE SOUND, THE	1	158	14	8%	173
HARBOR BEACH NURSING AND REHABILITATION CENTER		145	28	16%	173
WOODBIDGE FACILITY INC		166	6	3%	172
URGENT CARE OF THE PALM BEACHES, NORTH PALM BEACH			172	100%	172
ARDEN COURTS OF LELY PALMS		170	2	1%	172
SOMERBY LAKE NONA		164	7	4%	171
BROOKDALE FORT MYERS THE COLONY		167	4	2%	171
HEARTLAND HEALTHCARE AND REHAB CENTER		146	25	15%	171
ATMORE COMMUNITY HOSPITAL LABORATORY		142	29	17%	171
WILTON MANORS HEALTH & REHABILITATION CENTER		162	9	5%	171
FINNISH AMERICAN REST HOME-ALF		168	2	1%	170
Life Care Center of Orlando		164	6	4%	170
CITRUS MEMORIAL HOSPITAL		1	168	99%	169
ADVENT HEALTH CENTRA CARE - TEMPLE TERRACE	1	104	64	38%	169
TGH URGENT CARE - SEMINOLE		17	152	90%	169
ADVENTHEALTH MEDICAL GROUP FAMILY MEDICINE AT		126	42	25%	168
PANAMA CITY DEVELOPMENTAL CENTER		168			168
WESLEY HAVEN VILLA	1	132	35	21%	168
Peninsula Care and Rehab		156	12	7%	168
KRYSTAL BAY NURSING AND REHABILITATION		161	6	4%	167
SOUTH GEORGIA MEDICAL CENTER		113	54	32%	167
OSPREY VILLAGE AT AMELIA ISLAND LTD		157	10	6%	167
GRAVITY DIAGNOSTICS		56	111	66%	167
MEADOWCREST FAMILY PHYSICIANS		98	69	41%	167
NEMOURS CHILDREN'S URGENT CARE		80	86	52%	166
ANYLABTEST NOW		158	8	5%	166
BROOKDALE BONITA SPRINGS		162	3	2%	165
CITRUS HEALTH AND REHAB		132	33	20%	165
THE ARLINGTON OF NAPLES INC.		162	3	2%	165
PROMPT CARE OF CENTRAL FLORIDA			164	100%	164

COVID-19: testing by laboratory

Data through May 6, 2021 verified as of May 7, 2021 at 09:25 AM

Data in this report are provisional and subject to change.

The numbers in the table below represent the number of Florida and non-Florida residents for whom test results were received by the Department of Health. A person can be tested by more than one laboratory and can have both positive and negative results. **Therefore, the sum of the numbers in each column will be larger than the total number of people tested.**

Reporting lab	Inconclusive	Negative	Positive	Percent positive	Total
WRIGHTS HEALTH CARE AND REHABILITATION CENTER		134	30	18%	164
NORTH PORT REHABILITATION AND NURSING CENTER □		163	1	1%	164
JPR URGENT MEDICAL CARE		159	5	3%	164
HOSPICE OF THE TREASURE COAST		159	5	3%	164
ISLAND HEALTH AND REHABILITATION CENTER		159	4	2%	163
PRECISION GENETICS, INC		157	6	4%	163
GARDENS HEALTH NH LLC		160	3	2%	163
TRI COUNTY NURSING HOME		162	1	1%	163
BRADENTON HEALTH CARE		163			163
WALTON PLACE		162			162
MAINSTREAM DIAGNOSTIC LABORATORY LLC		137	25	15%	162
CHERRY OAK PALM BEACH COUNTY		154	8	5%	162
MINUTECLINIC DIAGNOSTIC OF SOUTH CARO		138	24	15%	162
DESOTO PALMS ALF		155	6	4%	161
ALLCARE MEDICAL CENTERS PC		137	24	15%	161
DOCTORS MEMORIAL FAMILY PRACTICE	2	122	37	23%	161
ARCADIA HEALTH AND REHABILITATION CENTER		100	60	38%	160
F&T MEDICAL RESEARCH, INC		160			160
GREENBRIAR REHABILITATION AND NURSING CENTER	1	159			160
TUSCAN ISLE CHAMPIONSGATE OP CO LLC		158	2	1%	160
OPPENHEIMER PLASTIC SURGERY LLC		155	5	3%	160
KEYSTONE REHAB		160			160
CORNERSTONE MEDICAL CARE OF BRANDON PL		130	29	18%	159
POINTE, THE		131	28	18%	159
BROOKDALE PENSACOLA		158	1	1%	159
OCALA CBOC		148	10	6%	158
GRAND AVE PHARMACY		112	46	29%	158
MAGNOLIA MEDICAL CLINIC		47	111	70%	158
COASTAL DETOX		155	3	2%	158
AMERICAN HOUSE COCONUT POINT		137	21	13%	158
WUESTHOFF REF LABORATORY			158	100%	158
TIMBERRIDGE NURSING HOME & REHAB		123	34	22%	157
ALL FLORIDA FAMILY AND SPORTS MEDICINE		134	23	15%	157
WALGREENS 6221		138	18	12%	156
Lakeside Oaks Care Center		151	5	3%	156
MD NOW MEDICAL CENTERS, INC.		121	35	22%	156
PROVIDENCE HOSPITAL LABORATORY		147	9	6%	156
AEGIS MEDICAL GROUP		131	25	16%	156
LONGWOOD CARDIOLOGY			156	100%	156
Englewood Healthcare and Rehab		141	15	10%	156
MEMORY CARE OF NAPLES		155	1	1%	156
LEE MEMORIAL HEALTH SYSTEM HEALTH FAIR		149	6	4%	155
FAMILY EXTENDED CARE OF CENTRAL TAMPA		137	18	12%	155
PHYSICIAN PARTNERS PERRY		91	64	41%	155
COCOA BEACH/ADVENT CENTRA		41	114	74%	155
CRANE CENTER		124	31	20%	155

COVID-19: testing by laboratory

Data through May 6, 2021 verified as of May 7, 2021 at 09:25 AM

Data in this report are provisional and subject to change.

The numbers in the table below represent the number of Florida and non-Florida residents for whom test results were received by the Department of Health. A person can be tested by more than one laboratory and can have both positive and negative results. **Therefore, the sum of the numbers in each column will be larger than the total number of people tested.**

Reporting lab	Inconclusive	Negative	Positive	Percent positive	Total
DIAMOND RIDGE		147	8	5%	155
FAWCETT MEMORIAL HOSPITAL-LAB		39	115	75%	154
PALMETTO FACILITY INC	1	153			154
NAPHCARE, INC.		144	10	6%	154
PRUITT HEALTH		152	2	1%	154
NCRNC INC		140	14	9%	154
CORE BIO LABS		76	78	51%	154
REGENCY OAKS HEALTH CENTER		152	2	1%	154
SUNNY HILLS ALF OF SEBRING INC		140	13	8%	153
ADVENT HEALTH - FOUR CORNERS ER		116	37	24%	153
NORTHEAST FLORIDA STATE HOSP-NURSING		151	1	1%	152
LABORATORY OF FLORIDA		97	55	36%	152
WILLOW BROOKE COURT AT AZALEA TRACE		149	3	2%	152
CLEARWATER STATMED QUICK QUALITY CLINICS		43	109	72%	152
NAVARRE GARDENS LLC		127	25	16%	152
MINUTECLINIC LLC #4987		135	17	11%	152
REFUAH HEALTH CENTER LABORATORY		143	8	5%	151
OMNI HEALTHCARE, INC		142	9	6%	151
ADVENTHEALTH HOSPICE CARE CENTRAL FLORIDA		147	4	3%	151
MACKOUL PEDIATRICS FORT MYERS		130	21	14%	151
Centre Pointe Health and Rehabilitation Center		140	11	7%	151
OHI WEST INC		138	13	9%	151
ORANGE COUNTY CORRECTIONS HEALTH SERVICES		121	30	20%	151
PALM BEACH COUNTY HEALTH DEPT LAB	4	140	7	5%	151
The Crossroads		149	1	1%	150
GOLD CHOICE SENIOR COMMUNITIES		109	41	27%	150
FLOW HEALTH LABORATORIES LLC		149	1	1%	150
BENTLEY VILLAGE II		140	10	7%	150
SONATA COCONUT CREEK	2	125	23	15%	150
CROSSWINDS HEALTH AND REHABILITATION CENTER	1	147	2	1%	150
KEYSTYLE LIVING LLC	1	148	1	1%	150
OAKHURST CENTER		142	7	5%	149
Summit Medical Group		137	12	8%	149
MED COMP SCIENCES		3	146	98%	149
SANIBEL INTERNAL MEDICINE, LLC		143	6	4%	149
CLINICA HISPANA		1	148	99%	149
PRECISION HEALTH RESOURCES, LLC	1	133	15	10%	149
DAYSRING VILLAGE		126	22	15%	148
KINGS BAY PEDIATRICS LLC		142	6	4%	148
East Bay Rehabilitation Center		113	35	24%	148
SEAGRASS VILLAGE FLEMING ISLAND		111	37	25%	148
MILLENNIUM LAB SERVICES			148	100%	148
GRAND VILLA OF ORMOND BEACH		142	6	4%	148
TURNING POINT OF TAMPA		140	8	5%	148
LIFE CARE CENTER OF JACKSONVILLE		127	21	14%	148
ALLIANCE PEDIATRICS		116	32	22%	148

COVID-19: testing by laboratory

Data through May 6, 2021 verified as of May 7, 2021 at 09:25 AM

Data in this report are provisional and subject to change.

The numbers in the table below represent the number of Florida and non-Florida residents for whom test results were received by the Department of Health. A person can be tested by more than one laboratory and can have both positive and negative results. **Therefore, the sum of the numbers in each column will be larger than the total number of people tested.**

Reporting lab	Inconclusive	Negative	Positive	Percent positive	Total
WINDSOR OF LAKEWOOD RANCH,THE		145	2	1%	147
KINDRED HOSPITAL NORTH FLORIDA	3	136	8	5%	147
PROVISTA DIAGNOSTICS, INC		144	3	2%	147
Quail Run Health Care Center		146			146
LANDMARK HOSPITAL SOUTHWEST FLORIDA LLC		141	5	3%	146
AVANTE AT ORLANDO INC		145	1	1%	146
BOSTON RED SOX CLUB LP		144	2	1%	146
WEDGEWOOD HEALTHCARE CENTER		94	52	36%	146
ADVENTHEALTH CENTRA CARE PONCIANA	1	81	63	43%	145
PACIFICA SUNRISE☐		137	8	6%	145
DAYSRING SENIOR LIVING LLC		143	2	1%	145
BROOKDALE CAPE CORAL		145			145
FG RAPID		140	5	3%	145
WILLOWBROOKE COURT AT ST ANDREWS ESTATES		140	5	3%	145
REGENCY CARE OF BLOUNTSTOWN LLC		135	10	7%	145
DIAGNOSTIC LABORATORY OF OKLAHOMA		118	26	18%	144
MV MEDICAL PRACTICE DBA PRIMARY URGENT CARE		137	7	5%	144
GATEWAY CARE CENTER		141	2	1%	143
OAKS OF KISSIMMEE HEALTH AND REHABILITATION CENTER		140	3	2%	143
JEFFERY WEINZWEIG		2	141	99%	143
SMILEY MEDICAL GROUP		108	35	24%	143
BIODESIX, INC.		110	32	23%	142
DB MD		126	16	11%	142
MINUTECLINIC DIAGNOSTIC OF NORTH CAROL		117	25	18%	142
LabCorp L#09258090 M#09258105		74	67	48%	141
PORT ST LUCIE REHABILITATION AND HEALTHCARE		98	43	30%	141
BAY REGIONAL URGENT CARE	1	96	44	31%	141
SEVEN HILLS HEALTH AND REHABILITATION CENTER		125	16	11%	141
RESEARCH CENTERS OF AMERICA, LLC		117	24	17%	141
NOVARI CARE LLC		97	44	31%	141
VILLAGE ON THE ISLE☐		135	6	4%	141
UNITED CLINICAL LABORATORIES		132	9	6%	141
CARENOW URGENT CARE - LAKE MARY			140	100%	140
JOHN KNOX VILLAGE OF CENTRAL FLORIDA		135	5	4%	140
A2Z DIAGNOSTICS		139	1	1%	140
GRAND VILLA OF LAKELAND		134	6	4%	140
OCEAN BIOSCIENCES		134	6	4%	140
Gulf Coast Healthcare (Longwood Health and Rehab		118	21	15%	139
GRAND OAKS HEALTH & REHABILITATION		138	1	1%	139
TREASURE COAST FORENSIC TREATMENT CTR		118	21	15%	139
WELLNOW URGENT CARE PC		136	2	1%	138
Lakeside Nursing and Rehabilitation Center	1	112	25	18%	138
LABCORP RTP		55	83	60%	138
MANOR CARE OF PALM HARBOR		135	3	2%	138
DOCTOR'S IN HOUSE LABORATORY		18	120	87%	138
QUALITY URGENT CARE AND WELLNESS		93	45	33%	138

COVID-19: testing by laboratory

Data through May 6, 2021 verified as of May 7, 2021 at 09:25 AM

Data in this report are provisional and subject to change.

The numbers in the table below represent the number of Florida and non-Florida residents for whom test results were received by the Department of Health. A person can be tested by more than one laboratory and can have both positive and negative results. **Therefore, the sum of the numbers in each column will be larger than the total number of people tested.**

Reporting lab	Inconclusive	Negative	Positive	Percent positive	Total
AMERICAN PATHOLOGY PARTNERS		136	2	1%	138
SURFSIDE URGENT CARE		112	26	19%	138
AHEC CLINIC		8	130	94%	138
HIGHLANDS MEDICAL CENTER		135	3	2%	138
ROHR HOME		132	6	4%	138
SUMMIT MEDICAL GROUP PA		125	13	9%	138
ADVENT HEALTH CENTRA CARE - DELAND		28	110	80%	138
Alhambra Health and Rehabilitation		138			138
ADVENT HEALTH CENTRA CARE - CITRUS PARK		9	129	93%	138
MANOR AT BLUEWATER BAY		131	7	5%	138
LONGWOOD HEALTH AND REHABILITATION CENTER		125	12	9%	137
SPRING HAVEN RETIREMENT	1	133	3	2%	137
CLARE BRIDGE OF CAPE CORAL	1	136			137
HARBORCHASE OF VERO BEACH	1	117	19	14%	137
TGH URGENT CARE - TYRONE		9	127	93%	136
SONATA DELRAY BEACH		125	11	8%	136
ARIZONA DEPARTMENT OF HEALTH SERVICES		5	131	96%	136
ADVENT HEALTH CENTRA CARE - ORANGE CITY	1	53	82	60%	136
Winter Park Care and Rehab		135	1	1%	136
PEDIATRIC SERVICES AND BREATHING CENTER PA		107	29	21%	136
OAKS OF CLEARWATER, THE		132	3	2%	135
STEWART MEDICAL GROUP		34	101	75%	135
PANCARE HEALTH GULF COUNTY		105	30	22%	135
SONNIS PEDIATRICS PA		119	16	12%	135
PEDIATRIC CARE CENTER		135			135
SONATA WEST		133	2	1%	135
VITAS HEALTHCARE		123	12	9%	135
ST PETERSBURG PEDIATRICS-MLK JUNIOR BLVD		125	10	7%	135
IRL MARKET LAB ALACHUA		104	31	23%	135
SUNY UPSTATE OVERFLOW LABORATORY		134			134
ADVANCED MEDICAL CENTER		86	48	36%	134
SOUTH CAMPUS FACILITY INC		122	12	9%	134
The Crossings		132	2	1%	134
SANDALWOOD NURSING CENTER		127	7	5%	134
ORANGE PARK PEDIATRICS		123	11	8%	134
MINUTECLINIC DIAGNOSTIC OF NORTH CARO		118	15	11%	133
DIATHERIX LABORATORIES		76	57	43%	133
THE REHABILITATION CENTER OF LAKE CITY		127	5	4%	132
ALTERNATIVE LIVING, INC DBA TWIN CITIES PAVILION		129	3	2%	132
MICRO PATH LABORATORIES INC		129	3	2%	132
AMERICAN HOUSE-BONITA SPRINGS		131	1	1%	132
LAKELAND REGIONAL HEALTH LAKE MIRIAM	3	87	42	32%	132
CENTRACARE		18	114	86%	132
VITAS HEALTHCARE CORPORATION OF FLORIDA		128	4	3%	132
KINDRED HOSPITAL-BAY AREA-ST PETERSBURG LAB	1	125	6	5%	132
GIBBENS FAMILY MEDICAL, LLC		112	20	15%	132

COVID-19: testing by laboratory

Data through May 6, 2021 verified as of May 7, 2021 at 09:25 AM

Data in this report are provisional and subject to change.

The numbers in the table below represent the number of Florida and non-Florida residents for whom test results were received by the Department of Health. A person can be tested by more than one laboratory and can have both positive and negative results. **Therefore, the sum of the numbers in each column will be larger than the total number of people tested.**

Reporting lab	Inconclusive	Negative	Positive	Percent positive	Total
SUNRISE SENIOR LIVING OF JACKSONVILLE		120	11	8%	131
ARBOR TERRACE SAN JOSE LLC	3	126	2	2%	131
ARDEN COURTS OF WEST PALM BEACH		126	5	4%	131
THE WELLNESS CENTER AT LAKEWOOD RANCH		43	88	67%	131
BLOCK NATION CHASE		106	25	19%	131
GRAND VILLA OF DELAND		123	8	6%	131
TREASURE COAST URGENT & FAMILY CARE		92	39	30%	131
L&S SENIOR CARE DBA ARCADIA OAKS	4	126	1	1%	131
DOCTOR TODAY TLC LLC		84	47	36%	131
FOUNTAINS OF HOPE LLC, THE		130	1	1%	131
HEARTLAND PHARMACY LAKE PLACID, INC		99	32	24%	131
INTEGRATED REGIONAL LABORATORIES		119	12	9%	131
CHARLES CROFT MD	1	127	2	2%	130
MEYER PEDIATRICS		114	16	12%	130
MOOSEHAVEN LIFE CARE CENTER		130			130
COQUINA CENTER		125	5	4%	130
SOUTH LAKE PEDIATRICS		111	18	14%	129
EMERALD COAST BEHAVIORAL HOSPITAL		122	7	5%	129
QUICK CARE MED PL CR		80	49	38%	129
TRI-COUNTY NURSING HOME		117	12	9%	129
BMHSI-AEL MICROBIOLOGY LABORATORY	2	102	25	19%	129
LIFESTREAM BEHAVIORAL CENTER		104	25	19%	129
PANAMA PHARMACY	3	108	18	14%	129
VITAS HEALTHCARE CORP OF FLORIDA		128	1	1%	129
AVOW HOSPICE INC		129			129
SOLARIS SENIOR LIVING OF MERRITT ISLAND		124	5	4%	129
MORTON PLANT HOSPITAL NURSING		2	127	98%	129
SEMINOLE SPORTS AND FAMILY MEDICINE		112	16	13%	128
THE CLUB AND REHABILITATION CENTER		127	1	1%	128
LATE HOURS URGENT CARE		66	61	48%	127
IQBAL A FARUQUI MD		93	34	27%	127
FLORIDA DEPARTMENT OF HEALTH IN LAKE COUNTY	1	79	47	37%	127
SHOAL CREEK REHABILITATION CENTER		85	42	33%	127
HILLSBOROUGH COUNTY DEVELOPMENTAL CTR	1	117	9	7%	127
GESSLER CLINIC PA		98	29	23%	127
THE COURTYARD ASSISTED LIVING		123	4	3%	127
TALLAHASSEE VA OPC		119	8	6%	127
PRIME HEALTH OF NORTH PORT LLC		106	21	17%	127
TIFFANY HALL NURSING AND REHAB CENTER		117	9	7%	126
WINDERMERE MEDICAL CENTER		119	6	5%	125
HOSPICE OF MARTIN & ST LUCIE, INC		122	3	2%	125
PALMS EDGE	1	116	8	6%	125
PUTNAM COUNTY SHERIFFS OFFICE		115	10	8%	125
THREE OAKS PHARMACY INC		112	13	10%	125
BROOKDALE PALM COAST		125			125
ISLAND URGENT CARE PLLC DBA AFC URGENT CARE		123	1	1%	124

COVID-19: testing by laboratory

Data through May 6, 2021 verified as of May 7, 2021 at 09:25 AM

Data in this report are provisional and subject to change.

The numbers in the table below represent the number of Florida and non-Florida residents for whom test results were received by the Department of Health. A person can be tested by more than one laboratory and can have both positive and negative results. **Therefore, the sum of the numbers in each column will be larger than the total number of people tested.**

Reporting lab	Inconclusive	Negative	Positive	Percent positive	Total
UNIVERSITY CENTER MEDICAL LLC DBA	1	117	6	5%	124
DOCTORS CENTER PA,THE		107	17	14%	124
NORTH FL SOUTH GA HCS-MALCOM RANDALL VAMC			124	100%	124
FLORIDA ATLANTIC UNIVERSITY		116	8	6%	124
FHMG LAKE MARY PEDS		108	16	13%	124
Mt Sinai Aventura			124	100%	124
ADVENT HEALTH CENTRA CARE - BRANDON		31	93	75%	124
MONTEFIORE MEDICAL CENTER LABORATORIES - MOSES		114	10	8%	124
ARBOR GLEN AT ARBOR TRACE	2	113	9	7%	124
WESTCHESTER MEDICAL CENTER	1	118	5	4%	124
UNIVERSITY COMMUNITY HOSPITAL		107	16	13%	123
ARDEN COURTS OF SARASOTA		105	18	15%	123
Golfview Healthcare Center		117	6	5%	123
MINUTECLINIC DIAGNOSTIC OF RHODE ISLAND, LLC #729		119	4	3%	123
CITRUS MEMORIAL HEALTH SYSTEM LAB		2	121	98%	123
EC OPCO CARROLLWOOD LLC		116	7	6%	123
PICH KTM CORP DBA MEDTOWN PHARMACY		106	17	14%	123
PSL NAPLES BH OPERATIONS, LLC		123			123
GENEDX		48	75	61%	123
PHYSICIANS REGIONAL CLINIC		92	30	25%	122
PARKVIEW HEALTH		121	1	1%	122
ADVANCED EMURGENT CARE		28	94	77%	122
VIERA HOSPITAL			122	100%	122
AESTHETIC SURGERY CENTER OF WINTER PARK, THE	3	113	5	4%	121
BROOKDALE JENSEN BEACH		118	3	2%	121
HOSPICE OF THE EMERALD COAST INC - PANAMA CITY	2	112	7	6%	121
URGENT CARE TCMA			121	100%	121
PINELLAS COUNTY JAIL			121	100%	121
FHMG- FLORIDA HOSPITAL MEDICAL GROUP		107	14	12%	121
SANDY RIDGE CENTER FOR REHABILITATION AND HEALING		100	21	17%	121
Crystal Health & Rehab Center		115	6	5%	121
ADVENTHEALTH MEDICAL GROUP PRIMARY CARE		112	9	7%	121
MY CLINICAL LAB INC		17	103	86%	120
J FRANK AVEY MD		93	27	23%	120
HOBDAIRI FAMILY HEALTH LLC		83	37	31%	120
FLAGLER COLLEGE HEALTH SERVICES		86	34	28%	120
ARBOR TERRACE ORTEGA LLC	2	116	2	2%	120
TREASURE COAST PEDIATRICS PA		112	7	6%	119
COASTAL HEALTH AND REHAB		110	9	8%	119
DELAND WELLNESS CENTER			119	100%	119
MINUTECLINIC DIAGNOSTIC OF OHIO LLC		97	22	18%	119
RDX BIOSCIENCE		60	59	50%	119
MATHISON RETIREMENT COMMUNITY		114	5	4%	119
MED ONE AT SAINT AUGUSTINE		87	32	27%	119
Hialeah Nursing And Rehabilitation Center		113	6	5%	119
BROWARD HEALTH CORAL SPRINGS EPIDEMIOLOGY DEPT		1	117	99%	118

COVID-19: testing by laboratory

Data through May 6, 2021 verified as of May 7, 2021 at 09:25 AM

Data in this report are provisional and subject to change.

The numbers in the table below represent the number of Florida and non-Florida residents for whom test results were received by the Department of Health. A person can be tested by more than one laboratory and can have both positive and negative results. **Therefore, the sum of the numbers in each column will be larger than the total number of people tested.**

Reporting lab	Inconclusive	Negative	Positive	Percent positive	Total
UNIVERSITY HEALTH SYSTEM INC		107	11	9%	118
MILLENNIA ADVANCED SCIENTIFIC LLC		67	51	43%	118
PATRICK AIR FORCE BASE		7	111	94%	118
GRAND OAKS OF JENSEN BEACH LLC□		113	5	4%	118
ISLAND DOCTORS		23	95	81%	118
TUSCAN ISLE OPERATING COMPANY LLC DBA		114	4	3%	118
VILLAS OF HOLLY BROOK - BRADENTON 14TH		116	2	2%	118
SH HERON EAST LLC□		103	15	13%	118
ST JOSEPHS HOSPITAL SOUTH HOSPITAL		1	116	99%	117
NEIGHBORHOOD MEDICAL CENTER		112	5	4%	117
MD 365 MEDICAL CARE		116	1	1%	117
PALM BAY HOSPITAL			117	100%	117
LENOX HILL HOSPITAL		108	9	8%	117
BROOKDALE COLONIAL PARK	2	114	1	1%	117
LEE COUNTY SCHOOL DISTRICT	1	108	7	6%	116
CSL PLASMA INC		11	105	91%	116
CONSULATE HEALTH CARE OF SARASOTA□	1	115			116
TROPICANA MANUFACTURING COMPANY INC		109	7	6%	116
BELVEDERE COMMONS OF FORT WALTON BEACH		106	10	9%	116
WESTWOOD NURSING & REHAB		82	34	29%	116
TREASURE COAST PRIMARY CARE		93	23	20%	116
BAY PINES MEDICAL ASSOCIATES		1	115	99%	116
CAREATC		30	86	74%	116
CARE CENTERS OF NASSAU, LLC - HENDRICKS RD		114	1	1%	115
SOUTH BALDWIN MEDICAL CENTER GULF SHORES		92	23	20%	115
BLISS HEALTHCARE SERVICES	1	89	25	22%	115
SMS DO PA		97	18	16%	115
CAN COMMUNITY HEALTH		113	2	2%	115
CABANA AT JENSEN DUNES, THE		111	4	3%	115
TREASURE COAST MEDICAL ASSOCIATES		4	111	97%	115
THE POINTE AT CEDAR PARK		114	1	1%	115
SUNFLOWER SPRINGS ASSISTED LIVING		105	10	9%	115
UNIVERSITY MEDICAL CENTER SUITES		100	14	12%	114
ELAN BUENA VISTA		97	17	15%	114
Courtyards of Orlando Care Center		102	12	11%	114
ENCOMPASS HEALTH REHABILITATION HOSPITAL OF LARGO		111	3	3%	114
ENCOMPASS HEALTH REHABILITATION HOSPITAL		112	1	1%	113
G & R HEALTH MART PHARMACY		93	20	18%	113
VRL EUROFINNS - HAWAII		112			112
CLEVELAND CLINIC FOUNDATION		12	100	89%	112
CAREMOUNT MEDICAL - PATHOLOGY		108	4	4%	112
NORTH SHORE MEDICAL LABS	1	104	7	6%	112
ALLIED HEALTH FORT PIERCE		112			112
MINUTECLINIC DIAGNOSTIC OF SOUTH CAROLINA, LLC		92	20	18%	112
PM PEDIATRICS		98	13	12%	111
MG PORT CHARLOTTE II SUBTENANT LLC		99	12	11%	111

COVID-19: testing by laboratory

Data through May 6, 2021 verified as of May 7, 2021 at 09:25 AM

Data in this report are provisional and subject to change.

The numbers in the table below represent the number of Florida and non-Florida residents for whom test results were received by the Department of Health. A person can be tested by more than one laboratory and can have both positive and negative results. **Therefore, the sum of the numbers in each column will be larger than the total number of people tested.**

Reporting lab	Inconclusive	Negative	Positive	Percent positive	Total
TOTAL CARE PLUS LLC			111	100%	111
ALL MY KIDS PEDIATRICS INC		78	33	30%	111
HARBORCHASE OF NAPLES		97	14	13%	111
EXPRESS DOCS LLC		11	99	90%	110
RARITAN BAY PERTH AMBOY		101	9	8%	110
ASHRAF MEDICAL GROUP PLLC DBA PULSE MD		107	3	3%	110
LAKE HOUSE ASSISTED LIVING		93	17	15%	110
BROOKDALE CANOPY OAKS		78	32	29%	110
MEDSTAR LABORATORY INC	6	103	1	1%	110
COLONY CARE CENTER		94	16	15%	110
AU HEALTH		94	16	15%	110
GUIDEWELL EMERGENCY MEDICINE DOCTORS LLC		70	40	36%	110
Riviera Health Resort		108	1	1%	109
WHITE PLAINS HOSPITAL CENTER LAB		105	4	4%	109
BRANDYWYNE HEALTH CARE CENTER		107	2	2%	109
BAPTIST MEDICAL CENTER SOUTH		86	22	20%	108
Cross Landings Health and Rehabilitation		101	7	6%	108
ENCOMPASS HEALTH REHABILITATION HOSPITAL OF SARASOTA		107	1	1%	108
North Lake Care Center		107	1	1%	108
EVANS HEALTH CARE		106	2	2%	108
NAVY HOSPITAL			107	100%	107
BAY VIEW HEALTHCARE		85	22	21%	107
MENORAH HOUSE		106	1	1%	107
VILLAGES VA CBOC	2	99	6	6%	107
Ocala Oaks Rehabilitation Center		101	6	6%	107
CHILDRENS CLINIC		56	51	48%	107
AFTER HOURS PEDIATRICS			107	100%	107
ELMCROFT OF BELLA VITA		98	8	8%	106
325TH MEDICAL GROUP		87	19	18%	106
HEART OF FLORIDA REGIONAL MED CTR		35	71	67%	106
NORTH FLORIDA EVALUATION AND TREATMENT CENTER	2	99	5	5%	106
WE SCREEN LLC		99	6	6%	105
LPG PRIMARY CARE AT SURFSIDE		92	13	12%	105
MIAMI BEACH COMMUNITY HEALTH CENTER		2	103	98%	105
MAJESTIC OAKS		102	3	3%	105
MEDICAL CONSULTANTS OF FLORIDA DBA	1	90	14	13%	105
LECONTE MEDICAL CENTER LAB		86	19	18%	105
ST PETERSBURG PEDIATRICS-SEMINOLE		92	13	12%	105
ORLANDO LUTHERAN TOWERS ASSISTED LIVING		104			104
ST MARK ASSISTED LIVING CENTER	1	91	12	12%	104
WALGREENS CO		93	11	11%	104
PEDIATRIC CARE CENTER- JACKSONVILLE BEACH		75	29	28%	104
GRANDE, THE	2	98	4	4%	104
KALEIDA HEALTH CENTER FOR LABORATORY		98	6	6%	104
GRACE MEDICAL HOME		85	19	18%	104
PREDICTIVE LABORATORIES, INC	1	90	13	13%	104

COVID-19: testing by laboratory

Data through May 6, 2021 verified as of May 7, 2021 at 09:25 AM

Data in this report are provisional and subject to change.

The numbers in the table below represent the number of Florida and non-Florida residents for whom test results were received by the Department of Health. A person can be tested by more than one laboratory and can have both positive and negative results. **Therefore, the sum of the numbers in each column will be larger than the total number of people tested.**

Reporting lab	Inconclusive	Negative	Positive	Percent positive	Total
VISTA MANOR		92	12	12%	104
PORT CHARLOTTE REHABILITATION CENTER		90	14	13%	104
EAST RIDGE RETIREMENT VILLAGE INC		104			104
DOUGLAS T JACOBSON STATE VETERANS HOME		104			104
SHERMAN-ABRAMS LABORATORY INC		96	7	7%	103
SUNSHINE GARDENS		102	1	1%	103
NORTH CENTRAL BRONX HOSPITAL		98	5	5%	103
MAIN STREET MEDICAL CENTER OF CRESTVIEW PA		78	24	24%	102
PUBLIC SQUARE PHARMACY LLC		81	21	21%	102
HENNEPIN HEALTHCARE LABORATORY		102			102
Gulfport Rehabilitation Center		99	3	3%	102
BROOKDALE VERO BEACH SOUTH AL		101	1	1%	102
CENTRAL FLORIDA HEALTH CARE		47	55	54%	102
COASTAL LABORATORIES OF FLORIDA		89	13	13%	102
PruittHealth Fleming Island		87	15	15%	102
MULBERRY CARE CENTER		89	13	13%	102
MACADAMS HOME HEALTH AGENCY		100	1	1%	101
HAWTHORN HOUSE		87	14	14%	101
CCS - BROWARD COUNTY JAIL		94	7	7%	101
PENNSYLVANIA DEPT OF HEALTH		21	79	79%	100
Consulate Health Care of Port Charlotte		98	2	2%	100
GLOBAL CENTRAL LABS AT PPD	2	88	10	10%	100
EMERALD COAST CENTER		96	4	4%	100
LAFAYETTE NURSING AND REHABILITATION CENTER		98	2	2%	100
ALL CARE URGENT CARE			100	100%	100
PANIRA HEALTHCARE CLINIC		2	97	98%	99
HUNTSVILLE HOSPITAL LABORATORY		71	28	28%	99
CRESTVIEW URGENT CARE	1	20	78	79%	99
Consulate Health Care of Jacksonville		85	14	14%	99
DEVANSH LAB WERKS INC		79	20	20%	99
JOHN KNOX VILLAGE OF FLORIDA ALF	1	93	4	4%	98
ALTAMONTE PEDIATRIC ASSOCIATES		31	67	68%	98
FLORIDA COMMUNITY HEALTH CENTERS INC			98	100%	98
GOOD HEARTS COVID TESTING		55	43	44%	98
VALLEY MEDICAL CENTER		91	7	7%	98
PLAZA OF HALLANDALE BEACH		98			98
URINEGOODHANDS LLC		96	2	2%	98
PRIMECARE AT TWIN LAKES		2	96	98%	98
LANDMARK, THE		48	50	51%	98
CVS NY4098030POCT NEW YORK		97	1	1%	98
ARBOR TRAIL		78	20	20%	98
WORLD OF PEDIATRICS LLC		90	8	8%	98
SEMINOLE COUNTY HEALTH DEPARTMENT		79	19	19%	98
KORGENE LAB	1	28	69	70%	98
SIGNATURE HEALTHCARE OF MIDDLEBURG		95	2	2%	97
WINDSOR OAKS		96	1	1%	97

COVID-19: testing by laboratory

Data through May 6, 2021 verified as of May 7, 2021 at 09:25 AM

Data in this report are provisional and subject to change.

The numbers in the table below represent the number of Florida and non-Florida residents for whom test results were received by the Department of Health. A person can be tested by more than one laboratory and can have both positive and negative results. **Therefore, the sum of the numbers in each column will be larger than the total number of people tested.**

Reporting lab	Inconclusive	Negative	Positive	Percent positive	Total
HEALTH CENTERS AT BRENTWOOD		96	1	1%	97
MINNESOTA TWINS		92	5	5%	97
HURLBURT FIELD CLINIC		39	58	60%	97
RIDGEWOOD DIAGNOSTIC LABORATORY		92	5	5%	97
MIRIMUS CLINICAL LABS	2	42	53	55%	97
SUPERIOR RESIDENCES OF LECANTO		82	15	15%	97
LABFIRST - DEPARTMENT OF PATHOLOGY		92	4	4%	96
MARKET STREET VIERA		95	1	1%	96
BARRY UNIVERSITY STUDENT HEALTH SERVICES		52	44	46%	96
STONY BROOK UNIVERSITY MEDICAL CENTER		82	14	15%	96
VANDERBILT UNIVERSITY MEDICAL CENTER		87	9	9%	96
PEDIATRIC ASSOCIATES ORLANDO		82	14	15%	96
BAYSHORE MEMORY CARE		96			96
QPS, LLC		93	3	3%	96
GOLFCREST HEALTHCARE CENTER		95			95
THE TERRACE OF KISSIMMEE		80	15	16%	95
EAST ALABAMA MEDICAL CENTER LABORATORY		83	12	13%	95
ADVENT HEALTH CENTRA CARE - EAST ORLANDO		65	30	32%	95
FLORIDA MEDICAL CLINIC - MULTI SPECIALTY CAMPUS		53	42	44%	95
INFINITY BIOLOGIX LLC OAKDALE		90	5	5%	95
CROSS CITY REHABILITATION AND HEALTH CARE CENTER		72	23	24%	95
CATHOLIC HEALTH SERVICES REGIONAL LAB		86	8	9%	94
Conway Lakes Health and Rehabilitation Center		93	1	1%	94
BRIDGEVIEW CENTER LLC		81	13	14%	94
KINDRED AT HOME		85	9	10%	94
ADVENT HEALTH CENTRA CARE - WATERMAN		79	15	16%	94
NEW SMYRNA BEACH URGENT CARE			94	100%	94
ROSECASTLE AT DELANEY CREEK		93	1	1%	94
DIAGNOSTIC SOLUTIONS		3	91	97%	94
ERIE COUNTY MEDICAL CTR CLINICAL LABS		90	4	4%	94
A COUNTRY PLACE ASSISTED LIVING FACILITY		92	2	2%	94
CALADIUM PEDIATRICS		79	14	15%	93
PRESERVE AT PALM AIRE	3	90			93
CATHOLIC HEALTH SYSTEM DEPT LABORATORY		89	4	4%	93
DAVITA LABORATORY		69	23	25%	92
LAKE GIBSON VILLAGE, LLC		89	3	3%	92
CENTURY CENTER FOR REHABILITATION & HEALING		74	18	20%	92
Baldwin Pediatrics		81	11	12%	92
FLORIDA PEDIATRIC GROUP		31	61	66%	92
SUWANNEE COUNTY SHERIFF OFFICE		89	3	3%	92
BISHOP GRADY VILLAS		90	2	2%	92
JESSIE TRICE COMMUNITY HEALTH SYSTEM, INC		75	17	18%	92
MAGNOLIA DIAGNOSTIC		2	90	98%	92
NAPHCARE INC		85	6	7%	91
DEBARY HEALTH AND REHABILITATION CENTER		88	3	3%	91
SONORAN DESERT PATHOLOGY ASSOCIATES		3	88	97%	91

COVID-19: testing by laboratory

Data through May 6, 2021 verified as of May 7, 2021 at 09:25 AM

Data in this report are provisional and subject to change.

The numbers in the table below represent the number of Florida and non-Florida residents for whom test results were received by the Department of Health. A person can be tested by more than one laboratory and can have both positive and negative results. **Therefore, the sum of the numbers in each column will be larger than the total number of people tested.**

Reporting lab	Inconclusive	Negative	Positive	Percent positive	Total
MEDRITE URGENT CARE		77	14	15%	91
SANTA BARBARA CARE CENTER		69	22	24%	91
SUN CLINICAL LABORATORIES		90	1	1%	91
AVERO DIAGNOSTICS		67	24	26%	91
COOPER FAMILY MEDICAL PLLC		71	20	22%	91
CVS MINUTE CLINIC		3	88	97%	91
LAKELAND REGIONAL HEALTH GATEWAY CENTER		65	26	29%	91
PROMEDICA SENIOR LIVING		86	5	5%	91
JENNIFER J CHIAVETTA-GRLSANTI DC		74	17	19%	91
PARK OF THE PALMS INC		90	1	1%	91
INSTITUTE OF PATHOLOGY KINGS COUNTY		88	3	3%	91
BAHIA OAKS LODGE		85	6	7%	91
HERON CLUB AT PRESTANCIA		89	2	2%	91
MD 365 MEDICAL CARE PLLC		90			90
Summit Medical Group, Pa Dba Citymd		83	7	8%	90
MANATEE COUNTY JAIL		89	1	1%	90
Lanier Rehab		64	26	29%	90
Winter Garden Rehab and Nursing Facility		79	11	12%	90
CAMPBELL URGENT CARE		15	75	83%	90
KEYS MEDICAL GROUP			90	100%	90
NORTH FLORIDA SPINE AND WELLNESS		69	20	22%	89
ADVENT HEALTH - CENTRAL PASCO ER		76	13	15%	89
EVENTEST, LLC		87	2	2%	89
FREEDOM INN AT TARPON SPRINGS		82	7	8%	89
STUART LODGE LIVING LLC		66	23	26%	89
LABCORP		24	65	73%	89
ARLINGTON OF NAPLES INC, THE		89			89
1ST PRIORITY LAB SERVICES		73	16	18%	89
MIAMI SHORES NURSING & REHAB		89			89
PERSONAL PEDIATRICS		78	11	12%	89
ATRIUM AT LIBERTY PARK		85	4	4%	89
ACE BIOMEDICAL LABS LLC		74	15	17%	89
ST VINCENT'S BIRMINGHAM		82	7	8%	89
MEDICAL PAVILION CLINIC		66	23	26%	89
JERICO URGENT CARE		85	4	4%	89
SIMEDHEALTH LLC		75	13	15%	88
GOVERNOR'S CREEK HEALTH & REHABILITATION		87	1	1%	88
BAYLOR GENETICS		75	13	15%	88
WALGREENS 2941		83	4	5%	87
BRANDON HEALTH AND REHABILITATION CENTER	1	85	1	1%	87
CHAMBREL AT ISLAND LAKE		83	4	5%	87
PACIFIC ANALYTICS			87	100%	87
HUNTINGTON HOSPITAL LABORATORY		84	3	3%	87
PLYMOUTH HOME FOR ADULTS, INC.	8	78	1	1%	87
EISENHOWER ARMY MEDICAL CENTER		80	7	8%	87
UNIVERSITY OF NEW MEXICO HOSPITAL		87			87

COVID-19: testing by laboratory

Data through May 6, 2021 verified as of May 7, 2021 at 09:25 AM

Data in this report are provisional and subject to change.

The numbers in the table below represent the number of Florida and non-Florida residents for whom test results were received by the Department of Health. A person can be tested by more than one laboratory and can have both positive and negative results. **Therefore, the sum of the numbers in each column will be larger than the total number of people tested.**

Reporting lab	Inconclusive	Negative	Positive	Percent positive	Total
BEACHES PEDIATRICS PA		82	5	6%	87
NORTHWESTERN UNIVERSITY CORP		86	1	1%	87
BREVARD HEALTH ALLIANCE INC		84	3	3%	87
CLYDE E LASSEN STATE VETERANS NURSING HOME		62	25	29%	87
DAVENPORT PEDIATRICS CLERMONT PA		78	9	10%	87
EMERGENCY PHYSICIANS MEDICAL CENTER LLC		64	23	26%	87
DISCOVERY VILLAGE AT THE FORUM		86			86
PENSACOLA DEVELOPMENTAL CENTER		67	19	22%	86
MISIR DRUGS LLC		70	16	19%	86
WALGREENS #12673		82	4	5%	86
CONCENTRA - FT LAUDERDALE - COMMERCIAL BLVD		85	1	1%	86
AR ANESTHESIA LLC		84	2	2%	86
BRILLIANCE ASSISTED LIVING		69	17	20%	86
SUNCOAST TECHNICAL COLLEGE SCHOOL OF HEALTH		86			86
ST VINCENTS PRIMARY CARE		78	8	9%	86
MEDEXPRESS - BLOOMIN BRANDS		65	20	24%	85
W. FRANK WELLS NURSING HOME		84	1	1%	85
LEVY COUNTY DEPARTMENT OF HEALTH		61	24	28%	85
PRMG - EAST NAPLES	1	73	11	13%	85
ARBOR OAKS AT TYRONE	9	74	2	2%	85
MEADOWCREST FAMILY PHYSICIANS PA	1	60	24	28%	85
DEL CARE PA		68	17	20%	85
LAKE HOWELL FAMILY MEDICINE ASSOCIATES		70	15	18%	85
LAKE SHERIFF		65	20	24%	85
PEDIATRIC SERVICES OF AMERICA INC		79	5	6%	84
LONG TERM CARE OF JAY, LLC		63	21	25%	84
PANCARE HEALTH - FREEPORT CLINIC SUITE B		75	9	11%	84
NITE LITE PEDIATRICS - JACKSONVILLE		76	8	10%	84
HOLMES COUNTY HEALTH DEPARTMENT	1	70	13	15%	84
PINES OF SARASOTA GARDEN		84			84
AESTHETIC ENHANCEMENTS		84			84
LABCORP EMPLOYER SERVICES		82	1	1%	83
REHAB AND HEALTHCARE CENTER OF CAPE CORAL		83			83
MID FLORIDA PRIMARY CARE PA		69	14	17%	83
CANOPY ON BERRYHILL, THE		51	32	39%	83
BROWARD HEALTH MEDICAL CENTER CLINICAL LAB			83	100%	83
ROYAL CARE OF AVON PARK		80	3	4%	83
Lexington Health and Rehabilitation Center		82			82
TAMPA BAY CONCIERGE DOCTOR, LLC		79	3	4%	82
THE PAVILION FOR HEALTH CARE		72	10	12%	82
PREMIUM HEALTH SERVICES OF TAMPA BAY LLC		52	30	37%	82
CENTRAL FLORIDA PEDIATRICS		38	44	54%	82
GEORGE E WEEMS MEMORIAL HOSPITAL LAB		69	13	16%	82
MEDCOR CORPORATE CLINIC		80	1	1%	81
LAB PLUS, LLC AT SAINT THOMAS WEST HOSPITAL		67	14	17%	81
LAB		29	52	64%	81

COVID-19: testing by laboratory

Data through May 6, 2021 verified as of May 7, 2021 at 09:25 AM

Data in this report are provisional and subject to change.

The numbers in the table below represent the number of Florida and non-Florida residents for whom test results were received by the Department of Health. A person can be tested by more than one laboratory and can have both positive and negative results. **Therefore, the sum of the numbers in each column will be larger than the total number of people tested.**

Reporting lab	Inconclusive	Negative	Positive	Percent positive	Total
BIO-TECH CLINICAL LABORATORIES		41	40	49%	81
GRAND ST PAUL CVS		79	2	2%	81
WEST VOLUSIA FAMILY AND SPORTS MEDICINE		75	6	7%	81
ECOLAB GROUP		45	36	44%	81
BioReference Laboratories, Inc		9	71	89%	80
ORTHOPAEDIC SURGERY CENTER		80			80
LAKE CITY VA MEDICAL CENTER			80	100%	80
BALMORAL TENANT SERVICES INC	1	43	36	45%	80
FLORIDA MEDICAL CLINIC PA		55	25	31%	80
PRODUCTION HEALTH SAFETY MANAGEMENT		78	2	3%	80
ARTHREX MEDICAL CENTER		44	36	45%	80
BOND CLINIC PA		46	33	42%	79
CENTRAL BALDWIN IMMEDIATE CARE & FAMILY PRACTICE		61	18	23%	79
THE TRADITION OF THE PALM BEACHES		76	3	4%	79
SIMED LABORATORY		63	16	20%	79
JOHN D ARCHBOLD MEMORIAL HOSPITAL		76	3	4%	79
CBS LABS OF TAMPA LLC		3	76	96%	79
MICHAEL AKPEKE MD		70	9	11%	79
VETERANS AFFAIRS MEDICAL CENTER - PALO ALTO		28	51	65%	79
EDGEWATER AT WATERMAN VILLAGE		78	1	1%	79
ADVENTHEALTH MEDICAL GROUP MULTISPECIALTY			79	100%	79
NORTH SHORE UNIVERSITY HOSPITAL LABORATORY		72	7	9%	79
AHMG SURGICAL SPECIALIST		78			78
BAYCARE MEDICAL GROUP		71	7	9%	78
OCOEE PEDIATRICS		70	8	10%	78
STUART REHABILITATION AND HEALTHCARE		62	16	21%	78
DOH-WEST PALM BEACH BRANCH LABORATORY		3	75	96%	78
NOMI HEALTH LAB SERVICES LLC		8	70	90%	78
PANCARE HEALTH - MALONE CLINIC		71	7	9%	78
JACOBI MEDICAL CENTER		73	5	6%	78
LAKE MORTON PLAZA		75	3	4%	78
NEW MEXICO STATE PUBLIC HEALTH DIVISION		78			78
HEALTH FIRST - PALM BAY HOSPITAL		2	75	97%	77
STONY BROOK SOUTHAMPTON		75	2	3%	77
DEVELOPMENTAL DISABILITIES DEFENDANT PROGRAM		75	2	3%	77
ATLAN		68	9	12%	77
ORANGE CITY NURSING AND REHAB		75	2	3%	77
THE GOOD SHEPARDS OF DELAND-WEST		76	1	1%	77
PALM RIVER COMMUNITY HEALTH CENTER		68	9	12%	77
CLEARWATER PAIN MANAGEMENT ASSOCIATES		75	2	3%	77
ROCKLEDGE REGIONAL MEDICAL CENTER		36	41	53%	77
BOND CLINIC DR ELDEEB		38	39	51%	77
BARNETT PARK		2	75	97%	77
LEE MEMORIAL HEALTH SYSTEM D/B/A LEE COMMUNITY		71	6	8%	77
WALGREENS 9627		71	6	8%	77
AVANTE OF MOUNT DORA INC		76			76

COVID-19: testing by laboratory

Data through May 6, 2021 verified as of May 7, 2021 at 09:25 AM

Data in this report are provisional and subject to change.

The numbers in the table below represent the number of Florida and non-Florida residents for whom test results were received by the Department of Health. A person can be tested by more than one laboratory and can have both positive and negative results. **Therefore, the sum of the numbers in each column will be larger than the total number of people tested.**

Reporting lab	Inconclusive	Negative	Positive	Percent positive	Total
S-H THIRTY-FIVE OPCO- PORT ST LUCIE, LLC	1	75			76
SUNCOAST OPTIMAL WELLNESS		23	53	70%	76
ASSOCIATED CLINICAL LABORATORIES		68	8	11%	76
DYNAMIC MEDICAL USA			76	100%	76
MOBILE PHYSICIAN SERVICES INC		68	8	11%	76
ROSECASTLE OF JACKSONVILLE LLC		74	2	3%	76
CLINICAL PATHOLOGY ASSOCIATES-SONIC REFERENCE LAB		76			76
WINDSOR REFLECTIONS		75	1	1%	76
MINUTECLINIC DIAGNOSTIC OF KANSAS, PA		67	9	12%	76
PROMEDICA LABORATORIES		21	55	72%	76
THOMAS INTERNAL MEDICINE		64	12	16%	76
SOS MOBILE MEDICAL CARE LLC		63	12	16%	75
LEE COMMUNITY HEALTHCARE - LEHIGH		63	12	16%	75
NORTH FLORIDA PHARMACY		66	9	12%	75
MINUTECLINIC DIAGNOSTIC OF NEW JERSEY		67	8	11%	75
MICHAEL A VENAZIO MD		71	4	5%	75
ORLANDO CLINICAL RESEARCH CENTER		72	3	4%	75
NICEVILLE URGENT CARE		28	47	63%	75
HEARTLAND PEDIATRIC ASSOCIATES		64	11	15%	75
BROWARD HEALTH MEDICAL CENTER		3	72	96%	75
ADVENTHEALTH EXPRESSCARE		45	30	40%	75
ST JOSEPHS CHILDRENS OUTREACH		2	73	97%	75
ELLKAY HEALTHCARE DATA PLUMBERS	52	19	4	5%	75
WATERCREST ST LUCIE WEST	1	69	5	7%	75
LUTHERAN HAVEN ASSISTED LIVING		74			74
SCOTT LAKE HEALTH AND REHABILITATION CENTER		71	3	4%	74
NOAH CLINICAL LABORATORY		63	11	15%	74
HARMONY CLINIC		1	73	99%	74
NORTH FLORIDA PEDIATRICS		57	17	23%	74
BROOKDALE OVIEDO		72	2	3%	74
OAK MANOR NURSING HOME		70	4	5%	74
GV NAPLES OPCO, LLC		73	1	1%	74
URGENT CARE USA LLC		2	72	97%	74
EC OPCO PENSACOLA, LLC		73	1	1%	74
SUMTER PEDIATRICS		68	5	7%	73
TOWERS HOME CARE		69	4	5%	73
CONSULATE HEALTH CARE - LAKE MARY		72	1	1%	73
MD LABS		46	27	37%	73
EVIVIA		70	3	4%	73
DISCOVERY VILLAGE AT PALM BEACH GARDENS		71	2	3%	73
TITUSVILLE FAMILY PRACTICE		17	56	77%	73
MED EXPRESS		6	67	92%	73
CRAIG BERGER MD PL D/B/A BAY AREA EYE INSTITUTE		72			72
HAVEN OF OUR LADY OF PEACE		72			72
PANCARE HEALTH - JACKSON COUNTY		59	13	18%	72
Stratford Court of Palm Harbor		61	10	14%	71

COVID-19: testing by laboratory

Data through May 6, 2021 verified as of May 7, 2021 at 09:25 AM

Data in this report are provisional and subject to change.

The numbers in the table below represent the number of Florida and non-Florida residents for whom test results were received by the Department of Health. A person can be tested by more than one laboratory and can have both positive and negative results. **Therefore, the sum of the numbers in each column will be larger than the total number of people tested.**

Reporting lab	Inconclusive	Negative	Positive	Percent positive	Total
INN AT ASTON GARDENS AT PELICAN POINTE,THE		67	4	6%	71
FAST PACE MEDICAL CLINIC, PLLC		60	11	15%	71
Salerno Bay Health & Rehabilitation Center		61	10	14%	71
LPG PRIMARY CARE AT PINE ISLAND		58	13	18%	71
AMMON LABS		61	10	14%	71
Grand Villa of Clearwater		65	6	8%	71
STERLING HOUSE OF TALLAHASSEE	3	62	6	8%	71
ADVANCED LAB		67	4	6%	71
KESHAV RX LLC		58	13	18%	71
CL BRUMBACK PRIMARY CARE CLINICS		17	54	76%	71
INDIGO MANOR		22	49	69%	71
ADVENT HEALTH - LAKE MARY		61	10	14%	71
SUNSHINE PEDIATRICS		69	1	1%	70
USF HEALTH MORSANI CENTER		5	65	93%	70
SUMMIT AT VENICE	2	63	5	7%	70
INTERNAL MEDICINE ASSOCIATES PA		65	5	7%	70
CITY OF Ocala EMPLOYEE HEALTH AND WELLNESS CENTER		63	7	10%	70
ISLAND COAST PEDIATRICS		62	8	11%	70
ORLANDO COVID TEST , LLC		62	8	11%	70
SUNCOAST COMMUNITY HEALTH CENTERS PEDIATRICS		21	49	70%	70
Highlands Regional Hospital		63	7	10%	70
EAST HILL PHARMACY		51	19	27%	70
CP/AIG PENSACOLA DEVELOPMENT LLC		67	3	4%	70
PARKSIDE INN	3	64	2	3%	69
LINCOLN MEDICAL AND MENTAL HEALTH CENTER		66	3	4%	69
SAFARI PEDIATRICS PA		67	2	3%	69
NORTH FLORIDA PEDIATRICS - JACKSONVILLE		63	6	9%	69
ERIC C MRSHAL, MD, PC #1842		66	3	4%	69
MEMORIAL MANOR		69			69
FLORIDA HEALTH CARE DELAND			69	100%	69
HERITAGE HEALTHCARE AND REHABILITATION CENTER		69			69
SAN JOSE SENIOR CARE LLC	1	43	25	36%	69
WILSON MEMORIAL REGIONAL MEDICAL CENTER		65	4	6%	69
PLANTATION GENERAL HOSPITAL CLINICAL LAB		26	43	62%	69
BOND AND STEELE CLINIC, PA		54	14	21%	68
GENPATH			68	100%	68
BIG BOCA SMILES LLC		66	2	3%	68
AEL- MEMPHIS		17	51	75%	68
MINUTECLINIC DIAGNOSTIC OF SOUTH CAROL		62	6	9%	68
CAMP BOGGY CREEK		67	1	1%	68
VIP WALK IN CLINIC		44	23	34%	67
ERDOX		62	5	7%	67
MEASE MANOR INC		63	4	6%	67
SOMERBY OF SANTA ROSA BEACH		58	9	13%	67
SAMFORD UNIVERSITY HEALTH SERVICES		66	1	1%	67
APC PEDIATRICS AT RYE ROAD MEDICAL PARK		63	4	6%	67

COVID-19: testing by laboratory

Data through May 6, 2021 verified as of May 7, 2021 at 09:25 AM

Data in this report are provisional and subject to change.

The numbers in the table below represent the number of Florida and non-Florida residents for whom test results were received by the Department of Health. A person can be tested by more than one laboratory and can have both positive and negative results. **Therefore, the sum of the numbers in each column will be larger than the total number of people tested.**

Reporting lab	Inconclusive	Negative	Positive	Percent positive	Total
TRINITY URGENT CARE		53	14	21%	67
PALM BAY URGENT CARE		28	39	58%	67
LAKE CO EMPLOYEE HEALTH AND WELLNESS CENTER		59	8	12%	67
PIERCE INSTRUMENTS INC		65	2	3%	67
FLORIDA HEALTH CARE		8	59	88%	67
NEMOURS CHILDRENS PRIMARY CARE OVIEDO		51	15	23%	66
OKEECHOBEE URGENT CARE		17	49	74%	66
VETERANS AFFAIRS MEDICAL CENTER - GULF COAST		27	39	59%	66
BIOREFERENCE LABORATORIES INC		11	55	83%	66
TGH URGENT CARE POWERED BY FAST TRACK			66	100%	66
TROY REGIONAL MEDICAL CENTER		55	11	17%	66
ADVENT HEALTH CENTRA CARE - WINTER GARDEN		20	46	70%	66
MEDEX MEDICAL EXPRESS OF PALATKA			66	100%	66
AMERICAN FAMILY MEDICAL		53	13	20%	66
PREMISE HEALTH MIA		27	39	59%	66
MINUTECLINIC, LLC		59	7	11%	66
ADVENT HEALTH - PALM COAST		2	64	97%	66
FAMILY HEALTH CENTER		46	20	30%	66
NORTH FLORIDA MEDICAL CENTER		59	7	11%	66
LPG PULMONOLOGY-COCONUT POINT		55	10	15%	65
GOLDEN POND COMMUNITIES		65			65
EAST CENTRAL FLORIDA OUTPATIENT IMAGING		44	21	32%	65
BROOKDALE CENTRE POINTE	1	64			65
DOT DOC SARASOTA		59	6	9%	65
HERNANDO COUNTY FIRE RESCUE DISTRICT		31	34	52%	65
Heritage Park Care and Rehabilitation		65			65
OUT OF STATE		40	25	38%	65
NXGEN MDX		20	45	69%	65
SUMMER VISTA ASSISTED LIVING		38	27	42%	65
HORIZON ALF		64	1	2%	65
MINUTECLINIC DIAGNOSTIC OF HAWAII LLC		58	7	11%	65
WADSWORTH HEALTH CENTER		62	3	5%	65
ST FRANCIS HOSPITAL		57	8	12%	65
Rehabilitation Center of the Palm Beaches		65			65
CORAL GABLES HOSPITAL			65	100%	65
BAYOU GARDENS DUNEDIN LLC		64			64
BRADFORD COUNTY HEALTH DEPARTMENT		63	1	2%	64
TANVIR H SHAGAR NP		57	7	11%	64
SILVER LAKE PEDIATRICS PA		57	7	11%	64
VIERA HEALTH AND REHABILITATION CENTER		62	2	3%	64
JOSEPH L MORSE GERIATRIC CENTER	2	59	3	5%	64
GREENLEAF ALF		63	1	2%	64
GREENSBORO PATHOLOGY LLC		52	12	19%	64
LPG CONVENIENT CARE AT PINE ISLAND ROAD		58	6	9%	64
MICHIGAN DEPARTMENT OF HEALTH AND HUMAN SERVICES	1		63	98%	64
TRINITY AL SENIOR HOUSING LLC		45	19	30%	64

COVID-19: testing by laboratory

Data through May 6, 2021 verified as of May 7, 2021 at 09:25 AM

Data in this report are provisional and subject to change.

The numbers in the table below represent the number of Florida and non-Florida residents for whom test results were received by the Department of Health. A person can be tested by more than one laboratory and can have both positive and negative results. **Therefore, the sum of the numbers in each column will be larger than the total number of people tested.**

Reporting lab	Inconclusive	Negative	Positive	Percent positive	Total
Bon Secours Maria Manor		58	6	9%	64
LISTENING DOCTOR PLLC, THE		55	8	13%	63
PERSONAL PEDIATRICS PA		59	4	6%	63
Palms at Ponte Vedra Assisted Living and Memory Care		60	3	5%	63
CINNAMON COVE ALF		62	1	2%	63
MEDI CLINIC SARASOTA INC		62	1	2%	63
CORNERSTONE PEDIATRICS		51	12	19%	63
LAKE BUTLER HOSPITAL		57	6	10%	63
CAREATC INC BRANDON	15	43	5	8%	63
AIR, LAND & SEA PHYSICALS & CONSULTATIONS, LLC		62	1	2%	63
BURRY'S PHARMACY INC		38	25	40%	63
BEEHIVE HOMES OF GULF BREEZE		47	16	25%	63
WALGREENS #05625		58	5	8%	63
CENTRA CARE - LAKE NONA		11	52	83%	63
DAVID POSNACK JEWISH DAY SCHOOL		63			63
BIG BEND CARES, INC		55	8	13%	63
MEDLOGIC LABORATORIES		3	60	95%	63
GRAND VILLA OF DEL RAY WEST		59	4	6%	63
GILBERT MEDICAL GROUP		56	7	11%	63
EMERALD COAST HOSPICE		61	1	2%	62
CDR MAGUIRE INC	1	7	54	87%	62
ADVENT HEALTH - MOUNT DORA		10	52	84%	62
LAKELAND REGIONAL HEALTH		38	24	39%	62
CARE CENTERS OF NASSAU LLC MINER ROAD SOUTH		62			62
ST CLOUD PHYSICIAN MANAGEMENT LLC DBA ST CLOUD		28	34	55%	62
DEPT OF VA MED CENTE-WEST PALM BEACH			62	100%	62
SIDDH INC DBA SAN CARLOS PHARMACY		58	4	6%	62
OVERLOOK HOSPITAL LABORATORY		57	5	8%	62
EXPRESS CARE OF TAMPA BAY LLC		19	43	69%	62
EVAN R SHAPIRO MD PA		62			62
MENTAL HEALTH CARE INC		53	9	15%	62
S-H THIRTY FIVE OPCO - ORANGE CITY, LLC		52	10	16%	62
SOUTHSIDE HOSPITAL NORTHWELL HEALTH LABORATORY		53	9	15%	62
ADVENTHEALTH MEDICAL GROUP FAMILY MEDICINE		57	5	8%	62
EMPLOYEE WELLNESS PA		44	18	29%	62
TBI RESIDENTIAL SERVICES, INC.		51	11	18%	62
Grace Rehabilitation of Vero Beach		60	1	2%	61
RITECARE MED CTR H			61	100%	61
MAUREEN OROURKE-FUTEY			61	100%	61
GRAND VILLA OF ALTAMONTE SPRINGS		54	7	11%	61
CALHOUN COUNTY HEALTH DEPT		32	29	48%	61
INTERNAL MEDICINE SPECIALIST		55	6	10%	61
WASHINGTON REHABILITATION AND NURSING CENTER		51	10	16%	61
GADSDEN COUNTY HEALTH DEPARTMENT		51	10	16%	61
SEWALLS POINT PHARMACY INC		52	8	13%	60
LONG ISLAND JEWISH MED CTR		54	6	10%	60

COVID-19: testing by laboratory

Data through May 6, 2021 verified as of May 7, 2021 at 09:25 AM

Data in this report are provisional and subject to change.

The numbers in the table below represent the number of Florida and non-Florida residents for whom test results were received by the Department of Health. A person can be tested by more than one laboratory and can have both positive and negative results. **Therefore, the sum of the numbers in each column will be larger than the total number of people tested.**

Reporting lab	Inconclusive	Negative	Positive	Percent positive	Total
SONATA BOCA RATON		54	6	10%	60
BOCA BIOLISTICS LLC		46	14	23%	60
WAVE CREST HEALTH AND REHABILITATION CENTER		57	3	5%	60
TWIN CREEKS ASSISTED LIVING & MEMORY CARE		57	3	5%	60
BARNES HEALTHCARE OF FLORIDA LLC		56	4	7%	60
LEE PHYSICIAN GROUP COLLEGE POINT		57	3	5%	60
81ST MEDICAL GROUP		28	32	53%	60
MINUTECLINIC DIAGNOSTIC MEDICAL GROUP		55	5	8%	60
INTERNAL LAB		50	10	17%	60
GRAND AVENUE RX			60	100%	60
THE PRESERVE AT CLEARWATER		58	2	3%	60
DHMD		60			60
PATIENTS CHOICE LAB OF IND, LLC		52	8	13%	60
CHILDREN'S HOSPITAL OF ALABAMA		59	1	2%	60
TUKA PEDIATRICS		8	52	87%	60
MARQUIS LABS, LLC		58	2	3%	60
MILLENNIUM PHYSICIANS GROUP		1	58	98%	59
VALENCIA HOUSE ALF		57	2	3%	59
BIOTECH		52	7	12%	59
FERN PARK DEVELOPMENTAL CENTER		5	54	92%	59
PINELLAS PARK FIRE DEPARTMENT		56	3	5%	59
CARDIOLOGY AND MEDICINE ASSOCIATES		43	16	27%	59
KEY WEST MEDICAL CENTER	1	51	7	12%	59
ENCOMPASS HEALTH REHABILITATION OF ALTAMONTE		54	5	8%	59
UHEALTH AT FISHER ISLAND			59	100%	59
STEINHATCHEE FAMILY MEDICAL CENTER □	1	50	8	14%	59
PALM BAY PEDIATRICS		39	20	34%	59
Margate Health and Rehabilitation Center		56	2	3%	58
FINLAY CLINICAL LABORATORY		20	38	66%	58
COOPER FAMILY MEDICAL, PLLC		48	10	17%	58
KINDRED HOSPITAL CENTRAL TAMPA BLOOD GAS	1	52	5	9%	58
LAKE INTERNAL MEDICINE ASSOCIATES PA		51	7	12%	58
SARATOGA HOSPITAL LABORATORY		52	6	10%	58
ALEXANDER NININGER STATE VETERANS		58			58
HEALTHPARK MEDICAL CTR NURSING SVC		58			58
BUECHELE DENTAL PA DBA CLERMONT FAMILY DENTISTRY		48	10	17%	58
Casa Mora Rehabilitation & Extended Care		56	2	3%	58
LINCOLN DIAGNOSTIC LAB		56	2	3%	58
CITYMD OF MANAHAWKIN		55	3	5%	58
ASCENSION SACRED HEART BAY LABORATORY		54	3	5%	57
HOLY NAME HOSPITAL LABORATORY		55	2	4%	57
KAPG FLEMING ISLAND SENIOR HOUSING OPKO LLC	1	56			57
TRADITIONAL HOME HEALTH OF PALM BEACH INC		55	2	4%	57
WELLMED AT NEW TAMPA		43	14	25%	57
GENESIS DERMATOLOGY		53	4	7%	57
THE CANOPY AT BERRYHILL		57			57

COVID-19: testing by laboratory

Data through May 6, 2021 verified as of May 7, 2021 at 09:25 AM

Data in this report are provisional and subject to change.

The numbers in the table below represent the number of Florida and non-Florida residents for whom test results were received by the Department of Health. A person can be tested by more than one laboratory and can have both positive and negative results. **Therefore, the sum of the numbers in each column will be larger than the total number of people tested.**

Reporting lab	Inconclusive	Negative	Positive	Percent positive	Total
NORTH CAROLINA DEPARTMENT OF HEALTH & HUMAN SERVICES	1		56	98%	57
ALL AMERICAN URGENT CARE			57	100%	57
SOUTH FLORIDA BAPTIST HOSPITAL			57	100%	57
ALZHEIMERS CARE CENTER OF VIERA LTD		37	20	35%	57
MALCOM RANDALL DEPT OF VAMC			57	100%	57
WALGREEN		43	14	25%	57
PATHOLOGY CONSULTANTS OF NEW MEXICO		56			56
TIFFANY HALL NURSING AND REHAB		44	12	21%	56
SPRING MANOR ASSISTED LIVING		56			56
BLUE SPRINGS SURGERY CENTER		56			56
TGH URGENT CARE - RIVERVIEW			56	100%	56
LONG ISLAND UNIVERSITY - POST CAMPUS		51	5	9%	56
ATRIA PARK OF LAKE FOREST (WG HERITAGE LF LLC)		54	2	4%	56
OPTUMCARE SOUTH FLORIDA, LLC		47	9	16%	56
HIALEAH HOSPITAL RESPIRATORY DEPT			56	100%	56
EAGLES WATCH CLUSTER		47	9	16%	56
GROWING TOGETHER PEDIATRICS, LLC		50	6	11%	56
GENTIVA HEALTH SERVICES CERTIFIED INC		53	3	5%	56
NEW YORK PRESBYTERIAN - QUEENS DIAGNOSTIC		52	4	7%	56
VPA PC LAB		48	8	14%	56
LIGHTHOUSE PEDIATRICS OF NAPLES		50	6	11%	56
Jupiter Medical Center Pavilion		54	1	2%	55
WEST ISLIP URGENT CARE		50	5	9%	55
ADVANCE URGENT CARE CENTER, LLC		12	43	78%	55
PENNSYLVANIA DEPARTMENT OF HEALTH BUREAU OF LABORATORIES			55	100%	55
KENDALL REGIONAL MEDICAL CENTER LAB	3		52	95%	55
SUNSHINE PEDIATRICS OF CENTRAL FLORIDA PL		52	3	5%	55
IXI WELLNESS DALLAS, LLC		55			55
JFK MEDICAL CENTER NORTH LAB		1	54	98%	55
NITE LITE PEDIATRICS - PORT ST. LUCIE		46	9	16%	55
SONATA HUNTERS CREEK		47	8	15%	55
WILLOWS AT WILDWOOD, THE		49	6	11%	55
PREMIER MEDICAL ASSOCIATES ALL FLORIDA LLC		54	1	2%	55
CAPE REGIONAL MEDICAL CENTER		52	3	5%	55
HIGHLANDS COUNTY FIRE RESCUE		55			55
REOPEN DIAGNOSTICS			54	100%	54
APOLLOMDX LABS		32	22	41%	54
CLERMONT HEALTH AND REHAB		40	14	26%	54
UNITED LABORATORY SERVICES CORPORATION		38	16	30%	54
ST. CLOUD MEDICAL GROUP		54			54
ORCHID COVE AT DAYTONA		45	9	17%	54
ROCHESTER GENERAL HOSPITAL LABORATORY		50	4	7%	54
TGH URGENT CARE - WESLEY CHAPEL			54	100%	54
MEASE CONTINUING CARE		52	2	4%	54
JUNIPER VILLAGE AT NAPLES		53	1	2%	54
MINUTECLINIC DIAGNOSTIC OF NORTH CAROLINA		52	2	4%	54

COVID-19: testing by laboratory

Data through May 6, 2021 verified as of May 7, 2021 at 09:25 AM

Data in this report are provisional and subject to change.

The numbers in the table below represent the number of Florida and non-Florida residents for whom test results were received by the Department of Health. A person can be tested by more than one laboratory and can have both positive and negative results. **Therefore, the sum of the numbers in each column will be larger than the total number of people tested.**

Reporting lab	Inconclusive	Negative	Positive	Percent positive	Total
SARASOTA CO. HEALTH DEPT # 58		40	14	26%	54
CERTUS MTD OPCP LLC		52	2	4%	54
THE MEDICAL GROUP OF SOUTH FLORIDA INC		48	6	11%	54
FUTURE PEDIATRICS		51	3	6%	54
MIAMI CLINICAL RESEARCH CORP		12	42	78%	54
CONCENTRA URGENT CARE		50	4	7%	54
FAMILY EXTENDED CARE OF PUNTA GORDA		54			54
CAMBRIDGE SECURITY SERVICES		51	3	6%	54
CARE 4 U MANAGEMENT, INC			54	100%	54
ADVENT HEALTH EXPRESS CARE		6	48	89%	54
GRAND VILLA OF LARGO		46	7	13%	53
CDR MAGUIRE - MIAMI BEACH CC MISSION 17388		2	51	96%	53
ALLIANCE COMMUNITY FOR RETIREMENT LIVING		53			53
MISSION OAKS ASSISTED LIVING□		51	2	4%	53
BASSETTI MEDICAL RESEARCH INC		35	18	34%	53
ADVENTHEALTH MEDICAL GROUP FAMILY & INTERNAL		26	27	51%	53
UNIVERSITY OF WEST FLORIDA, THE		52	1	2%	53
Osprey Point Nursing Center		51	2	4%	53
LITTLE NECK URGENT CARE		51	2	4%	53
PROFESSIONAL PEDIATRICS		51	2	4%	53
ST ANTHONYS PRIMARY CARE LLC/JACKSON STREET			53	100%	53
QUOTIENT SCIENCES LABS LLC			53	100%	53
BITTINGS APOTHECARY INC		47	6	11%	53
HOME CARE PHARMACY		53			53
SOMERSET			53	100%	53
NIGHT LITE PEDIATRICS CENTER LLC		10	42	81%	52
Citymd Of Toms River		45	7	13%	52
ADVENT HEALTH - LAKE WALES		40	12	23%	52
PINES NURSING HOME		50	2	4%	52
SNH BRFL TENANT LLC	2	50			52
PHILLIPPE RIDGE		40	12	23%	52
LMH SKILLED NURSING UNIT		52			52
RESIDENTIAL PLAZA AT BLUE LAGOON INC		48	4	8%	52
QHC UPSTATE MEDICAL PC		42	10	19%	52
IMA MEDICAL CENTER		34	18	35%	52
AMELIA ASSISTED LIVING FACILITY		52			52
ADVENT HEALTH		49	3	6%	52
WINDSOR WOODS REHAB & HEALTHCARE CTR		46	6	12%	52
BAY STREET PHARMACY□		47	5	10%	52
THE PALMS PHARMACY, INC		49	3	6%	52
ENCOMPASS HEALTH REHABILITATION		49	2	4%	51
AVANTE ST CLOUD		48	3	6%	51
INN AT THE FOUNTAINS, THE		34	17	33%	51
ROADS PEDIATRICS,LLC		48	3	6%	51
SOUTHEAST ALABAMA MEDICAL CENTER			51	100%	51
FELICIDAD MEDICAL CENTER		5	46	90%	51

COVID-19: testing by laboratory

Data through May 6, 2021 verified as of May 7, 2021 at 09:25 AM

Data in this report are provisional and subject to change.

The numbers in the table below represent the number of Florida and non-Florida residents for whom test results were received by the Department of Health. A person can be tested by more than one laboratory and can have both positive and negative results. **Therefore, the sum of the numbers in each column will be larger than the total number of people tested.**

Reporting lab	Inconclusive	Negative	Positive	Percent positive	Total
GULFVIEW MEDICAL INSTITUTE		51			51
BENTON HOUSE OF PORT ORANGE		44	7	14%	51
PATRICK MANOR INCORPORATED		51			51
CITY OF CAPE CORAL		38	13	25%	51
FLORIDA MEDICAL CLINIC IM MLK		32	19	37%	51
LPG PEDIATRICS AT PAGE FIELD		50	1	2%	51
WALGREENS #10373		49	2	4%	51
NORTHSIDE HOSPITAL EMERGENCY DEPT		47	4	8%	51
MARIANNA HEALTH AND REHABILITATION CENTER		50	1	2%	51
SOUTH CAROLINA DEPT OF HEALTH AND ENVIRONMENT CONTROL		11	40	78%	51
LEE MEMORIAL HEALTH SYSTEM		46	5	10%	51
WELLSTAR KENNESTONE HOSPITAL		45	5	10%	50
BETHUNE-COOKMAN UNIVERSITY		32	18	36%	50
GRAMERCY PARK URGENT CARE		48	2	4%	50
MINUTE CLINIC DIAGNOSTIC OF VIRGINIA, LLC		48	2	4%	50
ARCPPOINT LABS OF WEST PALM BEACH		9	41	82%	50
PANCARE HEALTH - BAY COUNTY - YOUNGSTOWN		45	5	10%	50
PREMIER COMMUNITY HEALTHCARE GROUP INC		46	4	8%	50
HEALTH FIRST - CAPE CANAVERAL HOSPITAL		1	49	98%	50
CARE ATC - ANDES			50	100%	50
PRACTICE MANAGEMENT OF AMERICA, INC.		7	43	86%	50
RAINBOW PEDIATRICS PC LLC / BREAKFAST POINT		39	11	22%	50
HILA BECKERMAN MD LLC	1	45	4	8%	50
PORT ST. LUCIE - ZAXBY'S		50			50
COURTYARD GARDENS OF BOYNTON BEACH, LLC		47	3	6%	50
SUNSHINE ASSISTED LIVING		50			50
IMMEDIATE CARE PA		46	4	8%	50
POPLAR HEALTHCARE PLLC	1	11	38	76%	50
OCCUPATIONAL HEALTH CENTERS OF THE SOUTHWEST PA		44	6	12%	50
ENCOMPASS HEALTH REHABILITATION HOSPITAL OF Ocala		49	1	2%	50
SMH PHYSICIAN SERVICES INC		48	1	2%	49
Guardian Care Nursing and Rehabilitation Center		49			49
DOH		23	26	53%	49
ALWAYS BEST CARE SENIOR SERVICES		44	5	10%	49
FHMG_CTR FOR SENIOR HEALTH		44	5	10%	49
SOLARIS SENIOR LIVING NORTH NAPLES		48	1	2%	49
ENCOMPASS HEALTH REHABILITATION HOSPITAL OF PANAMA CITY		44	5	10%	49
CVS MINUTE CLINIC DIAGNOSTIC OF NORTH CAROL		43	6	12%	49
SOFT CELL LABORATORIES		45	4	8%	49
MADISON COUNTY MEMORIAL HOSPITAL LABORATORY		15	34	69%	49
ADVENTIST HEALTH SYSTEM FLORIDA		34	15	31%	49
NORTHBROOK CENTER FOR		47	2	4%	49
WALGREENS_PEMBROKE PINES		41	8	16%	49
ALLEGRO		47	2	4%	49
S-H THIRTY FIVE OPCO - LUTZ, LLC		48	1	2%	49
USF		1	48	98%	49

COVID-19: testing by laboratory

Data through May 6, 2021 verified as of May 7, 2021 at 09:25 AM

Data in this report are provisional and subject to change.

The numbers in the table below represent the number of Florida and non-Florida residents for whom test results were received by the Department of Health. A person can be tested by more than one laboratory and can have both positive and negative results. **Therefore, the sum of the numbers in each column will be larger than the total number of people tested.**

Reporting lab	Inconclusive	Negative	Positive	Percent positive	Total
CARE CENTERS OF NASSAU LLC MINER ROAD NORTH		49			49
TNC WALK IN CLINIC		37	12	24%	49
LYSTER ACH FT RUCKER AL		45	3	6%	48
ALLIANCE OF PHYSICIANS AGAINST COVID-19		1	47	98%	48
FLAGLER HOSPITAL INC	2		46	96%	48
SOMA MEDICAL CENTER PA #3		10	38	79%	48
CHIPOLA QUICK CARE		42	6	13%	48
MORTON PLANT			48	100%	48
BAPTIST URGENT CARE		44	4	8%	48
PREMIER MEDICAL ASSOCIATES		46	2	4%	48
URGENT CARE & WELLNESS CENTER		15	33	69%	48
COURTYARD GARDENS OF JUPITER		48			48
BAY CENTER HURRICANE SHELTER		48			48
GRAND OAKS OF PALM CITY LLC	1	41	6	13%	48
HERNANDO ENDOSCOPY AND SURGERY CENTER		37	11	23%	48
CAREMED INTERNAL MEDICINE		30	18	38%	48
SEWANEE MOLECULAR DIAGNOSTICS LABORATO		48			48
INTERCOASTAL MEDICAL GROUP		2	46	96%	48
NAPLES PEDIATRICS INC		43	5	10%	48
ISLAND URGENT CARE PLLC		44	4	8%	48
OZ		48			48
ST JUDE LABORATORIES		43	5	10%	48
THE TERRACE OF JACKSONVILLE		3	45	94%	48
ORLANDO HEALTH PRIMARY CARE PEDIATRICS		44	4	8%	48
MULBERRY'S MOBILE PROVIDER SERVICES LLC		30	17	36%	47
MOBILE DOC FL, LLC		29	18	38%	47
POINTE AT NEW PORT PLACE,THE		47			47
ROYAL PALM SENIOR RESIDENCE		47			47
GULFSIDE HOSPICE INC		44	3	6%	47
FAMILY EXTENDED CARE OF WINTER HAVEN		45	2	4%	47
NAVARRE GARDENS		41	6	13%	47
INTERLAB		1	46	98%	47
LAKE COUNTY SCHOOLS EMPLOYEE HEALTH CENTER		34	13	28%	47
WINTER GARDEN REHAB AND NURSING CENTER		43	4	9%	47
GRAND VILLA OF PINELLAS PARK		45	2	4%	47
SAN CARLOS PHARMACY		39	8	17%	47
EMORY CLINIC, THE		44	3	6%	47
COMPLETE HOME CARE OF THE PALM BEACHES LLC		43	4	9%	47
EAST MANATEE FAMILY	1	1	44	96%	46
MINUTECLINIC DIAGNOSTIC OF LOUISIANA,		43	3	7%	46
KAPG ST AUGUSTINE SENIOR HOUSING OPCO LLC		37	9	20%	46
COLLIER BLVD HMA PHYSICIAN MANAGEMENT LLC		46			46
H LEE MOFFITT CANCER CENTER MICRO		46			46
LPG PRIMARY CARE AT COLONIAL CENTER DRIVE		37	9	20%	46
LUTHERAN HAVEN EXTENDED CONGREGATE CAR		46			46
TRICORE REF LABS - UNIV OF NM		46			46

COVID-19: testing by laboratory

Data through May 6, 2021 verified as of May 7, 2021 at 09:25 AM

Data in this report are provisional and subject to change.

The numbers in the table below represent the number of Florida and non-Florida residents for whom test results were received by the Department of Health. A person can be tested by more than one laboratory and can have both positive and negative results. **Therefore, the sum of the numbers in each column will be larger than the total number of people tested.**

Reporting lab	Inconclusive	Negative	Positive	Percent positive	Total
HARTFORD HEALTH SERVICES LLC		46			46
MINUTECLINIC DIAGNOSTIC OF LOUISIANA		43	3	7%	46
AU MEDICAL CENTER, INC	1	40	5	11%	46
WALGREENS 3145		43	3	7%	46
NORTH FLORIDA / SOUTH GEORGIA VETERANS HEALTH SYSTEM		1	45	98%	46
WG EVERGREEN WOODS SH LLC		46			46
ADULT MEDICINE OF LAKE COUNTY INC			46	100%	46
UNION MEDICAL CARE		46			46
FLORIDA DEPARTMENT OF HEALTH CLAY COUNTY		32	14	30%	46
UNIVERSITY BEHAVIORAL CENTER		46			46
ADVENT HEALTH MEDICAL GROUP OB GYN AT		40	6	13%	46
PREMIER PLACE HEALTHCARE AT THE GLENVIEW		46			46
MID-FLORIDA PATHOLOGY, LLC		35	11	24%	46
THORNBURG PEDIATRICS		42	4	9%	46
AVALON PARK RETIREMENT RESIDENCE		43	2	4%	45
BRP SH OPCO LLC		45			45
REDI-MED WALK-IN FAMILY CARE			45	100%	45
NEOGENOMICS LABORATORIES INC		45			45
PLAINVIEW URGENT CARE		42	3	7%	45
FLORIDA HOSPITAL PHYSICIAN GROUP		26	19	42%	45
LARA HEALTH AND WELLNESS CENTER LLC		45			45
GRAND VILLA OF ENGLEWOOD		40	5	11%	45
WEISS PEDIATRIC CARE LLC		31	14	31%	45
BD MEDICAL SYSTEMS		43	2	4%	45
COLLIER URGENT CARE CENTERS		44	1	2%	45
IMA MEDICAL GROUP POINCIANA		18	27	60%	45
STUART URGENT CARE			45	100%	45
CAREHERE LAKE SCHOOLS EMPLOYEE HEALTH CENTER		31	14	31%	45
NEXT MOLECULAR ANALYTICS		14	31	69%	45
BENTON HOUSE OF ST. JOHNS		43	2	4%	45
UNION MEDICAL CARE PLLC		44	1	2%	45
GRAND VILLA OF NEW PORT RICHEY		38	7	16%	45
TRIPLE O MEDICAL SERVICES INC		41	4	9%	45
VOLUSIA COUNTY BRANCH JAIL		1	44	98%	45
SOUTHPORT SQUARE HARBOUR HEALTH		45			45
ST LUCIE COUNTY JAIL		29	15	34%	44
EP MEDICAL EQUIPMENT PHARMACY		37	7	16%	44
MAKO MEDICAL		21	23	52%	44
Gulf Shore Care Center		39	5	11%	44
BENTON HOUSE OF CLERMONT		44			44
NEWPATH DIAGNOSTICS		36	8	18%	44
BIOFIRE		11	33	75%	44
THE MERIDIAN AT BOCA RATON	1	43			44
RADIOLOGY ASSOCIATES OF VENICE AND ENGLEWOOD		42	2	5%	44
BRONX LEBANON HOSPITAL-MEDICAL CENTER		40	4	9%	44
FLORIDA HOSPITAL		28	16	36%	44

COVID-19: testing by laboratory

Data through May 6, 2021 verified as of May 7, 2021 at 09:25 AM

Data in this report are provisional and subject to change.

The numbers in the table below represent the number of Florida and non-Florida residents for whom test results were received by the Department of Health. A person can be tested by more than one laboratory and can have both positive and negative results. **Therefore, the sum of the numbers in each column will be larger than the total number of people tested.**

Reporting lab	Inconclusive	Negative	Positive	Percent positive	Total
PASSPORT HEALTH ORLANDO		44			44
PRINCETON VILLAGE		40	4	9%	44
PEDIATRICS OF CENTRAL FLORIDA – SAINT CLOUD	2	40	2	5%	44
GRAND VILLA OF ST. PETERSBURG		42	2	5%	44
LOURDES HOSPITAL INC		42	2	5%	44
EMORY UNIVERSITY HOSPITAL		36	8	18%	44
HUNT CLUB MEDICAL		15	29	66%	44
ASHTON PLACE	3	37	4	9%	44
ENCOMPASS HEALTH REHABILITATION HOSPITAL OF MIAMI		43	1	2%	44
INNOVATIVE GX LABORATORIES		37	7	16%	44
ADVENTHEALTH MEDICAL GROUP PULMONOLOGY		37	6	14%	43
BAYCARE MEDICAL GROUP INC		3	40	93%	43
COMMUNITY MEDICAL CARE CENTER INC			43	100%	43
EC OPCO TIMBERLIN PARC LLC		43			43
BRANCH MEDICAL CLINIC			43	100%	43
KISSIMMEE VA OUTPATIENT CLINIC		40	3	7%	43
VENICE URGENT CARE – GULF COAST		1	42	98%	43
WOLFF CTR FOR CHILD & ADOLESCENT HEALTH PLLC,THE		26	17	40%	43
WALK IN MEDICAL URGENT CARE		43			43
LPG CONVENIENT CARE AT METRO		39	4	9%	43
DUVAL PHARMACY		32	11	26%	43
LAKE MARY KIDS CENTRA CARE		33	10	23%	43
University Hills health and Rehabilitation		33	10	23%	43
PINELLAS INTERNAL MEDICINE ASSOCIATES	1	39	3	7%	43
UNIVERSITY HOSPITAL		36	7	16%	43
A AND R RESEARCH GROUP LLC		38	5	12%	43
CRESTVIEW IMMEDIATE CARE LL		19	24	56%	43
FIRST CHOICE URGENT CARE		12	31	72%	43
A & R RESEARCH GROUP		35	7	17%	42
STETSON UNIVERSITY STUDENT HEALTH CENTER		3	39	93%	42
KIVA AT CANTERBURY		25	17	40%	42
CITRUS COUNTY HEALTH DEPARTMENT		36	6	14%	42
PACIFICA SENIOR LIVING OCALA		37	5	12%	42
LONGLEAF DIAGNOSTIC LABORATORIES		13	29	69%	42
CLINICAL LABORATORY		42			42
Atlantic Shore Nursing and Rehab		42			42
WHITE-WILSON MEDICAL CENTER		31	11	26%	42
KINDRED HOSPITAL OCALA		38	4	10%	42
LABORATORY MEDICINE CONSULTANTS-LMC PA		39	3	7%	42
D W MCMILLAN MEMORIAL HOSPITAL		31	11	26%	42
UNIVERSITY MEDICAL CTR OF PRINCETON AT		40	2	5%	42
CITRUS CARE CLINIC			42	100%	42
NORTHWELL HEALTH PLAINVIEW HOSPITAL LABORATORY		33	9	21%	42
STAT ONE URGENT CARE CENTER		2	40	95%	42
ATRIA WILLOW WOOD		40	2	5%	42
RIVERHEAD URGENT CARE		41	1	2%	42

COVID-19: testing by laboratory

Data through May 6, 2021 verified as of May 7, 2021 at 09:25 AM

Data in this report are provisional and subject to change.

The numbers in the table below represent the number of Florida and non-Florida residents for whom test results were received by the Department of Health. A person can be tested by more than one laboratory and can have both positive and negative results. **Therefore, the sum of the numbers in each column will be larger than the total number of people tested.**

Reporting lab	Inconclusive	Negative	Positive	Percent positive	Total
EASTERN SHORE URGENT CARE		31	11	26%	42
MAIMONIDES-SHALOM ACADEMY, INC		41	1	2%	42
MEDEX MEDICAL EXPRESS OF PALATKA LLC			41	100%	41
BULLS HEAD URGENT CARE		39	2	5%	41
NIGHT LITE PEDIATRIC CENTER		10	31	76%	41
CROSSROADS URGENT CARE		26	15	37%	41
BOND CLINIC, PA		11	30	73%	41
CARILLON SPORTS AND FAMILY MEDICINE		31	10	24%	41
FLORIDA HOSPITAL NEW SMYRNA		4	37	90%	41
PORT SAINT JOHN FAMILY PRACTICE		25	16	39%	41
ADVENT HEALTH CENTRA CARE - LAKELAND		30	11	27%	41
JACK BANDEL MD PA		40	1	2%	41
Grand Villa of Deerfield Beach		37	4	10%	41
DCH REGIONAL MEDICAL CENTER LABORATORY		39	2	5%	41
CAPITAL REGIONAL MEDICAL CENTER		2	39	95%	41
ACCESS 365 URGENT CARE		14	27	66%	41
WELLMED AT PLANT CITY		23	18	44%	41
ORLANDO ORTHOPAEDIC OUTPATIENT SURGERY CENTER		35	6	15%	41
UNIVERSITY OF ALABAMA		38	3	7%	41
SOUTHCOR LABORATORY		7	34	83%	41
PEDIATRICS OF CENTRAL FLORIDA KISSI		33	8	20%	41
CLINICAL PATHOLOGY LABORATORIES, INC		40			40
GENEXPERT			40	100%	40
VETERANS AFFAIRS MEDICAL CENTER - NEW YORK HARBOR		38	2	5%	40
MEDEXPRESS URGENT CARE WEST TAMPA			40	100%	40
THE LODGE AND REHABILITATION CENTER		24	16	40%	40
ENCORE AT BOCA RATON, THE			40	100%	40
M&V SAN JOSE MEDICAL CENTER			40	100%	40
BELVEDERE COMMONS OF SUN CITY CENTER		40			40
LPG PRIMARY CARE AT CAPE CORAL PARKWAY		33	7	18%	40
ANDALUSIA HEALTH		23	17	43%	40
STATCARE URGENT AND WALK-IN MEDICAL CA		37	3	8%	40
JACKSONVILLE PEDIATRICS		25	15	38%	40
PRIDE DIAGNOSTICS		24	16	40%	40
MINUTECLINIC, LLC, DBA MINUTECLINIC #5		36	4	10%	40
FAMILY AND INTERNAL MEDICINE AT AVALON PARK		36	4	10%	40
ISLAMORADA VILLAGE OF ISLANDS FIRE RESCUE		36	3	8%	39
FAMILY CARE PARTNERS URGENT CARE LLC		31	8	21%	39
METROPOLITAN CHARITIES INC		36	3	8%	39
CEDAR CREEK AT KINGS BAY INC		39			39
CLINICAL RESEARCH SEQUENCING PLATFORM		8	31	79%	39
BAYSHORE PATHOLOGY CONSULTANTS PA		37	2	5%	39
ACTIVE SENIOR LIVING		37	2	5%	39
JUNIPER VILLAGE AT CAPE CORAL		34	5	13%	39
MINUTECLINIC DIAGNOSTIC OF RHODE ISLAND, LLC #1544		38	1	3%	39
TAYLORVILLE FAMILY MEDICINE		32	7	18%	39

COVID-19: testing by laboratory

Data through May 6, 2021 verified as of May 7, 2021 at 09:25 AM

Data in this report are provisional and subject to change.

The numbers in the table below represent the number of Florida and non-Florida residents for whom test results were received by the Department of Health. A person can be tested by more than one laboratory and can have both positive and negative results. **Therefore, the sum of the numbers in each column will be larger than the total number of people tested.**

Reporting lab	Inconclusive	Negative	Positive	Percent positive	Total
WALGREENS COVID-19		27	12	31%	39
GUYAN VALLEY WELLNESS CENTER		32	7	18%	39
BROOKDALE BRANDON	1	38			39
PALM POINT BEHAVIORAL HEALTH		39			39
WG BAYPOINT VILLAGE SH LLC		38	1	3%	39
LEE PHYSICIAN GROUP		34	5	13%	39
STEWARD MEDICAL GROUP, INC		21	18	46%	39
CORRECTIONAL MEDICAL GROUP		27	12	31%	39
HOUSE CALLS PROFESSIONAL LLC		35	4	10%	39
BAY COUNTY JAIL ANNEX		34	5	13%	39
MINUTE CLINIC LLC #2216		36	3	8%	39
LEE COMMUNITY HEALTHCARE INC CAPE CORAL		36	2	5%	38
ROCKLAND URGENT CARE FAMILY HEALTH NP		36	2	5%	38
GEORGIA HEART CENTER (MSC 53), NAVICEN		36	2	5%	38
MOLECULAR DIAGNOSTICS		5	33	87%	38
ST AUGUSTINE PEDIATRIC ASSOC		33	5	13%	38
ATRIA SAN PABLO		36	2	5%	38
ALPHA PHARMACY		35	3	8%	38
INNOVATION CLINICAL TRIALS, INC			38	100%	38
LPG PRIMARY CARE AT MATTHEW DRIVE		32	6	16%	38
HARMONY HEALTH OPCO, LLC		17	21	55%	38
MINUTE CLINIC DIAGNOSTIC OF VIRGINIA		31	7	18%	38
HOMEWOOD RESIDENCE AT FREEDOM PLAZA		37	1	3%	38
Life Care Center of Citrus County		37	1	3%	38
AUTUMN OF SARASOTA		12	26	68%	38
WASHINGTON COUNTY HEALTH DEPARTMENT		25	13	34%	38
BAYSIDE LABORATORIES INC		38			38
CENTERPLACE HEALTH		15	23	61%	38
CONNECTICUT DEPARTMENT OF HEALTH		22	16	42%	38
WEINBERG VILLAGE		37	1	3%	38
WARDE MEDICAL LABORATORY		29	9	24%	38
SOUTHEAST GEORGIA HEALTH SYSTEM, INC		33	5	13%	38
CLEARWATER EMPLOYEE HEALTH CLINIC		19	19	50%	38
MINUTE CLINIC DIAGNOSTIC OF NEW JERSEY		37	1	3%	38
CCRC @ SUNFLOWER LLC		35	3	8%	38
ARTHREX MEDICAL CENTER EAST		25	13	34%	38
MEDEMERGE		35	2	5%	37
PULSE & REMEDY LLC		22	15	41%	37
ASSISTED LIVING OF BROWARD		37			37
FORT CAROLINE GARDENS, INC		34	3	8%	37
HOLZER HEALTH CENTER		5	32	86%	37
CENTRAL FLORIDA HEALTH CARE INC WAUCHULA SITE 2		29	8	22%	37
THE COLLIER AT NAPLES		36	1	3%	37
FAMILY EXTENDED CARE OF SEBRING INC		35	2	5%	37
ONE MILO		37			37
MARYLAND DEPARTMENT OF HEALTH			37	100%	37

COVID-19: testing by laboratory

Data through May 6, 2021 verified as of May 7, 2021 at 09:25 AM

Data in this report are provisional and subject to change.

The numbers in the table below represent the number of Florida and non-Florida residents for whom test results were received by the Department of Health. A person can be tested by more than one laboratory and can have both positive and negative results. **Therefore, the sum of the numbers in each column will be larger than the total number of people tested.**

Reporting lab	Inconclusive	Negative	Positive	Percent positive	Total
FLORIDA MEDICAL CL ODOM TPA		22	15	41%	37
PEDIATRICS IN BREVARD-COCOA BEACH		32	5	14%	37
MINUTECLINIC DIAGNOSTIC OF MICHIGAN		34	3	8%	37
COLLIER HMA PHYSICIAN MANAGEMENT LLC		27	10	27%	37
HOLLISMED LLC		35	2	5%	37
ALAN A SMITH MD LLC		34	3	8%	37
HR SARASOTA OPERATOR LLC		25	12	32%	37
ST. MARYS MEDICAL CENTER		1	36	97%	37
CITY OF NAPLES FIRE RESCUE		32	5	14%	37
TRADITIONAL HOME CARE INC		35	2	5%	37
CARE HERE		12	25	68%	37
PECONIC BAY MEDICAL CENTER LABORATORY		28	9	24%	37
SEBRING PEDIATRICS LLC		14	23	62%	37
MINUTE CLINIC DIAGNOSTIC OF SC, LLC #75		35	2	5%	37
ACCURATE DIAGNOSTIC LAB		35	2	5%	37
PONCE THERAPY CARE CENTER		34	3	8%	37
PATHGROUP		9	28	76%	37
PATHOGENIUS LABORATORIES		30	7	19%	37
JACKSON HEALTH SYSTEM		2	34	94%	36
EASYCARE WALK-IN CLINIC	1	14	21	58%	36
FLORIDA PRESBYTERIAN HOMES INC		34	2	6%	36
LPG PRIMARY CARE AT BONITA BAY LIFESTYLE CENTER		33	3	8%	36
GRAND LIVING AT LAKEWOOD RANCH		35	1	3%	36
VIKOR SCIENTITIC		5	31	86%	36
PHYSICIAN ASSOCIATES LLC		26	10	28%	36
MINUTE CLINIC, LLC DBA MINUTECLINIC #4505		33	3	8%	36
BVL/LITTLE ANGEL PEDIATRICS		36			36
HARBORCHASE OF WELLINGTON CROSSING		34	2	6%	36
CERON PEDIATRICS & INTEGRATIVE MEDICIN		36			36
VILLA COURT LLC		36			36
MEDCOMP SCIENCES			36	100%	36
MAINSTREET FAMILY URGENT CARE		1	35	97%	36
Kensington Gardens		36			36
FLORIDA PEDIATRIC GROUP PA		28	8	22%	36
PARKSIDE HEALTH AND REHABILITATION CENTER			36	100%	36
JUPITER MEDICAL CENTER PHYSICIANS GROUP, INC		32	4	11%	36
TAMPA URGENT CARE			36	100%	36
UNIPATH		24	12	33%	36
NCHD		22	14	39%	36
ADVENT HEALTH - FISH MEMORIAL		2	33	94%	35
BAYCARE HEALTH SYSTEMS, LLC			35	100%	35
PHOSPHORUS DIAGNOSTICS		27	8	23%	35
ROSWELL PAIN SPECIALISTS	1	33	1	3%	35
CANCER RESEARCH LAB, BOB JONES UNIVERSITY		30	5	14%	35
NEUROINTERNATIONAL SARASOTA		32	3	9%	35
IRL		4	31	89%	35

COVID-19: testing by laboratory

Data through May 6, 2021 verified as of May 7, 2021 at 09:25 AM

Data in this report are provisional and subject to change.

The numbers in the table below represent the number of Florida and non-Florida residents for whom test results were received by the Department of Health. A person can be tested by more than one laboratory and can have both positive and negative results. **Therefore, the sum of the numbers in each column will be larger than the total number of people tested.**

Reporting lab	Inconclusive	Negative	Positive	Percent positive	Total
JAMAICA HOSPITAL MEDICAL CENTER		31	4	11%	35
ISLAND LAKE CENTER		14	21	60%	35
ADVENTHEALTH MEDICAL GROUP FAMILY MEDICINE AT RDV		35			35
P23 LABS		35			35
STATCARE URGENT & WALK IN MEDICAL CARE		31	4	11%	35
REDI-MED WALK IN FAMILY CLINIC			35	100%	35
WUESTHOFF MEMORIAL HOSPITAL			35	100%	35
BOCA TOXICOLOGY LLC		33	2	6%	35
ALABAMA CLINICS		19	16	46%	35
METRO KNOXVILLE HMA		25	10	29%	35
FAST PACE MEDICAL CLINIC		30	5	14%	35
MIDDLETOWN MEDICAL P C		25	10	29%	35
LABORATORY ALLIANCE OF CENTRAL NEW YORK		33	2	6%	35
LAKELAND NURSING AND REHABILITATION CENTER			35	100%	35
SOUTHEASTERN OUTPATIENT SURGERY CENTER		32	3	9%	35
BUREAU OF PUBLIC HEALTH	1	14	20	57%	35
MEDPEDS ASSOCIATES OF SARASOTA PA		32	3	9%	35
POARCH BANC CREEK INDIANS TRIBAL HEALTH DEPARTMENT			35	100%	35
Grand Villa of Dunedin		29	6	17%	35
GRACE COMMUNITY PHARMACY		3	32	91%	35
FHMG-FLORIDA HOSPITAL MEDICAL GROUP		25	10	29%	35
HARBOUR ISLAND PEDIATRICS		24	10	29%	34
AMMON ANALYTICAL LABORATORIES		30	4	12%	34
LONG TERM CARE OF GULF BREEZE LLC		30	4	12%	34
CVS NC3516POCT WINSTON SALEM		30	4	12%	34
CHILDREN'S MEDICAL CENTER			34	100%	34
LONG BEACH URGENT CARE		34			34
MARQUESA MEDICAL		30	4	12%	34
GRAND VILLA OF BOYNTON BEACH		33	1	3%	34
WALGREENS_COCONUT CREEK		27	7	21%	34
MARTHA'S HOUSE & ASSISTED LIVING FACILITY		34			34
AYERS NURSING AND REHABILITATION CENTER		34			34
PARAMOUNT WALK-IN CLINIC		1	33	97%	34
HUNTINGTON STATION URGENT CARE		33	1	3%	34
NORTH PINELLAS CHILDRENS MEDICAL CENTER			34	100%	34
FLORIDA ENDOSCOPY & SURGERY CTR LLC		34			34
TUSCAN GARDENS OF DELRAY BEACH MANAGEMENT COMPANY,		34			34
COLORADO DEPARTMENT OF PUBLIC HEALTH AND ENVIRONMENT			34	100%	34
CARLOS F FUSTER MD PA		32	2	6%	34
MORTON PLANT HOSPITAL - ADLER INSTITUTE OF LAB MEDICINE		2	32	94%	34
SOUTHWEST LABS		34			34
CIGNA PBSO WEST PALM		3	31	91%	34
RASHDA ALBIBI M.D. P.A.		31	3	9%	34
FLORIDA DEPARTMENT OF HEALTH IN MONROE COUNTY		27	7	21%	34
THE SPRINGS OF PARC HILL		33	1	3%	34
Consulate Health Care of Orange Park		27	6	18%	33

COVID-19: testing by laboratory

Data through May 6, 2021 verified as of May 7, 2021 at 09:25 AM

Data in this report are provisional and subject to change.

The numbers in the table below represent the number of Florida and non-Florida residents for whom test results were received by the Department of Health. A person can be tested by more than one laboratory and can have both positive and negative results. **Therefore, the sum of the numbers in each column will be larger than the total number of people tested.**

Reporting lab	Inconclusive	Negative	Positive	Percent positive	Total
BOND CLINIC		3	30	91%	33
EVERLYWELL		19	14	42%	33
VETERAN AFFAIRS MEDICAL CENTER - JAMES J PETERS		30	3	9%	33
AHSE ROP		32	1	3%	33
OPIS COQUINA CENTER		32	1	3%	33
GREENRIDGE GROUP HOME	3	11	19	58%	33
MIGUEL E TREVINO MD PA		29	4	12%	33
GRAND VILLA OF DELRAY EAST		33			33
NURSES HELPING HANDS INC ALF		33			33
VETERANS HOME		1	32	97%	33
SANFORD MOBILE LAB PGA TOUR		32	1	3%	33
RESIDENCE AT BAY VUE		31	2	6%	33
CORAL HOUSE ASSISTED LIVING COMMUNITY LLC		33			33
AMBRY GENETICS CORPORATION	23	10			33
Heartland Health Care Center North Sarasota		19	14	42%	33
CVS NC7047POCT DURHAM		33			33
WESTWOOD NURSING AND REHABILITATION		28	5	15%	33
VENICE REGIONAL BAYFRONT HEALTH			33	100%	33
STATEN ISLAND UNIVERSITY HOSPITAL-POUCH		32	1	3%	33
NIGHT LITE PEDIATRICS URGENT CARE CENTER			33	100%	33
SELECT PHYSICIANS ALLIANCE PL		33			33
MINUTECLINIC DIAGNOSTIC OF ILLINOIS L		27	6	18%	33
PIEDMONT HOSPITAL CLINICAL LABORATORY		30	3	9%	33
GUIDEWELL EMERGENCY MEDICINE DOCTORS LLC #33		21	12	36%	33
UNDERGROUND FREE CLINIC		31	1	3%	32
REVA INC		28	4	13%	32
WOMENS CARE FLORIDA LABORATORY		25	7	22%	32
JOSEF SCHENKER MD PC DBA CENTERS URGENT		30	2	6%	32
MADISON POINTE CARE CENTER		32			32
ECHELONDX		32			32
MINUTECLINIC DIAGNOSTIC OF TN PC #6435		29	3	9%	32
STEINHATCHEE DRUGS		26	6	19%	32
SANFORD PEDIATRIC ASSOCIATES, PA		29	3	9%	32
WESTPAC LABS INC	1	20	11	34%	32
GOOD SAMARITAN HOSPITAL LABORATORY		27	5	16%	32
UNION CHD		29	3	9%	32
CARDIOLOGY AND MEDICINE ASSOCIATES INC		31	1	3%	32
ORLANDO ORTHOPAEDIC CENTER		28	4	13%	32
TREASURE ISLE LLC		32			32
SANITAS		4	28	88%	32
MINUTECLINIC, LLC #4230		28	4	13%	32
WESTMINSTER ST AUGUSTINE		32			32
LAKE MARY - STIRLING CENTER SUITE 202			32	100%	32
PASSPORT HEALTH OF TAMPA BAY		29	3	9%	32
A LILIKO'I PHARMACY LLC		29	3	9%	32
ADVANCED URGENT CARE		12	20	63%	32

COVID-19: testing by laboratory

Data through May 6, 2021 verified as of May 7, 2021 at 09:25 AM

Data in this report are provisional and subject to change.

The numbers in the table below represent the number of Florida and non-Florida residents for whom test results were received by the Department of Health. A person can be tested by more than one laboratory and can have both positive and negative results. **Therefore, the sum of the numbers in each column will be larger than the total number of people tested.**

Reporting lab	Inconclusive	Negative	Positive	Percent positive	Total
SYNIVERSE WELLNESS CENTER		27	5	16%	32
WILLAMETTE VALLEY TOXICOLOGY LLC		30	2	6%	32
COLORADO DEPARTMENT OF HEALTH LABORATORY SERVICES DIVISION			32	100%	32
IPSUM DIAGNOSTICS		3	29	91%	32
Wiregrass Rehabilitation Center and Nursing Home		29	3	9%	32
CHIPOLA MEDICAL ASSOCIATES		11	20	65%	31
PREMIER URGENT CARE CENTER LLC			31	100%	31
WALGREENS #04569		29	2	6%	31
PERDIDO URGENT CARE		1	30	97%	31
JOSEF SCHENKER MD PC		31			31
REGENCY PARK ASSISTED LIVING FACILITY		29	2	6%	31
HOLIDAY MEDICAL ASSOCIATES		4	27	87%	31
BAPTIST PRIMARY BLACK CREEK SOUTH			31	100%	31
LabCorp L#09258130 M#09258125		12	19	61%	31
AMERICAN ESOTERIC LABORATORIES		15	16	52%	31
ORLANDO FAMILY MEDICINE		14	17	55%	31
COOPER HEALTHCARE		28	3	10%	31
VIRTUA		27	4	13%	31
OAKMONTE VILLAGE		30	1	3%	31
MINUTECLINIC DIAGNOSTIC OF RHODE ISLAND, LLC #212		31			31
MINUTECLINIC, LLC, DBA MINUTECLINIC #2544		29	2	6%	31
ENT AND ALLERGY ASSOCIATES OF FLORIDA LLC		30	1	3%	31
DISCOVERY COMMONS AT BRADENTON		31			31
UR CARE FAMILY AND SPORTS MEDICINE			31	100%	31
JOSEPH SCHENKER MD PC DBA CENTERS URGENT		27	4	13%	31
MINUTECLINIC DIAGNOSTIC OF PENNSYLVANI		29	2	6%	31
RAYMOND BASRI MD		29	2	6%	31
COUNTY OF LOS ANGELES			31	100%	31
HEALTH FIRST - VIERA HOSPITAL		1	30	97%	31
MICHAEL J D'AMBROSE MD PA		29	2	6%	31
HENDRY REGIONAL CORPORATE HEALTH			31	100%	31
COLLIER ANESTHESIA PAIN LLC		31			31
MIDNIGHT MEDICINE			31	100%	31
MED LABS DIAGNOSTICS		11	19	63%	30
SOMA MEDICAL CENTER # 4		5	25	83%	30
ENGLEWOOD HOSPITAL AND MEDICAL CENTER		25	5	17%	30
PBSO WEST PALM FAMILY PRACTICE		1	29	97%	30
FIRST PHYSICIANS GROUP - LORRAINE CORNERS		30			30
LEE COMMUNITY HEALTHCARE INC NORTH FORT MYERS		30			30
ROSLYN URGENT CARE		29	1	3%	30
BOCA SIMON LAB		1	29	97%	30
UNITED MEDICAL LABS INC		29	1	3%	30
ST VINCENTS AMBULATORY CARE INC DBA		27	3	10%	30
WEST BROWARD CARE CENTER		24	6	20%	30
HERITAGE WATERSIDE		27	3	10%	30
ADVENT HEALTH PRIMARY CARE PLUS, WINTER GARDEN		26	4	13%	30

COVID-19: testing by laboratory

Data through May 6, 2021 verified as of May 7, 2021 at 09:25 AM

Data in this report are provisional and subject to change.

The numbers in the table below represent the number of Florida and non-Florida residents for whom test results were received by the Department of Health. A person can be tested by more than one laboratory and can have both positive and negative results. **Therefore, the sum of the numbers in each column will be larger than the total number of people tested.**

Reporting lab	Inconclusive	Negative	Positive	Percent positive	Total
CLINCLOUD, LLC			30	100%	30
DAVID LAWRENCE CENTER		26	4	13%	30
GASTROENTEROLOGY ASSOCIATES OF PENSACOLA PA		25	5	17%	30
NTD EUROFINNS ATLANTA		29	1	3%	30
Okeechobee Health Care Facility		16	14	47%	30
GERALD J KIVETT MD		27	3	10%	30
MINUTECLINIC DIAGNOSTIC OF TN PC #378		27	3	10%	30
ST PETER'S BENDER LABORATORY		29	1	3%	30
MINUTECLINIC, LLC #08366		25	5	17%	30
GRAND VILLA OF MELBOURNE		28	2	7%	30
ACCESS HEALTH CARE PHYSICIANS LLC		10	20	67%	30
SPRINGWOOD COURT		25	5	17%	30
CHILDRENS MEDICAL CENTER			30	100%	30
CENTER ONE SURGERY CENTER		24	6	20%	30
HALIFAX HEALTH URGENT CARE		9	21	70%	30
BOCA BIOLISTIC REFERENCE LAB			30	100%	30
WIREGRASS CLINIC LLC		24	6	20%	30
RAINBOW PEDIATRICS		1	29	97%	30
RELIANCE MEDICAL CENTER		21	9	30%	30
P4CLINICAL	3	2	25	83%	30
VA MEDICAL CENTER			30	100%	30
OAK HARBOR ASSISTED LIVING FACILITY		27	3	10%	30
TALLAHASSEE DEVELOPMENTAL CENTER		28	2	7%	30
AMEERAH LABS			30	100%	30
FORT VALLEY STATE UNIVERSITY		29	1	3%	30
COMMUNITY HEALTH OF SOUTH FLORIDA			30	100%	30
GMR EVENT SERVICES LLC DBA CROWDRX		30			30
THE TERRACE AT IVY ACRES ALF		11	19	63%	30
BAPTIST PEDIATRICS		26	4	13%	30
MINIMALLY INVASIVE VASCULAR INC		27	2	7%	29
SUNTREE INTERNAL MEDICINE		29			29
PALMS, THE		29			29
ROBERT H JENKINS JR VETERANS' DOMICILIARY HOME OF		26	3	10%	29
MINUTECLINIC DIAGNOSTIC OF TEXAS		25	4	14%	29
TIFFANY LAKE CARE CENTERS INC		28	1	3%	29
STEWART MELBOURNE HOSPITAL			29	100%	29
DUVAL COUNTY HEALTH DEPARTMENT		29			29
DSI MANAGEMENT LLC		29			29
PANCARE HEALTH - BONIFAY K-8			29	100%	29
MINUTECLINIC DIAGNOSTIC OF TN, PC 374		24	5	17%	29
CDC		17	12	41%	29
RENAISSANCE SENIOR LIVING	1	28			29
MAYO CLINIC JACKSONVILLE		4	25	86%	29
MINUTECLINIC LLC #4449		27	2	7%	29
INTERIM HEALTHCARE OF NORTHWEST FLORIDA INC		27	2	7%	29
CAPE CORAL HOSPITAL ABG LABORATORY		16	13	45%	29

COVID-19: testing by laboratory

Data through May 6, 2021 verified as of May 7, 2021 at 09:25 AM

Data in this report are provisional and subject to change.

The numbers in the table below represent the number of Florida and non-Florida residents for whom test results were received by the Department of Health. A person can be tested by more than one laboratory and can have both positive and negative results. **Therefore, the sum of the numbers in each column will be larger than the total number of people tested.**

Reporting lab	Inconclusive	Negative	Positive	Percent positive	Total
NEMOURS CHILDRENS CLINIC		22	7	24%	29
TOTTENVILLE CIRCLE URGENT CARE		29			29
SUMMERGATE PHARMACY		27	2	7%	29
BIG BEND HOSPICE INC		29			29
VISTACARE PHARMACY I		24	5	17%	29
UNIVERSITY OF ILLINOIS VETERINARY DIAG	1	27	1	3%	29
BROOKWOOD BAPTIST MEDICAL CENTER		28	1	3%	29
GRAND VILLA OF SARASOTA		28	1	3%	29
BROOKDALE UNIVERSITY HOSPITAL		27	2	7%	29
COMPREHENSIVE CHILDCARE		23	6	21%	29
PINELLAS 1 HOME HEALTH CARE CORP		28	1	3%	29
PRO HEALTH HARMONY		29			29
UCLA HEALTHCARE CLINICAL LABS		23	6	21%	29
ADVANCED HEALTHCARE ASSOCIATES		25	4	14%	29
UNIV OF ROCHESTER-STRONG MEMORIAL HOSP		28	1	3%	29
HOPE HEALTHCARE		28	1	3%	29
PALM GARDEN OF JACKSONVILLE		27	2	7%	29
MARION PEDIATRICS PA		21	7	25%	28
FAMILY CARE PARTNERS		18	10	36%	28
VASSAR BROTHERS MEDICAL CENTER LABORATORY		26	2	7%	28
Cleveland Clinic Laboratories		4	24	86%	28
EMORY CRAWFORD LONG HOSPITAL LABORATOR		25	3	11%	28
HOWARD BEACH URGENT CARE		26	2	7%	28
ADVENT HEALTH MEDICAL GROUP FAMILY AND INTERNAL MEDICINE AT AVALON PAR		25	3	11%	28
ECC PEDIATRICS		28			28
WELLMED AT BRANDON REGIONAL		20	8	29%	28
ORANGE PEDIATRICS			28	100%	28
SHORE MEMORIAL HOSPITAL		25	3	11%	28
1 TOUCH TOTALCARE SOLUTIONS		25	3	11%	28
CVA MINUTE CLINIC DIAGNOSTIC OF VIRGINIA, LLC		27	1	4%	28
MEDEXPRESS URGENT CARE - BLOOMINGTON		23	5	18%	28
ST MARYS MEDICAL CENTER			28	100%	28
KEY PRIMARY CARE			28	100%	28
MONTEFIORE NEW ROCHELLE HOSPITAL		25	3	11%	28
ADVENT HEALTH MEDICAL GROUP- FAMILY MEDICINE AT DR. PHILIPS		23	5	18%	28
AEGIS MEDICAL GROUP, LLC		26	2	7%	28
MINUTE CLINIC DIAGNOSTIC OF TEXAS, LLC		25	3	11%	28
MARCO ISLAND MEDICAL CENTER		21	7	25%	28
URGENT CARE CENTER			28	100%	28
THE COMMONWEALTH OF MASSACHUSETTS		1	27	96%	28
PARK WEST MEDICAL CENTER		27	1	4%	28
LAKE PLACID HEALTH AND REHABILITATION		1	27	96%	28
PORT ST LUCIE HOSPITAL		25	3	11%	28
NATIONAL MENTOR HEALTHCARE LLC			28	100%	28
KIVA AT CANTERBURY, LLC		28			28
FIRST CHOICE PEDIATRICS LOOP		25	3	11%	28

COVID-19: testing by laboratory

Data through May 6, 2021 verified as of May 7, 2021 at 09:25 AM

Data in this report are provisional and subject to change.

The numbers in the table below represent the number of Florida and non-Florida residents for whom test results were received by the Department of Health. A person can be tested by more than one laboratory and can have both positive and negative results. **Therefore, the sum of the numbers in each column will be larger than the total number of people tested.**

Reporting lab	Inconclusive	Negative	Positive	Percent positive	Total
MINUTECLINIC DIAGNOSTIC OF NORTH CAROLINA PC		25	3	11%	28
EDEN AT CRESTVIEW		12	16	57%	28
ASTORIA HEALTH AND REHABILITATION CENTER		27	1	4%	28
BROOKDALE PHILLIPPI CREEK			28	100%	28
BROWARD HEALTH IMPERIAL POINT NURSING			28	100%	28
West Gate Village, LLC		28			28
UTAH DEPARTMENT OF HEALTH			28	100%	28
SUMMIT MEDICAL GROUP - 75 E NORTHFIELD		23	5	18%	28
EMORY BENNETT VETERANS NURSING HOME	1	26			27
MINUTECLINIC DIAGNOSTIC OF TN PC #6363		22	5	19%	27
COASTAL COMPLETE CARE		13	14	52%	27
MED & CO INVESTMENT LLC		25	2	7%	27
SUNCOAST LABS			27	100%	27
VICK STREET MANOR		27			27
ATRIA LADY LAKE		27			27
CANTON-POTSDAM HOSPITAL LABORATORY		26	1	4%	27
URGENT FAMILY CARE INC		24	3	11%	27
DIXIE COUNTY HEALTH DEPARTMENT		18	9	33%	27
COASTAL SKIN SURGERY AND DERMATOLOGY		19	8	30%	27
EXPRESS CARE OF BELLEVIEW		27			27
HUNT CLUB PEDIATRIC ASSOCIATES LLC		22	5	19%	27
Clearwater Center		13	14	52%	27
Summit Medical Group Westfield Lab		24	3	11%	27
BROOKDALE SOUTHPOINT			27	100%	27
PEPIN ACADEMIES-PASCO		26	1	4%	27
PREMIUM HEALTH CARE			27	100%	27
CARENOW - DOWNTOWN NORTH GULCH		25	2	7%	27
THE CLUB AT BOYNTON BEACH, LLC		25	2	7%	27
SARNO FAMILY PRACTICE		14	13	48%	27
EPIC REFERENCE LABS INC			27	100%	27
LEXINGTON PLACE SENIOR LIVING COMMUNITY		27			27
LAKELAND HILLS CENTER		19	8	30%	27
LOOP PEDIATRICS		22	5	19%	27
PHYSICIANS CARE		23	4	15%	27
HEALTHPARK MEDICAL CENTER ABG LAB		26	1	4%	27
FORT SANDERS REGIONAL LABORATORY		27			27
SPANISH RIVER HIGH SCHOOL ESE		23	4	15%	27
OPTIMAL CARE PEDIATRICS		8	19	70%	27
CVS NC7588POCT ASHEVILLE		23	4	15%	27
BOZEMAN HEALTH DEACONESS HOSPITAL		18	9	33%	27
BETHESDA HEALTH PHYSICIAN GROUP INC			27	100%	27
CVS NV3210POCT LAS VEGAS		24	3	11%	27
THE MINIER URGENT CARE		20	6	23%	26
ADIRONDACK MEDICAL CENTER		26			26
MINUTECLINIC DIAGNOSTIC OF NORTH		22	4	15%	26
GRADY HEALTH SYSTEM		26			26

COVID-19: testing by laboratory

Data through May 6, 2021 verified as of May 7, 2021 at 09:25 AM

Data in this report are provisional and subject to change.

The numbers in the table below represent the number of Florida and non-Florida residents for whom test results were received by the Department of Health. A person can be tested by more than one laboratory and can have both positive and negative results. **Therefore, the sum of the numbers in each column will be larger than the total number of people tested.**

Reporting lab	Inconclusive	Negative	Positive	Percent positive	Total
PALMETTO PEDIATRICS			26	100%	26
JUST FOR KIDS PEDIATRICS		5	21	81%	26
MINUTECLINIC DIAGNOSTIC OF TN PC #320		18	8	31%	26
MD BEAUTY LABS, PA		24	2	8%	26
NEW YORK METHODIST HOSPITAL		22	4	15%	26
PALM BEACH COUNTY FIRE RESCUE		24	2	8%	26
WAKULLA COUNTY HEALTH DEPARTMENT		12	14	54%	26
ADEPT INPATIENT MEDICAL SERVICES PC		26			26
DAYTONA BEACH OPC		23	3	12%	26
NORTHEAST GEORGIA MEDICAL CENTER		26			26
J AND J VISTAKON EMPLOYEE HEALTH CENTER		25	1	4%	26
EAST HILL MEDICAL GROUP		17	9	35%	26
EXPRESS FAMILY CARE LLC		11	15	58%	26
ARCPPOINT LABS OF FORT LAUDERDALE		25	1	4%	26
FLORIDA MEDICAL CLINIC - NEW TAMPA		21	5	19%	26
MAGNOLIA PEDIATRICS		4	22	85%	26
TREEHOUSE PEDIATRICS & FAMILY CARE		26			26
DELRAY BEACH FACIAL PLASTIC SURGERY		26			26
ABL MEDICAL CARE LLC			26	100%	26
NEWYORK-PRESBYTERIAN/ LAWRENCE HOSPITAL LABORATORY		23	3	12%	26
OAKTREE HEALTHCARE			26	100%	26
INNOVATIVE RESEARCH OF WEST FLORIDA		23	3	12%	26
ADVENTHEALTH MEDICAL GROUP PEDIATRIC & ADOLESCENT		25	1	4%	26
DALE MEDICAL CENTER		21	5	19%	26
USCG AIR STATION CLEARWATER CLINIC		25	1	4%	26
ADVENT HEALTH PARTIN SETTLEMENT HEALTH PARK		18	8	31%	26
PULMONARY SPECIALISTS OF THE PALM BEACHES		16	10	38%	26
CENTRAL FLORIDA PEDIATRIC URGENT CARE LLC		22	4	15%	26
RJ LEE GROUP	1	23	2	8%	26
LAKES DIALYSIS CENTER INC			26	100%	26
LOT HEALTH SERVICES	1	25			26
MONCRIEF ARMY HEALTH CLINIC			26	100%	26
DARDEN WELLNESS CENTER		23	3	12%	26
South Heritage Health and Rehab		25			25
OLIVE BRANCH HEALTH AND REHABILITATION CENTER			25	100%	25
THE WATERMARK AT VISTAWILLA		25			25
ENCOMPASS HOME HEALTH OF THE SOUTHEAST LLC		23	2	8%	25
DOC PAM PA		24	1	4%	25
MADWAR		19	6	24%	25
JOINT AMBULATORY CARE CENTER		25			25
ST. CLOUD HOSPITAL		20	5	20%	25
FINLAY C. LABORATORY		4	21	84%	25
URGENT CARE USA			25	100%	25
ADVENT HEALTH EXPRESS		9	16	64%	25
SOUTH FLORIDA DIALYSIS CENTER		8	17	68%	25
ASURANCE SCIENTIFIC LABORATORIES		24	1	4%	25

COVID-19: testing by laboratory

Data through May 6, 2021 verified as of May 7, 2021 at 09:25 AM

Data in this report are provisional and subject to change.

The numbers in the table below represent the number of Florida and non-Florida residents for whom test results were received by the Department of Health. A person can be tested by more than one laboratory and can have both positive and negative results. **Therefore, the sum of the numbers in each column will be larger than the total number of people tested.**

Reporting lab	Inconclusive	Negative	Positive	Percent positive	Total
CHARLOTTE CHD PORT CHARLOTTE		21	4	16%	25
TREASURE COAST URGENT CARE			25	100%	25
ADVENT HEALTH - LAKE MARY PEDIATRICS		16	9	36%	25
FEDERAL PRISON CAMP PENSACOLA			25	100%	25
VILLAGES REHABILITATION AND NURSING CENTER		24	1	4%	25
JUPITER MEDICAL CENTER		1	24	96%	25
PHYSICIANS STAT		3	22	88%	25
ST VINCENT'S EAST		23	2	8%	25
WESTPAC LABS		1	24	96%	25
SENIOR LIVING IV SUN CITY LLC		18	7	28%	25
GREEN GABLES ASSISTED LIVING FACILITY		25			25
ROSS MEDICAL GROUP			25	100%	25
UNIV OF NORTH ALABAMA HEALTH CENTER		22	3	12%	25
LAKE HOWARD HEIGHTS	1	21	3	12%	25
MORTON PLANT NORTH BAY HOSPITAL			25	100%	25
TOTAL ACCESS URGENT CARE		1	24	96%	25
CIMA MEDICAL CENTER		24	1	4%	25
SUNQUEST		3	22	88%	25
BAYFRONT HMA CONVENIENT CARE, LLC		2	23	92%	25
STATE LAB		3	22	88%	25
PALM BAY FAMILY PRACTICE		7	18	72%	25
STEWART MEDICAL GROUP INC			25	100%	25
MED PLUS FLORENCE		20	4	17%	24
Wesley Place on Honeysuckle		22	2	8%	24
EDWARD S BENNETT MD PLLC		24			24
LAKEWOOD RANCH MEDICAL CENTER CLINICAL LAB			24	100%	24
GILCHRIST COUNTY JAIL		22	2	8%	24
INTERVENTIONAL REHABILITATION OF SOUTH FLORIDA		16	8	33%	24
WELLNOW URGENT CARE		23	1	4%	24
LIFELINK TISSUE BANK D/B/A LIFELINK TISSUE BANK		20	4	17%	24
WESTMINSTER WOODS ON JULINGTON CREEK		22	2	8%	24
MAITLAND PRIMARY CARE		9	15	63%	24
WALGREENS #04618		21	3	13%	24
CL BRUMBACK PRIMARY CARE CLINIC LANTANA		2	22	92%	24
FLORENCE J HUNT STUDENT WELLNESS CENTER - HEALTH SERVICES (ABBOTT)		24			24
PRIME CARE ONE LLC/HARBORCHASE OF VENICE			24	100%	24
HEALTH MED CENTERS		24			24
LAKE NONA MEDICAL SERVICES		16	8	33%	24
FORT PIERCE FAMILY CARE INC		18	6	25%	24
ROWLETT MIDDLE ACADEMY		22	2	8%	24
INTERNAL MEDICINE LIPID AND WELLNESS PRACTICE		10	14	58%	24
MEDEXPRESS URGENT CARE - SEMINOLE SQUA		22	2	8%	24
NOVANT HEALTH		18	6	25%	24
HENNEPIN COUNTY MEDICAL CENTER (HCMC)		13	11	46%	24
AVENTIS BIO-SERVICES CTL		24			24
PALM BEACH GARDENS MEDICAL CENTER			24	100%	24

COVID-19: testing by laboratory

Data through May 6, 2021 verified as of May 7, 2021 at 09:25 AM

Data in this report are provisional and subject to change.

The numbers in the table below represent the number of Florida and non-Florida residents for whom test results were received by the Department of Health. A person can be tested by more than one laboratory and can have both positive and negative results. **Therefore, the sum of the numbers in each column will be larger than the total number of people tested.**

Reporting lab	Inconclusive	Negative	Positive	Percent positive	Total
THE CHAPPEL GROUP RESEARCH		24			24
SOUTH NASSAU COMMUNITIES HOSPITAL		20	4	17%	24
TIMBERLANE LODGE ALF	1	16	7	29%	24
UAH STUDENT HEALTH CENTER		17	7	29%	24
HERITAGE OAKS ASSISTED LIVING & MEMORY CARE		20	4	17%	24
CSH LAKE ORIENTA LP		24			24
A PLUS FAMILY URGENT CARE			24	100%	24
SENIOR HEALTH OF WINTER PARK DUNDEE		24			24
LABORATORY DYNAMICS		20	4	17%	24
DOCTORS MEDICAL CENTER OF WALTON COUNTY CLINIC			24	100%	24
ADVANCED URGENT CARE CENTER		7	17	71%	24
COURTYARDS OF ORLANDO		24			24
PALMS MEDICAL GROUP - LAKE CITY WEST		3	21	88%	24
ST ELIZABETH MEDICAL CENTER LABORATORY		21	3	13%	24
MINUTECLINIC, LLC, #4160		20	4	17%	24
CareATC - 15th Street Clinic			24	100%	24
PHYSICIANS PRIMARY CARE OF SW FLORIDA PL		24			24
RAINBOW PEDIATRIC CENTER		2	22	92%	24
SARASOTA MEMORIAL NURSING & REHABILITATION CTR		24			24
SONATA BOYNTON BEACH		21	3	13%	24
PACIFICA SENIOR LIVING FORT MYERS		15	9	38%	24
MINUTECLINIC MINUTECLINIC #8746		23	1	4%	24
ATRIA AT ST JOSEPHS		24			24
GLEN COVE HOSPITAL		24			24
MID FLORIDA PATHOLOGY LLC		23	1	4%	24
ALAN SERURE MD		24			24
MINUTECLINIC DIAGNOSTIC OF SC, LLC #2		20	4	17%	24
MADISON COUNTY MEMORIAL HOSP		12	12	50%	24
TARPON BAYOU CENTER			24	100%	24
CORE LABORATORY		1	22	96%	23
FLUSHING HOSPITAL MEDICAL CENTER		19	4	17%	23
CITY OF CLEARWATER EMPLOYEE HEALTH CENTER		12	11	48%	23
KIDS CARE PEDIATRICS PA			23	100%	23
CITY OF SANFORD EMPLOYEE HEALTH AND		22	1	4%	23
PULSE MEDICAL GROUP INC			23	100%	23
EGL GENETIC DIAGNOSTICS		1	22	96%	23
APOLLO SURGERY CENTER		21	2	9%	23
49D2045214PHYSICIAN OFFICE WAIVER MEDEXPRESS URGENT CARE - HARRISONBU		14	9	39%	23
TRINITY MEDICAL ASSOCIATES LLC			23	100%	23
ERIC C MARSHAL MD, PC DBA MINUTECLINIC		22	1	4%	23
COMMONWEALTH OF MASSACHUSETTS			23	100%	23
TREEHOUSE PEDIATRICS		19	4	17%	23
MIAMI BEACH MEDICAL GROUP			23	100%	23
COASTAL FAMILY PRACTICE		15	8	35%	23
NEW JERSEY		22	1	4%	23
NOBLE SENIOR LIVING		3	20	87%	23

COVID-19: testing by laboratory

Data through May 6, 2021 verified as of May 7, 2021 at 09:25 AM

Data in this report are provisional and subject to change.

The numbers in the table below represent the number of Florida and non-Florida residents for whom test results were received by the Department of Health. A person can be tested by more than one laboratory and can have both positive and negative results. **Therefore, the sum of the numbers in each column will be larger than the total number of people tested.**

Reporting lab	Inconclusive	Negative	Positive	Percent positive	Total
UNIVERSITY HILLS HEALTH AND REHABILITATION CENTER		18	5	22%	23
ORANGE PARK PEDIATRIC ASSOCIATES		10	13	57%	23
PRIMECARE AT PORT ORANGE		4	19	83%	23
MINUTE-CLINIC DIAGNOSTIC OF VIRGINIA		19	4	17%	23
NORTHWEST FLORIDA COMMUNITY HOSPITAL 3RD FLOOR		21	2	9%	23
CARESPOT		2	21	91%	23
OMEGA LABORATORIES		19	4	17%	23
FAST PACE MEDICAL CLINIC PLLC		21	2	9%	23
Sovereign Laboratory Services, LLC		20	3	13%	23
NEW YORK PRESBYTERIAN - ALLEN HOSPITAL		23			23
BAYFRONT FAMILY HEALTH CENTER		3	20	87%	23
BARTON FAMILY PRACTICE		12	11	48%	23
BAYCARE MEDICAL GROUP INC			23	100%	23
CONNECTDX		8	15	65%	23
GAMMA DIAGNOSTIC LAB LLC			23	100%	23
WELLMED AT LAKE COPELAND		17	6	26%	23
UF HEALTH NORTH JACKSONVILLE			23	100%	23
MARQUES PEDIATRICS			23	100%	23
REGENEXX TAMPA BAY		20	3	13%	23
ESOTERIX GENETIC LABORATORIES		17	6	26%	23
WUESTHOFF MEDICAL CENTER-MELBOURNE			23	100%	23
Z UROLOGY		22	1	4%	23
WOODHOUSE INC		17	6	26%	23
LAKEVIEW HEALTH CARE SYSTEMS		9	14	61%	23
ISLAND COAST PEDIATRICS PA		22	1	4%	23
GLEN OAKS URGENT CARE		20	2	9%	22
CVS MINUTE CLINIC DIAGNOSTIC OF TN #6044		20	2	9%	22
FLORIDA PEDIATRICS		6	16	73%	22
MINUTECLINIC DIAGNOSTICS MEDICAL GROUP		21	1	5%	22
BROOKDALE WEST BOYNTON BEACH		22			22
TEN HEALTHCARE		6	16	73%	22
ST VINCENT'S URGENT CARE		19	3	14%	22
YUSRA MEDICAL ASSOCIATES PA		16	6	27%	22
THE VILLAGES HEALTH		12	10	45%	22
MORNINGSIDE MANOR & VILLA ADULT CARE C		22			22
JOHNS HOPKINS MEDICAL LABORATORIES		1	21	95%	22
MARATHON HEALTH FOR LIFE		19	3	14%	22
ROCKLEDEGE REGIONAL MEDICAL CENTER		17	5	23%	22
NAVAL MEDICAL CENTER SAN DIEGO	1		21	95%	22
PEDIATRIC ASSOCIATES PA		17	5	23%	22
FLORIDA HOSPITAL LABS		12	10	45%	22
DIACARTA INC.		22			22
SOUTH CAROLINA DEPARTMENT OF HEALTH			22	100%	22
OHIO CVS STORES, LLC DBA		19	3	14%	22
KELLY'S ASSISTED LIVING FACILITY		22			22
GUARDANT HEALTH		16	6	27%	22

COVID-19: testing by laboratory

Data through May 6, 2021 verified as of May 7, 2021 at 09:25 AM

Data in this report are provisional and subject to change.

The numbers in the table below represent the number of Florida and non-Florida residents for whom test results were received by the Department of Health. A person can be tested by more than one laboratory and can have both positive and negative results. **Therefore, the sum of the numbers in each column will be larger than the total number of people tested.**

Reporting lab	Inconclusive	Negative	Positive	Percent positive	Total
MINUTECLINIC DIAGNOSTIC OF TEXAS LLC		20	2	9%	22
OHSU MOLECULAR MICROBIOLOGY LAB		21	1	5%	22
ELAN SPANISH SPRINGS		4	18	82%	22
SEAGRASS VILLAGE			22	100%	22
MINUTECLINIC DIAGNOSTIC PA		19	3	14%	22
MOBILE DIVISION LABORATORY		7	15	68%	22
ROBINSON FAMILY CLINIC PA		12	10	45%	22
OCEANSIDE URGENT CARE		22			22
MINUTECLINIC, LLC #1586		15	7	32%	22
MEDI STATION			22	100%	22
GENTIVA HEALTH SERVICES		20	2	9%	22
OWL NOW URGENT CARE		11	11	50%	22
MEDEXPRESS URGENT CARE - TIMBERLAKE		19	3	14%	22
SOLE HEALTH LLC		22			22
GRAND VILLA OF PALM COAST		22			22
BASSETTI & ASSOCIATES, MD, PA			22	100%	22
CVS NC4165POCT BREVARD		14	8	36%	22
PRIMARY CARE SPECIALISTS OF ORLANDO LLC		17	5	23%	22
FAMILY AND AFTER HOURS CARE		22			22
ORANGE REGIONAL MEDICAL CENTER LABORATORY		17	5	23%	22
EBEIDS MD PEDIATRICS		19	3	14%	22
HARTFORD HOSPITAL ANCILLARY LAB		17	5	23%	22
THRIF-T DRUGS INC		20	2	9%	22
TEXAS DEPARTMENT OF STATE HEALTH SERVICES		3	19	86%	22
MORRIS PARK URGENT CARE		19	3	14%	22
ADVENTHEALTH MEDICAL GROUP	1	14	6	29%	21
GOOD SAMARITAN MEDICAL CENTER			21	100%	21
SOMA MEDICAL CENTER, PA #4 FLORIDA MANGO		1	20	95%	21
WACO HHSSURGEWACO	1	17	3	14%	21
MINUTECLINIC DIAGNOSTIC OF RHODE ISLAND, LLC #590		20	1	5%	21
ADVENTHEALTH MEDICAL GROUP PEDIATRICS AT		4	17	81%	21
RHODE ISLAND DEPARTMENT OF HEALTH			21	100%	21
SELECT PHYSICIANS ALLIANCE		21			21
NONA PEDIATRIC CENTER		15	6	29%	21
ST JUDE CHILDRENS RESEARCH HOSPITAL		21			21
ESTATES MEDICAL CENTER		12	9	43%	21
INTERNATIONAL MEDICAL LABORATORY INC		21			21
POINT OF CARE CLINICS PRIMARY CARE		20	1	5%	21
ROCKLEDGE FAMILY HEALTH			21	100%	21
GOOD SAMARITAN SOCIETY OF DAYTONA		16	5	24%	21
COLUMBIA MEMORIAL HOSPITAL		21			21
CLINICAL PATHOLOGY LABORATORIES SOUTHEAST			21	100%	21
ADVENT HEALTH - KISSIMMEE		6	15	71%	21
UPMC CHAUTAUQUA AT WCA LABORATORY		20	1	5%	21
GRACE WELLNESS CENTER		8	13	62%	21
SHELBY BAPTIST MEDICAL CENTER		16	5	24%	21

COVID-19: testing by laboratory

Data through May 6, 2021 verified as of May 7, 2021 at 09:25 AM

Data in this report are provisional and subject to change.

The numbers in the table below represent the number of Florida and non-Florida residents for whom test results were received by the Department of Health. A person can be tested by more than one laboratory and can have both positive and negative results. **Therefore, the sum of the numbers in each column will be larger than the total number of people tested.**

Reporting lab	Inconclusive	Negative	Positive	Percent positive	Total
CARENOW URGENT CARE-BRENTWOOD		15	6	29%	21
PRIMECARE OF DOTHAN-DALEVILLE CLINIC		16	5	24%	21
HARLEM HOSPITAL CENTER		20	1	5%	21
ST ANTHONY'S HOSP PATIENT CARE SERVICE			21	100%	21
MINUTE CLINIC DIAGNOSTIC OF TN PC #64		20	1	5%	21
CLEVELAND CLINIC FLORIDA		1	20	95%	21
CVS MINUTE CLINIC DIAGNOSTIC OF TEXAS LLC		17	4	19%	21
JEFFERSON K-12, A SOMERSET SCHOOL- CLINIC		17	4	19%	21
HELIX DIAGNOSTICS			21	100%	21
ARDEN COURTS OF WINTER SPRINGS		18	3	14%	21
HEALTHY MINORS, LLC.		20	1	5%	21
BIOREFERENCE LABORATORIES		8	13	62%	21
Citymd Of Lacey		18	3	14%	21
TENNESSEE DEPARTMENT OF HEALTH		15	6	29%	21
MINUTECLINIC, LLC #4507		19	2	10%	21
WINTER PARK FAMILY PRACTICE LLC		17	4	19%	21
BAY PEDIATRICS PA		18	2	10%	20
CVS HEALTH, #3396		18	2	10%	20
PROFESSIONAL PARK PEDIATRICS PA			20	100%	20
BROOKDALE MANDARIN CENTRAL		7	13	65%	20
ST CATHERINE OF SIENA HOSPITAL		18	2	10%	20
Floral Health and Rehabilitation, LLC		19	1	5%	20
COMMUNITY HOME HEALTH CARE		20			20
DEPT OF VA MEDICAL CENTER - BAY PINES			20	100%	20
PICHARDO CLINIC, THE		18	2	10%	20
FORT WALTON BEACH DEVELOPMENTAL CENTER		19	1	5%	20
ORLANDO FAMILY PHYSICIANS INC		14	6	30%	20
CARESPOT OF NOCATEE		1	19	95%	20
MEDICAL EXPRESS CORP		18	2	10%	20
MINUTECLINIC DIAGNOSTIC OF TN PC #566		16	4	20%	20
REDITUS LABORATORIES			20	100%	20
ANYTIME LAB, LLC		18	2	10%	20
MC DIAGNOSTIC OF CONNECTICUT, PC #1960		20			20
REGENCY SQUARE MALL - SEARS		4	16	80%	20
FAMILY CARE CYPRESS CREEK		1	19	95%	20
THE CANOPY AT HARPER LAKE	1		19	95%	20
AUBURN COMMUNITY HOSPITAL		18	2	10%	20
SHIELDT3 LLC		20			20
WINSHIPS PHARMACY INC		20			20
MCWHORTER SCHOOL OF PHARMACY		20			20
ODYSSEY HEALTHCARE OF MARION COUNTY, LLC		19	1	5%	20
MC DIAGNOSTIC OF CONNECTICUT, PC #775		19	1	5%	20
TGH MEDICAL GROUP LABORATORY CARROLLWOOD			20	100%	20
PRIMARY CARE MEDICINE	1	13	6	30%	20
NORTHSIDE HOSPITAL DULUTH		17	3	15%	20
FIRST CHOICE PEDIATRICS WINTER SPRINGS		15	5	25%	20

COVID-19: testing by laboratory

Data through May 6, 2021 verified as of May 7, 2021 at 09:25 AM

Data in this report are provisional and subject to change.

The numbers in the table below represent the number of Florida and non-Florida residents for whom test results were received by the Department of Health. A person can be tested by more than one laboratory and can have both positive and negative results. **Therefore, the sum of the numbers in each column will be larger than the total number of people tested.**

Reporting lab	Inconclusive	Negative	Positive	Percent positive	Total
LAKE WORTH MANOR		19	1	5%	20
ADVENTIST HEALTH SYSTEM		16	4	20%	20
BROWNE MEDICAL		18	2	10%	20
COMMUNITY CARE CENTER		19	1	5%	20
STATEN ISLAND UNIVERSITY HOSPITAL		19	1	5%	20
MINUTECLINIC DIAGNOSTIC OF MICHIGAN PC		19	1	5%	20
BEST MEDICAL CENTER		11	9	45%	20
KIDSWOOD PEDIATRICS CORP		6	14	70%	20
VIERA FAMILY MEDICINE AND WELLNESS		16	4	20%	20
BAPTIST MEDICAL GRP URGENT CARE & OCC HEALTH AIRPO		20			20
URGENT TEAM		17	3	15%	20
MINUTE CLINIC		2	18	90%	20
MEDI PARTNERS OF S FLORIDA LLC		20			20
PONCE PLAZA NURSING & REHAB CENTER		4	16	80%	20
CONSOLIDATED LAB SERVICES		10	10	50%	20
BAYVIEW MEDICAL		19			19
FLORIDA HOSPITAL WINTER GARDEN		15	4	21%	19
VALLEY IMMEDIATE CARE		16	3	16%	19
MONROE COUNTY DETENTION CENTER			19	100%	19
AURORA UNIVERSITY WELLNESS CENTER		19			19
TGH URGENT CARE - WESTCHASE			19	100%	19
UM MILLER SCHOOL OF MEDICINE			19	100%	19
FOX FAMILY PRACTICE		19			19
JACKSON NORTH MEDICAL CENTER		2	17	89%	19
FLORIDA COMMUNITY HEALTH CENTER OF ST. LUCIE		1	18	95%	19
CARESPOT EXPRESS HEALTHCARE			19	100%	19
BAY COUNTY HEALTH DEPARTMENT		14	5	26%	19
CARE POINT HEALTH & WELLNESS CENTER		19			19
ANYLABTESTNOW		6	13	68%	19
URGENT CARE & FAMILY PRACTICE CENTER			19	100%	19
STAT MEDICAL CLINIC III INC		13	6	32%	19
CVS MINUTE CLINIC DIAGNOSTIC OF TEXAS, LLC		15	4	21%	19
ROBERT WOOD JOHNSON UNIVERSITY HOSP		17	2	11%	19
NANO HEALTH ASSOCIATES LLC		19			19
INTEGRATED FAMILY MEDICAL CENTER			19	100%	19
CLERMONT ADVENTHEALTH CENTRA CARE		1	18	95%	19
CITY OF LAKE MARY EMPLOYEE HEALTH CENTER		16	3	16%	19
CVS PHARMACY		1	18	95%	19
BRIDGEWAY HEALTH CLINICS INC			19	100%	19
CAREHERE- LCS LEESBURG			19	100%	19
THE CLINIC PREMISE HEALTH		13	6	32%	19
SAVANNAH STATE UNIVERSITY, COUNSELING		19			19
CLINIC OF PEDIATRICS & GI MEDICINE INC		1	18	95%	19
ROYAL PALM MEDICAL GROUP, INC		19			19
MD PLUS URGENT CARE, LLC			19	100%	19
VALHALLA MEDICS		19			19

COVID-19: testing by laboratory

Data through May 6, 2021 verified as of May 7, 2021 at 09:25 AM

Data in this report are provisional and subject to change.

The numbers in the table below represent the number of Florida and non-Florida residents for whom test results were received by the Department of Health. A person can be tested by more than one laboratory and can have both positive and negative results. **Therefore, the sum of the numbers in each column will be larger than the total number of people tested.**

Reporting lab	Inconclusive	Negative	Positive	Percent positive	Total
MED HEALTH SERVICES		18	1	5%	19
LAB INTERMARKET FACILITY LAB		1	18	95%	19
MINUTECLINIC INCORPORATE, LLC		16	3	16%	19
SEVEN RIVERS REGIONAL MEDICAL CENTER		5	14	74%	19
NO NAME		8	11	58%	19
PRATTVILLE BAPTIST HOSPITAL		15	4	21%	19
MICHELLE S PAGE MD PA		18	1	5%	19
COLLEGE POINT URGENT CARE		16	3	16%	19
STONE WASH CLINICAL LABORATORIES		2	17	89%	19
ALL PEDIATRIC CARE			19	100%	19
MAIMONIDES MEDICAL CENTER		16	3	16%	19
ELTINGVILLE CIRCLE URGENT CARE		18	1	5%	19
LOVING CARE OF THE TREASURE COAST LLC	1	13	5	26%	19
EMERALD COAST HOSPICE - CRESTVIEW		19			19
ST. JUDES LABORATORIES		13	6	32%	19
ASHRAF MEDICAL GROUP PLLC DBA PULSE M		18	1	5%	19
MEDEXPRESS URGENT CARE, MOON TOWNSHIP		18	1	5%	19
ABC PEDIATRICS OF PORT ST LUCIE		17	2	11%	19
FRUITVILLE URGENT CARE			19	100%	19
CORNER OAK ESTATE LLC		19			19
OCEAN REEF MEDICAL CENTER, LLC			19	100%	19
BAPTIST MEMORIAL HEALTH CARE		17	2	11%	19
WELLSTAR COBB HOSPITAL		17	2	11%	19
INTEGRATED REGIONAL LABORATORIES - LARGO			19	100%	19
SONORA QUEST LABORATORIES			18	100%	18
AURORA DIAGNOSTICS		6	12	67%	18
OSCEOLA ALF OPERATOR, LLC DBA□		18			18
XPRESS WELLNESS URGENT CARE			18	100%	18
ADVENT HEALTH - WINTER HAVEN		8	10	56%	18
MC DIAGNOSTIC OF CONNECTICUT, PC #1966		18			18
MADISON CORE LABORATORIES		17	1	6%	18
CALLAWAY CLINIC		13	5	28%	18
CLEVELAND CLINIC			18	100%	18
MIRIMUS INC		1	17	94%	18
WALGREEN EASTERN CO, INC		18			18
Terrace of Jacksonville		3	15	83%	18
SANTA ROSA COUNTY JAIL - WELLPATH			18	100%	18
LEE MEMORIAL HEALTH SYSTEM D/B/A		16	2	11%	18
CVS MINUTE CLINIC DIAGNOSTIC MED GRP OF CA		18			18
HAWTHORNE INN OF LAKE LAND		18			18
AVALON FAMILY RESORT ASSISTED LIVING LLC		18			18
MONTEFIORE ST LUKE'S CORNWALL HOSPITAL		14	4	22%	18
107TH PLACE GROUP HOME		18			18
BERGEN NEW BRIDGE M		16	2	11%	18
BRONSON FIRE DEPARTMENT		18			18
DAVID LAWRENCE CENTER INC		16	2	11%	18

COVID-19: testing by laboratory

Data through May 6, 2021 verified as of May 7, 2021 at 09:25 AM

Data in this report are provisional and subject to change.

The numbers in the table below represent the number of Florida and non-Florida residents for whom test results were received by the Department of Health. A person can be tested by more than one laboratory and can have both positive and negative results. **Therefore, the sum of the numbers in each column will be larger than the total number of people tested.**

Reporting lab	Inconclusive	Negative	Positive	Percent positive	Total
CRANES VIEW LODGE			18	100%	18
MI CASA DORADA ASSISTED LIVING FACILIT		18			18
MINUTE CLINIC DIAGNOSTIC OF SOUTH CAROLINA		14	4	22%	18
URGENT CARE AT LONGWOOD			18	100%	18
FORT HAMILTON URGENT CARE		18			18
UC HEALTH UNIVERSITY HOSPITAL		15	3	17%	18
COVANCE CENTRAL LABORATORY		5	13	72%	18
MEDEXPRESS URGENT CARE - ROBINSON TWP, STEUBENVILLE PIKE		16	2	11%	18
BROOKDALE ST AUGUSTINE		1	17	94%	18
DR PHILLIPS MEDICAL WELLNESS CENTER		13	5	28%	18
CABOT RESERVE ON THE GREEN		18			18
PPD - IXLAYER		17	1	6%	18
MOORINGS PARK OAKSTONE AT GREY OAKS		17	1	6%	18
MEDLAB INC		18			18
ASCENSION ST VINCENT'S PRIMARY CARE		1	17	94%	18
TPCA CLINICAL LABORATORIES		15	3	17%	18
MARION COUNTY HEALTH DEPARTMENT		17	1	6%	18
CVS MINUTE CLINIC DIAGNOSTIC PA		13	5	28%	18
GENERAL INTERNAL MEDICINE MEDICAL CTR CLINIC		13	5	28%	18
TENDER CARE ALF		18			18
MINUTECLINIC, LLC, DBA MINUTECLINIC #6		16	2	11%	18
MINUTECLINIC #8699		14	4	22%	18
CVS MINUTE CLINIC DIAGNOSTIC OF WISCONSIN		18			18
JACKSON LABORATORY FOR GENOMIC MEDICIN		18			18
INTERMOUNTAIN CENTRAL LAB		1	17	94%	18
MEDEXPRESS URGENT CARE LEWISBURG		17	1	6%	18
IONA COLLEGE HEALTH & WELLNESS CENTER		18			18
INFEXIONSHIELD INC.		17			17
MARCO DRUGS AND COMPOUNDING		13	4	24%	17
BRYAN WHITFIELD MEMORIAL HOSPITAL		12	5	29%	17
GENOTOX LABORATORIES		14	3	18%	17
URGENT CARE WEST CLINIC		14	3	18%	17
UNIVERSITY OF ALABAMA - FUNGAL REFERENCE LABORATORY		12	5	29%	17
UNIVERSITY LAB			17	100%	17
SARASOTA MEDICAL CENTER		6	11	65%	17
DIEGO FALLON MD PA		6	11	65%	17
WELLINGTON FAMILY PRACTICE		13	4	24%	17
CARE NOW, INC		13	4	24%	17
MEDEXPRESS URGENT CARE - LAFAYETTE		16	1	6%	17
COAST MED URGENT CARE		16	1	6%	17
PARRISH HEALTH CENTER		14	3	18%	17
WELLSTAR NORTH FULTON HOSPITAL LABORAT		16	1	6%	17
ESTATES MEDICAL CENTER INC		4	13	76%	17
LEHIGH VALLEY HOSPITAL		3	14	82%	17
INN AT LAKE SEMINOLE SQUARE, THE		17			17
FLORIDA KEYS CONCIERGE MEDICINE, LLC		15	2	12%	17

COVID-19: testing by laboratory

Data through May 6, 2021 verified as of May 7, 2021 at 09:25 AM

Data in this report are provisional and subject to change.

The numbers in the table below represent the number of Florida and non-Florida residents for whom test results were received by the Department of Health. A person can be tested by more than one laboratory and can have both positive and negative results. **Therefore, the sum of the numbers in each column will be larger than the total number of people tested.**

Reporting lab	Inconclusive	Negative	Positive	Percent positive	Total
Atlanta VAMC		12	5	29%	17
ADVENT HEALTH - ZEPHYRHILLS			17	100%	17
GENETIC TECHNOLOGICAL INNOVATIONS			17	100%	17
EAR NOSE & THROAT ASSOCIATES OF MANATEE PA		17			17
STARLING AT NOCATEE			17	100%	17
BROOKDALE CROWN POINT			17	100%	17
MINUTE-CLINIC DIAGNOSTIC OF VIRGINIA, LLC #2003		14	3	18%	17
HEALTHCARE NOW			17	100%	17
LYNN KEEFE, MD PEDIATRICS		14	3	18%	17
PRIMARY CARE WALK IN CLINIC PLLC			17	100%	17
PALATKA VA CBOC		16	1	6%	17
CVS MINUTE CLINIC DIAGNOSTIC OF VIRGINIA		17			17
ALBIBI		1	16	94%	17
MINUTE CLINIC LLC #5733		17			17
BAY BREEZE HEALTH AND REHABILITATION CENTER		9	8	47%	17
BLOUNT MEMORIAL HOSPITAL		14	3	18%	17
YORKVILLE PEDIATRIC URGENT CARE		17			17
MASSACHUSETTS GENERAL HOSPITAL		1	16	94%	17
MINUTECLINIC DIAGNOSTIC OF TN PC #643		13	4	24%	17
SOMA MEDICAL CENTER PA			17	100%	17
COMPREHENSIVE CHILDCARE ASSOCIATES		9	8	47%	17
RIVERSIDE MEDICAL GROUP		16	1	6%	17
MINUTECLINIC DIAGNOSTIC OF TN PC #6415		13	4	24%	17
COMMUNITY HEALTH OF SOUTH FLORIDA INC			17	100%	17
NEMOURS CHILDREN'S URGENT			17	100%	17
RESOLVE MOLECULAR DIAGNOSTICS		13	4	24%	17
CVS NC2357POCT HUNTERSVILLE		15	2	12%	17
ST JOSEPH HOSPITAL		16	1	6%	17
MINUTECLINIC DIAGNOSTIC OF OKLAHOMA		14	3	18%	17
MEDEXPRESS URGENT CARE- MARYLAND		14	3	18%	17
NOVANT HEALTH GOHEALTH URGENT CARE-HARRISBURG		8	9	53%	17
KIMBERLY J HENDERSON MD PC		16	1	6%	17
URGENT CARE OF NEW YORK		16	1	6%	17
UVMMC MICROBIOLOGY		16	1	6%	17
MINUTECLINIC DIAGNOSTIC OF VIRGINIA, LLC #1416		15	1	6%	16
SUFFRIDGE DRIVE GROUP HOME		16			16
STATEN ISLAND UNIVERSITY HOSPITAL SEGUINE AVE		13	3	19%	16
JOSEPH MIGNOGNA		13	3	19%	16
FLORIDA MEDICAL ASSOCIATES LLC		9	7	44%	16
INTERNAL MEDICINE ASSOCIATES & SPECIALTIES INC		15	1	6%	16
SURGERY CENTER OF CORAL GABLES LLC,THE		12	4	25%	16
MORTON PLANT MEASE			16	100%	16
URGENT CARE CLINIC OF LINCOLN		14	2	13%	16
CULINARY INSTITUTE OF AMERICA STUDENT	3	13			16
MINUTECLINIC DIAGNOSTIC OF VIRGINIA		16			16
RICH STREET GROUP HOME		9	7	44%	16

COVID-19: testing by laboratory

Data through May 6, 2021 verified as of May 7, 2021 at 09:25 AM

Data in this report are provisional and subject to change.

The numbers in the table below represent the number of Florida and non-Florida residents for whom test results were received by the Department of Health. A person can be tested by more than one laboratory and can have both positive and negative results. **Therefore, the sum of the numbers in each column will be larger than the total number of people tested.**

Reporting lab	Inconclusive	Negative	Positive	Percent positive	Total
BONIFAY NURSING AND REHABILITATION CENTER			16	100%	16
MINUTECLINIC DIAG OF IND, LLC #6697		14	2	13%	16
MEDICINE AT LONGWOOD		16			16
MILLENNIUM PHYSICIAN GRP LLC NAPLES PINE RIDGE			16	100%	16
BVL PEDIATRICS		14	2	13%	16
PANAMA CITY VITAS HOSPICE		16			16
WALGREENS #06416		15	1	6%	16
TIFT REGIONAL HEALTH SYSTEM, INC		16			16
TMH FSU RAPID LABORATORY		2	14	88%	16
WALGREENS #07936		15	1	6%	16
Heartland Healthcare Center Boca Raton		2	14	88%	16
PROHEALTH CARE ASSOCIATES MOBILE		13	3	19%	16
KAILOS GENETICS INC		13	3	19%	16
PRESBYTERIAN MEDICAL SERVICES		16			16
NOVALIFE MEDSPA			16	100%	16
SRMC AVALON		9	7	44%	16
DAVITA DIALYSIS		4	12	75%	16
UNIVERSITY OF MIAMI MILLER SCHOOL			16	100%	16
ALL FLORIDA FAMILY & SPORTS MEDICINE		15	1	6%	16
ST JOSEPHS HOSP OF ATLANTA/CLINIC LAB		14	2	13%	16
MINNEOLA PLACE A HOMEBRIDGE COMMUNITY		16			16
TOXUSALABS DBA CONNECTDX LABS		13	3	19%	16
GOOD SAMARITAN SOCIETY		16			16
PRO HEALTH FAMILY PHYSICIANS, NYSTROM		16			16
PROMUS DIAGNOSTICS, LLC			16	100%	16
PROMEDICA LABORATORIES		11	5	31%	16
Lab MSMC Hialeah			16	100%	16
HUDSON VALLEY HOSPITAL CENTER LABORATORY		15	1	6%	16
LILY'S PROMISE AL#12775		16			16
INDIANA STATE DEPARTMENT OF HEALTH		1	15	94%	16
TINA'S ASSISTED LIVING FACILITY CORP		16			16
NORTHWEST FLORIDA ENT, PA		5	11	69%	16
ST AUGUSTINE PLANTATION		1	15	94%	16
CRUCIAL CARE		10	6	38%	16
OKEECHOBEE HEALTHCARE FACILITY			16	100%	16
XERA MED RESEARCH			16	100%	16
JS HEALTHCARE INC		16			16
LAKEVIEW HEALTH SYSTEMS			16	100%	16
FAST TRACK URGENT CARE CENTER - TYRONE			16	100%	16
HODGES CLUSTER		2	14	88%	16
KETAMINE HEALTH CENTERS AT BONITA SPRINGS, LLC		16			16
NORTHWEST FLORIDA SLEEP		1	15	94%	16
NORTHERN WESTCHESTER HOSPITAL LABORATORY		14	2	13%	16
CENTRAL JERSEY URGENT CARE OF EATONTOW		15	1	6%	16
HUNTINGTON URGENT CARE		15	1	6%	16
UNAVAILABLE/UNKNOWN/NO INFORMATION FOUND			16	100%	16

COVID-19: testing by laboratory

Data through May 6, 2021 verified as of May 7, 2021 at 09:25 AM

Data in this report are provisional and subject to change.

The numbers in the table below represent the number of Florida and non-Florida residents for whom test results were received by the Department of Health. A person can be tested by more than one laboratory and can have both positive and negative results. **Therefore, the sum of the numbers in each column will be larger than the total number of people tested.**

Reporting lab	Inconclusive	Negative	Positive	Percent positive	Total
HAVEN HOSPICE IN CHIEFLAND		9	6	40%	15
OAKMONTE VILLAGE OF DAVIE			15	100%	15
Astoria Health and Rehab		15			15
MINUTECLINIC DIAGNOSTIC OF TN, PC 6438		13	2	13%	15
MEDLAB ASSOCIATES LLC		15			15
GADSDEN REGIONAL MEDICAL CENTER		15			15
CVS TN2179POCT MURFREESBORO		14	1	7%	15
CARDIOTHORACIC SURGERY OF HYDE PARK			15	100%	15
SINAI HOSPITAL OF BALTIMORE		15			15
MINUTE CLINIC LLC #5706		13	2	13%	15
TELEVISIT MALABAR PEDIATRICS		5	10	67%	15
OPTIONS FOR SENIORS INC DBA PALM KREST MANOR		12	3	20%	15
NORTH COUNTRY FAMILY HEALTH CENTER INC		15			15
HEALTH MED HOME CARE, LLC		15			15
CARENOW URGENT CARE-DONELSON		12	3	20%	15
WESTERN NEW YORK IMMEDIATE MEDICAL CAR		13	2	13%	15
ALAN L MELOTEK MD		15			15
WELLMED AT PORT ST LUCIE WEST		10	5	33%	15
CVS TX8321POCT MCKINNEY		15			15
MONTEFIORE NYACK HOSPITAL AFFILIATED LABORATORY		13	2	13%	15
HIRAM COLLEGE HEALTH CENTER (ABBOTT)		13	2	13%	15
AJU GEORGE MD PA			15	100%	15
ST LUKES ROOSEVELT LABORATORY		12	3	20%	15
FLORIDA DEPARTMENT OF HEALTH IN HILLSBOROUGH COUNTY		1	14	93%	15
BROWARD MEDICAL AND URGENT CARE		15			15
BAPTIST PRIMARY CARE PONTE VEDRA		9	6	40%	15
MIAMI BEACH MEDICAL GROUP LLC			15	100%	15
OPIS ISLAND LAKE CENTER		13	2	13%	15
GNT ASSOCIATES		14	1	7%	15
MINUTE CLINIC DIAGNOSTIC MED GRP		14	1	7%	15
PREMIER LABORATORY SERVICES, LLC		5	10	67%	15
CVS GA2108POCT NORCROSS		12	3	20%	15
ORLANDO HEALTH		2	13	87%	15
BESSENT ROAD GROUP HOME		15			15
MINUTECLINIC DIAGNOSTIC OF GEORGIA, LL		12	3	20%	15
MEADOWCREST MOLECULAR DIAGNOSTICS, LLC			15	100%	15
INHEALTH LIFE SCIENCES		6	9	60%	15
CVS NY491POCT JACKSON HEIGHTS		15			15
VIGILINT HEALTHCARE		13	2	13%	15
MILTON 4707		15			15
VERO DIAGNOSTICS		14	1	7%	15
BAPTIST MEDICAL CENTER EAST		11	4	27%	15
CVS CA9715POCT THOUSAND OAKS		15			15
ATMORE NURSING CENTER		14	1	7%	15
SOMA MEDICAL CENTER, P.A.			15	100%	15
CVS MINUTE CLINIC DIAG OF IND, LLC #6549		14	1	7%	15

COVID-19: testing by laboratory

Data through May 6, 2021 verified as of May 7, 2021 at 09:25 AM

Data in this report are provisional and subject to change.

The numbers in the table below represent the number of Florida and non-Florida residents for whom test results were received by the Department of Health. A person can be tested by more than one laboratory and can have both positive and negative results. **Therefore, the sum of the numbers in each column will be larger than the total number of people tested.**

Reporting lab	Inconclusive	Negative	Positive	Percent positive	Total
WALK IN URGENT CARE			15	100%	15
FAMILY CARE CENTER OF ARLINGTON		10	5	33%	15
DELIVER MY MEDS CORP		15			15
HOLLEY-NAVARRE MEDICAL CLINIC		5	10	67%	15
CVS MINUTE CLINIC, LLC		13	2	13%	15
BROOKLYN HOSPITAL CENTER DOWNTOWN CAMPUS		15			15
CARENOW URGENT CARE-WEST END		10	5	33%	15
MEDI-DRUG INC		13	2	13%	15
DIATHERIX		13	2	13%	15
SKIN WELLNESS PHYSICIANS LLC		15			15
MINUTECLINIC DIAGNOSTIC OF RHODE ISLAND		12	3	20%	15
CUSTEAD CARE CENTER HAVEN HOSPICE		12	3	20%	15
LAKE CO SCHOOLS EMPLOYEE HEALTH & WELLNESS CENTER	1	11	3	20%	15
LONG ISLAND JEWISH VALLEY STREAM		14	1	7%	15
LAKE NONA MEDICAL SERVICE LLC		13	2	13%	15
PATHLINE			15	100%	15
PARROTT MEDICAL CLINIC			15	100%	15
EASTLAKE PEDIATRICS - TRINITY		15			15
MC DIAGNOSTIC OF CONNECTICUT PC #459		15			15
MC DIAGNOSTIC OF CONNECTICUT , PC # 3		13	2	13%	15
UNIVERSITY HOSPITAL UC HEALTH		11	4	27%	15
FAMILY CARE			15	100%	15
MC DIAGNOSTIC OF CONNECTICUT, PC # 257		14	1	7%	15
Crestwood Nursing Center		8	7	47%	15
ST JOSEPH WOMENS HOSPITAL			15	100%	15
ALASKA PUBLIC HEALTH LAB		1	13	93%	14
HAVEN HOSPICE			14	100%	14
ST CLOUD MEDICAL GROUP		12	2	14%	14
MEDEXPRESS URGENT CARE - PANTOPS		12	2	14%	14
SOUTHEASTERN UNIVERSITY INC		14			14
ACCESS HOME HEALTH OF FLORIDA LLC		14			14
RICHMOND UNIVERSITY MEDICAL CENTER		12	2	14%	14
MONTEFIORE MEDICAL CENTER LABORATORIES - WEILER		10	4	29%	14
TLC FAMILY CARE HOME INC		14			14
SUMMIT ATLANTIC SURGERY CENTER		14			14
MED TECH SERVICES OF PALM BEACH INC		14			14
PT&J REHAB - VILLAGE OF ROYAL PALM BEACH		12	2	14%	14
BELLEVUE HOSPITAL CENTER DEPARTMENT		14			14
CITY OF WEST PALM BEACH EMPLOYEE & FAMILY HEALTH		14			14
DOCTORS EXPRESS OF ST PETERSBURG		4	10	71%	14
IGENEX INC		14			14
SOUTHEASTERN LABORATORY			14	100%	14
RIVERSIDE COTTAGES AT THE SHORES, LLC			14	100%	14
CVS HEALTH MINUTE CLINIC		1	13	93%	14
EFFINGER HEALTH, PA		14			14
FG RAPID RESULTS LLC		8	6	43%	14

COVID-19: testing by laboratory

Data through May 6, 2021 verified as of May 7, 2021 at 09:25 AM

Data in this report are provisional and subject to change.

The numbers in the table below represent the number of Florida and non-Florida residents for whom test results were received by the Department of Health. A person can be tested by more than one laboratory and can have both positive and negative results. **Therefore, the sum of the numbers in each column will be larger than the total number of people tested.**

Reporting lab	Inconclusive	Negative	Positive	Percent positive	Total
Solaris Healthcare Pensacola			14	100%	14
HEALTHFIRST ADVENT HEALTH CENTRA CARE COCOA BEACH			14	100%	14
EPIPHANY HEALTH		8	6	43%	14
BOCA SIMON		2	12	86%	14
CVS NC187POCT CHARLOTTE		13	1	7%	14
DESOTO HEALTH AND REHAB LLC		9	5	36%	14
NORTHSIDE HOSPITAL FORSYTH		12	2	14%	14
BAPTIST HEALTH			14	100%	14
CVS TN5639POCT FARRAGUT		11	3	21%	14
MHHS All Lab Subsection		14			14
NIGHT OWL PEDIATRICS URGENT CARE			14	100%	14
MINUTECLINIC DIAGNOSTIC OF TN, PC 4992		14			14
NORTHWESTERN MEMORIAL HOSPITAL			14	100%	14
SUNCOAST COMMUNITY HEALTH CENTERS INC		4	10	71%	14
LUCID DIAGNOSTICS LABS			14	100%	14
TAPESTRY TALLAHASSEE WALDEN		14			14
DYNAMIC DNA LAB		1	13	93%	14
METHODIST MEDICAL CENTER		11	3	21%	14
FAMILY MEDICINE OF WESTON LLC		6	8	57%	14
UNIVERSITY HOSPITALS OF CLEVELAND		8	6	43%	14
PHELPS HOSPITAL LABORATORY		12	2	14%	14
SARASOTA - ROBERT L TAYLOR COMMUNITY CENTER		1	13	93%	14
HORIZON MEDICAL GROUP		12	2	14%	14
NEW YORK PRESBYTERIAN - LOWER MANHATTAN		14			14
The Evangelical Lutheran Good Samaritan Society		14			14
POLK CHD BARTOW		13	1	7%	14
QUEENS UNIVERSITY OF CHARLOTTE		14			14
ARNOT OGDEN MEDICAL CENTER LABORATORY		14			14
MADISON COUNTY HEALTH DEPARTMENT		7	7	50%	14
MEDEXPRESS URGENT CARE - BENTON HARBOR		14			14
FAMILY PRACTICE ON THE GO		6	8	57%	14
MINUTECLINIC, LLC, DBA MINUTECLINIC #2		12	2	14%	14
MELBOURNE FAMILY PRACTICE		12	2	14%	14
SIGMUND LABS LLC		14			14
DIAMOND SPEEDWAY DIALYSIS		1	13	93%	14
STEWARD MELBOURNE HOSPITAL, INC	1		13	93%	14
ADVICE FOR OPTIMAL WELLNESS		11	3	21%	14
MINUTECLINIC DIAGNOSTIC OF NEW MEXICO		14			14
MINUTE CLINIC OF KANSAS PA		8	6	43%	14
MINUTECLINIC DIAGNOSTIC OF NEW JERSEY, LLC # 7069		14			14
MINUTE-CLINIC DIAGNOSTIC OF VIRGINIA, LLC		14			14
MIRACLE ALF INC		14			14
Hackensack Umc Mountainside		13	1	7%	14
CVS TX7162POCT HOUSTON		14			14
LIFE'S SPECIAL MOMENTS INC		14			14
TALLAHASSEE PRIMARY CARE ASSOCIATES PA		12	2	14%	14

COVID-19: testing by laboratory

Data through May 6, 2021 verified as of May 7, 2021 at 09:25 AM

Data in this report are provisional and subject to change.

The numbers in the table below represent the number of Florida and non-Florida residents for whom test results were received by the Department of Health. A person can be tested by more than one laboratory and can have both positive and negative results. **Therefore, the sum of the numbers in each column will be larger than the total number of people tested.**

Reporting lab	Inconclusive	Negative	Positive	Percent positive	Total
SAMARITAN MEDICAL CENTER		13			13
St Joseph's Hospital & Medical Center		12	1	8%	13
MINUTECLINIC, LLC, MINUTECLINIC #7637		11	2	15%	13
MISSOURI DEPARTMENT OF HEALTH AND SENIOR SERVICES			13	100%	13
MINUTECLINIC, LLC #1492		13			13
CVS MINUTE CLINIC DIAGNOSTIC MED GRP OF SAN		11	2	15%	13
BENNETT PEDIATRICS		13			13
MINUTE CLINIC DIAGNOSTIC OF NORTH CAROLINA		12	1	8%	13
NORTHEAST PEDIATRICS			13	100%	13
MERCY MEDICAL CENTER		6	7	54%	13
VILLA OF KINGS AND QUEENS OF DELRAY		13			13
FLORIDA STATE HOSPITAL			13	100%	13
MEDLABS DIAGNOSTICS		11	2	15%	13
CAPE CORAL URGENT CARE		9	4	31%	13
MINUTECLINIC #788		11	2	15%	13
CLINICAL LABORATORY SERVICES			13	100%	13
MEDEXPRESS URGENT CARE - SALEM		9	4	31%	13
Sunnyside Care Center		13			13
MINUTE CLINIC LLC #1909		13			13
BROOKDALE DELAND			13	100%	13
CVS MINUTE CLINIC DIAGNOSTIC PA #3060		11	2	15%	13
MINUTECLINIC LLC (1435)		12	1	8%	13
URGENT MEDICAL CENTER INC		5	8	62%	13
MINUTECLINIC, DIAGNOSTIC OF TEXAS, LL		12	1	8%	13
MINUTE CLINIC LLC #2775		12	1	8%	13
MINUTECLINIC DIAGNOSTIC OF TN PC #386		12	1	8%	13
RDX BIOSCIENCE INC		10	3	23%	13
WALGREENS #04176		10	3	23%	13
CORONA NYC LAB		12	1	8%	13
ACM MEDICAL LABORATORY ALLIANCE		10	3	23%	13
MINUTECLINIC MINUTECLINIC #8505		11	2	15%	13
ST CLOUD COMPOUNDING PHARMACY & WELLNESS CENTER		12	1	8%	13
BARRANCO CLINIC,THE	3	9	1	8%	13
WANTAGH URGENT CARE		10	3	23%	13
WORLD WRESTLING ENTERTAINMENT			13	100%	13
AFC URGENT CARE - CEDAR GROVE		11	2	15%	13
PARKWEST MEDICAL CENTER		11	2	15%	13
MINUTECLINIC, LLC #244		12	1	8%	13
VA Primary Care Clinic at Meharry		12	1	8%	13
MEDEXPRESS URGENT CARE MONACA		13			13
COMPASS URGENT CARE		8	5	38%	13
Signature Healthcare of Savannah		13			13
SOUTHEAST FAMILY HEALTHCARE CENTER			13	100%	13
MINUTE CLINIC DIAGNOSTIC OF SC, LLC #42		12	1	8%	13
GLENBROOKE AT PALM BAY			13	100%	13
CROSS CARE CENTER			13	100%	13

COVID-19: testing by laboratory

Data through May 6, 2021 verified as of May 7, 2021 at 09:25 AM

Data in this report are provisional and subject to change.

The numbers in the table below represent the number of Florida and non-Florida residents for whom test results were received by the Department of Health. A person can be tested by more than one laboratory and can have both positive and negative results. **Therefore, the sum of the numbers in each column will be larger than the total number of people tested.**

Reporting lab	Inconclusive	Negative	Positive	Percent positive	Total
IN-OFFICE LAB		12	1	8%	13
MINUTECLINIC DIAGNOSTIC OF ILLINOIS LL		11	2	15%	13
SHELBY COUNTY HEALTH CARE CORPORATION		10	3	23%	13
VALDOSTA FAMILY MEDICINE		1	12	92%	13
NATIONAL GENETICS INST LABCORP		4	9	69%	13
BRIDGE DIAGNOSTICS			13	100%	13
MINUTECLINIC, LLC, DBA MINUTECLINIC #6106		11	2	15%	13
ROCKLEDGE		3	10	77%	13
CORAL LANDING ASSISTED LIVING		11	2	15%	13
CLEVELAND TENNESSEE HOSPITAL COMPANY		11	2	15%	13
MY WELLNESS EXPRESS			13	100%	13
GULF COAST MEDICAL GROUP		5	8	62%	13
CONSULATE HEALTH CARE OF PENSACOLA			13	100%	13
MINUTECLINIC DIAGNOSTIC OF NORTH CAROLINA, PC		12	1	8%	13
SANDGATE GARDENS REHAB & NURSING CENTER		3	10	77%	13
ESCAMBIA COMMUNITY CLINIC		2	11	85%	13
EAR NOSE AND THROAT ASSOCIATES OF MANATEE, P.A.		10	3	23%	13
MEDEXPRESS URGENT CARE - CHRISTIANBURG		9	4	31%	13
ORCHID COVE		3	10	77%	13
CAN COMMUNITY HEALTH, INC		11	2	15%	13
HARBOR CHASE OF JACKSONVILLE			13	100%	13
RED MOUNTAIN DIAGNOSTICS		13			13
LAKELAND REGIONAL HEALTH GRASSLANDS		12	1	8%	13
PHASE2 LABS	2	9	2	15%	13
CVS MINUTE CLINIC DIAGNOSTIC OF TN #3293		12	1	8%	13
MINUTECLINIC LLC # 3401		13			13
SOMA MEDICAL CENTER PA #4			13	100%	13
MEYER PEDIATRICS CHTD		11	2	15%	13
ORMOND MEDICAL ARTS		3	10	77%	13
AVENTURA HOSPITAL AND MEDICAL CENTER			13	100%	13
MAINSTREET FAMILY SELECT		1	12	92%	13
DEVEREUX FLORIDA CHILDRENS CENTER			13	100%	13
MOODY MANOR		13			13
MINUTE CLINIC, LLC #4650		11	2	15%	13
MINUTE CLINIC LLC #6765		13			13
FYZAMEDICAL, LLC		9	4	31%	13
CVS HEALTH, #2043		13			13
MEDEXPRESS URGENT CARE-LATROBE		12	1	8%	13
THE PLAZA AT PARKSQUARE		13			13
AVALON MEDICAL WALK IN CLINIC			13	100%	13
LANE PEDIATRICS PA		1	12	92%	13
ALL 4 KIDZ PEDIATRICS		9	4	31%	13
MEDEXPRESS URGENT CARE-ALTOONA		11	2	15%	13
CASS'S MOBILE HEALTH SERVICES		11	1	8%	12
LIFE CARE OF PORT SAINT LUCIE		3	9	75%	12
CVS MINUTE CLINIC, LLC #22		11	1	8%	12

COVID-19: testing by laboratory

Data through May 6, 2021 verified as of May 7, 2021 at 09:25 AM

Data in this report are provisional and subject to change.

The numbers in the table below represent the number of Florida and non-Florida residents for whom test results were received by the Department of Health. A person can be tested by more than one laboratory and can have both positive and negative results. **Therefore, the sum of the numbers in each column will be larger than the total number of people tested.**

Reporting lab	Inconclusive	Negative	Positive	Percent positive	Total
TRANSPLANT GENOMICS INC (EUROFINS)		12			12
PANCARE HEALTH - WEWA ELEMENTARY			12	100%	12
ADVENTHEALTH MEDICAL GROUP CARE CLINIC AT		8	4	33%	12
ORLANDO FAMILY MEDICAL INC		12			12
MEDEXPRESS URGENT CARE - FORT WORTH S		10	2	17%	12
MINUTECLINIC DIAGNOSTIC OF VIRGINIA, LLC #255		12			12
BAYONET POINT HOSPITAL			12	100%	12
WOODLAND TOWERS		6	6	50%	12
NAPLES GREEN VILLAGE		12			12
JOHN W NORRIS III MD PA	1		11	92%	12
ST. PETERSBURG PEDIATRICS			12	100%	12
PUTNAM COUNTY HEALTH DEPARTMENT		12			12
VITALANT		1	11	92%	12
DYNAMIC HEALTH CENTERS INC		8	4	33%	12
ADVENTIST HEALTH SYSTEM FLORIDA DEPT OF HEALTH		7	5	42%	12
BRITO MEDICAL CENTER		10	2	17%	12
FAMILY MEDICINE AT HUNTERS CREEK		12			12
GENESIS		8	4	33%	12
MINUTECLINIC DIANOSTIC OF VIRGINA, LL		11	1	8%	12
GULF COAST REGIONAL BLOOD CENTER			12	100%	12
LEON CHD		12			12
FHCP-PORT ORANGE		3	9	75%	12
QHG OF ENTERPRISE INC (DBA MEDICAL CTR		12			12
URGENT TEAM MANAGEMENT OF TENNESSEE		10	2	17%	12
OPTUM PRIMARY CARE		2	10	83%	12
CULVER-STOCKTON COLLEGE		10	2	17%	12
SUWANNEE COUNTY JAIL		11	1	8%	12
Westchester General Hospital			12	100%	12
CVS MINUTE CLINIC DIAGNOSTIC OF TEXAS,LLC		10	2	17%	12
FAMILY MEDICINE AT LONGWOOD			12	100%	12
MEDEXPRESS URGENT CARE - MAPLE DRIVE		11	1	8%	12
BROWARD DIALYSIS			12	100%	12
FLORIDA DEPT OF HEALTH		4	8	67%	12
COLLIER HMA PHYSICIAN MANAGEMENT, LLC		2	10	83%	12
RUSSELL MEDICAL CENTER		11	1	8%	12
APPLE DIAGNOSTICS LAB		5	7	58%	12
VILLA HEALTH NH LLC		10	2	17%	12
Highland Pines Health and Rehab		11	1	8%	12
MEDEXPRESS URGENT CARE - BEECH GROVE		11	1	8%	12
GLEN OAKS HEALTH AND REHABILITATION CENTER			12	100%	12
MINUTECLINIC DIAGNOSTIC OF TN, PC 6304		10	2	17%	12
MINUTECLINIC DIAGNOSTIC OF PA, LLC (1036)		10	2	17%	12
BROOKDALE CITRUS			12	100%	12
MINUTECLINIC DIAGNOSTIC OF TN PC #240		10	2	17%	12
MERIDIAN AT WATERWAYS, THE		10	2	17%	12
LONGWOOD PEDIATRICS LLC			12	100%	12

COVID-19: testing by laboratory

Data through May 6, 2021 verified as of May 7, 2021 at 09:25 AM

Data in this report are provisional and subject to change.

The numbers in the table below represent the number of Florida and non-Florida residents for whom test results were received by the Department of Health. A person can be tested by more than one laboratory and can have both positive and negative results. **Therefore, the sum of the numbers in each column will be larger than the total number of people tested.**

Reporting lab	Inconclusive	Negative	Positive	Percent positive	Total
CARLOS PORTU MD, PLLC			12	100%	12
GEORGE W FERGUSON MD-CONCIERGE MEDICAL SERVICES PL		11	1	8%	12
MINUTE CLINIC DIAGNOSTIC OF VIRGINIA, LLC #1905		12			12
Rosewood Healthcare and Rehabilitation Center		5	7	58%	12
FAMILY PRACTICE OF DAVIE INC			12	100%	12
WELLMED AT SOUTH PARSONS		9	3	25%	12
WALGREEN #6538		12			12
UNIVERSITY OF MIAMI MILLER SCHOOL OF MEDICINE			12	100%	12
CARROLL GARDENS URGENT CARE		12			12
MEDEXPRESS URGENT CARE CHARLESTON		8	4	33%	12
FAMILY HEALTH CENTER AT PORT ST JOHN		4	8	67%	12
MI2297090CV HOLLAND-23D2189684		12			12
MINUTECLINIC DIAGNOSTIC OF NEW JERSEY,		11	1	8%	12
VIBRANT AMERICA		10	2	17%	12
HNL LAB MEDICINE		9	3	25%	12
MINUTECLINIC LLC #5176		9	3	25%	12
COLLIER COUNTY HEALTH DEPT.		7	5	42%	12
ACCENTCARE		12			12
Maury Regional Hospital		6	6	50%	12
CVS GA2147POCT KENNESAW		8	4	33%	12
ALACHUA			12	100%	12
SUMTER COUNTY HEALTH DEPARTMENT		7	5	42%	12
ST PETER'S UNIVERSITY HOSPITAL		9	3	25%	12
MEDEXPRESS URGENT CARE - MONROE		12			12
CVS MINUTE CLINIC DIAGNOSTIC		11	1	8%	12
CVS TN5601POCT LENOIR CITY		10	2	17%	12
LAB UNKNOWN		1	11	92%	12
OHIO STATE UNIVERSITY MEDICAL CENTER			12	100%	12
FLORIDA DEPARTMENT OF HEALTH WASHINGTON COUNTY		7	5	42%	12
TMH PHYSICIAN PARTNERS - MONTICELLO		10	2	17%	12
ACADIAN DIAGNOSTIC LABORATORIES		8	4	33%	12
IREPERTOIRE_MOL_LAB		12			12
MC DIAGNOSTIC OF CONNECTICUT, PC #114		12			12
CARENOW URGENT CARE-HERMITAGE		8	4	33%	12
VERITAS RESEARCH CORP			12	100%	12
AMERICAN HOUSE FORT MYERS		12			12
THE POTTER'S HOUSE AT CANNON POINT		12			12
SENIOR HOME CARE INC		12			12
PALM BEACH PATHOLOGY		9	3	25%	12
CARE FAST MURABELLA		7	5	42%	12
MERCY HEALTH—MUSKEGON		7	5	42%	12
Lady Lake Specialty Care			12	100%	12
MINUTE CLINIC LLC # 2033		10	2	17%	12
DEPARTMENT OF PUBLIC HEALTH		12			12
SAMARITAN HOSPITAL LABORATORY		11	1	8%	12
NORTH OKALOOSA PHYSICIAN GROUP		10	1	9%	11

COVID-19: testing by laboratory

Data through May 6, 2021 verified as of May 7, 2021 at 09:25 AM

Data in this report are provisional and subject to change.

The numbers in the table below represent the number of Florida and non-Florida residents for whom test results were received by the Department of Health. A person can be tested by more than one laboratory and can have both positive and negative results. **Therefore, the sum of the numbers in each column will be larger than the total number of people tested.**

Reporting lab	Inconclusive	Negative	Positive	Percent positive	Total
CVS CA9113POCT CHULA VISTA		11			11
UF HEALTH		1	10	91%	11
TRIDENT BIOMETRICS		10	1	9%	11
ALBION COLLEGE (ABBOTT)		11			11
AIM LABORATORIES			11	100%	11
CVS CA9165POCT SAN DIEGO		11			11
MINUTECLINIC DIAGNOSTIC OF MINNESOTA		11			11
PRIME MEDICAL CARE, LLC		11			11
URGENT TEAM - HUNTSVILLE		9	2	18%	11
CARINGTON MANOR		11			11
URGENT CARE OF LONGWOOD		1	10	91%	11
ORLANDO HEALTH PHYSICIAN ASSOCIATES		4	7	64%	11
WINTER PARK CARE AND REHABILITATION			11	100%	11
MINUTECLINIC #8760		11			11
WINKLER COURT		9	2	18%	11
NEW HAMPSHIRE DEPARTMENT OF HEALTH AND HUMAN SERVICES		3	8	73%	11
MINUTE-CLINIC DIAGNOSTIC OF VIRGINIA,		10	1	9%	11
CVS SC2736POCT MURRELLS INLET		8	3	27%	11
PHYSICIANS REGIONAL MEDICAL CTR - COLLIER BLVD			11	100%	11
CVS MA6505POCT NEWTON		11			11
MEDEXPRESS URGENT CARE PARKERSBURG		9	2	18%	11
SEMORAN FAMILY HEALTH LLC		10	1	9%	11
MC DIAGNOSTIC OF CONNECTICUT, PC #1043		11			11
NIGHT LITE PEDIATRICS CENTER, LLC		1	10	91%	11
CVS TX8351POCT BEAUMONT		10	1	9%	11
PASSPORT HEALTH			11	100%	11
CROSSROADS URGENT CARE, PLLC		11			11
DMH STEINHATCHEE FAMILY MEDICINE		8	3	27%	11
CREATIVE TESTING SOLUTIONS		4	7	64%	11
MINUTECLINIC, LLC #1470		10	1	9%	11
WALK IN MEDICAL URGENT CARE PC		11			11
APPALACHIAN REGIONAL HEALTHCARE SYSTEM		10	1	9%	11
BIOTECH CLINICAL LABORATORIES, INC.		1	10	91%	11
45TH 1		11			11
ELITE HOME HEALTH SERVICES		11			11
ASSOCIATES IN MEDICINE		7	4	36%	11
CVS PA6902POCT BRYN MAWR		9	2	18%	11
TROPICANA		5	6	55%	11
UNIVERSITY CENTRA CARE		10	1	9%	11
BENSONHURST URGENT CARE		10	1	9%	11
HEALTH NETWORK LABORATORIES		7	4	36%	11
THE TERRACE OF SAINT CLOUD		9	2	18%	11
MINUTECLINIC, LLC #4682		6	5	45%	11
NIGHT LITE PEDIATRICS CENTER		1	10	91%	11
MINUTECLINIC DIAGNOSTIC OF TN PC #5671		7	4	36%	11
CVS SC7334POCT LEXINGTON		10	1	9%	11

COVID-19: testing by laboratory

Data through May 6, 2021 verified as of May 7, 2021 at 09:25 AM

Data in this report are provisional and subject to change.

The numbers in the table below represent the number of Florida and non-Florida residents for whom test results were received by the Department of Health. A person can be tested by more than one laboratory and can have both positive and negative results. **Therefore, the sum of the numbers in each column will be larger than the total number of people tested.**

Reporting lab	Inconclusive	Negative	Positive	Percent positive	Total
AHMG LAKE NONA PRIMARY CARE		11			11
CFS WELLNESS AND MED SPA LLC			11	100%	11
NASCAR EVENT MANAGEMENT, LLC		11			11
MINUTECLINIC DIAGNOSTIC OF ILLINOIS		9	2	18%	11
St. Annes Nursing Center, St. Annes Residence, Inc.		11			11
CARENOW URGENT CARE-GREEN HILLS		10	1	9%	11
GENOPTIX MEDICAL LABORATORY		10	1	9%	11
Manor Care of Dunedin		7	4	36%	11
REDMED CLINIC OF ARLINGTON		10	1	9%	11
NHC HealthCare Anniston		11			11
VIRTUA WEST JERSEY HOSPITAL VOORHEES		9	2	18%	11
MINUTECLINIC DIAGNOSTICS OF IND, LLC		11			11
COLISEUM MED CTR LLC/COLISEUM MED CTRS		8	3	27%	11
ATHENS VETERINARY DIAGNOSTIC LABORATOR		11			11
ILLINOIS DEPT OF PUBLIC HEALTH LAB - SPRINGFIELD			11	100%	11
JBSA-SAM HOUSTON			11	100%	11
STPET		9	2	18%	11
MEDICAL CENTER AFFILIATES WEST PALM			11	100%	11
AZALEA HEALTH		2	9	82%	11
CVS NC7213POCT MATTHEWS		8	3	27%	11
ASSOCIATES MD CYPRESS CREEK			11	100%	11
MICHIGAN DEPARTMENT OF COMMUNITY HEALTH		1	10	91%	11
BLOOMINGDALE PEDIATRIC ASSOCIATES PA			11	100%	11
HEWLETT URGENT CARE, PLLC		11			11
METHODIST HOSPITAL			11	100%	11
LEE COMMUNITY HEALTHCARE INC DUNBAR		9	2	18%	11
THOMAS JEFFERSON UNIVERSITY HOSPITAL		4	7	64%	11
MEDEXPRESS URGENT CARE - WINCHESTER GATEWAY		9	2	18%	11
STUYVESANT URGENT CARE		11			11
CVS SC4286POCT EASLEY		5	6	55%	11
MOUNT DORA PEDIATRICS		9	2	18%	11
ST VINCENT'S ST CLAIR		8	3	27%	11
CVS SC7556POCT WEST COLUMBIA		10	1	9%	11
KIDSVILLE PEDIATRICS			11	100%	11
EXPRESS TEST			11	100%	11
WATSON HEALTHCARE		8	3	27%	11
RIVERVIEW REGIONAL MEDICAL CENTER		9	2	18%	11
UMHC/SYLVESTER AT KENDALL		1	10	91%	11
MINUTE CLINIC LLC #4017		11			11
MINUTECLINIC DIAGNOSTIC OF MAINE, LLC		9	2	18%	11
PRIMECARE ACQUISITION FAMILY PRACTICE INC		11			11
CVS OH3301POCT WOODMERE		11			11
CVS M08590POCT KANSAS CITY		7	4	36%	11
GUIDANCE / CARE CENTER, INC		11			11
MONROE COUNTY HOSPITAL		8	3	27%	11
CAREATC NEXTERA HEALTH CENTER / GO			11	100%	11

COVID-19: testing by laboratory

Data through May 6, 2021 verified as of May 7, 2021 at 09:25 AM

Data in this report are provisional and subject to change.

The numbers in the table below represent the number of Florida and non-Florida residents for whom test results were received by the Department of Health. A person can be tested by more than one laboratory and can have both positive and negative results. **Therefore, the sum of the numbers in each column will be larger than the total number of people tested.**

Reporting lab	Inconclusive	Negative	Positive	Percent positive	Total
GOLDMAN SACHS HEALTH CENTER	1	9	1	9%	11
ALCOVE ASSISTED LIVING FACILITY		11			11
CURATIVE		1	10	91%	11
MONROE COUNTY FIRE RESCUE		10	1	9%	11
CVS PA1671POCT LANCASTER		11			11
SEMINOLE COUNTY CORRECTIONAL FACILITY		1	10	91%	11
PINELLAS COUNTY HEALTH DEPARTMENT		2	9	82%	11
BOCA RATON REGIONAL HOSPITAL LAB			11	100%	11
WALGREENS #15495	1	9	1	9%	11
FRESENIUS KIDNEY CARE DUNEDIN			11	100%	11
CLAYMED OF NORTH FLORIDA			11	100%	11
CENTRAL JERSEY URGENT CARE		10	1	9%	11
TELEVISIT PALM BAY FAMILY PRACTICE		9	2	18%	11
VITAS HEALTH INC		5	6	55%	11
GILCHRIST COUNTY FIRE DEPARTMENT		4	6	60%	10
MINUTECLINIC DIAGNOSTIC OF NORTH CAROLINA PC #5341		7	3	30%	10
Avalon Healthcare and Rehabilitation Center			10	100%	10
SARASOTA PERSONAL MEDICINE		7	3	30%	10
CVS DC1340POCT WASHINGTON		10			10
MOLECULAR PATHOLOGY LABORATORY			10	100%	10
ANY LAB TEST NOW INC			10	100%	10
VENICE GREEN VILLAGE		3	7	70%	10
MINUTE CLINIC DIAG OF IND LLC #8674		10			10
ORLANDO MEDICAL CENTER PL		1	9	90%	10
ISLAND COAST PEDIATRICS IN-HOUSE LAB		10			10
WALK-IN MEDICAL CARE			10	100%	10
ADVENTHEALTH MEDICAL GROUP INTERNAL MEDICINE		8	2	20%	10
PRORENATA LABS		2	8	80%	10
ACCESS PHARMACY		10			10
CVS GA3766POCT DACULA		8	2	20%	10
MEDEXPRESS URGENT CARE, JOHNSTOWN		9	1	10%	10
DOH-TAMPA BRANCH LABORATORY (MLK BLVD)		4	6	60%	10
HCR MANORCARE		10			10
CVS NJ617POCT CEDAR GROVE		9	1	10%	10
LPG PRIMARY CARE AT LABELLE		8	2	20%	10
VASCONCELLO COHEN MD PA		9	1	10%	10
CVS NC7051POCT WAKE FOREST		10			10
BETTER AT HOME		10			10
ST JOSEPH'S HOSPITAL NORTH LABORATORY			10	100%	10
MINUTE CLINIC LLC #10203		8	2	20%	10
CUMBERLAND HEIGHTS		10			10
DAU ORTHODONTICS		9	1	10%	10
RPC@HODGES		2	8	80%	10
UNIVERSITY MEDICAL CENTER		8	2	20%	10
NOT INDICATED		1	9	90%	10
BROWARD HEALTH CARE			10	100%	10

COVID-19: testing by laboratory

Data through May 6, 2021 verified as of May 7, 2021 at 09:25 AM

Data in this report are provisional and subject to change.

The numbers in the table below represent the number of Florida and non-Florida residents for whom test results were received by the Department of Health. A person can be tested by more than one laboratory and can have both positive and negative results. **Therefore, the sum of the numbers in each column will be larger than the total number of people tested.**

Reporting lab	Inconclusive	Negative	Positive	Percent positive	Total
MEDEXPRESS URGENT CARE - WASHINGTON		8	2	20%	10
TENNESSEE DEPARTMENT OF HEALTH (TDH) - CENTRAL LABORATORY		2	8	80%	10
ARCHBOLD MEMORIAL HOSPITAL/LAB		3	7	70%	10
BETH ISRAEL MEDICAL CENTER LABS		9	1	10%	10
MINUTE CLINIC INCORPORATE		10			10
CVS CT1123POCT SOUTHBURY		10			10
COMMUNITY HEALTH CENTER		2	8	80%	10
GLADES COUNTY DETENTION CENTER		1	9	90%	10
JOHNS HOPKINS ALL CHILDRENS			10	100%	10
NEW JERSEY DEPARTMENT OF HEALTH COMMUNICABLE DISEASE SERVICE		3	7	70%	10
CORONA PATHOLOGY		10			10
CARESOUTH HHA HOLDINGS OF THE BAY AREA LLC		10			10
CHEMISYS LABORATORIES		2	8	80%	10
VETERNANS ADMINISTRATION			10	100%	10
MEDEXPRESS URGENT CARE-KATY		7	3	30%	10
LAWRENCE TECHNOLOGICAL UNIVERSITY		10			10
ALL CHILDREN'S HOSPITAL DEPT OF GENERAL PEDIATRICS			10	100%	10
FLORIDA CLINICAL LAB		1	9	90%	10
CITY OF TALLAHASSEE		10			10
PALM BEACH CDH - DELRAY BEACH			10	100%	10
NATURE COAST REGIONAL MEDICAL CENTER		1	9	90%	10
KR AT COLLEGE HARBOR		10			10
BELLE GLADES HEALTH CLINIC			10	100%	10
ONEIDA HEALTHCARE CENTER		8	2	20%	10
PBC PREMIER FAMILY HEALTH			10	100%	10
KEY TRAINING CENTER			10	100%	10
WALGREENS #10972	1	9			10
MAINSTREET FAMILY CARE			10	100%	10
NORTHSIDE HOSPITAL ATLANTA		4	6	60%	10
MINUTECLINIC, LLC, DBA MINUTECLINIC #4		9	1	10%	10
HEART OF FLORIDA HEALTH CENTER INC		3	7	70%	10
WELL HEALTH WORKS, LLC - SHAKES		10			10
COLLIER BLVD HMA PHYSICIAN MANAGEMENT,, LLC			10	100%	10
MAINE DEPARTMENT OF HEALTH AND HUMAN SERVICES			10	100%	10
NORTON HEALTHCARE			10	100%	10
URGENT CARE CENTER AT PINNACLE		4	6	60%	10
GO PATH LABORATORIES			10	100%	10
SOUTH FLORIDA ENT ASSOCIATES, INC			10	100%	10
DOMINICAN COLLEGE STUDENT HEALTH CENTE		8	2	20%	10
ILLINOIS DEPARTMENT OF PUBLIC HEALTH		2	8	80%	10
COMMUNITY MEDICAL AND DENTAL CARE INC		10			10
IMMUNOGENOMICS LLC		6	4	40%	10
NEUROSCIENCE AND SPINE ASSOCIATES, PL		8	2	20%	10
ROSEMONT GARDENS INC		9	1	10%	10
SUPERIOR RESIDENCES OF CLERMONT		2	8	80%	10
ALABAMA DEPARTMENT OF PUBLIC HEALTH		1	9	90%	10

COVID-19: testing by laboratory

Data through May 6, 2021 verified as of May 7, 2021 at 09:25 AM

Data in this report are provisional and subject to change.

The numbers in the table below represent the number of Florida and non-Florida residents for whom test results were received by the Department of Health. A person can be tested by more than one laboratory and can have both positive and negative results. **Therefore, the sum of the numbers in each column will be larger than the total number of people tested.**

Reporting lab	Inconclusive	Negative	Positive	Percent positive	Total
CBC LAB		3	7	70%	10
FLEMING ISLAND CENTER FOR CLINICAL RESEARCH		10			10
MIAMI COMPREHENSIVE MEDICINE GROUP PA		4	6	60%	10
PIEDMONT ATHENS REGIONAL MEDICAL		8	2	20%	10
WILLIAMSBURGH CHAI CARE		9	1	10%	10
CVS TX7827POCT ROUND ROCK		10			10
MOSOLF PEDIATRICS			10	100%	10
BLOOMIN BRANDS WELLNESS CENTER		9	1	10%	10
DES PLAINES CLINICAL LAB		3	7	70%	10
MINUTECLINIC DIAGNOSTIC OF OHIO #3407		9	1	10%	10
EMERGENCY MEDICAL CENTER		4	6	60%	10
IU HEALTH PATHOLOGY		1	9	90%	10
BERRYHILL MANOR		10			10
THE MARY IMOGENE BASSETT HOSPITAL		10			10
CHRISTUS ST VINCENT LABORATORY - ZIA		10			10
WHEELER LABORATORY		9	1	10%	10
BROOKDALE PANAMA CITY		9	1	10%	10
WALGREENS # 03608		7	3	30%	10
LUXOR SCIENTIFIC LLC		1	9	90%	10
BEAUMONT LABORATORY			10	100%	10
ELEMENT PRIMARY CARE LLC		9	1	10%	10
HIGH TOWER ALF LLC		9	1	10%	10
ELLIS HOSPITAL LABORATORY		9	1	10%	10
BAYSIDE URGENT CARE CENTER INC		1	9	90%	10
CARENOW URGENT CARE - EAST NASHVILLE		8	2	20%	10
MINUTECLINIC DIAG OF IND, LLC #2387		8	2	20%	10
PALMS WEST HOSPITAL			10	100%	10
LAKE BALDWIN CBOC		9	1	10%	10
JACKSON CLINIC PA,THE		6	4	40%	10
MINUTECLINIC DIAGNOSTIC OF SC, LLC #7		8	2	20%	10
CARENOW URGENT CARE-MT JULIET		8	2	20%	10
ARBORS OF GULF BREEZE, THE		8	2	20%	10
PLYMOUTH HARBOR INCORPORATED		9	1	10%	10
SAVANNAH MANOR ASSISTED LIVING COMMUNITY			10	100%	10
FHPG_EXP CARE W HILLSBOROUGH		1	9	90%	10
MEDICAL LABORATORY DIAGNOSTICS			10	100%	10
MEDEXPRESS URGENT CARE - FAYETTEVILLE		8	2	20%	10
CHILDREN'S HEALTHCARE OF ATLANTA/EGLESTON		10			10
KEY WEST URGENT CARE, INC		3	7	70%	10
PANCARE HEALTH - VERNON ELEMENTARY			10	100%	10
ALBANY MEDICAL CENTER		9	1	10%	10
OKLAHOMA STATE DEPARTMENT OF HEALTH-PUBLIC HEALTH LABORATORY			10	100%	10
MEDEX REGIONAL LABORATORIES LLC		1	9	90%	10
MONTEFIORE MEDICAL CENTER LABORATORIES - NORTH		10			10
CVS GA2841POCT LAWRENCEVILLE		9			9
ST. CLOUD PHARMACY AND WELLNESS CENTER		5	4	44%	9

COVID-19: testing by laboratory

Data through May 6, 2021 verified as of May 7, 2021 at 09:25 AM

Data in this report are provisional and subject to change.

The numbers in the table below represent the number of Florida and non-Florida residents for whom test results were received by the Department of Health. A person can be tested by more than one laboratory and can have both positive and negative results. **Therefore, the sum of the numbers in each column will be larger than the total number of people tested.**

Reporting lab	Inconclusive	Negative	Positive	Percent positive	Total
DEPT OF VA MEDICAL CENTER - RICHMOND		8	1	11%	9
CVS TX7288POCT DALLAS		8	1	11%	9
MINUTE CLINIC LLC #1448		8	1	11%	9
CVS MD2956POCT NEW MARKET		8	1	11%	9
MINUTECLINIC, LLC #03268		8	1	11%	9
CVS MINUTE CLINIC DIAG OF IND LLC #5206		8	1	11%	9
CVS OH2342POCT WEST CHESTER		7	2	22%	9
ORLANDO HEALTH PHYSICIAN GROUP INC		6	3	33%	9
PRECISION GENETICS			9	100%	9
MINUTECLINIC DIAGNOSTIC MED GRP OF CA		8	1	11%	9
SYNEXUS CLINICAL RESEARCH US INC		2	7	78%	9
MAGNOLIA MANOR			9	100%	9
MINUTECLINIC MINUTECLINIC #4977		5	4	44%	9
CIAN DIAGNOSTICS			9	100%	9
KINDRED_AIMS		9			9
COMPASS PROVIDENCE URGENT CARE LLLP			9	100%	9
CVS MINUTE CLINIC DIAGNOSTIC OF NEW JERSEY		9			9
Sunset Lake Health and Rehabilitation Center		8	1	11%	9
MINUTECLINIC DIAGNOSTIC OF VIRGINIA, LLC #1656		9			9
CVS PA4077POCT BELLE VERNON		9			9
FLORIDA MENTOR		7	2	22%	9
NORTHSIDE HOSPITAL		2	7	78%	9
WINDSOR OF GAINESVILLE		9			9
BIRMINGHAM VAMC		5	4	44%	9
BRENNITY AT VERO BEACH, THE			9	100%	9
WINDSOR OF SAN PABLO, THE		6	3	33%	9
CHAPTERS HEALTH HOSPICE		9			9
MINUTECLINIC DIAGNOSTIC OF NORTH CAROLINA PC #7054		6	3	33%	9
CORE OCCUPATIONAL RESOURCES, LLC		5	4	44%	9
OMNI			9	100%	9
PATEL MEDICAL VENTURES		8	1	11%	9
PONTE VEDRA PLASTIC SURGERY		9			9
CVS PHARMACY NO 274		9			9
REMISE OCCUPATIONAL HEALTH SOLUTIONS INC			9	100%	9
HARMONIOUS HOME HEALTH, LLC		9			9
PALM BAY URGENT CARE PL		1	8	89%	9
FLORIDA HOSPITAL WINTER PARK		7	2	22%	9
CVS NC2313POCT RALEIGH		7	2	22%	9
CALIFORNIA DEPARTMENT OF PUBLIC HEALTH		3	6	67%	9
MINUTECLINIC #2860		6	3	33%	9
MINUTE CLINIC #8979		8	1	11%	9
SUNCREST OMNI		9			9
ACCESS CARE MEDICAL GROUP LLC		2	7	78%	9
ENCOMPASS HOME HEALTH OF THE SOUTHEAST LLC		9			9
PUTNAM FAMILY CARE INC		3	6	67%	9
MINUTECLINIC DIAGNOSTIC OF OHIO #4401		9			9

COVID-19: testing by laboratory

Data through May 6, 2021 verified as of May 7, 2021 at 09:25 AM

Data in this report are provisional and subject to change.

The numbers in the table below represent the number of Florida and non-Florida residents for whom test results were received by the Department of Health. A person can be tested by more than one laboratory and can have both positive and negative results. **Therefore, the sum of the numbers in each column will be larger than the total number of people tested.**

Reporting lab	Inconclusive	Negative	Positive	Percent positive	Total
BEAUMONT EMERGENCY CENTER			9	100%	9
MINUTE CLINIC DIAGNOSTIC OF VIRGINIA, LLC #7543		7	2	22%	9
EAST GEORGIA REGIONAL MEDICAL CENTER		8	1	11%	9
MEDICAL CENTER, THE		8	1	11%	9
WADSWORTH CENTER - DAVID AXELROD INSTITUTE		8	1	11%	9
MOBILE RESPONSE DIAGNOSTICS LLC		8	1	11%	9
CVS NC3319POCT CHARLOTTE		6	3	33%	9
UCARE			9	100%	9
BREVARD FAMILY WALK IN CLINIC			9	100%	9
WATERFORD AT CREEKSIDE, THE			9	100%	9
MEDERI CARETENDERS VS OF SE FL LLC DBA		8	1	11%	9
FHPG_EXP CARE PALM HARBOR			9	100%	9
NITIN BAWA PROFESSIONAL ASSOCIATES			9	100%	9
GCPM MANUAL MICROBIOLOGY		1	8	89%	9
CVS CT1109POCT BETHEL		9			9
IMMACULATE HOUSE AT COUNTRYSIDE		9			9
VETERANS AFFAIRS MEDICAL CENTER - OUTPATIENT			9	100%	9
SOMA MEDICAL CENTER MD PA #7 PEDIATRICS			9	100%	9
ORLANDO FAMILY PHYSICIANS			9	100%	9
CVS TN7289POCT SIGNAL MOUNTAIN		9			9
DISCOVERY VILLAGE AT STUART		5	4	44%	9
ADVENTHEALTH MEDICAL GROUP FAMILY AND INTERNAL		8	1	11%	9
SOUTHEASTERN PEDIATRIC ASSOCIATES			9	100%	9
LONG ISLAND JEWISH FOREST HILLS HOSPITAL		9			9
FLORIDA CENTER FOR DERMATOLOGY LABORATORY			9	100%	9
MIDMICHIGAN MEDICAL CENTER			9	100%	9
GLEN FALLS HOSPITAL DEPARTMENT OF PATHOLOGY		8	1	11%	9
RANDOLPH DIABETES AND WELLNESS		8	1	11%	9
SCOTTS PHARMACY		8	1	11%	9
NORTHSHORE UNIVERSITY HEALTHSYSTEM EVANSTON HOSPITAL LAB			9	100%	9
JUPITER CLINIC			9	100%	9
HEALTHY MINORS PEDIATRIC URGENT CARE		7	2	22%	9
SKR MEDICAL ADVISORS		9			9
CVS IL8751POCT CHICAGO		9			9
MEDEXPRESS URGENT CARE - RICHMOND, NINE MILE RD		8	1	11%	9
MEDEXPRESS URGENT CARE - STAUNTON		5	4	44%	9
HEALTH AND WELLNESS CENTER		1	8	89%	9
VAIL VALLEY MEDICAL CENTER			9	100%	9
CAYUGA COUNTY HEALTH DEPARTMENT		8	1	11%	9
WESTCHESTER GENERAL HOSPITAL BLOOD GAS LAB			9	100%	9
CVS TX10016POCT PRINCETON		9			9
MARINA ISLE ASSISTED LIVING		9			9
CVS RI1717POCT 1 CVS DR			9	100%	9
CVS MINUTE CLINIC DIAGNOSTIC OF KANSAS, PA		9			9
UHEALTH UNIVERSITY OF MIAMI			9	100%	9
SV DIAGNOSTIC LAB			9	100%	9

COVID-19: testing by laboratory

Data through May 6, 2021 verified as of May 7, 2021 at 09:25 AM

Data in this report are provisional and subject to change.

The numbers in the table below represent the number of Florida and non-Florida residents for whom test results were received by the Department of Health. A person can be tested by more than one laboratory and can have both positive and negative results. **Therefore, the sum of the numbers in each column will be larger than the total number of people tested.**

Reporting lab	Inconclusive	Negative	Positive	Percent positive	Total
CITYMD		1	8	89%	9
JOHN T MATHER MEMORIAL HOSPITAL LABORATORY		8	1	11%	9
MOULTRIE CREEK NURSING AND REHAB			9	100%	9
SEACOAST PATHOLOGY PROFESSIONAL ASSOC		9			9
PRIMARY CARE SPECIALISTS OF ORLANDO		8	1	11%	9
CLEARWATER PEDIATRIC CARE		1	8	89%	9
ALLIANCE HEALTH AND REHABILITATION CENTER		9			9
MEDEXPRESS URGENT CARE - BATTLE CREEK		6	3	33%	9
Consulate Health Care of Brandon		7	2	22%	9
BUENA VIDA ESTATES			9	100%	9
BAYFRONT HEALTH ST PETERSBURG		8	1	11%	9
MINUTE CLINIC LLC #0169		7	2	22%	9
LOREY ALF		9			9
PENSACOLA CLUSTER			9	100%	9
MEDEXPRESS URGENT CARE - WILLIAMSPORT		8	1	11%	9
ETHOS LABORATORIES		7	2	22%	9
MEDEXPRESS URGENT CARE - SWANSEA, N ILLINOIS ST		8	1	11%	9
HENDRY/GLADES COUNTY HEALTH DEPARTMENT		8	1	11%	9
MEDEXPRESS ELKINS		9			9
MINUTECLINIC DIAGNOSTIC OF TN PC #242		6	3	33%	9
DIXITKUMAR N MODI MD PA			9	100%	9
WINTER PARK INTERNAL MEDICINE MD PA		7	2	22%	9
ST VINCENT'S CHILTON		7	2	22%	9
CHIEFLAND MEDICAL CENTER LLC			9	100%	9
NASSAU UNIVERSITY MEDICAL CENTER DEPT		8	1	11%	9
PEDIATRIC HEALTH CARE ALLIANCE			9	100%	9
TRINITY PEDIATRICS			9	100%	9
MANATEE COUNTY CENTRAL JAIL		9			9
NORTHWEST FLORIDA COMMUNITY HOSPITAL LABORATORY		8	1	11%	9
INSPIRED LIVING AT PALM BAY		7	2	22%	9
CVS MA594POCT FALMOUTH		8	1	11%	9
MINUTECLINIC DIAGNOSTIC OF NEVADA #87		4	5	56%	9
MINUTECLINIC DIAGNOSTIC OF SC, LLC #4		9			9
MEDICANA NURSING AND REHAB CENTER			9	100%	9
MINUTECLINIC, LLC #09202		7	2	22%	9
CHILDREN'S HEALTH CENTER INC.		7	2	22%	9
ROSECASTLE			9	100%	9
VILLAGE PLACE HEALTH AND REHAB		9			9
NEMOURS CHILDREN'S PRIMARY CARE VERO BEACH			9	100%	9
CVS PA233POCT NEWTOWN SQUARE		9			9
CVS NY549POCT RIDGEWOOD		6	3	33%	9
EMORY JOHNS CREEK HOSPITAL		9			9
MILLER COUNTY HOSPITAL		9			9
OUR HOME AT BEACON HILL			9	100%	9
FLORIDA HEART AND VASCULAR MULTISPECIALTY GROUP		8			8
New York Harbor Harbor HCS - Brooklyn Campus		7	1	13%	8

COVID-19: testing by laboratory

Data through May 6, 2021 verified as of May 7, 2021 at 09:25 AM

Data in this report are provisional and subject to change.

The numbers in the table below represent the number of Florida and non-Florida residents for whom test results were received by the Department of Health. A person can be tested by more than one laboratory and can have both positive and negative results. **Therefore, the sum of the numbers in each column will be larger than the total number of people tested.**

Reporting lab	Inconclusive	Negative	Positive	Percent positive	Total
BIOTECH PHARMACEUTICAL GROUP LLC			8	100%	8
SURGOINSVILLE PHARMACY		8			8
MEDEXPRESS URGENT CARE - HOT SPRINGS		8			8
GOLISANO CHILDREN'S HOSPITAL OF SOUTHWEST FLORIDA		6	2	25%	8
TRUE HEALTH		5	3	38%	8
DORAL URGENT CARE			8	100%	8
COMPASSION PEDIATRICS		3	5	63%	8
MONROE URGENT CARE		7	1	13%	8
URGENT TEAM - NASHVILLE		7	1	13%	8
INSTANT MEDICAL CARE CENTER		7	1	13%	8
MODMD LABORATORY		8			8
UNIVERSITY OF WASHINGTON MEDICAL CENTER			8	100%	8
WALGREENS - STORE #9479		6	2	25%	8
CVS IL8747POCT CHICAGO		8			8
STATEN ISLAND CHAI CARE		7	1	13%	8
NORTHERN DUTCHESS HOSPITAL LABORATORY		6	2	25%	8
CVS PA1074POCT KENNETT SQUARE		7	1	13%	8
CVS NC5591POCT STATESVILLE		7	1	13%	8
CVS OH3476POCT TIPP CITY		7	1	13%	8
SUPREME LABORATORY			8	100%	8
TERENCE B MITCHELL MD, INC		4	4	50%	8
CREATIVE PHARMACY SOLUTIONS EAST		8			8
CAREPOINT CLINIC		5	3	38%	8
CVS OH2543POCT CANFIELD		5	3	38%	8
CVS MA1022POCT CAMBRIDGE		8			8
CHIEFLAND MEDICAL CENTER		1	7	88%	8
HOLY NAME MEDICAL CENTER	1	6	1	13%	8
CAPRONA GROUP HOME		2	6	75%	8
CVS NJ862POCT MARLBORO		7	1	13%	8
ALL CHILDREN'S HOSPITAL		1	7	88%	8
CLAY PRIMARY & FAMILY CARE LLC			8	100%	8
MINUTE CLINIC, LLC #1434		7	1	13%	8
SOMA MEDICAL CENTER PA #3 GREENACRES			8	100%	8
CVS NC3803POCT MOORESVILLE		7	1	13%	8
PALM BEACH COUNTY HEALTH DEPARTMENT LABORATORY			8	100%	8
NORTHDALE REHABILITATION CENTER			8	100%	8
ALLEGRO - TAMPA	1	4	3	38%	8
MEDEXPRESS URGENT CARE - GLENDALE		8			8
DOCTOR'S IN-HOUSE LAB/COMMUNITY HEALTH CENTERS OF PINELLAS - CLEARWATE			8	100%	8
MINUTE CLINIC DIAGNOSTIC OF PENNSYLVANIA		8			8
INTERNAL MEDICINE ASSOCIATES OF JACKSON HOSPITAL			8	100%	8
Nashville Central Laboratory		8			8
PARTNERS PHARMACY OF FLORIDA LLC		8			8
VENICE REGIONAL MEDICAL CENTER			8	100%	8
The Grand at Rome Nursing and Rehabilitation		8			8
CENTREX CLINICAL LABS INC		8			8

COVID-19: testing by laboratory

Data through May 6, 2021 verified as of May 7, 2021 at 09:25 AM

Data in this report are provisional and subject to change.

The numbers in the table below represent the number of Florida and non-Florida residents for whom test results were received by the Department of Health. A person can be tested by more than one laboratory and can have both positive and negative results. **Therefore, the sum of the numbers in each column will be larger than the total number of people tested.**

Reporting lab	Inconclusive	Negative	Positive	Percent positive	Total
SYLVESTER AT PLANTATION LABORATORY		7	1	13%	8
MEDEXPRESS URGENT CARE - CLARKSBURG		7	1	13%	8
CVS SC2250POCT COLUMBIA		8			8
WHITE SANDS OUTPATIENT SERVICES (WSOP SERVICES LLC)		8			8
CVS NC7057POCT SHELBY		6	2	25%	8
OHIO DEPARTMENT OF HEALTH			8	100%	8
Baptist Village Retirement Communities		8			8
Charles George VAMC		8			8
PAUL GRECO MD CONCIERGE MEDICAL SERVICES PL		8			8
CVS CA9721POCT ARCADIA		8			8
HARBORCHASE OF DR PHILLIPS		7	1	13%	8
EMBRY-RIDDLE AERONAUTICAL UNIVERSITY HEALTH			8	100%	8
CVS IN6551POCT MOORESVILLE		7	1	13%	8
MEDEXPRESS URGENT CARE - YORK		5	3	38%	8
MINUTECLINIC, LLC #03965		8			8
CVS OH3458POCT BEAVERCREEK		8			8
CIGNA ONSITE HEALTH LLC		2	6	75%	8
FHMG_FM AND IM AVALON PARK		2	6	75%	8
CVS TX8387POCT AUSTIN		8			8
GULF COAST PEDIATRICS OF SARASOTA PA		1	7	88%	8
GEISINGER MEDICAL CENTER		2	6	75%	8
CVS MD4371POCT OCEAN CITY		8			8
DIAGNOSTIC CLINIC		7	1	13%	8
X-GENE MOLECULAR LABS		1	7	88%	8
DANIEL M LIBBY MD PLLC		8			8
DASCENA LABORATORY			8	100%	8
SARAH LAWRENCE COLLEGE HEALTH SERVICES		8			8
ORMOND BEACH CENTRA CARE			8	100%	8
APEX HOME HEALTH CARE		7	1	13%	8
CELEBRATION PEDIATRICS PA			8	100%	8
MEDEXPRESS URGENT CARE, BUTLER		5	3	38%	8
FOUNTAINVIEW BY FIVE STAR QUALITY CARE		7	1	13%	8
ADVANCED RESEARCH FOR HEALTH IMPROVEMENT		6	2	25%	8
MEDEXPRESS URGENT CARE - MIDLOTHIAN		7	1	13%	8
THE WOLFF CENTER FOR CHILD & ADOLESCENT HEALTH			8	100%	8
WELLIGENT		1	7	88%	8
LOVELACE MEDICAL CENTER		8			8
MEDEXPRESS URGENT CARE-PETERS TWP		7	1	13%	8
SANITAS LAUDERDALE LAKES			8	100%	8
LAKELAND VOLUNTEERS IN MEDICINE INC		6	2	25%	8
PHYSICIANS FOR CHILDREN			8	100%	8
MINUTECLINIC DIAGNOSTIC OF OHIO #7790		6	2	25%	8
NORTHSIDE GWINNETT HOSPITAL		7	1	13%	8
BENEVA LAKES HEALTHCARE & REHAB CENTER			8	100%	8
PHOEBE PUTNEY MEMORIAL HOSPITAL		8			8
NEOGENOMICS LABORATORIES, INC		8			8

COVID-19: testing by laboratory

Data through May 6, 2021 verified as of May 7, 2021 at 09:25 AM

Data in this report are provisional and subject to change.

The numbers in the table below represent the number of Florida and non-Florida residents for whom test results were received by the Department of Health. A person can be tested by more than one laboratory and can have both positive and negative results. **Therefore, the sum of the numbers in each column will be larger than the total number of people tested.**

Reporting lab	Inconclusive	Negative	Positive	Percent positive	Total
DOCTORS HOSPITAL LAB MEDICAL OFFICE BUILDING			8	100%	8
CHELSEA NYC LAB		8			8
LAB UNKNOW		6	2	25%	8
KIS URGENT CARE			8	100%	8
GENE STREET LABORATORIES, LLC		6	2	25%	8
Robert Wood Johnson University Hospital		6	2	25%	8
WEST DADE PEDIATRICS			8	100%	8
ST. JOSEPH HOSPITAL AND HEALTH CARE INC.			8	100%	8
BEECHTREE MOLECULAR LAB LLC			8	100%	8
MEDEXPRESS URGENT CARE - MT LEBANON		5	3	38%	8
CVS CT718POCT ANSONIA		8			8
NORTHEAST ALABAMA REGIONAL MEDICAL CENTER		5	3	38%	8
NORTH PINELLAS CHILDRENS MEDICAL CENTER INC			8	100%	8
ROBERT WOOD JOHNSON HOSPITAL		7	1	13%	8
CVS M08556POCT KANSAS CITY		7	1	13%	8
CVS HEALTH, #1994		6	2	25%	8
CVS NV9841POCT RENO		4	4	50%	8
Florida Clinical Laboratory		1	7	88%	8
MAGNOLIA PEDIATRICS GROUP LLC			8	100%	8
MINUTECLINIC DIAGNOSTIC OF RHODE ISLAN		8			8
CVS GA7064POCT STOCKBRIDGE		8			8
Centrastate Medical Center		7	1	13%	8
MINUTECLINIC DIAG OF IND, LLC #10190		7	1	13%	8
MEDEXPRESS URGENT CARE-PASADENA		8			8
MID-HUDSON VALLEY DIVISION OF WESTCHESTER MEDICAL		8			8
DOTHAN PEDIATRIC CLINIC			8	100%	8
DEPARTMENT OF HEALTH- CITRUS COUNTY		1	7	88%	8
HEALTHMARK REGIONAL HOSPITAL LAB		4	4	50%	8
DOH JACKSONVILLE CENTRAL LABORATORY		3	5	63%	8
MARION OAKS ASSISTED LIVING		8			8
JX REF LAB			8	100%	8
PANCARE HEALTH - KATE SMITH ELEMENTARY		1	7	88%	8
ST CLOUD PHYSICIAN MANAGMENT LLC		7	1	13%	8
CARE ATC - CITY OF BOYNTON BEACH	1	2	5	63%	8
CVS ME329POCT PORTLAND		8			8
WYOMING COUNTY COMMUNITY HOSPITAL LABORATORY		8			8
CVS NJ836POCT RUNNEMEDE		8			8
CONSULATE HEALTH CARE		7	1	13%	8
MINUTE-CLINIC DIAGNOSTIC OF VIRGINIA, LLC #3949		8			8
CVS IN3975POCT JEFFERSONVILLE		5	3	38%	8
NOVADX		2	6	75%	8
LAKE CONWAY URGENT CARE LLC		2	6	75%	8
ALLINA HEALTH - ABBOTT NORTHWESTERN HOSPITAL		5	3	38%	8
MINUTE CLINIC DIAGNOSTIC OF MICHIGAN PC		8			8
MINUTECLINIC DIAG OF IND LLC #8651		7	1	13%	8
MEDEXPRESS URGENT CARE - STATE COLLEGE		6	2	25%	8

COVID-19: testing by laboratory

Data through May 6, 2021 verified as of May 7, 2021 at 09:25 AM

Data in this report are provisional and subject to change.

The numbers in the table below represent the number of Florida and non-Florida residents for whom test results were received by the Department of Health. A person can be tested by more than one laboratory and can have both positive and negative results. **Therefore, the sum of the numbers in each column will be larger than the total number of people tested.**

Reporting lab	Inconclusive	Negative	Positive	Percent positive	Total
CVS MD1881POCT DUNKIRK		8			8
GENEUS DIAGNOSTICS			8	100%	8
EP LTC PHARMACY		6	2	25%	8
BARTON PARKER OD PC		8			8
EXECUTIVE MEDICAL SERVICES		8			8
FHCP-ORANGE CITY			8	100%	8
BLOOMING GARDENS OF CARE INC		8			8
DR. PHILLIPS MEDICAL WELLNESS CENTER		4	4	50%	8
URGENT TEAM - MUSCLE SHOALS		8			8
MINUTE-CLINIC DIAGNOSTIC OF VIRGINIA, LLC #794		7	1	13%	8
WELLSTAR WEST GEORGIA MEDICAL CENTER		7	1	13%	8
LEWIS COUNTY MANOR		8			8
Enterprise Health and Rehabilitation Center		8			8
MEDEXPRESS URGENT CARE MORGANTOWN		8			8
CVS PA2582POCT SPRINGFIELD		6	2	25%	8
VERMONT DEPARTMENT OF HEALTH		1	7	88%	8
THE READING HOSPITAL & MEDICAL CENTER			8	100%	8
CVS IN6713POCT BLOOMINGTON		8			8
Chestnut Park Rehabilitation and Nursing Center		8			8
PM PEDIATRICS OF BAYSIDE PLLC		8			8
OSWEGO HOSPITAL LABORATORY		7	1	13%	8
ATLANTIC CONSOLIDATED LABORATORY		8			8
HOME CARE PHARMACY OF PALM COAST INC		8			8
COMPASSION PEDIATRIC URGENT CARE LLC		2	6	75%	8
ALACHUA COUNTY HEALTH DEPARTMENT		1	7	88%	8
LEMOYNE COLLEGE WELLNESS CENTER FOR		8			8
AFC/DOCTORS EXPRESS NORTH BERGEN		6	2	25%	8
HERNANDO PASCO HOSPICE INC		7	1	13%	8
ST CHARLES HOSPITAL LABORATORY		8			8
MEDEXPRESS URGENT CARE - CULPEPER		8			8
MINUTECLINIC, LLC #1796		7	1	13%	8
DOCTOR'S IN HOUSE LAB			8	100%	8
MEDEXPRESS - WILMINGTON CONCORD PIKE		7	1	13%	8
INTERNAL MEDICINE AND AESTHETICS OF NAPLES LLC		8			8
LAKE PEDIATRICS			8	100%	8
PUTNAM COUNTY EMERGENCY RESCUE SERVICE		5	3	38%	8
PBC FOUND CARE INC			8	100%	8
MINUTECLINIC, LLC #05038		8			8
TERRACINA LLC		2	6	75%	8
HUNTINGTON VILLAGE URGENT CARE		8			8
SUNSHINE STATE DIALYSIS			8	100%	8
EXCEL URGENT CARE OF PARAMUS LLC		8			8
BAPTIST OUTPATIENT			8	100%	8
COMPREHENSIVE CLINICAL RESEARCH, LLC			8	100%	8
ADVENTHEALTH ORLANDO INTERNATIONAL AIRPORT			8	100%	8
MEDEXPRESS URGENT CARE - TARENTUM		6	2	25%	8

COVID-19: testing by laboratory

Data through May 6, 2021 verified as of May 7, 2021 at 09:25 AM

Data in this report are provisional and subject to change.

The numbers in the table below represent the number of Florida and non-Florida residents for whom test results were received by the Department of Health. A person can be tested by more than one laboratory and can have both positive and negative results. **Therefore, the sum of the numbers in each column will be larger than the total number of people tested.**

Reporting lab	Inconclusive	Negative	Positive	Percent positive	Total
SLOPESIDE LABS AND TESTING, LLC - THE HIDEOUT AT BUTTERMILK MOUNTAIN		8			8
LIFE CARE CITRUS COUNTY			8	100%	8
SEA LEVEL LABS			8	100%	8
HACKENSACK UNIV MED CTR-PATHOLOGY DEPT		7			7
CRESTWOOD MEDICAL CENTER		5	2	29%	7
HEARTLAND PEDIATRICS OF LAKE PLACID			7	100%	7
PENINSULA CARE AND REHABILITATION CENTER			7	100%	7
NYU WINTHROP LABORATORY		7			7
INDIANA STATE DEPARTMENT OF HEALTH LABORATORIES			7	100%	7
HELIX MEDICAL CENTERS		1	6	86%	7
MINUTECLINIC DIAGNOSTIC OF KENTUCKY		7			7
HEALTH CARE LABORATORY SERVICES		1	6	86%	7
EXPICARE NURSING AGENCY, INC		5	2	29%	7
SOUTHEAST GEORGIA HEALTH SERVICES, LLC		7			7
MEDEXPRESS URGENT CARE-MUNCIE		7			7
CVS TX8322POCT AUSTIN		7			7
CVS MA507POCT LEOMINSTER		6	1	14%	7
WALGREENS #09304		5	2	29%	7
BELL-MINOR HOME		7			7
MEDEXPRESS - COLLINSVILLE BELT LINE		5	2	29%	7
NEW YORK PHYSICIANS LLP		7			7
LEPE'S HOUSE			7	100%	7
MINUTECLINIC LLC #5010		6	1	14%	7
GRACE WELLNESS CENTER LLC		6	1	14%	7
CVS OH6123POCT CINCINNATI		5	2	29%	7
FLORIDA CANCER SPECIALISTS & RESEARCH INSTITUTE		6	1	14%	7
SUPERIOR RESIDENCES AT CALA HILLS		7			7
CARENOW URGENT CARE-MADISON		7			7
BETH ISRAEL DEACONESS MEDICAL CENTER			7	100%	7
FLORIDA DIGESTIVE AND LIVER SPECIALIST		7			7
WEXFORD HEALTH SOURCES INC		7			7
BROOKDALE LAKE ORIENTA			7	100%	7
MINUTECLINIC DIAG OF IND LLC #1138		6	1	14%	7
CVS TX1104POCT ALLEN		6	1	14%	7
DOTHAN WEST FAMILY MEDICINE		5	2	29%	7
HOLY GARDEN ALF, INC.		7			7
DOCTOR'S IN-HOUSE LAB/COMMUNITY HEALTH CENTERS OF PINELLAS -PINELLAS P			7	100%	7
Rutgers Health Rwj University Hospital - Laboratory		4	3	43%	7
LAKE CITY CORRECTIONAL FACILITY			7	100%	7
MALABAR FAMILY PRACTICE		4	3	43%	7
CVS GA2236POCT WOODSTOCK		7			7
PURECARE PHARMACY		6	1	14%	7
MINUTECLINIC, LLC (CLINIC 10928)		7			7
FLORIDA HOSPITAL APOPKA		6	1	14%	7
LEE COUNTY HEALTH DEPARTMENT		4	3	43%	7
NORTH FLORIDA MEDICAL CENTERS INC		1	6	86%	7

COVID-19: testing by laboratory

Data through May 6, 2021 verified as of May 7, 2021 at 09:25 AM

Data in this report are provisional and subject to change.

The numbers in the table below represent the number of Florida and non-Florida residents for whom test results were received by the Department of Health. A person can be tested by more than one laboratory and can have both positive and negative results. **Therefore, the sum of the numbers in each column will be larger than the total number of people tested.**

Reporting lab	Inconclusive	Negative	Positive	Percent positive	Total
ABBEY MANOR RETIREMENT RESIDENCE INC		7			7
JUPITER ISLAND PUBLIC SAFETY		5	2	29%	7
MINUTECLINIC MINUTECLINIC #921		6	1	14%	7
YAZJI PEDIATRIC CARE LLC DBA TUKA PEDIATRICS			7	100%	7
TESTD			7	100%	7
TIFT REGIONAL HLTH SYSTEM, INC DBA SOU		7			7
MINUTECLINIC DIAGNOSTIC OF OHIO #2964		7			7
CVS CA9103POCT ESCONDIDO		7			7
CVS MA1852POCT MEDWAY		7			7
OPTUM PRIMARY CARE - FOUNTAIN OAKS		3	4	57%	7
FRESENIUS KIDNEY CARE FORT WALTON BEACH			7	100%	7
QUE		4	3	43%	7
PEDIATRICS OF CENTRAL FLORIDA		5	2	29%	7
KENDALL REGIONAL MEDICAL CNTR			7	100%	7
YORK HOSPITAL: MICROBIOLOGY			7	100%	7
CVS NJ837POCT MARLTON		7			7
ENTRUST IMMEDIATE CARE			7	100%	7
NYU WINTHROP HOSPITAL PATHOLOGY		7			7
PENN MEDICINE PRINCETON MEDICAL CENTER		6	1	14%	7
PROVIDENCE LABORATORY SERVICES		7			7
GREENVILLE MEMORIAL HOSPITAL LAB			7	100%	7
USCG ABBOTT BINAXNOW		5	2	29%	7
GENTRY PARK ORLANDO ASSISTED LIVING		6	1	14%	7
LOUISIANA DEPT OF HEALTH			7	100%	7
NEMOURS CHILDRENS, LAKE NONA			7	100%	7
CVS PA5241POCT CHALFONT		7			7
PALM GARDEN OF SUN CITY			7	100%	7
BRADENTON PHYSICIANS MEDICAL CENTER			7	100%	7
CVS NC5532POCT SUMMERFIELD		7			7
CVS OH2518POCT COLUMBUS		6	1	14%	7
VICTORIAN MANOR		2	5	71%	7
PRIMBIO RESEARCH INSTITUTE LLC		7			7
GAINESVILLE PEDIATRIC ASSOCIATES		1	6	86%	7
CARENOW URGENT CARE-SOUTHLAKE			7	100%	7
NORTHSIDE MEDICAL CENTER		7			7
WELLSTAR ATLANTA MEDICAL CENTER LABORA		6	1	14%	7
CVS PA1296POCT DREXEL HILL		5	2	29%	7
CVS PHARMACY #8800		5	2	29%	7
Ocoee Health Care Center		7			7
CARESOUTH HHA HOLDINGS OF TALLAHASSEE LLC		7			7
MINUTECLINIC #2797		7			7
DELAWARE DEPARTMENT OF HEATH		6	1	14%	7
FLORIDA DEPARTMENT OF HEALTH IN SARASOTA COUNTY		6	1	14%	7
ST. LUCIE COUNTY HEALTH DEPARTMENT		5	2	29%	7
ST CHARLES BEND LABORATORY		6	1	14%	7
EAST SIDE CLINICAL LABORATORY		5	2	29%	7

COVID-19: testing by laboratory

Data through May 6, 2021 verified as of May 7, 2021 at 09:25 AM

Data in this report are provisional and subject to change.

The numbers in the table below represent the number of Florida and non-Florida residents for whom test results were received by the Department of Health. A person can be tested by more than one laboratory and can have both positive and negative results. **Therefore, the sum of the numbers in each column will be larger than the total number of people tested.**

Reporting lab	Inconclusive	Negative	Positive	Percent positive	Total
TRUE HEALTH DIAGNOSTICS		1	6	86%	7
WALGREENS #03287		7			7
NEMOURS CHILDREN'S HOSPITAL			7	100%	7
LIZS ADULT CARE		7			7
WILDLIGHT LAB			7	100%	7
FAMILY MEDICINE MEDICAL DRIVE		7			7
BAYCARE MEDICAL GROUP, INC		6	1	14%	7
WALGREENS #10264		7			7
PANCARE HEALTH - HOSFORD SCHOOL			7	100%	7
Bon Secours Place		6	1	14%	7
MARTHA A PRICE MD PA		3	4	57%	7
CVS PA813POCT RICHBORO		7			7
COMPLETE FAMILY CARE, LLC/UNIVERSITY OF SAINT MARY		7			7
CVS IN8669POCT INDIANAPOLIS		6	1	14%	7
IAN C BOYKIN MD		4	3	43%	7
BOONE DRUG & HEALTHCARE AT DEERFIELD			7	100%	7
MINUTECLINIC DIAGNOSTIC OF OHIO #6147		6	1	14%	7
LAKE NONA PEDIATRICS IN ASSOCIATION WITH NEMOURS		5	2	29%	7
ENCOMPASS HEALTH REHABILITATION HOSPI		7			7
PERSONAL PHYSICIAN CARE PA			7	100%	7
EL PARAISO HOME INC		7			7
PIEDMONT HENRY HOSPITAL, INC		7			7
TREASURE COAST INFECTIOUS DISEASE CONSULTANTS		4	3	43%	7
DIAGNOSTIC & MEDICAL SPECIALISTS OF GREENWICH		5	2	29%	7
CVS TN4624POCT KNOXVILLE		6	1	14%	7
ADVENTHEALTH CELEBRATION EMPLOYEE CLINIC		7			7
CVS PA2687POCT EXTON		7			7
Thermopolis Rehabilitation Wellness		7			7
ADVENT HEALTH APOPKA		3	4	57%	7
ECLRS		2	5	71%	7
LAWTON CHILES HEALTH CENTER		1	6	86%	7
MEDEXPRESS URGENT CARE - IRVING		7			7
CVS OH3080POCT HUBER HEIGHTS		6	1	14%	7
ADVENTHEALTH MEDICAL GROUP INTERNAL MEDICINE AT		2	5	71%	7
BROWNE MEDICAL LLC		5	2	29%	7
OCALA FAMILY MEDICAL CENTER		7			7
NOVANT HEALTH INPATIENT CARE		2	5	71%	7
SOUTH COM HEALTH CLINIC, DEPT. OF THE ARMY		7			7
NON-US			7	100%	7
DALLAS COUNTY HEALTH AND HUMAN SERVICES			7	100%	7
RIVER OAKS TREATMENT CENTER			7	100%	7
WATAUGA MEDICAL CENTER		4	3	43%	7
DEPARTMENT OF HEALTH AND HUMAN SERVICES STATE OF NEW HAMPSHIRE			7	100%	7
CVS NM8918POCT ALBUQUERQUE		7			7
MEDEXPRESS URGENT CARE - HOLLINS		7			7
MINUTECLINIC, LLC #1452		7			7

COVID-19: testing by laboratory

Data through May 6, 2021 verified as of May 7, 2021 at 09:25 AM

Data in this report are provisional and subject to change.

The numbers in the table below represent the number of Florida and non-Florida residents for whom test results were received by the Department of Health. A person can be tested by more than one laboratory and can have both positive and negative results. **Therefore, the sum of the numbers in each column will be larger than the total number of people tested.**

Reporting lab	Inconclusive	Negative	Positive	Percent positive	Total
Lenox on the Lake			7	100%	7
LONGWOOD FAMILY MEDICINE		1	6	86%	7
OCALA REGIONAL KIDNEY CENTER EAST		2	5	71%	7
LYNMOORE,THE		7			7
USCG SECTOR ST PETE		3	4	57%	7
CVS KY4779POCT LOUISVILLE		5	2	29%	7
LEVY COUNTY SHERRIF'S DEPT			7	100%	7
FLORIDA HOSPITAL KISSIMMEE		4	3	43%	7
DOCTORS CLINICAL LABORATORY, INC		5	2	29%	7
KANSAS DEPARTMENT OF HEALTH		2	5	71%	7
MEDEXPRESS URGENT CARE - BLUEFIELD		6	1	14%	7
MEDEXPRESS URGENT CARE-NESHANNOCK TWP		6	1	14%	7
GRACE REHABILITATION CENTER OF VERO BEACH		4	3	43%	7
MANATEE PEDIATRICS			7	100%	7
FLORIDA PREMIER MEDICAL CARE PA			7	100%	7
MEDEXPRESS URGENT CARE-SCOTT TOWNSHIP		6	1	14%	7
MINUTECLINIC DIAGNOSTIC OF KANSAS PA		7			7
KEYSTONE PLACE AT NAPLES PRESERVE		4	3	43%	7
MEDEXPRESS URGENT CARE-DUBOIS		7			7
Hiawatha Care Center		7			7
MINUTECLINIC DIAGNOSTIC OF VIRGINIA, LLC		7			7
MINUTECLINIC DIAG OF IND, LLC #6648		5	2	29%	7
CVS CA8850POCT HUNTINGTON BEACH		6	1	14%	7
EASTERN FLORIDA STATE COLLEGE - PALM BAY CAMPUS□			7	100%	7
BALTIMORE CITY HEALTH DEPT COMMUNICABLE DISEASES AND EPIDEMIOLOGY			7	100%	7
SHEEPSHEAD BAY URGENT CARE		7			7
GALLUP INDIAN MEDICAL CENTER		7			7
CVS TX4397POCT CYPRESS		7			7
NU WAVE MEDICAL CENTER			7	100%	7
BLACK STALLION WALK IN AND EXERCISE CLINICS LLC		4	3	43%	7
AVON PARK PEDIATRICS			7	100%	7
Parkside Villa		7			7
MINUTECLINIC DIAG OF IND LLC #6998		6	1	14%	7
PEDIATRICS URGENT CARE, LLC			7	100%	7
MCR HEALTH LAWTON CHILES ADMINISTRATION STE A		1	6	86%	7
CVS SC5479POCT INDIAN LAND		6	1	14%	7
THE PALMS REHABILITATION AND HEALTHCARE CENTER		5	2	29%	7
IRL MARKET LAB			7	100%	7
MAXHEALTH		5	2	29%	7
SANFORD MOBILE LAB		1	6	86%	7
MIAMI BEACH COMMUNITY HEALTH CENTER INC			7	100%	7
MINUTE CLINIC LLC #1831		7			7
WOMENS CARE FLORIDA LLC		5	2	29%	7
NELSON BIOLOGICAL			7	100%	7
SCHOOL OF PHARMACY AND PHARMACEUTICAL		7			7
MEDEXPRESS URGENT CARE PORT HURON		6	1	14%	7

COVID-19: testing by laboratory

Data through May 6, 2021 verified as of May 7, 2021 at 09:25 AM

Data in this report are provisional and subject to change.

The numbers in the table below represent the number of Florida and non-Florida residents for whom test results were received by the Department of Health. A person can be tested by more than one laboratory and can have both positive and negative results. **Therefore, the sum of the numbers in each column will be larger than the total number of people tested.**

Reporting lab	Inconclusive	Negative	Positive	Percent positive	Total
FLORIDA SCHOOL FOR THE DEAF AND THE BLIND			7	100%	7
SOUTHEAST GEORGIA HEALTH SYSTEM, INC D		7			7
MEDEXPRESS URGENT CARE MURRYSVILLE		5	2	29%	7
LAKEVIEW TERRACE HOME HEALTH SERVICES LLC			6	100%	6
CVS IL5797POCT CAROL STREAM		6			6
CONCENTRA			6	100%	6
DAVISON HEALTH CENTER WESLEYAN UNIVERS		6			6
MEDEXPRESS URGENT CARE - HUNTINGTON WE		6			6
QUATRACOR PLLC		6			6
AMERICAN HEALTH ASSOC. LABORATORY SOUTH		4	2	33%	6
MEDEXPRESS URGENT CARE - WAXAHACHIE, N HIGHWAY 77		4	2	33%	6
ST LUKES HOSPITAL LABORATORY		2	4	67%	6
JOSEF SCHENKER, MD, PC		6			6
MINUTECLINIC 7196		5	1	17%	6
ABSOLUTE HEALTH		5	1	17%	6
DOCTORS HOSPITAL OF AUGUSTA		6			6
UNIVERISTY OF MIAMI			6	100%	6
TIMBER CREEK PEDIATRICS		6			6
LUMADOC HEALTH		4	2	33%	6
CVS NH6596POCT HAMPTON		6			6
FAMILY TREE PRIMARY CARE		5	1	17%	6
URGENT CARE HOUSECALLS PA		5	1	17%	6
BROWARD TRANSITIONAL CENTER			6	100%	6
CVS TX7151POCT HUMBLE		5	1	17%	6
WALGREENS SARASOTA		5	1	17%	6
AIRCARE INTERNATIONAL		5	1	17%	6
Madison Health & Rehabilitation		6			6
CVS NC3853POCT BURLINGTON		4	2	33%	6
WG WINDSOR WOODS SH LLC		6			6
MEDICAL CENTER AT OCEAN REEF		1	5	83%	6
KIDS CORNER PEDIATRICS PLLC		5	1	17%	6
FLORIDA DEPARTMENT OF HEALTH IN MIAMI DADE COUNTY		5	1	17%	6
CVS MA957POCT WEST SPRINGFIELD		6			6
SALINE CARE NURSING & REHABILITATION CENTER		6			6
POWERS PEDIATRICS			6	100%	6
ADVENTHEALTH MEDICALGROUP PEDIATRICS AT ORLANDO		6			6
WELLMED AT FORT PIERCE		4	2	33%	6
PRINCETON BMC LABORATORY		6			6
COMPUNET CLINICAL LAB			6	100%	6
ALL4KIDZ PEDIATRICS LLC		3	3	50%	6
MERCY COLLEGE HEALTH OFFICE		6			6
MARSHALL MEDICAL CENTER SOUTH LAB		5	1	17%	6
LRHS Southeastern University		4	2	33%	6
IVY ROSEN MD PLLC		6			6
GUTHRIE CORNING HOSPITAL LABORATORY		6			6
CVS NJ2815POCT E BRUNSWICK		4	2	33%	6

COVID-19: testing by laboratory

Data through May 6, 2021 verified as of May 7, 2021 at 09:25 AM

Data in this report are provisional and subject to change.

The numbers in the table below represent the number of Florida and non-Florida residents for whom test results were received by the Department of Health. A person can be tested by more than one laboratory and can have both positive and negative results. **Therefore, the sum of the numbers in each column will be larger than the total number of people tested.**

Reporting lab	Inconclusive	Negative	Positive	Percent positive	Total
RANDOLPH COUNTY HEALTH & REHABILITATIO		6			6
The Oaks of Clearwater		6			6
MAXCARE CLINIC			6	100%	6
CENTRAL JERSEY URGENT CARE OF BROWN MI		6			6
BETHESDA COMMUNITY HEALTH CENTER			6	100%	6
APALACHEE CENTER INC		4	2	33%	6
BAYSHORE POINTE NURSING AND REHAB CENTER			6	100%	6
MERCY URGENT CARE			6	100%	6
PEACE OF MIND REHAB CENTER		6			6
CVS SC4122POCT TAYLORS		6			6
FLEET LANDING			6	100%	6
MINUTECLINIC MINUTECLINIC #3665		6			6
PREMIER FAMILY HEALTH PA			6	100%	6
CVS MINUTE CLINIC DIAGNOSTIC MED GRP OF CAL		5	1	17%	6
MEDEXPRESS URGENT CARE - NORTH LITTLE		5	1	17%	6
VILLAGES HEALTH, THE		4	2	33%	6
OURMED		5	1	17%	6
LOS ALAMOS NATIONAL LABORATORY		6			6
PALMETTO HEALTH ALLIANCE		3	3	50%	6
CVS PA1379POCT LANSDALE		5	1	17%	6
CVS IN6572POCT INDIANAPOLIS		6			6
ADVENTHEALTH CAR CENTER APOPKA			6	100%	6
WALGREENS #07589		5	1	17%	6
DISCOVERY VILLAGE AT DEERWOOD			6	100%	6
PROGRESS PHARMACY INC		1	5	83%	6
RADEAS			6	100%	6
CVS MD1515POCT LEONARDTOWN		4	2	33%	6
ANTHONY-BROWN PHARMACY		6			6
UT MEMPHIS UNIVERSITY HEALTH SERVICES			6	100%	6
PLEASANTVILLE OF SEBASTIAN LLC			6	100%	6
COVID TESTING LLC			6	100%	6
PRESBYTERIAN HOME		6			6
CVS MINUTE CLINIC DIAGNOSTIC OF TEXAS		5	1	17%	6
Kroger 673 - The Little Clinic Dallas		5	1	17%	6
TULLAHOMA HMA, LLC		5	1	17%	6
RIVERVIEW ALF OPERATOR LLC		1	5	83%	6
ADVENT HEALTH - TUSKAWILLA		4	2	33%	6
SOUTHEASTERN DERMATOLOGY GROUP PA		5	1	17%	6
MEDEXPRESS URGENT CARE-HERSHEY		5	1	17%	6
CITIZENS BAPTIST MEDICAL CENTERS LAB		5	1	17%	6
MEDEXPRESS URGENT CARE-PITTSFIELD		6			6
ARLINGTON OF NAPLES		6			6
Army Residence Community		5	1	17%	6
MEDEXPRESS URGENT CARE - MBURG COMMONS		5	1	17%	6
OCHSNER MEDICAL CENTER			6	100%	6
MIAMI RESCUE MISSION CLINIC INC			6	100%	6

COVID-19: testing by laboratory

Data through May 6, 2021 verified as of May 7, 2021 at 09:25 AM

Data in this report are provisional and subject to change.

The numbers in the table below represent the number of Florida and non-Florida residents for whom test results were received by the Department of Health. A person can be tested by more than one laboratory and can have both positive and negative results. **Therefore, the sum of the numbers in each column will be larger than the total number of people tested.**

Reporting lab	Inconclusive	Negative	Positive	Percent positive	Total
MD NOW MEDICAL CENTER			6	100%	6
AMERICAN EAGLE LEESBURG AL LLC DBA VISTA LAKE			6	100%	6
FLORIDA MEDICAL SPECIALISTS		2	4	67%	6
MORRIS HALL/ST JOSEPH NURSING CENTER		6			6
ASCENSION ST VINCENT'S CLAY COUNTY			6	100%	6
SANTOS REHABILITATION CENTER INC			6	100%	6
CVS CT2210POCT RIVERSIDE		6			6
UPMC HEALTH SYSTEM		4	2	33%	6
MINUTECLINIC, DIAGNOSTIC OF TEXAS, LLC		6			6
DEVANSH LAB WERKS		1	5	83%	6
XPRESS URGENT CARE LLC		6			6
BAYCARE ALLIANT HOSPITAL			6	100%	6
CVS SC5550POCT CLOVER		5	1	17%	6
TRUSTBRIDGE			6	100%	6
CVS TX7825POCT FRISCO		5	1	17%	6
MINUTECLINIC LLC #5041		2	4	67%	6
UNILAB OF DADE INC			6	100%	6
ATLANTIC COMMUNITY HIGH SCHOOL		5	1	17%	6
PHYSICIANS URGENT CARE BERRY FARMS		4	2	33%	6
RURAL HEALTH CARE INC			6	100%	6
FIFTH AVENUE PEDIATRICS		3	3	50%	6
LEHIGH REGIONAL MEDICAL CENTER LABORATORY		3	3	50%	6
WIREGRASS MEDICAL CENTER			6	100%	6
ST BARNABAS HOSPITAL		6			6
ELITE MEDICAL CENTER		1	5	83%	6
HUNTERS CREEK PEDIATRICS		6			6
MINUTECLINIC, LLC #07852		5	1	17%	6
BROOKDALE CLERMONT			6	100%	6
Englewood Health Care Center		6			6
MINUTECLINIC DIAGNOSTIC OF TN PC #442		4	2	33%	6
CVS MA1095POCT AMHERST		5	1	17%	6
BOCA VIPEDIATRICS			6	100%	6
QUICK CARE MED WALK IN AND URGENT CARE			6	100%	6
MINUTECLINIC DIAGNOSTICS OF IND LLC		3	3	50%	6
COVID RAPID LABS		1	5	83%	6
ALLEGRO FLEMING ISLAND		1	5	83%	6
SIGNATURE URGENT CARE			6	100%	6
CVS IL1170POCT JOLIET		6			6
DOCTORS OFFICE OF NEW JERSEY		6			6
TEXAS MEDCLINIC			6	100%	6
PATHGROUP LABS, LLC		4	2	33%	6
COMMUNITY HEALTH CENTERS OF PINELLAS, INC		4	2	33%	6
SOUTHERN CORRECTIONAL MEDICINE LLC		6			6
MEDEXPRESS URGENT CARE - LOGAN		6			6
PENN NURSING CENTER		6			6
FAMILY CARE MEDICAL CENTER			6	100%	6

COVID-19: testing by laboratory

Data through May 6, 2021 verified as of May 7, 2021 at 09:25 AM

Data in this report are provisional and subject to change.

The numbers in the table below represent the number of Florida and non-Florida residents for whom test results were received by the Department of Health. A person can be tested by more than one laboratory and can have both positive and negative results. **Therefore, the sum of the numbers in each column will be larger than the total number of people tested.**

Reporting lab	Inconclusive	Negative	Positive	Percent positive	Total
LPG COCONUT POINT - FAMILY/ INTERNAL MEDICINE		6			6
MINUTECLINIC DIAGNOSTIC OF OHIO #6139		6			6
MEDEXPRESS URGENT CARE - PRINCETON		5	1	17%	6
UF HEALTH PATHOLOGY LABORATORIES			6	100%	6
PR HEALTH		1	5	83%	6
Northwell Lab		2	4	67%	6
MEDEXPRESS URGENT CARE - VINELAND S MA		6			6
CVS NV2928POCT LAS VEGAS		6			6
RAPID MEDLAB (004M0)		5	1	17%	6
Kennedy University Hospital		5	1	17%	6
UW MEDICINE VIROLOGY LAB			6	100%	6
MEDEXPRESS URGEN CARE - EAST BRUNSWICK		6			6
PUBLIC HEALTH LAB		6			6
CVS MA2401POCT MARSHFIELD		5	1	17%	6
CAMELLIA AT DEERWOOD		2	4	67%	6
CDRX INFUSION			6	100%	6
CVS PA10034POCT PITTSBURGH		6			6
VALSPAR CHAMPIONSHIP		6			6
MIZELL MEMORIAL HOSPITAL			6	100%	6
TALLAHASSEE MEMORIAL HEALTHCARE			6	100%	6
GUTHRIE MEDICAL GROUP LABORATORIES		6			6
MEDEXPRESS URGENT CARE - ELM GROVE		5	1	17%	6
STARMED FAMILY & URGENT CARE			6	100%	6
CVS MA447POCT NORTHAMPTON		4	2	33%	6
FLORIDA DEPARTMENT OF HEALTH SEMINOLE COUNTY		1	5	83%	6
VIERA PEDIATRICS		1	5	83%	6
ARC POINT LABS OF AUSTIN NORTH			6	100%	6
HELIX KH UC		1	5	83%	6
CVS IN6654POCT INDIANAPOLIS		5	1	17%	6
CVS TX2263POCT SAN ANTONIO		6			6
Advanced Care Center			6	100%	6
CVS PA2688POCT COLLEGEVILLE		6			6
MEDEXPRESS - NEWARK		6			6
HENDRY REGIONAL CONVENIENT CARE CENTER			6	100%	6
NORTH FLORIDA PEDIATRICS JASPER			6	100%	6
CVS NATIONAL HARBOR MD2297714CV		6			6
CVS TX7821POCT LEAGUE CITY		6			6
CVS NC6402POCT DAVIDSON		4	2	33%	6
THE WINDSOR OF OCALA		2	4	67%	6
CVS CA9823POCT SACRAMENTO		6			6
MOUNT SINAI BROOKLYN LABORATORY		5	1	17%	6
CLINICAL CARE ASSOCIATES			6	100%	6
REDMED OF CROSSTOWN		3	3	50%	6
GENTLE MEDICINE ASSOCIATES / DR. REGINE BATAILLE		6			6
MEDEXPRESS URGENT CARE, CHAMBERSBURG		5	1	17%	6
OVIDEO CHILDRENS HEALTH CENTER LLC		1	5	83%	6

COVID-19: testing by laboratory

Data through May 6, 2021 verified as of May 7, 2021 at 09:25 AM

Data in this report are provisional and subject to change.

The numbers in the table below represent the number of Florida and non-Florida residents for whom test results were received by the Department of Health. A person can be tested by more than one laboratory and can have both positive and negative results. **Therefore, the sum of the numbers in each column will be larger than the total number of people tested.**

Reporting lab	Inconclusive	Negative	Positive	Percent positive	Total
CVS NJ715POCT WAYNE		6			6
CURATIVE CARE CENTER INC		1	5	83%	6
UNILAB		2	4	67%	6
BNR PHARMACY INC		6			6
UT SOUTHWESTERN MEDICAL CENTER			6	100%	6
CVS MI8049POCT WATERFORD		5	1	17%	6
MANATEE MEMORIAL HOSPITAL CLINICAL LABORATORY			6	100%	6
DIXIE COUNTY EMERGENCY SERVICES			6	100%	6
PELICAN LANDING		1	5	83%	6
CAPITAL HEALTH PLAN LABORATORIES			6	100%	6
MEDEXPRESS URGENT CARE - LEDGEWOOD		5	1	17%	6
DEPARTMENT OF HEALTH AND HUMAN SERVICES DIVISION OF BEHAVIORAL HEALTH		1	5	83%	6
MCKENZIE-WILLAMETTE MEDICAL CENTER LAB		6			6
GENESIS FAMILY PRACTICE		3	3	50%	6
MEDEXPRESS URGENT CARE - WEIRTON		6			6
CELAL GUROL ERBAY, MD			6	100%	6
CENTRAL FLORIDA PRIMARY CARE			6	100%	6
CHILDREN'S HOSPITAL OF PHILADELPHIA		5	1	17%	6
CVS TX10140POCT THE WOODLANDS		5	1	17%	6
HOLLY HILL HOME INFUSION SERVICE		5	1	17%	6
ENIGMA DIAGNOSTIC, INC.			6	100%	6
CVS MA299POCT WORCESTER		6			6
CVS SC4382POCT SPARTANBURG		6			6
CAREWELL 301 - WARWICK			6	100%	6
BROWARD COUNTY HEALTH DEPT.			6	100%	6
HEARTLAND HOME HEALTH CARE		6			6
FIRST COAST CARDIOVASCULAR INSTITUTE PA			6	100%	6
PALM HARBOR DERMATOLOGY		4	2	33%	6
WAKEMED		1	5	83%	6
ELITE MD GROUP INC		2	4	67%	6
SOUTHERN OCEAN MEDICAL CENTER		6			6
MINUTECLINIC, LLC #07876		5	1	17%	6
FLORIDA HEALTHCARE OF ORLANDO		1	5	83%	6
AARK LABORATORY		6			6
AMERICAN MEDICAL RESPONSE - DENVER		3	3	50%	6
PANCARE HEALTH - ALTHA PUBLIC			6	100%	6
JERSEY SHORE MEDICAL CENTER		6			6
FLORIDA WOMAN CARE LABORATORY			6	100%	6
ORLANDO HEALTH PHYSICIAN GROUP			6	100%	6
Oakwood - North Baldwins Center for Living		6			6
RIVER CITY PRIMARY AND URGENT CARE			6	100%	6
MEDEXPRESS URGENT CARE SHADYSIDE		5	1	17%	6
CVS OH3393POCT AURORA		5	1	17%	6
NORTHSIDE HOSPITAL- CHEROKEE		5	1	17%	6
ADVANCED URGENT CARE OF MARATHON		1	5	83%	6
FLORIDA MEDICAL CLINIC -INTERNAL MED DADE CITY			6	100%	6

COVID-19: testing by laboratory

Data through May 6, 2021 verified as of May 7, 2021 at 09:25 AM

Data in this report are provisional and subject to change.

The numbers in the table below represent the number of Florida and non-Florida residents for whom test results were received by the Department of Health. A person can be tested by more than one laboratory and can have both positive and negative results. **Therefore, the sum of the numbers in each column will be larger than the total number of people tested.**

Reporting lab	Inconclusive	Negative	Positive	Percent positive	Total
SAINT PETER'S UNIVERSITY HOSPITAL		6			6
PROHEALTH MED		1	5	83%	6
PARADIGM LABORATORIES			6	100%	6
TAMIAMI LAB MILLENIUM			6	100%	6
AHF PUBLIC HEALTH LABORATORY			5	100%	5
MEDEXPRESS URGENT CARE - BECKLEY CROSS		4	1	20%	5
FINLAY		1	4	80%	5
MASSASHUSETTS STATE LAB INSTITUTE		2	3	60%	5
DEPARTMENT OF PATHOLOGY ROME MEMORIAL		3	2	40%	5
DAVENPORT PEDIATRICS PA		1	4	80%	5
ATLANTA PLUS URGENT CARE			5	100%	5
INNOVATIVE COVID-DIVERSEY			5	100%	5
CVS TN6414POCT SMYRNA		3	2	40%	5
CVS IL8750POCT CHICAGO		3	2	40%	5
CVS CT750POCT ENFIELD		5			5
NOVANT HEALTH UVA		2	3	60%	5
SEASIDE MANOR			5	100%	5
WYOMING PUBLIC HEALTH LAB			5	100%	5
MEDEXPRESS URGENT CARE - EWING		5			5
PM PEDIATRICS OF SELDEN		3	2	40%	5
AMI ST FRANCIS HOSPITAL LABORATORY		4	1	20%	5
PHYSICIANS IMMEDIATE CARE ELGIN			5	100%	5
COPELAND MEDICAL CLINIC		3	2	40%	5
IVY CREEK URGENT CARE OF ENTERPRISE			5	100%	5
CVS PA1657POCT YORK		4	1	20%	5
KEYSTONE REHABILITATION AND HEALTH CENTER		1	4	80%	5
IPSUM DIAGNOSTICS LLC		5			5
PIEDMONT HOSPITAL LAB			5	100%	5
UNIVERSITY OF CHICAGO MEDICAL CENTER LAB			5	100%	5
REHABILITATION CENTER AT JUPITER GARDENS		5			5
GIEBEIG FAMILY MEDICINE PA			5	100%	5
PRINCIPLE HOSPICE SERVICE, LLC			5	100%	5
OMNICARE PHARMACY OF TEXAS 1, LP DBA OMNICARE		5			5
MINUTECLINIC DIAGNOSTIC OF PENNSYLVAN		4	1	20%	5
SOUTH BEND MEDICAL FOUNDATION			5	100%	5
MEDICAL UNIVERSITY SC HOSPITAL			5	100%	5
QUENTIN N BURDICK MEMORIAL HEALTH CARE		5			5
CLINICAL CARE INC			5	100%	5
Life Care Center of Estero			5	100%	5
CVS AZ9210POCT SCOTTSDALE		5			5
WALGREENS # 04440		4	1	20%	5
MEDEXPRESS URGENT CARE - SOUTH PARKERSBURG		5			5
QUEST DIAGNOSTICS PSC		1	4	80%	5
BEACH HOUSE		5			5
CVS IN6757POCT COLUMBUS		5			5
CVS IL7017POCT BLOOMINGTON		5			5

COVID-19: testing by laboratory

Data through May 6, 2021 verified as of May 7, 2021 at 09:25 AM

Data in this report are provisional and subject to change.

The numbers in the table below represent the number of Florida and non-Florida residents for whom test results were received by the Department of Health. A person can be tested by more than one laboratory and can have both positive and negative results. **Therefore, the sum of the numbers in each column will be larger than the total number of people tested.**

Reporting lab	Inconclusive	Negative	Positive	Percent positive	Total
MONROE COUNTY DEPT OF PUBLIC HEALTH ST		5			5
PATIENT FIRST - LEESBURG			5	100%	5
LAKE MARY HEALTH AND REHABILITATION CENTER		1	4	80%	5
URGENT TEAM MANAGEMENT OF TENNESSEE, L		4	1	20%	5
DELAWARE PUBLIC HEALTH LABORATORY		2	3	60%	5
EASTCHESTER PEDIATRIC MEDICAL GROUP		5			5
ALPHADERA LABS, LLC			5	100%	5
CAPE COD HOSPITAL			5	100%	5
PHYSICIANS QUALITY CARE			5	100%	5
TANNER MEDICAL CENTER EAST AL		5			5
MIAMI MEDICAL CONSULTANT PA			5	100%	5
CVS MA394POCT SEEKONK		5			5
AUGUSTA HEALTH			5	100%	5
NORTH DADE NURSING AND REHABILITATION CENTER			5	100%	5
ManorCare Rehabilitation Center- Decatur		5			5
WELL HEALTH WORKS, LLC - THE GARDEN THEATER		5			5
MINUTECLINIC DIAGNOSTIC OF NEVADA-9586		4	1	20%	5
CVS NC2771POCT CLAYTON		4	1	20%	5
COOPER HOSPITAL/UNIVERSITY MEDICAL		5			5
MEDEXPRESS URGENT CARE - WALDORF, CRAIN HWY		5			5
JACKSON SOUTH COMMUNITY HOSPITAL LAB			5	100%	5
BROOKDALE NEW PORT RICHEY			5	100%	5
Samuel S. Stratton VAMC		5			5
DICKSON MEDICAL ASSOCIATES PC PATH LAB		4	1	20%	5
ST VINCENTS AMBULATORY CARE INC		3	2	40%	5
JOSEPH SCHENKER MD PC		5			5
PREMIER PEDIATRICS		1	4	80%	5
FARRIOR FACIAL PLASTIC SURGERY		5			5
PREMIER MEDICAL LABORATORY	1	2	2	40%	5
CVS PA258POCT MCKEES ROCKS		5			5
JUPITER ISLAND MEDICAL CLINIC INC		5			5
FLORIDA PRIMARY CARE AND SPORTS MEDICINE INC		2	3	60%	5
HUNT CLUB MEDICAL CARE			5	100%	5
UNC HOSPITAL/MCLENDON CLINICAL LABORATORIES			5	100%	5
BLUETAIL MEDICAL GROUP, LLC		4	1	20%	5
MEDEXPRESS URGENT CARE MARTINSBURG		3	2	40%	5
CVS NE8615POCT LINCOLN		4	1	20%	5
MINUTECLINIC DIAGNOSTIC OF PENNSYLVANIA, LLD #1545		5			5
BAPTIST HOSPITAL EMPLOYEE HEALTH OFF			5	100%	5
MED EXPRESS URGENT CARE PC - MARYLAND		4	1	20%	5
CVS NV408817POCT LAS VEGAS		1	4	80%	5
GENTLE HANDS MOBILE PHLEBOTOMY			5	100%	5
BAPTIST HEALTH - TOWN CENTER			5	100%	5
PUTNAM COUNTY PUBLIC HEALTH UNIT		5			5
QUINTON MEMORIAL HEALTH CARE CENTER		5			5
THE UNIVERSITY OF VERMONT MEDICAL CENTER		4	1	20%	5

COVID-19: testing by laboratory

Data through May 6, 2021 verified as of May 7, 2021 at 09:25 AM

Data in this report are provisional and subject to change.

The numbers in the table below represent the number of Florida and non-Florida residents for whom test results were received by the Department of Health. A person can be tested by more than one laboratory and can have both positive and negative results. **Therefore, the sum of the numbers in each column will be larger than the total number of people tested.**

Reporting lab	Inconclusive	Negative	Positive	Percent positive	Total
UNIVERSITY OF MIAMI / SCCC RESEARCH LABORATORY			5	100%	5
SONATA VERO BEACH		5			5
ELDER ALTERNATIVES INC		3	2	40%	5
SOUTH FLORIDA FAMILY HEALTH & RESEARCH CTR			5	100%	5
SOUTH FLORIDA RESEARCH ORGANIZATION			5	100%	5
COLUMBIA MEMORIAL HOSPITAL LABORATORY		5			5
LABCORP UNSPECIFIED		5			5
THONOTOSASSA COMMUNITY HEALTH CENTER		1	4	80%	5
PIEDMONT NEWNAN HOSPITAL		4	1	20%	5
DIAGNOSTECHS		4	1	20%	5
JOE DIMAGGIO CHILDREN'S HOSPITAL		1	4	80%	5
UCF STUDENT HEALTH SERVICES LABORATORY		2	3	60%	5
MEDEXPRESS URGENT CARE - SUMMERSVILLE, WEBSTER RD		5			5
WILLOW CREEK RETIREMENT CENTER		5			5
INVESCLINIC US, LLC		5			5
NORTH SHORE HEMATOLOGY-ONCOLOGY ASSOCIATES, PC		5			5
ELEVATION HEALTH LABORATORY		5			5
CVS SC1540POCT MYRTLE BEACH		4	1	20%	5
BAYSHORE LABORATORY		4	1	20%	5
RUSH UNIVERSITY MEDICAL CENTER LABORATORY			5	100%	5
MD NOW MEDICAL CENTER INC			5	100%	5
DEPARTMENT OF HEALTH AND HUMAN SERVICES LANSING			5	100%	5
CVS GA2279POCT SUWANEE		5			5
Walker BaptistMedCtr		4	1	20%	5
Kroger 449 - The Little Clinic Mountain Park		4	1	20%	5
WATERTOWN URGENT CARE PLLC		5			5
DOCS URGENT CARE		1	4	80%	5
MEDEXPRESS URGENT CARE PLEASANT HILLS		4	1	20%	5
OPTUMCARE FLORIDA, LLC		3	2	40%	5
ADVANCED PEDIATRICS OF BOCA LLC			5	100%	5
MENORAH MANOR			5	100%	5
GARDENS PEDIATRICS			5	100%	5
CVS IN5696POCT FORT WAYNE		5			5
LAFAYETTE NURSING AND REHAB			5	100%	5
SAFETY HARBOR SENIOR LIVING			5	100%	5
MINUTECLINIC LLC (2335)		4	1	20%	5
CVS GA5637POCT VILLA RICA		5			5
Rosedale Green		5			5
MINUTECLINIC DIAG OF IND, LLC #8645		5			5
SUTTER TRACY COMMUNITY HOSPITAL			5	100%	5
FRANCES WARDE MEDICAL LABORATORY		2	3	60%	5
FORSYTH HOUSE			5	100%	5
FRESENIUS MEDICAL CARE			5	100%	5
WOMACK ARMY MEDICAL CENTER			5	100%	5
RHEA MEDICAL CENTER		5			5
THE DOCTORS CENTER HEALTHCARE-SOUTHSIDE		1	4	80%	5

COVID-19: testing by laboratory

Data through May 6, 2021 verified as of May 7, 2021 at 09:25 AM

Data in this report are provisional and subject to change.

The numbers in the table below represent the number of Florida and non-Florida residents for whom test results were received by the Department of Health. A person can be tested by more than one laboratory and can have both positive and negative results. **Therefore, the sum of the numbers in each column will be larger than the total number of people tested.**

Reporting lab	Inconclusive	Negative	Positive	Percent positive	Total
AEL KNOXVILLE			5	100%	5
SCIENCE CARE			5	100%	5
MINUTECLINIC DIAGNOSTIC MED GRP OF ORA		4	1	20%	5
EAST CENTRAL FLORIDA OUT PATIENT IMAGING			5	100%	5
TAMPA FAMILY HEALTH CENTER		1	4	80%	5
INFECTION CONTROL/ EMPHEALTH		3	2	40%	5
NAVAL MEDICAL CENTER			5	100%	5
URGENT MED INC		3	2	40%	5
VEIL VALLEY MEDICAL CENTER			5	100%	5
INVERNESS FAMILY CARE HIGH RISK PLLC			5	100%	5
PATIENT FIRST			5	100%	5
ARKANSAS DEPARTMENT OF HEALTH			5	100%	5
MEDEXPRESS URGENT CARE HUNTINGTON		5			5
ALVARO J DANGOND MD PA		4	1	20%	5
MID FLORIDA HEALTH INC			5	100%	5
TMH PHYSICIAN PARTNERS SOUTHWOOD		1	4	80%	5
THE RETREAT AT PORT ORANGE			5	100%	5
APOLLO GARDENS RETIREMENT RESIDENCE CARE		5			5
ST JOHNS BIOMEDICAL LAB		5			5
MD ANDERSON CANCER CENTER DI BAY AREA			5	100%	5
MINUTECLINIC DIAGNOSTIC OF WISCONSIN, LLC		5			5
MINUTECLINIC DIAGNOSTIC OF VIRGINIA, LLC #1980		3	2	40%	5
MARIANNA CBOC		5			5
CVS MA929POCT FRANKLIN		5			5
MINUTECLINIC DIAGNOSTIC MED GRP OF SAN		4	1	20%	5
EAST BANK HOSPITAL - UNIVERSITY OF MINNESOTA MEDICAL CENTER			5	100%	5
KETTERING HEALTH			5	100%	5
HILLSBOROUGH COUNTY HEALTH DEPARTMENT			5	100%	5
CLEVELAND CLINIC MARTIN HEALTH NURSING & RESTORATIVE		5			5
CHAMPLAIN VALLEY PHYSICIANS HOSPITAL		3	2	40%	5
WINCHESTER MEDICAL CENTER			5	100%	5
LABS PLUS LLC		5			5
CVS KY2332POCT GEORGETOWN		4	1	20%	5
FHPG FAMILY MEDICAL CENTER OF TAMPA BAY		1	4	80%	5
WILSON PEDIATRICS			5	100%	5
CLINICAL LABORATORIES OF THE BUFFALO		4	1	20%	5
Hillspring of Springboro		5			5
CVS OK6225POCT EDMOND		5			5
HELIX DIAGNOSTIX		2	3	60%	5
ST JOSEPHS BEHAVIORAL HEALTH CENTER			5	100%	5
LPG PEDIATRICS AT CAPE CORAL		5			5
SIENA COLLEGE SPORTS MEDICINE CENTER		5			5
EXCEL URGENT CARE OF NJ, LLC		3	2	40%	5
Birchaven		5			5
CELERION			5	100%	5
ADERHOLT MEDICAL, LLC		5			5

COVID-19: testing by laboratory

Data through May 6, 2021 verified as of May 7, 2021 at 09:25 AM

Data in this report are provisional and subject to change.

The numbers in the table below represent the number of Florida and non-Florida residents for whom test results were received by the Department of Health. A person can be tested by more than one laboratory and can have both positive and negative results. **Therefore, the sum of the numbers in each column will be larger than the total number of people tested.**

Reporting lab	Inconclusive	Negative	Positive	Percent positive	Total
CVS M010053POCT SAINT PETERS		5			5
STVHCS - Dental Outpatient Clinic		5			5
WEST PACIFIC MEDICAL LABORATORY			5	100%	5
CVS GA5622POCT DALLAS		3	2	40%	5
MEDHELP 280		5			5
HEALTHCARE NETWORK OF SOUTHWEST FLORIDA			5	100%	5
IMMERSION RESIDENTIAL LLC			5	100%	5
MINUTECLINIC DIAG OF IND, LLC #6910		5			5
LabCorp of America			5	100%	5
REGIONAL MEDICAL CENTER BAYONET POINT			5	100%	5
MEDEXPRESS URGENT CARE- COLUMBIA HEIGH		5			5
PEDIATRICS OF CENTRAL FLORIDA - POINCIANA		3	2	40%	5
CVS TX5877POCT PEARLAND		5			5
UNIVERISTY OF MEMPHIS ATHLETIC TRAINI		5			5
PRECISION DIAGNOSTICS INC - NJ		5			5
CYPRESS CREEK MEDICAL CENTER			5	100%	5
PEDIATRIC URGENT HEALTH CARE			5	100%	5
URGENT CARE OF ERWIN		5			5
SPRINGHILL SENIOR RESIDENCE		5			5
KINGSWAY MEDICAL CENTER INC		2	3	60%	5
MEDEXPRESS - NEW CASTLE, DUPONT HWY		4	1	20%	5
JOHN T MACKAY MD			5	100%	5
MINUTECLINIC DIAG OF IND LLC #6840		5			5
GOOD SAMARITAN HOSPITAL		3	2	40%	5
CARL R DARNALL ARMY MEDICAL CENTER			5	100%	5
NIBHA MEDIRATTA MD PL			5	100%	5
HAWTHORNE HEALTH AND REHABILITATION			5	100%	5
MEDEXPRESS URGENT CARE - WILKES BARRE		4	1	20%	5
NORTHPORT MEDICAL CENTER LAB		5			5
PUTNAM HOSPITAL CENTER LABORATORY		5			5
XRL SXF REF LAB		5			5
BIOTECH CLINICAL LABORATORY			5	100%	5
GENEVA GENERAL HOSPITAL LABORATORY		3	2	40%	5
WESTMINSTER SHORES			5	100%	5
REELFOOT FAMILY WALK IN CLINIC		4	1	20%	5
CVS SC2269POCT COLUMBIA		4	1	20%	5
MEDEXPRESS URGENT CARE - BECKLEY		3	2	40%	5
FLORIDA DEPARTMENT OF HEALTH - INVERNESS		3	2	40%	5
BOND & STEELE CLINIC PA D/B/A BOND CLINIC PA		5			5
SOUTHEAST GEORGIA PHYSICIAN ASSOCIATES		4	1	20%	5
ADVENT HEALTH MEDICAL GROUP		4	1	20%	5
ADVANCED HEART CARE OF SOUTH FLORIDA		5			5
Kroger 099 - The Little Clinic Fort Collins		5			5
EGL GENETICS DIAGNOSTICS			5	100%	5
CULLMAN REGIONAL URGENT CARE		4	1	20%	5
ADVENTHEALTH GORDON		4	1	20%	5

COVID-19: testing by laboratory

Data through May 6, 2021 verified as of May 7, 2021 at 09:25 AM

Data in this report are provisional and subject to change.

The numbers in the table below represent the number of Florida and non-Florida residents for whom test results were received by the Department of Health. A person can be tested by more than one laboratory and can have both positive and negative results. **Therefore, the sum of the numbers in each column will be larger than the total number of people tested.**

Reporting lab	Inconclusive	Negative	Positive	Percent positive	Total
MEDEXPRESS URGENT CARE - DANVILLE		5			5
LEVY COUNTY DEPT. OF PUBLIC SAFETY		2	3	60%	5
CVS CA9963POCT SAN DIEGO		5			5
CONCENTRA - ORLANDO SOUTH II		4	1	20%	5
THE CLINIC OF PEDIATRICS & GI MEDICINE, INC			5	100%	5
MINUTECLINIC, LLC #1431		4	1	20%	5
MINUTECLINIC, LLC #7139		5			5
BUEN PASTOR MEDICAL CENTER, INC			5	100%	5
LAKEVIEW HEALTHCARE SYSTEM LLC			5	100%	5
PINECREST PEDIATRICS GROUP LLC			5	100%	5
WALGREENS# 00323		5			5
PBSO HEALTH AND WELLNESS CENTER		1	4	80%	5
WOODHULL MEDICAL AND MENTAL HEALTH CTR		5			5
WASHINGTON STATE DEPARTMENT OF HEALTH PUBLIC HEALTH LABORATORIES			5	100%	5
FOUNDCARE, INC			5	100%	5
Oceanside Health & Rehabilitation Center		5			5
CVS MA1845POCT WILMINGTON		4	1	20%	5
CARENOW URGENT CARE - WINTER SPRINGS		4	1	20%	5
AMAVIDA		5			5
CFP PHYSICIANS GROUP			5	100%	5
PRL NYC PANDEMIC RESPONSE LAB			5	100%	5
PARADISE VILLA ALF INCORPORATED		5			5
COMMONS AT ORLANDO LUTHERAN TOWERS SNF			5	100%	5
MORGAN STANLEY HEALTH CENTER		5			5
MID - FLORIDA PATHOLOGY LLC		1	4	80%	5
HELIX URGENT CARE			5	100%	5
GULF COAST VETERANS HCS PANAMA CITY OPC		5			5
INDIAN RIVER PRIMARY CARE PA		5			5
RIO PINAR HEALTH CARE			5	100%	5
ATLANTIC SURGERY CENTER OF JACKSONVILLE BEACH		5			5
MEDEXPRESS URGENT CARE - BRIDGEVILLE		5			5
QUALITY MEDICAL CARE			5	100%	5
ST LUCIE COUNTY HEALTH DEPARTMENT		4	1	20%	5
Edward Hines, Jr. VA Hospital		4	1	20%	5
MIAMI CANCER INSTITUTE			5	100%	5
THE LITTLE CLINIC			5	100%	5
ALLIANCE FOR MULTISPECIALTY RESEARCH		5			5
DELTONA VA CBOC		4	1	20%	5
WALGREENS #09475		5			5
FAMILY TREE DNA			5	100%	5
OCCMED SOLUTIONS		2	3	60%	5
NORTHERN MICHIGAN UNIVERSITY ATHLETICS		5			5
PIEDMONT FAYETTE HOSPITAL		3	2	40%	5
NORTHWOOD UNIVERSITY-BENNETT SPORTS CENTER		5			5
CVS AZ9290POCT PHOENIX		4	1	20%	5
VA PRIMARY CARE ANNEX			5	100%	5

COVID-19: testing by laboratory

Data through May 6, 2021 verified as of May 7, 2021 at 09:25 AM

Data in this report are provisional and subject to change.

The numbers in the table below represent the number of Florida and non-Florida residents for whom test results were received by the Department of Health. A person can be tested by more than one laboratory and can have both positive and negative results. **Therefore, the sum of the numbers in each column will be larger than the total number of people tested.**

Reporting lab	Inconclusive	Negative	Positive	Percent positive	Total
CVS OH10893POCT PARMA		2	3	60%	5
RURAL/METRO MIDSOUTH, MINUTECLINIC # 21110		5			5
MINUTECLINIC # 21110		3	2	40%	5
MONTCLAIR STATE UNIV/HLTH & WELLNESS		5			5
CVS TN7698POCT KNOXVILLE		5			5
LAKE COUNTY DETENTION CENTER Wilkes-Barre VAMC		3	2	40%	5
Wilkes-Barre VAMC		5			5
ADVENTHEALTH MEDICAL GROUP PEDIATRICS		2	3	60%	5
Arbors at Marietta		5			5
STEUBEN COUNTY PUBLIC HEALTH		5			5
CVS CA9606POCT TEMECULA		5			5
MEDEXPRESS URGENT CARE FOX CHAPEL		5			5
FLORIDA HOSPITAL LAKE MARY		5			5
URGENT CARE COASTAL GA			5	100%	5
MINUTECLINIC OF NEVADA-2955 S FT APACH		5			5
CVS MA2172POCT NORTH GRAFTON		5			5
CVS AZ10150POCT PHOENIX		4	1	20%	5
WASHINGTON COLLEGE HEALTH SERVICES		5			5
MARION COUNTY FIRE RESCUE		3	2	40%	5
FLORIDA HEALTH CARE PLANS STIRLING CENTER			5	100%	5
CAREHERE LCS- EUSTIS			5	100%	5
BRIGHAM AND WOMEN'S HOSPITAL		1	4	80%	5
NEW YORK STATE DEPARTMENT OF HEALTH			5	100%	5
PATIENT FIRST - ALLENTOWN			5	100%	5
RELIANT IMMUNE DIAGNOSTICS			5	100%	5
PRECISION LABS LLC		2	3	60%	5
FLAGLER HEALTH SERVICES INC			5	100%	5
MEDEXPRESS URGENT CARE - MOUNTAIN HOME		4	1	20%	5
CITRUS HEALTH NETWORK INC		2	3	60%	5
APC PEDIATRICS			5	100%	5
PALM BEACH DIGESTIVE ASSOCIATES			5	100%	5
CANDLER HOSPITAL PATHOLOGY LABORATORY		3	2	40%	5
MINNESOTA DEPARTMENT OF HEALTH PUBLIC HEALTH LABORATORY DIVISION	1		4	80%	5
FLORIDA PRIMARY & SPECIALTY CARE		5			5
FALLSBURG CHAI		5			5
ELITE CARE			5	100%	5
MONTEFIORE MEDICAL CENTER LABS MONTEFIORE		4	1	20%	5
MINUTECLINIC DIAG OF IND, LLC #6553		5			5
METHODIST HEALTHCARE UNIVERSITY HOSPIT		5			5
COVENANT COLLEGE HEALTH SERVICES		5			5
RUSSELL SAGE COLLEGE WELLNESS CENTER		5			5
MEDICAL CENTER OF BLOUNTSTOWN			5	100%	5
FRESENIUS KIDNEY CARE SOUTH ORLANDO			5	100%	5
CLINICAL PATHOLOGY LABORATORIES			5	100%	5
MEDEXPRESS URGENT CARE - CHERRY HILL		5			5
MEDEXPRESS URGENT CARE LAVALE		5			5

COVID-19: testing by laboratory

Data through May 6, 2021 verified as of May 7, 2021 at 09:25 AM

Data in this report are provisional and subject to change.

The numbers in the table below represent the number of Florida and non-Florida residents for whom test results were received by the Department of Health. A person can be tested by more than one laboratory and can have both positive and negative results. **Therefore, the sum of the numbers in each column will be larger than the total number of people tested.**

Reporting lab	Inconclusive	Negative	Positive	Percent positive	Total
ENT AND ALLERGY ASSOCIATES OF FLORIDA, LLC			5	100%	5
SARASOTA IMMEDIATE CARE			5	100%	5
BOROPARK URGENT CARE		4	1	20%	5
LIVING WATERS MEDICAL CENTER			5	100%	5
GRADY MEMORIAL HOSPITAL/MICRO			5	100%	5
NATURE COAST PRIMARY CARE LAB LLC		1	4	80%	5
WELLMED AT APOLLO BEACH BLVD		3	2	40%	5
WHITE WILSON MEDICAL CENTER - FWB		1	4	80%	5
ST JOSEPHS HOSPITAL PATHOLOGY LAB		4	1	20%	5
FLORIDA CLINICAL LABORATORY - BIOREFERENCE LABORATORIES		2	3	60%	5
SJH			5	100%	5
MIDDLEBURG VA CBOC		4	1	20%	5
CARENOW URGENT CARE - CENTRAL AUSTIN		1	4	80%	5
AHC Decatur County		5			5
INTERNAL MEDICINE & PRIMARY CARE ASSOCIATES, PLC			5	100%	5
PEDIATRICS OF ALTAMONTE		5			5
MEDEXPRESS URGENT CARE - FREDERICK		5			5
LIFEPLUS HEALTHCARE GROUP INC		5			5
CVS NC7548POCT FUQUAY VARINA		4	1	20%	5
Wynfield Park Health and Rehabilitation		5			5
SHARP MEMORIAL HOSPITAL MICROBIOLOGY DEPT			4	100%	4
MEDEXPRESS URGENT CARE - TEAYS VALLEY		3	1	25%	4
RML PHARMACY PC		4			4
SIGNATURE CARE EMERGENCY CENTER		2	2	50%	4
ACCESS RECOVERY SOLUTIONS LLC			4	100%	4
WHITE EARTH IHS MAIN LAB		4			4
RAJ K PAI MD PA			4	100%	4
ASCENDI HOME HEALTH AGENCY INC			4	100%	4
WILLIAM S MIDDLETON MEMORIAL VET HOSP		4			4
FLORIDA MEDICAL CENTER		1	3	75%	4
CVS AZ5026POCT MESA		4			4
MAYO CLINIC BEACHES PRIMARY CARE CTR		3	1	25%	4
BAPTIST HEALTH MEDICAL CENTER			4	100%	4
MEDNOW URGENT CARE		3	1	25%	4
CVS HEALTH, #5962		4			4
PINELLAS POINT NURSING AND REHAB			4	100%	4
WALGREENS #04311		4			4
FLORIDA HOSPITAL ALTAMONTE		2	2	50%	4
Lakeview Village		4			4
PHYSICIANS IMMEDIATE CARE AURORA			4	100%	4
MIDDLETON PEDIATRICS			4	100%	4
Metro West Nursing and Rehab			4	100%	4
FCHC (OB)-DARWIN SQUARE CTR.			4	100%	4
NEULIFE NEUROLOGICAL SERVICES LLC			4	100%	4
VA SALT LAKE CITY HCS		4			4
LAKE MARY PEDIATRICS			4	100%	4

COVID-19: testing by laboratory

Data through May 6, 2021 verified as of May 7, 2021 at 09:25 AM

Data in this report are provisional and subject to change.

The numbers in the table below represent the number of Florida and non-Florida residents for whom test results were received by the Department of Health. A person can be tested by more than one laboratory and can have both positive and negative results. **Therefore, the sum of the numbers in each column will be larger than the total number of people tested.**

Reporting lab	Inconclusive	Negative	Positive	Percent positive	Total
MEMORIAL HEALTHCARE SYSTEM		1	3	75%	4
PORT ORANGE NURSING & REHAB			4	100%	4
DEPARTMENT OF HEALTH AND ENVIRONMENTAL CONTROL			4	100%	4
PRESBYTERIAN FAMILY HEALTHCARE-KASEMAN		4			4
FHCP - ORMOND BEACH			4	100%	4
FLORIDA HEALTHCARE PLAN			4	100%	4
SONIC REFERENCE LABORATORY			4	100%	4
CVS OH3329POCT LAKEWOOD		4			4
LAHEY CLINIC MEDICAL CENTER			4	100%	4
Kroger 752 - The Little Clinic Central Station		3	1	25%	4
ELEVATION DIAGNOSTICS		4			4
TMH REHABILITATION CENTER		4			4
Eldorado Rehab & Healthcare		4			4
PILGRIM PHARMACY INC		4			4
MOBILE HEALTH MEDICAL SERVICES PC		4			4
Health Care Center of Jacksonville			4	100%	4
OPTUM FLORIDA		3	1	25%	4
MINUTECLINIC DIAG OF IND LLC #1367		4			4
PANCARE HEALTH YOUNGSTOWN			4	100%	4
BUCKINGHAM PLACE ALF		4			4
Millennium Nursing & Rehab Center		4			4
MEDEXPRESS URGENT CARE - SOMERSET TOWNSHIP		4			4
LIFE CARE HOME HEALTH SERVICES LLC		1	3	75%	4
Medilodge of Alpena		4			4
UNIVERSITY OF MIAMI HOSPITALS & CLINIC			4	100%	4
Kroger 895 - The Little Clinic Green Hills		4			4
CAREWELL URGENT CARE			4	100%	4
MC DIAGNOSTIC OF CONNECTICUT, PC #252		3	1	25%	4
WALGREENS #3811		1	3	75%	4
HARBORCHASE OF VILLAGES CROSSING			4	100%	4
SIGNATURE CARE MONTROSE		2	2	50%	4
CARE ONE PRIMARY CARE			4	100%	4
MINUTECLINIC DIAGNOSTIC OF NORTH CARO		4			4
PROMPT CARE OF CENTRAL FLORIDA LLC		1	3	75%	4
ST PETE DIRECT PRIMARY CARE		2	2	50%	4
AFC URGENT CARE GUNBARREL			4	100%	4
Hunterdon Medical Center Laboratory		4			4
PARKWAY DRUGS OF ONEIDA COUNTY NORTH I		3	1	25%	4
SOUTHLAND SUITES OF LAKELAND			4	100%	4
GENUS DIAGNOSTICS			4	100%	4
MAURY REGIONAL MEDICAL CENTER		4			4
Kroger 186 - The Little Clinic Holiday Manor		3	1	25%	4
TAVARES VA COMMUNITY OUTPATIENT CLINIC		4			4
MARSHFIELD LABORATORIES			4	100%	4
GILCHRIST COUNTY HEALTH DEPT			4	100%	4
PLAINVIEW PRIMARY CARE		4			4

COVID-19: testing by laboratory

Data through May 6, 2021 verified as of May 7, 2021 at 09:25 AM

Data in this report are provisional and subject to change.

The numbers in the table below represent the number of Florida and non-Florida residents for whom test results were received by the Department of Health. A person can be tested by more than one laboratory and can have both positive and negative results. **Therefore, the sum of the numbers in each column will be larger than the total number of people tested.**

Reporting lab	Inconclusive	Negative	Positive	Percent positive	Total
ST. MARY'S HOSPITAL			4	100%	4
BETHESDA HOSPITAL WEST BLOOD GAS LAB			4	100%	4
MEDEXPRESS URGENT CARE CHICOPEE		3	1	25%	4
SMOKY MOUNTAIN URGENT CARE AND FAMILY MEDICINE CENTER			4	100%	4
CANOPY PEDIATRICS		4			4
WESLEY CHAPEL INTERNAL MEDICINE AND PEDIATRICS			4	100%	4
Louis Stokes Cleveland VA - Midtown Dialysis Center		4			4
MEDEXPRESS URGENT CARE - CINNAMINSON		3	1	25%	4
NHC HealthCare, Cookeville		4			4
MEDEXPRESS URGENT CARE - RUNNEMEDE		2	2	50%	4
SIMEDHEALTH, LLC		2	2	50%	4
MERCY HOSPITAL			4	100%	4
NYC PUBLIC HEALTH LABS			4	100%	4
BETHPAGE MEDICAL PLLC		4			4
EMERALD TRACE		4			4
IMA MEDICAL CENTER OF OVIEDO			4	100%	4
URGENT CARE - OCONEE		2	2	50%	4
CVS NV8784POCT LAS VEGAS		3	1	25%	4
MINUTE CLINIC DIAGNOSTIC OF VIRGINIA, LLC #6292		3	1	25%	4
HEALTH EXPRESS URGENT CARE		2	2	50%	4
SINAI PLAZA NURSING AND REHAB CENTER			4	100%	4
ManorCare Health Services Camp Hill		4			4
ACHN CLINIC			4	100%	4
Mitchell Hollingsworth Nursing and Rehab		4			4
Heartland of Boynton Beach			4	100%	4
CAPTAIN JAMES A. LOVELL FEDERAL HEALTHCARE CENTER			4	100%	4
CAREMOUNT MEDICAL PC - BEDFORD URGENT		4			4
DACH MAIN LAB			4	100%	4
MEDEXPRESS URGENT CARE - LITTLE ROCK		3	1	25%	4
INTRACOASTAL LABS INC		4			4
HELIX BIOMEDICS LLC			4	100%	4
DEBORAH HEART AND LUNG CENTER		4			4
TOTAL RENAL LAB		3	1	25%	4
PM PEDIATRICS OF BAYSIDE, PLLC - MANHASSET		4			4
INFINITI LABS INC			4	100%	4
CONSOLIDATED LABORATORY SERVICES			4	100%	4
SKYLINE UROLOGY		4			4
SANFORD SOUTH UNIVERSITY		4			4
Sears Coastal Nursing and Rehab		4			4
ADVENTHEALTH MEDICAL GROUP COMMUNITY MEDICINE		3	1	25%	4
Marian Manor, Inc		4			4
TRUE HEALTH- HOFFNER		3	1	25%	4
MINUTECLINIC DIAGNOSTIC OF OHIO #6192		4			4
MEDEXPRESS URGENT CARE-ARLINGTON		3	1	25%	4
FAMILY MEDICINE AT WATERMAN		4			4
SOUTH BAY CORRECTIONAL FACILITY			4	100%	4

COVID-19: testing by laboratory

Data through May 6, 2021 verified as of May 7, 2021 at 09:25 AM

Data in this report are provisional and subject to change.

The numbers in the table below represent the number of Florida and non-Florida residents for whom test results were received by the Department of Health. A person can be tested by more than one laboratory and can have both positive and negative results. **Therefore, the sum of the numbers in each column will be larger than the total number of people tested.**

Reporting lab	Inconclusive	Negative	Positive	Percent positive	Total
JUPITER INTERNAL MEDICINE AND ASSOCIATES			4	100%	4
CULLMAN REGIONAL MEDICAL CENTER		3	1	25%	4
LATCHER LABORATORY OF A O FOX MEMORIAL		2	2	50%	4
GERALD CHAMPION REGIONAL MEDICAL CENTE		4			4
STEAMBOAT EMERGENCY CENTER			4	100%	4
FLORIDA ADDICTION AND RECOVERY CENTER INC		4			4
ARCPPOINT LABS OF FORT LAUDERDALE, FL CENTRAL		1	3	75%	4
EASTSIDE MEDICAL CENTER		4			4
ARCPPOINT LABS OF ALTAMONTE SPRINGS		2	2	50%	4
ANY LAB TEST FAST CORP		3	1	25%	4
Kroger 959 - The Little Clinic Carmel		4			4
LEON MEDICAL CENTERS, LLC			4	100%	4
1ST CHOICE URGENT CARE CENTER LLC		3	1	25%	4
NHC HealthCare, Pulaski		4			4
Park Ridge Nursing Center		3	1	25%	4
MEDEXPRESS URGENT CARE - WEST ST PAUL, ROBERT ST S		3	1	25%	4
CLINICAL CARE CENTER, INC			4	100%	4
CRESTAR LABS		2	2	50%	4
NEXT BIO RESEARCH SERVICES, LLC		1	3	75%	4
CVS NE5714POCT OMAHA		3	1	25%	4
CVS IL2297144CV CHICAGO		4			4
Overton Brooks VAMC		4			4
UNIVERSITY OF MIAMI STUDENT HEALTH SERVICE			4	100%	4
FAMILY MEDICINE AT WINTER PARK			4	100%	4
EAST TENNESSEE CHILDREN'S HOSPITAL		3	1	25%	4
ELIZABETH CITY HEALTH & REHABILITATION		4			4
State Lab Unspecifd			4	100%	4
BEAUFORT MEMORIAL			4	100%	4
CARENOW-LEBANON		2	2	50%	4
Brookcrest Nursing Home		4			4
SOUTHWESTERN REGIONAL MEDICAL CENTER - TULSA		4			4
CORIZON HEALTH INC			4	100%	4
DEPARTMENT OF HEALTH/ NEW YORK			4	100%	4
CVS MINUTE CLINIC DIAGNOSTIC MED GRP		4			4
COMMUNITY PHYSICIANS OF NORTH PORT PA			4	100%	4
WE CARE - CARNIVAL CRUISELINE		4			4
PM PEDIATRICS OF SELDEN PLLC		4			4
JFK INTERNAL MEDICINE FACULTY PRACTICE		2	2	50%	4
RAS MEDICAL SOLUTIONS, LLC		3	1	25%	4
IMIC INC RESEARCH			4	100%	4
MEDEXPRESS URGENT CARE - FORT SMITH		4			4
CVS TX1057POCT SAN ANTONIO		3	1	25%	4
VITAL CARE URGENT CARE			4	100%	4
HCR ManorCare Greentree		4			4
LABQ CLINICAL DIAGNOSTICS		4			4
MINNESOTA DEPARTMENT OF HEALTH LABORATORY	1		3	75%	4

COVID-19: testing by laboratory

Data through May 6, 2021 verified as of May 7, 2021 at 09:25 AM

Data in this report are provisional and subject to change.

The numbers in the table below represent the number of Florida and non-Florida residents for whom test results were received by the Department of Health. A person can be tested by more than one laboratory and can have both positive and negative results. **Therefore, the sum of the numbers in each column will be larger than the total number of people tested.**

Reporting lab	Inconclusive	Negative	Positive	Percent positive	Total
NAVAL HOSPITAL CAMP PENDLETON			4	100%	4
UAB URGENT CARE CLINIC			4	100%	4
AIREVAC INTERNATIONAL		4			4
LOUISIANA DEPT. OF HEALTH AND HOSPITALS-INFECTIOUS DISEASE EPI SECTION			4	100%	4
CVS MA217POCT TEWKSBURY		3	1	25%	4
ADMERA HEALTH			4	100%	4
AHC of Mckenzie		4			4
CVS MA969POCT PALMER		4			4
CVS CA9145POCT SANTEE		3	1	25%	4
LAKESIDE HOSPITAL BELLE GLADE			4	100%	4
CVS TX3292POCT WYLIE		4			4
CVS TX5807POCT PEARLAND		4			4
MOUNT SINAI AVENTURA DIAGNOSTIC CENTER			4	100%	4
PANCARE HEALTH - PONCE DE LEON			4	100%	4
BARTON MEMORIAL HOSPITAL		3	1	25%	4
BELLIN HEALTH LAB		1	3	75%	4
BRENTWOOD SENIOR LIVING AT ST PETE			4	100%	4
CVS OH4499POCT LYNDHURST		2	2	50%	4
15 TO KNOW			4	100%	4
MEDAC AT PORTERS NECK			4	100%	4
SOFTCELL L-FORM LABORATORIES, LLC		1	3	75%	4
Kroger 124 - The Little Clinic University		3	1	25%	4
MPG JACKSONVILLE ATLANTIC BLVD		1	3	75%	4
Loretto Health and Rehabilitation Center		4			4
INDUSTRY LAB DIAGNOSTIC PARTNERS			4	100%	4
BARRANCO CLINIC PA, THE	1	3			4
Glenis Dr VA Outpatient Clinic		3	1	25%	4
CVS OH2486POCT NILES		2	2	50%	4
WILLIAM A HINTON STATE LABORATORY INSTITUTE		1	3	75%	4
SunTerrace Health Care Center		3	1	25%	4
AKRON GENERAL MEDICAL CENTER MAIN		4			4
AFTER HOURS PEDS			4	100%	4
Harbor House		4			4
DEPARTMENT OF HEALTH AND HUMAN SERVICES		2	2	50%	4
HALIFAX HEALTH CARE FOR WOMEN		3	1	25%	4
CVS MI8091POCT FRASER		3	1	25%	4
Mill Valley Care Center		4			4
Westminster Manor		3	1	25%	4
CENTERPLACE HEALTH, INC			4	100%	4
DERMATOLOGY SPECIALISTS OF FL - DR. JON WARD			4	100%	4
Orchid Cove at Naples			4	100%	4
ORANGE COUNTY HEALTH DEPARTMENT		2	2	50%	4
CVS OH4300POCT STRONGSVILLE		4			4
MOBILE URGENT CARE			4	100%	4
PENINSULA REGIONAL MED CTR LAB			4	100%	4
ST. LUKE'S HOSPITAL - BETHLEHEM CAMPUS		1	3	75%	4

COVID-19: testing by laboratory

Data through May 6, 2021 verified as of May 7, 2021 at 09:25 AM

Data in this report are provisional and subject to change.

The numbers in the table below represent the number of Florida and non-Florida residents for whom test results were received by the Department of Health. A person can be tested by more than one laboratory and can have both positive and negative results. **Therefore, the sum of the numbers in each column will be larger than the total number of people tested.**

Reporting lab	Inconclusive	Negative	Positive	Percent positive	Total
CARNEGIE HILL PEDIATRICS LLP		3	1	25%	4
MAILBOX DIAGNOSTICS		2	2	50%	4
REMEDY URGENT CLINIC		2	2	50%	4
Georgiana Health and Rehabilitation, LLC		4			4
Willowbrooke Court at Country House		4			4
HEARTLAND - CHARLESTON OF HANAHAN SC,		4			4
CVS OH4301POCT NORTHFIELD		4			4
MEDEXPRESS URGENT CARE- ALLISON PARK		2	2	50%	4
SOMA MEDICAL CENTER PA #3 PALOMINO			4	100%	4
HAVEN CUSTEAD CARE CENTER		1	3	75%	4
INDIAN RIVER SHERIFF OFFICE		4			4
AURORA BAYCARE UROLOGY			4	100%	4
MINUTECLINIC DIAGNOSTIC OF OHIO #5060		4			4
ADVENTHEALTH MEDICAL GROUP PEDIATRICS AT APOPKA		4			4
Kroger 339 - The Little Clinic Highlands - Bardstown Road		4			4
MEDEXPRESS URGENT CARE, LANCASTER WEST		2	2	50%	4
EXTENDICARE HEALTH & REHAB CENTER		4			4
SUMNER REGIONAL MEDICAL CENTER		3	1	25%	4
BETTERMED URGENT CARE			4	100%	4
UVA HEALTH SYSTEM MEDICAL LABORATORIES			4	100%	4
BRANDON REGIONAL EMERGENCY CTR			4	100%	4
NOVANT HEALTH PRESBYTERIAN		2	2	50%	4
DR. G'S URGENT CARE			4	100%	4
FISHERMEN'S HOSPITAL			4	100%	4
STANFORD HEALTH CARE ANATOMIC PATHOLOGY & CLINICAL LAB			4	100%	4
CVS M05655POCT LIBERTY		1	3	75%	4
CVS MA2297677CV BOSTON		4			4
INTERMOUNTAIN HEALTHCARE CENTRAL LABORATORY			4	100%	4
CVS OH6164POCT DELAWARE		4			4
MEDEXPRESS URGENT CARE - WEXFORD		4			4
HOME DOCS		2	2	50%	4
NORTH OKALOOSA CLINIC CORP		1	3	75%	4
MINUTECLINIC DIAG OF IND, LLC #6483		2	2	50%	4
ORLANDO REGIONAL HEALTH SERVICES		2	2	50%	4
CONSULATE HEATH CARE AT WEST ALTAMONTE			4	100%	4
CVS CA9492POCT YORBA LINDA		4			4
CAPITAL HEALTH LABORATORY INC			4	100%	4
BAYSTATE MEDICAL CENTER		2	2	50%	4
COMMUNITY HEALTH CENTER OF WEST PALM BEACH			4	100%	4
CVS MINUTE CLINIC		1	3	75%	4
HARBOUR ISLAND PEDIATRICS LLC			4	100%	4
ADVENTHEALTH MEDICAL GROUP ADULT AND SENIOR HEALTH		1	3	75%	4
DEACONESS HOSPITAL			4	100%	4
PREMIER PEDIATRICS LLC			4	100%	4
COMMUNITY HEALTH CENTERS INC			4	100%	4
PEACEHEALTH LABORATORIES		3	1	25%	4

COVID-19: testing by laboratory

Data through May 6, 2021 verified as of May 7, 2021 at 09:25 AM

Data in this report are provisional and subject to change.

The numbers in the table below represent the number of Florida and non-Florida residents for whom test results were received by the Department of Health. A person can be tested by more than one laboratory and can have both positive and negative results. **Therefore, the sum of the numbers in each column will be larger than the total number of people tested.**

Reporting lab	Inconclusive	Negative	Positive	Percent positive	Total
KINGSTON RESIDENCE OF MARION		4			4
VA OUTPATIENT PHARMACY			4	100%	4
CENTRAL FLORIDA INTERNAL OCCUPATIONAL AND		4			4
FLORENCE - HUNTSVILLE HOSPITAL URGENT CARE		3	1	25%	4
UNION CITY MANOR NURSING CENTER		4			4
DTR LABS		3	1	25%	4
CVS CA9803POCT RIVERSIDE		4			4
LOYOLA UNIVERSITY MEDICAL CENTER LABORATORY			4	100%	4
PDL PHARMACY CORP			4	100%	4
MEADOWS AT CYPRESS GARDENS, THE		3	1	25%	4
Bethany Health and Rehab		4			4
CARTERSVILLE MEDICAL CENTER		1	3	75%	4
FLORIDA HOSPITAL PHYSICIANS GROUP		1	3	75%	4
ENCOMPASS HOME HEALTH		4			4
MEDEXPRESS URGENT CARE NORWIN		4			4
MEDEXPRESS URGENT CARE-SELINGSGROVE		3	1	25%	4
COVID PROCESSING SITE			4	100%	4
CVS PA1193POCT JENKINTOWN		4			4
EXPRESS TESTING-ONE			4	100%	4
Oak Creek Terrace		4			4
CLINICAL ASSOCIATES OF ORLANDO LLC		4			4
SINAI POST ACUTE NURSING AND REHAB CE		4			4
CELEBRATION PEDIATRICS			4	100%	4
MINUTECLINIC DIAGNOSTIC OF PA LLC		4			4
MEDFIRST URGENT CARE			4	100%	4
ACCENT PHYSICIAN SPECIALISTS PA		4			4
HAMPTON ALF AT 24TH ROAD LLC			4	100%	4
MEDEXPRESS URGENT CARE- FORT WORTH N T		4			4
MINUTECLINIC DIAGNOSTIC OF VIRGINIA, LLC #392		4			4
CVS CA9497POCT IRVINE		4			4
ADVANCED URGENT CARE LLC		1	3	75%	4
RIVER CITY MEDICAL ASSOCIATES INC			4	100%	4
AIRPORT CLINIC			4	100%	4
CROSSROADS URGENT CARE PLLC		4			4
WOMEN'S CARE FLORIDA, LLC		4			4
CVS MA2125POCT NATICK		3	1	25%	4
HAMILTON MEDICAL CENTER LABORATORY		2	2	50%	4
CALLE OCHO DIALYSIS			4	100%	4
FASTMED URGENT CARE			4	100%	4
COOK HOSPITAL AND CARE CENTER		3	1	25%	4
TANNER MEDICAL CENTER LABORATORY		3	1	25%	4
CVS OH6149POCT UPPER ARLINGTON		2	2	50%	4
MINUTECLINIC DIAG OF IND, LLC #6472		4			4
MEDICAL CENTER ENTERPRISE			4	100%	4
HILLVIEW LABORATORY			4	100%	4
MEDEXPRESS URGENT CARE - TULSA, S YALE AVE		4			4

COVID-19: testing by laboratory

Data through May 6, 2021 verified as of May 7, 2021 at 09:25 AM

Data in this report are provisional and subject to change.

The numbers in the table below represent the number of Florida and non-Florida residents for whom test results were received by the Department of Health. A person can be tested by more than one laboratory and can have both positive and negative results. **Therefore, the sum of the numbers in each column will be larger than the total number of people tested.**

Reporting lab	Inconclusive	Negative	Positive	Percent positive	Total
Kroger 125 - The Little Clinic Castle Rock		3	1	25%	4
THE OASIS ALF		4			4
FHPG TAMPA PRIMARY CARE			4	100%	4
SOUTHEASTERN REGIONAL MEDICAL CENTER			4	100%	4
John L. McClellan Memorial Veterans Hospital		4			4
H/L of WEst Ashley Rhabilitation and Nursing Center		4			4
OKLAHOMA STATE UNIVERSITY DIAGNOSTIC LAB			4	100%	4
MEMORIAL HEALTH CARE SYSTEMS			4	100%	4
BETHPAGE EXTENDED HOURS CENTER		4			4
KENTUCKY CABINET FOR HEALTH AND FAMILY SERVICES			4	100%	4
NEMOURS CHILDREN'S CLINIC			4	100%	4
OPTUM OF RED ROAD		4			4
UNIVERSITY OF WASHINGTON MEDICAL CENTER (UWMC) EMERGENCY DEPT.			4	100%	4
ELITE PRIMARY CARE OF WAYCROSS		1	3	75%	4
MASSENA HOSPITAL LABORATORY		4			4
WELLMED AT SOUTH STUART		3	1	25%	4
MEDICINE SHOPPE #1306 THE		3	1	25%	4
GASTROENTEROLOGY ASSOC OF PENSACOLA, PA		2	2	50%	4
MINUTECLINIC DIAGNOSTIC OF NH, LLC (CL		3	1	25%	4
FLORIDA HOSPITAL LABORATORIES		4			4
SUMMERFORD NURSING HOME, INC.		4			4
APOPKA FAMILY HEALTH CENTER		3	1	25%	4
HACKENSACK MERIDIAN URGENT CARE, PC		4			4
CAREWELL 202			4	100%	4
WINDER NURSING INC DBA WINDER HEALTH CARE		4			4
CVS NH2257POCT MANCHESTER		4			4
University Plaza Rehabilitation and Nursing			4	100%	4
FLORIDA DEPARTMENT OF HEALTH (FDOH)		2	2	50%	4
UF HEALTH PATHOLOGY LABORATORIES			4	100%	4
VIDANT MEDICAL CENTER			4	100%	4
MEDEXPRESS URGENT CARE - ANDERSON		4			4
ASPEN VALLEY HOSPITAL			4	100%	4
MEDEXPRESS URGENT CARE, FAIRMONT		4			4
GUTHRIE MEDICAL GROUP - CORNING		3	1	25%	4
OLEAN GENERAL HOSPITAL		4			4
COVANCE CLS			4	100%	4
CVS PA4000POCT INDIANA		4			4
FLORIDA CANCER SPECIALISTS AND RESEARCH		2	2	50%	4
WALGREENS #07034		4			4
MINUTECLINIC LLC #3351			4	100%	4
BIOTEST PLASMA CENTER		4			4
SOUTH MIAMI HOSPITAL		1	3	75%	4
MINUTECLINIC DIAGNOSTIC OF MICHIGAN, P		4			4
MEDEXPRESS URGENT CARE, HANOVER		3	1	25%	4
PALM BEACH CANCER INSTITUTE			4	100%	4
OMNICARE PHARMACY OF TEXAS 1		4			4

COVID-19: testing by laboratory

Data through May 6, 2021 verified as of May 7, 2021 at 09:25 AM

Data in this report are provisional and subject to change.

The numbers in the table below represent the number of Florida and non-Florida residents for whom test results were received by the Department of Health. A person can be tested by more than one laboratory and can have both positive and negative results. **Therefore, the sum of the numbers in each column will be larger than the total number of people tested.**

Reporting lab	Inconclusive	Negative	Positive	Percent positive	Total
POINTE MEDICAL SERVICES INC		2	2	50%	4
BAPTIST HOSPITAL NURSING/PATIENT CARE			4	100%	4
REFUGE A HEALING PLACE, THE			4	100%	4
MEDEXPRESS URGENT CARE - MARKHAM STREE		3	1	25%	4
EPI			4	100%	4
CVS IL4778POCT EVANSTON		4			4
COLONIAL MEDICAL CENTER-EAST ORLANDO			4	100%	4
REGIONAL MEDICAL LAB			4	100%	4
EXPRESS CARE OF TAMPA BAY		4			4
CVS MO4850POCT SPRINGFIELD		4			4
CVS MA920POCT CLINTON		4			4
NDX-CORE LAB			4	100%	4
Calusa Harbour			4	100%	4
ADVENTHEALTH NEW SMYRNA BEACH COMMUNITY HEALTH			4	100%	4
SACRED HEART HEALTH SYSTEMS INC			4	100%	4
FAMILY MEDICAL CLINIC HOMESTEAD, LLC			4	100%	4
MONTANA DEPARTMENT OF PUBLIC HEALTH & HUMAN SERVICES			4	100%	4
LIFEHOPE LABS			4	100%	4
ST JOHN'S RIVERSIDE HOSPITAL		3	1	25%	4
CHILDREN'S MEDICAL GROUP		4			4
UNIVERSITY OF MICHIGAN		2	2	50%	4
Crowne Health Care of Montgomery		4			4
LB Broen Home		4			4
MARK HOANG MD PA			4	100%	4
MEDEXPRESS URGENT CARE - KOKOMO		4			4
MINUTECLINIC, LLC #5707		4			4
BAYLOR ESOTERIC AND MOLECULAR LAB			4	100%	4
FLORIDA HEART AND VASCULAR			4	100%	4
CVS PA10825POCT PLYMOUTH MEETING		4			4
MICHIGAN HEALTH CLINIC LABORATORIES		3	1	25%	4
CVS MA915POCT BEVERLY		2	2	50%	4
REHABILITATION CENTER OF WINTER PARK,THE			4	100%	4
CVS IN7653POCT EVANSVILLE		3	1	25%	4
RELIANT ACUTE CARE			4	100%	4
ROAN DRUG COMPANY LLC		4			4
L3HARRIS FAMILY MEDICAL CENTER			4	100%	4
CVS MN6811POCT PLYMOUTH		4			4
INTERMARKET FACILITY			4	100%	4
MINUTECLINIC DIAGNOSTIC OF TEXAS, LLC #7435		2	2	50%	4
CHILDREN'S HEALTHCARE OF ATLANTA		4			4
CVS AZ33POCT TEMPE		4			4
LAKE FOREST PARK OP CO LLC		4			4
KAISER PERMANENTE REGIONAL LAB		4			4
JOHNNIE RUTH CLARKE LAB			4	100%	4
PRIMECARE		2	2	50%	4
CVS OH2381POCT LEWIS CENTER		4			4

COVID-19: testing by laboratory

Data through May 6, 2021 verified as of May 7, 2021 at 09:25 AM

Data in this report are provisional and subject to change.

The numbers in the table below represent the number of Florida and non-Florida residents for whom test results were received by the Department of Health. A person can be tested by more than one laboratory and can have both positive and negative results. **Therefore, the sum of the numbers in each column will be larger than the total number of people tested.**

Reporting lab	Inconclusive	Negative	Positive	Percent positive	Total
MIAMI COMMUNITY HEALTH CENTER INC		1	3	75%	4
NOT GIVEN		1	3	75%	4
MD NOW URGENT CARE - DELRAY WEST			4	100%	4
Crowne Health Care of Greenville		4			4
COVENIENT CARE MEDICAL CLINIC			4	100%	4
MEDEXPRESS URGENT CARE - WICHITA, S SENECA ST		2	2	50%	4
JERSEY IRISH MEDICAL (DBA AFC URGENT C		3	1	25%	4
AFFINITY URGENT CARE			4	100%	4
MEDEXPRESS URGENT CARE - WESTFIELD, E MAIN ST		3	1	25%	4
MINUTECLINIC DIAG OF IND, LLC #6908		4			4
ASCENSION ST VINCENT'S MEDICAL CENTER		3	1	25%	4
CORTLAND REGIONAL MEDICAL CENTER		4			4
WELLSTAR DOUGLAS HOSPITAL LABORATORY		4			4
MOBIL LAB FOR ALL INC		4			4
LEESBURG REGIONAL MEDICAL CENTER URGENT CARE			4	100%	4
WALGREENS # 09788		4			4
THE DOCTOR'S OFFICE OF WEST CALDWELL		4			4
STONE CLINICAL LABORATORIES OF FL LLC		4			4
SOUTH FLORIDA PEDIATRIC PARTNERS			4	100%	4
ENGLE CENTER FOR HEALTH SERVICES		4			4
HEALTHQUEST, INC		3	1	25%	4
TARPON SPRINGS PEDIATRICS, LLC			4	100%	4
Kennedy University Hospital -Wash Twp L		4			4
DYNACARE LABORATORIES			4	100%	4
OHIO CVS STORES		3	1	25%	4
MD ANDERSON			4	100%	4
LIVERNE HEALTH AND REHABILITATION		4			4
PHOEBE SUMTER MEDICAL CENTER LABORATORY		3	1	25%	4
URGENT CARE OF THE SMOKIES			4	100%	4
SPARROW CENTRAL LAB			3	100%	3
ORCHID COVE DAYTONA			3	100%	3
CARE ATC ARLINGTON CENTRAL PARK		3			3
MARRA'S PHARMACY		3			3
MEMORIAL HERMANN CONSOLIDATED LABORATORY SERVICES			3	100%	3
PIEDMONT MOUNTAINSIDE HOSPITAL LAB - E		3			3
UHEALTH JACKSON URGENT CARE - CUTLER BAY		1	2	67%	3
BAPTIST HEALTH SURGERY CENTER AT NORTHPOINT			3	100%	3
MINUTECLINIC DIAG OF IND, LLC #5369		2	1	33%	3
MEDEXPRESS URGENT CARE - WHEELING		2	1	33%	3
BARONESS ERLANGER HOSPITAL		3			3
PRISMA HEALTH MIDLANDS			3	100%	3
LEGACY ER AND URGENT CARE			3	100%	3
SAVANNAH COVE		3			3
MED FUSION			3	100%	3
LITTLE SPURS PEDIATRIC URGENT CARE		1	2	67%	3
ASANTE THREE RIVERS MEDICAL CENTER LAB		3			3

COVID-19: testing by laboratory

Data through May 6, 2021 verified as of May 7, 2021 at 09:25 AM

Data in this report are provisional and subject to change.

The numbers in the table below represent the number of Florida and non-Florida residents for whom test results were received by the Department of Health. A person can be tested by more than one laboratory and can have both positive and negative results. **Therefore, the sum of the numbers in each column will be larger than the total number of people tested.**

Reporting lab	Inconclusive	Negative	Positive	Percent positive	Total
COOPER UNIVERSITY HOSPITAL LABORATORY		2	1	33%	3
EAST NAPLES PEDIATRICS			3	100%	3
BRADENTON PHYSICIAN MEDICAL CENTER			3	100%	3
PROPATH			3	100%	3
CVS MO10151POCT SPRINGFIELD		2	1	33%	3
SCIENTIFIC LABORATORY DIVISION			3	100%	3
2412 LEBANON PIKE		2	1	33%	3
LEXINGTON MEDICAL CENTER		1	2	67%	3
Maple Lawn MCF		3			3
ACCESS LABORATORIES LLC			3	100%	3
CARE CENTER OF LAKE PLACID		1	2	67%	3
CAMPAZZI CONCIERGE MEDICAL SERVICES		2	1	33%	3
ORMOND BEACH URGENT CARE			3	100%	3
TIFTON CARECONNECT URGENT CARE			3	100%	3
NEWCARE PRIMARY MEDICINE			3	100%	3
OCEAN PEDIATRIC CARE			3	100%	3
MARLBORO URGENT CARE		3			3
CENTRAL FL INTERNAL MEDICINE ASSOCIATES LLC		3			3
CVS IL3163POCT OAK PARK		3			3
OPTUM PRIMARY CARE - SILVER LAKES			3	100%	3
WELLSTAR PAULDING HOSPITAL		3			3
NORTHEAST FLORIDA INTERNAL MEDICINE PA		3			3
HOPE HEALTH CARE, LLC		3			3
WINDSOR AT OCALA		2	1	33%	3
ALCALA PHARMACEUTICALS			3	100%	3
Medilodge of Monroe		3			3
MEDEXPRESS URGENT CARE - JEANNETTE		3			3
MEDEXPRESS URGENT CARE, BELLE VERNON		3			3
C19 LABS			3	100%	3
HARRINGTON PARK HEALTH AND REHAB		3			3
OMNI HEALTHCARE INC		1	2	67%	3
HUMC		1	2	67%	3
LAURELLWOOD NURSING CENTER		1	2	67%	3
THE OASIS BEACHSIDE		3			3
HOUSTON MEDICAL CENTER			3	100%	3
IP BOISE 1		2	1	33%	3
RESOLUTE PAIN SOLUTIONS		3			3
BOONES CREEK URGENT CARE		1	2	67%	3
UNIVERSITY URGENT CARE			3	100%	3
MEDEXPRESS - WILMINGTON KIRKWOOD HIGHWAY		2	1	33%	3
URGENT DOC - URGENT CARE CLINIC			3	100%	3
ADVANCED URGENT CARE CENTER OF THE UPPER KEYS		1	2	67%	3
MEDEXPRESS URGENT CARE - TOPEKA, SW WANAMAKER RD		3			3
HAWAII DEPARTMENT OF HEALTH			3	100%	3
TRISTAR WELLNESS, LLC		3			3
Northport VAMC		3			3

COVID-19: testing by laboratory

Data through May 6, 2021 verified as of May 7, 2021 at 09:25 AM

Data in this report are provisional and subject to change.

The numbers in the table below represent the number of Florida and non-Florida residents for whom test results were received by the Department of Health. A person can be tested by more than one laboratory and can have both positive and negative results. **Therefore, the sum of the numbers in each column will be larger than the total number of people tested.**

Reporting lab	Inconclusive	Negative	Positive	Percent positive	Total
PEDIATRICS IN NORTH FLORIDA PA			3	100%	3
WALGREENS #01456		3			3
THE CENTER FOR DISCOVERY		3			3
CVS IL8744POCT BROOKFIELD		3			3
CVS NC3514POCT STANLEY		3			3
CVS NV2989POCT NORTH LAS VEGAS		2	1	33%	3
INTERCOASTAL FAMILY PRATICE		1	2	67%	3
CVS MA1006POCT BROCKTON		3			3
NORTHWEST FLORIDA CLINICAL LAB		1	2	67%	3
CVS IL8753POCT CHICAGO		3			3
Crowne Health Care of Mobile		3			3
NORTH CAROLINA DEPT OF HEALTH & HUMAN SRVCS STATE LAB OF PUBLIC HEALTH			3	100%	3
IOWA DEPARTMENT OF PUBLIC HEALTH			3	100%	3
HOLY CITY MED URGENT CARE			3	100%	3
EFFINGHAM HOSP, INC, DBA EFFINGHAM HEALTH		3			3
SAMARITAN PACIFIC COMMUNITIES HOSPITAL		2	1	33%	3
CVS OH6167POCT ASHLAND		3			3
MEMORIAL HEALTH UNIVERSITY MEDICAL CENTER			3	100%	3
ASPIRUS WAUSAU HOSPITAL			3	100%	3
CVS TX19POCT SPRING		3			3
CVS CA8872POCT ALISO VIEJO		3			3
LEGACY ER & URGENT CARE - FRISCO WEST			3	100%	3
RIVERSIDE METHODIST HOSPITAL LAB			3	100%	3
CVS OH4359POCT HUDSON		3			3
GRASSY SPRAIN PHARMACY INC		3			3
NATIONAL JEWISH HEALTH			3	100%	3
CAREHERE LLC			3	100%	3
DASCENA LAB			3	100%	3
SOUTHEASTERN IMMEDIATE CARE- MILLEDGEVILLE GA			3	100%	3
Gracemore Nursing and Rehab		3			3
SOUTHCARE PHARMACY INC		1	2	67%	3
CVS PA371POCT PHILADELPHIA		3			3
Manor Care-Kingston Court of York PA, LLC		3			3
EMORY CRAWFORD LONG HOSPITAL			3	100%	3
MINUTECLINIC DIAGNOSTIC MEDICAL		3			3
Kroger 387 - The Little Clinic Hubbards Lane		3			3
SCHIFF CENTER FOR LIVER DISEASES		1	2	67%	3
SURETOX LABORATORY LLC		2	1	33%	3
RRMC CREEKSIDE LAB		3			3
RENE F CEDENO DMD PA		3			3
VELOCITY URGENT CARE			3	100%	3
CVS M05727POCT PLATTE CITY		3			3
CTRS			3	100%	3
INTERNAL MEDICINE & PEDIATRICS WELLNESS CENTER			3	100%	3
MEDEXPRESS URGENT CARE - CEDAR KNOLLS		3			3
AFC URGENT CARE/FARRAGUT			3	100%	3

COVID-19: testing by laboratory

Data through May 6, 2021 verified as of May 7, 2021 at 09:25 AM

Data in this report are provisional and subject to change.

The numbers in the table below represent the number of Florida and non-Florida residents for whom test results were received by the Department of Health. A person can be tested by more than one laboratory and can have both positive and negative results. **Therefore, the sum of the numbers in each column will be larger than the total number of people tested.**

Reporting lab	Inconclusive	Negative	Positive	Percent positive	Total
DOCTOR 4 U CLINIC		1	2	67%	3
TAYLOR MANOR		1	2	67%	3
TRUE HEALTH - LAKE UNDERHILL		3			3
BROOKDALE LAKE MARY			3	100%	3
Maryfield Inc. dba Pennybyrn		3			3
BROADWAY HEALTH FLORIDA MEDICAL CLINIC URGENT CARE			3	100%	3
NASON HOSPITAL			3	100%	3
MYKIDZMD PEDIATRICS PLLC		3			3
TMH PHYSICIAN PARTNERS BLOUNTSTOWN			3	100%	3
CRISP REGIONAL HOSPITAL		3			3
AVANTE INVERNESS		1	2	67%	3
MINUTECLINIC DIAGNOSTIC PA #3344		3			3
TIEHH BIOTERRORISM RESPONSE LAB			3	100%	3
SUNDALE NURSING HOME		3			3
STRINGFELLOW MEMORIAL HOSPITAL		3			3
SCRIPPS CLINIC MEDICAL			3	100%	3
Good Samaritan Society - Fairfield Glade		3			3
JACKSONVILLE VA OPC			3	100%	3
THE DOCTORS OFFICE OF BRICK, LLC		3			3
PRIMARY CARE CENTER OF LAKE CITY, THE			3	100%	3
HOMELAND CENTER		3			3
PARRISH MEDICAL CENTER-WAIVED TESTING		3			3
ADVENT HEALTH MEDICAL GROUP FAMILY MEDICINE			3	100%	3
ST CLOUD PHARMACY AND WELLNESS CENTER		2	1	33%	3
YATES COUNTY PUBLIC HEALTH		3			3
MINUTECLINIC DIAGNOSTIC, PA		3			3
RIGHT AT HOME			3	100%	3
LUCID LABORATORY SERVICES		3			3
CENTURY LINK SPORTS COMPLEX			3	100%	3
YOUR DOCTOR'S OFFICE		2	1	33%	3
ACL LABORATORIES INDUSTRIAL TOXICOLOGY			3	100%	3
NEBRASKA MEDICAL CENTER			3	100%	3
MONTANA PUBLIC HEALTH LAB			3	100%	3
COOSA VALLEY HEALTHCARE CENTER LLC		3			3
GRIFOLS IH CENTER AND CLINICAL LABORATORY			3	100%	3
LIVINGSTON COUNTY DEPT OF HEALTH REPRO			3	100%	3
BAPTIST HOSPITAL OF MIAMI MCI BROWARD LABORATORY			3	100%	3
NORTH SHORE HOSP. INFECTION CONTROL			3	100%	3
CVS SC2497POCT LEXINGTON		3			3
HARBORCHASE OF STUART			3	100%	3
CEDAR CREST HEALTH CENTER		3			3
CVS PHARMACY INC DBA CVS/PHARMACY #10908		3			3
CVS R1326POCT NORTH SMITHFIELD		3			3
PLANT CITY FAMILY CARE		3			3
Kroger 758 - The Little Clinic Providence		3			3
QUEST DIAGNOSTICS CLINICAL LABORATORIES INC		2	1	33%	3

COVID-19: testing by laboratory

Data through May 6, 2021 verified as of May 7, 2021 at 09:25 AM

Data in this report are provisional and subject to change.

The numbers in the table below represent the number of Florida and non-Florida residents for whom test results were received by the Department of Health. A person can be tested by more than one laboratory and can have both positive and negative results. **Therefore, the sum of the numbers in each column will be larger than the total number of people tested.**

Reporting lab	Inconclusive	Negative	Positive	Percent positive	Total
NASSAU COUNTY HEALTH DEPARTMENT		3			3
Huntington Health Care and Rehabilitation Center		3			3
UHEALTH CORAL SPRINGS			3	100%	3
WAL-MART STORES EAST LP		2	1	33%	3
GEISINGER COMMUNITY MEDICAL CENTER			3	100%	3
SOUTH LAKE FAMILY HEALTH CENTER			3	100%	3
ALLIED PHYSICIANS GROUP PLLC		3			3
CHEROKEE COUNTY HEALTH AND REHAB CENTER		3			3
NEWSTAR MEDICAL LABORATORIES		3			3
LIFEGUARD AMBULANCE SERVICE LLC - BAY COUNTY			3	100%	3
CORNERSTONE MEDICAL CARE OF BRANDON		2	1	33%	3
MEDEXPRESS URGENT CARE - LINKHORNE		3			3
SEMINOLE FAMILY HEALTH CENTER		3			3
VIRGINIA DEPARTMENT OF HEALTH DIVISION OF			3	100%	3
NEW YORK STATE DEPARTMENT OF HEALTH		1	2	67%	3
THOMAS LANGLEY			3	100%	3
Kroger 635 - The Little Clinic Dacula		3			3
TARRANT COUNTY PUBLIC HEALTH		3			3
UK HEALTHCARE			3	100%	3
BROOKDALE ALTAMONTE SPRINGS			3	100%	3
DELRAY BEACH HEALTH DEPT LAB			3	100%	3
HARDEN DIALYSIS		1	2	67%	3
CVS MN663POCT APPLE VALLEY		2	1	33%	3
DIGNITY HEALING LLC			3	100%	3
Kroger 388 - The Little Clinic Braelinn Village		3			3
Concordia Village of Tampa			3	100%	3
MINUTECLINIC DIAGNOSTIC OF WISCONSIN,		3			3
CURATIVE TEXAS			3	100%	3
Kroger 448 - The Little Clinic Mason		3			3
FAMILY TREE MEDICAL GROUP PA		2	1	33%	3
PROHEALTH PRIMARY CARE - GLEN OAKS		3			3
JOJAN PHARMA INC		3			3
The Good Shepherd		3			3
CLINICA HISPANIA			3	100%	3
NORTHERN LIGHT LABORATORY		1	2	67%	3
MID FLORIDA CLINICAL LABORATORY		2	1	33%	3
MEDIC INFUSION PA		3			3
HARBORCHASE OF GAINESVILLE			3	100%	3
MARYLAND STATE DEPT OF HEALTH	2		1	33%	3
LEE CONVENIENT CARE AT SUMMERLIN			3	100%	3
CVS MA1945POCT HANOVER		3			3
PINELLAS PARK HEALTH CENTER - PINELLAS CHD		1	2	67%	3
PINELLAS CHD - CLEARWATER		2	1	33%	3
WALGREENS #11329		3			3
NORTHSIDE HOSPITAL D/B/A ARTHRITIS		3			3
MANORCARE NURSING & REHABILITATION CENTER-NAPLES		3			3

COVID-19: testing by laboratory

Data through May 6, 2021 verified as of May 7, 2021 at 09:25 AM

Data in this report are provisional and subject to change.

The numbers in the table below represent the number of Florida and non-Florida residents for whom test results were received by the Department of Health. A person can be tested by more than one laboratory and can have both positive and negative results. **Therefore, the sum of the numbers in each column will be larger than the total number of people tested.**

Reporting lab	Inconclusive	Negative	Positive	Percent positive	Total
NEXTCARE WYOMING LLC			3	100%	3
St. Josephs Hospital		1	2	67%	3
KIDSVILLE PEDIATRICS IV PA		1	2	67%	3
FLAGLER FAMILY MEDICINE PA			3	100%	3
CELEBRATION PRIMARY CARE ASSOCIATES LLC		3			3
CVS AZ7841POCT TUCSON		3			3
RICHMOND CITY DEPARTMENT OF PUBLIC HEALTH			3	100%	3
PUBLIC HEALTH TRUST OF MIAMI DADE COUNTY			3	100%	3
CVS SC5471POCT LEXINGTON		2	1	33%	3
CVS PA7132POCT THORNDALE		3			3
PENSACOLA MEDICAL CLINIC LLC			3	100%	3
MAYO		1	2	67%	3
BEEBE MEDICAL CENTER LABORATORY		3			3
BOLING, STEPHANIE		3			3
FELICIDAD MEDICAL CENTER INC			3	100%	3
John Knox Manor Inc II		2	1	33%	3
PRECIDENT FLORIDA		3			3
KAP MEDICAL GROUP, LLC			3	100%	3
NC STATE LABORATORY OF PUBLIC HEALTH		3			3
VA Ann Arbor HCS		2	1	33%	3
INSPIRA MEDICAL CENTER VINELAND LAB		2	1	33%	3
MERCY HEALTH			3	100%	3
Providence VAMC		3			3
ROYAL PALM RETIREMENT CENTRE		3			3
SISD EMPLOYEE HEALTH CLINIC			3	100%	3
CVS TX7675POCT RED OAK		1	2	67%	3
COASTAL PEDIATRIC CARE			3	100%	3
MID-FLORIDA PATHOLOGY LLC - MOBILE UNIT # 3		1	2	67%	3
BNC Medical Investors, LLC Berrien Nursing & Rehabilitation Center		3			3
HEALTH AND WELLNESS URGENT CARE LLC			3	100%	3
COMMUNITY MEDICAL CENTER			3	100%	3
NORTHWELL HEALTH			3	100%	3
QUALITY LABORATORY SERVICE		2	1	33%	3
GARCIA MORALES NELSON			3	100%	3
QUEST DIAGNOSTICS INCORPORATED	1		2	67%	3
UNIVERSITY OF KANSAS MEDICAL CENTER			3	100%	3
CVS IN6605POCT INDIANAPOLIS		2	1	33%	3
HIALEAH SHORES NURSING AND		2	1	33%	3
FLORIDA LABORATORY ANALYSIS, LLC			3	100%	3
24TH WEAPONS OF MASS DESTRUCTION - CIVIL SUPPORT		3			3
WHOLE CHILD PEDIATRICS			3	100%	3
GENDERXPRESS/PICTURE ME PERFECT IMAGING			3	100%	3
HEPATOLOGY DIAGNOSTIC LAB			3	100%	3
CROSSVILLE MEDICAL GROUP		1	2	67%	3
STARLING AT SAN JOSE			3	100%	3
MARYWOOD NURSING CARE CENTER		3			3

COVID-19: testing by laboratory

Data through May 6, 2021 verified as of May 7, 2021 at 09:25 AM

Data in this report are provisional and subject to change.

The numbers in the table below represent the number of Florida and non-Florida residents for whom test results were received by the Department of Health. A person can be tested by more than one laboratory and can have both positive and negative results. **Therefore, the sum of the numbers in each column will be larger than the total number of people tested.**

Reporting lab	Inconclusive	Negative	Positive	Percent positive	Total
FRESENIUS KIDNEY CARE			3	100%	3
GINKGO-IXLAYER		3			3
BROOKDALE SENIOR LIVING			3	100%	3
SHANDS AT LAKE SHORE LAB		1	2	67%	3
Sky View Rehabilitation and Health Care Center		3			3
Lebanon VAMC		2	1	33%	3
CVS AZ1720POCT QUEEN CREEK		3			3
Domiciliary Rehab & Residential Treatment Program		3			3
CVS AZ7263POCT PHOENIX		3			3
Kroger 522 - The Little Clinic Gahanna		2	1	33%	3
PHYSICIANS CARE INC		1	2	67%	3
MEDEXPRESS URGENT CARE - HADLEY		3			3
LIFEGUARD AMBULANCE SERVICE LLC, TEXAS			3	100%	3
NOVA SOUTHEASTERN UNIVERSITY		2	1	33%	3
INTERNAL MEDICINE AND WOUND CARE SPECIALIST LLC		3			3
SOLERA SPECIALTY PHARMACY LLC		2	1	33%	3
THE PATHOLOGY LABORATORY		1	2	67%	3
CATSKILL REGIONAL MEDICAL CENTER		3			3
OHIO DEPARTMENT OF HEALTH LABORATORY		2	1	33%	3
NORTHCREST MEDICAL CENTER		1	2	67%	3
Greystone Health Care Center		3			3
MEDEXPRESS-HOUSTON EAST FWY		1	2	67%	3
MCGUFFEY HEALTH CARE CENTER INC		3			3
ADVANCED MEDICAL RESEARCH CENTER LLC			3	100%	3
Westside Terrace		3			3
Kroger 627 - The Little Clinic Castleberry		2	1	33%	3
CVS MA137POCT QUINCY		3			3
LEE MEMORIAL HOSPITAL BLOOD GAS LAB			3	100%	3
Kroger 592 - The Little Clinic Alexander Plaza		2	1	33%	3
GONZALEZ MD AND ASWAD MD HEALTH SERVICES			3	100%	3
MEDEXPRESS URGENT CARE-BLOOMFIELD AVEN		2	1	33%	3
COASTAL SKIN SURGERY AND DERMATOLOGY PL		3			3
NEMOURS CHILDRENS PRIMARY CARE HORIZON WEST			3	100%	3
SOUTHEAST GEORGIA HEALTH SYSTEM BRUNS		3			3
ESCO DRUG CO INC		3			3
HELGEMO & LIOU PEDIATRICS			3	100%	3
CVS MA654POCT ACTON		3			3
MEDEXPRESS URGENT CARE - ROCKAWAY		3			3
COL CROSSROAD		1	2	67%	3
Hackensack Univ Medical Center At Pasc		2	1	33%	3
WALGREENS NO 19542		3			3
HEALTH EXPRESS		3			3
ADVANCED PEDIATRICS			3	100%	3
ESTERO FIRE RESCUE		3			3
FIRST CARE - MIDDLESBORO			3	100%	3
CROWNE HEALTH CARE OF FORT PAYNE		2	1	33%	3

COVID-19: testing by laboratory

Data through May 6, 2021 verified as of May 7, 2021 at 09:25 AM

Data in this report are provisional and subject to change.

The numbers in the table below represent the number of Florida and non-Florida residents for whom test results were received by the Department of Health. A person can be tested by more than one laboratory and can have both positive and negative results. **Therefore, the sum of the numbers in each column will be larger than the total number of people tested.**

Reporting lab	Inconclusive	Negative	Positive	Percent positive	Total
ADRIANA M CASTRO MD PA		3			3
Fort Gaines Health and Rehab		3			3
ATLANTIS OUTPATIENT CENTER		3			3
CVS CA9485POCT MISSION VIEJO		3			3
CAPTIAL REGIONAL MEDICAL CENTER			3	100%	3
UNIVERSITY HEALTH SERVICES RIVER CAMPUS		2	1	33%	3
SERENADES BY SONATA		1	2	67%	3
HELIX LW UC		1	2	67%	3
CVS IL2788POCT BUFFALO GROVE		3			3
US SPECIALTY LABS			3	100%	3
CLINICAL CARE ASSOCIATES, INC			3	100%	3
MED + URGENT MEDICAL CARE SERVICES		3			3
GULF COAST IMMEDIATE CARE CENTER		1	2	67%	3
BROOME COUNTY HEALTH DEPARTMENT		2	1	33%	3
ONE MEDICAL GROUP		1	2	67%	3
MISSISSIPPI CARE CENTER OF DEKALB LLC		3			3
FLORIDA MEDICAL ASSOCIATES		3			3
LINCOLN MEDICAL CENTER		3			3
PREMIER MEDICAL CLINIC		3			3
CABELL HUNTINGTON HOSPITAL CLINICAL LAB			3	100%	3
MEMORIAL HOSPITAL OF TAMPA			3	100%	3
Kings County Hospital Center			3	100%	3
CANOPY AT HARPER LAKE, THE			3	100%	3
ALLEGHENY GENERAL HOSPITAL			3	100%	3
ADVENTHEALTH IMAGING LAKE NONA		1	2	67%	3
BAPTIST OUTPATIENT SERVICES			3	100%	3
VELOCITY CARE			3	100%	3
SUMMIT MEDICAL GROUP - WEST ORANGE		3			3
FLORIDA MENTOR-POINT WEST CLUSTER		3			3
SOUTHERN SURGICAL ARTS		3			3
ADVENTHEALTH SEBRING- INFECTION CONTROL DEPARTMENT			3	100%	3
BOND & STEELE CLINIC, PA			3	100%	3
WALGREENS #07502		3			3
OPP HEALTH AND REHABILITATION		3			3
MARTIN MEDICAL CENTER INC		1	2	67%	3
FULGENT GENETICS HOUSTON		3			3
WOMENS CARE FLORIDA LLC-LABORATORY		3			3
WEST TN HEALTH MED NORTH		3			3
EAST CORE LAB			3	100%	3
HAMILTON COUNTY HEALTH DEPARTMENT		3			3
PHYSICIANS MEDICAL CENTER		3			3
LIFE CARE CENTER OF SKAGIT VALLEY		3			3
HEALTH FIRST MEDICAL GROUP			3	100%	3
CVS NC4169POCT FAYETTEVILLE		3			3
CVS OH2540POCT HILLIARD		3			3
GROVES CENTER			3	100%	3

COVID-19: testing by laboratory

Data through May 6, 2021 verified as of May 7, 2021 at 09:25 AM

Data in this report are provisional and subject to change.

The numbers in the table below represent the number of Florida and non-Florida residents for whom test results were received by the Department of Health. A person can be tested by more than one laboratory and can have both positive and negative results. **Therefore, the sum of the numbers in each column will be larger than the total number of people tested.**

Reporting lab	Inconclusive	Negative	Positive	Percent positive	Total
CVS MA1179POCT HUDSON		2	1	33%	3
BETHESDA HOSPITAL EAST BLOOD GAS LAB			3	100%	3
CVS PA2296POCT MACUNGIE		3			3
MEDEXPRESS URGENT CARE, HERMITAGE		1	2	67%	3
MEDEXPRESS URGENT CARE-SALINA, S 9TH ST		3			3
MEDICAL CITY DALLAS HOSPITAL			3	100%	3
MINUTECLINIC, LLC #05891		2	1	33%	3
GREATER MOBILE URGENT CARE - SPRINGHILL			3	100%	3
NEMOURS CHILDREN'S URGENT CARE LAKE NONA			3	100%	3
PRIMARY & URGENT CARE CENTERS			3	100%	3
CVS NM7242POCT ALBUQUERQUE		3			3
RCA LABORATORY SERVICES LLC			3	100%	3
F W HUSTON MEDICAL CENTER SENIOR LIVIN		3			3
WEST COCOA PHARMACY			3	100%	3
Florida Baptist Retirement Center		1	2	67%	3
MEDEXPRESS URGENT CARE-CLOQUET		3			3
CVS TX7156POCT RICHARDSON		3			3
UNITY HEALTH AND REHABILITATION CENTER			3	100%	3
LPG PEDIATRICS AT LEHIGH ACRES		2	1	33%	3
CONCENTRA - PLANTATION		3			3
ORLANDO AIRPORT DIALYSIS		3			3
APEX CLINICAL LABORATORIES INC		3			3
Grandview Health Care Center		3			3
MEDEXPRESS URGENT CARE - RICHMOND, W BROAD ST		3			3
PATHOLOGY REFERENCE LAB LLC			3	100%	3
TERRACE OF ST CLOUD, THE		2	1	33%	3
CVS IL2798POCT CHICAGO		1	2	67%	3
MINUTECLINIC DIAGNOSTIC OF NEW MEXICO LLC #7552		3			3
CORTLAND COUNTY HEALTH DEPARTMENT		3			3
OLYMPUS HEALTH AND PERFORMANCE			3	100%	3
Schoolcraft Medical Care Facility		3			3
CVS MINUTE CLINIC #5836		3			3
MEMORIAL HERMANN			3	100%	3
BLACKWATER RIVER			3	100%	3
NASSAU COUNTY HEALTH DEPARTMENT-FERNANDINA BEACH C		3			3
AUSTIN PUBLIC HEALTH			3	100%	3
EASTMAN HEALTHCARE & REHAB		3			3
ADVENTHEALTH WATERMAN COMMUNITY CLINIC			3	100%	3
CVS NE8616POCT LINCOLN		1	2	67%	3
Kroger 768 - The Little Clinic Leestown Rd		2	1	33%	3
MIDWAY SPECIALTY CARE RX LLC		1	2	67%	3
TEMPUS_LABS			3	100%	3
CVS IN6608POCT NEW PALESTINE		1	2	67%	3
CENTRAL DUPAGE HOSPITAL			3	100%	3
ST LUKES HOSPITAL			3	100%	3
WOODMARK AT UPTOWN ASSISTED LIVING		3			3

COVID-19: testing by laboratory

Data through May 6, 2021 verified as of May 7, 2021 at 09:25 AM

Data in this report are provisional and subject to change.

The numbers in the table below represent the number of Florida and non-Florida residents for whom test results were received by the Department of Health. A person can be tested by more than one laboratory and can have both positive and negative results. **Therefore, the sum of the numbers in each column will be larger than the total number of people tested.**

Reporting lab	Inconclusive	Negative	Positive	Percent positive	Total
EXETER HOSPITAL		3			3
Cleveland Clinic Weston			3	100%	3
CARESPOT-WELLINGTON			3	100%	3
AFC URGENT CARE CLEVELAND			3	100%	3
WEILL CORNELL MEDICAL ASSOCIATES - EAST SIDE		3			3
BROOKDALE OAKBRIDGE		1	2	67%	3
THE MEDICAL CENTER			3	100%	3
ALABAMA DEPT PUBLIC HEALTH			3	100%	3
EASTERN NEW MEXICO MEDICAL CENTER		3			3
LRHS Florida Poly Tech		3			3
CVS AZ7075POCT CHANDLER		3			3
CLARA MAASS TRANSITIONAL CARE UNIT		3			3
LOCH HAVEN PEDIATRICS			3	100%	3
CVS NJ2508POCT MANALAPAN		3			3
Walgreens #5984		3			3
MEDEXPRESS URGENT CARE GREENSBURG		2	1	33%	3
NEW GEN LABS			3	100%	3
CVS NJ1927POCT GREEN BROOK		3			3
VICAR'S LANDING NURSING HOME		2	1	33%	3
HEALGEN SCIENTIFIC			3	100%	3
TUFTS MEDICAL CENTER			3	100%	3
MEDFUSION		2	1	33%	3
SOUTH COUNTY MENTAL HEALTH CENTER INC			3	100%	3
AdventHealth Care Center Orlando North			3	100%	3
Kingston Care Center of Sylvania		3			3
FREDERICK MEMORIAL HOSPITAL			3	100%	3
ADVICE FOR OPTIMAL WELLNESS, INC			3	100%	3
LEESBURG COMMUNITY HEALTH CENTERS			3	100%	3
DOCTORS CARE - AIKEN MALL			3	100%	3
HARBOUR'S EDGE		2	1	33%	3
W.G. (Bill) Hefner VAMC		3			3
RAPID CITY RUGENT CARE			3	100%	3
OHIO HEALTH DOCTORS HOSPITAL			3	100%	3
COMMUNICABLE DISEASE CONTROL/PUBLIC HEALTH EMERGENCY PREPAREDNESS			3	100%	3
NORTH BROWARD HOSPITAL DISTRICT HEALTHCARE FOR THE HOMELESS			3	100%	3
MEDSTAR URGENT CARE, LLC			3	100%	3
CVS NC2749POCT CONCORD		3			3
MEDICAL SERVICES OF AMERICA HOME HEALTH		3			3
SUPER HEALTH PHARMACY LLC		3			3
SIGNATURE CARE PFLUGERVILLE			3	100%	3
NORTH DAKOTA DEPT OF HEALTH MICROBIOLOGY		1	2	67%	3
ACCOMPLISHED HOME CARE		3			3
MEDICAL CENTER OF CENTRAL GEORGIA			3	100%	3
CORMEUM LAB SERVICES, LLC			3	100%	3
FOUR WINDS BEHAVIORAL HEALTH		3			3
MEDEXPRESS URGENT CARE, EDWARDSVILLE		3			3

COVID-19: testing by laboratory

Data through May 6, 2021 verified as of May 7, 2021 at 09:25 AM

Data in this report are provisional and subject to change.

The numbers in the table below represent the number of Florida and non-Florida residents for whom test results were received by the Department of Health. A person can be tested by more than one laboratory and can have both positive and negative results. **Therefore, the sum of the numbers in each column will be larger than the total number of people tested.**

Reporting lab	Inconclusive	Negative	Positive	Percent positive	Total
MEDRITE MEDICAL CARE PC		3			3
CVS PA7611POCT ALLISON PARK		3			3
PREMIER MOBILE HEALTH SERVICES, LLC		1	2	67%	3
CCRX OF NORTH CAROLINA, LLC		2	1	33%	3
MINUTECLINIC, LLC #05814		3			3
EDITH NOURSE ROGERS MEMORIAL VAMC		3			3
SANIBEL MEDICAL CLINIC		1	2	67%	3
Home Health Care Clinic		2	1	33%	3
Granville Center	1	2			3
VA OUTPATIENT CLINIC-NEW PORT RICHEY			3	100%	3
PREMIER FAMILY AND SPORTS MEDICINE		2	1	33%	3
EXPEDIAN URGENT CARE			3	100%	3
NORTH NAPLES HOSPITAL RESPIRATORY THERAPY DEPARTMENT			3	100%	3
EXPRESSCARE URGENT CARE CENTER			3	100%	3
Englewood Health and Rehab			3	100%	3
ERIE COUNTY PUBLIC HEALTH CLINICAL		3			3
OCEAN MEDICAL CENTER		2	1	33%	3
ADVANCE FAMILY PRACTICE LLC□			3	100%	3
MEDEXPRESS URGENT CARE-WILKINS TOWNSHIP, WILLIAM PENN HIGHWAY		3			3
LAB PLUS, LLC AT ASCENSION SAINT THOMA		3			3
PARKLAND HEALTH & HOSPITAL			3	100%	3
Kroger 753 - The Little Clinic Goss Avenue		3			3
CVS IN6555POCT BROWNSBURG		3			3
LEGACY LABORATORY SERVICES			3	100%	3
FAMILY FIRST PEDIATRICS			3	100%	3
ISLAND NURSING HOME		2	1	33%	3
YORK HOSPITAL - LABORATORY			3	100%	3
PEDIATRICS BY THE SEA JOG RD OFFICE			3	100%	3
CARENOW-ATASCOCITA			3	100%	3
ROANE MEDICAL CENTER		2	1	33%	3
Biopharmaceutics Laboratory Section		3			3
MEDEXPRESS URGENT CARE - HACKETTSTOWN		2	1	33%	3
VIRGINIA DIVISION OF CONSOLIDATED LABORATORIES			3	100%	3
CVS TX2876POCT PROSPER		3			3
PREMIER CLINICAL RESEARCH INSTITUTE INC			3	100%	3
ST. PETERSBURG PEDIATRICS- 38TH AVENUE			3	100%	3
Kroger 093 - The Little Clinic Stapleton		2	1	33%	3
BICKERTON, DAWN		3			3
MEDEXPRESS URGENT CARE-VINLAND SOUTH		2	1	33%	3
WYOMING DEPT OF HEALTH			3	100%	3
HOUSTON METHODIST HOSPITAL			3	100%	3
MINUTECLINIC #1773		3			3
KISSIMMEE URGENT CARE		3			3
JS HEALTHCARE		2	1	33%	3
CDK LIBERTY ENTERPRISES, LLC		3			3
BASCOM PALMER EYE INSTITUTE			3	100%	3

COVID-19: testing by laboratory

Data through May 6, 2021 verified as of May 7, 2021 at 09:25 AM

Data in this report are provisional and subject to change.

The numbers in the table below represent the number of Florida and non-Florida residents for whom test results were received by the Department of Health. A person can be tested by more than one laboratory and can have both positive and negative results. **Therefore, the sum of the numbers in each column will be larger than the total number of people tested.**

Reporting lab	Inconclusive	Negative	Positive	Percent positive	Total
ACCESS HEALTH CARE		2	1	33%	3
MURFREESBORO MEDICAL CLINIC		3			3
ALLIANCE LABS @LRMC			3	100%	3
CVS CA9858POCT SANTA CLARITA		3			3
VIRTUA MEMORIAL HOSPITAL BURLINGTON COUNTY		1	2	67%	3
OPENTRONS PRL		2	1	33%	3
INSPIRED LIVING AT SARASOTA			3	100%	3
BAYSHORE MEDICAL CENTER LABORATORY		3			3
ALOHA HOME CARE LLC DBA ACCENTCARE HOME HEALTH OF		3			3
VA West Los Angeles Medical Center		3			3
EVERGREEN WOODS HEALTH & REHAB CENTER		2	1	33%	3
NEBRASKA DEPARTMENT OF HEALTH AND HUMAN SERVICES			3	100%	3
GREENTREE MEDICAL CENTER			3	100%	3
Kroger 571 - The Little Clinic Hendersonville		1	2	67%	3
MEDICAL CENTER OF THE ROCKIES			3	100%	3
WINDERMERE PEDIATRICS			3	100%	3
UNIVERSITY OF MARYLAND MEDICAL CENTER			3	100%	3
ADVENTHEALTH MEDICAL GROUP OBSTETRICS			3	100%	3
320 S TRANSIT ST		3			3
MEDEXPRESS URGENT CARE - TOTOWA		3			3
Village on the Green			3	100%	3
WALGREENS #05477		3			3
SENTARA NORFOLK GENERAL HOSPITAL CENTRAL LAB			3	100%	3
AUGUSTA UNIVERISTY MEDICAL CENTER			3	100%	3
MINUTE CLINIC DIAGNOSTIC OF KANSAS PA		3			3
SAN JUAN REGIONAL MEDICAL CENTER		3			3
CVS CT288POCT BRISTOL		2	1	33%	3
HEALTH SENTRY			3	100%	3
CERTIVIA LABORATORIES			3	100%	3
FAMILY CARE SPECIALISTS OF ORLANDO			3	100%	3
TAMPA		1	2	67%	3
Magnolia Health and Rehab Center			3	100%	3
BAPTIST PRIMARY CARE, INC.		2	1	33%	3
BE WELL PHARMACY		3			3
CLEARWATER		2	1	33%	3
CVS CA8861POCT BUENA PARK		3			3
DOUGLASVILLE NURSING AND REHABILITATIO		3			3
SKIPPACK MEDICAL LAB			3	100%	3
OCALA REGIONAL KIDNEY CENTER-WEST			3	100%	3
SSM HEALTH ST LOUIS MICROBIOLOGY LABORATORY		1	2	67%	3
NATHAN LITTAUER HOSPITAL LAB		3			3
PANCARE HEALTH - FRANKLIN CO			3	100%	3
SOMA MEDICAL CENTER P.A. #4			3	100%	3
CHILDREN'S HEALTHCARE OF ATLANTA AT EG		3			3
MANATEE URGENT CARE LLC			3	100%	3
CVS TN7144POCT BARTLETT		3			3

COVID-19: testing by laboratory

Data through May 6, 2021 verified as of May 7, 2021 at 09:25 AM

Data in this report are provisional and subject to change.

The numbers in the table below represent the number of Florida and non-Florida residents for whom test results were received by the Department of Health. A person can be tested by more than one laboratory and can have both positive and negative results. **Therefore, the sum of the numbers in each column will be larger than the total number of people tested.**

Reporting lab	Inconclusive	Negative	Positive	Percent positive	Total
CGH MEDICAL CENTER			3	100%	3
CVS NH1004POCT SALEM		2	1	33%	3
CVS M08555POCT KANSAS CITY		3			3
CARECENTER PHARMACY, LLC		3			3
CUMBERLAND MEDICAL CENTER INC		3			3
NEMOURS CHILDREN'S PRIMARY CARE, LONGWOOD			3	100%	3
CVS OH5457POCT POWELL		3			3
NEMOURS CHILDRENS PRIMARY CARE MAITLAND			3	100%	3
Glenview Terrace Nursing Center		3			3
Michael J Crescenzo VA Outpatient Dialysis Center		3			3
MUNSON MEDICAL CENTER			3	100%	3
BAPTIST PRIMARY CARE FERNANDINA BEACH			3	100%	3
DOCTORS HOSPITAL RENAISSANCE			3	100%	3
NHC DICKSON		3			3
RINGLING HEALTH CENTER		2	1	33%	3
ACCESS 365 URGENT CARE LLC		1	2	67%	3
ANN STORCK CENTER INC		3			3
FAST PACE URGENT CARE			3	100%	3
WELLSTREET BUCKHEAD SOUTH		3			3
FLORIDA GASTROENTEROLOGY ASSOCIATES PA		3			3
BOSTON MEDICAL CENTER			3	100%	3
TAMPA INTERNATIONAL AIRPORT			3	100%	3
COVENANT PEDIATRICS		1	2	67%	3
SPRING LAKE REHABILITATION CENTER			3	100%	3
CVS KS676POCT LAWRENCE		2	1	33%	3
MEDEXPRESS URGENT CARE - LAWRENCE		3			3
EVENING PEDIATRICS INC		1	2	67%	3
UC CORAL GABLES		1	2	67%	3
GYN PATH SERVICES			3	100%	3
MEDEXPRESS URGENT CARE-CHIPPEWA		2	1	33%	3
WELLSTAR URGENT CARE SHALLOWFORD		1	2	67%	3
HOCHBERG LOWER SCHOOL		3			3
Bainbridge Health and Rehab		3			3
PEDIATRICS AND ADOLESCENT MEDICINE		2	1	33%	3
Medilodge of Montrose		3			3
AFFORDABLE PRIMARY CARE LLC		3			3
AZALEALAND NURSING HOME		3			3
B2 URGENT CARE		1	2	67%	3
PIEDMONT ROCKDALE HOSPITAL		2	1	33%	3
Broadview Multi-Care Center		3			3
AVALON MEDICAL GROUP		1	2	67%	3
CORNERSTONE DRUG AND GIFT INC		3			3
PALM COAST DIALYSIS		2	1	33%	3
SUN TERRACE HEALTH CARE CENTER			3	100%	3
SOFTLAB			3	100%	3
MT CARMEL PHARMACY INC		3			3

COVID-19: testing by laboratory

Data through May 6, 2021 verified as of May 7, 2021 at 09:25 AM

Data in this report are provisional and subject to change.

The numbers in the table below represent the number of Florida and non-Florida residents for whom test results were received by the Department of Health. A person can be tested by more than one laboratory and can have both positive and negative results. **Therefore, the sum of the numbers in each column will be larger than the total number of people tested.**

Reporting lab	Inconclusive	Negative	Positive	Percent positive	Total
EMERALD PARK OF HOLLYWOOD			3	100%	3
NORTHSIDE FAMILY MEDICINE AND URGENT CARE (HOLLY SPRINGS)		3			3
ONSLOW MEMORIAL HOSPITAL LABORATORY		3			3
WALKONCLINIC			2	100%	2
TMH PHYSICIAN PARTNERS PERRY		2			2
RAINY LAKE MEDICAL CENTER			2	100%	2
FLORIDA SOUTHERN COLLEGE		1	1	50%	2
CRESTVIEW CLINICAL LABORATORY			2	100%	2
MOUNT SINAI MEDICAL CENTER HIALEAH			2	100%	2
TLC MEDICAL			2	100%	2
CHOTA COMMUNITY HEALTH SERVICES		1	1	50%	2
Parkwood in the Pines		2			2
RAPID URGENT CARE - ALBANY			2	100%	2
RIVERVIEW MEDICAL CLINIC		2			2
Church Creek SNF			2	100%	2
HUMILITY OF MARY HEALTH PARTNERS			2	100%	2
WELL-KEY URGENT CARE SEVIERVILLE			2	100%	2
MINUTE CLINIC DIAGNOSTICS OF IN, LLC #6252		2			2
TALLAHASSEE MEMORIAL HEALTHCARE FAMILY MED RESIDENCY			2	100%	2
HENRY FORD WEST BLOOMFIELD HOSPITAL			2	100%	2
PROSPECT URGENT CARE			2	100%	2
CLINICAL REFERENCE LABORATORY, INC		2			2
VA CBOC			2	100%	2
EASTERN NEW MEXICO UNIVERSITY STUDENT		2			2
AGILE URGENT CARE			2	100%	2
AMERICAN MOLECULAR LABORATORIES			2	100%	2
CVS - MINUTECLINIC			2	100%	2
PALOS COMMUNITY HOSPITAL LABORATORY			2	100%	2
RIDGEFIELD PEDIATRIC ASSOCIATES		2			2
Beecher Manor Nursing and Rehabilitation Center		2			2
ARLINGTON DIALYSIS CENTER LLC		2			2
Errera Community Care Center		2			2
ROYAL OAK MEDICAL CENTER LLC DBA CHARACTER FAMILY			2	100%	2
NORTH DAKOTA VETERANS HOME		2			2
HEAD 2 TOE PEDIATRICS, PLLC		1	1	50%	2
MEDEXPRESS URGENT CARE - OMAHA N 72 ST		2			2
GOSHEN HOSPITAL			2	100%	2
Sanford Health & Rehabilitation			2	100%	2
WEAKLEY COUNTY REHAB AND NURSING CENTER		2			2
Kroger 130 - The Little Clinic Colorado Springs		2			2
CITRUS PARK			2	100%	2
SIOUX FALLS STORM		2			2
CVS IN8639POCT TERRE HAUTE		2			2
Mountainview Nursing Home		2			2
MERCY CONVENIENT CARE			2	100%	2
ASHLEY PEDIATRICS			2	100%	2

COVID-19: testing by laboratory

Data through May 6, 2021 verified as of May 7, 2021 at 09:25 AM

Data in this report are provisional and subject to change.

The numbers in the table below represent the number of Florida and non-Florida residents for whom test results were received by the Department of Health. A person can be tested by more than one laboratory and can have both positive and negative results. **Therefore, the sum of the numbers in each column will be larger than the total number of people tested.**

Reporting lab	Inconclusive	Negative	Positive	Percent positive	Total
NORTH OKALOOSA PHYSICIAN GRP - WALK IN CLINIC			2	100%	2
MEDEXPRESS URGENT CARE - MARTINSVILLE		2			2
SOUTHEAST GEORGIA HEALTH SYSTEM			2	100%	2
ROUTE 16 PHARMACY LLC DBA HOLLAND PHAR		2			2
LIBERTY HEALTH CENTER			2	100%	2
SANTA ROSA COUNTY HEALTH DEPARTMENT			2	100%	2
Kroger 426 - The Little Clinic Suwanee		2			2
SAWGRASS PEDIATRIC PARTNERS LLC			2	100%	2
INTEGRATED REGIONAL LABS			2	100%	2
MEDICAL ARTS LABORATORY			2	100%	2
Kroger 477 - The Little Clinic Fort Mitchell		2			2
ACCESS MEDICAL GROUP OF FLORIDA CITY			2	100%	2
WyndRidge Health & Rehabilitation		2			2
URGENT CARE AND SURGERY CENTER			2	100%	2
PRONTO URGENT CARE			2	100%	2
MIDLAND MEMORIAL HOSPITAL			2	100%	2
Garden Care Center		2			2
CHAPPEL GROUP RESEARCH, THE		2			2
US LABS		2			2
COOPER CLINIC			2	100%	2
OSF ST JOSEPH MEDICAL CENTER			2	100%	2
GARNET HEALTH DOCTORS		2			2
OAKMONT OF UNION SC, LLC		2			2
PALMETTO BAY MEDICAL CENTER		1	1	50%	2
MEDEXPRESS URGENT CARE-MT PLEASANT		1	1	50%	2
STATE OF FLORIDA			2	100%	2
INTEAM HEALTH, INC.			2	100%	2
BLACKBAG DIGITAL HEALTH LLC		2			2
MONICE DR.			2	100%	2
DUBOIS CONTINUUM OF CARE COMMUNITY INC		2			2
MANASOTA PEDIATRICS			2	100%	2
Parkridge Specialty Care		2			2
SELECT MEDICAL CLINIC			2	100%	2
CAPE FEAR VALLEY MEDICAL CENTER			2	100%	2
ABSOLUTE QUICK CARE		1	1	50%	2
ADVOCATE SHERMAN HOSPITAL			2	100%	2
CARELINE PHARMACY AND HEALTHCARE SERVICES		1	1	50%	2
ABRAKIDABRA PEDIATRIC CLINIC LLC			2	100%	2
WOODHILLS LABS			2	100%	2
VAULT HEALTH			2	100%	2
ALBUQUERQUE - AMG SPECIALTY HOSPITAL		2			2
FLORIDA MEDICAL CLINIC, LLC			2	100%	2
MED-LAKE LABORATORY, LLC			2	100%	2
POMERENE HOSPITAL			2	100%	2
BRENTWOOD AT FORE RANCH			2	100%	2
VILLAGES HEALTH SYSTEM, LLC, THE			2	100%	2

COVID-19: testing by laboratory

Data through May 6, 2021 verified as of May 7, 2021 at 09:25 AM

Data in this report are provisional and subject to change.

The numbers in the table below represent the number of Florida and non-Florida residents for whom test results were received by the Department of Health. A person can be tested by more than one laboratory and can have both positive and negative results. **Therefore, the sum of the numbers in each column will be larger than the total number of people tested.**

Reporting lab	Inconclusive	Negative	Positive	Percent positive	Total
CVS IN6611POCT INDIANAPOLIS		1	1	50%	2
HOPE HEALTH & WELLNESS		2			2
PALM MEDICAL CENTER - PLANT CITY		2			2
New Jersey Aim At Smg		2			2
BOCA RATON REGIONAL HOSPITAL INC			2	100%	2
Sevierville Health and Rehabilitation		2			2
URGENTMED PLANTATION			2	100%	2
BLANCHARD VALLEY HOSPITAL LABORATORY			2	100%	2
CVS LA1116POCT BATON ROUGE		1	1	50%	2
CVS OH3306POCT AKRON		1	1	50%	2
HEALTH PARTNERS REGIONAL HOSPITAL			2	100%	2
CVS NC6633POCT FAYETTEVILLE		2			2
87TH MEDICAL GROUP – MCGUIRE AMBULATORY CARE FACILITY		2			2
GASTROENTEROLOGY ASSOCIATES			2	100%	2
CORTLAND PARK REHABILITATION AND NURSING CENTER		1	1	50%	2
Brown Memorial Home		2			2
BAYMEADOWS PRIMARY CARE		2			2
OAKS AT AVON,THE		2			2
RUST MEDICAL CENTER		2			2
INTERNAL MEDICINE ASSOCIATES-DUNELLON			2	100%	2
TEQUESTA FAMILY MEDICAL CENTER LLC			2	100%	2
ROPER HOSPITAL			2	100%	2
DMC UNIVERSITY LABORATORIES		1	1	50%	2
ROCKWALL URGENT CARE			2	100%	2
MEDICAL ASSOCIATES OF BREVARD DR S VYAS			2	100%	2
NORTHWEST MEDICAL CENTER LABORATORY		2			2
CHARLOTTE COUNTY HEALTH DEPARTMENT			2	100%	2
The Grand Rehabilitation & Nursing Utica		2			2
TWELVE OAKS RECOVERY CENTER			2	100%	2
HAPPY KIDZ PEDIATRICS PL		1	1	50%	2
SAFE PMC		2			2
BROOKDALE PALM BEACH GARDENS			2	100%	2
METHODIST SPECIALTY CARE CENTER		2			2
MAINE CENTER FOR DISEASE CONTROL AND PREVENTION			2	100%	2
CARINGPLUS HOMECARE LLC		1	1	50%	2
BIRMINGHAM INTERNAL MEDICINE ASSOCIATE		1	1	50%	2
UNIVERSITY OF BALTIMORE WASHINGTON MEDICAL CENTER			2	100%	2
HERITAGE CARE AND REHABILITATION CENTE		2			2
HIGHLAND PARK LAKEWOOD PRESTON HOLLOW			2	100%	2
MOORE CLINICAL RESEARCH INC			2	100%	2
ACCESS MEDICAL GROUP OF TAMPA II, INC		2			2
DELRAY BEACH HEALTH CENTER			2	100%	2
LEXINGTON PLACE			2	100%	2
Absolut Care at Three Rivers		2			2
SUMMERFIELD RETIREMENT LIVING, INC			2	100%	2
Jacob's Creek Nursing and Rehabilitation Center		2			2

COVID-19: testing by laboratory

Data through May 6, 2021 verified as of May 7, 2021 at 09:25 AM

Data in this report are provisional and subject to change.

The numbers in the table below represent the number of Florida and non-Florida residents for whom test results were received by the Department of Health. A person can be tested by more than one laboratory and can have both positive and negative results. **Therefore, the sum of the numbers in each column will be larger than the total number of people tested.**

Reporting lab	Inconclusive	Negative	Positive	Percent positive	Total
WEST HOUSTON MEDICAL CENTER			2	100%	2
Beth Shalom Home of Eastern Virginia		1	1	50%	2
NEMOURS CHILDRENS PRIMARY CARE CLERMONT			2	100%	2
BAYCARE LABORATORIES			2	100%	2
Kroger 777 - The Little Clinic Shelbyville		1	1	50%	2
WHITESANDS OUTPATIENT TREATMENT		2			2
TRICORE REFERENCE LABORATORY		1	1	50%	2
ABILITY DIAGNOSTICS LLC			2	100%	2
MEDPOST - NORTH DALLAS			2	100%	2
WEST COAST PEDIATRICS			2	100%	2
LAKE SUCCESS EXTENDED CARE		2			2
ST JOHNS EPISCOPAL HOSPITAL SOUTH SHORE		1	1	50%	2
Fairhaven Retirement Community		2			2
ADVENTHEALTH IMAGING PARTIN SETTLEMENT			2	100%	2
ADVENT HEALTH - OWASA			2	100%	2
SYMPHONY OF BUFFALO GROVE		2			2
DUKE UNIVERSITY POINT OF CARE TESTING PROGRAM			2	100%	2
CVS IN6559POCT AVON		2			2
NEW YORK CITY CENTRAL COVID			2	100%	2
LAB PLUS, LLC			2	100%	2
COMPLETE HEALTH MEDICAL CENTER			2	100%	2
PM PEDIATRICS OF BAYSIDE, PLLC - RIVE		2			2
FLORIDA MEDICAL CLINIC RADIOLOGY DALE MABRY		2			2
VAULT MEDICAL SERVICES		1	1	50%	2
PIEDMONT WALTON HOSPITAL		2			2
UHEALTH CARDIOLOGY			2	100%	2
CHILDREN'S MEDICAL CENTER-EAST ORLANDO			2	100%	2
CHI MEMORIAL PRIMARY CARE ASSOCIATES-A		2			2
LAREDO EMERGENCY ROOM			2	100%	2
CVS NV5942POCT LAS VEGAS		2			2
NEW YORK UNIVERSITY MEDICAL CENTER			2	100%	2
CONCENTRA - PLANT CITY		2			2
Fairview		1	1	50%	2
KEATING SPORTS CENTER		2			2
UNIVERSITY OF MN MEDICAL CENTER EAST CAMPUS			2	100%	2
VA Greater LA HCS-Santa Maria OPC			2	100%	2
MORRISTOWN MEMORIAL HOSPITAL		2			2
RHODE ISLAND DEPARTMENT OF HEALTH LABORATORIES			2	100%	2
BAPTIST HOSPITAL INTERNAL MEDICINE GULF BREEZE			2	100%	2
PANCARE HEALTH - SNEADS ELEMENTARY			2	100%	2
U OF MIAMI MILLER SCHOOL OF MEDICINE			2	100%	2
DNA DIAGNOSTICS CENTER		2			2
Walgreens #10207		2			2
Cypress Cove Center		2			2
Kroger 549 - The Little Clinic Clinton Highway		2			2
BAPTIST HEALTH PRIMARY CARE HOMESTEAD			2	100%	2

COVID-19: testing by laboratory

Data through May 6, 2021 verified as of May 7, 2021 at 09:25 AM

Data in this report are provisional and subject to change.

The numbers in the table below represent the number of Florida and non-Florida residents for whom test results were received by the Department of Health. A person can be tested by more than one laboratory and can have both positive and negative results. **Therefore, the sum of the numbers in each column will be larger than the total number of people tested.**

Reporting lab	Inconclusive	Negative	Positive	Percent positive	Total
MEDLOGIC, LLC		2			2
Walgreens #19019		2			2
MD NOW URGENT CARE MEDICAL CENTERS INC			2	100%	2
Great Lakes Health Center			2	100%	2
SOUTHEASTERN INSTITUTE OF RESTORATIVE MEDICINE		1	1	50%	2
MEMORIAL HERMANN HOSPITAL			2	100%	2
Holiday Retirement Home			2	100%	2
UMASS MEMORIAL MEDICAL CENTER, INC		1	1	50%	2
NEMOURS CHILDRENS PRIMARY CARE			2	100%	2
SOUTHSIDE FAMILY MEDICAL		2			2
VETERANS AFFAIRS MEDICAL CENTER - GREATER LOS ANGELES			2	100%	2
SARASOTA MEMORIAL MEDICAL URGENT CARE CENTER			2	100%	2
Northpoint Lexington Healthcare		1	1	50%	2
FALMOUTH HOSPITAL		1	1	50%	2
CARBON HEALTH			2	100%	2
Durham VAMC		2			2
Lynwood		2			2
LP Marietta II, LLC		2			2
ManorCare Rehab Center of Marietta		2			2
COLONIAL VILLA GOOD SAMARITAN CENTER		2			2
AHC Humboldt		2			2
FAST AID URGENT CARE			2	100%	2
NORTH MANATEE HEALTH CARE CENTER			2	100%	2
TRIDENT ANTI AGING LLC			2	100%	2
ULTIMATE KIDNEY CARE			2	100%	2
EDGEWATER RETIREMENT MANOR			2	100%	2
CHIPLEY DIALYSIS			2	100%	2
Essex Center for Rehabilitation and Healthcare		2			2
BIOMAT USA			2	100%	2
PATIENT FIRST MEDICAL CENTER-CARYTOWN			2	100%	2
CVS AZ7855POCT TUCSON		1	1	50%	2
PIEDMONT ATHENS REGIONAL HOSPITAL LAB			2	100%	2
RM PHARMACY SERVICES INC		1	1	50%	2
MEDEXPRESS URGENT CARE - ROSS TOWNSHIP		2			2
IN AND OUT URGENT CARE			2	100%	2
ASCENSION ST MICHAEL'S HOSPITAL LAB		1	1	50%	2
Virginia Gay Nursing and Rehab		2			2
ILLINOIS DEPT OF PUBLIC HEALTH LABS			2	100%	2
DIGESTIVE DISEASE CARE PC		2			2
FAMILY URGENT CARE		2			2
CVS OH6185POCT PICKERINGTON		2			2
MARCO ISLAND HOSPITAL INC D/B/A		1	1	50%	2
NEW YORK PSYCHIATRIC INSTITUTE		2			2
CARESPOT URGENT CARE		1	1	50%	2
BAYLOR COLLEGE OF MEDICINE			2	100%	2
AVERA MEDICAL GROUP			2	100%	2

COVID-19: testing by laboratory

Data through May 6, 2021 verified as of May 7, 2021 at 09:25 AM

Data in this report are provisional and subject to change.

The numbers in the table below represent the number of Florida and non-Florida residents for whom test results were received by the Department of Health. A person can be tested by more than one laboratory and can have both positive and negative results. **Therefore, the sum of the numbers in each column will be larger than the total number of people tested.**

Reporting lab	Inconclusive	Negative	Positive	Percent positive	Total
DOCTORS CARE OF PALM COAST			2	100%	2
PLASMA MED RESEARCH DBA		2			2
ACKERMAN CANCER CENTER		2			2
CEDARS-SINAI MEDICAL CENTER			2	100%	2
CVS M05724POCT KANSAS CITY		2			2
TRINITAS REGIONAL MEDICAL CENTER		1	1	50%	2
SENECA HEALTH CARE CENTER		2			2
DELAWARE DIVISION OF PUBLIC HEALTH			2	100%	2
Kroger 412 - The Little Clinic Oxford		2			2
STAGES OF LIFE MEDICAL INSTITUTE			2	100%	2
PEACE RIVER CENTER CRISIS STABILIZATION UNIT		1	1	50%	2
HOME ACCESS HEALTH			2	100%	2
AL MANI HEALTH INSTUTUTE		2			2
VA Central California HCS		2			2
PRIMARY CARE SERVICES AT EDGEWATER		2			2
CVS PHARMACY INC DBA CVS/PHARMACY # 10600		2			2
Oakmont of Katy Nursing and Rehabilitation		2			2
AMERICAN MEDICAL LABORATORIES			2	100%	2
CROSSROADS URGENT CARE DBA URGENT TEA		2			2
SOUTH TAMPA AFTER HOURS CLINIC			2	100%	2
SUNNYSIDE MANOR		2			2
MEMORIAL SLOAN KETTERING CANCER CENTER		1	1	50%	2
CALIFORNIA DIVISION OF COMMUNICABLE DISEASE CONTROL			2	100%	2
IMMEDIATE CARE MEDICAL CENTER			2	100%	2
LOWELL GENERAL HOSPITAL			2	100%	2
CVS MA41POCT TAUNTON		2			2
ADVANTA ANALYTICAL LABORATORIES			2	100%	2
GOSHEN MEDICAL CENTER			2	100%	2
MINUTECLINIC DIAGNOSTICS OF OKLAHOMA		2			2
NLC LABS			2	100%	2
Dexter Health Care		2			2
SPRING HILL REGIONAL HOSPITAL			2	100%	2
INTEGRITY CLINICAL RESEARCH CENTER INC		1	1	50%	2
MEDEXPRESS URGENT CARE - SPRINGFIELD, COOLEY ST		2			2
BAPTIST HOSPITAL PRIMARY CARE GULF BREEZE			2	100%	2
CVS MA335POCT RAYNHAM		2			2
Kroger 127 - The Little Clinic Lakewood-Alameda		2			2
MEDEXPRESS URGENT CARE - BROOKHAVEN		2			2
OHSU LABORATORY SERVICES		2			2
LONG, SARAH		1	1	50%	2
STEWART ST ELIZABETH MEDICAL CENTER			2	100%	2
MAYO CLINIC GROUP PRACTICE LABORATORY			2	100%	2
NEIGHBORCARE PHARMACY SERVICES		2			2
GILA REGIONAL MEDICAL CENTER		2			2
APPLECARE VALDOSTA			2	100%	2
THE RIM URGENT CARE			2	100%	2

COVID-19: testing by laboratory

Data through May 6, 2021 verified as of May 7, 2021 at 09:25 AM

Data in this report are provisional and subject to change.

The numbers in the table below represent the number of Florida and non-Florida residents for whom test results were received by the Department of Health. A person can be tested by more than one laboratory and can have both positive and negative results. **Therefore, the sum of the numbers in each column will be larger than the total number of people tested.**

Reporting lab	Inconclusive	Negative	Positive	Percent positive	Total
SWEETWATER NURSING CENTER		2			2
MARTINSBURG VAMC		2			2
ORCHARD LABORATORIES			2	100%	2
CVS CA8882POCT SAN CLEMENTE		2			2
CAREATC - PALM HARBOR		1	1	50%	2
CVS TX3702POCT KATY		2			2
CVS MA38POCT CHARLTON		2			2
ACCELERATED URGENT CARE		2			2
WATERBURY HOSPITAL REFERENCE LAB			2	100%	2
STUART SURGERY CENTER, LLC			2	100%	2
COASTAL MEDICAL LAB			2	100%	2
BAYCARE OUTREACH LAB WH SOUTH			2	100%	2
FLORIDA DEPARTMENT OF HEALTH IN LEE COUNTY		1	1	50%	2
ST. JOSEPH REGIONAL MEDICAL CENTER			2	100%	2
UT AUSTIN UNIVERSITY HEALTH SERVICES			2	100%	2
SYNEOS HEALTH			2	100%	2
Douglas County Health Center		2			2
ENCOMPASS HEALTH HOME HEALTH		1	1	50%	2
DR JAMES D FORBES FAMILY CARE CENTER			2	100%	2
PINARD HOME HEALTH SERVICES INC			2	100%	2
Good Samaritan Society-Blackduck		1	1	50%	2
ORLANDO HEALTH MEDICAL GROUP		1	1	50%	2
SCDHEC BUREAU OF LABORATORIES			2	100%	2
RAPID RESULT CORP LLC		1	1	50%	2
MAYO CLINIC COUMADIN CLINIC LABORATORY		1	1	50%	2
CVS OH3980POCT KENT		2			2
Bethany Manor		2			2
WISCONSIN STATE LABORATORY OF HYGIENE		1	1	50%	2
GALEN BAYLOR EXTENSION		2			2
UTMB PATHOLOGY CLINICAL SERVICES LABORATORY			2	100%	2
UPSON REGIONAL MEDICAL CENTER		1	1	50%	2
Cedar Valley Nursing & Rehab Center		2			2
PRECISION CLINICAL RESEARCH			2	100%	2
LIFESPRING COMMUNITY HEALTH		2			2
MIAMI DADE MEDICAL RESEARCH INSTITUTE			2	100%	2
Eagle Health and Rehabilitation		2			2
FLAGLER HOME CARE			2	100%	2
DAYTON CHILDRENS HOSPITAL LAB			2	100%	2
MINUTECLINIC DIAGNOSTIC, PA #10252		2			2
WURLAND NURSING AND REHABILITATION, L		2			2
MOBILE MEDICAL UNIT- SAINT JOSEPH REG		2			2
FLORIDA MEDICAL CLINIC IM LUTZ			2	100%	2
SOWAL HEALTH & DRUG			2	100%	2
TULANE MEDICAL CENTER			2	100%	2
EXPRESS CARE OF LEESBURG			2	100%	2
Edinboro Manor		2			2

COVID-19: testing by laboratory

Data through May 6, 2021 verified as of May 7, 2021 at 09:25 AM

Data in this report are provisional and subject to change.

The numbers in the table below represent the number of Florida and non-Florida residents for whom test results were received by the Department of Health. A person can be tested by more than one laboratory and can have both positive and negative results. **Therefore, the sum of the numbers in each column will be larger than the total number of people tested.**

Reporting lab	Inconclusive	Negative	Positive	Percent positive	Total
LINIL VISITING NURSES, INC		2			2
CHRISTIAN REST HOME ASSOC		2			2
ST VINCENT'S AMBULATORY CARE INC			2	100%	2
BAPTIST HEALTH PRIMARY CARE AT DORAL			2	100%	2
MEDEXPRESS URGENT CARE - ST CLAIR, CLOVER DR.		1	1	50%	2
MEDEXPRESS URGENT CARE, MOSSIDE		2			2
THE WINDSOR ORTEGA		2			2
EXCELTOX LABORATORIES LLC		2			2
CVS NE2741POCT LA VISTA		2			2
CVS SC7567POCT BOILING SPRINGS		1	1	50%	2
CRAWFORD COUNTY CARE CENTER		2			2
CVS AZ9273POCT TUCSON			2	100%	2
Alden Terrace of McHenry			2	100%	2
CROSSROADS			2	100%	2
CARE NOW DENTON			2	100%	2
UF KANAPAHA LAB BEAKER		2			2
Covington Care Nursing and Rehabilitation		2			2
CARE 365			2	100%	2
JRS LABORATORY			2	100%	2
CONWAY MEDICAL CENTER			2	100%	2
RICHICHI FAMILY HEALTH			2	100%	2
TGH Brandon Healthplex Laboratory			2	100%	2
SPARTANBURG REGIONAL MEDICAL CENTER			2	100%	2
WAYNE MEMORIAL HOSPITAL		2			2
APPLING NURSING & REHABILITATION PAVIL		2			2
COVANCE			2	100%	2
Mayaguez Outpatient Clinic		2			2
UNIVERSITY OF VERMONT MEDICAL CENTER			2	100%	2
TENNESSEE DEPARTMENT OF HEALTH (TDH) - REGIONAL LABORATORY			2	100%	2
ADVANCED FOOT AND ANKLE OF INDIAN RIVER		2			2
NYUMC CLINICAL LABORATORIES			2	100%	2
OSF SAINT FRANCIS MEDICAL CENTER			2	100%	2
SPECTRUM HEALTH			2	100%	2
Kroger 647 - The Little Clinic Newnan Crossings		1	1	50%	2
VALLEY MEDICAL LABORATORY			2	100%	2
CQUENTIA NGS, LLC			2	100%	2
Highland Rehabilitation and Nursing Center		2			2
ST ANTHONY COMMUNITY HOSPITAL LAB		1	1	50%	2
Sanctuary Health Wadsworth		2			2
KETTERING MEDICAL CENTER			2	100%	2
ASSOCIATES IN INTERNAL MEDICINE PA			2	100%	2
HERITAGE VILLAGE REHAB & SKILLED NURSI		2			2
MOSAIC MEDICAL CENTER MARYVILLE			2	100%	2
OMEGA RESEARCH CONSULTANTS			2	100%	2
GUARDIAN HOME CARE OF CENTRAL GEORGIA		2			2
VITAL CARE CLINIC, LLC			2	100%	2

COVID-19: testing by laboratory

Data through May 6, 2021 verified as of May 7, 2021 at 09:25 AM

Data in this report are provisional and subject to change.

The numbers in the table below represent the number of Florida and non-Florida residents for whom test results were received by the Department of Health. A person can be tested by more than one laboratory and can have both positive and negative results. **Therefore, the sum of the numbers in each column will be larger than the total number of people tested.**

Reporting lab	Inconclusive	Negative	Positive	Percent positive	Total
DIVERSE MEDICAL CARE LLC			2	100%	2
CVS MA1875POCT ASHLAND		1	1	50%	2
WALGREENS NO 10512		1	1	50%	2
LEHIGH MEDICAL AND RESEARCH CENTER, INC			2	100%	2
Kroger 686 - The Little Clinic Farragut		2			2
PruittHealth Lakehaven		2			2
ACN PHYSICIANS GROUP CORP			2	100%	2
SPRING VALLEY HOSPITAL MEDICAL CENTER			2	100%	2
RIVER CITY MEDICAL ASSOCIATES, INC			2	100%	2
BAPTIST HEALTH LEXINGTON			2	100%	2
ALABAMA REFERENCE LAB			2	100%	2
PTC LABORATORIES			2	100%	2
GREEN BAY BLIZZARD OFFICE		2			2
JULIE STAATS DO		2			2
MD NOW URGENT CARE CENTER INC.			2	100%	2
CITY OF NEW YORK DEPARTMENT OF HEALTH			2	100%	2
The Suites at Western Home Communities		2			2
Glenburn Home		2			2
Southern Pines Healthcare Center		1	1	50%	2
CENTRAL FLORIDA FAMILY HEALTH CENTER		2			2
CVS NJ2369POCT JACKSON		2			2
CVS CA9751POCT AGOURA		2			2
WillowBrooke Court at Southampton Estates		2			2
HPH HOME CARE		1	1	50%	2
ONslow COUNTY HEALTH DEPARTMENT			2	100%	2
PEACEHEALTH CENTRAL		2			2
MEMORIAL HOSPITAL WEST			2	100%	2
EASTERN NIAGARA HOSPITAL		2			2
JUPITER PEDIATRIC ASSOCIATES, PA		1	1	50%	2
JENNIE STUART MEDICAL CENTER			2	100%	2
WARE EXPRESS CARE			2	100%	2
Arbors at Stow		2			2
DESERT SPRINGS HOSPITAL			2	100%	2
VENETIAN GARDENS		2			2
FRASER MEMORIAL HOSPITAL		1	1	50%	2
ROBERTS WESLEYAN COLLEGE HEALTH CENTE		2			2
PIEDMONT MOUNTAINSIDE HOSPITAL LABORAT		2			2
CVS AZ5892POCT LAVEEN		2			2
MID-FLORIDA HEMATOLOGY AND ONCOLOGY CENTERS		2			2
HAMPTON VAMC		2			2
MEDICAL CENTER LABORATORY			2	100%	2
Luther Acres Manor		2			2
ATLANTIC DIAGNOSTICS			2	100%	2
Kroger 745 - The Little Clinic Somerset		2			2
MEASE MANOR MEMORY CARE		2			2
Walgreens #7156			2	100%	2

COVID-19: testing by laboratory

Data through May 6, 2021 verified as of May 7, 2021 at 09:25 AM

Data in this report are provisional and subject to change.

The numbers in the table below represent the number of Florida and non-Florida residents for whom test results were received by the Department of Health. A person can be tested by more than one laboratory and can have both positive and negative results. **Therefore, the sum of the numbers in each column will be larger than the total number of people tested.**

Reporting lab	Inconclusive	Negative	Positive	Percent positive	Total
PALM CITY NURSING AND REHAB CENTER			2	100%	2
MINUTECLINIC DIAG OF IND, LLC #6250		2			2
DJ Jacobetti Home for Veterans		2			2
VIRGINIA DEPT OF HEALTH OFFICE OF EPIDEMIOLOGY			2	100%	2
Jackson Health Care Facility			2	100%	2
DOCTORS MEDICAL CTR OF WALTON COUNTY			2	100%	2
FLORIDA DEPARTMENT OF HEALTH PINELLAS COUNTY-			2	100%	2
CVS NC2559POCT CHARLOTTE		2			2
MEDEXPRESS URGENT CARE - LINCOLN N 26T		2			2
DOWN HOME MEDICAL			2	100%	2
INTERMOUNTAIN MEDICAL CENTER			2	100%	2
Kroger 328 - The Little Clinic Henderson Road		2			2
TEXAS REGIONAL ASTHMA & ALLERGY CENTER			2	100%	2
Tidelands Health Rehabilitation Hospital			2	100%	2
VISITING PHYSICIANS OF THE TREASURE COAST LLC			2	100%	2
WILSON MEMORIAL HOSPITAL			2	100%	2
CARLE FOUNDATION HOSPITAL LABORATORY			2	100%	2
CENTRAL ARKANSAS VETERANS HEALTHCARE SYSTEM - VETERANS AFFAIRS			2	100%	2
CREATIVE HEALTH CENTER			2	100%	2
OAKBRIDGE TERRACE AT SAE			2	100%	2
Manor At Perrysburg		2			2
MAIN STREET MEDICAL CENTERS		2			2
AHC Forest cove		2			2
DAYTONA BEACH CENTRA CARE			2	100%	2
PALMETTO FAMILY HEALTH CENTER			2	100%	2
MIRAMAR KIDNEY CENTER		1	1	50%	2
HEALTH & REHAB CTR AT DOLPHINS VIEW, THE			2	100%	2
ABBEY DELRAY SOUTH IN FLORIDA			2	100%	2
ANDERSON COUNTY HOSPITAL			2	100%	2
SOUTH DAKOTA DEPARTMENT OF HEALTH		2			2
Providence of Sparta Health and Rehabilitation		2			2
DALLAS MEDICAL CENTER			2	100%	2
SUMMIT CLINICAL LABORATORIES LLC			2	100%	2
MASSACHUSETTS DEPARTMENT OF HEALTH			2	100%	2
MEDEXPRESS URGENT CARE - LINCOLN		2			2
SHERIDAN AT HOBE SOUND, THE			2	100%	2
TEMPLE UNIVERSITY HOSPITAL			2	100%	2
COLD SPRING HILLS CENTER FOR NURSING A		2			2
WELL HEALTH LABS			2	100%	2
MINUTECLINIC DIAGNOSTIC OF KANSAS, PC		2			2
SKY LAKES MEDICAL CENTER		2			2
PATIENT FIRST-BATTLEFIELD			2	100%	2
CDPH K-12 SCHOOL LABORATORIES (HILLSBOROUGH CITY SCHOOL DISTRICT)			2	100%	2
Garden Isle Healthcare and Rehabilitation Center		2			2
HEALTH NETWORK			2	100%	2
441 URGENT CARE-MULBERRY			2	100%	2

COVID-19: testing by laboratory

Data through May 6, 2021 verified as of May 7, 2021 at 09:25 AM

Data in this report are provisional and subject to change.

The numbers in the table below represent the number of Florida and non-Florida residents for whom test results were received by the Department of Health. A person can be tested by more than one laboratory and can have both positive and negative results. **Therefore, the sum of the numbers in each column will be larger than the total number of people tested.**

Reporting lab	Inconclusive	Negative	Positive	Percent positive	Total
TEXAS HEALTH CARE			2	100%	2
NORTH SHORE MEDICAL CENTER - SALEM HOSPITAL			2	100%	2
CORNELIA REDDY URGENT CARE		2			2
MOBILE HEALTH LABS LLC			2	100%	2
Lenawee Medical Care Facility		2			2
VOLUNTEERS OF AMERICA OF FLORIDA			2	100%	2
ManorCare Health Services Peters Township		2			2
FLORIDA SPINE AND PAIN SPECIALISTS		2			2
Green Mountain Nursing and Rehabilitation		2			2
QUALITY URGENT CARE CENTER		1	1	50%	2
TSALI CARE CENTER		2			2
VALUE DRUGS GREENLAWN INC		2			2
SWIFT CREEK HEALTH CENTER AT THE TEMPL		2			2
MEDSTAR HEALTH URGENT CARE			2	100%	2
MOUNT SINAI MEDICAL CENTER OF FLORIDA, INC			2	100%	2
JERSEY IRISH MEDICAL		2			2
CLINIC OF PLANT CITY, THE		2			2
BAPTIST HEALTHCARE - LAKEVIEW CENTER INC		2			2
BAY CORRECTIONAL AND REHABILITATION FACILITY			2	100%	2
FASTCARE LLC			2	100%	2
WALGREENS #13605		2			2
ARCPPOINTLABS OF VIRGINIA BEACH		1	1	50%	2
Henry County Health and Rehabilitation		2			2
ASANTE ROGUE REGIONAL MEDICAL CENTER L		2			2
BAYSHORE MEDICAL CENTER			2	100%	2
MI Nursing Restorative Center		2			2
DRR JMC URGENT CARE DONALD ROSS			2	100%	2
DEKALB MEDICAL CENTER LABORATORY			2	100%	2
NORTON IMMEDIATE CARE CENTER - PRESTON			2	100%	2
TMH EC NORTHEAST LABORATORY			2	100%	2
JORDAN VALLEY MEDICAL CENTER			2	100%	2
OUR LOVING HANDS COMPANION SERVICE LLC		2			2
Colonial Manor Nursing and Rehabilitation Center		2			2
ORLANDO LUTHERAN TOWERS		1	1	50%	2
BAYFRONT CARDIOVASCULAR ASSOCIATES		1	1	50%	2
Cooperstown Center for Nursing and Rehabilitation		2			2
Manorcare Health Services - Williamsport South		2			2
SPRINGS MEDICAL LAB		1	1	50%	2
AMERICAN RESEARCH CENTERS OF FLORIDA			2	100%	2
NORTH SHORE HEMATOLOGY-ONCOLOGY ASSOCIATES		2			2
LAB CORP OF AMER SAN DIEGO			2	100%	2
HOLY FAMILY MEDICAL CENTER		1	1	50%	2
FLORIDA COMMUNITY HEALTH CENTERS, INC.			2	100%	2
Good Samaritan Society Waukon		2			2
CHNJ		2			2
SCIENTIFIC LABORATORY COMPANY		2			2

COVID-19: testing by laboratory

Data through May 6, 2021 verified as of May 7, 2021 at 09:25 AM

Data in this report are provisional and subject to change.

The numbers in the table below represent the number of Florida and non-Florida residents for whom test results were received by the Department of Health. A person can be tested by more than one laboratory and can have both positive and negative results. **Therefore, the sum of the numbers in each column will be larger than the total number of people tested.**

Reporting lab	Inconclusive	Negative	Positive	Percent positive	Total
WALGREENS AGUADILLA (ST 177)		2			2
JMC TALLAHASSEE, LLC			2	100%	2
PRECISION DIAGNOSTIC INC		2			2
ST. MARY'S MEDICAL CENTER EVANSVILLE, INC			2	100%	2
SANFORD REGIONAL HOSPITAL WORTHINGTON		2			2
BOSTON PUBLIC HEALTH COMMISSION			2	100%	2
ORLANDO DIALYSIS		1	1	50%	2
CLEVELAND CLINIC IMAGING			2	100%	2
BLOSSOMS ASSISTED LIVING 1 LLC			2	100%	2
HAMILTON CHD		2			2
St. Luke's Care Center		2			2
GOLDSTEIN			2	100%	2
COX HEALTH SOUTH LAB		1	1	50%	2
PEACE RIVER MEDICAL CENTER		2			2
CHRISTUS SPOHN HOSPITAL			2	100%	2
CLEAR LAKE REGIONAL MEDICAL CENTER			2	100%	2
ABSOLUTE CAREGIVERS HOME HEALTH AGENCY INC			2	100%	2
Kroger 096 - The Little Clinic Orchard and Holly		2			2
CITRUS DERMATOLOGY			2	100%	2
Bethel Lutheran Home		2			2
LEESBURG DIALYSIS CENTER		1	1	50%	2
FLORIDA CLINICAL LABORATORY INC			2	100%	2
UNITY LONGPOND		2			2
EXCUSED ABSENCE PLLC		2			2
BUFFALO CROSSINGS HEALTHCARE AND REHABILITATION CENTER			2	100%	2
METHODIST HEALTHCARE - MEMPHIS HOSP		2			2
BAPTIST HEALTH MEDICAL PLAZA			2	100%	2
Piney Grove Nursing and Rehabilitation Center		2			2
SOUTHERN TENNESSEE MEDICAL CENTER			2	100%	2
Buena Vista Care Center		2			2
SCHEURER HOSPITAL		2			2
CARTERSVILLE URGENT CARE		1	1	50%	2
Walgreens #9890		2			2
BELLIN HOSPITAL			2	100%	2
OAKMONT WEST- GREENVILLE SC		2			2
REELFOOT FAMILY WALK IN CLINIC - TIPT		2			2
PALMS OF FT MYERS,THE			2	100%	2
Jersey City Medical Center		2			2
ÆGIS MEDICAL GROUP LLC			2	100%	2
SHEPHERD CENTER CLINICAL LABORATORY		2			2
CIRRUS DX			2	100%	2
DAVENPORT PEDIATRICS CLERMONT			2	100%	2
ADVENTHEALTH CENTRA CARE POINCIANA			2	100%	2
Robert Cranfield			2	100%	2
SIMPLY HEALTHCARE AND WELLNESS CLINIC, PC			2	100%	2
UNIVERSITY OF MARYLAND PATHOLOGY ASSOCIATES			2	100%	2

COVID-19: testing by laboratory

Data through May 6, 2021 verified as of May 7, 2021 at 09:25 AM

Data in this report are provisional and subject to change.

The numbers in the table below represent the number of Florida and non-Florida residents for whom test results were received by the Department of Health. A person can be tested by more than one laboratory and can have both positive and negative results. **Therefore, the sum of the numbers in each column will be larger than the total number of people tested.**

Reporting lab	Inconclusive	Negative	Positive	Percent positive	Total
HANOVER ENDOSCOPY CENTER		2			2
Manorcare Health Services West Reading North		2			2
WE CARE HOME HEALTH SOLUTIONS LLC			2	100%	2
PHYSICIANS ASSOCIATES PA			2	100%	2
Guilford Health Care Center		2			2
GSM OCED Subsection			2	100%	2
EASTLAKE MEDICAL CENTER		2			2
EXPRESS CARE WALK-IN CLINIC			2	100%	2
MISSION HOSPITAL REGIONAL MEDICAL CENTER			2	100%	2
Kroger 409 - The Little Clinic Hebron Marketplace		1	1	50%	2
SHANDS JACKSONVILLE CLINICAL CENTER		1	1	50%	2
CVS OH4327POCT PAINESVILLE		2			2
MINUTECLINIC MINUTECLINIC #4978		1	1	50%	2
SUDARSAN KAMISSETY MD PA			2	100%	2
Kroger 407 - The Little Clinic Lexington		1	1	50%	2
CVS AZ9277POCT TUCSON		2			2
ERGENT MED SAINT SIMONS			2	100%	2
FLORIDA PRIMARY CARE CENTER PA		2			2
TRUE HEALTH INC			2	100%	2
JOHN D. ARCHBOLD MEM. HOSPITAL			2	100%	2
COOL KIDZ PEDIATRICS			2	100%	2
NEMOURS CHILDREN'S PRIMARY CARE OF VERO BEACH			2	100%	2
DURAND SENIOR CARE & REHAB CENTER		2			2
KEY WEST HMA PHYSICIAN MANAGEMENT, LLC			2	100%	2
Kroger 739 - The Little Clinic La Grange Road		2			2
Kroger 020 - The Little Clinic Wheat Ridge		2			2
SUNBRIDGE CARE & REHAB FOR DECATUR		2			2
BAYLOR SCOTT & WHITE COMPREHENSIVE WOUND			2	100%	2
LIFETIME FAMILY URGENT CARE			2	100%	2
BIOHEALTH MEDICAL LAB INC			2	100%	2
HELEN HAYES HOSPITAL LABORATORY		2			2
TWIN LAKES REHAB & HEALTHCARE		2			2
CHESTERFIELD HEALTHCARE GROUP, INC		2			2
BOND COMMUNITY HEALTH CENTER			2	100%	2
MEDEXPRESS URGENT CARE PENNSVILLE		2			2
CARTER BLOOD CARE			2	100%	2
GET WELL EXPRESS URGENT CARE & WALK-IN CLINIC			2	100%	2
LIFEGUARD AMBULANCE SERVICES LLC, TEXAS- SAN			2	100%	2
Kroger 762 - The Little Clinic Clarksville		2			2
HEALTHCARE NETWORK			2	100%	2
WAKULLA URGENT CARE & DIAGNOSTIC			2	100%	2
NATIONWIDE LABORATORY SERVICES		1	1	50%	2
RABI SINHA, MD		2			2
SWEDISH COVENANT HOSPITAL			2	100%	2
EAST CENTRAL REGIONAL HOSPITAL GRACEWO		2			2
CVS AZ9374POCT TUCSON		2			2

COVID-19: testing by laboratory

Data through May 6, 2021 verified as of May 7, 2021 at 09:25 AM

Data in this report are provisional and subject to change.

The numbers in the table below represent the number of Florida and non-Florida residents for whom test results were received by the Department of Health. A person can be tested by more than one laboratory and can have both positive and negative results. **Therefore, the sum of the numbers in each column will be larger than the total number of people tested.**

Reporting lab	Inconclusive	Negative	Positive	Percent positive	Total
HOLSTON MEDICAL GROUP		2			2
UW HOSPITAL AND CLINICS		1	1	50%	2
Kroger 853 - The Little Clinic East Broad Street		2			2
AUGUSTA HEALTH SKILLED CARE			2	100%	2
A PATTERN MEDICAL CLINIC		2			2
NAVAL BRANCH MEDICAL CLINIC			2	100%	2
CARE ATC SUN HYDRAULICS TALLAVAST			2	100%	2
North Ottawa Care Center at Heartwood Lodge		2			2
JEFFERSON WASHINGTON TOWNSHIP HOSPITAL		2			2
FEDERAL CORRECTIONAL INSTITUTION MARIANNA			2	100%	2
CRUC CMCH-COVID-19		2			2
HEALTH GROUP CENTER INC			2	100%	2
BROOKSVILLE DIALYSIS			2	100%	2
AZALEA HEALTH AND REHABILITATION		2			2
TENNESSEE VALLEY HCS			2	100%	2
SHELBYVILLE HOSPITAL COMPANY		2			2
BNJ		2			2
GULF COAST REGIONAL MEDICAL CARE		2			2
MEDEXPRESS URGENT CARE - DERBY N ROCK		2			2
YOUTH AND YOU, INC		2			2
MEDEXPRESS URGENT CARE - SOUTH CHARLESTON		2			2
UT PATH			2	100%	2
DIAGNOSTIC CLINIC MEDICAL GROUP INC		2			2
INA		1	1	50%	2
ROCKEFELLER UNIVERSITY CLINICAL GENOMICS LABORATOR		2			2
NEW YORK CITY DEPARTMENT OF HEALTH			2	100%	2
ATHENA CARE RESOURCES LLC		2			2
Aurora CBOC			2	100%	2
MOBILE COUNTY HEALTH DEPARTMENT		1	1	50%	2
GULFCOAST JEWISH FAMILY			2	100%	2
NORTH MCALLEN PEDIATRIC CENTER			2	100%	2
METHODIST MANSFIELD MEDICAL CENTER			2	100%	2
HAILE MEDICAL GROUP PA		2			2
ANNE ARUNDEL MEDICAL CENTER			2	100%	2
Kroger 672 - The Little Clinic Bill Kennedy & Glenwood		2			2
UNITED MEMORIAL MEDICAL CENTER			2	100%	2
SHELL POINT HOME HEALTH			2	100%	2
KIVA AT MOUNT DORA			2	100%	2
RAPID MD			2	100%	2
Mount Olivet Careview Home		2			2
ASPIRUS RIVERVIEW HOSPITAL & CLINICS INC		1	1	50%	2
AUSTIN REGIONAL CLINIC MICROBIOLOGY LAB			2	100%	2
ADVANCED MEDICAL OF FLORIDA			2	100%	2
Kingston of Miamisburg		2			2
MEDERI CARETENDERS		1	1	50%	2
WATERS PEDIATRIC CENTER			2	100%	2

COVID-19: testing by laboratory

Data through May 6, 2021 verified as of May 7, 2021 at 09:25 AM

Data in this report are provisional and subject to change.

The numbers in the table below represent the number of Florida and non-Florida residents for whom test results were received by the Department of Health. A person can be tested by more than one laboratory and can have both positive and negative results. **Therefore, the sum of the numbers in each column will be larger than the total number of people tested.**

Reporting lab	Inconclusive	Negative	Positive	Percent positive	Total
DEVLAB, LLC			2	100%	2
MIDWAY PRIMARY CARE LLC		2			2
Life Care Center of Elyria		2			2
BERNHARDT LABORATORIES INC			2	100%	2
SPRINGFIELD HOSPITAL LABORATORY			2	100%	2
AMERICAN FAMILY CARE URGENT CARE		1	1	50%	2
Timber Ridge Health Care Center			2	100%	2
MELBOURNE URGENT CARE			2	100%	2
CVS MA937POCT CARVER		2			2
Illiana HCS -Danville VAMC		2			2
FLORIDA SCHOOL FOR THE DEAF & BLIND			2	100%	2
CVS TX4794POCT ARLINGTON		2			2
MIDDLEBURG PEDIATRICS			2	100%	2
Fairlane Gardens Nursing and Rehab at Reading		2			2
SUNSHINE PHARMACY		2			2
HCR MANOR CARE SERVICES OF FLORIDA III INC		2			2
RENFREW CENTERS INC		2			2
INSPIRIT SENIOR LIVING			2	100%	2
INTERNAL MEDICINE SPECIALISTS MEDICAL GROUP, PA		2			2
Walgreens #12427		1	1	50%	2
GREEN POINT RX INC DBA ALTRU CHEMISTS		2			2
MEDEXPRESS URGENT CARE - O'FALLON		2			2
ALL PEDIATRIC CARE PA			2	100%	2
NORTHSIDE FAMILY MEDICINE AND URGENT CARE (EAST COBB)		2			2
Waycross Health and Rehabilitation		2			2
Harbert Hills Academy Nursing Home		2			2
CVS M08581POCT BLUE SPRINGS		1	1	50%	2
FIRST CHOICE MEDICAL PC			2	100%	2
BROOKS -TLC HOSPITAL SYSTEM			2	100%	2
Eugene J. Towbin Healthcare Center		2			2
MCCALLIE SCHOOL-STUDENT HEALTH CENTER		2			2
WEST VIRGINIA LABORATORIES			2	100%	2
Harris Hill Nursing Facility		2			2
STARR COUNTY MEMORIAL HOSPITAL			2	100%	2
MEDEXPRESS URGENT CARE - BENTON		2			2
TRINITY DIALYSIS			2	100%	2
THOMASVILLE REGIONAL MEDICAL CENTER		2			2
UNM SANDOVAL REGIONAL MEDICAL CENTER		2			2
GIGI WOOD DAVIS DO-FAMILY MEDICINE		2			2
CAREWELL JW - WORCESTER LNC			2	100%	2
LABRADOR PRIMARY CARE CENTER			2	100%	2
WYCLIFFE BIBLE TRANSLATORS		2			2
HEALTH NETWORK LAB			2	100%	2
WAKE FOREST MEDICAL CENTER LABORATORY			2	100%	2
UNIVERSITY HOSPITAL OF BROOKLYN		2			2
VA WNYHCS - Buffalo Division		1	1	50%	2

COVID-19: testing by laboratory

Data through May 6, 2021 verified as of May 7, 2021 at 09:25 AM

Data in this report are provisional and subject to change.

The numbers in the table below represent the number of Florida and non-Florida residents for whom test results were received by the Department of Health. A person can be tested by more than one laboratory and can have both positive and negative results. **Therefore, the sum of the numbers in each column will be larger than the total number of people tested.**

Reporting lab	Inconclusive	Negative	Positive	Percent positive	Total
MC MEDICAL			2	100%	2
ELITE MEDICAL LABORATORY SOLUTIONS LLC			2	100%	2
Advanced Rehabilitation and Healthcare of Wichita Falls		2			2
COLUMBIA COTTAGE		2			2
WEST FLORIDA MEDICAL ASSOCIATES, PA			2	100%	2
COBLESKILL REGIONAL HOSPITAL		2			2
EXPRESS CARE OF THE SHOALS		1	1	50%	2
WILLOWBROOKE CT AT LIMA ESTATES		2			2
MEDEXPRESS URGENT CARE - WOODBURY			2	100%	2
SPECIALTY LABORATORIES			2	100%	2
HMH HOSPITALS CORPORATION		2			2
REHOBOTH MCKINLEY CHRISTIAN HOSPITAL		2			2
NIAGARA APOTHECARY INC		2			2
NYU LANGONE HUNTINGTON MEDICAL GROUP		2			2
Hartwell Health and Rehabilitation		2			2
BUCKINGHAM PAVILION INC		2			2
WISE HEALTH SYSTEM		1	1	50%	2
EXCEPTIONAL EMERGENCY CENTER - AMARILLO			2	100%	2
ADVENTIST HINSDALE HOSPITAL LABORATORY			2	100%	2
THE FOUNTAIN AT BOCA CIEGA BAY		2			2
Highland Ave. Eye Clinic		2			2
CARENOW LENEXA			2	100%	2
CVS MI8287POCT MACOMB		2			2
Kroger 101 - The Little Clinic Hill Top		2			2
Aston Park Health Care Facility		2			2
TANNER MEDICAL CENTER VILLA RICA		2			2
NOSE AND SINUS INSTITUTE OF BOCA RATON		1	1	50%	2
MEDCARE		2			2
ROYAL PALM PEDIATRICS			2	100%	2
AFC PHYSICIANS OF FLORIDA, PA			2	100%	2
SENTARA NORFOLK GENERAL HOSPITAL			2	100%	2
PRESTIGE EMERGENCY ROOM LLC			2	100%	2
Workmens Circle Multicare Center		2			2
Elba Nursing and Rehabilitation Center, LLC		2			2
HOLY TRINITY PHARMACY LLC		2			2
VIBRA HEALTH LABORATORY			2	100%	2
MCLAREN REGIONAL MEDICAL CENTER			2	100%	2
JOHNSON CITY MEDICAL CENTER		1	1	50%	2
EVERYBODY'S FAMILY CLINIC		2			2
KJ MEDICAL PRACTICE PC		2			2
MID AMERICA CLINICAL LABS			2	100%	2
Kroger 687 - The Little Clinic Sugar Hill		1	1	50%	2
KAISER SUNNYSIDE MEDICAL CTR LAB		2			2
FHCP ASC - ORANGE CITY			2	100%	2
INN AT LAPOSADA,THE			2	100%	2
Friendship Manor Inc.		2			2

COVID-19: testing by laboratory

Data through May 6, 2021 verified as of May 7, 2021 at 09:25 AM

Data in this report are provisional and subject to change.

The numbers in the table below represent the number of Florida and non-Florida residents for whom test results were received by the Department of Health. A person can be tested by more than one laboratory and can have both positive and negative results. **Therefore, the sum of the numbers in each column will be larger than the total number of people tested.**

Reporting lab	Inconclusive	Negative	Positive	Percent positive	Total
POMONA VALLEY COMMUNITY HOSPITAL			2	100%	2
Warren Center for Rehabilitation and Nursing		2			2
OUR LADY OF THE LAKE REGIONAL MEDICAL CENTER			2	100%	2
OAKMONT EAST- GREENVILLE SC, LLC		2			2
VANAYER HEALTHCARE AND REHAB CENTER		2			2
MEDEXPRESS URGENT CARE - LINCOLN VILLA		2			2
WARD MEMORIAL HOSPITAL		2			2
EXPERTUS LABORATORIES, INC.			2	100%	2
NEMOURS CHILDREN'S PRIMARY CARE THE VILLAGES		2			2
PREMIER FAMILY CARE I, INC			2	100%	2
RMC BROOKHOLLOW MED AESTHETICS INC		2			2
WILCOX MEDICAL CENTER-ALMA COLLEGE		2			2
HARTFORD HEALTH CARE & REHABILITATION			2	100%	2
NEWTON MEMORIAL HOSPITAL		2			2
UNIVERSITY OF TEXAS AT EL PASO, THE			2	100%	2
SOUTH HILLSBOROUGH CBOC			2	100%	2
CVS AZ5477POCT SURPRISE		2			2
AMEDISYS HOME HEALTH OF GREENVILLE			2	100%	2
PM PEDIATRICS OF SELDEN, PLLC		2			2
SIGNAL DIAGNOSTICS DBA FLOWHEALTH LABS			2	100%	2
ALLSTATE HEALTH SERVICES, INC		2			2
MEMORIAL HOSPITAL OF CARBONDALE			2	100%	2
TMH PHYSICIAN PARTNERS MONTICELLO		1	1	50%	2
UPS			2	100%	2
First Care Living Center/Essentia Health			2	100%	2
Kroger 596 - The Little Clinic Brentwood		2			2
C A R E S OXFORD		1	1	50%	2
STARR CITY OF ROMA COMMUNITY CENTER			2	100%	2
CLEMENT J ZABLOCKI VAMC		2			2
CVS TX7603POCT SAGINAW		2			2
NEW DISCOVERY BIOLOGICS, LLC		1	1	50%	2
BENEVA LAKES ASSISTED LIVING CENTER			2	100%	2
MEDEXPRESS URGENT CARE - WICHITA, N MAIZE RD		1	1	50%	2
The Palms Nursing and Rehabilitation		1	1	50%	2
Kroger 356 - The Little Clinic Middletown		2			2
UNIVERSTIY OF ILLINOIS HOSPITAL			2	100%	2
PREVENTIVE HEALTH PARTNERS I L S C		2			2
DOCTOR'S IN-HOUSE LAB/COMMUNITY HEALTH CENTERS OF PINELLAS - JOHNNIE R			2	100%	2
Tuscola County Medical Care Community		2			2
ONTARIO COUNTY PUBLIC HEALTH		2			2
SOUTHERN BREEZE HEALTHCARE		1	1	50%	2
Chatham Nursing and Rehab Center		2			2
THE HOSPITAL OF PROVIDENCE EMERGENCY ROOM			2	100%	2
MERCY MEDICAL CENTER INC		1	1	50%	2
Kroger 550 - The Little Clinic Bellevue		2			2
Pinnacle Assisted Living			2	100%	2

COVID-19: testing by laboratory

Data through May 6, 2021 verified as of May 7, 2021 at 09:25 AM

Data in this report are provisional and subject to change.

The numbers in the table below represent the number of Florida and non-Florida residents for whom test results were received by the Department of Health. A person can be tested by more than one laboratory and can have both positive and negative results. **Therefore, the sum of the numbers in each column will be larger than the total number of people tested.**

Reporting lab	Inconclusive	Negative	Positive	Percent positive	Total
UMHC HOLLYWOOD LABORATORY			2	100%	2
MINUTECLINIC DIAG OF IND, LLC #4368		2			2
ATVIVO LLC		2			2
UNIVERSITY MEDICAL CENTER OF SOUTHERN NEVADA (UMCSN)			2	100%	2
MEDEXPRESS URGENT CARE - RUSSELLVILLE, W MAIN ST		2			2
MEDEXPRESS URGENT CARE - CONWAY		2			2
ST JOSEPH'S HOSPITAL INC			2	100%	2
PUBLIX PHARMACY #1387		2			2
RIVIERA BEACH INTEGRATED CARE INC			2	100%	2
Macon Valley Nursing and Rehabilitation Center		2			2
LABCORP OF AMERICA HOLDINGS		1	1	50%	2
METROHEALTH SYSTEM			2	100%	2
GULF COAST MEDICAL CENTER RESPIRATORY CARE			2	100%	2
CROSSTOWN PHARMACY		2			2
UNIVERSITY OF MISSOURI HEALTH CARE			2	100%	2
NEMOURS CHILDRENS HORIZON WEST			2	100%	2
BIONIC TECHNOLOGIES CORPORATION			2	100%	2
Lake Charles Healthcare LLC dba Landmark Lake Charles			2	100%	2
BLUEWATER TOXICOLOGY			2	100%	2
CATHOLIC HEALTH LABORATORY SERVICES		2			2
CVS TN5694POCT SODDY DAISY		2			2
VA Boston HCS-West Roxbury Division		1	1	50%	2
MEDAILLE COLLEGE WELLNESS CENTER		2			2
Cottage of the Shoals		2			2
Kroger 667 - The Little Clinic Litchfield Park		2			2
PEDIATRIC HEALTH CARE		1	1	50%	2
PHYSICIANS LABORATORY SERVICES			2	100%	2
BETHESDA HOSPITAL			2	100%	2
CVS MA1094POCT GREENFIELD		2			2
IRA FIALKO DO			2	100%	2
MAGNOLIA ADULT, LLC			2	100%	2
PPD CLINICAL RESEARCH UNIT			2	100%	2
EXPRESS PHARMACY INC		1	1	50%	2
Bedford Care Center of Hattiesburg		2			2
Kroger 400 - The Little Clinic Hartley Bridge Rd		1	1	50%	2
GENETIC ASSAYS INC			2	100%	2
Alden Des Plaines			2	100%	2
FLORIDA KEYS PED & ADOLES CTR			2	100%	2
VALLEY BAPTIST MEDICAL CENTER: BROWNSVILLE			2	100%	2
MILFORD REGIONAL HOSPITAL			2	100%	2
Village Green Health & Rehabilitation		2			2
SACRED HEART HOSPITAL ON THE EMERALD			2	100%	2
SOUTHERN REGIONAL MEDICAL CENTER		2			2
RAPID MEDLAB (002MO)		2			2
SOUTHERN SPRINGS HEALTH CARE		2			2
NEW BRIDGE MEDICAL CENTER		2			2

COVID-19: testing by laboratory

Data through May 6, 2021 verified as of May 7, 2021 at 09:25 AM

Data in this report are provisional and subject to change.

The numbers in the table below represent the number of Florida and non-Florida residents for whom test results were received by the Department of Health. A person can be tested by more than one laboratory and can have both positive and negative results. **Therefore, the sum of the numbers in each column will be larger than the total number of people tested.**

Reporting lab	Inconclusive	Negative	Positive	Percent positive	Total
BAYCARE OUTREACH LAB			2	100%	2
DEER'S HEAD CENTER		2			2
DEPT OF HEALTH			2	100%	2
MINERS COLFAX MEDICAL CENTER		2			2
PHOEBE BERKS HEALTH CARE CENTER		2			2
Q ALL CARE MEDICAL PC		2			2
FIRSTCHOICE FAMILY CARE, PLLC		2			2
Walgreens #9278		2			2
WELLSTAR SPALDING REGIONAL MEDICAL CENTER		2			2
Smoky Mountain Nursing and Rehabilitation Center		2			2
PROFESSIONAL DIALYSIS CENTER			2	100%	2
WillowBrooke Court at Westminster Village		2			2
ATLAS GENOMICS			2	100%	2
UNIVERSITY OF MIAMI SCCC RESEARCH LABORATORY			2	100%	2
LILY PHARMACY		2			2
ST. VINCENT HOSPITAL			2	100%	2
Kroger 619 - The Little Clinic Hendersonville Indian Lake		2			2
GERM BUSTERS 911 LLC			2	100%	2
BAPTIST HOSPITAL LABORATORY			2	100%	2
JASPER MEMORIAL HOSPITAL		1	1	50%	2
STATCARE URGENT AND WALK-IN			2	100%	2
POPLAR HEALTHCARE			2	100%	2
PORTAGE MEDICAL CENTER			2	100%	2
FLAGLER PROFESSIONAL HEALTH CAE SERVICES INC		2			2
FKC AMELIA ISLAND DIALYSIS			2	100%	2
FLORIDA DEPARTMENT OF HEALTH IN ESCAMBIA COUNTY		1	1	50%	2
DIAGNOSTIC AFFILIATES			2	100%	2
ON-SITE MEDICAL SOLUTIONS		2			2
MAWD PATHOLOGY GROUP			2	100%	2
CVS MA1877POCT NORTON		2			2
PUBLIX PHARMACY #1048		2			2
MEDEXPRESS URGENT CARE, LEBANON		2			2
CVS TX7431POCT ROWLETT		2			2
BFT LAB			2	100%	2
UNIVERSITY COMMUNITY HEALTH SERVICES		1	1	50%	2
EASTGENE LABORATORIES		2			2
SUMMIT URGENT CARE PS			2	100%	2
ADVENTHEALTH EAST ORLANDO EMPLOYEE CLINIC		2			2
PALM BEACH DIABETES & ENDOCRINE SPECIALISTS PA			2	100%	2
UWMC MONTLAKE DEPT OF LAB MED			2	100%	2
STUDENT HEALTH SERVICES			2	100%	2
NORTHSIDE FAMILY MEDICINE AND URGENT CARE (CUMMING)		2			2
ALVERNO CLINICAL LABORATORIES			2	100%	2
MEDEXPRESS URGENT CARE, MILLCREEK		2			2
PALM WEST INTERNIST PA			2	100%	2
CAROLINAS HEALTHCARE SYSTEM LAB			2	100%	2

COVID-19: testing by laboratory

Data through May 6, 2021 verified as of May 7, 2021 at 09:25 AM

Data in this report are provisional and subject to change.

The numbers in the table below represent the number of Florida and non-Florida residents for whom test results were received by the Department of Health. A person can be tested by more than one laboratory and can have both positive and negative results. **Therefore, the sum of the numbers in each column will be larger than the total number of people tested.**

Reporting lab	Inconclusive	Negative	Positive	Percent positive	Total
MIDDLE TENN MENTAL HEALTH INSTITUTE		2			2
LAS PALMAS MEDICAL CENTER			2	100%	2
MEMORIAL HOSPITAL OF SOUTH BEND			2	100%	2
ADVANCED MEDICAL CARE			2	100%	2
PLAINS REGIONAL MEDICAL CENTER		2			2
Cortland Acres Association		2			2
GRANDVIEW COLLEGE STUDENT HEALTH CENTE		2			2
ASCENSION ST VINCENT'S RIVERSIDE			2	100%	2
JFK MEDICAL CENTER LABORATORY DEPT		2			2
MEMORIAL HEALTH SYSTEM		1	1	50%	2
Parkview Care and Rehabilitation Center		2			2
MEDEXPRESS URGENT CARE - LODI		2			2
MEDSTAR HARBOR HOSPITAL			2	100%	2
Kroger 441 - The Little Clinic Middletown		2			2
FIRST PREVENTION AND DIALYSIS CENTER LLC			2	100%	2
DESERT HOSPITAL/CPHU CLINICAL LABORATORY			2	100%	2
HERNANDO CHILDREN'S			2	100%	2
GRACE HEALTHCARE OF LAKE WALES		1	1	50%	2
LAKEVIEW HEALTH CARE SYSTEM LLC			2	100%	2
INSPIRE HEALTHCARE CENTER			2	100%	2
Crest Manor Living and Rehabilitation		2			2
ENVOY OF FORK UNION, LLC DBA ENVOY AT THE VILLAGE		2			2
NSUH AT SYOSSET		2			2
DELAWARE DIAGNOSTICS LABS			2	100%	2
MEASE COUNTRYSIDE HOSPITAL CARDIAC REH			2	100%	2
CVS MA2600POCT WEYMOUTH		1	1	50%	2
MY INSTADOC - HOWELL URGENT CARE		2			2
PRIMARY HEALTH CARE ASSOCIATES INC			2	100%	2
WALGREENS #06583		2			2
WEST BOCA MEDICAL CENTER			2	100%	2
EASTSIDE SPORTS COMPLEX			2	100%	2
PALM BAY COMMUNITY OUTPATIENT CLINIC		2			2
DALLAS VA MEDICAL CENTER - VA NORTH TEXAS HEALTH CARE SYSTEM			2	100%	2
Greystone Nursing and Rehab, LLC			2	100%	2
PM PEDIATRICS OF BAYSIDE PLLC - HOPEWELL JUNCTION		2			2
AYASS BIOSCIENCE LLC			2	100%	2
ASSOCIATES IN UROGYNECOLOGY MD LLC		2			2
Camellia Gardens		2			2
PARKRIDGE MEDICAL CENTER			2	100%	2
ESCANDON DIAGNOSTIC CLINIC			2	100%	2
KANSAS CITY VA MEDICAL CENTER			2	100%	2
CareATC - Enovation Controls			2	100%	2
Iowa Veterans Home		2			2
CVS MD1490POCT GAITHERSBURG		2			2
CSS- TWELVE OAKS			2	100%	2
SENDER RETREAT ADULT DAY CARE CENTERS			2	100%	2

COVID-19: testing by laboratory

Data through May 6, 2021 verified as of May 7, 2021 at 09:25 AM

Data in this report are provisional and subject to change.

The numbers in the table below represent the number of Florida and non-Florida residents for whom test results were received by the Department of Health. A person can be tested by more than one laboratory and can have both positive and negative results. **Therefore, the sum of the numbers in each column will be larger than the total number of people tested.**

Reporting lab	Inconclusive	Negative	Positive	Percent positive	Total
MOBILE PHLEBOTOMY SERVICES			2	100%	2
SIMMONS			2	100%	2
MIDWAY SPECIALTY CARE CENTER INC		2			2
REGIONS HOSPITAL LABORATORY			2	100%	2
CVS NC2297335CV GREENSBORO		2			2
FLORIDA MENTOR FAULKNER GROUP HOME			2	100%	2
ROYAL CARE MEDICAL CENTER			2	100%	2
FAST TEST NOW		2			2
MY PHARMACY			2	100%	2
CVS NV5286POCT HENDERSON		2			2
ST. ELIZABETH HEALTHCARE			2	100%	2
CVS CT692POCT NORTH HAVEN		2			2
CVS NE5863POCT OMAHA		1	1	50%	2
MINUTECLINIC DIAGNOSTIC PA #7110		2			2
NORTHEAST FLORIDA HEALTH SERVICES, INC DBA FAMILY HEALTH SOURCE			2	100%	2
SMITH NORTHVIEW HOSPITAL LAB			2	100%	2
Imboden Creek Living Center		2			2
NEVADA DEPARTMENT OF HEALTH AND HUMAN SERVICES			2	100%	2
STOP URGENT CARE			2	100%	2
LAWRENCE GENERAL HOSPITAL			2	100%	2
MERCY HEALTH LAB		1	1	50%	2
LIFT HEALTH		2			2
FLORIDA MEDICAL CLINIC CARDIOLOGY-ZH			2	100%	2
MANSFIELD MEDICAL LODGE			2	100%	2
SUNCOAST BLOOD BANK			2	100%	2
Wetumpka Health and Rehab, LLC		2			2
Van Wert Manor		2			2
AMICUS MEDICAL CENTER LLC			2	100%	2
HEARTLAND REGIONAL MEDICAL CENTER		1	1	50%	2
MEDEXPRESS URGENT CARE -HOWELL US HWY		2			2
DELAWARE VETERANS HOME		2			2
Fox Subacute at Warrington		2			2
CPL LABS			2	100%	2
FLORIDA MEDICAL CENTER OF CLEARWATER		2			2
MOUNT ST MARYS HOSPITAL OF NIAGARA FALLS		1	1	50%	2
PUBLIC HEALTH LABORATORY	1		1	50%	2
CLEVELAND CLINIC FLORIDA LABORATORY			2	100%	2
AHC PARIS		2			2
A+ URGENT/PRIMARY CARE			2	100%	2
SUMMIT URGENT CARE - MARIETTA		2			2
VALUE DRUGS BRONXVILLE INC		2			2
The Friendly Home		2			2
FALCON HEALTH CENTER			2	100%	2
NOVA SOUTHEASTERN UNIVERSITY - STUDENT MEDICAL CTR			2	100%	2
PUBLIX PHARMACY #1092		2			2
MADISON HOSPITAL LABORATORY			2	100%	2

COVID-19: testing by laboratory

Data through May 6, 2021 verified as of May 7, 2021 at 09:25 AM

Data in this report are provisional and subject to change.

The numbers in the table below represent the number of Florida and non-Florida residents for whom test results were received by the Department of Health. A person can be tested by more than one laboratory and can have both positive and negative results. **Therefore, the sum of the numbers in each column will be larger than the total number of people tested.**

Reporting lab	Inconclusive	Negative	Positive	Percent positive	Total
MILLERSVILLE UNIVERSITY HEALTH SERVICE		2			2
JUST BELIEVE RECOVERY CENTER			2	100%	2
LACORP		1	1	50%	2
COUNTRY COTTAGE		2			2
Walgreens #5065		2			2
The Laurels of Hendersonville		2			2
GOUVERNEUR HOSPITAL LABORATORY		2			2
MATHER HOSPITAL			2	100%	2
IM&P WELLNES CENTER			2	100%	2
PM PEDIATRICS OF BAYSIDE PLLC - BELLER		2			2
Winer Haven Health and Rehabilitation Center		2			2
MEDICAL ASSOCIATES OF BREVARD LLC		1	1	50%	2
MANISTEE COUNTY MEDICAL CARE FACILITY		2			2
LARKIN COMMUNITY HOSPITAL PALM SPRINGS CAMPUS		1	1	50%	2
BEREA URGENT CARE			2	100%	2
MEDEXPRESS URGENT CARE - NUTLEY		2			2
CLARKSVILLE HEALTH SYSTEM			2	100%	2
FHPG SURGICAL ASSOCIATES OF EAST PASCO			2	100%	2
OELWEIN HEALTH CARE CENTER		2			2
CIGNA GATEWAY			2	100%	2
WASHINGTONVILLE PHARMACY INC		2			2
Stillwater Healthcare		2			2
University Center East			2	100%	2
BRADENTON DIALYSIS			2	100%	2
CPL INC/BSSC PATHOLOGY		2			2
HOUSTON HEALTH DEPARTMENT - BUREAU OF LABORATORY SERVICES			2	100%	2
CAROLINA BAY HEALTHCARE CTR OF WILMING		2			2
INNOVATIVE CARE II LLC			2	100%	2
LOURDES-NOREEN MCKEEN RESIDENCE□			2	100%	2
SHORE MEDICAL CENTER		2			2
ARCADIA DIALYSIS CENTER			2	100%	2
ACL LABORATORIES - ROSEMONT			2	100%	2
PHYSICIANS PREMIER			2	100%	2
MAJESTIC GUARDIANS			2	100%	2
COLONIAL HEALTH CARE		1	1	50%	2
BERKSHIRE MEDICAL CENTER			2	100%	2
Mary Anna Nursing Home		2			2
SOLLIS HEALTH			2	100%	2
BMC/JACSONVILLE		1	1	50%	2
WEST FLORIDA MEDICAL ASSOCIATES			2	100%	2
FRESENIUS KIDNEY CARE SOUTH ST PETERSBURG			2	100%	2
FL DEPT OF HEALTH MARION COUNTY MOBILE HEALTH UNIT			2	100%	2
Jewish Home of Rochester		2			2
Delaware Court Healthcare Center		2			2
GOLISANO PEDIATRICS PORT CHARLOTTE HARBOR		2			2
ST ANTHONY'S PINELLAS CARE CLINIC			2	100%	2

COVID-19: testing by laboratory

Data through May 6, 2021 verified as of May 7, 2021 at 09:25 AM

Data in this report are provisional and subject to change.

The numbers in the table below represent the number of Florida and non-Florida residents for whom test results were received by the Department of Health. A person can be tested by more than one laboratory and can have both positive and negative results. **Therefore, the sum of the numbers in each column will be larger than the total number of people tested.**

Reporting lab	Inconclusive	Negative	Positive	Percent positive	Total
DALLAS BAPTIST UNIVERSITY - HEALTH SERVICES			2	100%	2
ADVENT HEALTH CENTRAL TEXAS		1	1	50%	2
POINT OF CARE PRIVATE HEALTH MANAGEMENT			2	100%	2
SIGNATURE CARE LEWISVILLE-EMERGENCY CENTER		1	1	50%	2
ELMHURST MEMORIAL HOSPITAL			2	100%	2
Kroger 519 - The Little Clinic Georgesville Square		2			2
IN & OUT URGENT CARE METAIRIE			2	100%	2
GREEN RIVER MEDICAL CENTER			2	100%	2
LABTOX LABORATORIES			2	100%	2
JACKSON LABORATORY OF GENOMIC MEDICINE		2			2
DUKE HEALTH REGIONAL HOSPITAL			2	100%	2
A G RHODES HOME AT WESLEY WOODS		2			2
Avanti Wellness and Rehab			2	100%	2
FLORIDA DEPARTMENT OF HEALTH IN CITRUS COUNTY		2			2
BERGEN COUNTY SURGICAL AND ENDOSCOPY CENTER		2			2
MAGNOLIA MANOR OF COLUMBUS		2			2
SALEM VAMC		2			2
MEDEXPRESS URGENT CARE - SPRINGDALE, S 40TH STREET		2			2
FORT MYERS NORTH DIALYSIS		1	1	50%	2
PRIMACARE MEDICAL LAKEWOOD			2	100%	2
WESTMINSTER SUNCOAST			2	100%	2
MEDEXPRESS URGENT CARE - MYLAN			2	100%	2
PULMONARY MEDICINE		2			2
HCA HOUSTON ER 24/7			2	100%	2
THE EDGEWATER AND WATERMAN VILLAGE			2	100%	2
ALL CHILDRENS PEDIATRIC CLINIC			2	100%	2
CONEMAUGH MEMORIAL MEDICAL CENTER		2			2
SPECTRA EAST INC		1	1	50%	2
SYLVAN NURSING			2	100%	2
Iron County Medical Care Facility		2			2
WELLNESS MEDICAL CLINIC			2	100%	2
PT&J REHAB LLC		1	1	50%	2
ATLANTA PLUS URGENT CARE, LLC			1	100%	1
MEDEXPRESS URGENT CARE - WALL		1			1
DORNOCH PLACE DEL PRADO		1			1
WELLSTREET - SADDLEBROOK		1			1
CVS NY2297002CV NEW YORK			1	100%	1
WELLMED AT LONGWOOD			1	100%	1
HIGH DESERT COURT GROUP HOME			1	100%	1
WALGREENS #5130			1	100%	1
park avenue extended care		1			1
SANTA ROSA PEDIATRICS			1	100%	1
ASHLEY CLINICAL DIAGNOSTIC LABORATORY			1	100%	1
Piedmont Crossing		1			1
EAST COAST INSTITUTE FOR RESEARCH LLC			1	100%	1
ADVANCE HEALTH AND WELLNESS SOLUTIONS			1	100%	1

COVID-19: testing by laboratory

Data through May 6, 2021 verified as of May 7, 2021 at 09:25 AM

Data in this report are provisional and subject to change.

The numbers in the table below represent the number of Florida and non-Florida residents for whom test results were received by the Department of Health. A person can be tested by more than one laboratory and can have both positive and negative results. **Therefore, the sum of the numbers in each column will be larger than the total number of people tested.**

Reporting lab	Inconclusive	Negative	Positive	Percent positive	Total
LAMARQUE DIALYSIS			1	100%	1
STATE OF ALASKA			1	100%	1
ABINGTON MEMORIAL HOSPITAL			1	100%	1
NAVAL BRANCH HEALTH CLINIC			1	100%	1
NATICK URGENT CARE			1	100%	1
KENT		1			1
HEALTHCARE AND REHAB OF SANFORD			1	100%	1
SOUTH FLORIDA EVALUATION AND TREATMENT		1			1
Kroger 683 - The Little Clinic Foothills Plaza		1			1
ADVANCE MD CARE			1	100%	1
TMH PHYSICIAN PARTNERS QUINCY			1	100%	1
BOCA MEDICAL CARE			1	100%	1
EMPATH HOME HEALTH LLC			1	100%	1
WEST VIRGINIA UNIVERSITY HOSPITALS, INC			1	100%	1
SMA BEHAVIORAL HEALTH SERVICES INC		1			1
CONCENTRA - LEESBURG		1			1
ADVANCED RESEARCH AND DIAGNOSTIC LABORATORY UNIVERSITY OF MINNESOTA			1	100%	1
Premier Estates of Dublin, LLC		1			1
DOCTORS CARE - GREER		1			1
CARROLL UNIVERSITY STUDENT HEALTH CENTER		1			1
CERMAK HEALTH SERVICES			1	100%	1
ERIE COUNTY EMERGENCY SERVICES DIV OF		1			1
HOSPITAL METROPOLITANO SAN GERMAN			1	100%	1
Maplewood of Cheshire County		1			1
Juniper Village at Bucks County		1			1
SOUTHERN FAMILY HEALTH			1	100%	1
MEDCARE QUALITY MEDICAL CENTER LLC			1	100%	1
ROSEN MEDICAL CENTER AT ROSEN COLLEGE CAMPUS			1	100%	1
PALMETTO CHARTER SCHOOL		1			1
SUNCOAST PRIMARY CARE LLC			1	100%	1
PEDIATRIC ASSOCIATES OF ORLANDO			1	100%	1
ATHENS LIMESTONE HOSPITAL		1			1
Elmbrook Home		1			1
NORTHEAST REGIONAL MEDICAL CENTER			1	100%	1
NSPIRE HEALTHCARE PLANTATION			1	100%	1
HEALTHPLUS			1	100%	1
ST JOSEPHS CHILDRENS HOSPITAL PEDI TRANSPORT			1	100%	1
MT ST RITA HEALTH CENTRER		1			1
Abernethy Laurels		1			1
Washington County Nursing Home			1	100%	1
SANTA CRUZ COUNTY HEALTH SERVICES			1	100%	1
VIRTUA HEALTH AND REHABILITATION		1			1
NEW YORK PRESBYTERIAN HOSPITAL			1	100%	1
CVS SC7012POCT BALLENTINE			1	100%	1
MEDEXPRESS URGENT CARE - HAZLET			1	100%	1
Orange City Nursing and Rehab Center			1	100%	1

COVID-19: testing by laboratory

Data through May 6, 2021 verified as of May 7, 2021 at 09:25 AM

Data in this report are provisional and subject to change.

The numbers in the table below represent the number of Florida and non-Florida residents for whom test results were received by the Department of Health. A person can be tested by more than one laboratory and can have both positive and negative results. **Therefore, the sum of the numbers in each column will be larger than the total number of people tested.**

Reporting lab	Inconclusive	Negative	Positive	Percent positive	Total
SUN LABORATORY SERVICES,INC			1	100%	1
PUBLIX PHARMACY #1114			1	100%	1
NEW RIVER HEALTH DISTRICT			1	100%	1
GWINNETT MEDICAL CENTER			1	100%	1
Cloverdale Rehabilitation and Nursing Center		1			1
LABWORKS LLC			1	100%	1
BAPTIST HEALTH ASI			1	100%	1
LOUISIANA STATE LAB			1	100%	1
NABI		1			1
LABORATORIO BUENA SALUD			1	100%	1
ADVANCED DIALYSIS CENTER OF FORT LAUDERDALE			1	100%	1
WALGREENS WAYNE			1	100%	1
IVY CREEK FAMILY CARE OF TROY			1	100%	1
BUFFALO VAMC			1	100%	1
MEDIPLUS CLINIC, INC			1	100%	1
PM PEDIATRICS OF BAYSIDE, PLLC		1			1
ST LUKE LUTHERAN HOME		1			1
ATHENA PLASTIC SURGERY		1			1
ALBUQUERQUE INDIAN HEALTH CENTER		1			1
CATERPILLAR INC - MIAMI DISTRIBUTION CENTER			1	100%	1
HEALTH CHOICES, PLLC		1			1
ARTESIAN HOME		1			1
BLACKBERRY CENTER, THE		1			1
GAMMA HEALTHCARE, INC		1			1
DAYTONA BEACH DIALYSIS			1	100%	1
Towne Manor West		1			1
BARRINGTON TERRACE NAPLES			1	100%	1
NHC HealthCare St. Charles		1			1
DAUGHTERS OF SARAH NURSING CENTER		1			1
VELOCITY URGENT CARE - CHIMNEY HILL			1	100%	1
CLEVELAND HEARTLAB			1	100%	1
RAMBAM URGENT CARE			1	100%	1
WMG URGENT CARE WOODSTOCK			1	100%	1
Greene Meadows Nursing and Rehabilitation Center		1			1
HEALTH ALLIANCE			1	100%	1
MD NOW MEDICAL CENTERS, INC			1	100%	1
PARKVIEW OUTREACH COMMUNITY CENTER			1	100%	1
Nemours Children's Clinic-Orla			1	100%	1
SIGNATURE CARE MIDLAND			1	100%	1
ROBERT TAYLOR COMMUNITY COMPLEX			1	100%	1
DR Q PEDIATRICS			1	100%	1
1ST MED DOTHAN			1	100%	1
KID FIXERS		1			1
GADSDEN FAMILY PRACTICE		1			1
CARSON NURSING AND REHABILITATION CENTER		1			1
ENZO LABS INC			1	100%	1

COVID-19: testing by laboratory

Data through May 6, 2021 verified as of May 7, 2021 at 09:25 AM

Data in this report are provisional and subject to change.

The numbers in the table below represent the number of Florida and non-Florida residents for whom test results were received by the Department of Health. A person can be tested by more than one laboratory and can have both positive and negative results. **Therefore, the sum of the numbers in each column will be larger than the total number of people tested.**

Reporting lab	Inconclusive	Negative	Positive	Percent positive	Total
CLINICAL TRIALS OF TAMPA LLC		1			1
SARASOTA MEMORIAL HEALTHCARE			1	100%	1
FAMILY PRACTICE ASSOCIATES		1			1
MARTIN LUTHER KING RENAL INSTITUTE			1	100%	1
ST MARYS HEALTH CARE SYSTEM		1			1
DEVLIN MANOR NURSING AND REHABILITATION		1			1
JOHN MANCHIN SR HEALTH CARE CENTER		1			1
ELDERWOOD AT WAVERLY		1			1
MINUTE CLINIC DIAGNOSTIC MED GRP OF CA		1			1
SETON HILL UNIVERSITY		1			1
ATMORE COMMUNITY HOSPITAL			1	100%	1
CAREHERE HUDSON BAY			1	100%	1
INFANTS & CHILDREN PA			1	100%	1
TITUS REGIONAL MEDICAL CENTER			1	100%	1
MERRILL GARDENS AT CHAMPIONSGATE			1	100%	1
Sunnybrook Rehabilitation Center			1	100%	1
FLORIDA DIGESTIVE AND LIVER SPECIALISTS			1	100%	1
Kroger 907 - The Little Clinic Holland		1			1
Birmingham Nursing and Rehabilitation East LLC		1			1
Creekside Center for Rehabilitation and Healing		1			1
MARYLAND DEPARTMENT OF HEALTH AND MENTAL HYGIENE			1	100%	1
MID-FLORIDA PATHOLOGY LLC		1			1
WATERTOWN URGENT CARE		1			1
BAPTIST HEALTH PRIMARY CARE AT CUTLER BAY			1	100%	1
DOCTORS MEMORIAL HOSP HOME HEALTH CARE		1			1
SAN JOSE CLINIC		1			1
COASTAL PEDIATRICS LLC			1	100%	1
ARIZA WELLNESS CARE LLC			1	100%	1
MEDICAL CITY LAS COLINAS			1	100%	1
NEMOURS CHILDREN'S PRIMARY CARE			1	100%	1
SECOND STREET GROUP HOME		1			1
PAUL C SCHWARTZ & MELVIN L WEIDMAN		1			1
HEALTH CARPENTER PLLC		1			1
FRESENIUS MEDICAL CARE TRADTION			1	100%	1
WEST FLORIDA MEDICAL CENTER CLINIC			1	100%	1
SUN CITY DIAGNOSTIC CENTER			1	100%	1
WELLINGTON WEST 100176			1	100%	1
Brynwood Health & Rehabilitation Center			1	100%	1
Waycross VA CBOC		1			1
Lakeview Care Center			1	100%	1
C A R E S		1			1
ACUTE AND COMMUNICABLE DISEASE PREVENTION			1	100%	1
VALUE DRUG STORES INC		1			1
FRONT PORCH PEDIATRICS PLLC			1	100%	1
INDIANA STATE DEPARTMENT OF HEALTH CLINIC MICROBIOLOGY		1			1
ATHENS MEDICAL CENTER			1	100%	1

COVID-19: testing by laboratory

Data through May 6, 2021 verified as of May 7, 2021 at 09:25 AM

Data in this report are provisional and subject to change.

The numbers in the table below represent the number of Florida and non-Florida residents for whom test results were received by the Department of Health. A person can be tested by more than one laboratory and can have both positive and negative results. **Therefore, the sum of the numbers in each column will be larger than the total number of people tested.**

Reporting lab	Inconclusive	Negative	Positive	Percent positive	Total
AHC Dyersburg		1			1
PRIME CARE FAMILY MEDICINE			1	100%	1
RIVERVIEW HOSPITAL D/B/A UNIVERSITY		1			1
COLE DIAGNOSTICS - BOISE		1			1
Kroger 699 - The Little Clinic Smyrna		1			1
HIGHLANDS CLINICAL LABORATORY			1	100%	1
DEVITA		1			1
NIHCC			1	100%	1
NORTHEAST TEXAS DIALYSIS		1			1
TMH PHYSICIAN PARTNERS			1	100%	1
Towne Manor East		1			1
SHANNON MEDICAL CENTER			1	100%	1
Ashland Place Health and Rehabilitation, LLC		1			1
REGIONAL MED CTR BAYONET POINT			1	100%	1
KENDALL PEDIATRICS PARTNERS LLC			1	100%	1
Bridgeway Care and Rehabilitation Center		1			1
HSRE-ASL CASSELBERRY TRS, LLC			1	100%	1
CYPRESS CREEK OUTPATIENT SURGICAL CTR, LLC			1	100%	1
ELLICOTT CENTER FOR REHABILITATION AND		1			1
Encompass Health Rehab Hosp Tinton Falls		1			1
SUTTER HEALTH SACRAMENTO SIERRA REGION			1	100%	1
URGENTMED			1	100%	1
Kroger - KRO03400316			1	100%	1
St. Anne Home		1			1
ST MARY'S OF SAGINAW		1			1
Northwest Metro VA OPC		1			1
M.D. ANDERSON CANCER CENTER			1	100%	1
TEXAS HEALTH ARLINGTON MEMORIAL		1			1
INLET CONCIERGE MEDICINE			1	100%	1
BAYFRONT HEAL WOUND CARE AND HYPERBARIC CENTER			1	100%	1
ALAFAYA WOODS FAMILY MEDICAL CENTER		1			1
FINLAY MEDICAL RESEARCH CORP			1	100%	1
WESTMINSTER COLLEGE		1			1
ADVENTHEALTH IMAGING WINTERGARDEN		1			1
ORMOND PEDIATRICS PA			1	100%	1
St. Catherine's manor of Findlay		1			1
MIAMI VASCULAR SURGERY			1	100%	1
SOMA MEDICAL CENTER PA #4			1	100%	1
TANGLEWOOD MANOR		1			1
OMAHA VA MEDICAL CENTER			1	100%	1
American Fork Care Center dba Heritage Care Center		1			1
PEACHEALTH LABORATORIES		1			1
KIOSK MEDICINE KENTUCKY LLC		1			1
MEDICAL EXAMINERS OFFICE, LEESBURG			1	100%	1
TEXAS HEALTH ARLINGTON MEMORIAL HOSPITAL			1	100%	1
ST FRANCIS COLLEGE WELLNESS CENTER		1			1

COVID-19: testing by laboratory

Data through May 6, 2021 verified as of May 7, 2021 at 09:25 AM

Data in this report are provisional and subject to change.

The numbers in the table below represent the number of Florida and non-Florida residents for whom test results were received by the Department of Health. A person can be tested by more than one laboratory and can have both positive and negative results. **Therefore, the sum of the numbers in each column will be larger than the total number of people tested.**

Reporting lab	Inconclusive	Negative	Positive	Percent positive	Total
PEDRO MENENDEZ HEALTH CENTER AT ST JOHNS			1	100%	1
MEDEXPRESS URGENT CARE - UNIONTOWN		1			1
Kroger 588 - The Little Clinic Thompsons Station		1			1
PALM BREEZE DIALYSIS			1	100%	1
Crowne Place Assisted Living		1			1
JUPITER MEDICAL CENTER INC			1	100%	1
EXACCARE KINGSTON, LLC			1	100%	1
ALL PRO ORTHOPEDICS & SPORTS MEDICINE, PA			1	100%	1
LIFESTREAM BEHAVIORAL CENTER INC			1	100%	1
SYNAPSE ANALYTICAL LABS		1			1
TOMAH HEALTH			1	100%	1
Ash Flat Healthcare and Rehabilitation Center			1	100%	1
NEMOURS CHILDREN'S PRIMARY CARE, ST CLOUD			1	100%	1
Community Compassion Center of Batesville			1	100%	1
PALMETTO ARTIFICIAL KIDNEY CENTER			1	100%	1
Kroger 569 - The Little Clinic Gallatin		1			1
SHAW MEDICAL GROUP LLC			1	100%	1
Kroger 350 - The Little Clinic New Cut Road		1			1
DSL TENANT II LLC			1	100%	1
Diversicare of Ripley		1			1
ROSE MEDICAL CENTER LAB			1	100%	1
APOLLOMDX LLC			1	100%	1
ENT AND ALLERGY ASSOCIATES, LLP		1			1
EMERY MEDICAL CENTER			1	100%	1
DIXIE COUNTY JAIL			1	100%	1
NULEASE MEDICAL SOLUTIONS			1	100%	1
HALEYVILLE HEALTH CARE CENTER		1			1
MYCLINIC, INC			1	100%	1
GOOD SHEPHERD HEALTH SYSTEM			1	100%	1
QUALITY LAB			1	100%	1
INTERNAL MEDICINE ASSOCIATES OF LAKE			1	100%	1
BAM INC		1			1
PERRY COUNTY NURSING HOME		1			1
Northern Nevada State Veterans Home		1			1
ADVANCED MEDICAL LABORATORIES (AML)			1	100%	1
DORA HOME CARE			1	100%	1
BENEWAH COMMUNITY HOSPITAL		1			1
LSU MEDICAL CENTER			1	100%	1
BMRHC HARRISON		1			1
NC STATE LAB OF PUBLIC HEALTH			1	100%	1
Piqua Manor		1			1
EMORY DECATUR HOSPITAL - EMORY MEDICAL		1			1
Franklin D. Roosevelt VAMC		1			1
BAPTIST HEALTH EXPRESS CARE			1	100%	1
PANCARE HEALTH - BRUCE			1	100%	1
JUP Serology SubSection			1	100%	1

COVID-19: testing by laboratory

Data through May 6, 2021 verified as of May 7, 2021 at 09:25 AM

Data in this report are provisional and subject to change.

The numbers in the table below represent the number of Florida and non-Florida residents for whom test results were received by the Department of Health. A person can be tested by more than one laboratory and can have both positive and negative results. **Therefore, the sum of the numbers in each column will be larger than the total number of people tested.**

Reporting lab	Inconclusive	Negative	Positive	Percent positive	Total
TEVAPHARM			1	100%	1
THE READING HOSPITAL AND MEDICAL CENTER			1	100%	1
RIO GRANDE REGIONAL HOSPITAL FAMILY PRACTICE CLINC			1	100%	1
BLAKE AT PENSACOLA OPERATION CO, LLC, THE			1	100%	1
Trenton Health and Rehabilitation		1			1
COMMUNITY MEDICAL CENTER-ORANGE CITY		1			1
STEPHEN G NELSON MD PA			1	100%	1
NEMOURS CHILDREN'S PRIMARY CARE			1	100%	1
FIRST CARE OF GAINESVILLE			1	100%	1
CHI ST ALEXIUS TRANSITIONAL CARE UNIT		1			1
DOCTORS HOSPITAL OF LAREDO			1	100%	1
DORAL KIDNEY CENTER			1	100%	1
HIGHLAND LABORATORY			1	100%	1
Shelbyville Manor		1			1
FLAGLER CARE CENTER			1	100%	1
Walgreens #17445		1			1
PowerBack Piscataway Center		1			1
VALLEY HOSPITAL MEDICAL CENTER		1			1
WINTER PARK MEMORIAL HOSPITAL LABORATORY		1			1
Erie VAMC		1			1
CONVENIENT MEDICAL AND HEALTH SERVICES			1	100%	1
KAISER PERMANENTE REGIONAL REFERENCE LABORATORY		1			1
GATEWAY COMMUNITY SERVICES INC			1	100%	1
WILMINGTON NURSING AND REHAB			1	100%	1
CHATSWORTH ASSISTED LIVING COMMUNITY AT PGA NATIONAL			1	100%	1
NEW SMYRNA BEACH AMBULATORY CARE CTR			1	100%	1
MANORCARE HEALTH SERVICES			1	100%	1
ATRIA TAMARAC			1	100%	1
MORNINGSIDE NURSING AND REHABILITATION		1			1
Kroger 923 - The Little Clinic Centerville		1			1
FAIRVIEW HOSPITAL			1	100%	1
STAMFORD HOSPITAL			1	100%	1
SIGNATURE CARE COLLEGE STATION			1	100%	1
ST LUKE'S BOISE REGIONAL MEDICAL CENTER		1			1
MORGAN MEDICAL CENTER		1			1
MEDLABS OF FLORIDA LLC D/B/A MEDLABS DIAGNOSTICS		1			1
MEDEXPRESS URGENT CARE-HAVERHILL		1			1
OMC PRIMARY CARE - HOSPITAL CAMPUS			1	100%	1
CHILDREN'S AT CHAMBLEE BROOKHAVEN URGE		1			1
POUDRE VALLEY HOSPITAL			1	100%	1
VERITAS GENETICS, INC.			1	100%	1
PRECISE PATHOLOGY ASSOCIATES PLLC			1	100%	1
ABSOLUTE HEALTHCARE			1	100%	1
ManorCare Yeadon		1			1
EVERLYWELL DIAGNOSTICS			1	100%	1
ADVANTA LABS, LLC		1			1

COVID-19: testing by laboratory

Data through May 6, 2021 verified as of May 7, 2021 at 09:25 AM

Data in this report are provisional and subject to change.

The numbers in the table below represent the number of Florida and non-Florida residents for whom test results were received by the Department of Health. A person can be tested by more than one laboratory and can have both positive and negative results. **Therefore, the sum of the numbers in each column will be larger than the total number of people tested.**

Reporting lab	Inconclusive	Negative	Positive	Percent positive	Total
WESTOX LABS		1			1
PATIENT FIRST - HAMILTON		1			1
Central Alabama Veterans HCS - West Campus		1			1
LEXINGTON HOSPITAL CORPORATION			1	100%	1
EVENTIDE LUTHERAN HOME		1			1
ST JOHN'S HOME CARE			1	100%	1
VICTORIA PAIN AND REHABILITATION CENTER			1	100%	1
Brakeley Park Center		1			1
FELD ENTERTAINMENT			1	100%	1
AMERICAN DRUG TESTING LAB LLC			1	100%	1
SISTERS MISSION			1	100%	1
SEPULVEDA OUTPATIENT AND NURSING HOME CARE			1	100%	1
SOUTHERN OHIO MEDICAL CENTER			1	100%	1
Redwood Springs Healthcare			1	100%	1
BRONSON METHODIST HOSPITAL			1	100%	1
WELLSTAR KENNESAW MEDICAL CENTER		1			1
DSI LABORATORIES-NAPLES-7TH			1	100%	1
TITUSVILLE TOWERS ASSISTED LIVING		1			1
BISHOP KEARNEY		1			1
Kroger 410 - The Little Clinic Trinity		1			1
UHEALTH LEJEUNE INTERNAL MEDICINE			1	100%	1
CHEROKEE PARK REHABILITATION		1			1
Eagle Point Health Care Center		1			1
BLUFFTON HEALTH CENTER			1	100%	1
ALL AMERICAN FAMILY AND GERIATRIC CARE			1	100%	1
ADVANCED URGENT CARE PLLC		1			1
WELLCARE URGENT CARE			1	100%	1
RELIANCE HOME HEALTH CARE INC		1			1
BEAUMONT HOSPITAL, GROSSE POINTE			1	100%	1
SANFORD LABORATORIES WATERTOWN			1	100%	1
INTERNAL MEDICINE OF SOUTHWEST FLORIDA			1	100%	1
WAYNE COUNTY PUBLIC HEALTH		1			1
CONNECTICUT PEDIATRICS @ CHC		1			1
SUTTER GOULD MEDICAL FOUNDATION			1	100%	1
PUBLIX PHARMACY #0332		1			1
ST JOHN'S MEDICAL CENTER, TETON VILLAGE			1	100%	1
MEADOWS PARK HEALTH AND REHABILITATION		1			1
BMC MAYPORT			1	100%	1
BIOMERIEUX			1	100%	1
VA Ann Arbor HCS - Toledo CBOC		1			1
TRUCARE LIVING CENTERS - SELMA			1	100%	1
CLINICAL RESEARCH OF WEST FLORIDA		1			1
NORWALK HOSPITAL			1	100%	1
Maple Lane Nursing Home		1			1
BAYLOR SCOTT & WHITE MEDICAL SURGICAL CLINIC			1	100%	1
MEDTOWN PHARMACY			1	100%	1

COVID-19: testing by laboratory

Data through May 6, 2021 verified as of May 7, 2021 at 09:25 AM

Data in this report are provisional and subject to change.

The numbers in the table below represent the number of Florida and non-Florida residents for whom test results were received by the Department of Health. A person can be tested by more than one laboratory and can have both positive and negative results. **Therefore, the sum of the numbers in each column will be larger than the total number of people tested.**

Reporting lab	Inconclusive	Negative	Positive	Percent positive	Total
Quince Nursing and Rehabilitation Center		1			1
Chesapeake Shores - Signature HealthCare LLC		1			1
Ideal Senior Living Center		1			1
COVENANT HOSPITAL HOBBS D/B/A COVENANT		1			1
MOBILE MEDICAL CLINIC			1	100%	1
GABRIELA GOLDSTEIN MD PA			1	100%	1
FAIRVIEW SOUTHDALE			1	100%	1
BAYLOR SCOTT & WHITE ALL SAINTS MEDICAL CENTER FT			1	100%	1
FORT MYERS DIALYSIS		1			1
CSI LABORATORIES FLORIDA			1	100%	1
San Antonio Residence and Rehabilitation Center		1			1
CHILDRENS DOCTOR OF TAMPA BAY, THE			1	100%	1
ATLANTIS VISION CENTER			1	100%	1
VIP FAMILY PRACTICE			1	100%	1
EDGAR PRICE FAMILY & CHILDREN HEALTHCARE CENTER			1	100%	1
PULSE MEDICAL DOCTOTS LLC			1	100%	1
MINUTECLINIC DIAGNOSTIC OF TN PC #6437		1			1
441 URGENT CARE CENTER - BROWNWOOD			1	100%	1
ELKHART GENERAL HOSPITAL			1	100%	1
METROWEST MEDICAL CENTER - FRAMINGHAM			1	100%	1
RIVERSIDE PEDIATRIC GROUP, INC		1			1
HALIFAX HEALTH PRIMARY CARE ORMOND			1	100%	1
MAHONEY PEDIATRICS PA			1	100%	1
MEMORIALCARE LONG BEACH MEDICAL CENTER			1	100%	1
ORDRS, INC.			1	100%	1
SAINT ALPHONSUS REGIONAL MEDICAL CENTER			1	100%	1
CONCIERGE IV NUTRITION			1	100%	1
BATESVILLE - SHERWOOD URGENT CARE			1	100%	1
BROCK HUGHES MEDICAL CENTER			1	100%	1
BROOKSHIRE, THE			1	100%	1
AMERICAN FAMILY CARE - SMYRNA			1	100%	1
Woodstock Nursing and Rehabilitation Center		1			1
TILE PHARMACY		1			1
AFC URGENT CARE SWAMPSCOTT			1	100%	1
SAINT AGNES HOSPITAL			1	100%	1
APC HEALTH LLC			1	100%	1
GENERATIONS CENTER OF SPENCER		1			1
HABANA HEALTH CARE CENTER			1	100%	1
MERITUS MEDICAL CENTER			1	100%	1
CARLTON SHORES HEALTH AND REHABILITATION CENTER			1	100%	1
INTERNAL MEDICINE EMILIA MURRAY MD PA		1			1
Brookdale Richmond Place		1			1
SC-GA2018 THE RIDGE REHABILITATION & H		1			1
VANAJA SUREDDI MD PA			1	100%	1
MEDEXPRESS URGENT CARE - HAMILTON SQUA		1			1
EUROFINS PHOENIX			1	100%	1

COVID-19: testing by laboratory

Data through May 6, 2021 verified as of May 7, 2021 at 09:25 AM

Data in this report are provisional and subject to change.

The numbers in the table below represent the number of Florida and non-Florida residents for whom test results were received by the Department of Health. A person can be tested by more than one laboratory and can have both positive and negative results. **Therefore, the sum of the numbers in each column will be larger than the total number of people tested.**

Reporting lab	Inconclusive	Negative	Positive	Percent positive	Total
VELOCITY URGENT CARE - LITTLE CREEK			1	100%	1
CVS AZ4795POCT MESA		1			1
PINEBROOK CARE AND REHABILITATION CENTER			1	100%	1
Avista Nursing and Rehab			1	100%	1
MED-LAKE LABORATORY			1	100%	1
XSTREMEMD			1	100%	1
ADVANCED RESEARCH INSTITUTE			1	100%	1
BRIDGEWATER AT WATERMAN VILLAGE			1	100%	1
DOCS OUTSIDE THE BOX INC			1	100%	1
CURELOGICS WOUND CARE & HYPERBARIC CENTER		1			1
SUMMIT URGENT CARE - FAYETTEVILLE		1			1
CLEVELAND CLINIC FLORIDA LAB			1	100%	1
PEDIATRIC SPECIALTY CLINIC COLLIER			1	100%	1
ST.ELIZABETH HEALTH CENTER	1				1
NEW ERA HEALTH CENTER INC		1			1
ANMED HEALTH MEDICAL CENTER			1	100%	1
Schoenbrunn Healthcare		1			1
ST LUKES SURGICAL AT THE VILLAGES INC			1	100%	1
ARNOLD PALMER HOSPITAL LAB POCT		1			1
Kroger 532 - The Little Clinic Murfreesboro		1			1
MISSOURI DEPARTMENT OF HEALTH AND SENIOR SERVICES - STATE PH LAB		1			1
LEE MEMORIAL HOSPITAL OUTPATIENT SURGERY CENTER			1	100%	1
MOUNT SINAI MEDICAL CENTER AVENTURA ER			1	100%	1
CELEBRATION HOSPITAL			1	100%	1
SOUTHEASTERN INTEGRATED MEDICAL PL			1	100%	1
CARESPOT - LEE VISTA			1	100%	1
PHOENIX MEDICAL CLINIC			1	100%	1
WELLMED AT LINEBAUGH AVE			1	100%	1
NOVANT HEALTH PRINCE WILLIAM WELLNESS CENTER			1	100%	1
AESTHETIC PHYSICIANS PC			1	100%	1
Remarkable Healthcare Dallas			1	100%	1
MED BAR LLC		1			1
MEDICAL LIFE-INC GUIDEWELL EMERGENCY MEDICINE			1	100%	1
HEBER VALLEY HOSPITAL			1	100%	1
Troy Center for Rehabilitation & Nursing		1			1
MOREHOUSE COLLEGE STUDENT HEALTH CENTE		1			1
LANGLEY DIALYSIS			1	100%	1
Kroger - KRO70300083			1	100%	1
PM PEDIATRICS OF BAYSIDE PLLC - STATEN		1			1
RESIDENCES AT MIAMI / REIGN GARDENS LLC, THE			1	100%	1
BAPTIST HOSPITAL EAST			1	100%	1
GATEWAY LABORATORIES		1			1
AVERA ST. MARY'S HOSPITAL			1	100%	1
SHANDSCAIR FLIGHT PROGRAM			1	100%	1
CROWNPOINT HEALTHCARE FACILITY		1			1
AURORA MEDICAL CENTER-KENOSHA			1	100%	1

COVID-19: testing by laboratory

Data through May 6, 2021 verified as of May 7, 2021 at 09:25 AM

Data in this report are provisional and subject to change.

The numbers in the table below represent the number of Florida and non-Florida residents for whom test results were received by the Department of Health. A person can be tested by more than one laboratory and can have both positive and negative results. **Therefore, the sum of the numbers in each column will be larger than the total number of people tested.**

Reporting lab	Inconclusive	Negative	Positive	Percent positive	Total
IMMERSION RECOVERY CENTER LLC			1	100%	1
CHP COVID-19 (TX)			1	100%	1
LOGAN COUNTY HOSPITAL			1	100%	1
CHILDREN'S AT SATELLITE BOULEVARD URGE		1			1
Kroger 63 - The Little Clinic Glassford Hill Rd		1			1
WALKERS DRUG STORE			1	100%	1
NULL			1	100%	1
TITUSVILLE CENTER FOR SURGICAL EXCELLENCE LLC		1			1
FAMILY PHYSICIANS OF WINTER PARK, INC			1	100%	1
ALLIED PEDIATRICS & FAMILY MEDICINE			1	100%	1
GENESIS HEALTH SYSTEM			1	100%	1
CLUB HEALTH AND REHABILITATION CENTER, THE		1			1
Rosa Coplon Jewish Home and Infirmary		1			1
ANDERSON MEDICAL		1			1
MEDICAL CITY DENTON			1	100%	1
FIVE STAR PREMIER RESIDENCES OF POMPANO BEACH			1	100%	1
Kroger 016 - The Little Clinic Centennial		1			1
WORKFORCE HEALTH DEPARTMENT			1	100%	1
ELLIS HOSPITAL URGENT CARE CENTER LAB		1			1
AMERICA'S ER SITE 002 LLC			1	100%	1
Kroger 805 - The Little Clinic Lewis Center		1			1
HARDVARD VANGUARD MEDICAL ASSOCIATES - NEEDHAM			1	100%	1
MOBILE INFIRMARY MEDICAL CENTER			1	100%	1
FAIRFIELD MEDICAL CENTER			1	100%	1
FAMILY PRACTICE OF CENTRAL FLORIDA PA			1	100%	1
Crisp Regional Nursing and Rehab Center		1			1
EVANS FAMILY CARE PA			1	100%	1
COVID CLINIC, INC			1	100%	1
LEGACY SPECIALTY PHARMACY CORP			1	100%	1
LCMC LAB SUBSECTION		1			1
CARESPOT EXPRESS HEALTHCARE BOYNTON BEACH			1	100%	1
PINNACLE PAIN CENTER PS DBA LYNX HEALTHCARE		1			1
FAMILY MEDICAL CENTRE			1	100%	1
NORWOOD HEALTH CENTER		1			1
VALLEY VISTA CARE CENTER		1			1
Marysville Care Center		1			1
LIFE CARE CENTER OF HILTON HEAD		1			1
Miller Health Care Center			1	100%	1
St. Anthonys Nursing and Rehab			1	100%	1
SJMC PHYSICIAN SERVICES			1	100%	1
KIOSK MEDICINE OF KENTUCKY LLC		1			1
MANOR CARE OF DELRAY BEACH FL LLC		1			1
DUKE UNIVERSITY MEDICAL CENTER			1	100%	1
EASTSIDE MEDICAL CLINIC		1			1
MEMORIAL HOSPITAL LOS BANOS			1	100%	1
STOPWATCH URGENT CARE			1	100%	1

COVID-19: testing by laboratory

Data through May 6, 2021 verified as of May 7, 2021 at 09:25 AM

Data in this report are provisional and subject to change.

The numbers in the table below represent the number of Florida and non-Florida residents for whom test results were received by the Department of Health. A person can be tested by more than one laboratory and can have both positive and negative results. **Therefore, the sum of the numbers in each column will be larger than the total number of people tested.**

Reporting lab	Inconclusive	Negative	Positive	Percent positive	Total
TAMPA HEALTH CARE PROVIDERS PA		1			1
URGENT DOC -NACOGODOCHES CLINIC			1	100%	1
MBMG OF WINTER HAVEN			1	100%	1
PATHOLOGY ASSOCIATES			1	100%	1
WALMART PHARMACY 10-4554		1			1
AURORA HEALTH CARE METRO INC			1	100%	1
WESTEX URGENT CARE, PLLC			1	100%	1
HILTON HEAD HOSPITAL/INPATIENT			1	100%	1
NATION'S BEST CARE HOME HEALTH			1	100%	1
BGB SUMMIT MEDICAL GROUP		1			1
Heartland of Pittsburgh PA, LLC		1			1
HUNTERS CREEK MEDICAL ASSOCIATES PA		1			1
Kroger 523 - The Little Clinic Dickson			1	100%	1
ISSAM ALBANNA MD PA			1	100%	1
MISSOURI DEPT. OF HEALTH			1	100%	1
KANA MEDICAL			1	100%	1
JACKSON GENERAL HOSPITAL			1	100%	1
DOYLESTOWN HOSPITAL			1	100%	1
SANCHEZ CAZAU MEDICAL GROUP			1	100%	1
GENEVA FAMILY HEALTH			1	100%	1
BOND COUNTY HEALTH DEPARTMENT			1	100%	1
DIMMIT REGIONAL HOSPITAL			1	100%	1
UT HEALTH RIO GRANDE VALLEY SPECIALTY PEDIATRICS			1	100%	1
Avantara Lake Norden		1			1
Melbourne Terrace Rehabilitation Center			1	100%	1
TMH URGENT CARE CENTER			1	100%	1
BEACH CARE PLLC			1	100%	1
TAMPA FAMILY HEALTH CENTERS			1	100%	1
EAST LANSING OPCO		1			1
Lutheran Community at Telford		1			1
UPMC NORTHWEST HOSPITAL			1	100%	1
GEORGETOWN URGENT CARE			1	100%	1
CLEVELAND CLINIC OUTPATIENT LABORATORY			1	100%	1
UT HEALTH RIO GRANDE VALLEY PRIMARY CARE AT			1	100%	1
ADVOCATE GOOD SAMARITAN			1	100%	1
THE INTERNAL MEDICAL GROUP		1			1
ECHCS - Jewell Clinic		1			1
Strasburg Care Center		1			1
ADVENTHEALTH MEDICAL GROUP COLORECTAL SURGERY AT		1			1
DOCTORS MEDICAL CENTER			1	100%	1
REDMOND REGIONAL MEDICAL CENTER			1	100%	1
FLORIDA HEART AND VASCULAR MULTISPECIALTY GROUP PA			1	100%	1
HARDIN MEMORIAL HOSPITAL - HEARTLAND PATHOLOGY CONSULTANTS			1	100%	1
SUNSHINE URGENT CARE			1	100%	1
Kroger - KRO70600172		1			1
CONSULATE HEALTH CARE OF VERO BEACH			1	100%	1

COVID-19: testing by laboratory

Data through May 6, 2021 verified as of May 7, 2021 at 09:25 AM

Data in this report are provisional and subject to change.

The numbers in the table below represent the number of Florida and non-Florida residents for whom test results were received by the Department of Health. A person can be tested by more than one laboratory and can have both positive and negative results. **Therefore, the sum of the numbers in each column will be larger than the total number of people tested.**

Reporting lab	Inconclusive	Negative	Positive	Percent positive	Total
SUSAN F. WILLIAMS M.D., P.A.			1	100%	1
WATERVIEW HILLS REHABILITATION AND NUR		1			1
Kroger 086 - The Little Clinic Broomfield-Sheridan		1			1
SACRED HEART HOSPITAL NURSING			1	100%	1
QLABS			1	100%	1
PROGRESSIVE MEDICAL RESEARCH			1	100%	1
MEDICAL CENTER FRANKLIN			1	100%	1
SUNRISE/QUAY COUNTY HEALTH CLINIC		1			1
HERITAGE HEALTHCARE CENTER AT TALLAHASSEE			1	100%	1
UNIVERSITY OF TOLEDO MEDICAL CENTER			1	100%	1
LACKAWANNA HEALTH AND REHAB CENTER		1			1
HEALTH & WELLNESS PROFESSIONALS INC			1	100%	1
WELLSTREET CLAIRMONT		1			1
Pinnacle Health and Rehab at South Portland		1			1
FRITZINGERTOWN SENIOR LIVING		1			1
UHS BINGHAMTON GENERAL			1	100%	1
SANFORD LABORATORY BISMARCK			1	100%	1
VETERANS AFFAIRS MEDICAL CENTER - EAST ORANGE			1	100%	1
CVS TN6394POCT BRENTWOOD		1			1
Seacrest Village		1			1
NAVICENT HEALTH OCONEE, LLC		1			1
Jenkins Living Center		1			1
SAINT JOSEPHS HOSPITAL OF ATLANTA			1	100%	1
RM LAB LLC DBA EXPRESS LAB		1			1
MISSION REGIONAL MEDICAL CENTER			1	100%	1
STAT EMERGENCY CENTER			1	100%	1
OUCH URGENT CARE			1	100%	1
FAU MEMORY & WELLNESS CENTER			1	100%	1
SONORAN DESERT PATHOLOGY			1	100%	1
Advanced Rehabilitation of Vernon		1			1
OXLEY PARK HEALTH & REHAB		1			1
COLOMBO'S PHARMACY		1			1
HARRIS URGENT CARE CENTER			1	100%	1
GENESIS MICROBIOLOGY LAB		1			1
WALGREENS #4086		1			1
CLERMONT PEDIATRICS, PA			1	100%	1
Seal Rock Healthcare		1			1
BIODORON LABORATORIES			1	100%	1
INFINITY HOME CARE OF PORT CHARLOTTE, LLC			1	100%	1
ADVENTHEALTH MEDICAL GROUP UROLOGY AT EAST ORLANDO		1			1
JPS HEALTH CENTER AT TRUE WORTH PLACE			1	100%	1
ENCOMPASS HEALTH REHABILITATION HOSPITAL OF		1			1
MINNESOTA HERITAGE HOUSE		1			1
IMMY LABS			1	100%	1
ST. JOHN HOSPITAL & MEDICAL CENTER			1	100%	1
CATHEDRAL GERONTOLOGY CENTER DBA CATHEDRAL CARES			1	100%	1

COVID-19: testing by laboratory

Data through May 6, 2021 verified as of May 7, 2021 at 09:25 AM

Data in this report are provisional and subject to change.

The numbers in the table below represent the number of Florida and non-Florida residents for whom test results were received by the Department of Health. A person can be tested by more than one laboratory and can have both positive and negative results. **Therefore, the sum of the numbers in each column will be larger than the total number of people tested.**

Reporting lab	Inconclusive	Negative	Positive	Percent positive	Total
WESTCHESTER MEDICAL CENTER ADVANCED		1			1
HALE KUPUNA HERITAGE HOME		1			1
BROOKDALE FORT WALTON BEACH			1	100%	1
HEALTH SERVICES-COLUMBIA COLLEGE		1			1
KISSIMMEE HOME TRAINING		1			1
SIGNATURE HEALTHCARE OF BUCKHEAD		1			1
CHC			1	100%	1
WHEATON FRANCISCAN LABORATORY			1	100%	1
ABBOTT LABORATORIES - OCCUPATIONAL HEALTH SERVICES			1	100%	1
Kroger 698 - The Little Clinic 14th Street/Bell		1			1
MAYO MEDICAL LABORATORIES			1	100%	1
SEATTLE-KING COUNTY			1	100%	1
ROCKLEDGE HEALTH & REHABILITATION CENTER			1	100%	1
Kroger 395 - The Little Clinic Blanchester		1			1
ADVENTHEALTH MEDICAL GROUP FAMILY			1	100%	1
PINELLAS POINT NURSING AND REHAB CENTER			1	100%	1
Manor Care of Dallastown d/b/a ManorCare Health Services - Dallastown		1			1
SAINT JOSEPH'S HOSPITAL AND MEDICAL CENTER		1			1
GENESIS HOME HEALTH CARE SERVICES OF CONVENIENT MD			1	100%	1
CVS IL2297651CV JOLIET		1			1
EXPRESS LAB LIVINGSTON			1	100%	1
Bayou Vista Community Care Center			1	100%	1
PEDIATRIC ASSOCIATES OF JULINGTON CREEK			1	100%	1
WVU MEDICINE - WESTON			1	100%	1
WESTON COUNTY HEALTH SERVICES			1	100%	1
SPHERE DX			1	100%	1
PATIENT FIRST - GARRISONVILLE			1	100%	1
WASHINGTON SOLDIERS HOME AND COLONY		1			1
CHATEAU MADELEINE - SENIOR LIVING & MEMORY CARE			1	100%	1
Hillside Rehab and Care Center			1	100%	1
Accordius Health at Harrisonburg		1			1
AMD			1	100%	1
CVS CA5958POCT EASTVALE		1			1
PSL JAX BEACH OPERATIONS LLC			1	100%	1
Kroger - KRO03500568			1	100%	1
GENESEE COUNTY HEALTH DEPARTMENT		1			1
BRISTOL CHILDRENS CLINIC			1	100%	1
RIVERTON CBOC			1	100%	1
PARK AVENUE MEDICAL PROFESSIONALS PC		1			1
ST. ELIZABETH HEALTHCARE - FLORENCE HOSPITAL			1	100%	1
MERCY HOME		1			1
OASIS FAMILY RESORT IN THE SPRINGS LLC		1			1
VCU HEALTH SYSTEM AUTHORITY - MCV HOSPITALS			1	100%	1
BIOMAT ORLANDO		1			1
WALGREENS #05432		1			1

COVID-19: testing by laboratory

Data through May 6, 2021 verified as of May 7, 2021 at 09:25 AM

Data in this report are provisional and subject to change.

The numbers in the table below represent the number of Florida and non-Florida residents for whom test results were received by the Department of Health. A person can be tested by more than one laboratory and can have both positive and negative results. **Therefore, the sum of the numbers in each column will be larger than the total number of people tested.**

Reporting lab	Inconclusive	Negative	Positive	Percent positive	Total
GINKGO BIOWORKS INC (CONCENTRIC)		1			1
MISSION HOSPITAL - MEMORIAL CAMPUS			1	100%	1
MD NOW URGENT CARE			1	100%	1
PEDIATRIC ASSOCIATES - JACKSONVILLE			1	100%	1
CONCORDIA MANOR			1	100%	1
DE TAR HOSPITAL			1	100%	1
GULF COUNTY HEALTH DEPARTMENT			1	100%	1
Villages of St.Peters		1			1
Victoria Manor		1			1
Baypoint Healthcare Center			1	100%	1
DAVIS, CASEY		1			1
BRANKO D PEJIC MD FAMILY PRACTICE			1	100%	1
PEDIATRIC PARTNERS OF ZEPHYRHILLS PA			1	100%	1
Caldwell Care		1			1
TRITENN LLC		1			1
D'YOUVILLE SCHOOL OF PHARMACY		1			1
PALM COAST DRAW STATION/AMERICAN HEALTH ASSOCIATES		1			1
INNOVATIVE HEALTH DIAGNOSTIC OF CALIFORNIA			1	100%	1
ALLIANCE LABORATORY SERVICES			1	100%	1
INTERIM HEALTHCARE			1	100%	1
REGIONAL MEDICAL CENTER			1	100%	1
SAN ANTONIO DERMATOLOGY AND MEDICAL SPA			1	100%	1
MYLAN-SOUTH POINT PA		1			1
REELFOOT FAMILY WALK-IN CLINIC		1			1
LITTLE COMPANY OF MARY HOSPITAL			1	100%	1
Schenectady Center for Rehabilitation & Nursing		1			1
HEALTHPARTNERS HUDSON CLINIC			1	100%	1
EAST END PEDIATRICS		1			1
Long Beach Care Center			1	100%	1
GEAUGA REGIONAL HOSPITAL		1			1
CENTRAL ALABAMA HEALTH CARE SYSTEM			1	100%	1
UNIVERSITY OF NORTH CAROLINA HOSPITALS			1	100%	1
MARYWOOD HEIGHTS		1			1
FAMILY MEDICAL CARE OF MOUNT DORA INC			1	100%	1
UCSD MICROBIOLOGY LABORATORY			1	100%	1
CAPSTONE REHABILITATION AND HEALTHCARE		1			1
White River Health Care Center		1			1
LAB. CORP. OF AMERICA			1	100%	1
AMERICAN MEDICAL RESPONSE - FARMER BRA		1			1
ALPHA CLINICAL LABORATORY CORP.			1	100%	1
CAN COMMUNITY HEALTH NORTH MIAMI, FL		1			1
WATERS EDGE ELEMENTARY SCHOOL			1	100%	1
HOLYOKE MEDICAL CENTER			1	100%	1
Diversicare of Eupora		1			1
EAST TENNESSEE STATE UNIVERSITY		1			1
IDAHO HEALTH DEPARTMENT			1	100%	1

COVID-19: testing by laboratory

Data through May 6, 2021 verified as of May 7, 2021 at 09:25 AM

Data in this report are provisional and subject to change.

The numbers in the table below represent the number of Florida and non-Florida residents for whom test results were received by the Department of Health. A person can be tested by more than one laboratory and can have both positive and negative results. **Therefore, the sum of the numbers in each column will be larger than the total number of people tested.**

Reporting lab	Inconclusive	Negative	Positive	Percent positive	Total
HANCOCK REGIONAL HOSPITAL		1			1
TRANSCEND PERFORMANCE AND LIFESTYLE INSTITUTE			1	100%	1
METHODIST HOSPITAL SOUTHLAKE			1	100%	1
SARASOTA MEMORIAL HOSPITAL		1			1
Oakview Manor Health and Rehab		1			1
Senatobia Healthcare & Rehab		1			1
SUMMER PLACE NURSING & REHABILITATION		1			1
Grand Junction VAMC		1			1
CLINICAL LABORATORY DEPARTMENT			1	100%	1
WRIGHT PATTERSON AFB MEDICAL CENTER			1	100%	1
ARTIS SENIOR LIVING OF DAVIE, LLC		1			1
VOLUSIA MEDICAL CENTER			1	100%	1
Central Alabama Veterans HCS - East Campus		1			1
SIGNATURE CARE MEMORIAL CITY			1	100%	1
ANDREWS			1	100%	1
Kroger 539 - The Little Clinic Memorial Blvd.		1			1
CLINTON DRUG STORE		1			1
DISCOVERY AT HOME, LLC			1	100%	1
MIAMI-DADE COUNTY HEALTH DEPT.		1			1
STEELFUSION CLINICAL TOXICOLOGY LABS			1	100%	1
RIVERSIDE REGIONAL MED CENTER			1	100%	1
MRMC LAB MICRO			1	100%	1
MEDISURE DBA MY WELLNESS EXPRESS			1	100%	1
ST MICHAEL'S ELITE MEDICAL HOSPITAL			1	100%	1
Indianspring of Oakley		1			1
MEDEXPRESS URGENT CARE - LEOMINSTER		1			1
HOME AIDE SVC OF EASTERN NY INC D/B/A		1			1
WALGREENS #04786		1			1
ANDERSON NURSING CENTER			1	100%	1
Kroger 353 - The Little Clinic Harpers Point		1			1
PORT ORANGE DIALYSIS			1	100%	1
Cerenity Senior Care-White Bear Lake		1			1
Cornerstone at the Ranch		1			1
NORTH FLORIDA REGIONAL MEDICAL CENTER EMERGENCY			1	100%	1
FREDERICK AVENUE GROUP HOME		1			1
Traymore Nursing Center		1			1
BAPTIST MINOR MEDICAL CENTER			1	100%	1
West Bay of Tampa Center			1	100%	1
WINDSOR MANOR			1	100%	1
KEY WEST BRANCH MEDICAL CLINIC			1	100%	1
Arbors at Gallipolis		1			1
PROGENESIS INC			1	100%	1
SUPREME MEDICAL GROUP PLLC			1	100%	1
Ravenwood Speciality Care		1			1
HEALTH GUAGE			1	100%	1
FLORIDA HOSPITAL TRANSPLANT CENTER		1			1

COVID-19: testing by laboratory

Data through May 6, 2021 verified as of May 7, 2021 at 09:25 AM

Data in this report are provisional and subject to change.

The numbers in the table below represent the number of Florida and non-Florida residents for whom test results were received by the Department of Health. A person can be tested by more than one laboratory and can have both positive and negative results. **Therefore, the sum of the numbers in each column will be larger than the total number of people tested.**

Reporting lab	Inconclusive	Negative	Positive	Percent positive	Total
LABORATORY COPORATION OF AMERICA			1	100%	1
BARTLE'S PHARMACY INC			1	100%	1
BROOKDALE WEST PALM BEACH			1	100%	1
BAPTIST HOSPITAL FAMILY MEDICINE & Garden View Care Center at Dougherty Ferry		1	1	100%	1
SUMMERFIELD PAIN MANAGEMENT			1	100%	1
ACCESS MEDICAL GROUP OF TAMPA INC			1	100%	1
LIBERTY COMMONS NURSING AND REHABILITA		1			1
AMBRY GENETICS CORP	1				1
CEPERO PEDIATRICS PA			1	100%	1
MEDEXPRESS URGENT CARE - JACKSON		1			1
THE HOSPITALS OF PROVIDENCE EMERGENCY ROOM			1	100%	1
MEDEXPRESS URGENT CARE - PINE BLUFF S		1			1
TOTAL FAMILY CARE		1			1
SOUTHEASTERN PATHOLOGY ASSOCIATES			1	100%	1
CULVER CITY URGENT CARE			1	100%	1
RADIANCE HEALTH RX		1			1
KENNEDY BOULEVARD DIALYSIS			1	100%	1
WMC HEALTH GROUP OF KISSIMMEE LLC			1	100%	1
PRACTITIONERS IN MOTION			1	100%	1
LABONE		1			1
HOLMES FAMILY PRACTICE PA			1	100%	1
SPECTRUM LUDINGTON			1	100%	1
MOUNT SINAI HOSPITAL OF QUEENS			1	100%	1
SOUTH COUNTY MEDICAL CENTER Chateau Girardeau			1	100%	1
UF HEALTH EMERGENCY CENTER LABORATORY		1			1
CLINICAL CARE, INC			1	100%	1
INTERIM HEALTHCARE OF PALM COAST			1	100%	1
PHOEBE PRIMARY CARE CAMILLA			1	100%	1
BRITTNEY WHELIHAN IRWIN ARNP LLC			1	100%	1
NEXTCARE SUN CITY			1	100%	1
UNIVERSITY PLACE NURSING CENTER		1			1
FIRST CARE WALK IN CLINIC LLC			1	100%	1
CONNECTICUT CVS PHARMACY, LLC		1			1
TREASURE COAST MEDICAL CONCIERGE LLC			1	100%	1
Urgent Care 24/7 Orlando LLC			1	100%	1
PALMS WEST SURGICENTER		1			1
SPRINGFIELD HOSPITAL			1	100%	1
Hinesville VA Clinic		1			1
MARTIN MEM FAMILY CARE AT ST LUCIE W			1	100%	1
FOUNDATION LABORATORY			1	100%	1
INTEGRIS SEMINOLE EMERGENCY DEPT			1	100%	1
ST. MICHAEL'S ELITE HOSPITAL			1	100%	1
PALM BEACH COUNTY SHERIFF OFFICE			1	100%	1
PRIMARY CARE GROUP LLC		1			1

COVID-19: testing by laboratory

Data through May 6, 2021 verified as of May 7, 2021 at 09:25 AM

Data in this report are provisional and subject to change.

The numbers in the table below represent the number of Florida and non-Florida residents for whom test results were received by the Department of Health. A person can be tested by more than one laboratory and can have both positive and negative results. **Therefore, the sum of the numbers in each column will be larger than the total number of people tested.**

Reporting lab	Inconclusive	Negative	Positive	Percent positive	Total
NORTHEAST GEORGIA HEALTH SYSTEM			1	100%	1
COASTAL MANOR		1			1
KELLY			1	100%	1
MIAMI CHILDRENS HOSPITAL MIDTOWN OUTPATIENT CENTER			1	100%	1
Villa Maria			1	100%	1
COSTCO PHARMACY #1023			1	100%	1
WASHINGTON CENTER FOR REHABILITATION A		1			1
NEXTCARE NIFONG			1	100%	1
Kempsville Health and Rehab Center		1			1
PATHOLOGY		1			1
WALGREENS #05150		1			1
VIP STARNETWORK		1			1
Shoreline Care Center			1	100%	1
BARDMOOR EMERGENCY CARE CENTER			1	100%	1
NCH HEALTHCARE CREEKSIDE ENDOSCOPY			1	100%	1
TILLAMOOK COUNTY GENERAL HOSPITAL LAB		1			1
CVS TX7824POCT GARLAND		1			1
VA Central Western Massachusetts HCS		1			1
STONECREST MEDICAL CENTER		1			1
Good Samaritan Society-Atkinson		1			1
YOUR KIDS URGENT CARE			1	100%	1
SUREPOINT URGENT CARE PADRE ISLAND			1	100%	1
MID FLORIDA BIOLOGICALS			1	100%	1
CENTER AT WATERFRONT		1			1
ESOTERIC LAB			1	100%	1
FLORIDA HOSPITAL ORMOND BEACH			1	100%	1
EVERGREEN NURSING HOME		1			1
MEDEXPRESS URGENT CARE - LAWTON		1			1
YOUR HEALTH PEDIATRICS INC			1	100%	1
ONPOINT URGENT CARE			1	100%	1
MEDEXPRESS URGENT CARE - WILLINGBORO		1			1
URGENT CARE 24/7 TAMPA			1	100%	1
PASCO COUNTY HEALTH DEPARTMENT			1	100%	1
Hempfield Manor		1			1
Garden Villa Bedford		1			1
CORVALLIS CLINIC PC LAB		1			1
EASTSIDE URGENT CARE			1	100%	1
FLORIDA MEDICAL CLINIC, PA		1			1
DECATUR MORGAN HOSPITAL - DECATUR GENE		1			1
JOHNSON MEDICAL SERVICES			1	100%	1
MEMORIAL URGENT CARE CENTER -			1	100%	1
Walgreens #9121		1			1
Walgreens #5421		1			1
NANCY M WORTHINGTON MD PA			1	100%	1
LAKE CHELAN COMMUNITY HOSPITAL		1			1
PRESTIGE ER			1	100%	1

COVID-19: testing by laboratory

Data through May 6, 2021 verified as of May 7, 2021 at 09:25 AM

Data in this report are provisional and subject to change.

The numbers in the table below represent the number of Florida and non-Florida residents for whom test results were received by the Department of Health. A person can be tested by more than one laboratory and can have both positive and negative results. **Therefore, the sum of the numbers in each column will be larger than the total number of people tested.**

Reporting lab	Inconclusive	Negative	Positive	Percent positive	Total
WINCHESTER HOSPITAL			1	100%	1
APS-SUMMIT CARE PHARMACY, LLC DBA OMNICARE		1			1
IC LABS			1	100%	1
SACRED HEART HEALTH SYSTEM- MIDWIFE PROGRAM			1	100%	1
CLIFTON-FINE HOSPITAL LABORATORY		1			1
Avon Health Center		1			1
Bolingreen Health and Rehabilitation		1			1
BOCA RATON PHYSICIANS PA			1	100%	1
HEARTLAND PHARMACY SEBRING			1	100%	1
Community Resource and Referral Center		1			1
WALGREENS #11572		1			1
MORELL			1	100%	1
Wildwood Healthcare		1			1
SOUTHWEST FLORIDA DIVISION LAB			1	100%	1
MARIANNA DIALYSIS CENTER			1	100%	1
STANLY REGIONAL MEDICAL CENTER			1	100%	1
ULTIMATE DX CORP			1	100%	1
NORDX			1	100%	1
UABC			1	100%	1
UNITED PHYSICIAN GROUP FAMILY MEDICINE OF HAMPTON		1			1
CVS PA2867POCT FOLSOM		1			1
Masonic Medical Research Institute			1	100%	1
MED TECH CLINICAL LABORATORY		1			1
HOMESTEAD MEDICAL CLINIC PA			1	100%	1
NHSN_AIMS		1			1
CENTRAL TX URGENT CARE			1	100%	1
ALVERNIA UNIVERSITY HEALTH AND WELLNESS CENTER		1			1
ASHLEY PEDICATRICS DAY AND NIGHT CLINIC			1	100%	1
CFHC - FROSTPROOF			1	100%	1
PIEDMONT NEWTON HOSPITAL		1			1
FLORIDA STATE UNIVERSITY HEALTH SERVICES			1	100%	1
Riverside Nursing & Rehabilitation Center		1			1
CRESTVIEW MED CLIN LAB			1	100%	1
WELLSTREET - PONCE DE LEON		1			1
PROVIDENCE HOSPITAL			1	100%	1
EMERALD HEALTH CARE		1			1
NEMOURS CHILDRENS URGENT CARE			1	100%	1
Kroger 465 - The Little Clinic Oakley		1			1
PENROSE HOSPITAL			1	100%	1
SUNY AT STONY BROOK			1	100%	1
MID-SOUTH URGENT CARE, PLLC			1	100%	1
WESTMORELAND REGIONAL HOSPITAL			1	100%	1
J F K PEDIATRICS			1	100%	1
COMMUNITY HOSPITALS INDIANAPOLIS			1	100%	1
MED LAB SERVICES, LLC			1	100%	1
ADVANCE GASTROENTEROLOGY			1	100%	1

COVID-19: testing by laboratory

Data through May 6, 2021 verified as of May 7, 2021 at 09:25 AM

Data in this report are provisional and subject to change.

The numbers in the table below represent the number of Florida and non-Florida residents for whom test results were received by the Department of Health. A person can be tested by more than one laboratory and can have both positive and negative results. **Therefore, the sum of the numbers in each column will be larger than the total number of people tested.**

Reporting lab	Inconclusive	Negative	Positive	Percent positive	Total
BIOLOGICAL AND CHEMICAL EMERGENCIES LABORATORY			1	100%	1
MCR HEALTH VENICE PEDIATRICS			1	100%	1
CHILDRENS HEALTHCARE CTE OF NORTHERN		1			1
JOHN HOPKINS WELLNESS CENTER PEPSICO			1	100%	1
REGENTS PARK OF JACKSONVILLE			1	100%	1
CARESPOT - WELLINGTON			1	100%	1
MEDEXPRESS WELL - OLDSMAR			1	100%	1
INTERNAL MEDICINE GROUP OF WINTER HAVEN PA		1			1
PEDIATRIC ASSOCIATES - MIAMI LAKES		1			1
Kroger 527 - The Little Clinic Hwy 70 S.		1			1
Accordius Health at Gastonia			1	100%	1
BLUE RIDGE URGENT CARE MORGANTON			1	100%	1
EUGENE T FINAN, MD			1	100%	1
RED HOOK FAMILY PRACTICE		1			1
PARKWAY REGIONAL MEDICAL CENTER LAB			1	100%	1
Eden Meadows		1			1
HEALTH PARTNERS LLC		1			1
THOMAS HOSPITAL			1	100%	1
WEST FLORIDA HOSPITAL LABORATORY			1	100%	1
TRUMAN MEDICAL CENTER - HOSPITAL HILL			1	100%	1
CARENOW URGENT CARE-HENDERSONVILLE		1			1
MEDCOR INC			1	100%	1
ADVENTHEALTH MEDICAL GROUP INTERNAL MEDICINE AT MILLS			1	100%	1
METHODISM MIDLOTHIAN MEDICAL CENTER			1	100%	1
NHC HEALTH CARE CENTER		1			1
NEW ULM MEDICAL CENTER			1	100%	1
PREVENTIVE CARDIOLOGY AND INTERNAL MEDICINE ASSOCI			1	100%	1
CORE OCCUPATIONAL MEDICINE			1	100%	1
AFFILIATED LABORATORIES INC			1	100%	1
PENSACOLA PATHOLOGY		1			1
MEDOR/ACC SYNCHRONY			1	100%	1
Florence Home		1			1
Acts Manor House		1			1
ALTA BATES SUMMIT MEDICAL CENTER CLINICAL LAB			1	100%	1
PHOENIX PROGRAMS OF FLORIDA INC		1			1
CHILDRENS SPECIALIST PEDIATRIC PULMMOLOGY &			1	100%	1
TRIPLE O RESEARCH INSTITUTE PA			1	100%	1
WELLPATH			1	100%	1
CLARKSVILLE MANOR INC		1			1
INDIANA INTERNAL MEDICINE			1	100%	1
NORTON HOSPITAL			1	100%	1
THYROID SPECIALTY LABORATORY			1	100%	1
Stonespring Transitional Care		1			1
Medilodge of Midland		1			1
PUBLIC HEALTH LABORATORIES			1	100%	1
ST. MARY MEDICAL CENTER		1			1

COVID-19: testing by laboratory

Data through May 6, 2021 verified as of May 7, 2021 at 09:25 AM

Data in this report are provisional and subject to change.

The numbers in the table below represent the number of Florida and non-Florida residents for whom test results were received by the Department of Health. A person can be tested by more than one laboratory and can have both positive and negative results. **Therefore, the sum of the numbers in each column will be larger than the total number of people tested.**

Reporting lab	Inconclusive	Negative	Positive	Percent positive	Total
CLINICAL MICROBIOLOGY LAB FAIRVIEW UNIVERSITY HOSPITAL			1	100%	1
Oak Hill Health & Rehabilitation Center			1	100%	1
Mercy Manor Transition Center			1	100%	1
WATERSIDE HEALTH & REHAB CENTER, LLC		1			1
TALLAHASSEE DIALYSIS		1			1
Ohman Family Living at Holly Assisted Living		1			1
PALMA CEIA MED GROUP-SWANN		1			1
FAMILY MEDICAL CENTER		1			1
FRANKLIN CBOC			1	100%	1
VA Tennessee Valley HCS-Nashville Campus			1	100%	1
ACCESS TOTAL CARE - PORTLAND			1	100%	1
CHI ST VINCENT LITTLE ROCK DIAGNOSTIC CLINIC			1	100%	1
SOUTHWESTERN VERMONT MEDICAL CENTER			1	100%	1
MEMPHIS URGENT CARE #2, LLC			1	100%	1
PALM BEACH PEDIATRIC UROLOGY			1	100%	1
BROOKSVILLE REGIONAL HOSPITAL			1	100%	1
ADVENTHEALTH MEDICAL GROUP PEDIATRICS DIABETES &			1	100%	1
Falmouth By The Sea			1	100%	1
UMMC MIDTOWN CAMPUS			1	100%	1
Arlington Care Center			1	100%	1
ST FRANCIS MEDICAL CENTER			1	100%	1
VA Texas Valley Coastal Bend Harlingen HCC		1			1
FAMILY HEALTHCARE SERVICES			1	100%	1
ADVANCE CARDIOVASCULAR IMAGING, INC			1	100%	1
AVERA SACRED HEART HOSPITAL			1	100%	1
OHIO VALLEY MANOR NURSING &		1			1
EH FARGO HOSPITAL LABORATORY			1	100%	1
FAMILY MEDICAL CENTER OF HOLLYWOOD PA			1	100%	1
MULTICARE PHYSICIANS			1	100%	1
MEDEXPRESS URGENT CARE - BENTONVILLE		1			1
ABRAKIDABRA KIDS CLINIC			1	100%	1
CVS OH3481POCT MARYSVILLE		1			1
ADVENTHEALTH SENIOR CARE AT ORMOND			1	100%	1
OMNI HEALTHCARE URGENT CARE			1	100%	1
FAITH FAMILY PRACTICE			1	100%	1
Kroger 779 - The Little Clinic Georgetown		1			1
MEDHEALTH CLINICAL INC			1	100%	1
PINECREST MANOR		1			1
FAMILY MEDICINE AT KISSIMMEE		1			1
AUSTIN ER LLC			1	100%	1
DESTIN SURGERY CENTER LTD		1			1
COLLIER BLVD HMA PHYSICIANS MANAGEMENT LLC			1	100%	1
Williamstown Commons			1	100%	1
NORTH FLORIDA CHILD DEVELOPMENT, INC			1	100%	1
DIXIE REGIONAL MEDICAL CENTER			1	100%	1
Waddell Nursing & Rehab Center		1			1

COVID-19: testing by laboratory

Data through May 6, 2021 verified as of May 7, 2021 at 09:25 AM

Data in this report are provisional and subject to change.

The numbers in the table below represent the number of Florida and non-Florida residents for whom test results were received by the Department of Health. A person can be tested by more than one laboratory and can have both positive and negative results. **Therefore, the sum of the numbers in each column will be larger than the total number of people tested.**

Reporting lab	Inconclusive	Negative	Positive	Percent positive	Total
BOYKIN		1			1
PHYSICIANS PREMIER ER- CENTRAL AUSTIN			1	100%	1
PRIME HEALTHCARE SERVICES		1			1
Oregon Veterans Home The Dalles		1			1
CAREWELL 203			1	100%	1
CORNERSTONE OF RECOVERY INC		1			1
MEDEXPRESS URGENT CARE - WAYNESBURG		1			1
SPORTS MEDICINE CLINIC - U OF WYOMING			1	100%	1
KINGWOOD EMERGENCY HOSPITAL			1	100%	1
ROSLYN INTERNAL MEDICINE		1			1
AristaCare at Meadow Springs		1			1
O'CONNELL HEALTH CENTER AT ST JOHNS			1	100%	1
NICKLAUS CHILDREN'S DORAL OUTPATIENT CENTER			1	100%	1
HALIFAX FAMILY HEALTH CENTER			1	100%	1
ARIZONA STATE LABORATORY			1	100%	1
View Ridge Care Center		1			1
ADVENT HEALTH MEDICAL GROUP MULTISPECIALTY			1	100%	1
Chateau Dville Rehab & Retirement		1			1
Aspire Physical Recovery Center at Cahaba River		1			1
Signature HealthCare of Bowling Green		1			1
CORONA CONCIERGE, LLC		1			1
AdventHealth Care Center Zephyrhills North			1	100%	1
CRESTHAVEN			1	100%	1
REGIONAL MEDICAL LABORATORY			1	100%	1
AFTER HOURS CLINIC			1	100%	1
LAB TEST KENDALL LLC		1			1
LEE MEMORIAL HEALTH SYSTEMS HOME HEALTH		1			1
WYTHE CNTY COMMUNITY HOSP LABORATORY			1	100%	1
BRIGHAM YOUNG UNIV STUDENT HEALTH CTR			1	100%	1
ODESSA CLINIC			1	100%	1
UF HEALTH THE VILLAGES			1	100%	1
SPELMAN COLLEGE DEPT OF HEALTH SERVICE		1			1
UNIVERSITY OF MIAMI - LENNAR CENTER			1	100%	1
ABBOTT LABORATORIES ROSS PRODUCTS			1	100%	1
CARDIAC AND VASCULAR CONSULTANTS MD PA		1			1
CORPORATION OF AMERICA		1			1
Heritage of Red Cloud		1			1
CONEY ISLAND HOSP			1	100%	1
Life Care Center of Paradise Valley		1			1
MEDICAL ASSOCIATES OF CARTER		1			1
HONEY BROOK MED INVESTORS LTD/DBA		1			1
MEDEXPRESS URGENT CARE-BRENTWOOD		1			1
MORGAN STANELY HEALTH CENTER		1			1
SOUTHERN NEVADA HEALTH DISTRICT LABORATORY SYSTEM			1	100%	1
HUNTSVILLE HOSPITAL			1	100%	1
QUICKCARE HEALTH, INC			1	100%	1

COVID-19: testing by laboratory

Data through May 6, 2021 verified as of May 7, 2021 at 09:25 AM

Data in this report are provisional and subject to change.

The numbers in the table below represent the number of Florida and non-Florida residents for whom test results were received by the Department of Health. A person can be tested by more than one laboratory and can have both positive and negative results. **Therefore, the sum of the numbers in each column will be larger than the total number of people tested.**

Reporting lab	Inconclusive	Negative	Positive	Percent positive	Total
FLOYD MEDICAL CENTER/CLINICAL LAB		1			1
Franciscan Convalescent Hospital		1			1
Brookdale Southside			1	100%	1
JEFFREY A HIRSCHFIELD, MD PA			1	100%	1
MEMORIAL SATILLA HEALTH			1	100%	1
ICARE		1			1
JOHN PETER SMITH HOSPITAL- OB TRIAGE			1	100%	1
SLIDELL MEMORIAL HOSPITAL			1	100%	1
LONESTAR 24HRER MANAGEMENT LLC DBA LONESTAR 24HRER			1	100%	1
RUBY MEMORIAL HOSP. LAB			1	100%	1
CHESAPEAKE REGIONAL MEDICAL CENTER			1	100%	1
YUMA REGIONAL MEDICAL CENTER			1	100%	1
EMERGENCE MEDICINE			1	100%	1
St Mary's d'Youville Pavilion		1			1
BLOOMINGDALE MEDICAL ASSOC			1	100%	1
SMYTH COUNTY COMMUNITY HOSPITAL LABORATORY			1	100%	1
ASHLEY PEDIATRICS DAY & NIGHT CLINIC			1	100%	1
Encompass Health Rehab Hosp Alexandria		1			1
Parkside Manor		1			1
CASA DE ORO CARE AND REHABILITATION CE		1			1
OPTUM OF HIALEAH		1			1
Altenheim Senior Living		1			1
NATIONAL GENETIC INSTITUTE			1	100%	1
FIT4LIFE MEDICAL CENTER			1	100%	1
CLERMONT HEALTH DEPARTMENT			1	100%	1
MEDEXPRESS URGENT CARE - MT EPHRAIM		1			1
HARBOR HOSPITAL			1	100%	1
CENTRAL TX MEDICAL CENTER - LAB			1	100%	1
MACKINAC STRAITS LONG TERM CARE UNIT		1			1
MEDICAL CENTER AFFILIATES PALM SPRINGS			1	100%	1
BROOKDALE FORT MYERS LAKES PARK			1	100%	1
ALTAMONTE SPRINGS WALK IN MED CENTER			1	100%	1
CFCH - FROSTPROOF			1	100%	1
ADVENTHEALTH HOME CARE WATERMAN			1	100%	1
ARBOR TERRACE AT CITRUS PARK			1	100%	1
Mountain City Care and Rehabilitation Center		1			1
NLAC SUMMERBIO			1	100%	1
MEMORIAL HOSPITAL AT GULFPORT			1	100%	1
HEARTLAND OF MARIETTA OH LLC DBA		1			1
FALKVILLE HEALTHCARE		1			1
Walgreens #10851		1			1
CHILTON MEDICAL CENTER		1			1
HCL LABORATORIES			1	100%	1
HATLEY HEALTH CARE, INC		1			1
MT VIEW			1	100%	1
ALLEGHENY COUNTY HEALTH DEPARTMENT - PUBLIC HEALTH LABORATORY			1	100%	1

COVID-19: testing by laboratory

Data through May 6, 2021 verified as of May 7, 2021 at 09:25 AM

Data in this report are provisional and subject to change.

The numbers in the table below represent the number of Florida and non-Florida residents for whom test results were received by the Department of Health. A person can be tested by more than one laboratory and can have both positive and negative results. **Therefore, the sum of the numbers in each column will be larger than the total number of people tested.**

Reporting lab	Inconclusive	Negative	Positive	Percent positive	Total
HEARTLAND OF ZEPHYRHILLS FL, LLC			1	100%	1
PROVIDENCE PORTLAND MEDICAL CENTER		1			1
MED FIRST IMMEDIATE CARE AND FAMILY PRACTICE			1	100%	1
Walgreens #9620		1			1
SOUTH DADE NURSING & REHABILITATION CENTER			1	100%	1
MODERN URGENT CARE			1	100%	1
Carington Park			1	100%	1
NORTHEAST BAPTIST HOSPITAL			1	100%	1
OAKVIEW INC		1			1
AVON PARK CLUSTER		1			1
SHERIDAN VAMC		1			1
Keller Landing Center		1			1
Kroger 618 - The Little Clinic Trail Creek Village		1			1
SEVEN HILLS HEALTHCARE GROUP LLC DBA		1			1
MEMORIAL HERMANN OCCUPATIONAL HEALTH			1	100%	1
BROOKSVILLE REGIONAL HOSP PATIENT CARE SERVICES			1	100%	1
Good Shepherd Fairview Home, Inc.		1			1
Kroger 541 - The Little Clinic Long Hollow Pike		1			1
Brattleboro Crossings LLC dba Pine Heights at Brattleboro		1			1
Longwood Community Living Center		1			1
CVS MA634POCT KINGSTON			1	100%	1
Consulate Health Care of Tallahassee			1	100%	1
MCR HEALTH MEDICAL EXPRESS			1	100%	1
CARE STATION MEDICAL GROUP		1			1
UCH LAB			1	100%	1
HUDSON REGIONAL HOSPITAL			1	100%	1
NHC PLACE AT COOL SPRINGS		1			1
MADISON REHABILITATION HOSPITAL		1			1
APPLECARE BRUNSWICK			1	100%	1
NORTH WEST FLORIDA DIAGNOSTIC ENOCRINOLOGY CLINIC			1	100%	1
MED FIRST URGENT CARE CENTERS INC			1	100%	1
INTERNAL MEDICINE GROUP OF CENTRAL FLORIDA			1	100%	1
CHI ST. LUKE'S HEALTH BCM MEDICAL CENTER			1	100%	1
Niles Nursing and Rehab. Center		1			1
FOCUSED CARE AT ALLENBROOK		1			1
THE MEDICAL CENTER AT SCOTTSVILLE			1	100%	1
MEDEXPRESS URGENT CARE-MEADVILLE			1	100%	1
Walgreens #19992		1			1
CLINICAL PATHOLOGY LABORATORIES SOUTHEAST INC			1	100%	1
BUREAU COUNTY HEALTH DEPT			1	100%	1
ARISTACARE AT MANCHESTER		1			1
SINAI URGENT CARE FORT WORTH, LLC			1	100%	1
LAKWOOD RANCH URGENT CARE PA			1	100%	1
MEMORIAL MEDICAL CENTER			1	100%	1
MARINA DEL REY HOSPITAL LAB			1	100%	1
VIVIAN SIMMONS FAMILY PRACTICE			1	100%	1

COVID-19: testing by laboratory

Data through May 6, 2021 verified as of May 7, 2021 at 09:25 AM

Data in this report are provisional and subject to change.

The numbers in the table below represent the number of Florida and non-Florida residents for whom test results were received by the Department of Health. A person can be tested by more than one laboratory and can have both positive and negative results. **Therefore, the sum of the numbers in each column will be larger than the total number of people tested.**

Reporting lab	Inconclusive	Negative	Positive	Percent positive	Total
Samaritan Keep Home		1			1
CELEBRATION FAMILY PHYSICIANS LLC			1	100%	1
SUNSHINE FAMILY & WELLNESS CENTER			1	100%	1
Good Samaritan Society - Albion		1			1
BREVARD COUNTY JAIL			1	100%	1
WALGREENS # 12338		1			1
Rio Grande City Nursing and Rehab Center			1	100%	1
PARK CITY HOSPITAL - RESPIRATORY CARE SERVICES			1	100%	1
BEST CHOICE WELLNESS & LABORATORY LLC			1	100%	1
DPH OP LAB			1	100%	1
ACCULAB			1	100%	1
GENESIS CARE USA OF FLORIDA, LLC			1	100%	1
GARDENS PEDIATRICS LAB			1	100%	1
YOUTH HEALTH CENTER OF HUNTINGTON		1			1
CVS AZ3749POCT GOODYEAR		1			1
ACCESS TOTAL CARE			1	100%	1
KNOX COMMUNITY HOSPITAL			1	100%	1
SPECIALTY MOLECULAR - DENVER			1	100%	1
MAINE HEALTH AND ENVIRONMENTAL TESTING LABORATORY			1	100%	1
Summit Medical Group Morristown Oncology		1			1
Robert J Dole VAMC		1			1
BACON COUNTY HOSPITAL		1			1
PENNY PEDIATRICS		1			1
ELEMENTS PHARMACY			1	100%	1
BRETON REHABILITATION & LIVING CENTRE		1			1
MARION GENERAL HOSPITAL			1	100%	1
Kroger - KRO01100688			1	100%	1
KODIAK AREA NATIVE ASSOCIATION-KANA			1	100%	1
TMH PHYSICIAN PARTNERS WAKULLA			1	100%	1
FAMILY MEDICAL CENTERS			1	100%	1
RENEGADEXBIO, PBC	1				1
Raleigh Center (WV)			1	100%	1
LAKE VIEW COURT		1			1
US LABORATORIES			1	100%	1
BRISTOL REGINAL MEDICAL CENTER			1	100%	1
SILVER SPRINGS SHORES DIALYSIS			1	100%	1
RIVERSIDE COUNTY PUBLIC HEALTH LABORATORY			1	100%	1
Manassas Health & Rehab			1	100%	1
NORTH CAROLINA STATE LABORATORY OF PUBLIC HEALTH, SPECTRUM LAB NETWORK			1	100%	1
Big River Nursing and Rehab		1			1
CARE CONNECTIONS AT HOME LLC			1	100%	1
THE BRENNITY AT TRADITION			1	100%	1
LIFECARE MEDICAL CENTER			1	100%	1
SUMMERLIN MEDICAL CENTRE			1	100%	1
WALGREENS # 11165		1			1
Regency Square			1	100%	1

COVID-19: testing by laboratory

Data through May 6, 2021 verified as of May 7, 2021 at 09:25 AM

Data in this report are provisional and subject to change.

The numbers in the table below represent the number of Florida and non-Florida residents for whom test results were received by the Department of Health. A person can be tested by more than one laboratory and can have both positive and negative results. **Therefore, the sum of the numbers in each column will be larger than the total number of people tested.**

Reporting lab	Inconclusive	Negative	Positive	Percent positive	Total
VERMONT DEPT OF HEALTH LABORATORY			1	100%	1
OMNICARE PHARMACY OF TEXAS 1, LP		1			1
CAREMOUNT MEDICAL PC-CARMEL		1			1
MARQUETTE GENERAL HOSPITAL			1	100%	1
INDIGO PALMS			1	100%	1
CAREFIRST URGENT CARE - BEECHMONT			1	100%	1
GULF BREEZE TREATMENT CENTER, LLC			1	100%	1
PACE UNIVERSITY HEALTH CARE		1			1
AMBULATORY CARE CLINIC, LLC			1	100%	1
SOPHIA MEDICAL ASSOCIATES, PC			1	100%	1
ST. JOSEPH MERCY ANN ARBOR HOSPITAL			1	100%	1
BEAUMONT REFERENCE LABORATORY			1	100%	1
JET MEDICAL CENTER			1	100%	1
MEDEXPRESS URGENT CARE - LINDEN		1			1
PROVIDENCE ST PETER HOSPITAL		1			1
Grays Harbor Health and Rehabilitation		1			1
NEMOURS CHILDREN'S			1	100%	1
ADVANCED LABORATORY SERVICES			1	100%	1
Waters of Covington		1			1
FAMILY AND INTERNAL MEDICINE ASSOCIATES		1			1
MARTIN MEMORIAL MEDICENTER			1	100%	1
SAINT FRANCIS HOSPITAL			1	100%	1
The Carrington		1			1
MERCY - NORTH IOWA			1	100%	1
Hearthstone Nursing and Rehabilitation Center		1			1
WORKCARE, INC GLOBALFOUNDRIES			1	100%	1
CITRONELLE HEALTH AND REHABILITATION CENTER		1			1
BEVERLY ADVANCED PRACTICE NURSING		1			1
VITAL CARE			1	100%	1
MOSOLF PEDIATRICS PA			1	100%	1
UT HEALTH RGV CLINICAL LABORATORY			1	100%	1
LAKE REGIONAL HEALTH			1	100%	1
Jewish Senior Services		1			1
PEDIATRIC PARTNERS ZEPHYRHILLS			1	100%	1
LIFE CARE CENTER OF CLEVELAND		1			1
CMC MERCY LABORATORY			1	100%	1
WALKING URGENT CARE INC			1	100%	1
SUMMIT DETOX INC			1	100%	1
Smg At Bridgewater Family Medicine		1			1
LANGLADE			1	100%	1
WALGREEN#12147		1			1
Absolut Care of Gasport		1			1
TEXAS HEALTH HARRIS METHODIST HOSPITAL			1	100%	1
MT CARMEL NURSING HOME		1			1
GALVESTON COUNTY HEALTH DISTRICT			1	100%	1
KROGER 785 - THE LITTLE CLINIC DIXIE HWY		1			1

COVID-19: testing by laboratory

Data through May 6, 2021 verified as of May 7, 2021 at 09:25 AM

Data in this report are provisional and subject to change.

The numbers in the table below represent the number of Florida and non-Florida residents for whom test results were received by the Department of Health. A person can be tested by more than one laboratory and can have both positive and negative results. **Therefore, the sum of the numbers in each column will be larger than the total number of people tested.**

Reporting lab	Inconclusive	Negative	Positive	Percent positive	Total
ADDINGTON PLACE EAST LAKE		1			1
Churchman Village LLC		1			1
St. Ann Rehabilitation and Nursing Center		1			1
MID FLORIDA DERMATOLOGY ASSOCIATES PA			1	100%	1
PROGRESSIVE URGENT CARE, PC			1	100%	1
HEART HOSPITAL OF LAFAYETTE: EMERGENCY ROOM			1	100%	1
Smg/North Jersey Hematology & Oncology		1			1
JUPITER MEDICAL GROUP			1	100%	1
MOUNT DORA DIALYSIS			1	100%	1
IZ MEDICAL		1			1
Country View of Sunbury			1	100%	1
CLEVELAND CLINIC FLORIDA WAIVED			1	100%	1
HENRICO DOCTORS HOSPITAL LABORATORY			1	100%	1
HEALTHCARE PARTNERS FAMILY MEDICINE LLC			1	100%	1
NATIONAL INSTITUTES OF HEALTH CLINICAL CENTER			1	100%	1
CARENOW URGENT CARE - SPRING			1	100%	1
MEDCARE-GARNERS FERRY			1	100%	1
ORAL & FACIAL SURGERY			1	100%	1
CHILDRENS AT NORTH POINT URGENT CARE L		1			1
JOHN H. STROGER, JR. HOSPITAL OF COOK COUNTY			1	100%	1
MIAMI JEWISH DIALYSIS			1	100%	1
HEARTLAND NURSING & REHABILITATION		1			1
PUBLIX PHARMACY #1122		1			1
FLORIDA WATERMAN HOSPITAL			1	100%	1
Citadel		1			1
PHYSICIANS OF CENTRAL FLORIDA			1	100%	1
CYPRESS CREEK DIALYSIS CTR			1	100%	1
KATHY L ANDERSON DO PA			1	100%	1
Willow Ridge Center		1			1
KEY BISCAIYNE PEDIATRIC ASSOCIATES INC			1	100%	1
SELECT SPECIALTY HOSPITAL - ORLANDO SOUTH			1	100%	1
HACKENSACK UNIVERSITY MEDICAL CENTER		1			1
ADVENTHEALTH PHYSICIAN GROUP - APPLEWOOD			1	100%	1
REHABILITATION CENTER OF SOUTH GEORGIA		1			1
Wedgewood Manor		1			1
Kingsway Arms Nursing Center		1			1
Lakeland Nursing and Rehabilitation Center LLC		1			1
JOSEPH REINA PHARMACY INC DBA JRX PHAR		1			1
CHILDREN PHYSICIANS GROUP			1	100%	1
AMERITECH COLLEGE OF HEALTHCARE			1	100%	1
Freedom Pointe at The Villages			1	100%	1
PARKVIEW MANOR NURSING HOME		1			1
ENCOMPASS HEALTH REHAB HOSP NEW ENGLAND		1			1
MOUNT SINAI CORAL GABLES			1	100%	1
LUTHERAN HOSPITAL OF INDIANA			1	100%	1
SHARP GROSSMONT HOSPITAL LABORATORY			1	100%	1

COVID-19: testing by laboratory

Data through May 6, 2021 verified as of May 7, 2021 at 09:25 AM

Data in this report are provisional and subject to change.

The numbers in the table below represent the number of Florida and non-Florida residents for whom test results were received by the Department of Health. A person can be tested by more than one laboratory and can have both positive and negative results. **Therefore, the sum of the numbers in each column will be larger than the total number of people tested.**

Reporting lab	Inconclusive	Negative	Positive	Percent positive	Total
DR PHILLIPS CENTER FOR WELLNESS		1			1
SOLARIS HEALTHCARE PLANT CITY		1			1
UNC HOSPITALS			1	100%	1
ADAPTIVE BIOTECHNOLOGIES			1	100%	1
MEDICAL CITY NORTH HILLS			1	100%	1
Greencroft Goshen		1			1
DOCTORS AFTER HOURS URGENT CARE CENTER			1	100%	1
Birmingham Nursing & Rehab Center		1			1
UF HEALTH - WILDLIGHT			1	100%	1
HEALTH AND HOPE CLINIC INC			1	100%	1
St. Mary's Care Center		1			1
FIRST MEDICAL RESPONSE OF TEXAS, INC			1	100%	1
CARESPOT - OVIEDO			1	100%	1
CARESTAT HOSPICE SERVICES			1	100%	1
ST VINCENTS OUTPATIENT IMAGING		1			1
UNLIMITED MEDICAL SERVICES OF FL PL DBA		1			1
URGENT CARE CENTER OF PORT ORANGE LLC			1	100%	1
Kroger 500 - The Little Clinic Speedway		1			1
ACCESS FAMILY CARE LLC			1	100%	1
DAVITA DIALYSIS-NORTH			1	100%	1
BETHESDA DIALYSIS			1	100%	1
SOUTHWEST VIRGINIA COMMUNITY HEALTH SYSTEMS			1	100%	1
ANY LAB TEST NOW JACKSONVILLE		1			1
LEHIGH PULMONARY ASSOCIATES			1	100%	1
DAVENPORT DIALYSIS CENTER		1			1
SELF REGIONAL HEALTHCARE			1	100%	1
WEST PALM BEACH PHARMACEUTICALS LLC			1	100%	1
THEDACARE FAMILY MEDICINE GATEWAY			1	100%	1
PRISMA HEALTH TUOMEY LABORATORY			1	100%	1
BELLMORE PEDIATRICS		1			1
FLORIDA KEYS PED AND ADOLES CTR			1	100%	1
Chicago Heights CBOC		1			1
WOODSTOCK HEALTH DEPARTMENT			1	100%	1
Belvoir Woods Health Care Center at The Fairfax		1			1
KNAPP MEDICAL GROUP			1	100%	1
CRYSTAL RIVER FIRE DEPARTMENT			1	100%	1
NORTHSIDE PEDIATRICS & ADOLESCENT MEDI		1			1
ARCADIA OUTREACH LAB			1	100%	1
Kroger 767 - The Little Clinic Beaumont		1			1
Courtenay Springs Village			1	100%	1
Life Care Center of Auburn		1			1
CTMD MEDICAL CENTER, PA			1	100%	1
WEST FLORIDA MEDICAL ASSOCIATES PA			1	100%	1
MEDICAL COLLEGE OF GEORGIA MEDICAL CENTER			1	100%	1
CURA LABORATORY SERVICES			1	100%	1
AFC URGENT CARE BEVERLY			1	100%	1

COVID-19: testing by laboratory

Data through May 6, 2021 verified as of May 7, 2021 at 09:25 AM

Data in this report are provisional and subject to change.

The numbers in the table below represent the number of Florida and non-Florida residents for whom test results were received by the Department of Health. A person can be tested by more than one laboratory and can have both positive and negative results. **Therefore, the sum of the numbers in each column will be larger than the total number of people tested.**

Reporting lab	Inconclusive	Negative	Positive	Percent positive	Total
SALUDA NURSING CENTER		1			1
FORT LOUDOUN PRIMARY CARE		1			1
CANDLER HOSPITAL			1	100%	1
MINUTE CLINIC DIAGNOSTIC PA			1	100%	1
MIAMI NORTH DIALYSIS			1	100%	1
TRIHEALTH			1	100%	1
HEALTH CARE SERVICES LC			1	100%	1
VA Boston HCS-Brockton Division		1			1
ODYSSEY HEALTH CARE OF MARION COUNTY LLC		1			1
PEDIATRICS AND FAMILY CARE, LLC			1	100%	1
PATEL MINESH		1			1
Pathways Nursing and Rehabilitation Center		1			1
PIEDMONT QUICKCARE		1			1
Ranger Care Center			1	100%	1
TITUSVILLE REHABILITATION AND NURSING CENTER		1			1
MICARE CLINC			1	100%	1
STORMONT VAIL HOSPITAL			1	100%	1
HIDALGO FAMILY CLINIC			1	100%	1
YOUR GOOD HEALTH MEDICAL GROUP PA			1	100%	1
CVS KS8601POCT OVERLAND PARK			1	100%	1
SOUTHWESTERN STATE HOSPITAL LABORATORY			1	100%	1
Arch Plaza Nursing and Rehabilitation Center			1	100%	1
LYSTER MAIN LAB, FT RUCKER		1			1
HEALTH FIRST MEDICAL GROUP LLC			1	100%	1
Kroger 968 - The Little Clinic Colerain Township		1			1
Moab Regional Hospital			1	100%	1
MEMORIAL HERMANN SOUTHWEST HOSPITAL			1	100%	1
MONROE COUNTY PUBLIC HEALTH DEPARTMENT			1	100%	1
DEPARTMENT OF HEALTH SERVICES			1	100%	1
LOPEZ		1			1
HAMILTON CI MAIN UNIT ANNEX/ WORK CAMP			1	100%	1
DODGE COUNTY HOSPITAL LABORATORY		1			1
LINCOLN COUNTY MEDICAL CENTER		1			1
BRIDGEWATER PARK ASSISTED LIVING LLC			1	100%	1
PHYSICIANS IMMEDIATE CARE CHICAGO			1	100%	1
CONTINENTAL HOME HEALTH CARE INC			1	100%	1
MISSISSIPPI VALLEY REGIONAL BLOOD CENTER			1	100%	1
LabCorp L#09258295 M#09258285			1	100%	1
SOMA MEDICAL CENTER PA #2 OAKLAND			1	100%	1
URGENT CARE OF FORT LAUDERDALE INC			1	100%	1
OAKWOOD HOSPITAL - SOUTHSHORE			1	100%	1
MEDPOST URGENT CARE - CIBOLO			1	100%	1
COMMONWEALTH OF VIRGINIA DIVISION OF CONSOLIDATED LABORATORY SERVICES			1	100%	1
LIBERTY URGENT CARE			1	100%	1
CVS KS8573POCT OVERLAND PARK		1			1
Village Crest Center for Health & Rehabilitation		1			1

COVID-19: testing by laboratory

Data through May 6, 2021 verified as of May 7, 2021 at 09:25 AM

Data in this report are provisional and subject to change.

The numbers in the table below represent the number of Florida and non-Florida residents for whom test results were received by the Department of Health. A person can be tested by more than one laboratory and can have both positive and negative results. **Therefore, the sum of the numbers in each column will be larger than the total number of people tested.**

Reporting lab	Inconclusive	Negative	Positive	Percent positive	Total
ABRAZO WEST CAMPUS			1	100%	1
MEDICAL ASSOCIATES OF PINELLAS - LAB			1	100%	1
Kroger 347 - The Little Clinic Tates Creek		1			1
LABTEST LLC LABTEST DIAGNOSTICS			1	100%	1
LOUNDY		1			1
MCG HOSPITALS AND CLINICS			1	100%	1
Community Care Center of Heritage House, LLC			1	100%	1
Kroger 367 - The Little Clinic Walton		1			1
Walgreens #19461		1			1
UNIVERSITY OF SOUTH FLORIDA			1	100%	1
Monument Health Custer Care Center		1			1
BAYMEADOWS PEDIATRIC CARE		1			1
LAKESIDE MEDICAL CENTER		1			1
SOUTHERN WINDS			1	100%	1
WOOD COUNTY HEALTH DEPARTMENT			1	100%	1
PREMIUM HOME HEALTH CARE INC			1	100%	1
WILLOW DALE WELLNESS VILLAGE APARTMENT		1			1
ADVENT HEALTH MEDICAL GROUP AT PINELLAS PARK			1	100%	1
MT SINA1 HOSPICE			1	100%	1
HARBOR OAKS GOLDEN YEARS			1	100%	1
FAMILY MEDICINE AT CELEBRATION		1			1
SUNSHINE PEDIATRICS OF LUTz			1	100%	1
ST JOHNS PEDIATRICS PA		1			1
PINEVILLE PHARMACY			1	100%	1
STATE OF CALIFORNIA DOH SERVICES			1	100%	1
PHYSICIANS URGENT CARE PLLC		1			1
DR DAN C TRIGG MEMORIAL HOSPITAL		1			1
HEBER VALLEY MEDICAL CENTER			1	100%	1
TRAFALGAR DIALYSIS			1	100%	1
Scepter Rehab and Health care		1			1
SMITH KLINE			1	100%	1
CARENOW URGENT CARE - ANTIOCH		1			1
SOUTHERN HILLS MEDICAL CENTER			1	100%	1
Lantern Park Specialty Care		1			1
RAAZI CLINICAL LABORATORY LLC			1	100%	1
LAKWOOD RANCH MEDICAL GROUP LLC			1	100%	1
WALGREENS_CHICAGO		1			1
HARMONY HEALTHCARE ORLANDO INC		1			1
PACIFICA CARE PLLC			1	100%	1
TFH HOME HEALTH INC			1	100%	1
DW MCMILLAN MEMORIAL HOSPITAL LABORATORY			1	100%	1
GRANITE FALLS LTC, LLC		1			1
HOSPITALS OF PROVIDENCE TRANSMOUNTAIN CAMPUS, THE			1	100%	1
SPRINGBROOK HOSPITAL			1	100%	1
PRINCIPLE DIAGNOSTICS LLC			1	100%	1
ELAN MANATEE			1	100%	1

COVID-19: testing by laboratory

Data through May 6, 2021 verified as of May 7, 2021 at 09:25 AM

Data in this report are provisional and subject to change.

The numbers in the table below represent the number of Florida and non-Florida residents for whom test results were received by the Department of Health. A person can be tested by more than one laboratory and can have both positive and negative results. **Therefore, the sum of the numbers in each column will be larger than the total number of people tested.**

Reporting lab	Inconclusive	Negative	Positive	Percent positive	Total
RIVERVIEW HOSPITAL	1				1
UUHC - REDSTONE HEALTH CENTER LABORATORY			1	100%	1
NORTH FLORIDA FAMILY MEDICINE			1	100%	1
EXAC CARE CROSSVILLE		1			1
CARENOW LAKE WORTH			1	100%	1
SIERRA HEALTH CARE CENTER		1			1
ABE'S GARDEN/PARK MANOR APARTMENTS		1			1
NEW HORIZON PRIMARY CARE LLC			1	100%	1
MEMORIAL PHYSICIANS LABORATORY			1	100%	1
CARESOUTH HHA HOLDINGS OF VIRGINIA, LLC			1	100%	1
JAMES A HENRY MD LLC			1	100%	1
BOND & STEELE CLINIC PA D/B/A		1			1
Bethel Lutheran Nursing & Rehabilitation Center		1			1
ROCK RAPIDS HEALTH CENTRE		1			1
Kroger 397 - The Little Clinic Frankfort East		1			1
Memorial Health Care Center			1	100%	1
PUBLIX PHARMACY # 1236			1	100%	1
CARESPOT - MIAMI GARDENS			1	100%	1
UW MEDICINE MS CENTER			1	100%	1
MEDEXPRESS URGENT CARE - PATRICK STREE			1	100%	1
AFTER HOURS CARE OF AMERICUS INCORPORA			1	100%	1
HOLLAND COMMUNITY HOSPITAL		1			1
SOMA MEDICAL CENTER PA #2			1	100%	1
ARGENTINE CARE CENTER		1			1
WELLNOW URGENT CARE-OSWEGO			1	100%	1
EDWARD HOSPITAL			1	100%	1
SAINT BARNABAS MEDICAL CENTER		1			1
LIFELINK FOUNDATION INC D/B/A			1	100%	1
CARRINGTON, LLC D/B/A THE CARRINGTON		1			1
SANDPIPER CLUSTER		1			1
ACCESS HEALTH CARE PHYSICIANS, LLC		1			1
SANTA MONICA CA-UCLA MC			1	100%	1
RESTORE MEDICAL PARTNERS PLLC			1	100%	1
MEMORIAL HOSPITAL - BELLEVILLE			1	100%	1
Wexner Heritage House			1	100%	1
PEDIATRIC ASSOC OF JACKSONVILLE PA			1	100%	1
FAYETTE MEDICAL CENTER LAB		1			1
VERIFY LABS			1	100%	1
Kroger 97 - The Little Clinic Hutchinson		1			1
COMMUNITY URGENT CARE PC			1	100%	1
BIOMAT USA INC			1	100%	1
PIEDMONT URGENT CARE - CONYERS		1			1
Wayne County Nursing Home		1			1
NEXTCARE NOGALES			1	100%	1
PALM BEACH DIABETES AND ENDOCRINE SPECIALISTS, PA			1	100%	1
STEWART MEDICAL GROUP INC			1	100%	1

COVID-19: testing by laboratory

Data through May 6, 2021 verified as of May 7, 2021 at 09:25 AM

Data in this report are provisional and subject to change.

The numbers in the table below represent the number of Florida and non-Florida residents for whom test results were received by the Department of Health. A person can be tested by more than one laboratory and can have both positive and negative results. **Therefore, the sum of the numbers in each column will be larger than the total number of people tested.**

Reporting lab	Inconclusive	Negative	Positive	Percent positive	Total
REFERENCE LABORATORY			1	100%	1
PULMONARY, CRITICAL CARE AND SLEEP DISORDERS INSTITUTE OF SOUTH FLORID			1	100%	1
CONCENTRA - OCALA		1			1
LIMA MEMORIAL HOSPITAL			1	100%	1
PELICAN STATE OUTPATIENT CENTER			1	100%	1
GARDENS AT MAPLEWOOD			1	100%	1
SUNRISE HOSPITAL & MEDICAL CENTER-POC TESTING LAB			1	100%	1
VIVEX/UMTB BIOMEDICAL			1	100%	1
Holly Hill Healthcare Center			1	100%	1
EAST FL CORE LAB			1	100%	1
BAYSTATE REFERENCE LABORATORY			1	100%	1
RIDGE OPTUM FLORIDA			1	100%	1
WALGREENS #10854		1			1
HORIZON MEDICAL CENTER			1	100%	1
QUEST INC			1	100%	1
OPTIMAL MEDICINE INC		1			1
VISTA DEL SOL MED ASSOC		1			1
VELOCITY URGENT CARE - REDMILL			1	100%	1
APOLLO ADVANCED HOME HEALTH CORP			1	100%	1
FLORIDA HEALTH CARE MEDICAL GROUP		1			1
ORLANDO PHYSICIAN NETWORK		1			1
Mountain View Manor			1	100%	1
FAWCETT MEMORIAL HOSPITAL NURSING			1	100%	1
Glen Haven Health and Rehabilitation LLC		1			1
JOSHUA E CHESIR MD		1			1
Dupage Care Center			1	100%	1
ULTIMATE ANALYSIS LABORATORY			1	100%	1
FAIRHAVEN		1			1
MONMOUTH MEDICALC ENTER		1			1
SANITAS RESEARCH LLC			1	100%	1
VISITING PHYSICIAN SERVICES, LLC			1	100%	1
CARY CLINIC			1	100%	1
BANNER UNIVERSITY MEDICAL CENTER			1	100%	1
HEALTHCARE ASSOCIATES OF IRVING, LLP			1	100%	1
TMH CANCER CENTER LABORATORY			1	100%	1
EMERGENCY CARE SERVICES LAB AT JFK MEDICAL CENTER			1	100%	1
BAY AREA HOSPITAL LAB & HST		1			1
ADVANCED BIOMEDICAL INC			1	100%	1
NORTH RIVER FAMILY HEALTH CENTER			1	100%	1
VIRGINIA CVS PHARMACY, LLC DBA CVS/PHARMACY #1884		1			1
UNIVERSITY OF FLORIDA			1	100%	1
ADAMS COUNTY HEALTH DEPARTMENT			1	100%	1
CAROLINAS PHYSICIAN NETWORK			1	100%	1
REDMOND URGENT CARE			1	100%	1
JACKSBORO URGENT CARE			1	100%	1
Perham Living			1	100%	1

COVID-19: testing by laboratory

Data through May 6, 2021 verified as of May 7, 2021 at 09:25 AM

Data in this report are provisional and subject to change.

The numbers in the table below represent the number of Florida and non-Florida residents for whom test results were received by the Department of Health. A person can be tested by more than one laboratory and can have both positive and negative results. **Therefore, the sum of the numbers in each column will be larger than the total number of people tested.**

Reporting lab	Inconclusive	Negative	Positive	Percent positive	Total
HALIFAX HEALTH PRIMARY CARE			1	100%	1
NFRC CLINICAL LAB			1	100%	1
CARENOW MIDTOWN			1	100%	1
ADVENTHEALTH MEDICAL GROUP OBSTETRICS AND			1	100%	1
WESLEY LONG HOSPITAL			1	100%	1
Medilodge of Mt. Pleasant		1			1
PERFECT HEALTH URGENT CARE AND MEDICAL		1			1
SENTARA AMBULATORY CARE CLINIC			1	100%	1
Florence Nursing and Rehabilitation Center		1			1
NATIONS TOBIN RECREATION CENTER			1	100%	1
Sharon Care Center			1	100%	1
REHABILITATION CENTER OF ALBUQUERQUE		1			1
PREMIER FAMILY AND SPORTS MEDICINE LLC			1	100%	1
Kroger 929 - The Little Clinic Corryville		1			1
LIFESPAN HEALTH - SELMER		1			1
WELLMED AT BAY AREA		1			1
RED BUG LAKE ROAD OVIEDO COVID			1	100%	1
CVS MI22230CV WAYNE COUNTY COMMUNITY COLLEGE			1	100%	1
Dulles Health and Rehab Center		1			1
HOUSTON MEDICAL CENTER LABORATORY			1	100%	1
5 STAR HOME HEALTH SERVICES INC		1			1
Manor Care Health Services- Wilmington			1	100%	1
MANHATTAN COLLEGE HEALTH SERVICES		1			1
LRGHEALTHCARE		1			1
UNIVERSITY OF MIAMI PRIMARY CARE SITE UMHC 3039			1	100%	1
PATIENT FIRST - SICKLERVILLE		1			1
LONG ISLAND MINIMALLY INVASIVE SURGERY		1			1
SACRED HEART MEDICAL CENTER			1	100%	1
Redstone Highlands			1	100%	1
HARDIN HEALTH INC		1			1
ANDERSON REGIONAL MEDICAL CENTER			1	100%	1
UC SAN DIEGO CENTER FOR ADVANCED LABORATORY MEDICINE			1	100%	1
KID CARE PEDIATRICS PA			1	100%	1
MERCY GENERAL HOSPITAL			1	100%	1
ManorCare Health Services/ York South		1			1
SAPLING GROVE URGENT CARE		1			1
Greenfield Health & Rehab Center		1			1
UC TAMiami			1	100%	1
Sage Bluff Health & Rehabilitation Center		1			1
SUNRISE CLINIC SANTA ROSA		1			1
AHUJA MEDICAL CENTER			1	100%	1
GARNET HEALTH URGENT CARE		1			1
OCCUPATIONAL HEALTH CENTER		1			1
VA OPTOMETRY CLINIC			1	100%	1
SOLDIERS' HOME OF HOLYOKE		1			1
HAVASU REGIONAL MEDICAL CENTER			1	100%	1

COVID-19: testing by laboratory

Data through May 6, 2021 verified as of May 7, 2021 at 09:25 AM

Data in this report are provisional and subject to change.

The numbers in the table below represent the number of Florida and non-Florida residents for whom test results were received by the Department of Health. A person can be tested by more than one laboratory and can have both positive and negative results. **Therefore, the sum of the numbers in each column will be larger than the total number of people tested.**

Reporting lab	Inconclusive	Negative	Positive	Percent positive	Total
ALBANNA PEDIATRICS CENTER			1	100%	1
OCALA REGIONAL DIALYSIS- NORTH			1	100%	1
BAYSHORE DIALYSIS			1	100%	1
XPRESCHECK IAD (DULLES)			1	100%	1
CACERES SPECIALIZED GYNECOLOGY		1			1
Kroger 444 - The Little Clinic Dent		1			1
ELKTON TRANSITIONAL CARE CENTER		1			1
BRIGHT HEALTH CLINIC CORP			1	100%	1
UNITED HEALTHCARE			1	100%	1
LP ELIZABETHTON		1			1
PAMC MICRO LAB			1	100%	1
Hawthorne House		1			1
NORTHSIDE FAMILY MEDICINE		1			1
SKIN AND CANCER ASSOCIATES LLP		1			1
FLORIDA CLINICAL LABORATORY INC DBA			1	100%	1
LAREDO CARE CLINIC NORTH		1			1
URGENT CARE OF KANSAS CITY			1	100%	1
THE HEART HOSPITAL BAYLOR PLANO			1	100%	1
WEST CARVER MEDICAL ASSOCIATES		1			1
MIDWEST COVENANT HOME, INC		1			1
MEDEXPRESS URGENT CARE - CABOT			1	100%	1
FLAGLER MEDICAL ASSOCIATES PA			1	100%	1
BAYLOR SCOTT AND WHITE MEDICAL CENTER -CENTENNIAL			1	100%	1
BRADEN CLINIC		1			1
LANCASHIRE HALL NURSING AND REHABILITATION CENTER		1			1
BRUSHY CREEK FAMILY HOSPITAL			1	100%	1
MINUTECLINIC DIAGNOSTIC OF VIRGINIA, LLC #10088		1			1
NHC Chattanooga			1	100%	1
NAVARRO MEDICAL CENTERS LLC			1	100%	1
CARE ATC INC			1	100%	1
NORTHCREST PHYSICIAN SERVICES INC		1			1
WMC HEALTH GROUP INC			1	100%	1
HHCS PHARMACY INC			1	100%	1
Robinson Terrace Rehabilitation and Nursing Center		1			1
MCCORMICK AMBULANCE		1			1
WATERMAN VILLAGE HOME CARE			1	100%	1
NORTH SHORE HEMATOLOGY-ONCOLOGY ASSOCIATES PC		1			1
DR. K PEDIATRICS			1	100%	1
AIRPORT MEDICAL SOLUTIONS ORLANDO			1	100%	1
CareATC - Columbia College #58		1			1
SHARP CHULA VISTA MEDICAL CENTER			1	100%	1
CAROMONT HEALTH			1	100%	1
NORTH PALM CHIDRENS PHYSICIANS			1	100%	1
DOCTORS HEARING			1	100%	1
LAKELAND MEDICAL CENTER			1	100%	1
VA North May Outpatient Clinic		1			1

COVID-19: testing by laboratory

Data through May 6, 2021 verified as of May 7, 2021 at 09:25 AM

Data in this report are provisional and subject to change.

The numbers in the table below represent the number of Florida and non-Florida residents for whom test results were received by the Department of Health. A person can be tested by more than one laboratory and can have both positive and negative results. **Therefore, the sum of the numbers in each column will be larger than the total number of people tested.**

Reporting lab	Inconclusive	Negative	Positive	Percent positive	Total
ALIMETRIX INC		1			1
AUGUSTA HEALTH CLINICAL LABORATORY			1	100%	1
IVAN, MAYA			1	100%	1
Avera Sr. James Care Center		1			1
LAKE COMMUNITY ACTION AGENCY		1			1
BETHESDA ON TURKEY CREEK			1	100%	1
PHI LIFE SCIENCES			1	100%	1
BRIDGES AT LIFE CARE CENTER OF OCALA, THE			1	100%	1
HOUSTON DEPARTMENT OF HEALTH AND HUMAN SERVICES			1	100%	1
Manor Care Health Care Services - Williamsport North		1			1
Kroger 83 - The Little Clinic Rock Road		1			1
Alden Lincoln Park			1	100%	1
ST JOHN HOSPITAL & MEDICAL CENTER MICRO			1	100%	1
Signature Healthcare of Fort Wayne		1			1
ASHLEY PEDIATRICS DAY AND NIGHT CLINIC			1	100%	1
WEST COAST CLINICAL LABS INC			1	100%	1
HENRICO DOCTOR'S LABORATORY			1	100%	1
CVS MO4088POCT LEES SUMMIT		1			1
WAYCROSS INTRTNAL MEDICINE			1	100%	1
DOCTORS CHOICE HOME CARE INC			1	100%	1
GREATER MIAMI DIALYSIS			1	100%	1
INDIAN RIVER CLINICAL LABORATORY, INC.		1			1
USF PHYSICIANS GROUP			1	100%	1
SCRIPPS MERCY HOSPITAL			1	100%	1
PHYSICIANS ASSOCIATES			1	100%	1
MEDSTAT WARSAW			1	100%	1
MERITER LABORATORIES			1	100%	1
Vibralfie of El Paso Rehabilitation Center			1	100%	1
RAPID CITY REGIONAL HOSPITAL -579 ATTN. LABORATORY		1			1
CENTRAL FLORIDA HOSPITALIST			1	100%	1
WEST PENSACOLA DIALYSIS CENTER			1	100%	1
CRUSADER COMMUNITY HEALTH			1	100%	1
bishop rehabilitation and nursing center		1			1
CAN COMMUNITY HEALTH LLC		1			1
BHS PHYSICIAN NETWORK			1	100%	1
ManorCare Health Services-Monroeville		1			1
UT MD ANDERSON CANCER CENTER-TUMOR MARKER LAB			1	100%	1
ODESSA MEMORIAL HOSPITAL			1	100%	1
Indian Oaks Living Center		1			1
SYNERGENE LABORATORY			1	100%	1
PARTNERS IN PRIMARY CARE		1			1
Monument Health Strugis Care Center		1			1
FLORIDA ADVANCED MEDICAL AND DERM AESTHETICS LLC			1	100%	1
Kroger 838 - The Little Clinic Fairborn		1			1
TAMPA GENERAL MEDICAL GROUP LABORATORY HEALTHPARK			1	100%	1
FOUNDCARE HEALTH			1	100%	1

COVID-19: testing by laboratory

Data through May 6, 2021 verified as of May 7, 2021 at 09:25 AM

Data in this report are provisional and subject to change.

The numbers in the table below represent the number of Florida and non-Florida residents for whom test results were received by the Department of Health. A person can be tested by more than one laboratory and can have both positive and negative results. **Therefore, the sum of the numbers in each column will be larger than the total number of people tested.**

Reporting lab	Inconclusive	Negative	Positive	Percent positive	Total
Kroger 519 - The Little Clinic Staples Mill Road		1			1
BMC/NASSAU			1	100%	1
CDR MAGUIRE - STUART MISSION			1	100%	1
MEDHELP			1	100%	1
PATIENT FIRST-GENERAL BOOTH			1	100%	1
NEW ERA COMMUNITY HEALTH CENTER LLC		1			1
Portsmouth Health and Rehab			1	100%	1
LABORATORY SERVICES SGHS - CAMDEN		1			1
LRHS Pablo Urgent Care		1			1
RIVIERA BEACH HEALTH CENTER LAB			1	100%	1
PALOMAR MEDICAL CENTER			1	100%	1
ST ROSE DOMINICAN HOSPITAL LAB-ROSE DE LIMA CAMPUS			1	100%	1
SPARTA HEALTH & REHAB		1			1
ENT & ALLERGY ASSOCIATES, LLP - SLEEPY HOLLOW (ABBOTT)		1			1
THE LITTLE CLINIC LLC			1	100%	1
PALM BEACH COUNTY HEALTH DEPT.			1	100%	1
MEDEXPRESS-DOVER		1			1
CHAMBREL AT PINECASTLE			1	100%	1
FLORIDA DEPARTMENT OF HEALTH IN BROWARD COUNTY		1			1
Brown Nursing Home		1			1
PATIENT FIRST - CHERRY HILL		1			1
HEALTHFORCE PARTNERS INC			1	100%	1
SHARON REGIONAL MEDICAL CENTER			1	100%	1
NORTH SHORE HEMATOLOGY-ONCOLOGY ASSOCI		1			1
CARILION CLINIC LAB TESTING SITE-POSTAL		1			1
LADY LAKE FAMILY MEDICINE			1	100%	1
Le Roy Village Green		1			1
BRADENTON CONVENTION CENTER			1	100%	1
FAMILY MEDICAL CLINIC KENDALL LLC			1	100%	1
SEABROOK EMS			1	100%	1
MARY WASHINGTON HOSPITAL HOME HEALTH AGENCY	1				1
BAPTIST HEALTH FLOYD			1	100%	1
SMITH			1	100%	1
BEACHSIDE DETOX		1			1
BALLAD HEALTH MEDICAL ASSOCIATES URGENT CARE			1	100%	1
SOUTH TEXAS HEALTH SYSTEM ER - WARE ROAD			1	100%	1
Encompass Health Littleton		1			1
Walgreens #12695			1	100%	1
GOOD PEDIATRICS			1	100%	1
Tremont Health & Rehabilitation Center		1			1
Whispering Pines Nursing & Rehabilitation Center		1			1
PEDRO L ORTEGA MD PA			1	100%	1
BAYOU URGENT CARE			1	100%	1
CLIFTON SPRINGS		1			1
MEDICAL ASSOCIATES OF THE SHOALS		1			1
PASTEUR MEDICAL HIALEAH GARDEN LLC			1	100%	1

COVID-19: testing by laboratory

Data through May 6, 2021 verified as of May 7, 2021 at 09:25 AM

Data in this report are provisional and subject to change.

The numbers in the table below represent the number of Florida and non-Florida residents for whom test results were received by the Department of Health. A person can be tested by more than one laboratory and can have both positive and negative results. **Therefore, the sum of the numbers in each column will be larger than the total number of people tested.**

Reporting lab	Inconclusive	Negative	Positive	Percent positive	Total
CARESPOT - OCOEE			1	100%	1
QUINCY DIALYSIS			1	100%	1
COLER REHABILITATION AND NURSING CARE		1			1
LITTLE FALLS HOSPITAL LABORATORY		1			1
Kroger 717 - The Little Clinic Dolphin Drive			1	100%	1
BEAUMONT HOSPITAL			1	100%	1
TEMPLE TERRACE DIALYSIS			1	100%	1
JAX FAMILY CARE		1			1
ANDERSON FAMILY MEDICINE			1	100%	1
BETTER U BETTER LIFE WELLNESS LLC			1	100%	1
AMERICAN LAB LLC		1			1
AUTUMN CARE OF STATESVILLE, LLC		1			1
EDEN HEALTH NOMAD LAB		1			1
ER NEAR ME HULEN		1			1
Kroger 006 - The Little Clinic Uintah Gardens		1			1
HUGH CHATHAM FAMILY MEDICINE INDEPENDENCE		1			1
PANCARE HEALTH - CARR ELEM & MIDDLE SCHOOL			1	100%	1
HUNEYCUTT FAMILY PRACTICE			1	100%	1
JACKSON MADISON CO. GEN. HOSPITAL			1	100%	1
SURGERY CENTER, THE			1	100%	1
FLORIDA HOME HEALTH			1	100%	1
ASSURANCE HEALTHCARE AND COUNSELING CENTER		1			1
GENESIS MEDICAL CENTER OF CORAL SPRINGS INC			1	100%	1
LOUIS A JOHNSON VAMC		1			1
Kroger 390 - The Little Clinic North College Hill		1			1
ORMOND BEACH DIALYSIS			1	100%	1
ROAN MOUNTAIN MEDICAL CENTER			1	100%	1
THE CHILDREN'S HOSPITAL OF PHILADELPHIA		1			1
SANTA CLARA VALLEY MEDICAL CENTER			1	100%	1
CHRISTIANA HOSPITAL		1			1
NASONCARE LLC			1	100%	1
DESERT ROSE FL LLC		1			1
METROPOLITAN			1	100%	1
SWIFTCARE URGENT CARE, PLLC			1	100%	1
CONCIERGE INTERNAL MEDICINE ASSOCIATES			1	100%	1
VISTA LAKE ASSISTED LIVING			1	100%	1
ORCHID TERRACE		1			1
Brownwood Nusing & Rehabilitation		1			1
MANORCARE HEALTH SERVICES BOCA RATON			1	100%	1
CAPITAL HEALTH PLAN - GOVERNORS SQUARE			1	100%	1
FLORIDA ORTHOPAEDIC INSTITUTE SURGERY		1			1
BASCOM PALMER-MICRO LAB			1	100%	1
LAURELS OF NORWORTH		1			1
CHILTON URGENT CARE			1	100%	1
C V S / PHARMACY #833		1			1
WELLSTREET SMYNA URGENT CARE		1			1

COVID-19: testing by laboratory

Data through May 6, 2021 verified as of May 7, 2021 at 09:25 AM

Data in this report are provisional and subject to change.

The numbers in the table below represent the number of Florida and non-Florida residents for whom test results were received by the Department of Health. A person can be tested by more than one laboratory and can have both positive and negative results. **Therefore, the sum of the numbers in each column will be larger than the total number of people tested.**

Reporting lab	Inconclusive	Negative	Positive	Percent positive	Total
TCPA CLINICAL LABORATORIES			1	100%	1
Metairie Healthcare Center			1	100%	1
Kroger 670 - The Little Clinic Powell		1			1
GREYSTONE HOME HEALTH OF GREATER ORLANDO LLC		1			1
COASTAL ER IX, PHYSICIANS PREMIER			1	100%	1
RENOWN REGIONAL MEDICAL CENTER			1	100%	1
LABTECH DIAGNOSTICS			1	100%	1
Mason Health and Rehab		1			1
THE LITTLE CLINIC, LLC			1	100%	1
BORINQUEN HEALTH CENTER			1	100%	1
2504-HOMEWOOD		1			1
Southwest Louisiana Veterans Home			1	100%	1
Salem Hills Rehabilitation and Nursing Center		1			1
NEXTCARE POWER			1	100%	1
SOUTHWEST ORLANDO FAMILY MEDICINE, PL			1	100%	1
BOCA GENERAL AND FAMILY MEDICINE		1			1
SOUTHEASTERN HEALTH FACILITES, INC		1			1
CAREATC - WISCONSIN PIPE-FITTERS			1	100%	1
CENTRAL CAROLINA HOSPITAL			1	100%	1
SAINT LEO UNIVERSITY INCORPORATED			1	100%	1
BROOKDALE AVONDALE (BU 04360)			1	100%	1
TWIN			1	100%	1
White Oak Manor - Rock Hill		1			1
RESOURCE PATH LLC			1	100%	1
Kroger 419 - The Little Clinic Farmington/Exeter		1			1
AMALIA'S COMMUNITY CLINIC, CORP			1	100%	1
Fairhope		1			1
PALMETTO LANDING			1	100%	1
MEMORIAL HERMANN MEDICAL GROUP-ATASCOCITA PEDS			1	100%	1
US PUBLIC HEALTH SERVICE HOSPITAL			1	100%	1
SALEM HOSPITAL REGIONAL LABORATORY		1			1
NORTHSIDE FAMILY MEDICINE AND URGENT CARE (MIDTOWN)		1			1
LAS PALOMAS SENIOR LIVING		1			1
Arlington Health and Rehabilitation		1			1
SAINT PETE MRI			1	100%	1
MIL LAKE HEALTHCARE CENTER INC PEDIATRICS			1	100%	1
USCG BASE MIAMI BEACH MEDICAL LAB		1			1
HARRIS COUNTY PUBLIC HEALTH SERVICES			1	100%	1
WESTCOAST FAMILY PRACTICE		1			1
ASSOCIATES MD MEDICAL GROUP INC			1	100%	1
COUNTRYSIDE PEDIATRIC CARE PA			1	100%	1
JP MORGAN CHASE HEALTH SERVICES			1	100%	1
EMBASSY LAKES ARTIFICIAL KIDNEY CENTER			1	100%	1
Lodge Nursing & Rehab Center		1			1
PREMISEHEALTH		1			1
MORSELIFE HOME CARE INC			1	100%	1

COVID-19: testing by laboratory

Data through May 6, 2021 verified as of May 7, 2021 at 09:25 AM

Data in this report are provisional and subject to change.

The numbers in the table below represent the number of Florida and non-Florida residents for whom test results were received by the Department of Health. A person can be tested by more than one laboratory and can have both positive and negative results. **Therefore, the sum of the numbers in each column will be larger than the total number of people tested.**

Reporting lab	Inconclusive	Negative	Positive	Percent positive	Total
PREMIER HEALTH CARE INC			1	100%	1
CORPUS CHRISTI MEDICAL CENTER			1	100%	1
WELLINGTON PHYSICIANS URGENT CARE AT PALOMINO			1	100%	1
Rehab Select of Talladega		1			1
NEXTCARE DOBSON			1	100%	1
Kroger 49 - The Little Clinic Wichita - 21st St.			1	100%	1
BRUNSWICK HEALTH AND REHABILITATION CE		1			1
INDIAN RIDGE		1			1
DEACONESS URGENT CARE CENTER			1	100%	1
THE TOLEDO HOSPITAL			1	100%	1
AVERA HEART HOSPITAL OF SD			1	100%	1
VA NCHCS - Mather Division		1			1
Allen Health and Rehabilitation		1			1
SPECTRUM LABORATORY			1	100%	1
ASCENSION ST VINCENT'S - WESTSIDE			1	100%	1
Sherwood Oaks Health Center			1	100%	1
MONONGAHELA VALLEY HOSPITAL			1	100%	1
Casa Real Center		1			1
NORTH PALM BEACH DIALYSIS CENTER			1	100%	1
Springdale Village		1			1
Chateau Living Center			1	100%	1
TOMAH VAMC			1	100%	1
WEST BOYNTON DIALYSIS			1	100%	1
AUGUSTA HEALTH SD			1	100%	1
MEMORIAL HEALTH UNIVERSITY MEDICAL		1			1
MARTIN ARMY COMMUNITY HOSPITAL			1	100%	1
RANDOLPH-MACON COLLEGE			1	100%	1
TERRELL URGENT CARE			1	100%	1
YOUR HEALTH PEDIATRICS			1	100%	1
EVEXIA DIAGNOSTICS			1	100%	1
Mission Arch Center		1			1
MY URGENT CARE CLINIC			1	100%	1
CAREWELL URGENT CARE FITCHBURG			1	100%	1
GRAND LIVING			1	100%	1
APEX HOME HEALTHCARE			1	100%	1
Spring Gate Rehab and Healthcare Center		1			1
PCG MOLECULAR			1	100%	1
PIONEER CLINICAL RESEARCH LLC			1	100%	1
DOMINION DIAGNOSTICS			1	100%	1
Medilodge of East Lansing		1			1
JASON RHEE, MD		1			1
Princeton Place			1	100%	1
NEW MILFORD HOSPITAL			1	100%	1
Heartland Health Care Center Jacksonville			1	100%	1
WYOMING OPCO, LLC DBA MEDILODGE OF WYO		1			1
MEDICAL CENTER			1	100%	1

COVID-19: testing by laboratory

Data through May 6, 2021 verified as of May 7, 2021 at 09:25 AM

Data in this report are provisional and subject to change.

The numbers in the table below represent the number of Florida and non-Florida residents for whom test results were received by the Department of Health. A person can be tested by more than one laboratory and can have both positive and negative results. **Therefore, the sum of the numbers in each column will be larger than the total number of people tested.**

Reporting lab	Inconclusive	Negative	Positive	Percent positive	Total
Alexandria Place		1			1
WELLSTAR STUDENT SERVICES-MARIETTA CLI		1			1
DERMDX, DIV OF AURORA DIAGNOSTICS/BERNHARDT LAB		1			1
DYNACARE NORTHWEST INC			1	100%	1
LEGACY AT HIGHWOODS PRESERVE		1			1
MISSION HOSPITAL			1	100%	1
MID FLORIDA COMMUNITY SERVICES			1	100%	1
DIVERSICARE OF BIG SPRINGS		1			1
INTEGRITY SPINE AND ORTHOPEDICS LLC			1	100%	1
MEMORIAL HOSPITAL MIRAMAR WAIVED TESTING			1	100%	1
AUBURNDALE DOCTOR TODAY			1	100%	1
UW MEDICINE CHU LAB			1	100%	1
QUALITY CLINICAL LAB LLC			1	100%	1
LAKELAND REGIONAL HEALTH AUBURNDALE		1			1
ASSISTED LIVING AT TREZEVANT		1			1
TRAVIS LEE THOMPSON MD			1	100%	1
UNITED HOSPITAL CENTER LABORATORY			1	100%	1
Peninsula Nursing and Rehabilitation Center		1			1
NORTHERN KENTUCKY HEALTH DEPARTMENT			1	100%	1
NORTHWEST FLORIDA SPECIALTY PHYSICIANS LLC		1			1
CASS LAKE PHS INDIAN HOSPITAL		1			1
Port Orange Nursing And Rehab Center			1	100%	1
MEMORIAL HERMANN KATY HOSPITAL			1	100%	1
ADVANCED INDIVIDUALIZED MEDICINE OF NAPLES			1	100%	1
Kroger 126 - The Little Clinic Cottonwood		1			1
COMMUNITY MEDICAL CARE			1	100%	1
SCRIPTS PLUS INC DBA THE MEDICINE SHOP		1			1
SAINT AGNES MEDICAL CENTER			1	100%	1
Royal Palm Beach Health and Rehab Center			1	100%	1
SAMSON MEDICAL CLINIC			1	100%	1
WINTER GARDEN CHILDREN'S HEALTH CENTERS			1	100%	1
TENNOVA HEALTHCARE - CLEVELAND			1	100%	1
LOUIS STOKES CLEVELAND VA MEDICAL CENTER			1	100%	1
PINNACLE DIALYSIS		1			1
CHI MEMORIAL HOSPITAL CHATTANOOGA			1	100%	1
VillageCare Rehabilitation and Nursing Center		1			1
RCP OF MEMORIAL WEST			1	100%	1
TITAN GENOMICS, LLC			1	100%	1
PARK AVENUE DERMATOLOGY NORTH			1	100%	1
PLANT CITY FIRE RESCUE		1			1
GPI MEDICAL CENTER, INC			1	100%	1
FRIO REGIONAL PRIMARY CARE AND URGENT CARE CLINIC			1	100%	1
Oklahoma Methodist Manor			1	100%	1
HOWELL BRANCH COURT			1	100%	1
SPEARE MEMORIAL HOSPITAL			1	100%	1
Dugan Memorial Home		1			1

COVID-19: testing by laboratory

Data through May 6, 2021 verified as of May 7, 2021 at 09:25 AM

Data in this report are provisional and subject to change.

The numbers in the table below represent the number of Florida and non-Florida residents for whom test results were received by the Department of Health. A person can be tested by more than one laboratory and can have both positive and negative results. **Therefore, the sum of the numbers in each column will be larger than the total number of people tested.**

Reporting lab	Inconclusive	Negative	Positive	Percent positive	Total
MANHATTAN EYE EAR AND THROAT HOSPITAL		1			1
BAXTER REGIONAL MEDICAL CENTER			1	100%	1
STAYING HEALTHY MEDICAL SERVICES			1	100%	1
CROSS CREEK HEALTH CARE		1			1
777 URGENT CARE			1	100%	1
CARENOW URGENT CARE-MURFREESBORO			1	100%	1
BAPTIST MEDICAL PLAZA AT MIAMI LAKES DIAGNOSTICS			1	100%	1
MAIN STREET PHARMACY OF MARCELLUS, INC		1			1
WEST VIRGINIA UNIVERSITY HOSPITALS			1	100%	1
SACRED HEART HOSPITAL			1	100%	1
Kroger 825 - The Little Clinic Dorothy Lane		1			1
SC-GA2018 MCCORMICK REHAB & HEALTHCARE		1			1
MEDCOR, INC			1	100%	1
JMJ FAMILY PRACTICE			1	100%	1
UNITYPOINT HEALTH TRINITY			1	100%	1
PATHOLOGYT & LAB MEDICINE SERVICES			1	100%	1
Elderwood at Lancaster		1			1
BALLAD HEALTH MEDICAL ASSOCIATES URGENT CARE - JOHNSON CITY			1	100%	1
Brio of Johnston		1			1
THE CHRIST HOSPITAL			1	100%	1
Signature Healthcare of Georgetown		1			1
Pelican Health Norfolk			1	100%	1
GOOD SAMARITAN SOCIETY-FOREST CITY		1			1
TARRYTOWN PHARMACY			1	100%	1
BLOOD SYSTEMS LABORATORIES			1	100%	1
PARK AVENUE PEDIATRICS PC		1			1
Kroger 909 - The Little Clinic Hamilton			1	100%	1
Kroger 531 - The Little Clinic Waterville		1			1
DR AZIZ CLINIC			1	100%	1
THE CLINIC ON SIXTH			1	100%	1
MOUNTAINVIEW URGENT CARE VALLEY		1			1
ST PETERSBURG GENERAL HOSPITAL LABORATORY			1	100%	1
CARESOUTH HHA HOLDINGS OF THE TREASURE COAST LLC			1	100%	1
BAYCARE OUTREACH LAB AT NEW TAMPA			1	100%	1
MICROBIOLOGY DEPARTMENT			1	100%	1
The Pines at Poughkeepsie Center for Nursing and Rehabilitation		1			1
PATIENT FIRST - FAIRFAX			1	100%	1
CLEVELAND CLINIC AKRON GENERAL			1	100%	1
CENTENNIAL HILLS HOSPITAL MEDICAL CENTER LABORATORY			1	100%	1
BOULDER COMMUNITY HOSPITAL			1	100%	1
MADISON AT OVIEDO			1	100%	1
Linley Park Rehabilitation & Healthcare Center		1			1
Isle Health and Rehabilitation Center			1	100%	1
COLUMBIA CREST CARE & RAHAB		1			1
BRIDGEWAY CENTER INC			1	100%	1
KIDS CARE PEDIATRICS			1	100%	1

COVID-19: testing by laboratory

Data through May 6, 2021 verified as of May 7, 2021 at 09:25 AM

Data in this report are provisional and subject to change.

The numbers in the table below represent the number of Florida and non-Florida residents for whom test results were received by the Department of Health. A person can be tested by more than one laboratory and can have both positive and negative results. **Therefore, the sum of the numbers in each column will be larger than the total number of people tested.**

Reporting lab	Inconclusive	Negative	Positive	Percent positive	Total
HOLYCROSS URGENT CARE AND IMAGING CENTER		1			1
PEDIATRIC URGENT CARE CENTR OF FORT WORTH-LA GRAN			1	100%	1
DOCTOR TODAY URGENT CARE			1	100%	1
Kroger 57 - The Little Clinic Jay C Charlestown		1			1
HAYS CLINICAL LAB			1	100%	1
INTERMOUNTAIN HEALTHCARE LABORATORY SERVICES			1	100%	1
APPLECARE URGENT CARE KINGSLAND			1	100%	1
PROGRESSIVE MEDICAL LAB LLC			1	100%	1
BETHESDA HEALTH PHYSICIANS GROUP		1			1
MARTINSVILLE HEALTH AND REHAB			1	100%	1
CVS NE8626POCT LINCOLN		1			1
TRUECARE24			1	100%	1
COLUMBUS REGIONAL HOSPITAL			1	100%	1
LAKE MARY OPTUM FLORIDA			1	100%	1
ARBOR DIAGNOSTICS, INC		1			1
CVS OH6153POCT COLUMBUS		1			1
Kroger 670 - The Little Clinic Dawson Forest Rd & Hwy 19		1			1
Medilodge of Kalamazoo		1			1
CENTRAL FLA PEDIATRIC URGENT CARE LLC		1			1
HIBISCUS COURT			1	100%	1
MCLEOD MEMORIAL HOSPITAL CLARENDON			1	100%	1
OAK HAVEN REHAB AND NURSING CENTER			1	100%	1
MEA PRIMARY CARE PLUS BYRAM			1	100%	1
MAYO CLINIC OUTPATIENT DIALYSIS CENTER			1	100%	1
EXCEPTIONAL EMERGENCY CENTER			1	100%	1
WARREN GENERAL HOSPITAL			1	100%	1
Walgreens #10988		1			1
ELATION HEALTH		1			1
AML DIAGNOSTICS- ADV TESTING IN METABOLIC MEDICINE			1	100%	1
CVS M08595POCT RAYMORE		1			1
DONALSONVILLE HOSPITAL			1	100%	1
PCR DIAGNOSTICS			1	100%	1
WALK IN FAMILY MEDICINE CENTER			1	100%	1
INNOVATIVE CARE PARTNERS PLLC			1	100%	1
Fargo VA Healthcare System		1			1
KINGMAN REGIONAL MEDICAL CENTER			1	100%	1
Kroger 447 - The Little Clinic Lebanon		1			1
Vi at Aventura		1			1
NORTH BREVARD CHILDRENS MEDICAL CENTER			1	100%	1
CVS NV9586POCT RENO		1			1
LABORATORIO MEDICO CENTRAL CONDOMINO MD			1	100%	1
Terrace Glen Village		1			1
Michigan Masonic Home		1			1
MEDEX CLINIC LLC			1	100%	1
BAPTIST HOSPITAL FAMILY MEDICINE TIGER POINT			1	100%	1
Kingston of Ashland		1			1

COVID-19: testing by laboratory

Data through May 6, 2021 verified as of May 7, 2021 at 09:25 AM

Data in this report are provisional and subject to change.

The numbers in the table below represent the number of Florida and non-Florida residents for whom test results were received by the Department of Health. A person can be tested by more than one laboratory and can have both positive and negative results. **Therefore, the sum of the numbers in each column will be larger than the total number of people tested.**

Reporting lab	Inconclusive	Negative	Positive	Percent positive	Total
MEDICAL SPECIALISTS OF THE PALM BEACHES INC			1	100%	1
ACUPATH LABORATORIES INC			1	100%	1
CHATEAU TERREBONNE HEALTH CARE		1			1
BAPTIST ASI			1	100%	1
FRESENIUS SOUTH FORT MYERS		1			1
TRADITIONAL MEDICINE CENTER			1	100%	1
ALLIANCE MD DIRECT PRIMARY CARE			1	100%	1
REEVES COUNTY HOSPITAL DISTRICT			1	100%	1
DIRECT PRIMARY CARE OF BURLESON			1	100%	1
MGH DEPARTMENT OF PATHOLOGY			1	100%	1
CVS IN6536POCT KOKOMO		1			1
GULF COAST VILLAGE HOME HEALTH INC			1	100%	1
CAMBRIDGE HEALTH ALLIANCE			1	100%	1
PARRISH MEDICAL GROUP			1	100%	1
FAMILY & INTERNAL MEDICINE CENTER		1			1
NEW HANOVER REGIONAL MEDICAL CENTER			1	100%	1
SGMC- SMITH NORTHVIEW CAMPUS			1	100%	1
FRESENIUS KIDNEY CARE - BOCA RATON			1	100%	1
NEMOURS CHILDREN HOSPITAL			1	100%	1
PROVIDENCE ST. PATRICK HOSPITAL			1	100%	1
CONCENTRA - TAMPA EAST		1			1
PHYSICIANS PRIMARY CARE LEHIGH PEDS			1	100%	1
Good Samaritan Society - Mountian Lake		1			1
LAKE MARY DIALYSIS			1	100%	1
CYPRESS VILLAGE REHAB CENTER		1			1
Luling Living Center		1			1
Advanced Health Care of St. George		1			1
ADVENTHEALTH DURAND			1	100%	1
WALGREENS #12624		1			1
NHC Sequatchie		1			1
GIFFORD MEMORIAL HOSPITAL		1			1
NONA MEDICAL ARTS		1			1
UNIVERISTY HOSPITAL			1	100%	1
AVANTARA REDFIELD		1			1
LEELANAU OPCO, LLC		1			1
DIAGNOSTIC GROUP INTEGRATED HEALTHCARE			1	100%	1
SANTA MONICA FERTILITY			1	100%	1
ST. LUKE'S HOSPITAL			1	100%	1
MANCHESTER COMMONS		1			1
GUIDEWELL SANITAS			1	100%	1
OHIOHEALTH URGENT CARE			1	100%	1
ADVENTHEALTH MEDICAL GROUP SENIOR HEALTH AT			1	100%	1
BLESSINGS MEDICAL CLINIC, THE			1	100%	1
CHRISTUS GOOD SHEPHERD MEDICAL CENTER			1	100%	1
Integrity Healthcare of Carbondale			1	100%	1
CVS AZ69POCT PEORIA		1			1

COVID-19: testing by laboratory

Data through May 6, 2021 verified as of May 7, 2021 at 09:25 AM

Data in this report are provisional and subject to change.

The numbers in the table below represent the number of Florida and non-Florida residents for whom test results were received by the Department of Health. A person can be tested by more than one laboratory and can have both positive and negative results. **Therefore, the sum of the numbers in each column will be larger than the total number of people tested.**

Reporting lab	Inconclusive	Negative	Positive	Percent positive	Total
HILLSBORO MEDICAL CENTER MAIN LABORATO		1			1
AHSC ADVENTHEALTH WELL 65 PLUS		1			1
Heartland of Perrysburg		1			1
LAURELS OF ATHENS, THE		1			1
SOUTH SEMINOLE HOSPITAL POCT			1	100%	1
SUNCOAST FAMILY MEDICAL ASSOCIATES			1	100%	1
CENTRAL FLORIDA HEALTH CARE, INC			1	100%	1
INTERFAITH MEDICAL CENTER		1			1
ORANGETOWN PEDIATRICS ASSOCIATES		1			1
Pontotoc Health and Rehab		1			1
LAKEVIEW REGIONAL HOSPITAL			1	100%	1
WVU MEDICINE AT SUNCREST TOWNE CENTRE			1	100%	1
SUMMIT COUNTY PUBLIC HEALTH DEPARTMENT			1	100%	1
CHC SOUTHWEST FLORIDA LAB-LIVE			1	100%	1
The Jordan Center		1			1
NORTHWEST TEXAS HEALTHCARE SYSTEM,INC			1	100%	1
CENTRAL FLORIDA ADULT MEDICINE		1			1
WILSON FAMILY MEDICINE LLC		1			1
Parkview Care Center			1	100%	1
ST. PETERSBURG PEDIATRICS-SEMINOLE			1	100%	1
NEVADA RURAL HOUSING AUTHORITY			1	100%	1
LADY OF THE SEA HOSPITAL LAB			1	100%	1
PALACE CARE AND REHAB		1			1
MDS PHARMA SERVICES		1			1
WILLOWBROOKE COURT AT MATTHEWS GLEN		1			1
WESLEY CHAPEL INTERNAL MEDICINE AND PEDIATRICS PA			1	100%	1
FLORIDA EPIDEMIOLOGY PROGRAM			1	100%	1
Lemont Nursing and Rehab Center			1	100%	1
Livingston County Center for Nursing and Rehabilitation		1			1
CHILDREN'S NATIONAL MEDICAL CENTER			1	100%	1
HAWKEYE CARE CENTER DUBUQUE		1			1
ROSE HAVEN NURSING CENTER		1			1
PRIORITY CARE LLC			1	100%	1
IMA MEDICAL CENTER OF SOUTH WEST ORLANDO			1	100%	1
SUNCOAST RESEARCH GROUP LLC			1	100%	1
ORMC-ARDEN/EOI			1	100%	1
Kroger 629 - The Little Clinic Cartersville, GA Hwy 41		1			1
SIPERSTEIN DERMATOLOGY LLC			1	100%	1
BLACK SHEEP MEDICAL			1	100%	1
KETAMINE HEALTH CENTERS OF WEST PALM BEACH LLC		1			1
Aristacare at Cedar Oaks		1			1
VA ST LOUIS HEALTH CARE SYSTEM			1	100%	1
COSTAMED GRUPO MEDICO			1	100%	1
JOHN D. ARCHBOLD MEMORIAL HOSPITAL			1	100%	1
Ozark Health and Rehabilitation, LLC		1			1
Court House Center		1			1

COVID-19: testing by laboratory

Data through May 6, 2021 verified as of May 7, 2021 at 09:25 AM

Data in this report are provisional and subject to change.

The numbers in the table below represent the number of Florida and non-Florida residents for whom test results were received by the Department of Health. A person can be tested by more than one laboratory and can have both positive and negative results. **Therefore, the sum of the numbers in each column will be larger than the total number of people tested.**

Reporting lab	Inconclusive	Negative	Positive	Percent positive	Total
Davie Nursing & Rehabilitation Center		1			1
Senior Rehab & Recovery Center at Limestone Health Facility		1			1
Walgreens #5914		1			1
PHYSICIANS URGENT CARE			1	100%	1
PEDIATRIC ASSOCIATES - DORAL			1	100%	1
HARDEE COUNTY FIRE RESCUE		1			1
DEERFIELD BEACH REHABILITATION AND NURSING			1	100%	1
SYNERGY DIALYSIS INC			1	100%	1
SILVERMAN			1	100%	1
CARDIOLOGY AND FITNESS MEDICINE		1			1
UMASS MEMORIAL/MARLBORO HOSPITAL			1	100%	1
WALGREENS PHOENIX		1			1
AAA MEDICAL TESTING			1	100%	1
ALWAYS BEST CARE HOME HEALTH AGENCY			1	100%	1
HEALTH CLINIC, THE		1			1
ALL PEDIATRIC CARE PA			1	100%	1
LEE HEALTH KIDS URGENT CARE		1			1
Encompass Health Rehab Hosp Harmarville		1			1
Ramsey Village		1			1
Central Park Healthcare & Rehabilitation Center		1			1
Autumn Care of Suffolk		1			1
Rockcastle Health and Rehab		1			1
ASUNCION HOME HEALTH CARE CORP			1	100%	1
ERLANGER WESTERN CAROLINA HOSPITAL			1	100%	1
CAMAI COMMUNITY HEALTH CENTER, INC			1	100%	1
Chestnut Ridge Nursing & Rehab		1			1
FLORIDA HOSPITAL LAB			1	100%	1
MEDICAL CENTER OF TRINITY - MOB		1			1
HEALTH CONSERVATION, INC		1			1
SANTA BARABARA ALF LLC (THE WINDSOR)			1	100%	1
BAPTIST HEALTH SURGERY CENTER			1	100%	1
ALPHA 1 ANTITRYPSIN RESEARCH PROGRAM			1	100%	1
Excel Care Center			1	100%	1
WW Chem Auto SS			1	100%	1
COMMUNITY MEMORIAL HOSPITAL		1			1
QC LABORATORY			1	100%	1
ARKANSAS PUBLIC HEALTH LABORATORY		1			1
FLORIDA MEDICAL CLINIC PA GI			1	100%	1
SKYRIDGE CLINICAL ASSOCIATES		1			1
DILELLA			1	100%	1
SUMMIT LABORATORY			1	100%	1
LAKE WALES DIALYSIS CENTER			1	100%	1
MEDSTOP PHARMACY			1	100%	1
Kroger 379 - The Little Clinic Stony Brook		1			1
PRIMARY CARE SERVICES AT WESTMINSTER V		1			1
MARTIN HEALTH PHYSICIAN GROUP			1	100%	1

COVID-19: testing by laboratory

Data through May 6, 2021 verified as of May 7, 2021 at 09:25 AM

Data in this report are provisional and subject to change.

The numbers in the table below represent the number of Florida and non-Florida residents for whom test results were received by the Department of Health. A person can be tested by more than one laboratory and can have both positive and negative results. **Therefore, the sum of the numbers in each column will be larger than the total number of people tested.**

Reporting lab	Inconclusive	Negative	Positive	Percent positive	Total
PASTEUR MEDICAL CENTER LLC		1			1
CVS MA1238POCT MEDFIELD		1			1
MAIN LAB			1	100%	1
SOUTHEAST HEALTH WESTGATE CLINIC			1	100%	1
JACKSONVILLE HEALTH & REHAB		1			1
BL DIAGNOSTICS LLC			1	100%	1
SONNI'S PEDIATRICS			1	100%	1
ISLANDS ASSISTED LIVING FACILITY,THE			1	100%	1
NORTH BROWARD MEDICAL CENTER			1	100%	1
MOUNT SINAI COMPREHENSIVE CANCER CENTER			1	100%	1
WINNIFRED ASSISTED LIVING FACILITY INC		1			1
ALLIED PHYSICIANS GROUP		1			1
USC VERDUGO HILLS HOSPITAL			1	100%	1
EXPRESS CARE OF OCALA			1	100%	1
SARHA DOCTORS CENTER			1	100%	1
EAGLE COUNTY HEALTH AND HUMAN SERVICES			1	100%	1
STONESPRINGS HOSPITAL CENTER			1	100%	1
SEGAL INSTITUTE FOR CLINICAL RESEARCH INC			1	100%	1
WYOMING COUNTY DEPARTMENT OF HEALTH		1			1
MERCYONE DES MOINES MEDICAL CENTER			1	100%	1
SCHUYLER HOSPITAL		1			1
BOCA RATON REGIONAL HOSPITAL		1			1
Heritage Health of Peru			1	100%	1
COVENANT HEALTH		1			1
			1	100%	1
UNIVERSITY OF WASHINGTON DEPT OF LAB MEDICINE			1	100%	1
ASSOCIATESMD			1	100%	1
UFHEALTH			1	100%	1
KROGER 915 - THE LITTLE CLINIC ANDERSON			1	100%	1
PRIMEX CLINICAL LABORATORIES INC			1	100%	1
NORTH MIAMI BEACH SURGICAL CENTER			1	100%	1
GATEWAY HEALTHCARE, PC			1	100%	1
APPLECARE URGENT CARE			1	100%	1
POMPANO BEACH ARTIFICIAL KIDNEY CENTER			1	100%	1
CARE ADVANTAGE			1	100%	1
MEDICAL UNIVERSITY OF SOUTH CAROLINA			1	100%	1
PM PEDIATRICS PC			1	100%	1
DR BAWA AND ASSOCIATES			1	100%	1
LOWER KEYS COMMUNITY HEALTH CENTER			1	100%	1
Walgreens #3049		1			1
Crowne Health Care of Eufaula		1			1
BROOKS REHAB			1	100%	1
NORTH COUNTY MEDICAL LAB			1	100%	1
ARLINGTON ADULT RESIDENTIAL FACILITY, INC			1	100%	1
HYDE PARK MEDICAL CENTER		1			1
Kroger 518 - The Little Clinic Hermitage		1			1

COVID-19: testing by laboratory

Data through May 6, 2021 verified as of May 7, 2021 at 09:25 AM

Data in this report are provisional and subject to change.

The numbers in the table below represent the number of Florida and non-Florida residents for whom test results were received by the Department of Health. A person can be tested by more than one laboratory and can have both positive and negative results. **Therefore, the sum of the numbers in each column will be larger than the total number of people tested.**

Reporting lab	Inconclusive	Negative	Positive	Percent positive	Total
Wrightsville Manor Health and Rehab		1			1
NOORANI MEDICAL CENTER LLC			1	100%	1
TARRANT MEDICAL ASSOCIATES			1	100%	1
ANDREWS INSTITUTE AMBULATORY SURGERY CENTER		1			1
DEL PRADO MEDICAL CENTER, INC		1			1
Kroger 524 - The Little Clinic Iron Bridge Road		1			1
OPCO LLC LEGACY NURSING AND REHABILITA		1			1
PORTSMOUTH REG. HOSPITAL			1	100%	1
ENCOMPASS HEALTH REHABILITATION HOSPITAL OF UTAH		1			1
MEDONE URGENT CARE			1	100%	1
Victory Health and Rehabilitation			1	100%	1
MEDCOR AT ROYAL CARIBBEAN			1	100%	1
GOOD SAMARITAN SOCIETY - DE SMET		1			1
BUENA VENTURA LAKES DIALYSIS			1	100%	1
Kroger 368 - The Little Clinic Frankfort West		1			1
SUNCOAST BEHAVIORAL HEALTH CENTER			1	100%	1
BELMONT VILLAGE AT JOHNS CREEK		1			1
SANFORD HOME		1			1
ADVENTHEALTH WOUND CARE CENTER			1	100%	1
CONSOLIDATED			1	100%	1
CORDOVA FAMILY PRACTICE			1	100%	1
CAPE CORAL HOSPITAL NURSING			1	100%	1
SPINE & PAIN CONSULTANT PLLC		1			1
URGENT 202 COX CREEK PKWY		1			1
EMERSON HOSPITAL LABORATORY			1	100%	1
UF HEALTH FAMILY MEDICINE-GOODBYS CREEK			1	100%	1
BROWARD MEDICAL LAB			1	100%	1
Walgreens #11854			1	100%	1
PHYSICIANS LAB INC			1	100%	1
PHYSICIAN ASSOCIATES, LLC			1	100%	1
INTERIM HHA OF ST AUGUSTINE INC		1			1
ORMOND MEDICAL ARTS FAMILY PRACTICE PL			1	100%	1
Vista Park			1	100%	1
FIRSTCARE MEDICAL CENTER			1	100%	1
HEALTHALLIANCE HOSPITAL LABORATORY		1			1
COLLINS NURSING HOME		1			1
LiveWell		1			1
KIDZ FAMILY CARE			1	100%	1
INHEALTH LIFE SCIENCES LLC			1	100%	1
Greenhaven Health and Rehabilitation		1			1
Hillside Manor Rehabilitation and Extended Care Center		1			1
WALGREENS #01398			1	100%	1
GRAND VIEW HOSPITAL			1	100%	1
Imperial Healthcare Centre			1	100%	1
Valley Center (WV)			1	100%	1
PRIMARY CARE & PEDIATRICS - SHEPHERSTOWN		1			1

COVID-19: testing by laboratory

Data through May 6, 2021 verified as of May 7, 2021 at 09:25 AM

Data in this report are provisional and subject to change.

The numbers in the table below represent the number of Florida and non-Florida residents for whom test results were received by the Department of Health. A person can be tested by more than one laboratory and can have both positive and negative results. **Therefore, the sum of the numbers in each column will be larger than the total number of people tested.**

Reporting lab	Inconclusive	Negative	Positive	Percent positive	Total
TIMPANOGOS REGIONAL HOSPITAL			1	100%	1
MCKENZIE COUNTY HEALTHCARE SYSTEMS LABORATORY			1	100%	1
AURORA CONSOLIDATED LABORATORY			1	100%	1
Chatsworth Health Care		1			1
Kroger 705 - The Little Clinic Richmond		1			1
The Center at Centennial			1	100%	1
ALLEGANY COUNTY DEPARTMENT OF HEALTH		1			1
SHAMRA MEDICAL LABORATORY			1	100%	1
KIDSVILLE PEDIATRICS III PA			1	100%	1
ST GERARD'S COMMUNITY OF CARE		1			1
BRIAN C GRINER MD LLC			1	100%	1
CLEMENT MANOR HEALTH CENTER		1			1
MOUNT SINAI MEDICAL CENTER OF FLORIDA INC			1	100%	1
CSL PLASMA LAB			1	100%	1
PRIMARY AND URGENT CARE			1	100%	1
OAKWOOD HOSPITAL - DEARBORN LAB			1	100%	1
WALGREENS MARATHON			1	100%	1
HEALTHCARE FOR THE HOMELESS			1	100%	1
INFECTION CONTROL DEPT			1	100%	1
Oakland Nursing and Rehabilitation Center		1			1
APPLECARE URGENT CARE JESUP			1	100%	1
NEXT LEVEL URGENT CARE (WOODLANDS)			1	100%	1
MCH PHYSICIANS GROUP			1	100%	1
BAPTIST EMERGENCY HOSPITAL - KELLY			1	100%	1
INTERNAL MEDICINE ASSOCIATES		1			1
CARING PROFESSIONAL HEALTH CARE LLC		1			1
Kroger 894 - The Little Clinic NEC		1			1
SENCARE MANAGEMENT		1			1
VA COMMUNITY BASED CLINIC - LAKE CITY			1	100%	1
SUSAN F WILLIAMS MD PA			1	100%	1
Willowbrooke Court at Normandy Farms Estates		1			1
TAYLOR COUNTY HEALTH DEPARTMENT			1	100%	1
FASTMED - LAKEWAY			1	100%	1
HAWAII DEPARTMENT OF HEALTH LAB			1	100%	1
CVS IL7142POCT LOCKPORT		1			1
SEASONS HOSPICE AND PALLIATIVE CARE OF			1	100%	1
COURTLAND TERRACE		1			1
CVS / PHARMACY #10794			1	100%	1
CONWAY - SHERWOOD URGENT CARE			1	100%	1
Walgreens #12153		1			1
PATIENT FIRST - NEWTOWN ROAD			1	100%	1
Elderwood at Williamsville		1			1
SC-GA2018 SIMPSONVILLE REHABILITATION		1			1
TUNIS STREET GROUP HOME		1			1
Heritage Inn Health and Rehabilitation		1			1
NORTHSIDE HOSPITAL GWINNETT		1			1

COVID-19: testing by laboratory

Data through May 6, 2021 verified as of May 7, 2021 at 09:25 AM

Data in this report are provisional and subject to change.

The numbers in the table below represent the number of Florida and non-Florida residents for whom test results were received by the Department of Health. A person can be tested by more than one laboratory and can have both positive and negative results. **Therefore, the sum of the numbers in each column will be larger than the total number of people tested.**

Reporting lab	Inconclusive	Negative	Positive	Percent positive	Total
THE EMORY CLINIC			1	100%	1
WALGREENS #09456		1			1
PANCARE HEALTH - NORTHSIDE ELEMENTARY			1	100%	1
A.G. Rhodes		1			1
SHAH			1	100%	1
PLEASANT RIDGE MANOR WEST		1			1
MAYO CLINICAL LABORATORIES		1			1
FLAGLER COUNTY BOARD OF COUNTY COMMISSIONERS			1	100%	1
CVS IL2297652CV CHICAGO		1			1
SEMA4			1	100%	1
ANSWERS RESOURCE FACILITY		1			1
Grangeville Health and Rehab		1			1
UNIVERSITY OF IOWA HOSPITALS & CLINICS			1	100%	1
SKY RIDGE MEDICAL CENTER - MICRO			1	100%	1
THE MEDICAL CENTER AT BOWLING GREEN			1	100%	1
CAREAGE PLASTIC SURGERY			1	100%	1
RICHMOND MEDICAL CENTER FOR WOMEN		1			1
BOTTINEAU GOOD SAMARITAN CENTER		1			1
PATIENT FIRST - WOODBURY		1			1
Erwin Health Care Center		1			1
ENCOMPASS HEALTH REHAB HOSP TOMS RIVER		1			1
HILLVIEW TERRACE			1	100%	1
Diversicare of Smyrna		1			1
GIBSON AREA PRIMARY CARE			1	100%	1
Canandaigua VAMC		1			1
GATEWAY FAMILY HEALTH CLINIC			1	100%	1
URGENT CARE OF COASTAL GEORGIA			1	100%	1
GEORGE WASHINGTON UNIVERSITY HOSPITAL			1	100%	1
LINK PHARMACY LLC		1			1
PHYSICIANS IMMEDIATE CARE			1	100%	1
WINTER HAVEN DIALYSIS		1			1
PALM SPRINGS GENERAL HOSPITAL			1	100%	1
PALM COTTAGE OPERATOR LLC			1	100%	1
ORCHARD PARK HEALTH CARE AND REHABILITATION CENTER		1			1
LIFE CARE CENTER OF GWINNETT		1			1
OPTI MED PHARMACY		1			1
FOUR FREEDOMS DIALYSIS			1	100%	1
AUSTIN URGENT CARE			1	100%	1
LOURDES URGENT CARE			1	100%	1
URGENT CARE NORTHWEST		1			1
Kroger 433 - The Little Clinic Atoka		1			1
HOSPICE OF MARION COUNTY INC			1	100%	1
JOHNSON & JOHNSON VISION CARE-VISTAKON			1	100%	1
OPTUM MEDICAL CLINIC IN ROCKRIMMON			1	100%	1
PM PEDIATRICS OF VIRGINIA			1	100%	1
SUMMIT HEALTHCARE REGIONAL MEDICAL		1			1

COVID-19: testing by laboratory

Data through May 6, 2021 verified as of May 7, 2021 at 09:25 AM

Data in this report are provisional and subject to change.

The numbers in the table below represent the number of Florida and non-Florida residents for whom test results were received by the Department of Health. A person can be tested by more than one laboratory and can have both positive and negative results. **Therefore, the sum of the numbers in each column will be larger than the total number of people tested.**

Reporting lab	Inconclusive	Negative	Positive	Percent positive	Total
Bivins Pointe			1	100%	1
CLEVELAND CLINIC OHIO LABORATORIES			1	100%	1
HENRY FORD HOSPITAL			1	100%	1
FRESENIUS KIDNEY CARE OCALA			1	100%	1
Kroger 682 - The Little Clinic New Holland Market			1	100%	1
CHILDREN'S MEMORIAL HOSPITAL			1	100%	1
CVS SC4288POCT ROCK HILL			1	100%	1
PEDIATRIC PARTNERS			1	100%	1
PUTNAM CO HOSPITAL-D/B/A ASBURY TOWERS		1			1
FLORIDA FAMILY LABORATORY		1			1
NEMOUR'S CHILDREN'S CLINIC			1	100%	1
Crowne Health Care of Thomasville		1			1
El Paso Health Care Center			1	100%	1
Encompass Health Rehab Hosp Salisbury		1			1
STANDIFER PLACE		1			1
WY RETIREMENT CENTER		1			1
INTEGRATED GENETICS SEQUENOM		1			1
EILEEN TURBESSI MD PA		1			1
PATHLAB SERVICES			1	100%	1
HOSPITAL SISTERS HEALTH SYSTEM (HSHS)			1	100%	1
PARKVIEW REGIONAL MEDICAL CENTER			1	100%	1
PALMETTO PRIMARY CARE PHYSICIANS			1	100%	1
POETS WALK SARASOTA			1	100%	1
CARENOW-MONTGOMERY			1	100%	1
CVS AZ10529POCT SCOTTSDALE		1			1
UNIVERSAL DIAGNOSTICS LABORATORIES			1	100%	1
APACHE HEALTH CENTER			1	100%	1
Kroger 682 - The Little Clinic Combs and Gantzel		1			1
FREEPORT ER DOX URGENT CARE		1			1
OCALA RKC EAST HEMO #1			1	100%	1
ST JUDE CARE CENTER		1			1
Newton Wellesley Center for Alzheimer's Care		1			1
WALGREENS #12322		1			1
LANTANA HC LAB			1	100%	1
SHANNON CLARK OD, PA			1	100%	1
SHRIVERS PHARMACY AND WELLNESS CENTER			1	100%	1
Valley View Health and Rehabilitation, LLC		1			1
STITCHES ACUTE CARE CENTER OF CHEYENNE			1	100%	1
SSC NASHVILLE OPERATING CO LLC D/B/A		1			1
GOLDING-GRANADO MEDICAL ASSOCIATES		1			1
Walgreens #11724		1			1
ADVANCED CARDIOVASCULAR DIAGNOSTICS PL		1			1
CONVENIENT URGENT CARE			1	100%	1
HEALTH FIRST HOME CARE		1			1
WESLEY MEDICAL CENTER			1	100%	1
FRESENIUS KIDNEY CARE OF CLERMONT WEST			1	100%	1

COVID-19: testing by laboratory

Data through May 6, 2021 verified as of May 7, 2021 at 09:25 AM

Data in this report are provisional and subject to change.

The numbers in the table below represent the number of Florida and non-Florida residents for whom test results were received by the Department of Health. A person can be tested by more than one laboratory and can have both positive and negative results. **Therefore, the sum of the numbers in each column will be larger than the total number of people tested.**

Reporting lab	Inconclusive	Negative	Positive	Percent positive	Total
FLORHAM PARK ENDOSCOPY CENTER		1			1
RAYMOND F CARON MD			1	100%	1
Mayfair Village Nursing Care Center		1			1
MEDEXPRESS NORTHSIDE			1	100%	1
CHILDREN'S CLINIC			1	100%	1
WINCHESTER URGENT CARE, PC		1			1
ST LUKE'S CORNWALL HOSPITAL N			1	100%	1
PHOEBE HOME INC		1			1
SOUTHEAST MISSOURI HOSPITAL		1			1
Trucare Living Centers - Columbus		1			1
SHADY GROVE ADVENTIST HOSPITAL			1	100%	1
STERLING HOUSE OF PORT ORANGE		1			1
Broomall Manor		1			1
Lexington Medical Center Extended Care		1			1
Coos County Nursing Home		1			1
AUTUMN HOUSE			1	100%	1
Fulton County Medical Center Long Term Care			1	100%	1
LAKE LURE HEALTH CENTER			1	100%	1
Kingston Care Center of Fort Wayne		1			1
MALUHIA		1			1
TANNER CLINIC			1	100%	1
BSA PHYSICIANS GROUP, INC D/B/A BSA FAMILY MEDICAL			1	100%	1
WALGREENS #10308		1			1
Alden North Shore			1	100%	1
CARENOW MURFREESBORO MEDICAL CENTER PK		1			1
METRO HEALTH HOSPITAL LABORATORY		1			1
EXPRESS WALK IN MEDICAL CENTER			1	100%	1
ST CATHERINE HOSPITAL LABORATORY			1	100%	1
BOCA CIEGA CENTER			1	100%	1
ST. LUKES HOSPITAL			1	100%	1
REDSTONE REHABILITATION & NURSING CENT		1			1
WALGREENS #15291		1			1
Sarah A. Todd Memorial Home		1			1
ORANGE PEDIATRICS PA			1	100%	1
SYCAMORE MEDICAL CENTER-KETTERING HEALTH NETWORK			1	100%	1
TREASURE COAST COMMUNITY HEALTH INC			1	100%	1
ELMCROFT OF TIMBERLIN PARC			1	100%	1
Lopatcong Center		1			1
ACCURATE HEALTH SERVICES CORP			1	100%	1
OKLAHOMA BLOOD INSTITUTE			1	100%	1
MEDICAL CLINIC OF HOUSTON			1	100%	1
LEHIGH REGIONAL WOUND CENTER			1	100%	1
GARDEN VIEW CARE CENTER		1			1
CENTRAL JERSEY URGENT CARE OF GREEN BR		1			1
ALDEN PHARMACY		1			1
SOUTHWOOD NURSING & RETIREMENT CENTER		1			1

COVID-19: testing by laboratory

Data through May 6, 2021 verified as of May 7, 2021 at 09:25 AM

Data in this report are provisional and subject to change.

The numbers in the table below represent the number of Florida and non-Florida residents for whom test results were received by the Department of Health. A person can be tested by more than one laboratory and can have both positive and negative results. **Therefore, the sum of the numbers in each column will be larger than the total number of people tested.**

Reporting lab	Inconclusive	Negative	Positive	Percent positive	Total
PEACE HEALTH FAMILY MEDICINE AT 87TH AVE		1			1
STEPHENS COUNTY HOSPITAL			1	100%	1
HCR-ManorCare			1	100%	1
Alaska Domiciliary Care for Homeless Veterans		1			1
BAPTIST MEDICAL PLAZA AT WESTCHESTER			1	100%	1
NYU LANGONE AMBULATORY CARE LAKE SUCCE		1			1
FLORIDA CLINICAL RESEARCH CENTER, LLC			1	100%	1
COUNTY OF HAMILTON			1	100%	1
LAKE VISTA DIALYSIS			1	100%	1
ST JOHNS MEDICAL CENTER		1			1
Eddy Memorial Geriatric Center		1			1
SOUTHWOOD HEALTHCARE CENTER		1			1
Kroger 481 - The Little Clinic Houston Levee		1			1
LOVELACE WOMEN'S HOSPITAL		1			1
PARK LANE NURSING HOME		1			1
CROZER-CHESTER MEDICAL CENTER			1	100%	1
HEALTH PLUS SUNRISE MEDICAL OFFICE			1	100%	1
FHPG INTERNAL MEDICINE OF BRANDON			1	100%	1
MED CHOICE CENTER OF NORTH MIAMI			1	100%	1
FLAGLER PROFESSIONAL HEALTH CARE SERVICES INC		1			1
Iosco County Medical Care Facility		1			1
INTERNAL MEDICINE,SCOTTS VALLEY OFFICE, PALO ALTO MEDICAL FOUNDATION			1	100%	1
Kroger 970 - The Little Clinic Westfield			1	100%	1
The Evangelical Lutheran Good Samaritan Society Prescott Village		1			1
VA Healthcare Center- Newburg		1			1
Carrollton Manor Inc		1			1
SUPERKIDS PEDIATRICS			1	100%	1
OCEANVIEW NURSING AND REHABILITAION CENTER			1	100%	1
CVS MA1121POCT WESTFORD		1			1
NF Escambia, LLC DBA Olive BranchHealth and Rehabilaitaion Center			1	100%	1
ADVANCED CARDIOVASCULAR DIAGNOSTICS OF FL			1	100%	1
RIVERSIDE MEDICAL CENTER		1			1
BEAUMONT URGENT CARE		1			1
Glen Oaks Health and REhabilitation		1			1
CVS AZ3264POCT PHOENIX			1	100%	1
THE GROVE HEALTH AND REHAB			1	100%	1
Eger Health Care and Rehabilitation Center		1			1
TENNOVA ER - SANGO			1	100%	1
MAGGY PHARMACY INC		1			1
WALGREENS #15369		1			1
KIDS HEALTH ALLIANCE PA			1	100%	1
EXCEL URGENT CARE OF NJ			1	100%	1
PHYSICIANS PREMIER ER- BASTROP			1	100%	1
PUTNAM COUNTY PUBLIC HEALTH UNIT WIC		1			1
STUDENT HEALTH CENTER			1	100%	1
CUSTOM SCRIPTS PHARMACY		1			1

COVID-19: testing by laboratory

Data through May 6, 2021 verified as of May 7, 2021 at 09:25 AM

Data in this report are provisional and subject to change.

The numbers in the table below represent the number of Florida and non-Florida residents for whom test results were received by the Department of Health. A person can be tested by more than one laboratory and can have both positive and negative results. **Therefore, the sum of the numbers in each column will be larger than the total number of people tested.**

Reporting lab	Inconclusive	Negative	Positive	Percent positive	Total
SHP WESTCHESTER LLC		1			1
HERNANDO COUNTY HEALTH DEPT			1	100%	1
DIGNITY HEALTH GOHEALTH		1			1
Ladera Center		1			1
WELL KEY URGENT CARE MARYVILLE		1			1
Saint Joseph Living Center		1			1
CAREMOUNT MEDICAL PC		1			1
VIRGINIA UROLOGY		1			1
OXY-GENLAB			1	100%	1
Elm Crest Senior Living Community		1			1
CORRY MEMORIAL HOSPITAL			1	100%	1
BOLLES SCHOOL, THE			1	100%	1
WINDMOOR HEALTHCARE			1	100%	1
GOOD SHEPHERD HOSPICE INC			1	100%	1
PARK AVENUE MEDICAL PROFESSIONALS		1			1
CVS MA714OPOCT WESTPORT		1			1
SOUTH FLORIDA URGENT CARE CENTERS, LLC			1	100%	1
FIU HEALTH CARE CENTER			1	100%	1
WALKIN MEDICAL URGENT CARE,NEW CITY			1	100%	1
RYE BEACH PHARMACY INC		1			1
Kroger 359 - The Little Clinic Bellevue		1			1
CENTRAL FLORIDA MEDICAL CARE			1	100%	1
COVE AT THE MARBELLA,THE			1	100%	1
WALGREENS #06025		1			1
USA Healthcare LTC, LLC - Folsom Center for Rehabilitation & Healthca		1			1
SOUTHWEST REGIONAL PCR LABORATORY			1	100%	1
FLORIDA DEPARTMENT OF HEALTH PALM BEACH COUNTY			1	100%	1
CAH ACQUISITION COMPANY 11 LLC			1	100%	1
CLAYTON NURSING AND REHABILITATION		1			1
SV MOBILE HEALTH			1	100%	1
ASCARATE DIALYSIS			1	100%	1
CVS M08564POCT INDEPENDENCE		1			1
LUMICO LIFE INSURANCE COMPANY		1			1
EPIC CARE PHARMACY		1			1
Parkwood Healthcare Facility		1			1
GENVIEW DIAGNOSIS INC			1	100%	1
PLANTATION DIALYSIS			1	100%	1
MID-FLORIDA CANCER CENTERS		1			1
Westminster Canterbury Richmond		1			1
KINGWOOD EMERGENCY CENTER			1	100%	1
JACK M MATHENY II MD			1	100%	1
WALGREENS CP		1			1
Gulf Coast health and Rehabilitation, LLC		1			1
C V S / PHARMACY #4396		1			1
STEWART FLORIDA ALF, INC			1	100%	1
PUBLIX PHARMACY #1488		1			1

COVID-19: testing by laboratory

Data through May 6, 2021 verified as of May 7, 2021 at 09:25 AM

Data in this report are provisional and subject to change.

The numbers in the table below represent the number of Florida and non-Florida residents for whom test results were received by the Department of Health. A person can be tested by more than one laboratory and can have both positive and negative results. **Therefore, the sum of the numbers in each column will be larger than the total number of people tested.**

Reporting lab	Inconclusive	Negative	Positive	Percent positive	Total
SALTZER URGENT CARE			1	100%	1
Walgreens #3661		1			1
Lenbrook		1			1
CVS IL5822POCT MOKENA		1			1
COMMUNITY			1	100%	1
Kroger - KRO62000426			1	100%	1
Medicalodges Neosho			1	100%	1
BEST CARE COMMUNITY AND FAMILY HEALTH CENTER INC			1	100%	1
SPACE COAST COMMUNITY PHARMACY			1	100%	1
BREVARD HEALTH ALLIANCE - SARNO/MELBOURNE		1			1
IVY CREEK HEALTHCARE & WELLNESS CENTRE			1	100%	1
THE NEW JEWISH HOME		1			1
CALIFORNIA PUBLIC HEALTH LABORATORY			1	100%	1
GUILFORD IMMEDIATE CARE, SYAH, LLC		1			1
HEALTH DIV OAK RIDGE NATL LABORATORY		1			1
BRANDON OUTREACH CLINIC			1	100%	1
GREATER TAMPA AT HOME			1	100%	1
Medford Multicare		1			1
SPECIALTY DRUG TESTING			1	100%	1
Bay View Nursing and Rehabilitation Center			1	100%	1
MARYLAND DEPARTMENT OF HEALTH AND MENTAL HYGIENE-LABORATORIES			1	100%	1
Total	106,605	20,044,338	2,928,251	13%	23,079,194