

COVID-19: summary of cases and monitoring

Data through May 7, 2021 verified as of May 8, 2021 at 09:25 AM

Data in this report are provisional and subject to change.

Cases: people with positive PCR or antigen test result

| | |
|-------------------------------------|------------------|
| Total cases | 2,266,575 |
| Florida residents | 2,224,148 |
| Non-Florida residents | 42,427 |
| Type of testing | |
| Florida residents | 2,224,148 |
| Positive by BPHL/CDC | 81,386 |
| Positive by commercial/hospital lab | 2,142,762 |
| PCR positive | 1,773,577 |
| Antigen positive | 450,571 |
| Non-Florida residents | 42,427 |
| Positive by BPHL/CDC | 1,007 |
| Positive by commercial/hospital lab | 41,420 |
| PCR positive | 28,867 |
| Antigen positive | 13,560 |
| Characteristics | |
| Florida residents hospitalized | 92,023 |
| Florida resident deaths | 35,700 |
| Non-Florida resident deaths | 712 |

Hospitalized counts include anyone who was hospitalized at some point during their illness. It does not reflect the number of people currently hospitalized.

More information on deaths identified through death certificate data is available on the National Center for Health Statistics website at www.cdc.gov/nchs/nvss/vsrr/COVID19/index.htm.

Cases: people with positive PCR or antigen test result

Risk factors for Florida residents

| | |
|--|-----------|
| Traveled | 17,866 |
| Contact with a known case | 889,834 |
| Traveled and contact with a known case | 24,225 |
| Neither | 1,292,223 |
| No travel and no contact | 269,412 |
| Travel is unknown | 726,069 |
| Contact is unknown | 494,079 |
| Contact is pending | 459,510 |

Travel can be unknown and contact can be unknown or pending for the same case, these numbers will sum to more than the "neither" total.

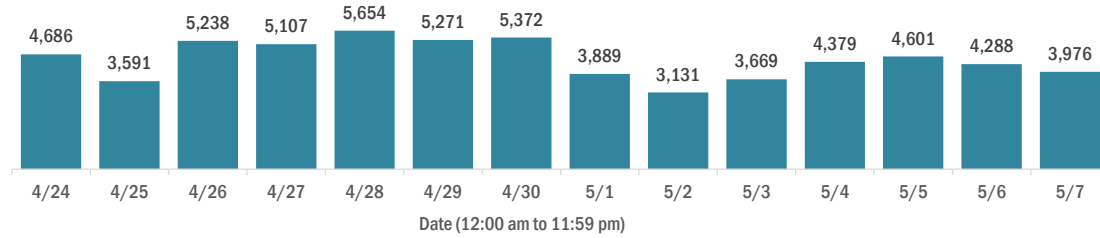
COVID-19: summary of laboratory testing

Data through May 7, 2021 verified as of May 8, 2021 at 09:25 AM

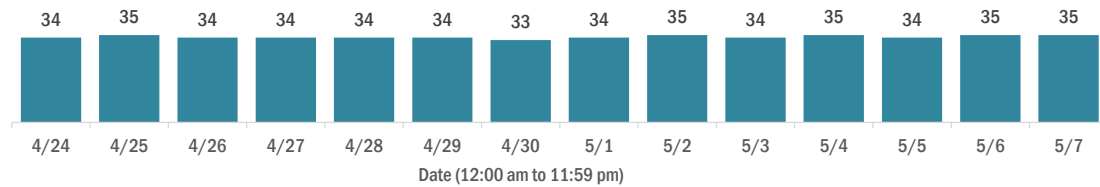
Data in this report are provisional and subject to change.

Cases in Florida residents per day for the past 2 weeks

Number of cases per day



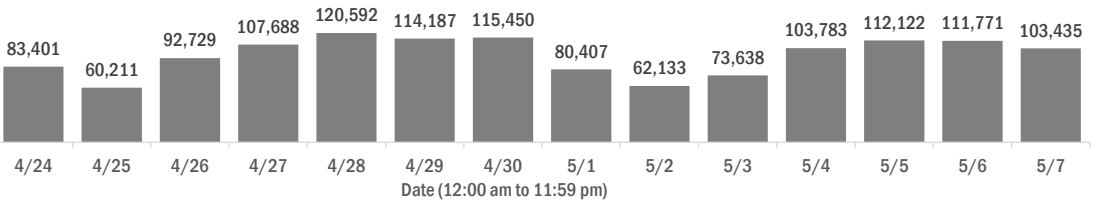
Median age of cases by day



Laboratory testing for Florida residents over the past 2 weeks

Number of Florida residents tested per day

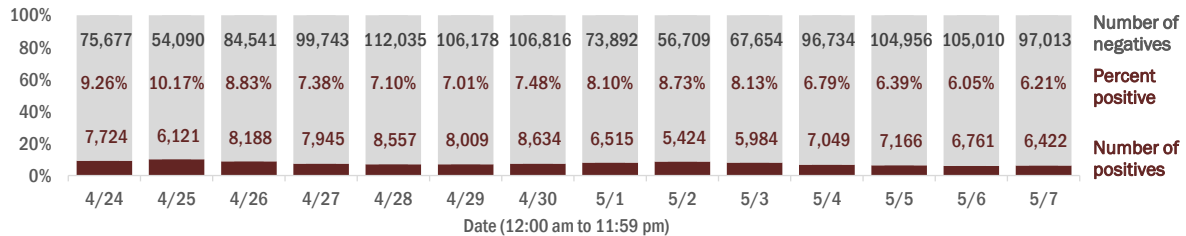
These counts include the number of people for whom the Department received PCR or antigen laboratory results by day. People tested on multiple days will be included for each day a new result was received. A person is only counted once for each day they are tested, regardless of whether multiple specimens are tested or multiple results are received.



Number and percent of Florida residents with positive test results

The percent of positive results ranged from 6.05% to 10.17% over the past 2 weeks and was 6.21% yesterday.

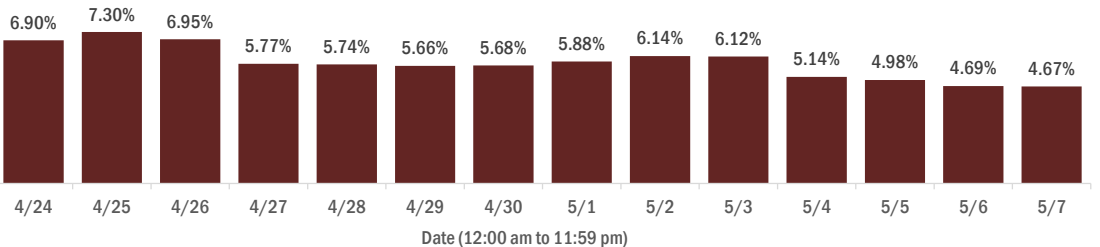
These counts include the number of people for whom the Department received PCR or antigen laboratory results by day. People tested on multiple days will be included for each day a new result was received. A person is only counted once for each day they are tested, regardless of whether multiple specimens are tested or multiple results are received. If a person has a positive specimen and a negative specimen in the same day, only the positive result is counted.



Percent positivity for new cases in Florida residents

The percent of positive results ranged from 4.67% to 7.30% over the past 2 weeks and was 4.67% yesterday.

This percent is the number of people who test PCR- or antigen-positive for the first time divided by all the people tested that day, excluding people who have previously tested positive.



COVID-19: characteristics of 2,224,148 Florida resident cases

Data through May 7, 2021 verified as of May 8, 2021 at 09:25 AM

Data in this report are provisional and subject to change.

| Age group | Cases | Hospitalizations | Deaths |
|--------------|------------------|------------------|---------------|
| 0-4 years | 47,475 2% | 631 1% | 1 0% |
| 5-14 years | 148,517 7% | 619 1% | 5 0% |
| 15-24 years | 348,012 16% | 2,347 3% | 48 0% |
| 25-34 years | 390,887 18% | 4,586 5% | 210 1% |
| 35-44 years | 347,463 16% | 6,841 7% | 566 2% |
| 45-54 years | 337,462 15% | 10,574 11% | 1,431 4% |
| 55-64 years | 288,438 13% | 15,906 17% | 3,971 11% |
| 65-74 years | 174,292 8% | 19,042 21% | 7,629 21% |
| 75-84 years | 95,578 4% | 18,919 21% | 10,797 30% |
| 85+ years | 44,388 2% | 12,548 14% | 11,042 31% |
| Unknown | 1,636 0% | 10 0% | 0 0% |
| Total | 2,224,148 | 92,023 | 35,700 |

| Gender | Cases |
|--------------|------------------|
| Female | 1,163,042 52% |
| Male | 1,041,222 47% |
| Unknown | 19,884 1% |
| Total | 2,224,148 |

| Ethnicity | Cases | Hospitalizations | Deaths |
|--------------|------------------|------------------|---------------|
| Hispanic | 724,498 33% | 23,399 25% | 8,392 24% |
| Non-Hispanic | 1,092,429 49% | 64,467 70% | 25,099 70% |
| Unknown | 407,221 18% | 4,157 5% | 2,209 6% |
| Total | 2,224,148 | 92,023 | 35,700 |

| Race and ethnicity | Cases | Hospitalizations | Deaths |
|--------------------|------------------|------------------|---------------|
| White | 1,270,237 57% | 60,456 66% | 26,152 73% |
| Hispanic | 482,145 22% | 16,741 18% | 6,715 19% |
| Non-Hispanic | 697,802 31% | 41,967 46% | 18,321 51% |
| Unknown | 90,290 4% | 1,748 2% | 1,116 3% |
| Black | 294,901 13% | 19,127 21% | 5,746 16% |
| Hispanic | 17,664 1% | 827 1% | 240 1% |
| Non-Hispanic | 255,077 11% | 17,928 19% | 5,337 15% |
| Unknown | 22,160 1% | 372 0% | 169 0% |
| Other race | 347,755 16% | 10,089 11% | 2,819 8% |
| Hispanic | 174,740 8% | 5,331 6% | 1,260 4% |
| Non-Hispanic | 119,846 5% | 4,299 5% | 1,333 4% |
| Unknown | 53,169 2% | 459 0% | 226 1% |
| Unknown race | 311,255 14% | 2,351 3% | 983 3% |
| Hispanic | 49,949 2% | 500 1% | 177 0% |
| Non-Hispanic | 19,704 1% | 273 0% | 108 0% |
| Unknown | 241,602 11% | 1,578 2% | 698 2% |
| Total | 2,224,148 | 92,023 | 35,700 |

Hospitalization counts include anyone who was hospitalized at some point during their illness. It does not reflect the number of people currently hospitalized. **Other race** includes any person with a race of American Indian/Alaskan native, Asian, native Hawaiian/Pacific Islander, or other.

COVID-19: deaths in Florida residents and staff of long-term care facilities

Data through May 7, 2021 verified as of May 8, 2021 at 09:25 AM

Data in this report are provisional and subject to change.

For current cases in residents or staff of long-term care facilities, please visit: <https://floridahealthcovid19.gov/>

| County | Deaths | | County | Deaths | | County | Deaths | |
|--------------|--------|----|--------------|--------|----|------------|--------|----|
| Palm Beach | 1073 | 9% | Okaloosa | 167 | 1% | Madison | 20 | 0% |
| Dade | 1019 | 9% | Hernando | 163 | 1% | Calhoun | 18 | 0% |
| Pinellas | 906 | 8% | Osceola | 142 | 1% | Flagler | 17 | 0% |
| Broward | 701 | 6% | Charlotte | 138 | 1% | Gulf | 17 | 0% |
| Hillsborough | 586 | 5% | Indian River | 124 | 1% | Wakulla | 16 | 0% |
| Duval | 444 | 4% | Clay | 122 | 1% | Bradford | 14 | 0% |
| Polk | 435 | 4% | Leon | 100 | 1% | Washington | 13 | 0% |
| Brevard | 411 | 4% | Highlands | 96 | 1% | Baker | 12 | 0% |
| Orange | 406 | 4% | Bay | 92 | 1% | Holmes | 12 | 0% |
| Sarasota | 400 | 4% | Jackson | 87 | 1% | Jefferson | 12 | 0% |
| Lee | 346 | 3% | St. Johns | 86 | 1% | Gadsden | 10 | 0% |
| Marion | 336 | 3% | Santa Rosa | 82 | 1% | Lafayette | 10 | 0% |
| Volusia | 298 | 3% | Alachua | 80 | 1% | Franklin | 9 | 0% |
| Escambia | 286 | 3% | Suwannee | 60 | 1% | Levy | 7 | 0% |
| St. Lucie | 247 | 2% | Columbia | 52 | 0% | Desoto | 6 | 0% |
| Seminole | 234 | 2% | Putnam | 45 | 0% | Dixie | 5 | 0% |
| Lake | 231 | 2% | Sumter | 44 | 0% | Monroe | 5 | 0% |
| Pasco | 226 | 2% | Nassau | 34 | 0% | Taylor | 3 | 0% |
| Collier | 195 | 2% | Walton | 31 | 0% | Hardee | 2 | 0% |
| Manatee | 193 | 2% | Hendry | 29 | 0% | Hamilton | 1 | 0% |
| Citrus | 177 | 2% | Okeechobee | 24 | 0% | Liberty | 1 | 0% |
| Martin | 173 | 2% | Gilchrist | 21 | 0% | Total | 11,352 | |

Note: cases are summarized by the county of usual residence. Residents and staff may be cases associated with facilities that are not in their county of usual residence, resulting in cases being included below for counties that do not have facilities with known cases.

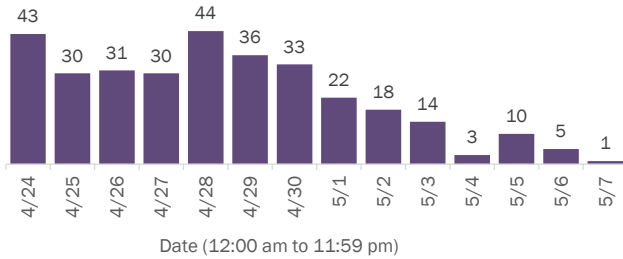
COVID-19: cases in Florida residents who have died

Data through May 7, 2021 verified as of May 8, 2021 at 09:25 AM

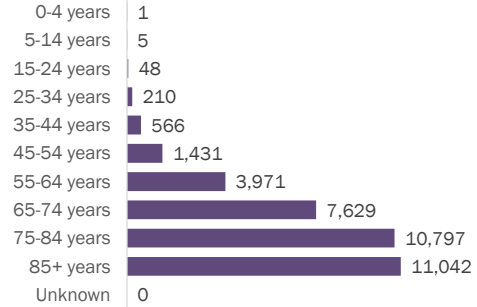
Data in this report are provisional and subject to change.

Demographics for all identified COVID-19 deaths: 35,700

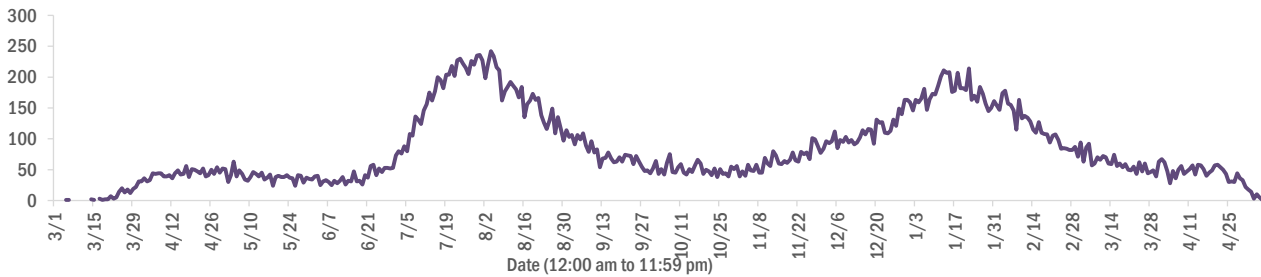
Deaths by date of death for the past 2 weeks



Deaths by age group



Deaths by date of death since March 2020



| Age group | Deaths | Cases | Case fatality rate | Mortality rate per 100,000 population |
|--------------|---------------|------------------|--------------------|---------------------------------------|
| 0-4 years | 1 | 47,475 | 0.0% | 0.1 |
| 5-14 years | 5 | 148,517 | 0.0% | 0.2 |
| 15-24 years | 48 | 348,012 | 0.0% | 1.9 |
| 25-34 years | 210 | 390,887 | 0.1% | 7.4 |
| 35-44 years | 566 | 347,463 | 0.2% | 21.7 |
| 45-54 years | 1,431 | 337,462 | 0.4% | 51.4 |
| 55-64 years | 3,971 | 288,438 | 1.4% | 137.3 |
| 65-74 years | 7,629 | 174,292 | 4.4% | 314.4 |
| 75-84 years | 10,797 | 95,578 | 11.3% | 768.9 |
| 85+ years | 11,042 | 44,388 | 24.9% | 1911.9 |
| Unknown | 0 | 1,636 | 0.0% | |
| Total | 35,700 | 2,224,148 | 1.6% | 165.3 |

| Race | Deaths | Cases | Case fatality rate | Mortality rate per 100,000 population |
|--------------|---------------|------------------|--------------------|---------------------------------------|
| White | 26,152 | 1,270,237 | 2.1% | 156.6 |
| Other | 2,819 | 347,755 | 0.8% | 226.5 |
| Black | 5,746 | 294,901 | 1.9% | 157.1 |
| Unknown | 983 | 311,255 | 0.3% | |
| Total | 35,700 | 2,224,148 | 1.6% | 165.3 |

| Gender | Deaths | Cases | Case fatality rate | Mortality rate per 100,000 population |
|--------------|---------------|------------------|--------------------|---------------------------------------|
| Male | 20,031 | 1,041,222 | 1.9% | 189.7 |
| Female | 15,669 | 1,163,042 | 1.3% | 141.9 |
| Unknown | 0 | 19,884 | 0.0% | |
| Total | 35,700 | 2,224,148 | 1.6% | 165.3 |

| Ethnicity | Deaths | Cases | Case fatality rate | Mortality rate per 100,000 population |
|--------------|---------------|------------------|--------------------|---------------------------------------|
| Hispanic | 8,392 | 724,498 | 1.2% | 147.8 |
| Non-Hispanic | 25,099 | 1,092,429 | 2.3% | 157.6 |
| Unknown | 2,209 | 407,221 | 0.5% | |
| Total | 35,700 | 2,224,148 | 1.6% | 165.3 |

COVID-19: characteristics of 2,224,148 cases

Data through May 7, 2021 verified as of May 8, 2021 at 09:25 AM

Data in this report are provisional and subject to change.

Tables below include cases in Florida residents and non-Florida residents.

All 67 Florida counties have cases:

| County | FL resident cases | Non-FL resident cases | Total cases | FL resident deaths | FL death rate |
|--------------|-------------------|-----------------------|-------------|--------------------|---------------|
| Dade | 483,355 | 6,484 | 489,839 | 6,246 | 1.3% |
| Broward | 236,713 | 2,889 | 239,602 | 2,960 | 1.3% |
| Palm Beach | 142,495 | 2,631 | 145,126 | 2,788 | 2.0% |
| Orange | 136,527 | 2,208 | 138,735 | 1,270 | 0.9% |
| Hillsborough | 136,787 | 1,163 | 137,950 | 1,742 | 1.3% |
| Duval | 96,806 | 1,611 | 98,417 | 1,408 | 1.5% |
| Pinellas | 77,816 | 1,951 | 79,767 | 1,629 | 2.1% |
| Lee | 68,630 | 2,309 | 70,939 | 973 | 1.4% |
| Polk | 68,441 | 484 | 68,925 | 1,331 | 1.9% |
| Osceola | 44,068 | 799 | 44,867 | 510 | 1.2% |
| Volusia | 42,665 | 765 | 43,430 | 804 | 1.9% |
| Brevard | 40,912 | 725 | 41,637 | 874 | 2.1% |
| Pasco | 41,205 | 350 | 41,555 | 764 | 1.9% |
| Manatee | 37,903 | 882 | 38,785 | 675 | 1.8% |
| Escambia | 32,485 | 3,679 | 36,164 | 690 | 2.1% |
| Collier | 34,585 | 1,356 | 35,941 | 533 | 1.5% |
| Seminole | 33,975 | 255 | 34,230 | 499 | 1.5% |
| Sarasota | 31,279 | 1,583 | 32,862 | 822 | 2.6% |
| Leon | 31,118 | 925 | 32,043 | 319 | 1.0% |
| Marion | 31,059 | 160 | 31,219 | 966 | 3.1% |
| Lake | 29,285 | 523 | 29,808 | 642 | 2.2% |
| St. Lucie | 26,335 | 196 | 26,531 | 638 | 2.4% |
| Alachua | 24,569 | 302 | 24,871 | 276 | 1.1% |
| St. Johns | 22,377 | 310 | 22,687 | 211 | 0.9% |
| Okaloosa | 20,350 | 228 | 20,578 | 362 | 1.8% |
| Bay | 19,411 | 819 | 20,230 | 388 | 2.0% |
| Clay | 18,623 | 52 | 18,675 | 340 | 1.8% |
| Santa Rosa | 17,997 | 249 | 18,246 | 287 | 1.6% |
| Hernando | 13,937 | 109 | 14,046 | 467 | 3.4% |
| Charlotte | 12,720 | 214 | 12,934 | 420 | 3.3% |
| Indian River | 12,435 | 110 | 12,545 | 299 | 2.4% |
| Martin | 12,118 | 237 | 12,355 | 319 | 2.6% |
| Citrus | 11,035 | 99 | 11,134 | 445 | 4.0% |
| Sumter | 9,236 | 109 | 9,345 | 277 | 3.0% |
| Highlands | 8,483 | 96 | 8,579 | 357 | 4.2% |

| County | FL resident cases | Non-FL resident cases | Total cases | FL resident deaths | FL death rate | |
|--------------|-------------------|-----------------------|---------------|--------------------|---------------|-------------|
| Nassau | 7,951 | 0% | 446 | 8,397 | 126 | 1.6% |
| Columbia | 8,095 | 0% | 44 | 8,139 | 169 | 2.1% |
| Walton | 6,933 | 0% | 872 | 7,805 | 88 | 1.3% |
| Flagler | 7,220 | 0% | 101 | 7,321 | 111 | 1.5% |
| Monroe | 6,572 | 0% | 400 | 6,972 | 49 | 0.7% |
| Putnam | 6,494 | 0% | 24 | 6,518 | 148 | 2.3% |
| Jackson | 6,154 | 0% | 72 | 6,226 | 156 | 2.5% |
| Gadsden | 5,670 | 0% | 17 | 5,687 | 98 | 1.7% |
| Suwannee | 5,308 | 0% | 29 | 5,337 | 139 | 2.6% |
| Hendry | 4,724 | 0% | 17 | 4,741 | 83 | 1.8% |
| Desoto | 4,314 | 0% | 27 | 4,341 | 93 | 2.2% |
| Okeechobee | 3,967 | 0% | 54 | 4,021 | 89 | 2.2% |
| Baker | 3,481 | 0% | 18 | 3,499 | 60 | 1.7% |
| Wakulla | 3,441 | 0% | 14 | 3,455 | 56 | 1.6% |
| Levy | 3,443 | 0% | 9 | 3,452 | 54 | 1.6% |
| Unknown | 107 | 0% | 3,187 | 3,294 | 0 | 0.0% |
| Hardee | 3,141 | 0% | 15 | 3,156 | 43 | 1.4% |
| Bradford | 3,005 | 0% | 13 | 3,018 | 56 | 1.9% |
| Taylor | 2,730 | 0% | 5 | 2,735 | 47 | 1.7% |
| Washington | 2,712 | 0% | 21 | 2,733 | 51 | 1.9% |
| Holmes | 2,226 | 0% | 33 | 2,259 | 49 | 2.2% |
| Madison | 2,041 | 0% | 28 | 2,069 | 45 | 2.2% |
| Gulf | 1,943 | 0% | 23 | 1,966 | 44 | 2.3% |
| Union | 1,825 | 0% | 1 | 1,826 | 73 | 4.0% |
| Calhoun | 1,691 | 0% | 3 | 1,694 | 44 | 2.6% |
| Hamilton | 1,607 | 0% | 20 | 1,627 | 25 | 1.6% |
| Lafayette | 1,619 | 0% | 0 | 1,619 | 26 | 1.6% |
| Gilchrist | 1,608 | 0% | 5 | 1,613 | 44 | 2.7% |
| Dixie | 1,608 | 0% | 3 | 1,611 | 24 | 1.5% |
| Jefferson | 1,466 | 0% | 25 | 1,491 | 27 | 1.8% |
| Franklin | 1,290 | 0% | 34 | 1,324 | 17 | 1.3% |
| Liberty | 1,073 | 0% | 1 | 1,074 | 16 | 1.5% |
| Glades | 954 | 0% | 4 | 958 | 19 | 2.0% |
| Total | 2,224,148 | | 42,427 | 2,266,575 | 35,700 | 1.6% |

COVID-19: characteristics of 2,224,148 Florida resident cases

Data through May 7, 2021 verified as of May 8, 2021 at 09:25 AM

Data in this report are provisional and subject to change.

The table below includes the cities and counties of residence for cases in Florida residents based on the patient's ZIP Code. Note that city is not always received as part of the initial notification and may be missing while the case is being investigated.

| City and county | Cases |
|-----------------------------|---------|
| Miami, Dade | 280,441 |
| Orlando, Orange | 101,409 |
| Jacksonville, Duval | 91,012 |
| Tampa, Hillsborough | 79,473 |
| Hialeah, Dade | 67,624 |
| Fort Lauderdale, Broward | 50,115 |
| Hollywood, Broward | 44,868 |
| West Palm Beach, Palm Beach | 34,876 |
| Kissimmee, Osceola | 33,861 |
| Tallahassee, Leon | 30,057 |
| Homestead, Dade | 29,667 |
| Naples, Collier | 29,236 |
| Saint Petersburg, Pinellas | 28,327 |
| Pensacola, Escambia | 27,103 |
| Fort Myers, Lee | 26,368 |
| Bradenton, Manatee | 24,666 |
| Boca Raton, Palm Beach | 24,267 |
| Lakeland, Polk | 23,653 |
| Ocala, Marion | 22,829 |
| Pompano Beach, Broward | 22,276 |
| Gainesville, Alachua | 19,510 |
| Sarasota, Sarasota | 19,290 |
| Cape Coral, Lee | 17,832 |
| Port Saint Lucie, St. Lucie | 17,569 |
| Lake Worth, Palm Beach | 17,138 |
| Miami Beach, Dade | 16,030 |
| Miramar, Broward | 15,397 |
| Clearwater, Pinellas | 15,322 |
| Coral Springs, Broward | 14,133 |
| Boynton Beach, Palm Beach | 13,834 |
| Doral, Dade | 13,741 |
| Miami Gardens, Dade | 13,031 |
| Panama City, Bay | 12,303 |
| Saint Augustine, St. Johns | 11,982 |
| Melbourne, Brevard | 11,645 |
| Winter Haven, Polk | 11,476 |
| Lehigh Acres, Lee | 11,302 |
| Delray Beach, Palm Beach | 10,619 |
| Riverview, Hillsborough | 10,586 |
| Davie, Broward | 10,576 |
| Palm Bay, Brevard | 9,660 |
| Vero Beach, Indian River | 9,584 |
| New Port Richey, Pasco | 9,501 |
| Sunrise, Broward | 9,267 |
| Saint Cloud, Osceola | 8,859 |
| Milton, Santa Rosa | 8,706 |
| Fort Pierce, St. Lucie | 8,591 |
| Largo, Pinellas | 8,480 |
| Coral Gables, Dade | 8,455 |
| Daytona Beach, Volusia | 8,417 |
| Spring Hill, Hernando | 8,390 |
| Apopka, Orange | 8,390 |
| Plantation, Broward | 8,336 |
| North Miami Beach, Dade | 8,164 |
| Davenport, Polk | 8,112 |
| Clermont, Lake | 7,989 |
| Brandon, Hillsborough | 7,945 |
| Sanford, Seminole | 7,659 |

COVID-19: characteristics of 2,224,148 Florida resident cases

Data through May 7, 2021 verified as of May 8, 2021 at 09:25 AM

Data in this report are provisional and subject to change.

The table below includes the cities and counties of residence for cases in Florida residents based on the patient's ZIP Code. Note that city is not always received as part of the initial notification and may be missing while the case is being investigated.

| City and county | Cases |
|--------------------------------|-------|
| Deltona, Volusia | 7,609 |
| Orange Park, Clay | 7,557 |
| Plant City, Hillsborough | 7,424 |
| Jupiter, Palm Beach | 7,388 |
| Weston, Broward | 7,358 |
| Lake City, Columbia | 7,350 |
| Deerfield Beach, Broward | 6,915 |
| Winter Garden, Orange | 6,641 |
| Tamarac, Broward | 6,380 |
| Port Charlotte, Charlotte | 6,233 |
| Wesley Chapel, Pasco | 6,099 |
| Palm Coast, Flagler | 6,078 |
| Coconut Creek, Broward | 6,010 |
| Margate, Broward | 5,878 |
| Stuart, Martin | 5,770 |
| Land O Lakes, Pasco | 5,763 |
| Palm Beach Gardens, Palm Beach | 5,692 |
| Deland, Volusia | 5,684 |
| Fort Walton Beach, Okaloosa | 5,626 |
| Wellington, Palm Beach | 5,505 |
| Palm Harbor, Pinellas | 5,493 |
| Oviedo, Seminole | 5,492 |
| Winter Park, Orange | 5,461 |
| Palmetto, Manatee | 5,449 |
| Crestview, Okaloosa | 5,408 |
| Lutz, Hillsborough | 5,145 |
| Altamonte Springs, Seminole | 5,128 |
| Port Orange, Volusia | 4,968 |
| Valrico, Hillsborough | 4,889 |
| Opa Locka, Dade | 4,873 |
| Haines City, Polk | 4,820 |
| North Port, Sarasota | 4,786 |
| Brooksville, Hernando | 4,758 |
| Miami Lakes, Dade | 4,736 |
| Venice, Sarasota | 4,706 |
| Pembroke Pines, Broward | 4,689 |
| Hallandale, Broward | 4,657 |
| Middleburg, Clay | 4,650 |
| Sebring, Highlands | 4,570 |
| Punta Gorda, Charlotte | 4,563 |
| Leesburg, Lake | 4,470 |
| Ocoee, Orange | 4,431 |
| Zephyrhills, Pasco | 4,296 |
| The Villages, Sumter | 4,265 |
| Seminole, Pinellas | 4,247 |
| Ormond Beach, Volusia | 4,235 |
| Saint Johns, St. Johns | 4,233 |
| Arcadia, Desoto | 4,201 |
| Bonita Springs, Lee | 4,164 |
| Live Oak, Suwannee | 4,106 |
| Pinellas Park, Pinellas | 4,067 |
| Okeechobee, Okeechobee | 3,953 |
| North Lauderdale, Broward | 3,949 |
| Longwood, Seminole | 3,931 |
| North Miami, Dade | 3,897 |
| Ruskin, Hillsborough | 3,871 |
| Windermere, Orange | 3,849 |
| Cocoa, Brevard | 3,813 |
| Immokalee, Collier | 3,806 |

COVID-19: characteristics of 2,224,148 Florida resident cases

Data through May 7, 2021 verified as of May 8, 2021 at 09:25 AM

Data in this report are provisional and subject to change.

The table below includes the cities and counties of residence for cases in Florida residents based on the patient's ZIP Code. Note that city is not always received as part of the initial notification and may be missing while the case is being investigated.

| City and county | Cases |
|------------------------------|-------|
| Navarre, Santa Rosa | 3,766 |
| Casselberry, Seminole | 3,607 |
| Port Richey, Pasco | 3,438 |
| Hudson, Pasco | 3,407 |
| Niceville, Okaloosa | 3,375 |
| Titusville, Brevard | 3,375 |
| Gulf Breeze, Santa Rosa | 3,360 |
| Lake Worth Beach, Palm Beach | 3,329 |
| Key West, Monroe | 3,260 |
| Cantonment, Escambia | 3,243 |
| Dade City, Pasco | 3,241 |
| North Fort Myers, Lee | 3,224 |
| Panama City Beach, Bay | 3,224 |
| Winter Springs, Seminole | 3,203 |
| Jacksonville Beach, Duval | 3,159 |
| Oakland Park, Broward | 3,147 |
| Bartow, Polk | 3,143 |
| Lake Mary, Seminole | 3,119 |
| Aventura, Dade | 3,116 |
| Crawfordville, Wakulla | 3,090 |
| Kissimmee, Polk | 3,075 |
| New Smyrna Beach, Volusia | 3,048 |
| Auburndale, Polk | 3,023 |
| Quincy, Gadsden | 3,010 |
| Palatka, Putnam | 2,995 |
| Lake Wales, Polk | 2,969 |
| Merritt Island, Brevard | 2,904 |
| Green Cove Springs, Clay | 2,878 |
| Tarpon Springs, Pinellas | 2,840 |
| Fernandina Beach, Nassau | 2,826 |
| Ponte Vedra Beach, St. Johns | 2,779 |
| Parkland, Broward | 2,766 |
| Cutler Ridge, Dade | 2,759 |
| Inverness, Citrus | 2,643 |
| Loxahatchee, Palm Beach | 2,610 |
| Eustis, Lake | 2,610 |
| Wimauma, Hillsborough | 2,583 |
| Cooper City, Broward | 2,564 |
| Perry, Taylor | 2,560 |
| Holiday, Pasco | 2,560 |
| Belle Glade, Palm Beach | 2,546 |
| Lynn Haven, Bay | 2,539 |
| Estero, Lee | 2,527 |
| Royal Palm Beach, Palm Beach | 2,509 |
| Dunedin, Pinellas | 2,496 |
| Marianna, Jackson | 2,451 |
| Clewiston, Hendry | 2,445 |
| Fleming Island, Clay | 2,433 |
| Santa Rosa Beach, Walton | 2,431 |
| Sarasota, Manatee | 2,400 |
| Key Biscayne, Dade | 2,389 |
| Parrish, Manatee | 2,356 |
| Rockledge, Brevard | 2,340 |
| Odessa, Hillsborough | 2,292 |
| Riviera Beach, Palm Beach | 2,280 |
| Seffner, Hillsborough | 2,235 |
| Defuniak Springs, Walton | 2,190 |
| Avon Park, Highlands | 2,175 |
| Mulberry, Polk | 2,174 |

COVID-19: characteristics of 2,224,148 Florida resident cases

Data through May 7, 2021 verified as of May 8, 2021 at 09:25 AM

Data in this report are provisional and subject to change.

The table below includes the cities and counties of residence for cases in Florida residents based on the patient's ZIP Code. Note that city is not always received as part of the initial notification and may be missing while the case is being investigated.

| City and county | Cases |
|-------------------------------|-------|
| Palm City, Martin | 2,174 |
| Mount Dora, Lake | 2,166 |
| Labelle, Hendry | 2,118 |
| Chipley, Washington | 2,104 |
| Destin, Okaloosa | 2,099 |
| Groveland, Lake | 2,059 |
| Tavares, Lake | 2,046 |
| Starke, Bradford | 2,038 |
| Lithia, Hillsborough | 2,005 |
| Orange City, Volusia | 1,988 |
| Pinecrest, Dade | 1,960 |
| Summerfield, Marion | 1,932 |
| Maitland, Orange | 1,929 |
| Yulee, Nassau | 1,893 |
| Wauchula, Hardee | 1,859 |
| Palmetto Bay, Dade | 1,815 |
| Sebastian, Indian River | 1,788 |
| Dania, Broward | 1,746 |
| Homosassa, Citrus | 1,735 |
| Callahan, Nassau | 1,729 |
| Lady Lake, Lake | 1,717 |
| Macclenny, Baker | 1,706 |
| Ponte Vedra, St. Johns | 1,695 |
| Edgewater, Volusia | 1,648 |
| Carol City, Dade | 1,645 |
| Crystal River, Citrus | 1,644 |
| Gibsonton, Hillsborough | 1,637 |
| Oldsmar, Pinellas | 1,617 |
| Missing, Dade | 1,598 |
| Lake Placid, Highlands | 1,594 |
| Bonifay, Holmes | 1,590 |
| Mayo, Lafayette | 1,586 |
| Dover, Hillsborough | 1,586 |
| Coconut Grove, Dade | 1,578 |
| Apollo Beach, Hillsborough | 1,574 |
| Hobe Sound, Martin | 1,544 |
| Florida City, Dade | 1,541 |
| Debary, Volusia | 1,533 |
| Palm Springs, Palm Beach | 1,500 |
| Crossings, Dade | 1,493 |
| Pace, Santa Rosa | 1,486 |
| Sun City Center, Hillsborough | 1,468 |
| Dunnellon, Marion | 1,449 |
| Atlantic Beach, Duval | 1,440 |
| Lake Butler, Union | 1,414 |
| Belleview, Marion | 1,373 |
| Lantana, Palm Beach | 1,369 |
| Madison, Madison | 1,349 |
| North Palm Beach, Palm Beach | 1,348 |
| Monticello, Jefferson | 1,343 |
| Biscayne Park, Dade | 1,341 |
| Alachua, Alachua | 1,340 |
| Safety Harbor, Pinellas | 1,279 |
| Indiantown, Martin | 1,275 |
| South Miami, Dade | 1,268 |
| Williston, Levy | 1,266 |
| Ellenton, Manatee | 1,258 |
| Graceville, Jackson | 1,249 |
| Jensen Beach, Martin | 1,227 |

COVID-19: characteristics of 2,224,148 Florida resident cases

Data through May 7, 2021 verified as of May 8, 2021 at 09:25 AM

Data in this report are provisional and subject to change.

The table below includes the cities and counties of residence for cases in Florida residents based on the patient's ZIP Code. Note that city is not always received as part of the initial notification and may be missing while the case is being investigated.

| City and county | Cases |
|--------------------------------|-------|
| Lecanto, Citrus | 1,212 |
| Lauderhill, Broward | 1,209 |
| Satellite Beach, Brevard | 1,205 |
| Newberry, Alachua | 1,199 |
| Century, Escambia | 1,179 |
| Beverly Hills, Citrus | 1,157 |
| Englewood, Charlotte | 1,143 |
| Havana, Gadsden | 1,134 |
| Hilliard, Nassau | 1,119 |
| El Portal, Dade | 1,117 |
| Freeport, Walton | 1,102 |
| Trenton, Gilchrist | 1,102 |
| Wildwood, Sumter | 1,092 |
| Wilton Manors, Broward | 1,088 |
| Nokomis, Sarasota | 1,078 |
| Blountstown, Calhoun | 1,052 |
| Key Largo, Monroe | 1,052 |
| Keystone Heights, Clay | 1,047 |
| Jasper, Hamilton | 1,043 |
| Bushnell, Sumter | 1,040 |
| Frostproof, Polk | 1,029 |
| Lauderdale Lakes, Broward | 1,017 |
| Medley, Dade | 1,011 |
| Wewahitchka, Gulf | 1,005 |
| Hernando, Citrus | 1,003 |
| Polk City, Polk | 991 |
| Mary Esther, Okaloosa | 979 |
| Dunnellon, Citrus | 966 |
| Sanderson, Baker | 960 |
| Fellsmere, Indian River | 949 |
| Shalimar, Okaloosa | 931 |
| Spring Hill, Pasco | 924 |
| Fisher Island, Dade | 923 |
| Minneola, Lake | 923 |
| Everglades National Park, Dade | 909 |
| Port Saint Joe, Gulf | 905 |
| Marco Island, Collier | 900 |
| Moore Haven, Glades | 889 |
| Chiefland, Levy | 881 |
| Cocoa Beach, Brevard | 880 |
| Trinity, Pasco | 874 |
| Thonotosassa, Hillsborough | 867 |
| Sorrento, Lake | 862 |
| High Springs, Alachua | 862 |
| Fort Meade, Polk | 857 |
| Pahokee, Palm Beach | 853 |
| Coleman, Sumter | 853 |
| Fruitland Park, Lake | 847 |
| South Bay, Palm Beach | 842 |
| Englewood, Sarasota | 835 |
| Bristol, Liberty | 829 |
| Cross City, Dixie | 828 |
| Indialantic, Brevard | 819 |
| Glen Saint Mary, Baker | 809 |
| Southwest Ranches, Broward | 809 |
| Marathon, Monroe | 785 |
| Crescent City, Putnam | 782 |
| Umatilla, Lake | 768 |
| West Melbourne, Brevard | 762 |

COVID-19: characteristics of 2,224,148 Florida resident cases

Data through May 7, 2021 verified as of May 8, 2021 at 09:25 AM

Data in this report are provisional and subject to change.

The table below includes the cities and counties of residence for cases in Florida residents based on the patient's ZIP Code. Note that city is not always received as part of the initial notification and may be missing while the case is being investigated.

| City and county | Cases |
|--------------------------------|-------|
| Interlachen, Putnam | 760 |
| Miramar Beach, Walton | 758 |
| Fort Myers Beach, Lee | 748 |
| Lake Alfred, Polk | 744 |
| Chattahoochee, Gadsden | 730 |
| Old Town, Dixie | 721 |
| Bowling Green, Hardee | 715 |
| Weeki Wachee, Hernando | 714 |
| Olympia Heights, Dade | 704 |
| Uleta, Dade | 701 |
| Jacksonville, St. Johns | 698 |
| South Daytona, Volusia | 689 |
| Silver Springs, Marion | 687 |
| Lawtey, Bradford | 681 |
| Coral, Dade | 678 |
| Neptune Beach, Duval | 674 |
| Fort White, Columbia | 674 |
| Surfside, Dade | 654 |
| Palm Beach, Palm Beach | 649 |
| Belle Isle, Orange | 646 |
| Gulfport, Pinellas | 628 |
| Bronson, Levy | 626 |
| Baker, Okaloosa | 617 |
| Bunnell, Flagler | 613 |
| Mascotte, Lake | 612 |
| Clearwater Beach, Pinellas | 612 |
| Rotunda West, Charlotte | 577 |
| Sneads, Jackson | 572 |
| Mims, Brevard | 560 |
| Myakka City, Manatee | 558 |
| Jay, Santa Rosa | 553 |
| Hawthorne, Alachua | 553 |
| Oxford, Sumter | 542 |
| Dundee, Polk | 535 |
| Cape Canaveral, Brevard | 532 |
| Carrabelle, Franklin | 531 |
| Oakland, Orange | 528 |
| Alva, Lee | 527 |
| Tavernier, Monroe | 524 |
| Ocklawaha, Marion | 520 |
| Missing, Volusia | 514 |
| Citra, Marion | 512 |
| Melbourne Beach, Brevard | 512 |
| Florida State University, Leon | 510 |
| Cottondale, Jackson | 509 |
| Zolfo Springs, Hardee | 509 |
| Indian Harbour Beach, Brevard | 507 |
| Sweetwater, Dade | 507 |
| Bal Harbour, Dade | 503 |
| Flagler Beach, Flagler | 498 |
| Molino, Escambia | 494 |
| Midway, Gadsden | 490 |
| Celebration, Osceola | 482 |
| Youngstown, Bay | 478 |
| Webster, Sumter | 478 |
| East Palatka, Putnam | 473 |
| Bell, Gilchrist | 463 |
| Altha, Calhoun | 452 |
| Branford, Suwannee | 442 |

COVID-19: characteristics of 2,224,148 Florida resident cases

Data through May 7, 2021 verified as of May 8, 2021 at 09:25 AM

Data in this report are provisional and subject to change.

The table below includes the cities and counties of residence for cases in Florida residents based on the patient's ZIP Code. Note that city is not always received as part of the initial notification and may be missing while the case is being investigated.

| City and county | Cases |
|----------------------------------|-------|
| De Leon Springs, Volusia | 441 |
| Eagle Lake, Polk | 435 |
| Apalachicola, Franklin | 433 |
| West Miami, Dade | 427 |
| Missing, Orange | 427 |
| Haverhill, Palm Beach | 425 |
| Archer, Alachua | 422 |
| Osprey, Sarasota | 412 |
| Floral City, Citrus | 410 |
| Chuluota, Seminole | 408 |
| Ave Maria, Collier | 407 |
| Tequesta, Palm Beach | 400 |
| Lake Park, Palm Beach | 397 |
| Centerville, Leon | 397 |
| Holly Hill, Volusia | 392 |
| Hastings, St. Johns | 391 |
| Pierson, Volusia | 381 |
| Grand Ridge, Jackson | 379 |
| Raiford, Union | 376 |
| Grand Island, Lake | 373 |
| Montverde, Lake | 364 |
| Indian Rocks Beach, Pinellas | 347 |
| Gotha, Orange | 346 |
| Malabar, Brevard | 345 |
| Alafaya, Orange | 344 |
| Bryceville, Nassau | 339 |
| Greenville, Madison | 339 |
| Hallandale Beach, Broward | 338 |
| Vernon, Washington | 334 |
| Satsuma, Putnam | 333 |
| Kenneth City, Pinellas | 330 |
| Fort Mccoy, Marion | 326 |
| Elkton, St. Johns | 325 |
| Lake Panasoffkee, Sumter | 324 |
| Malone, Jackson | 322 |
| Sebastian, Brevard | 320 |
| Jennings, Hamilton | 318 |
| Melrose, Putnam | 316 |
| Reddick, Marion | 315 |
| Belleair, Pinellas | 310 |
| Laurel Hill, Okaloosa | 309 |
| Eastpoint, Franklin | 307 |
| San Antonio, Pasco | 305 |
| Geneva, Seminole | 303 |
| Westville, Holmes | 301 |
| Greenacres, Palm Beach | 301 |
| Morriston, Levy | 301 |
| Anthony, Marion | 301 |
| Winter Park, Seminole | 298 |
| Valparaiso, Okaloosa | 296 |
| Lehigh, Lee | 296 |
| O Brien, Suwannee | 291 |
| Greenwood, Jackson | 285 |
| Ponce De Leon, Holmes | 278 |
| Fern Park, Seminole | 277 |
| Kindred, Osceola | 277 |
| South Pasadena, Pinellas | 266 |
| Eglin Air Force Base, Okaloosa | 263 |
| University Of Central Fl, Orange | 259 |

COVID-19: characteristics of 2,224,148 Florida resident cases

Data through May 7, 2021 verified as of May 8, 2021 at 09:25 AM

Data in this report are provisional and subject to change.

The table below includes the cities and counties of residence for cases in Florida residents based on the patient's ZIP Code. Note that city is not always received as part of the initial notification and may be missing while the case is being investigated.

| City and county | Cases |
|--------------------------------|-------|
| Inlet Beach, Walton | 259 |
| Islamorada, Monroe | 255 |
| Sanibel, Lee | 255 |
| Weirsdale, Marion | 253 |
| Edgewood, Orange | 251 |
| Poinciana, Polk | 249 |
| Fountain, Bay | 246 |
| White Springs, Hamilton | 244 |
| Longboat Key, Manatee | 244 |
| Lee, Madison | 242 |
| Southport, Bay | 240 |
| Cutler Bay, Dade | 238 |
| Saint James City, Lee | 237 |
| Gretna, Gadsden | 236 |
| Hosford, Liberty | 229 |
| Madeira Beach, Pinellas | 226 |
| Wellborn, Suwannee | 225 |
| Howey-In-The-Hills, Lake | 223 |
| Astatula, Lake | 223 |
| Lakewood Ranch, Manatee | 223 |
| Holt, Okaloosa | 222 |
| Juno Beach, Palm Beach | 221 |
| Lauderdale By The Sea, Broward | 218 |
| Atlantis, Palm Beach | 215 |
| Lake Helen, Volusia | 214 |
| Babson Park, Polk | 212 |
| Mcdavid, Escambia | 212 |
| Holmes Beach, Manatee | 209 |
| Micanopy, Alachua | 208 |
| Bay Harbor Islands, Dade | 207 |
| Osteen, Volusia | 205 |
| Altoona, Lake | 202 |
| Center Hill, Sumter | 200 |
| Sopchoppy, Wakulla | 199 |
| Zellwood, Orange | 199 |
| Azalea Park, Orange | 196 |
| Alford, Jackson | 193 |
| Mcalpin, Suwannee | 192 |
| The Villages, Lake | 187 |
| Viera, Brevard | 184 |
| The Villages, Marion | 183 |
| Golden Beach, Dade | 182 |
| Bokeelia, Lee | 182 |
| Odessa, Pasco | 181 |
| Hypoluxo, Palm Beach | 181 |
| Missing, Lee | 177 |
| Summerland Key, Monroe | 176 |
| Mangonia Park, Palm Beach | 175 |
| Pomona Park, Putnam | 174 |
| Oak Hill, Volusia | 170 |
| Ponce Inlet, Volusia | 168 |
| University Of Fl, Alachua | 168 |
| University Of Miami, Dade | 167 |
| Paisley, Lake | 167 |
| Rocky Point, Hillsborough | 167 |
| Grant-Valkaria, Brevard | 165 |
| Caryville, Washington | 163 |
| Lutz, Pasco | 163 |
| Bay Lake, Orange | 160 |

COVID-19: characteristics of 2,224,148 Florida resident cases

Data through May 7, 2021 verified as of May 8, 2021 at 09:25 AM

Data in this report are provisional and subject to change.

The table below includes the cities and counties of residence for cases in Florida residents based on the patient's ZIP Code. Note that city is not always received as part of the initial notification and may be missing while the case is being investigated.

| City and county | Cases |
|---|-------|
| Sumterville, Sumter | 159 |
| Lockhart, Orange | 157 |
| Citrus Springs, Citrus | 154 |
| Hollister, Putnam | 153 |
| Christmas, Orange | 152 |
| Big Pine Key, Monroe | 149 |
| San Mateo, Putnam | 148 |
| Hiwassee, Orange | 147 |
| Inglis, Levy | 146 |
| Lady Lake, Sumter | 146 |
| Carrollwood, Hillsborough | 146 |
| Clair-Mel City, Hillsborough | 139 |
| West Park, Broward | 138 |
| University Of Central Florida, Orange | 137 |
| Missing, St. Johns | 136 |
| Lake Hamilton, Polk | 135 |
| Buena Ventura Lakes, Osceola | 135 |
| Baldwin, Duval | 134 |
| Cloud Lake, Palm Beach | 134 |
| Missing, Pinellas | 132 |
| Clarksville, Calhoun | 132 |
| Kendall, Dade | 131 |
| Hampton, Bradford | 130 |
| Apopka, Seminole | 130 |
| Harmony, Osceola | 130 |
| Missing, Sumter | 129 |
| Placida, Charlotte | 128 |
| Steinhatchee, Taylor | 127 |
| Belleair Beach, Pinellas | 124 |
| Matlacha, Lee | 123 |
| City Of Sunrise, Broward | 123 |
| Dania Beach, Broward | 120 |
| Lighthouse Point, Broward | 119 |
| Tierra Verde, Pinellas | 119 |
| Seville, Volusia | 119 |
| Temple Terrace, Hillsborough | 118 |
| Barry University, Dade | 115 |
| Saint Leo, Pasco | 115 |
| Sunny Isles Beach, Dade | 114 |
| Dinsmore, Duval | 114 |
| Hurlburt Field, Okaloosa | 113 |
| Callaway, Bay | 113 |
| Astor, Lake | 112 |
| Cedar Key, Levy | 111 |
| Panacea, Wakulla | 110 |
| Bradenton Beach, Manatee | 109 |
| Brooker, Bradford | 107 |
| Florahome, Putnam | 105 |
| Lamont, Jefferson | 104 |
| Princeton, Dade | 104 |
| Waldo, Alachua | 104 |
| Canal Point, Palm Beach | 103 |
| Barefoot Bay, Brevard | 102 |
| Fruit Cove, St. Johns | 101 |
| Tyndall Air Force Base, Bay | 100 |
| Florida Gulf Coast Univ, Lee | 99 |
| South Fort Myers, Lee | 98 |
| Kathleen, Polk | 97 |
| University Of South Florida, Hillsborough | 97 |

COVID-19: characteristics of 2,224,148 Florida resident cases

Data through May 7, 2021 verified as of May 8, 2021 at 09:25 AM

Data in this report are provisional and subject to change.

The table below includes the cities and counties of residence for cases in Florida residents based on the patient's ZIP Code. Note that city is not always received as part of the initial notification and may be missing while the case is being investigated.

| City and county | Cases |
|-----------------------------------|-------|
| Bascom, Jackson | 96 |
| Missing, Lake | 95 |
| Ocean Ridge, Palm Beach | 94 |
| Lorida, Highlands | 94 |
| Crystal Beach, Pinellas | 94 |
| Pinetta, Madison | 92 |
| Maitland, Seminole | 92 |
| Fort Denaud, Hendry | 90 |
| F M, Lee | 88 |
| Missing, St. Lucie | 87 |
| Saint Pete Beach, Pinellas | 87 |
| Missing, Marion | 85 |
| Yalaha, Lake | 83 |
| Boca Grande, Lee | 83 |
| Patrick Air Force Base, Brevard | 81 |
| Welaka, Putnam | 80 |
| Wekiwa Springs, Seminole | 79 |
| Eatonville, Orange | 79 |
| Palma Ceia, Hillsborough | 76 |
| North Venice, Sarasota | 75 |
| Avon Park, Polk | 73 |
| Cudjoe Key, Monroe | 72 |
| Missing, Duval | 72 |
| Campbellton, Jackson | 72 |
| Miami Springs, Dade | 71 |
| Ochopee, Collier | 71 |
| Air Mail Facility, Dade | 69 |
| Anna Maria, Manatee | 69 |
| Reunion, Osceola | 68 |
| Georgetown, Putnam | 68 |
| Northdale, Hillsborough | 68 |
| Felda, Hendry | 67 |
| Greensboro, Gadsden | 67 |
| Missing, Palm Beach | 67 |
| Destin, Walton | 66 |
| Stock Island, Monroe | 65 |
| Missing, Pasco | 65 |
| Treasure Island, Pinellas | 63 |
| North Redington Beach, Pinellas | 63 |
| Duette, Manatee | 60 |
| Mexico Beach, Bay | 60 |
| Bonita Beach, Lee | 59 |
| Micco, Brevard | 59 |
| Orlando, Seminole | 58 |
| Bellview, Escambia | 58 |
| Okahumpka, Lake | 57 |
| University Of Tampa, Hillsborough | 57 |
| Lake Suzy, Desoto | 56 |
| Miromar Lakes, Lee | 55 |
| Walnut Hill, Escambia | 55 |
| Ona, Hardee | 55 |
| Green Acres, Palm Beach | 55 |
| Singer Island, Palm Beach | 55 |
| Missing, Santa Rosa | 54 |
| Enterprise, Volusia | 54 |
| Highland City, Polk | 54 |
| Heathrow, Seminole | 54 |
| Miami, Broward | 53 |
| Aloma, Orange | 53 |

COVID-19: characteristics of 2,224,148 Florida resident cases

Data through May 7, 2021 verified as of May 8, 2021 at 09:25 AM

Data in this report are provisional and subject to change.

The table below includes the cities and counties of residence for cases in Florida residents based on the patient's ZIP Code. Note that city is not always received as part of the initial notification and may be missing while the case is being investigated.

| City and county | Cases |
|-----------------------------------|-------|
| Stetson University, Volusia | 52 |
| Orlando, Dade | 52 |
| Town N Country, Hillsborough | 52 |
| Palm Beach Shores, Palm Beach | 51 |
| Intercession City, Osceola | 50 |
| Waverly, Polk | 50 |
| Salt Springs, Marion | 50 |
| Naranja, Dade | 50 |
| Terra Ceia, Manatee | 50 |
| Florida International Univ, Dade | 48 |
| Missing, Broward | 47 |
| Cinco Bayou, Okaloosa | 47 |
| Eaton Park, Polk | 47 |
| Bayonet Point, Pasco | 47 |
| Florence Villa, Polk | 46 |
| Missing, Hillsborough | 46 |
| Ebro, Washington | 45 |
| Miami Shores, Dade | 45 |
| Key Colony Beach, Monroe | 45 |
| Kenansville, Osceola | 45 |
| Village Wellington, Palm Beach | 45 |
| Orlando, Osceola | 45 |
| Sewalls Point, Martin | 44 |
| Manalapan, Palm Beach | 43 |
| Lacoochee, Pasco | 43 |
| Gulf Breeze, Escambia | 43 |
| Lakeshore, Polk | 42 |
| Village Of Wellington, Palm Beach | 42 |
| North Bay Village, Dade | 42 |
| Ridge Manor, Pasco | 42 |
| Cortez, Manatee | 41 |
| Missing, Seminole | 41 |
| Sugarloaf Key, Monroe | 40 |
| Bonaventure, Broward | 40 |
| Poinciana, Osceola | 40 |
| Saint Johns, Duval | 40 |
| Bradley, Polk | 40 |
| Pine Hills, Orange | 40 |
| Bayshore Gardens, Manatee | 40 |
| Hiialeah Gardens, Dade | 39 |
| Davenport, Osceola | 39 |
| Westlake, Palm Beach | 39 |
| Jupiter, Martin | 38 |
| Florida A And M University, Leon | 38 |
| Ponte Vedra, Duval | 38 |
| Pasadena, Pinellas | 38 |
| Univ Of FI Student Dorms, Alachua | 38 |
| Orlando, Volusia | 37 |
| Eloise, Polk | 37 |
| Orlando, Broward | 37 |
| Highland Beach, Palm Beach | 37 |
| Bay Pines, Pinellas | 37 |
| Homeland, Polk | 36 |
| Lealman, Pinellas | 36 |
| Tice, Lee | 36 |
| Lulu, Columbia | 36 |
| Venus, Highlands | 35 |
| Palm Shores, Brevard | 35 |
| Flemington, Marion | 34 |

COVID-19: characteristics of 2,224,148 Florida resident cases

Data through May 7, 2021 verified as of May 8, 2021 at 09:25 AM

Data in this report are provisional and subject to change.

The table below includes the cities and counties of residence for cases in Florida residents based on the patient's ZIP Code. Note that city is not always received as part of the initial notification and may be missing while the case is being investigated.

| City and county | Cases |
|------------------------------|-------|
| Hallandale Beach, Broward | 34 |
| Siesta Key, Sarasota | 34 |
| City Of Westlake, Palm Beach | 34 |
| Orlando, Polk | 34 |
| Dowling Park, Suwannee | 33 |
| Indian Lake Estates, Polk | 33 |
| Sydney, Hillsborough | 33 |
| Alturas, Polk | 32 |
| Wekiva Springs, Seminole | 32 |
| Kinard, Calhoun | 32 |
| Bagdad, Santa Rosa | 32 |
| Homosassa Springs, Citrus | 32 |
| Nocatee, Desoto | 31 |
| South Palm Beach, Palm Beach | 31 |
| Mcintosh, Marion | 31 |
| Westchase, Hillsborough | 30 |
| Saint Marks, Wakulla | 30 |
| Palmdale, Glades | 30 |
| Penney Farms, Clay | 30 |
| Chokoloskee, Collier | 29 |
| Bonita Springs, Collier | 29 |
| Archer, Levy | 29 |
| Little Torch Key, Monroe | 29 |
| Pine Castle, Orange | 29 |
| Missing, Manatee | 29 |
| Pembroke Park, Broward | 28 |
| Tangerine, Orange | 28 |
| Horseshoe Beach, Dixie | 28 |
| Sparr, Marion | 27 |
| Caryville, Holmes | 27 |
| Florida State, Leon | 27 |
| Balm, Hillsborough | 27 |
| New Smyrna, Volusia | 27 |
| Fort Lauderdale, Dade | 26 |
| Orlando, Hillsborough | 26 |
| Orange Lake, Marion | 26 |
| Missing, Citrus | 26 |
| Labelle, Glades | 26 |
| Paxton, Walton | 26 |
| Redington Shores, Pinellas | 26 |
| Long Key, Monroe | 26 |
| Missing, Indian River | 26 |
| Miami, Unknown | 25 |
| Hawthorne, Putnam | 25 |
| South Miami Heights, Dade | 25 |
| Pensacola Beach, Santa Rosa | 25 |
| Yankeetown, Levy | 25 |
| Earleton, Alachua | 25 |
| Tioga, Alachua | 25 |
| Missing, Monroe | 25 |
| Missing, Escambia | 25 |
| Goulds, Dade | 24 |
| Santa Fe, Alachua | 24 |
| Union Park, Orange | 24 |
| Wabasso, Indian River | 24 |
| Boca Raton, Broward | 24 |
| Loughman, Polk | 24 |
| Missing, Brevard | 24 |
| Bostwick, Putnam | 23 |

COVID-19: characteristics of 2,224,148 Florida resident cases

Data through May 7, 2021 verified as of May 8, 2021 at 09:25 AM

Data in this report are provisional and subject to change.

The table below includes the cities and counties of residence for cases in Florida residents based on the patient's ZIP Code. Note that city is not always received as part of the initial notification and may be missing while the case is being investigated.

| City and county | Cases |
|--|-------|
| Champions Gate, Polk | 22 |
| Florida Dept Of Corrections, Union | 22 |
| Wausau, Washington | 22 |
| Plymouth, Orange | 22 |
| Citrus Ridge, Indian River | 22 |
| Crystal Springs, Pasco | 22 |
| Laud-By-The-Sea, Broward | 22 |
| Missing, Okaloosa | 22 |
| Kissimmee, Orange | 22 |
| La Crosse, Alachua | 22 |
| Mango, Hillsborough | 22 |
| Buckingham, Lee | 22 |
| Branford, Lafayette | 22 |
| Mexico Beach, Gulf | 22 |
| Florida International University, Dade | 22 |
| Sun City, Hillsborough | 21 |
| Perdido Key, Escambia | 21 |
| Parker, Bay | 21 |
| Ramrod Key, Monroe | 21 |
| Lake Como, Putnam | 21 |
| Everglades City, Collier | 21 |
| Fort Ogden, Desoto | 21 |
| Bonifay, Washington | 21 |
| Jensen Beach, St. Lucie | 20 |
| Brooksville, Pasco | 20 |
| Missing, Collier | 20 |
| Trenton, Levy | 20 |
| Candler, Marion | 20 |
| Hollywood, Dade | 20 |
| Golden Oak, Orange | 20 |
| Indian River Shores, Indian River | 20 |
| Goodland, Collier | 20 |
| Babcock Ranch, Lee | 19 |
| High Springs, Gilchrist | 19 |
| Maxville, Duval | 19 |
| Nalcrest, Polk | 19 |
| Lake Buena Vista, Orange | 19 |
| Lowell, Marion | 19 |
| Orlando, Palm Beach | 19 |
| Wildlight, Nassau | 19 |
| Forest City, Orange | 18 |
| Belleair Bluffs, Pinellas | 18 |
| Johns Pass Village, Pinellas | 18 |
| West Panama City Beach, Bay | 18 |
| Florida State Univ Admin, Leon | 18 |
| Babcock Ranch, Charlotte | 18 |
| Lakewood Ranch, Sarasota | 18 |
| Tallevast, Manatee | 18 |
| Gulf Stream, Palm Beach | 18 |
| Nichols, Polk | 18 |
| Mount Dora, Orange | 18 |
| Missing, Bay | 17 |
| Webster, Hernando | 17 |
| Hillsboro Beach, Broward | 17 |
| Missing, Martin | 17 |
| Braden River, Manatee | 17 |
| Shady Hills, Pasco | 17 |
| Hutchinson Island, St. Lucie | 17 |
| Graceville, Holmes | 17 |

COVID-19: characteristics of 2,224,148 Florida resident cases

Data through May 7, 2021 verified as of May 8, 2021 at 09:25 AM

Data in this report are provisional and subject to change.

The table below includes the cities and counties of residence for cases in Florida residents based on the patient's ZIP Code. Note that city is not always received as part of the initial notification and may be missing while the case is being investigated.

| City and county | Cases |
|-------------------------------|-------|
| Miami Gardens, Broward | 17 |
| Lake Monroe, Seminole | 17 |
| Hialeah, Broward | 17 |
| Daytona Beach Shores, Volusia | 17 |
| Deer Island, Lake | 17 |
| Trilby, Pasco | 17 |
| Wewahitchka, Calhoun | 16 |
| Lake City, Suwannee | 16 |
| Woodville, Leon | 16 |
| Otter Creek, Levy | 16 |
| Hernando Beach, Hernando | 16 |
| Gulf Hammock, Levy | 16 |
| White Springs, Columbia | 16 |
| Graham, Bradford | 16 |
| Suwannee, Dixie | 16 |
| Village Of Palmetto Bay, Dade | 15 |
| Dade City, Hernando | 15 |
| Indian Creek Village, Dade | 15 |
| Orlando, Pinellas | 15 |
| Winter Garden, Lake | 15 |
| Eau Gallie, Brevard | 15 |
| Saint Lucie West, St. Lucie | 15 |
| Orlando, Lake | 15 |
| Watersound, Walton | 15 |
| Choctaw Beach, Okaloosa | 14 |
| Murdock, Charlotte | 14 |
| Copeland, Collier | 14 |
| Los Angeles, Dade | 14 |
| Durant, Hillsborough | 14 |
| Laurel Hill, Walton | 14 |
| Wahneta, Polk | 14 |
| Virginia Gardens, Dade | 14 |
| Mount Plymouth, Lake | 13 |
| Holder, Citrus | 13 |
| Elfers, Pasco | 13 |
| Roseland, Indian River | 13 |
| Gonzalez, Escambia | 13 |
| Kingsley Lake, Bradford | 13 |
| Steinhatchee, Dixie | 13 |
| Long Boat Key, Manatee | 13 |
| Orlando, Brevard | 13 |
| Saint George Island, Franklin | 13 |
| Unknown, Dade | 13 |
| Alys Beach, Bay | 13 |
| Fort Charlotte, Charlotte | 13 |
| East Lake, Marion | 12 |
| Redington Beach, Pinellas | 12 |
| Goldenrod, Seminole | 12 |
| Captiva, Lee | 12 |
| Grandin, Putnam | 12 |
| Naples, Lee | 12 |
| Umatilla, Marion | 12 |
| Rosemary Beach, Walton | 12 |
| Pensacola Beach, Escambia | 12 |
| Leisure City, Dade | 12 |
| Citrus Hills, Citrus | 12 |
| Fanning Springs, Gilchrist | 12 |
| Missing, Putnam | 12 |
| Greenville, Taylor | 11 |

COVID-19: characteristics of 2,224,148 Florida resident cases

Data through May 7, 2021 verified as of May 8, 2021 at 09:25 AM

Data in this report are provisional and subject to change.

The table below includes the cities and counties of residence for cases in Florida residents based on the patient's ZIP Code. Note that city is not always received as part of the initial notification and may be missing while the case is being investigated.

| City and county | Cases |
|----------------------------------|-------|
| Day, Lafayette | 11 |
| Cypress, Jackson | 11 |
| Deerfield Beach, Palm Beach | 11 |
| Missing, Polk | 11 |
| Missing, Sarasota | 11 |
| Sea Ranch Lakes, Broward | 11 |
| Gibsonia, Polk | 11 |
| Innovation, Pasco | 10 |
| Telogia, Liberty | 10 |
| Missing, Taylor | 10 |
| University Park, Manatee | 10 |
| Worthington Springs, Union | 10 |
| Haines Creek, Lake | 10 |
| Forest City, Seminole | 10 |
| Missing, Nassau | 10 |
| Ozona, Pinellas | 10 |
| Rubonia, Manatee | 10 |
| Seacrest, Walton | 10 |
| Briny Breezes, Palm Beach | 10 |
| Basinger, Okeechobee | 10 |
| Perrine, Dade | 10 |
| Orlando, Leon | 10 |
| Orlando, Duval | 10 |
| Saint Augustine, Duval | 9 |
| West Delray Beach, Palm Beach | 9 |
| Grant Valkaria, Brevard | 9 |
| High Springs, Columbia | 9 |
| Nobleton, Hernando | 9 |
| Passport, Unknown | 9 |
| Ybor City, Hillsborough | 9 |
| Lamont, Madison | 9 |
| Lloyd, Jefferson | 9 |
| Pine Ridge, Citrus | 9 |
| Beverly Beach, Flagler | 9 |
| Saint Augustine Beach, St. Johns | 9 |
| Putnam Hall, Putnam | 9 |
| Ferndale, Lake | 9 |
| Scottsmoor, Brevard | 9 |
| Palma Sola, Manatee | 9 |
| Barberville, Volusia | 9 |
| Cottdale, Washington | 9 |
| Jerome, Collier | 8 |
| Ponce De Leon, Walton | 8 |
| Missing, Clay | 8 |
| Fairfield, Marion | 8 |
| Cross Creek, Alachua | 8 |
| Indian Shores, Pinellas | 8 |
| Quail Heights, Dade | 8 |
| Palm City, St. Lucie | 8 |
| Seybold, Dade | 8 |
| White City, Gulf | 8 |
| Keystone Heights, Bradford | 8 |
| Salem, Taylor | 8 |
| Orange Springs, Marion | 8 |
| Oneco, Manatee | 8 |
| Weirsdale, Lake | 8 |
| Evinston, Alachua | 8 |
| Anastasia Island, St. Johns | 8 |
| East Rockland Key, Monroe | 7 |

COVID-19: characteristics of 2,224,148 Florida resident cases

Data through May 7, 2021 verified as of May 8, 2021 at 09:25 AM

Data in this report are provisional and subject to change.

The table below includes the cities and counties of residence for cases in Florida residents based on the patient's ZIP Code. Note that city is not always received as part of the initial notification and may be missing while the case is being investigated.

| City and county | Cases |
|------------------------------|-------|
| Missing, Flagler | 7 |
| Port Saint John, Brevard | 7 |
| Orange Park, Duval | 7 |
| Inglis, Citrus | 7 |
| Fernandina, Nassau | 7 |
| Morriston, Marion | 7 |
| Orlando, Pasco | 7 |
| Longboat Key, Sarasota | 7 |
| Switzerland, St. Johns | 7 |
| Aripeka, Pasco | 7 |
| Maitland, Volusia | 7 |
| Valkaria, Brevard | 7 |
| Orlando, Alachua | 7 |
| River Ranch, Polk | 7 |
| Missing, Jackson | 7 |
| Niceville, Walton | 7 |
| Okeechobee, Glades | 7 |
| Punta Gorda, Lee | 6 |
| Orlando, Unknown | 6 |
| Holt, Santa Rosa | 6 |
| Inlet Beach, Bay | 6 |
| Deland, Lake | 6 |
| Sunny Hills, Washington | 6 |
| Shady Grove, Taylor | 6 |
| Orlando, Flagler | 6 |
| Orlando, Marion | 6 |
| Missing, Leon | 6 |
| Oklawaha, Marion | 6 |
| Missing, Walton | 6 |
| Labelle, Lee | 6 |
| Port Salerno, Martin | 6 |
| Ridge Manor Estates, Sumter | 6 |
| Maitland, Hillsborough | 6 |
| Winter Park, Polk | 6 |
| Winderemere, Orange | 6 |
| Lake Worth, Broward | 6 |
| Grove City, Charlotte | 6 |
| Coco River, Collier | 6 |
| Eglin, Okaloosa | 6 |
| Bruce, Holmes | 6 |
| Missing, Osceola | 6 |
| Duck Key, Monroe | 6 |
| Newberry, Gilchrist | 6 |
| San Carlos Park, Lee | 6 |
| Miccosukee, Leon | 6 |
| Glenwood, Volusia | 6 |
| Clarcona, Orange | 6 |
| Orchid, Indian River | 6 |
| Maitland, Osceola | 6 |
| Bradenton, Sarasota | 6 |
| Ocoee, Lake | 6 |
| Missing, Unknown | 6 |
| Point Washington, Walton | 6 |
| Mayport Naval Station, Duval | 6 |
| Lake Butler, Bradford | 6 |
| Missing, Alachua | 5 |
| Delray Beach, Broward | 5 |
| Alys Beach, Walton | 5 |
| Seacrest, Bay | 5 |

COVID-19: characteristics of 2,224,148 Florida resident cases

Data through May 7, 2021 verified as of May 8, 2021 at 09:25 AM

Data in this report are provisional and subject to change.

The table below includes the cities and counties of residence for cases in Florida residents based on the patient's ZIP Code. Note that city is not always received as part of the initial notification and may be missing while the case is being investigated.

| City and county | Cases |
|---------------------------------------|-------|
| Williston, Marion | 5 |
| Okeechobee, Martin | 5 |
| Pompano Beach, Palm Beach | 5 |
| Orlando, Manatee | 5 |
| Wakulla Springs, Wakulla | 5 |
| Cypress Gardens, Polk | 5 |
| Island Grove, Alachua | 5 |
| Okeechobee, Osceola | 5 |
| Cape Haze, Charlotte | 5 |
| Bayou George, Bay | 5 |
| Boynton Beach, Broward | 5 |
| Miramar, Dade | 5 |
| Fort Lauderdale, Palm Beach | 5 |
| Jacksonville Naval Air Station, Duval | 5 |
| Highland Park, Polk | 5 |
| Ebro, Bay | 5 |
| Los Angeles, Broward | 5 |
| Westchester, Dade | 5 |
| Mid Florida, Seminole | 5 |
| Ocean Breeze, Martin | 5 |
| Missing, Highlands | 5 |
| Missing, Columbia | 5 |
| Milton, Escambia | 5 |
| Missing, Hernando | 5 |
| Mayport, Duval | 5 |
| Clermont, Polk | 5 |
| Jacksonville, Clay | 5 |
| Greenville, Jefferson | 5 |
| Pass, Unknown | 5 |
| Stuart, St. Lucie | 5 |
| Lake Geneva, Clay | 5 |
| Miami, Palm Beach | 5 |
| Live Oak, Madison | 4 |
| Loxahatchee Groves, Palm Beach | 4 |
| West Bradenton, Manatee | 4 |
| Marina Del Rey, Dade | 4 |
| Lake Harbor, Palm Beach | 4 |
| Glen Ridge, Palm Beach | 4 |
| Coconut Creek, Palm Beach | 4 |
| Orem, Palm Beach | 4 |
| Melrose, Bradford | 4 |
| Jacksonville, Dade | 4 |
| Arcadia, Hillsborough | 4 |
| Branford, Gilchrist | 4 |
| Clewiston, Palm Beach | 4 |
| Conch Key, Monroe | 4 |
| North Fort Myers, Charlotte | 4 |
| Sharpes, Brevard | 4 |
| Sugarloaf, Monroe | 4 |
| Wacissa, Jefferson | 4 |
| Lazy Lake, Broward | 4 |
| Lamont, Taylor | 4 |
| International Service Center, Dade | 4 |
| Indian Rock Beach, Pinellas | 4 |
| Bowling Green, Polk | 4 |
| Plantation Key, Monroe | 4 |
| North Miami Beach, Broward | 4 |
| Sandestin, Walton | 4 |
| Pompano Beach, Dade | 4 |

COVID-19: characteristics of 2,224,148 Florida resident cases

Data through May 7, 2021 verified as of May 8, 2021 at 09:25 AM

Data in this report are provisional and subject to change.

The table below includes the cities and counties of residence for cases in Florida residents based on the patient's ZIP Code. Note that city is not always received as part of the initial notification and may be missing while the case is being investigated.

| City and county | Cases |
|--|-------|
| Bella Collina, Lake | 4 |
| Bonnie, Dade | 4 |
| El Jobean, Charlotte | 4 |
| Marathon Shores, Monroe | 4 |
| Hinsdale, Manatee | 4 |
| Jonesville, Alachua | 4 |
| Julington Creek, St. Johns | 3 |
| Jupiter Island, Martin | 3 |
| Kathleen, Pasco | 3 |
| Marco Island, Lee | 3 |
| Mims, Volusia | 3 |
| Miami Beach, Unknown | 3 |
| Missing, Washington | 3 |
| Ocean Reef Club, Monroe | 3 |
| Alford, Washington | 3 |
| Altamonte Springs, Orange | 3 |
| Port St. Lucie, St. Lucie | 3 |
| Orlando, Escambia | 3 |
| Pass-A-Grille, Pinellas | 3 |
| Vero Beach, St. Lucie | 3 |
| Winter Park, Volusia | 3 |
| Monticello, Madison | 3 |
| Samoset, Manatee | 3 |
| Vernon, Bay | 3 |
| Cape San Blas, Gulf | 3 |
| Apopka, Lake | 3 |
| Crestview, Walton | 3 |
| Cross Key, Monroe | 3 |
| Fernandina Beach, Duval | 3 |
| Fpo, Duval | 3 |
| Green Cove Springs, Duval | 3 |
| Mayport Naval Housing, Duval | 3 |
| Land O Lakes, Hillsborough | 3 |
| Lady Lake, Marion | 3 |
| Homeless, Hillsborough | 3 |
| Jacksonville , Duval | 3 |
| Brooklyn, Broward | 3 |
| Ft Pierce, St. Lucie | 3 |
| Westville, Walton | 3 |
| Orlo Vista, Orange | 3 |
| Pembroke Lakes, Broward | 3 |
| Milligan, Okaloosa | 3 |
| Sorrento, Orange | 3 |
| Stuart, Palm Beach | 3 |
| University Of Central Fl, Hillsborough | 3 |
| Chicago, Lee | 3 |
| Coraopolis, Citrus | 3 |
| Champions Gate, Osceola | 3 |
| Bristol, Calhoun | 3 |
| Aventura, Broward | 3 |
| Jacksonville, Alachua | 3 |
| Marina Del Rey, Broward | 3 |
| Kissimmee, Unknown | 3 |
| Inverness, Polk | 3 |
| Pass, Dade | 3 |
| Vero Beach, Brevard | 3 |
| Pp, Dade | 3 |
| Woodside, Broward | 3 |
| Wimauma, Manatee | 3 |

COVID-19: characteristics of 2,224,148 Florida resident cases

Data through May 7, 2021 verified as of May 8, 2021 at 09:25 AM

Data in this report are provisional and subject to change.

The table below includes the cities and counties of residence for cases in Florida residents based on the patient's ZIP Code. Note that city is not always received as part of the initial notification and may be missing while the case is being investigated.

| City and county | Cases |
|--|-------|
| Brewton, Escambia | 3 |
| Apopka, Broward | 3 |
| Lanark Village, Franklin | 3 |
| Maitland, Polk | 3 |
| Miami Shores, Broward | 3 |
| Pineland, Lee | 3 |
| Tampa, Pinellas | 3 |
| Tampa Palms, Hillsborough | 3 |
| Tarpon Springs, Pasco | 3 |
| Winter Garden, Seminole | 3 |
| Laurel, Sarasota | 3 |
| Ludlam, Dade | 3 |
| Clermont, Orange | 3 |
| West Palm Beach, Broward | 3 |
| Village Of Golf, Palm Beach | 3 |
| Wildwood, Marion | 3 |
| Saint Petersburg, Hillsborough | 3 |
| Palm Coast, Volusia | 3 |
| Port Saint Lucie, Martin | 3 |
| Saint Augusaintine Beach, St. Johns | 3 |
| Loxahatchee, Broward | 3 |
| Lynbrook, Broward | 3 |
| Miami, Orange | 3 |
| Lake City, Duval | 3 |
| Lakeland, Hillsborough | 3 |
| Immokalee, Lee | 3 |
| Hallandale Beach, Dade | 3 |
| Bradington, Manatee | 3 |
| Blountstown, Liberty | 3 |
| Blountstown, Jackson | 2 |
| Alligator Point, Franklin | 2 |
| Crawfordville, Leon | 2 |
| Eatonville, Lake | 2 |
| Miami, Hillsborough | 2 |
| Lutz, Pinellas | 2 |
| Los Angeles, Okaloosa | 2 |
| Louisville, Manatee | 2 |
| Lawtey, Union | 2 |
| Lehigh Acres, Dade | 2 |
| Phoenix, Lake | 2 |
| Opa Locka, Broward | 2 |
| None, Dade | 2 |
| Mount Pleasant, Gadsden | 2 |
| Navarre, Okaloosa | 2 |
| Seven Springs, Pasco | 2 |
| Upper Key Largo, Monroe | 2 |
| University Of Central Florida, Brevard | 2 |
| West Villages, Sarasota | 2 |
| Zellwood, Lake | 2 |
| Doctors Inlet, Clay | 2 |
| Bronx, Seminole | 2 |
| Bonifay, Jackson | 2 |
| Bonnie, Duval | 2 |
| Bonnie, Sarasota | 2 |
| Lecanto, Marion | 2 |
| Maitland, Leon | 2 |
| Lake Helen, Orange | 2 |
| Fort Pierce, Martin | 2 |
| Fort Myers, Collier | 2 |

COVID-19: characteristics of 2,224,148 Florida resident cases

Data through May 7, 2021 verified as of May 8, 2021 at 09:25 AM

Data in this report are provisional and subject to change.

The table below includes the cities and counties of residence for cases in Florida residents based on the patient's ZIP Code. Note that city is not always received as part of the initial notification and may be missing while the case is being investigated.

| City and county | Cases |
|---|-------|
| Winter Park, Leon | 2 |
| St John, Broward | 2 |
| Weston, Dade | 2 |
| West Palm Beach, Dade | 2 |
| Orlando, Santa Rosa | 2 |
| Palm Springs North, Dade | 2 |
| Redland, Dade | 2 |
| Melrose, Alachua | 2 |
| Olustee, Baker | 2 |
| Orlando, Charlotte | 2 |
| Maitland, Lake | 2 |
| Jan Phyl Village, Polk | 2 |
| Hialeah Lakes, Dade | 2 |
| Hialeah, Orange | 2 |
| Moore Haven, Hendry | 2 |
| Naples, Broward | 2 |
| Cassadaga, Volusia | 2 |
| Fort Walton Beach, Walton | 2 |
| Duke Field Air Force Station, Okaloosa | 2 |
| Dunnellon, Levy | 2 |
| University Of Central Florida, Palm Beach | 2 |
| University Of Central Florida, Pinellas | 2 |
| Yalhala, Lake | 2 |
| Pp, Unknown | 2 |
| Provo, Broward | 2 |
| Pensacola, Santa Rosa | 2 |
| Sumatra, Liberty | 2 |
| University Of Central Florida, Broward | 2 |
| West Point, Lee | 2 |
| Saint Teresa, Wakulla | 2 |
| Maitland, Pasco | 2 |
| Miamt, Dade | 2 |
| Orlando, Okaloosa | 2 |
| North Miami, Broward | 2 |
| Knoxville, Escambia | 2 |
| Florida Power & Light Co, Dade | 2 |
| Homeless, Dade | 2 |
| Hialeah, Unknown | 2 |
| Apopka, Unknown | 2 |
| Amelia City, Nassau | 2 |
| Alligator Point, Wakulla | 2 |
| Chipley, Jackson | 2 |
| Longview, Dade | 2 |
| Melrose, Clay | 2 |
| Jacksonville Naval Hospital, Duval | 2 |
| Hosford, Calhoun | 2 |
| Dfafs, Okaloosa | 2 |
| Wauchula, Desoto | 2 |
| Yeehaw, Okeechobee | 2 |
| Tampa, Hernando | 2 |
| Noma, Holmes | 2 |
| Sebring, Desoto | 2 |
| Saint Lucie Village, St. Lucie | 2 |
| Ormond Beach, Flagler | 2 |
| Pembroke Pines, Dade | 2 |
| Northport, Sarasota | 2 |
| Saint Marys, Nassau | 2 |
| Port Saint Lucie, Palm Beach | 2 |
| Red Bay, Holmes | 2 |

COVID-19: characteristics of 2,224,148 Florida resident cases

Data through May 7, 2021 verified as of May 8, 2021 at 09:25 AM

Data in this report are provisional and subject to change.

The table below includes the cities and counties of residence for cases in Florida residents based on the patient's ZIP Code. Note that city is not always received as part of the initial notification and may be missing while the case is being investigated.

| City and county | Cases |
|------------------------------------|-------|
| Woodstock, Lee | 2 |
| West Lafayette, Broward | 2 |
| Windermere, Lake | 2 |
| Sutton, Pasco | 2 |
| Tequesta, Martin | 2 |
| Fort Lauderdale, Alachua | 2 |
| Bay Harbor Islands, Unknown | 2 |
| Alachua, Duval | 2 |
| Cross City, Taylor | 2 |
| Carl Fisher, Dade | 2 |
| Inwood, Broward | 2 |
| Jupiter, Dade | 2 |
| Micanopy, Marion | 2 |
| Marysville, Dade | 2 |
| Lake Clarke Shores, Palm Beach | 2 |
| FI State Univ Student, Leon | 2 |
| Defuniak Springs, Okaloosa | 2 |
| Cibolo, Orange | 2 |
| Claysville, Hernando | 2 |
| Crescent Beach, Sarasota | 2 |
| Callahan, Duval | 2 |
| Tampa, Broward | 2 |
| Tarpon Springs, Hillsborough | 2 |
| South Miami, Broward | 2 |
| Port Canaveral, Brevard | 2 |
| Monument, Broward | 2 |
| Orlando, St. Lucie | 2 |
| Winter Springs, Orange | 2 |
| Windermere, Hillsborough | 2 |
| Venice, Dade | 2 |
| Union, Manatee | 2 |
| University Of Central FI, Seminole | 2 |
| Okeechobee, Highlands | 2 |
| Pompano Beach, Osceola | 2 |
| Port Charlotte, Lee | 2 |
| Sand Lake, Orange | 2 |
| Swansea, Lee | 2 |
| At Large, Broward | 2 |
| Boys Ranch, Suwannee | 2 |
| Eatonville, Polk | 2 |
| New Port Richey, Hillsborough | 2 |
| Miami, Martin | 2 |
| Long Beach, Orange | 2 |
| Labelle, Collier | 2 |
| Jena, Taylor | 2 |
| Fort Pierce, Brevard | 2 |
| Indianapolis, Lee | 1 |
| Jupiter, Pinellas | 1 |
| Kansas City, Palm Beach | 1 |
| Los Angeles, Orange | 1 |
| Maitland, Palm Beach | 1 |
| Lake In The Hills, Broward | 1 |
| Litchfield Park, Monroe | 1 |
| Littleton, St. Johns | 1 |
| Milford, Bay | 1 |
| Milford, Unknown | 1 |
| Miramar, Unknown | 1 |
| Marianna, Leon | 1 |
| Marianna, Washington | 1 |

COVID-19: characteristics of 2,224,148 Florida resident cases

Data through May 7, 2021 verified as of May 8, 2021 at 09:25 AM

Data in this report are provisional and subject to change.

The table below includes the cities and counties of residence for cases in Florida residents based on the patient's ZIP Code. Note that city is not always received as part of the initial notification and may be missing while the case is being investigated.

| City and county | Cases |
|----------------------------|-------|
| Mary Esther, Hillsborough | 1 |
| Melbourne, Volusia | 1 |
| Mattoon, Lee | 1 |
| Newaygo, Charlotte | 1 |
| North Port, Charlotte | 1 |
| Missing, Franklin | 1 |
| Na, Dade | 1 |
| Naples, Unknown | 1 |
| New Canaan, Dade | 1 |
| Eureka, Flagler | 1 |
| Evansville, Citrus | 1 |
| Denton, Broward | 1 |
| Destin, Bay | 1 |
| Dpo, Dade | 1 |
| Crescent City, Marion | 1 |
| Crestview, Unknown | 1 |
| Commerce Township, Manatee | 1 |
| Crawfordville, Alachua | 1 |
| Fort Lauderdale, Lee | 1 |
| Fort Myers, Polk | 1 |
| Fort Worth, Broward | 1 |
| Franklin, Orange | 1 |
| Frostproof, Highlands | 1 |
| Gainesville, Palm Beach | 1 |
| Gainesville, Santa Rosa | 1 |
| Glens Falls, Broward | 1 |
| Gwynn Oak, Polk | 1 |
| Brewster, Palm Beach | 1 |
| Brownsville, Escambia | 1 |
| Bryant, Palm Beach | 1 |
| Bonnie, St. Johns | 1 |
| Clearwater, Hillsborough | 1 |
| Coal City, Pasco | 1 |
| Celebration, Orange | 1 |
| Chicago, Broward | 1 |
| Austin, Dade | 1 |
| Apo, Collier | 1 |
| Big Torch Key, Monroe | 1 |
| Black, Holmes | 1 |
| Boca Raton, Lee | 1 |
| 8852 Teacher Ln, Pasco | 1 |
| Addison, Pasco | 1 |
| Apopka, Citrus | 1 |
| Apopka, Hillsborough | 1 |
| Arabi, Orange | 1 |
| Tampa, Citrus | 1 |
| Tampa, Duval | 1 |
| Surfside Beach, Orange | 1 |
| Sun City Center, Lee | 1 |
| Temple, Palm Beach | 1 |
| Unknown, Duval | 1 |
| Upland, Manatee | 1 |
| Valrico, Polk | 1 |
| Saint Charles, Orange | 1 |
| Saint Petersburg, Duval | 1 |
| Saint Petersburg, Manatee | 1 |
| St Peterburg, Orange | 1 |
| Staten Island, Broward | 1 |
| Stiamk, Dade | 1 |

COVID-19: characteristics of 2,224,148 Florida resident cases

Data through May 7, 2021 verified as of May 8, 2021 at 09:25 AM

Data in this report are provisional and subject to change.

The table below includes the cities and counties of residence for cases in Florida residents based on the patient's ZIP Code. Note that city is not always received as part of the initial notification and may be missing while the case is being investigated.

| City and county | Cases |
|------------------------------------|-------|
| Summerdale, Escambia | 1 |
| Scottsdale, Brevard | 1 |
| Scottsdale, Palm Beach | 1 |
| Pittsburgh, Alachua | 1 |
| Playa Del Rey, Palm Beach | 1 |
| Plymouth, Pasco | 1 |
| Port Saint Lucie, Marion | 1 |
| Roswell, Bay | 1 |
| Royal Palm, Palm Beach | 1 |
| Ruskin, Dade | 1 |
| Ruskin, Manatee | 1 |
| Opa Locka, Orange | 1 |
| Oviedo, Orange | 1 |
| Pace, Escambia | 1 |
| Painted Post, Pasco | 1 |
| Palatka, Marion | 1 |
| Pensacola Naval Hospital, Escambia | 1 |
| Wabasha, Clay | 1 |
| West Hollywood, Broward | 1 |
| Wekiwa Springs, Orange | 1 |
| Wakefield, Broward | 1 |
| Waverly, Duval | 1 |
| Winnetka, Dade | 1 |
| Winter Garden, Osceola | 1 |
| Winter Haven, Leon | 1 |
| Winter Haven, Osceola | 1 |
| Winter Park, Duval | 1 |
| Winter Park, Palm Beach | 1 |
| Winter Springs, Polk | 1 |
| Youngstown, Washington | 1 |
| Wildwood, Lee | 1 |
| Willington, Lee | 1 |
| Orlando, Walton | 1 |
| Oviedo, Lake | 1 |
| Orlando, St. Johns | 1 |
| Orem, Dade | 1 |
| Orlando, Citrus | 1 |
| Orlando, Collier | 1 |
| Orlando, Hernando | 1 |
| Ocala, Duval | 1 |
| Notrealville, Polk | 1 |
| Mokena, Lee | 1 |
| Myrtle Beach, Broward | 1 |
| Morrisville, Palm Beach | 1 |
| North Brunswick, St. Lucie | 1 |
| North Grafton, Dade | 1 |
| Nashville, Palm Beach | 1 |
| Pooler, Broward | 1 |
| Punta Gorda, Sarasota | 1 |
| Putnam, Putnam | 1 |
| Plantation, Leon | 1 |
| Pensacola, Dade | 1 |
| Panomo City, Bay | 1 |
| Parrish, Sarasota | 1 |
| Seguin, Unknown | 1 |
| Ridgewood, Lee | 1 |
| Roayl Palm Beach, Palm Beach | 1 |
| Roseville, Broward | 1 |
| Rye, Palm Beach | 1 |

COVID-19: characteristics of 2,224,148 Florida resident cases

Data through May 7, 2021 verified as of May 8, 2021 at 09:25 AM

Data in this report are provisional and subject to change.

The table below includes the cities and counties of residence for cases in Florida residents based on the patient's ZIP Code. Note that city is not always received as part of the initial notification and may be missing while the case is being investigated.

| City and county | Cases |
|---------------------------|-------|
| Saint Petersburg, Bay | 1 |
| St Cloud, Orange | 1 |
| St Helena Is, Dade | 1 |
| Surprise, Unknown | 1 |
| Vernon, Walton | 1 |
| Unknown, Manatee | 1 |
| Venezuela, Unknown | 1 |
| Tinley Park, Manatee | 1 |
| Twentynine Palms, Broward | 1 |
| Waukesha, Volusia | 1 |
| Whippany, Volusia | 1 |
| Xifamk, Dade | 1 |
| Wilmington, Charlotte | 1 |
| Windermere, Alachua | 1 |
| Winfield, Hillsborough | 1 |
| Winter Garden, Unknown | 1 |
| Winter Park, Brevard | 1 |
| Buffalo, Dade | 1 |
| Canton, Duval | 1 |
| Brunswick, Polk | 1 |
| Bryceville, Duval | 1 |
| Bradentom, Manatee | 1 |
| Bradenton, Lee | 1 |
| Boca Raton, Dade | 1 |
| Boca Raton, Madison | 1 |
| Bogota, Unknown | 1 |
| Bal Harbour, Broward | 1 |
| Atlanta, Walton | 1 |
| Attalla, Broward | 1 |
| Auburn, Palm Beach | 1 |
| Autaugaville, Broward | 1 |
| Apopka, Volusia | 1 |
| Alachua, Suwannee | 1 |
| Alafaya, Broward | 1 |
| Alafaya, Pinellas | 1 |
| Crestview, Broward | 1 |
| Clearwater, Leon | 1 |
| Charlotte, Alachua | 1 |
| Crystal River, Marion | 1 |
| Dade City, Unknown | 1 |
| Dalecity, Okaloosa | 1 |
| Daytona Beach, Orange | 1 |
| Deerfield Beach, Polk | 1 |
| Dona Vista, Lake | 1 |
| East Setauket, Palm Beach | 1 |
| El Dorado, Palm Beach | 1 |
| Fayetteville, Broward | 1 |
| Fellsmere, Brevard | 1 |
| Florida City, Unknown | 1 |
| Fort Lauderdale, Collier | 1 |
| Fort Myers, Alachua | 1 |
| Fleming Island, Duval | 1 |
| Glen Cove, Unknown | 1 |
| Glen Saint Mary, Duval | 1 |
| Golf, Palm Beach | 1 |
| Great Neck, Dade | 1 |
| Gainesville, Levy | 1 |
| Immokalee, Walton | 1 |
| Jacksonville, Baker | 1 |

COVID-19: characteristics of 2,224,148 Florida resident cases

Data through May 7, 2021 verified as of May 8, 2021 at 09:25 AM

Data in this report are provisional and subject to change.

The table below includes the cities and counties of residence for cases in Florida residents based on the patient's ZIP Code. Note that city is not always received as part of the initial notification and may be missing while the case is being investigated.

| City and county | Cases |
|-----------------------------|-------|
| Jacksonville, Marion | 1 |
| Holiday, Hillsborough | 1 |
| Greensboro, Leon | 1 |
| Lake Forest, Collier | 1 |
| Macclenny, Dixie | 1 |
| Madison, Jefferson | 1 |
| Maitland, Collier | 1 |
| Key West, Palm Beach | 1 |
| Kilgore, Dade | 1 |
| Jupiter Inlet, Palm Beach | 1 |
| Land O Lakes, Unknown | 1 |
| Lawton, Okaloosa | 1 |
| Levittown, Palm Beach | 1 |
| Lima, Manatee | 1 |
| Lima, Volusia | 1 |
| Merrick, Palm Beach | 1 |
| Metter, Manatee | 1 |
| Miami, Osceola | 1 |
| Miamiardens, Unknown | 1 |
| Miamksaohes, Dade | 1 |
| Milford, Lee | 1 |
| Missing, Okeechobee | 1 |
| Monroe Township, Palm Beach | 1 |
| Monroe, Lee | 1 |
| Moore Haven, Okeechobee | 1 |
| Morrisville, Unknown | 1 |
| Matawan, Palm Beach | 1 |
| Mckinney, Broward | 1 |
| Miamc, Dade | 1 |
| Lake Butler, Alachua | 1 |
| Knoxville, Bay | 1 |
| Las Vegas, Palm Beach | 1 |
| Ldhl, Broward | 1 |
| Longwood, Volusia | 1 |
| Leesburg, Seminole | 1 |
| Lincoln, St. Lucie | 1 |
| Little Neck, Lee | 1 |
| Jupiter, St. Lucie | 1 |
| Kenilworth, Leon | 1 |
| Key West, Duval | 1 |
| Kingsland, Nassau | 1 |
| Keys West, Unknown | 1 |
| Irvine, Marion | 1 |
| Istachatta, Hernando | 1 |
| Intrcsion Cty, Osceola | 1 |
| Inverness, Marion | 1 |
| Jacksonville, Orange | 1 |
| Jefferson, Dade | 1 |
| Jonesboro, Leon | 1 |
| Homeless, Monroe | 1 |
| Homeless, Pinellas | 1 |
| Howell, Dade | 1 |
| Hudson, Hernando | 1 |
| Hoclywsod, Dade | 1 |
| Holiday, Pinellas | 1 |
| Hernando, Marion | 1 |
| Hialeah, Collier | 1 |
| Indian Rocks Beach, Duval | 1 |
| Indiantown, Palm Beach | 1 |

COVID-19: characteristics of 2,224,148 Florida resident cases

Data through May 7, 2021 verified as of May 8, 2021 at 09:25 AM

Data in this report are provisional and subject to change.

The table below includes the cities and counties of residence for cases in Florida residents based on the patient's ZIP Code. Note that city is not always received as part of the initial notification and may be missing while the case is being investigated.

| City and county | Cases |
|----------------------------|-------|
| Inglewood, Sarasota | 1 |
| Carmel, Orange | 1 |
| Cedar Springs, Hernando | 1 |
| Caracas, Dade | 1 |
| Bryceville, Baker | 1 |
| Dallas, Hernando | 1 |
| Dayton, Lake | 1 |
| Daytona Beach, Pinellas | 1 |
| Alpharetta, Broward | 1 |
| O, Manatee | 1 |
| Acworth, Okaloosa | 1 |
| Apopka, Clay | 1 |
| Asheville, Highlands | 1 |
| Astoria, Broward | 1 |
| Atmore, Escambia | 1 |
| Bartow, Hardee | 1 |
| Bel Air, Collier | 1 |
| Berryton, Palm Beach | 1 |
| Brooklyn, Dade | 1 |
| Brooklyn, Lee | 1 |
| Bonnie, Broward | 1 |
| Boston, Broward | 1 |
| Fort Lauderdale, Leon | 1 |
| Fort Myers, Sarasota | 1 |
| Fort Pierce, Palm Beach | 1 |
| Fort White, Clay | 1 |
| East Palatka, Hillsborough | 1 |
| Eastpoint, Leon | 1 |
| Dearborn, Broward | 1 |
| Deer Park, Dade | 1 |
| Deerfield, Dade | 1 |
| Deland, Seminole | 1 |
| Deltona, Seminole | 1 |
| Doral, Unknown | 1 |
| Downingtown, Broward | 1 |
| Downingtown, Hillsborough | 1 |
| Dpo, Santa Rosa | 1 |
| Garden City, Alachua | 1 |
| Gaylord, Orange | 1 |
| Goodrich, Charlotte | 1 |
| Gotcha, Orange | 1 |
| Greensburg, Palm Beach | 1 |
| Harpers Ferry, Palm Beach | 1 |
| Helen, Bay | 1 |
| Haines City, Osceola | 1 |
| Erie, Monroe | 1 |
| Fisher Island, Unknown | 1 |
| Topsham, Manatee | 1 |
| Town Of Nocatee, St. Johns | 1 |
| Troy, Manatee | 1 |
| Unkn, Duval | 1 |
| Sweetwater, Manatee | 1 |
| Syracuse, Polk | 1 |
| Tallahassee, Dade | 1 |
| Tamarac, Dade | 1 |
| Tavares, Orange | 1 |
| Waipahu, Santa Rosa | 1 |
| Ward, Polk | 1 |
| Wellborn, Columbia | 1 |

COVID-19: characteristics of 2,224,148 Florida resident cases

Data through May 7, 2021 verified as of May 8, 2021 at 09:25 AM

Data in this report are provisional and subject to change.

The table below includes the cities and counties of residence for cases in Florida residents based on the patient's ZIP Code. Note that city is not always received as part of the initial notification and may be missing while the case is being investigated.

| City and county | Cases |
|-------------------------------|-------|
| West Apim Beach, Palm Beach | 1 |
| Venetian Islands, Dade | 1 |
| Winter Garden, Duval | 1 |
| Woodbine, Nassau | 1 |
| West Yarmouth, St. Lucie | 1 |
| Yulee, St. Johns | 1 |
| Zephyrhills, Hillsborough | 1 |
| Rileyville, Flagler | 1 |
| Saint Joseph, Volusia | 1 |
| Russellville, Bay | 1 |
| Sagamore Beach, Charlotte | 1 |
| Saint Augustine, Broward | 1 |
| Saint Cloud, Palm Beach | 1 |
| Prattville, Hillsborough | 1 |
| Prestonsburg, Bay | 1 |
| Quincy, Jackson | 1 |
| Rapid City, Broward | 1 |
| Petersburg, Manatee | 1 |
| Piasa, Putnam | 1 |
| San Antonio, Orange | 1 |
| Shirley, Flagler | 1 |
| Seminole, Leon | 1 |
| Suitland, Volusia | 1 |
| Sunbright, Palm Beach | 1 |
| Oakland, Lee | 1 |
| Oldsmar, Hillsborough | 1 |
| Olean, Alachua | 1 |
| North Palm Beach, Orange | 1 |
| Missing, Levy | 1 |
| Myakka City, Sarasota | 1 |
| New Middletown, Hillsborough | 1 |
| New Port Richey, Pinellas | 1 |
| Newberry, Marion | 1 |
| Newtown, Lake | 1 |
| Palmetto Bay, Palm Beach | 1 |
| Palmetto, Pasco | 1 |
| Parma, Manatee | 1 |
| Pass-A-Grille Beach, Pinellas | 1 |
| Other, Dade | 1 |
| Pembroke Pines, Orange | 1 |
| Pensacola, Sumter | 1 |
| Perth Amboy, Hillsborough | 1 |
| Powell, Lee | 1 |
| Puerto Rico, Unknown | 1 |
| Randolph, Orange | 1 |
| Rivera Beach, Palm Beach | 1 |
| Paducah, Manatee | 1 |
| Orlando, Jackson | 1 |
| Orlando, Lee | 1 |
| Panama City, Unknown | 1 |
| Ocala, Citrus | 1 |
| Ocoee, Unknown | 1 |
| Odessa, Dade | 1 |
| Nantucket, Palm Beach | 1 |
| New Vernon, Palm Beach | 1 |
| Oldsray, Manatee | 1 |
| Newberry, Levy | 1 |
| Saint Augustine, Flagler | 1 |
| Port Orange, Brevard | 1 |

COVID-19: characteristics of 2,224,148 Florida resident cases

Data through May 7, 2021 verified as of May 8, 2021 at 09:25 AM

Data in this report are provisional and subject to change.

The table below includes the cities and counties of residence for cases in Florida residents based on the patient's ZIP Code. Note that city is not always received as part of the initial notification and may be missing while the case is being investigated.

| City and county | Cases |
|------------------------------------|-------|
| Seffener, Hillsborough | 1 |
| Seminole, Lee | 1 |
| Sanford, Orange | 1 |
| Saint Petersburg, Charlotte | 1 |
| Sunrtise, Dade | 1 |
| Tallahassee, Madison | 1 |
| Tallahassee, Pinellas | 1 |
| Summerfield, Unknown | 1 |
| Stratford, Broward | 1 |
| Windermere, Volusia | 1 |
| Wtixrat, Dade | 1 |
| Westlake Village, Unknown | 1 |
| White Plains, Broward | 1 |
| Whites Creek, Leon | 1 |
| University Of Central Florida, Lee | 1 |
| Trenton, Dixie | 1 |
| Unknown, Unknown | 1 |
| Toms River, Lee | 1 |
| Tourist, Dade | 1 |
| Watersound, Bay | 1 |
| Vero Beach, Unknown | 1 |
| Unk, Duval | 1 |
| Ventura, Orange | 1 |
| Dover, Lee | 1 |
| Davenport, Lake | 1 |
| Dayton, Citrus | 1 |
| Dayton, Orange | 1 |
| Dearborn Heights, Hillsborough | 1 |
| Dearborn, Dade | 1 |
| Edgewood, Broward | 1 |
| Elkton, Putnam | 1 |
| Chesterfield, Broward | 1 |
| Carteret, Polk | 1 |
| Cincinnati, Dade | 1 |
| Connellsville, Highlands | 1 |
| Baker, Santa Rosa | 1 |
| Belleville, Palm Beach | 1 |
| Belmont, Santa Rosa | 1 |
| Blountstown, Broward | 1 |
| 000000, Unknown | 1 |
| Armstrong, St. Johns | 1 |
| Atl, Brevard | 1 |
| Alva, Escambia | 1 |
| Andalusia, Escambia | 1 |
| Arcadia, Highlands | 1 |
| Bronson, Alachua | 1 |
| Brooker, Alachua | 1 |
| Bradenton, Clay | 1 |
| Brandon, Pinellas | 1 |
| Bonita, Lee | 1 |
| Bocaraten, Palm Beach | 1 |
| Hudson, Pinellas | 1 |
| Indian Rock Beach, Palm Beach | 1 |
| Hoosick Falls, Broward | 1 |
| Interlachen, Duval | 1 |
| Kaclsonville, Duval | 1 |
| Kechi, Orange | 1 |
| Fort Myers, Broward | 1 |
| Floral, Okaloosa | 1 |

COVID-19: characteristics of 2,224,148 Florida resident cases

Data through May 7, 2021 verified as of May 8, 2021 at 09:25 AM

Data in this report are provisional and subject to change.

The table below includes the cities and counties of residence for cases in Florida residents based on the patient's ZIP Code. Note that city is not always received as part of the initial notification and may be missing while the case is being investigated.

| City and county | Cases |
|----------------------------|-------|
| Forestville, Volusia | 1 |
| Gainesville, Okaloosa | 1 |
| Hialeahgardens, Dade | 1 |
| Hiram, Leon | 1 |
| Greenbrier, Bay | 1 |
| Greenville, Palm Beach | 1 |
| Groveland, Orange | 1 |
| Mexico, Orange | 1 |
| Miami Gardens, Unknown | 1 |
| Middletown, Osceola | 1 |
| Mayaguez, Dade | 1 |
| Missing, Gilchrist | 1 |
| Monroe, Hillsborough | 1 |
| Longwood, Broward | 1 |
| Lucedale, St. Lucie | 1 |
| Macclenny, Duval | 1 |
| Mantua, Broward | 1 |
| Jacksonville, Nassau | 1 |
| Kure Beach, Monroe | 1 |
| Lakeland, Palm Beach | 1 |
| Leesburg, Broward | 1 |
| Conifer, Lee | 1 |
| Clarksboro, Lee | 1 |
| Chipley, Holmes | 1 |
| Celebration, Palm Beach | 1 |
| Chattanooga, Dade | 1 |
| El Paso, Unknown | 1 |
| Elbow Lake, Palm Beach | 1 |
| Dunellen, Dade | 1 |
| Eatonville, Seminole | 1 |
| Diamond, Highlands | 1 |
| Doral, Broward | 1 |
| Cutler Bay, Broward | 1 |
| Daniel Island, Bay | 1 |
| Altamonte, Orange | 1 |
| Alva, Collier | 1 |
| Amelia Village, Nassau | 1 |
| Apple Creek, Citrus | 1 |
| Allentown, Putnam | 1 |
| Barefoot Beach, Lee | 1 |
| Battle Creek, Manatee | 1 |
| Avon, Manatee | 1 |
| Aventura, Osceola | 1 |
| Bryn Mawr, Palm Beach | 1 |
| Burkeville, Brevard | 1 |
| Camden Wyoming, Duval | 1 |
| Casselberry, Orange | 1 |
| Boston, Dade | 1 |
| Brewster, Volusia | 1 |
| Boca Raton,, Palm Beach | 1 |
| Bear Grass, Palm Beach | 1 |
| Azalea Park, Osceola | 1 |
| Hickory, Lee | 1 |
| Havana, Leon | 1 |
| Homer, Escambia | 1 |
| Fort Denaud, Glades | 1 |
| Fort Meyers, Lee | 1 |
| Fortwalton Beach, Okaloosa | 1 |
| Garland, Orange | 1 |

COVID-19: characteristics of 2,224,148 Florida resident cases

Data through May 7, 2021 verified as of May 8, 2021 at 09:25 AM

Data in this report are provisional and subject to change.

The table below includes the cities and counties of residence for cases in Florida residents based on the patient's ZIP Code. Note that city is not always received as part of the initial notification and may be missing while the case is being investigated.

| City and county | Cases |
|-------------------------------------|-------|
| Everett, Dade | 1 |
| Fairless Hills, Broward | 1 |
| FI State Lot, Leon | 1 |
| Flamingo Lodge, Dade | 1 |
| Lake Mary, Lake | 1 |
| Jeffersonville, Broward | 1 |
| Madison, Unknown | 1 |
| Longwood, Orange | 1 |
| Lansdale, Lake | 1 |
| Lapeer, Manatee | 1 |
| Lehigh Cares, Lee | 1 |
| Live Oak, Columbia | 1 |
| Loganville, Orange | 1 |
| Missing, Wakulla | 1 |
| Monterey, Broward | 1 |
| Mumford, Manatee | 1 |
| N/A, Duval | 1 |
| Naples, Alachua | 1 |
| Opa Locka, Polk | 1 |
| Orem, Sarasota | 1 |
| Ocean City, Broward | 1 |
| Old Town, Gilchrist | 1 |
| Miami, Charlotte | 1 |
| Miamii, Dade | 1 |
| Middleburg, Duval | 1 |
| Midland, Osceola | 1 |
| Missing, Hamilton | 1 |
| Miami Garden, Unknown | 1 |
| San Antonio, Dade | 1 |
| Russellville, Hillsborough | 1 |
| Saint Augustine, Okaloosa | 1 |
| Sanford, Palm Beach | 1 |
| Sebastian, Lake | 1 |
| Ridgewood, Broward | 1 |
| Riverview, Manatee | 1 |
| Rochester, Broward | 1 |
| Roseland, Palm Beach | 1 |
| Republic, Monroe | 1 |
| Richmond, Palm Beach | 1 |
| Pompano Beach, Alachua | 1 |
| Oviedo, Leon | 1 |
| Porter Ranch, Dade | 1 |
| Raiford, Bradford | 1 |
| Ponte Vedra Beach, Orange | 1 |
| Port Orange , Volusia | 1 |
| Port Saint Lucie, Indian River | 1 |
| Village Of Palm Springs, Palm Beach | 1 |
| Virginia Beach, Alachua | 1 |
| Wayne, Palm Beach | 1 |
| Webster, Pasco | 1 |
| Wekiva Springs, Orange | 1 |
| Westerville, Hillsborough | 1 |
| Wilton Manors, Dade | 1 |
| Wilbur By The Sea, Volusia | 1 |
| Willowbrook, Lee | 1 |
| Wilmington, Pasco | 1 |
| Tower Lakes, Lee | 1 |
| Union City, Bradford | 1 |
| University Of Central Fl, Pasco | 1 |

COVID-19: characteristics of 2,224,148 Florida resident cases

Data through May 7, 2021 verified as of May 8, 2021 at 09:25 AM

Data in this report are provisional and subject to change.

The table below includes the cities and counties of residence for cases in Florida residents based on the patient's ZIP Code. Note that city is not always received as part of the initial notification and may be missing while the case is being investigated.

| City and county | Cases |
|--------------------------------|-------|
| Steinhatchee, Alachua | 1 |
| Tallahassee, Wakulla | 1 |
| Tampa, Escambia | 1 |
| Tampa, Manatee | 1 |
| Tangerine, Lake | 1 |
| Winter Garden, Hillsborough | 1 |
| Woodland Hills, Brevard | 1 |
| Youngstown, Calhoun | 1 |
| Yulee, Duval | 1 |
| Summerville, Dade | 1 |
| Tallahassee, Escambia | 1 |
| Stockbridge, Leon | 1 |
| Sullivans Island, Dade | 1 |
| Tinley Park, Lee | 1 |
| University Of Central Fl, Dade | 1 |
| Telluride, Lee | 1 |
| Tampa, Lee | 1 |
| Tampa, Polk | 1 |
| Sevierville, Dade | 1 |
| South Otselic, Dade | 1 |
| Southampton, Palm Beach | 1 |
| Saint Petersburg, Dade | 1 |
| San Juan, Osceola | 1 |
| San Pedro Sula, Dade | 1 |
| Sandy, Duval | 1 |
| Richmond Heights, Dade | 1 |
| Ridge Manor, Hernando | 1 |
| Riverview, Pinellas | 1 |
| Rochester, Lee | 1 |
| Rosemary Beach, Bay | 1 |
| Saint Cloud, Orange | 1 |
| Plant City, Hendry | 1 |
| Plant City, Pinellas | 1 |
| Plantation, Unknown | 1 |
| Ponce, Orange | 1 |
| Port Saint Lucie, Duval | 1 |
| Portland, Unknown | 1 |
| Pound Ridge, Leon | 1 |
| Orlando, Highlands | 1 |
| Orem, Nassau | 1 |
| Olando, Orange | 1 |
| Parlin, Broward | 1 |
| Wayne, Dade | 1 |
| West Lafayette, Desoto | 1 |
| West Simsbury, Collier | 1 |
| Windermere, Polk | 1 |
| Winter Park, Lake | 1 |
| Winter, Pinellas | 1 |
| Downers Grove, St. Lucie | 1 |
| Export, Palm Beach | 1 |
| Fdsf, Unknown | 1 |
| Fort Myers, Lake | 1 |
| Felda, Palm Beach | 1 |
| Flagler Beach, Volusia | 1 |
| Flora, Lee | 1 |
| Fruitland Park, Sumter | 1 |
| Gainesville, Marion | 1 |
| Gastonia, Polk | 1 |
| Fresno, Pasco | 1 |

COVID-19: characteristics of 2,224,148 Florida resident cases

Data through May 7, 2021 verified as of May 8, 2021 at 09:25 AM

Data in this report are provisional and subject to change.

The table below includes the cities and counties of residence for cases in Florida residents based on the patient's ZIP Code. Note that city is not always received as part of the initial notification and may be missing while the case is being investigated.

| City and county | Cases |
|-------------------------------|-------|
| Green, Clay | 1 |
| Greensburg, Orange | 1 |
| Greenville, Monroe | 1 |
| Groveland, Broward | 1 |
| Gulf Shores, Escambia | 1 |
| Clearwater, Highlands | 1 |
| Columbia, Orange | 1 |
| Coral Gables, Unknown | 1 |
| Crestview, Dade | 1 |
| Dade City, Polk | 1 |
| Darien, Pasco | 1 |
| Delrey Beach, Palm Beach | 1 |
| Arcadia, Charlotte | 1 |
| Aspen, Palm Beach | 1 |
| Atl, Broward | 1 |
| Atlanta, Broward | 1 |
| Aurburndale, Polk | 1 |
| Aventura, Unknown | 1 |
| Azalea Park, Sarasota | 1 |
| Biscayne Park, Broward | 1 |
| Alpharetta, Alachua | 1 |
| Apalachicola, Leon | 1 |
| Brooksville, Columbia | 1 |
| Bryn Mawr, Collier | 1 |
| Canfield, Duval | 1 |
| Naugatuck, Lee | 1 |
| Myakka, Duval | 1 |
| Newport Beach, Palm Beach | 1 |
| North Adams, Manatee | 1 |
| North Little Rock, Palm Beach | 1 |
| Northville, Broward | 1 |
| Ocala, Indian River | 1 |
| Ocoee, Broward | 1 |
| Ocoee, Polk | 1 |
| New Vernon, Sarasota | 1 |
| New York, Broward | 1 |
| Missing, Hendry | 1 |
| Missing, Baker | 1 |
| Milford, Palm Beach | 1 |
| Minneapolis, Broward | 1 |
| Hilliard, Dade | 1 |
| Hollywood, Leon | 1 |
| Homestead, Monroe | 1 |
| Humble, Broward | 1 |
| Harrison, Dade | 1 |
| Havanna, Gadsden | 1 |
| Jacksonville, Flagler | 1 |
| Jacksonville, Palm Beach | 1 |
| Johns Island, Wakulla | 1 |
| Killarney, Orange | 1 |
| Knoxville, Duval | 1 |
| Lake City, Volusia | 1 |
| Maitland, Unknown | 1 |
| Matlacha Island, Lee | 1 |
| Melbourne, Dade | 1 |
| Melbourne, Orange | 1 |
| Miami Beach, Palm Beach | 1 |
| Miami Granders, Dade | 1 |
| Los Angeles, Polk | 1 |

COVID-19: characteristics of 2,224,148 Florida resident cases

Data through May 7, 2021 verified as of May 8, 2021 at 09:25 AM

Data in this report are provisional and subject to change.

The table below includes the cities and counties of residence for cases in Florida residents based on the patient's ZIP Code. Note that city is not always received as part of the initial notification and may be missing while the case is being investigated.

| City and county | Cases |
|---------------------------------------|-------|
| Lakeland, Pasco | 1 |
| Opalocka, Dade | 1 |
| Orlando, Union | 1 |
| Oviedo, Seminole | 1 |
| Oxford, Palm Beach | 1 |
| North Canton, Palm Beach | 1 |
| Oakland, Leon | 1 |
| Ocala, Alachua | 1 |
| Okeechobee, St. Lucie | 1 |
| Miamf, Dade | 1 |
| Miami G, Dade | 1 |
| Miami, Collier | 1 |
| Miami, St. Lucie | 1 |
| Marshall, Palm Beach | 1 |
| New Richmond, Volusia | 1 |
| Rio Dell, Volusia | 1 |
| Rochelle, Volusia | 1 |
| Port Saint Lucie, Orange | 1 |
| Princeton, Alachua | 1 |
| Provincetown, Collier | 1 |
| Panama City, Walton | 1 |
| Perry, Leon | 1 |
| Perth Amboy, Monroe | 1 |
| Palm Coast, Duval | 1 |
| Sarasota, Charlotte | 1 |
| Sarasota, Hillsborough | 1 |
| Saint Cloud, Lee | 1 |
| Saint Johns, Orange | 1 |
| San Antonio, Sarasota | 1 |
| Sanford, Volusia | 1 |
| Shannon, Collier | 1 |
| Soddy Daisy, Broward | 1 |
| Soldotna, Broward | 1 |
| South Burlington, Orange | 1 |
| Spring Park, Alachua | 1 |
| Wheaton, Lee | 1 |
| Wilmington, Broward | 1 |
| Wesley Chapel, Alachua | 1 |
| Umatilla, Alachua | 1 |
| University Of Central Florida, Monroe | 1 |
| Virginia Beach, Hernando | 1 |
| Waco, Broward | 1 |
| Washington, Broward | 1 |
| Steinhatchee, Madison | 1 |
| Tampa, Volusia | 1 |
| Tamarac, Seminole | 1 |
| Tangerine, Seminole | 1 |
| Tewksbury, Orange | 1 |
| Toms River, Dade | 1 |
| Winter Park, Osceola | 1 |
| Wood River, Polk | 1 |
| Worcester, Palm Beach | 1 |
| Winter Park, Alachua | 1 |
| Fort Myers, Dade | 1 |
| Floral, Escambia | 1 |
| Gainesville, Baker | 1 |
| Gilmer, Dade | 1 |
| Grassy Key, Monroe | 1 |
| Haledon, Dade | 1 |

COVID-19: characteristics of 2,224,148 Florida resident cases

Data through May 7, 2021 verified as of May 8, 2021 at 09:25 AM

Data in this report are provisional and subject to change.

The table below includes the cities and counties of residence for cases in Florida residents based on the patient's ZIP Code. Note that city is not always received as part of the initial notification and may be missing while the case is being investigated.

| City and county | Cases |
|-------------------------------|-------|
| Haverford, Hillsborough | 1 |
| Herrin, Orange | 1 |
| Jersey City, Polk | 1 |
| Jacksonville, Manatee | 1 |
| Jacksonville, Unknown | 1 |
| Jamaica, Broward | 1 |
| Labelle, Dade | 1 |
| Kingsland, Duval | 1 |
| Kissimmee, Brevard | 1 |
| Lake In The Hills, Columbia | 1 |
| Lake Placid, Alachua | 1 |
| Lake Worth Beach, Broward | 1 |
| Lander, Citrus | 1 |
| Las Vegas, Orange | 1 |
| Los Angeles, Palm Beach | 1 |
| Marianna, Calhoun | 1 |
| Lemoyne, Manatee | 1 |
| Lawrence Township, Palm Beach | 1 |
| Lyndhurst, Broward | 1 |
| Magnolia Square, Osceola | 1 |
| Maitland, Alachua | 1 |
| Bronx, Broward | 1 |
| Carol Stream, Orange | 1 |
| Castleberry, Escambia | 1 |
| Buffalo, Palm Beach | 1 |
| Bryant, Alachua | 1 |
| Alanson, Bay | 1 |
| Aollywoss, Dade | 1 |
| Apo, Pasco | 1 |
| Apopka, Flagler | 1 |
| Belleair, Hillsborough | 1 |
| Bohealia, Lee | 1 |
| Blowing Rock, Polk | 1 |
| Dorchester, Orange | 1 |
| Estero, Collier | 1 |
| Fanning Springs, Levy | 1 |
| Felton, Manatee | 1 |
| Deland, Polk | 1 |
| Cumberland, Palm Beach | 1 |
| Dade City, Hillsborough | 1 |
| Dallas, Lee | 1 |
| De Leon Springs, Putnam | 1 |
| Dearborn, Lee | 1 |
| Clear Brook, Lee | 1 |
| Charlotte, Pasco | 1 |
| Crestview, Holmes | 1 |
| College Station, Lake | 1 |
| Columbus, Brevard | 1 |
| Cookeville, Seminole | 1 |
| Zolfo Springs, Polk | 1 |
| Yukon, Broward | 1 |
| Winter Park, Broward | 1 |
| Westbrook, Dade | 1 |
| Wichita, Volusia | 1 |
| Washington, Unknown | 1 |
| Winder Garden, Orange | 1 |
| Windermere, Leon | 1 |
| Windermere, Osceola | 1 |
| Windermere, Seminole | 1 |

COVID-19: characteristics of 2,224,148 Florida resident cases

Data through May 7, 2021 verified as of May 8, 2021 at 09:25 AM

Data in this report are provisional and subject to change.

The table below includes the cities and counties of residence for cases in Florida residents based on the patient's ZIP Code. Note that city is not always received as part of the initial notification and may be missing while the case is being investigated.

| City and county | Cases |
|--------------------------------------|-------|
| Winter Garden, Broward | 1 |
| Wells, Polk | 1 |
| Winter Garden, Pinellas | 1 |
| Tulsa, Orange | 1 |
| Tiffin, Highlands | 1 |
| Sun City Center, Hardee | 1 |
| Tallahassee, Duval | 1 |
| Tampa, Palm Beach | 1 |
| Tavares, Marion | 1 |
| Temple Terrace, Pasco | 1 |
| Saint Petersburg, St. Lucie | 1 |
| Sandford, Seminole | 1 |
| Sarasota, Flagler | 1 |
| Saxis, Lee | 1 |
| Schenectady, Polk | 1 |
| Sebring, Lee | 1 |
| Shelton, Manatee | 1 |
| Sodus, Charlotte | 1 |
| Spring Hill , Hernando | 1 |
| Spring Hill, Dade | 1 |
| Starke, Clay | 1 |
| Stone Mountain, Palm Beach | 1 |
| New Orleans, Palm Beach | 1 |
| Newark, Broward | 1 |
| Newburgh, Bay | 1 |
| Navarre, Dade | 1 |
| Ocoee, Osceola | 1 |
| Okeechobee, Broward | 1 |
| North Pole, Seminole | 1 |
| North Port, Lee | 1 |
| Orange City, Seminole | 1 |
| Orange Park , Duval | 1 |
| Orem, Broward | 1 |
| Old Town, Alachua | 1 |
| Omaha, Palm Beach | 1 |
| Ona, Manatee | 1 |
| Plantation, Orange | 1 |
| Pompano Beach, Martin | 1 |
| Parker, Dade | 1 |
| Parker, Leon | 1 |
| Palm Coast, Polk | 1 |
| Oviedo, Brevard | 1 |
| Pacifica, Dade | 1 |
| Orlando, Columbia | 1 |
| Orlando, Indian River | 1 |
| Orlando, Sarasota | 1 |
| Saint Johns, Unknown | 1 |
| Rye, Duval | 1 |
| Rex, Duval | 1 |
| Potomac, Palm Beach | 1 |
| Port Everglades, Broward | 1 |
| Lewisburg, Pasco | 1 |
| Leesburg, Marion | 1 |
| Littleton, Dade | 1 |
| Los Angeles, Hardee | 1 |
| Macdill Air Force Base, Hillsborough | 1 |
| Miami, Manatee | 1 |
| Middlesburg, Duval | 1 |
| Miami Beach, Broward | 1 |

COVID-19: characteristics of 2,224,148 Florida resident cases

Data through May 7, 2021 verified as of May 8, 2021 at 09:25 AM

Data in this report are provisional and subject to change.

The table below includes the cities and counties of residence for cases in Florida residents based on the patient's ZIP Code. Note that city is not always received as part of the initial notification and may be missing while the case is being investigated.

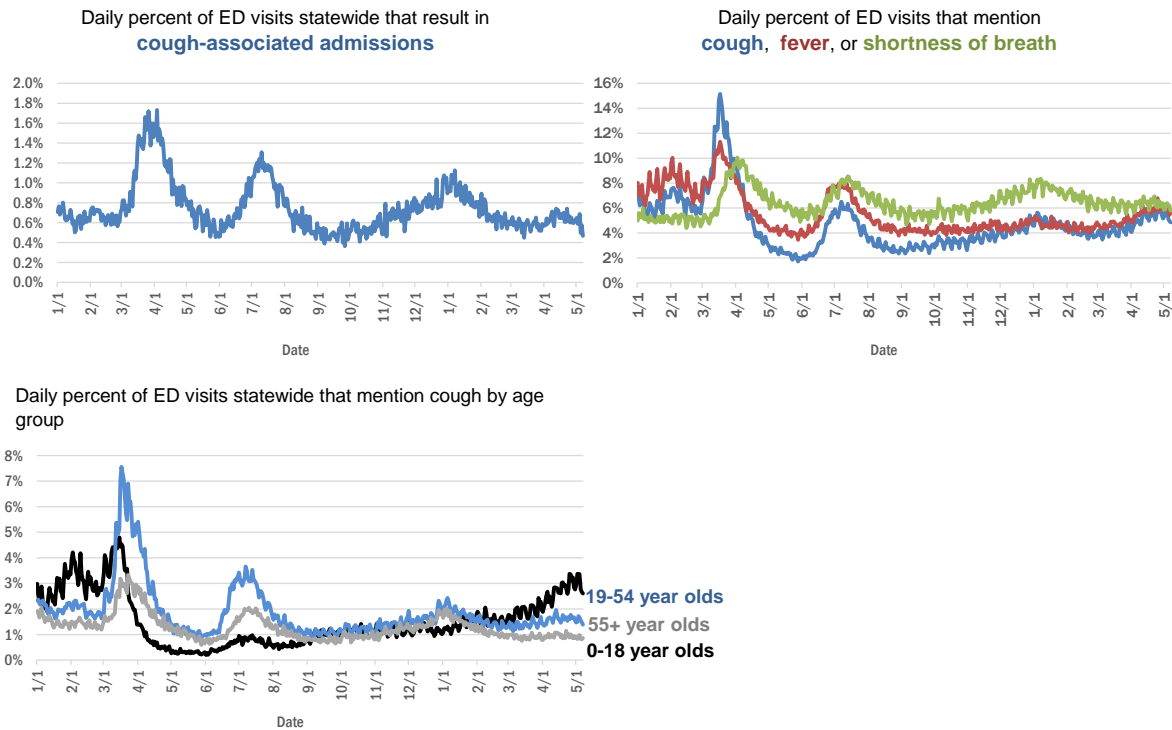
| City and county | Cases |
|--------------------------|------------------|
| Manchester, Okaloosa | 1 |
| Margate, Dade | 1 |
| Marshall, Dade | 1 |
| Medford, Palm Beach | 1 |
| Harrison, Pinellas | 1 |
| Granada Hills, Broward | 1 |
| Guilford, Dade | 1 |
| Holly Ridge, Orange | 1 |
| Homeless, Polk | 1 |
| Homestead, Orange | 1 |
| Homosassa, Hernando | 1 |
| Homosassa, Citrus | 1 |
| Lake City, Hamilton | 1 |
| Jerusalem, St. Johns | 1 |
| La Grange, Dade | 1 |
| East Hampton, Palm Beach | 1 |
| Foley, Escambia | 1 |
| Fort Myers, Manatee | 1 |
| Fort Myers, Unknown | 1 |
| Fort Myers-, Lee | 1 |
| Gainesville, Duval | 1 |
| Davenport, Orange | 1 |
| Daytona Beach, Unknown | 1 |
| Deland, St. Lucie | 1 |
| Deltona, Orange | 1 |
| Cuttler Bay, Dade | 1 |
| Cypress, Leon | 1 |
| Coconut Creek, Dade | 1 |
| Columbus, Dade | 1 |
| Conway, Leon | 1 |
| Coventry, Broward | 1 |
| Altoona, Marion | 1 |
| Anaheim, Unknown | 1 |
| Argyle, Walton | 1 |
| Athens, Duval | 1 |
| Bogota, Orange | 1 |
| Bal Harbor, Dade | 1 |
| Bridgeport, Dade | 1 |
| Bristol, Broward | 1 |
| Bronx, Palm Beach | 1 |
| Cambridge, Broward | 1 |
| Bradenton, Dade | 1 |
| Bradenton, Osceola | 1 |
| Clermont, Seminole | 1 |
| Clermont, Volusia | 1 |
| Clewiston, Glades | 1 |
| Total | 2,224,148 |

COVID-19: additional surveillance information

Data through May 7, 2021 verified as of May 8, 2021 at 09:25 AM

Data in this report are provisional and subject to change.

Statewide emergency department (ED) chief complaint and admission data



The Electronic Surveillance System for the Early Notification of Community-Based Epidemics (ESSENCE-FL) includes chief complaint data from 211 of 211 Florida EDs. Data are transmitted electronically to ESSENCE-FL daily or hourly.

COVID-19: testing by laboratory

Data through May 7, 2021 verified as of May 8, 2021 at 09:25 AM

Data in this report are provisional and subject to change.

The numbers in the table below represent the number of Florida and non-Florida residents for whom test results were received by the Department of Health. A person can be tested by more than one laboratory and can have both positive and negative results. **Therefore, the sum of the numbers in each column will be larger than the total number of people tested.**

| Reporting lab | Inconclusive | Negative | Positive | Percent positive | Total |
|---|--------------|-----------|----------|------------------|-----------|
| CURATIVE LABS | 16,549 | 1,813,621 | 284,099 | 13% | 2,114,269 |
| LABORATORY CORPORATION OF AMERICA | 2,671 | 1,715,402 | 232,605 | 12% | 1,950,678 |
| QUEST DIAGNOSTICS | 12,466 | 1,436,870 | 210,685 | 13% | 1,660,021 |
| BIO REFERENCE LABORATORIES, INC | 7,571 | 987,524 | 190,472 | 16% | 1,185,567 |
| HELIX | 10,728 | 773,636 | 134,813 | 15% | 919,177 |
| REALTOX LABS LLC | 7,049 | 631,382 | 103,856 | 14% | 742,287 |
| NOMI_HEALTH | 3,659 | 599,543 | 82,253 | 12% | 685,455 |
| RCA LABORATORY SERVICES, LLC/GENETWORX | | 505,882 | 56,624 | 10% | 562,506 |
| PALM BEACH BALLPARK | | 409,048 | 46,398 | 10% | 455,446 |
| GENETWORX | 661 | 390,596 | 33,003 | 8% | 424,260 |
| CDR MAGUIRE - HEALTH CARE CENTER | | 338,620 | 51,563 | 13% | 390,183 |
| PWNHEALTH | 2,314 | 337,985 | 46,940 | 12% | 387,239 |
| IMPACT HEALTH BIOMETRIC TESTING, INC | 1,054 | 238,069 | 28,754 | 11% | 267,877 |
| BPHL-JACKSONVILLE | 18 | 207,197 | 35,518 | 15% | 242,733 |
| EAST FLORIDA STATE COLLEGE - BREVARD | | 212,886 | 26,986 | 11% | 239,872 |
| ADVENTHEALTH LAB | 99 | 193,849 | 24,909 | 11% | 218,857 |
| FULGENT DIAGNOSTICS LABORATORY | 4,223 | 185,034 | 21,287 | 10% | 210,544 |
| BPHL-MIAMI | 225 | 176,332 | 28,929 | 14% | 205,486 |
| NOMI HEALTH LAB SERVICES | | 172,680 | 20,004 | 10% | 192,684 |
| MAKO GENOMICS | 8,275 | 147,255 | 27,140 | 15% | 182,670 |
| CB SMITH PARK | | 150,114 | 18,792 | 11% | 168,906 |
| AEGIS SCIENCES CORPORATION | 1,425 | 142,345 | 22,489 | 14% | 166,259 |
| MAYO CLINIC LABORATORIES | 346 | 146,858 | 18,010 | 11% | 165,214 |
| BAYCARE LABORATORIES LLC | 690 | 151,822 | 12,689 | 8% | 165,201 |
| MEMORIAL REGIONAL HOSPITAL SOUTH | 31 | 128,895 | 25,784 | 17% | 154,710 |
| ELABNETWORK | 1,059 | 139,782 | 12,018 | 8% | 152,859 |
| ORLANDO HEALTH SYSTEM | 687 | 138,184 | 13,935 | 9% | 152,806 |
| ASCENSION SACRED HEART HOSPITAL - PENSACOLA | 2 | 119,229 | 18,187 | 13% | 137,418 |
| BIOCOLLECTIONS WORLDWIDE, INC | 777 | 119,165 | 13,939 | 10% | 133,881 |
| NORTHWEST LABORATORY | 247 | 121,148 | 6,479 | 5% | 127,874 |
| AKESOGEN | | 105,915 | 20,496 | 16% | 126,411 |
| TESTING MATTERS INC | 1,420 | 103,790 | 19,551 | 16% | 124,761 |
| BPHL-TAMPA (SPECTRUM BLVD) | 46 | 97,996 | 18,107 | 16% | 116,149 |
| ADVENT HEALTH LAB | 112 | 101,258 | 13,955 | 12% | 115,325 |
| UF HEALTH MEDICAL LAB | 33 | 104,464 | 9,842 | 9% | 114,339 |
| MEDICAL DIAGNOSTIC LABORATORIES | 977 | 98,615 | 14,224 | 12% | 113,816 |
| TAMPA GENERAL HOSPITAL | 4 | 103,431 | 9,867 | 9% | 113,302 |
| DIATHERIX LABORATORIES (VRL EUROFINS) | 1 | 91,428 | 13,471 | 13% | 104,900 |
| BAPTIST HEALTH SOUTH FLORIDA | 401 | 90,813 | 13,454 | 13% | 104,668 |
| KORVALABS, INC | 1,286 | 92,593 | 4,750 | 5% | 98,629 |
| SUNPATH MEDICAL DIAGNOSTICS LABORATORY | 847 | 80,725 | 12,459 | 13% | 94,031 |
| ASCENSION ST VINCENT'S - RIVERSIDE | 2 | 76,819 | 10,660 | 12% | 87,481 |
| LAKELAND REGIONAL MEDICAL CENTER | 289 | 76,376 | 9,852 | 11% | 86,517 |
| SOUTH MIAMI HOSPITAL LAB | 480 | 74,766 | 10,327 | 12% | 85,573 |
| JACKSON MEMORIAL HOSPITAL CLINICAL LAB | 79 | 72,799 | 12,456 | 15% | 85,334 |
| INGENIOUS PERSONALIZED MEDICINE | 257 | 64,720 | 12,889 | 17% | 77,866 |

COVID-19: testing by laboratory

Data through May 7, 2021 verified as of May 8, 2021 at 09:25 AM

Data in this report are provisional and subject to change.

The numbers in the table below represent the number of Florida and non-Florida residents for whom test results were received by the Department of Health. A person can be tested by more than one laboratory and can have both positive and negative results. **Therefore, the sum of the numbers in each column will be larger than the total number of people tested.**

| Reporting lab | Inconclusive | Negative | Positive | Percent positive | Total |
|---|--------------|----------|----------|------------------|--------|
| MINUTECLINIC LLC | | 66,593 | 11,112 | 14% | 77,705 |
| UF HEALTH SHANDS HOSPITAL | 539 | 68,482 | 4,875 | 7% | 73,896 |
| AMERICAN HEALTH ASSOCIATES | 9 | 67,168 | 5,432 | 7% | 72,609 |
| APPLIED INGENUITY DIAGNOSTICS LLC | | 64,796 | 3,349 | 5% | 68,145 |
| AIT LABORATORIES | | 56,327 | 6,907 | 11% | 63,234 |
| BAPTIST HEALTH - JACKSONVILLE | 4 | 56,661 | 4,242 | 7% | 60,907 |
| GENESIS REFERENCE LABORATORIES | | 53,960 | 5,528 | 9% | 59,488 |
| ADVENTIST HEALTH SYSTEMS SUNBELT INC DBA | | 50,956 | 6,621 | 11% | 57,577 |
| SARASOTA MEMORIAL HOSPITAL MAIN LAB | 12 | 51,093 | 4,211 | 8% | 55,316 |
| AMELIA EARHART | | 46,586 | 7,681 | 14% | 54,267 |
| TALLAHASSEE MEMORIAL HOSPITAL | 242 | 48,096 | 5,681 | 11% | 54,019 |
| NICKLAUS CHILDREN'S HOSPITAL | 74 | 47,674 | 5,904 | 11% | 53,652 |
| BROWARD GENERAL MEDICAL CENTER-CLINICAL LAB | 2 | 48,244 | 5,244 | 10% | 53,490 |
| ARUP LABORATORIES | 16 | 50,113 | 2,926 | 6% | 53,055 |
| FLORIDA HOSPITAL - TAMPA | 37 | 46,868 | 3,654 | 7% | 50,559 |
| MEDFAST URGENT CARE CENTERS, LLC | 20 | 42,680 | 6,411 | 13% | 49,111 |
| DWIC OF TAMPA BAY INC | | 42,870 | 5,851 | 12% | 48,721 |
| VIRACOR EUROFINS | | 36,101 | 9,851 | 21% | 45,952 |
| INTEGRATED REGIONAL LABORATORIES LLP | 16 | 39,884 | 5,574 | 12% | 45,474 |
| MILLENNIUM PHYSICIAN GROUP | 17 | 37,920 | 7,439 | 16% | 45,376 |
| UNIVERSITY OF MIAMI HOSPITAL | 156 | 40,841 | 4,021 | 9% | 45,018 |
| LEE HEALTH - CAPE CORAL HOSPITAL | 3 | 38,476 | 6,101 | 14% | 44,580 |
| UF HEALTH JACKSONVILLE | 61 | 38,965 | 4,350 | 10% | 43,376 |
| ECCO LAB GROUP CO | 547 | 36,244 | 4,807 | 12% | 41,598 |
| MOUNT SINAI MEDICAL CENTER | 14 | 34,863 | 3,656 | 9% | 38,533 |
| NORTH FLORIDA REGIONAL MEDICAL CENTER | | 34,360 | 3,749 | 10% | 38,109 |
| NIGHT LITE PEDIATRIC CENTER LLC | | 34,017 | 3,489 | 9% | 37,506 |
| ST JOSEPHS HOSPITAL LABORATORY | 23 | 33,235 | 4,153 | 11% | 37,411 |
| ORANGE COUNTY CONVENTION CENTER | | 33,330 | 3,721 | 10% | 37,051 |
| BRANDON REGIONAL HOSPITAL | | 32,623 | 4,215 | 11% | 36,838 |
| WALGREENS | 38 | 30,387 | 5,602 | 16% | 36,027 |
| STS LAB 2 LLC | 6 | 33,818 | 1,861 | 5% | 35,685 |
| MIAMI DADE COUNTY | | 32,091 | 3,527 | 10% | 35,618 |
| GENESIS MEDICAL LABORATORY | 472 | 29,887 | 5,216 | 15% | 35,575 |
| JUPITER MEDICAL CENTER LAB | 88 | 31,184 | 2,988 | 9% | 34,260 |
| JFK MEDICAL CENTER LAB | 1 | 29,518 | 3,675 | 11% | 33,194 |
| PALMETTO GENERAL HOSPITAL LAB | 3 | 27,335 | 5,170 | 16% | 32,508 |
| HOLY CROSS HOSPITAL CLINICAL LAB | 1 | 29,635 | 2,749 | 8% | 32,385 |
| WATSON CLINIC LLP | | 25,659 | 6,009 | 19% | 31,668 |
| AVENTUS BIO LABS | 17 | 26,843 | 3,654 | 12% | 30,514 |
| CLEVELAND CLINIC TRADITION HOSPITAL | | 26,436 | 2,150 | 8% | 28,586 |
| MIAMI BEACH CONVENTION CENTER | | 26,105 | 2,110 | 7% | 28,215 |
| MALABAR MEDICAL WALK IN CLINIC | 1 | 23,437 | 4,578 | 16% | 28,016 |
| INFINITY BIOLOGIX LLC (GINKO BIOWORKS) | 117 | 26,637 | 1,242 | 4% | 27,996 |

COVID-19: testing by laboratory

Data through May 7, 2021 verified as of May 8, 2021 at 09:25 AM

Data in this report are provisional and subject to change.

The numbers in the table below represent the number of Florida and non-Florida residents for whom test results were received by the Department of Health. A person can be tested by more than one laboratory and can have both positive and negative results. **Therefore, the sum of the numbers in each column will be larger than the total number of people tested.**

| Reporting lab | Inconclusive | Negative | Positive | Percent positive | Total |
|--|--------------|----------|----------|------------------|--------|
| HEALTHLINK DIAGNOSTIC LABORATORIES | 298 | 25,104 | 2,471 | 9% | 27,873 |
| CLEVELAND CLINIC HOSPITAL LAB | 4 | 25,113 | 2,663 | 10% | 27,780 |
| ACCESS DX LABORATORY | 233 | 24,144 | 2,155 | 8% | 26,532 |
| MORTON PLANT HOSPITAL-ADLER INSTITUTE | 26 | 23,548 | 2,875 | 11% | 26,449 |
| SAINT MARY'S MEDICAL CENTER | 27 | 22,675 | 2,485 | 10% | 25,187 |
| LAB DIAGNOSTICS LLC | 400 | 19,044 | 5,387 | 22% | 24,831 |
| UNITED CLINICAL LABORATORY LLC | 3 | 21,876 | 2,795 | 11% | 24,674 |
| DRS CLACK SPENCER WHITE & MCCORMACK PA D/B/A | | 22,325 | 2,177 | 9% | 24,502 |
| BAYFRONT HEALTH - ST PETERSBURG | 17 | 21,117 | 2,696 | 11% | 23,830 |
| PANCARE OF FLORIDA INC | | 21,231 | 2,564 | 11% | 23,795 |
| STATLAB_MOBILE | 1 | 20,547 | 2,064 | 9% | 22,612 |
| NAPLES COMMUNITY HOSPITAL | 74 | 20,037 | 2,077 | 9% | 22,188 |
| PATIENTS FIRST LAKE ELLA MEDICAL CENTER PA | | 18,565 | 3,340 | 15% | 21,905 |
| LEESBURG REGIONAL MEDICAL CENTER | | 18,677 | 2,531 | 12% | 21,208 |
| HOMESTEAD HOSPITAL CLINICAL LABORATORY | 27 | 17,556 | 3,622 | 17% | 21,205 |
| CLARITY LAB SOLUTIONS | 113 | 18,895 | 2,174 | 10% | 21,182 |
| LAWNWOOD REGIONAL MEDICAL CENTER | 1 | 18,527 | 2,488 | 12% | 21,016 |
| VISTA CLINICAL DIAGNOSTICS | 491 | 18,115 | 2,208 | 11% | 20,814 |
| OSCEOLA REGIONAL MEDICAL CENTER | 1 | 18,305 | 2,507 | 12% | 20,813 |
| SYNERGY DIAGNOSTIC LABORATORY | 98 | 18,212 | 2,485 | 12% | 20,795 |
| ADVENT HEALTH - DAYTONA BEACH | 32 | 18,890 | 1,770 | 9% | 20,692 |
| NORTHWEST MEDICAL CENTER | 1 | 18,091 | 2,450 | 12% | 20,542 |
| EXACT SCIENCES LABORATORIES | 1 | 18,177 | 2,308 | 11% | 20,486 |
| MEMORIAL HOSPITAL JACKSONVILLE | 8 | 17,375 | 2,910 | 14% | 20,293 |
| ORANGE PARK MEDICAL CENTER | 9 | 16,650 | 2,876 | 15% | 19,535 |
| BETHESDA HOSPITAL EAST | | 17,600 | 1,691 | 9% | 19,291 |
| LABS ASAP LLC | | 17,555 | 1,653 | 9% | 19,208 |
| OAK HILL HOSPITAL | | 17,058 | 2,064 | 11% | 19,122 |
| DELRAY MEDICAL CENTER LAB | 3 | 17,116 | 1,831 | 10% | 18,950 |
| INDIAN RIVER PATHOLOGY LLC | | 17,425 | 1,348 | 7% | 18,773 |
| MEMORIAL REGIONAL HOSPITAL CLINICAL LABORATORY | 11 | 17,410 | 1,143 | 6% | 18,564 |
| WEST KENDALL BAPTIST HOSPITAL | 14 | 14,876 | 3,304 | 18% | 18,194 |
| MEDRITE MEDICAL CARE, PC | 6,840 | 10,292 | 1,029 | 6% | 18,161 |
| BAPTIST HEALTH - SOUTH | | 16,723 | 1,348 | 7% | 18,071 |
| ADVENTHEALTH CENTRA CARE LAKE BUENA VISTA | | 15,800 | 2,168 | 12% | 17,968 |
| NEMOURS CHILDRENS HOSPITAL | 1 | 16,901 | 1,063 | 6% | 17,965 |
| LARGO MEDICAL CENTER | | 15,625 | 1,847 | 11% | 17,472 |
| HEALTH CENTER AT SINAI RESIDENCES | | 16,924 | 506 | 3% | 17,430 |
| WINTER HAVEN HOSPITAL CLINICAL LABORATORY | 4 | 14,807 | 2,618 | 15% | 17,429 |
| BIOCERNA LABS | 461 | 14,582 | 2,112 | 12% | 17,155 |
| MOLECULAR INFECTIOUS DISEASES | 659 | 15,693 | 745 | 4% | 17,097 |
| ACCESS MEDICAL LABORATORIES | 4 | 8,756 | 8,336 | 49% | 17,096 |
| MEDICAL CENTER OF TRINITY CLINICAL LABORATORY | 2 | 15,289 | 1,717 | 10% | 17,008 |
| PALMS WEST HOSPITAL LAB | 2 | 14,675 | 2,187 | 13% | 16,864 |

COVID-19: testing by laboratory

Data through May 7, 2021 verified as of May 8, 2021 at 09:25 AM

Data in this report are provisional and subject to change.

The numbers in the table below represent the number of Florida and non-Florida residents for whom test results were received by the Department of Health. A person can be tested by more than one laboratory and can have both positive and negative results. **Therefore, the sum of the numbers in each column will be larger than the total number of people tested.**

| Reporting lab | Inconclusive | Negative | Positive | Percent positive | Total |
|---|--------------|----------|----------|------------------|--------|
| THE HEALTHCARE DISTRICT OF PALM BEACH COUNTY | 51 | 14,633 | 2,063 | 12% | 16,747 |
| FULGENT DIAGNOSTICS | 172 | 15,459 | 1,007 | 6% | 16,638 |
| NATIONWIDE LABORATORY SERVICES INC | 562 | 14,121 | 1,880 | 11% | 16,563 |
| UHEALTH CORAL GABLES/LENNAR MED CTR | 55 | 15,286 | 1,104 | 7% | 16,445 |
| BAPTIST HEALTHCARE - BAPTIST HOSPITAL | 6 | 13,017 | 3,330 | 20% | 16,353 |
| WELLINGTON REGIONAL MED CTR LAB | 6 | 14,468 | 1,798 | 11% | 16,272 |
| LEE HEALTH - LEE MEMORIAL HOSPITAL | | 12,469 | 3,787 | 23% | 16,256 |
| PRIVA PATH LABS | 82 | 14,987 | 1,022 | 6% | 16,091 |
| MERCY HOSPITAL A CAMPUS OF PLANTATION GEN HOSP LAB | 1 | 13,699 | 2,346 | 15% | 16,046 |
| WEST FLORIDA HOSPITAL LAB | 1 | 12,798 | 3,187 | 20% | 15,986 |
| WESTSIDE REGIONAL MED CTR | 2 | 13,594 | 2,288 | 14% | 15,884 |
| GOOD SAMARITAN MEDICAL CENTER LAB | 2 | 13,878 | 1,968 | 12% | 15,848 |
| REGIONAL MEDICAL CENTER BAYONET POINT | 2 | 14,428 | 1,246 | 8% | 15,676 |
| THE VILLAGES REGIONAL HOSPITAL | | 13,758 | 1,446 | 10% | 15,204 |
| CARDIOPATH | 84 | 13,113 | 1,926 | 13% | 15,123 |
| GULF COAST MEDICAL CENTER MICROLAB | | 11,843 | 3,125 | 21% | 14,968 |
| LEE DAVIS COMMUNITY RESOURCE CENTER | | 12,787 | 2,173 | 15% | 14,960 |
| AVENTURA HOSPITAL LAB | | 12,132 | 2,706 | 18% | 14,838 |
| NONA SCIENTIFIC | 5 | 11,545 | 3,171 | 22% | 14,721 |
| CORAL GABLES HOSPITAL CLINICAL LABORATORY | | 12,595 | 2,120 | 14% | 14,715 |
| INDIAN RIVER MEDICAL CENTER LAB | | 13,669 | 852 | 6% | 14,521 |
| BAPTIST HEALTH SOUTH FLORIDA - WEST KENDALL URGENT CARE | | 12,031 | 2,346 | 16% | 14,377 |
| CAPITAL REGIONAL MEDICAL CTR | | 11,814 | 2,533 | 18% | 14,347 |
| PRECISION HEALTH RESOURCES LLC | | 13,305 | 930 | 7% | 14,235 |
| BLAKE MEDICAL CENTER | | 12,581 | 1,646 | 12% | 14,227 |
| WEST BOCA MEDICAL CENTER LAB | | 13,174 | 1,019 | 7% | 14,193 |
| HALIFAX MEDICAL CENTER LAB | 40 | 11,966 | 2,056 | 15% | 14,062 |
| LEE HEALTH - HEALTH PARK MEDICAL CENTER | | 11,765 | 2,155 | 15% | 13,920 |
| MANATEE MEMORIAL HOSPITAL | | 12,654 | 1,152 | 8% | 13,806 |
| PALM BEACH GARDENS MEDICAL CTR LAB | | 12,254 | 1,314 | 10% | 13,568 |
| ST ANTHONY'S HOSPITAL LAB | 30 | 11,817 | 1,657 | 12% | 13,504 |
| CernerELR_Advent | | 11,696 | 1,590 | 12% | 13,286 |
| PHYSICIANS REGIONAL MEDICAL CENTER - PINE RIDGE RD | 1 | 11,907 | 1,290 | 10% | 13,198 |
| FAU | | 12,069 | 1,106 | 8% | 13,175 |
| PLANTATION GENERAL HOSPITAL | | 11,184 | 1,991 | 15% | 13,175 |
| LAKE CITY MEDICAL CENTER | | 10,694 | 2,345 | 18% | 13,039 |
| ST JOSEPHS HOSPITAL | 18 | 10,987 | 1,877 | 15% | 12,882 |
| FLORIDA HOSPITAL HEARTLAND MED CTR CLINICAL LAB | 33 | 11,242 | 1,579 | 12% | 12,854 |
| FLORIDA LABORATORY ANALYSIS | | 11,267 | 1,573 | 12% | 12,840 |
| PATHNOSTICS | 46 | 10,152 | 2,471 | 20% | 12,669 |
| GENOVA DIAGNOSTICS LABORATORY | 70 | 11,458 | 1,133 | 9% | 12,661 |
| FLORIDA MEDICAL CENTER - A CAMPUS OF NORTH SHORE | 2 | 11,086 | 1,512 | 12% | 12,600 |
| ADVENTHEALTH CENTRA CARE WATERFORD LAKES | | 10,537 | 2,053 | 16% | 12,590 |
| LARKIN COMMUNITY HOSPITAL | 10 | 10,987 | 1,583 | 13% | 12,580 |
| CENTRAL FLORIDA REGIONAL HOSPITAL | | 11,051 | 1,281 | 10% | 12,332 |
| EXPRESS GENE MOLECULAR DIAGNOSTICS LABORATORY | 1 | 10,568 | 1,579 | 13% | 12,148 |

COVID-19: testing by laboratory

Data through May 7, 2021 verified as of May 8, 2021 at 09:25 AM

Data in this report are provisional and subject to change.

The numbers in the table below represent the number of Florida and non-Florida residents for whom test results were received by the Department of Health. A person can be tested by more than one laboratory and can have both positive and negative results. **Therefore, the sum of the numbers in each column will be larger than the total number of people tested.**

| Reporting lab | Inconclusive | Negative | Positive | Percent positive | Total |
|---|--------------|----------|----------|------------------|--------|
| LAKE CITY HM | | 11,147 | 988 | 8% | 12,135 |
| BINAXNOW | 10 | 9,185 | 2,928 | 24% | 12,123 |
| JOHNS HOPKINS ALL CHILDREN'S HOSPITAL | | 11,358 | 727 | 6% | 12,085 |
| DOCTORS HOSPITAL | 7 | 10,202 | 1,866 | 15% | 12,075 |
| NORTHSIDE HOSPITAL AND HEART INSTITUTE | | 10,920 | 1,154 | 10% | 12,074 |
| PWN HEALTH | 17 | 9,958 | 2,083 | 17% | 12,058 |
| ADVENT HEALTH - WESLEY CHAPEL | 14 | 10,882 | 1,139 | 9% | 12,035 |
| COAST DIAGNOSTICS LLC | 53 | 10,661 | 1,276 | 11% | 11,990 |
| VIKOR SCIENTIFIC | 49 | 10,031 | 1,884 | 16% | 11,964 |
| FLORIDA HOSPITAL WATERMAN LABORATORY | 70 | 10,997 | 865 | 7% | 11,932 |
| MEASE COUNTRYSIDE LAB | 14 | 10,588 | 1,326 | 11% | 11,928 |
| CORAL SPRINGS MED CTR | | 10,650 | 1,157 | 10% | 11,807 |
| HEALTHQUEST ESOTERICS | | 10,122 | 1,651 | 14% | 11,773 |
| FLORIDA HOSPITAL DELAND | 10 | 10,313 | 1,390 | 12% | 11,713 |
| ST MARKS HOSPITAL LABORATORY B | 78 | 10,627 | 1,002 | 9% | 11,707 |
| BAPTIST HEALTH SOUTH FLORIDA - COUNTRY WALK URGENT CARE | | 9,623 | 2,017 | 17% | 11,640 |
| ADVENTHEALTH CENTRA CARE ST CLOUD | 1 | 9,965 | 1,651 | 14% | 11,617 |
| SARKIS CLINICAL TRIALS | 25 | 10,165 | 1,376 | 12% | 11,566 |
| AMERICAN FAMILY CARE | 1 | 6,884 | 4,538 | 40% | 11,423 |
| WEST PALM HOSPITAL LAB | | 10,502 | 858 | 8% | 11,360 |
| LEON MEDICAL CENTERS LLC | | 9,079 | 2,245 | 20% | 11,324 |
| GENE BY GENE, GENOMICS RESEARCH CENTER LAB | 44 | 10,464 | 703 | 6% | 11,211 |
| SYNERGY LABORATORIES | 37 | 9,901 | 1,221 | 11% | 11,159 |
| NCF DIAGNOSTICS & DNA TECHNOLOGIES LAB | 209 | 10,318 | 566 | 5% | 11,093 |
| H LEE MOFFITT CANCER CENTER LABORATORY | 4 | 10,687 | 285 | 3% | 10,976 |
| FLORIDA HOSPITAL FLAGLER | 29 | 9,894 | 989 | 9% | 10,912 |
| MEDARBOR DIAGNOSTICS | 1 | 9,528 | 1,159 | 11% | 10,688 |
| OCALA REGIONAL MEDICAL CENTER | | 9,380 | 1,287 | 12% | 10,667 |
| LABSTAT LLC | 26 | 10,057 | 491 | 5% | 10,574 |
| BROWARD HEALTH NORTH CLINICAL LABORATORY | | 9,393 | 1,167 | 11% | 10,560 |
| LARKIN COMMUNITY HOSPITAL INC DBA CARDIOTROPIC | | 6,819 | 3,620 | 35% | 10,439 |
| NCH DOWNTOWN NAPLES HOSPITAL | 18 | 9,458 | 820 | 8% | 10,296 |
| FLORIDA HOSPITAL Ocala | | 9,174 | 1,122 | 11% | 10,296 |
| NORTH SHORE MEDICAL CENTER | | 8,613 | 1,683 | 16% | 10,296 |
| AVECINA MEDICAL | 4 | 6,205 | 4,076 | 40% | 10,285 |
| FLORIDA HOSPITAL OF CARROLLWOOD | 23 | 8,776 | 1,464 | 14% | 10,263 |
| FIRST CHOICE LABORATORY LLC | 112 | 9,436 | 616 | 6% | 10,164 |
| ADVENTHEALTH CENTRA CARE CLERMONT | | 8,751 | 1,402 | 14% | 10,153 |
| LEE HEALTH - GULF COAST MEDICAL CENTER | 2 | 8,305 | 1,817 | 18% | 10,124 |
| INDIAN RIVER MEDICAL CENTER | | 8,968 | 1,126 | 11% | 10,094 |
| FLORIDA HOSPITAL ZEPHYRHILLS | 10 | 8,958 | 1,123 | 11% | 10,091 |
| P4 CLINICAL, LLC | 205 | 8,814 | 994 | 10% | 10,013 |
| ADVENTHEALTH CENTRA CARE UNIVERSITY | 1 | 8,776 | 1,173 | 12% | 9,950 |
| SANTA ROSA MEDICAL CENTER | 2 | 8,361 | 1,555 | 16% | 9,918 |
| SRQ DRIVE THROUGH | | 8,944 | 905 | 9% | 9,849 |
| BAPTIST HEALTH - BEACHES | | 9,084 | 694 | 7% | 9,778 |

COVID-19: testing by laboratory

Data through May 7, 2021 verified as of May 8, 2021 at 09:25 AM

Data in this report are provisional and subject to change.

The numbers in the table below represent the number of Florida and non-Florida residents for whom test results were received by the Department of Health. A person can be tested by more than one laboratory and can have both positive and negative results. **Therefore, the sum of the numbers in each column will be larger than the total number of people tested.**

| Reporting lab | Inconclusive | Negative | Positive | Percent positive | Total |
|--|--------------|----------|----------|------------------|-------|
| ANNE BATES LEACH EYE HOSPITAL/ ABLEH MICROBIOLOGY LABORATORY | 9 | 9,635 | 134 | 1% | 9,778 |
| ADVENTHEALTH CENTRA CARE WINTER PARK | | 8,725 | 1,024 | 11% | 9,749 |
| NCH NORTH NAPLES HOSPITAL | 9 | 8,840 | 894 | 9% | 9,743 |
| AVECINA | 20 | 9,009 | 705 | 7% | 9,734 |
| ADVENTHEALTH CENTRA CARE WINTER GARDEN | 1 | 8,609 | 1,116 | 11% | 9,726 |
| BOSTON HEART DIAGNOSTICS CORP | | 8,460 | 1,218 | 13% | 9,678 |
| PALM BEACH BALL PARK | | 8,607 | 1,039 | 11% | 9,646 |
| ST LUCIE MEDICAL CENTER | | 7,859 | 1,681 | 18% | 9,540 |
| PARAMOUNT URGENT CARE | 4 | 5,953 | 3,565 | 37% | 9,522 |
| CLEVELAND CLINIC MARTIN NORTH HOSPITAL | | 8,508 | 1,007 | 11% | 9,515 |
| LEE HEALTH CONVENIENT CARE - PAGE FIELD | | 8,445 | 1,011 | 11% | 9,456 |
| CLEVELAND CLINIC MARTIN SOUTH HOSPITAL | 1 | 8,460 | 988 | 10% | 9,449 |
| MEMORIAL HOSPITAL WEST LABORATORY SERVICES | 14 | 8,591 | 825 | 9% | 9,430 |
| BAPTIST HEALTH SOUTH FLORIDA - MIAMI LAKES URGENT CARE | | 7,429 | 1,994 | 21% | 9,423 |
| MEMORIAL HOSPITAL MICRO | | 8,766 | 599 | 6% | 9,365 |
| ADVENTHEALTH CENTRA CARE LAKELAND | 1 | 8,057 | 1,287 | 14% | 9,345 |
| BAYCARE COMMUNITY HEALTH | | 9,071 | 199 | 2% | 9,270 |
| UNIVERSITY HOSPITAL AND MEDICAL CENTER | | 7,773 | 1,423 | 15% | 9,196 |
| INFORM DIAGNOSTICS, INC | | 8,656 | 529 | 6% | 9,185 |
| SOUTH BAY HOSPITAL CLINICAL LAB | 1 | 8,204 | 968 | 11% | 9,173 |
| MINUTECLINIC LLC | | 7,750 | 1,278 | 14% | 9,028 |
| CERNERELR_BAYCARE | 43 | 8,320 | 616 | 7% | 8,979 |
| POINCIANA MEDICAL CENTER | | 7,021 | 1,880 | 21% | 8,901 |
| ADVENTHEALTH CENTRA CARE LEE ROAD | | 7,933 | 954 | 11% | 8,887 |
| WEST MARION COMMUNITY HOSPITAL LAB | | 7,446 | 1,407 | 16% | 8,853 |
| ADVENTHEALTH CENTRA CARE HUNTERS CREEK | 3 | 7,659 | 1,178 | 13% | 8,840 |
| QDX PATHOLOGY SERVICES | 2 | 8,389 | 423 | 5% | 8,814 |
| KD MEDICAL CHOICE LLC | 5 | 8,036 | 772 | 9% | 8,813 |
| ADVENTHEALTH CENTRA CARE SANFORD | | 7,611 | 1,076 | 12% | 8,687 |
| FLORIDA HOSPITAL FISH MEMORIAL | 19 | 7,391 | 1,276 | 15% | 8,686 |
| ADVENTHEALTH EXPRESS CARE | | 7,201 | 1,471 | 17% | 8,672 |
| LAKEWOOD RANCH MEDICAL CENTER | | 7,933 | 671 | 8% | 8,604 |
| BAYFRONT HEALTH - PORT CHARLOTTE | | 7,929 | 659 | 8% | 8,588 |
| ISPM LABS, LLC DBA CAPSTONE DIAGNOSTICS, LLC | | 8,097 | 404 | 5% | 8,501 |
| ATLANTIS URGENT CARE | 12 | 6,627 | 1,785 | 21% | 8,424 |
| MORTON PLANT-MEASE | 5 | 7,539 | 834 | 10% | 8,378 |
| ADVENTHEALTH CENTRA CARE DR PHILLIPS | | 7,504 | 839 | 10% | 8,343 |
| AVECINA MEDICAL OAKLEAF | 3 | 6,977 | 1,330 | 16% | 8,310 |
| ADVENTHEALTH CENTRA CARE LAKE MARY | 2 | 7,209 | 1,066 | 13% | 8,277 |
| ADVENTHEALTH CENTRA CARE APOPKA | 1 | 7,079 | 1,172 | 14% | 8,252 |
| ARCPPOINT LABS OF FORT MYERS | 5 | 7,278 | 956 | 12% | 8,239 |
| CERNERELR_BAPTISTMIAMI | 31 | 7,313 | 862 | 11% | 8,206 |
| EGLIN AIR FORCE BASE | 14 | 6,412 | 1,777 | 22% | 8,203 |
| BAPTIST HEALTH SOUTH FLORIDA - WESTCHESTER URGENT CARE | | 6,772 | 1,428 | 17% | 8,200 |
| EMERALD COAST URGENT CARE | | 6,461 | 1,731 | 21% | 8,192 |
| HIALEAH HOSPITAL | 4 | 6,380 | 1,791 | 22% | 8,175 |

COVID-19: testing by laboratory

Data through May 7, 2021 verified as of May 8, 2021 at 09:25 AM

Data in this report are provisional and subject to change.

The numbers in the table below represent the number of Florida and non-Florida residents for whom test results were received by the Department of Health. A person can be tested by more than one laboratory and can have both positive and negative results. **Therefore, the sum of the numbers in each column will be larger than the total number of people tested.**

| Reporting lab | Inconclusive | Negative | Positive | Percent positive | Total |
|--|--------------|----------|----------|------------------|-------|
| ADVENTHEALTH CENTRA CARE MOUNT DORA | | 6,937 | 1,218 | 15% | 8,155 |
| ADVENTIST HEALTH SYSTEMS, SUNBELT INC | | 7,002 | 1,115 | 14% | 8,117 |
| SPORTS DRUG TESTING LABORATORY | 141 | 7,734 | 219 | 3% | 8,094 |
| ADVENTHEALTH CENTRA CARE KISSIMMEE | | 7,214 | 843 | 10% | 8,057 |
| BAPTIST HEALTH SOUTH FLORIDA - DORAL URGENT CARE | | 6,414 | 1,537 | 19% | 7,951 |
| OVIEDO MEDICAL CENTER | | 7,034 | 792 | 10% | 7,826 |
| MINUTECLINIC LLC #1067 | | 6,614 | 1,094 | 14% | 7,708 |
| BAPTIST HEALTH - NASSAU | | 7,308 | 375 | 5% | 7,683 |
| ADVENTHEALTH CENTRA CARE ALTAMONTE | | 6,649 | 957 | 13% | 7,606 |
| EMPIRE CITY LABORATORIES INC | 98 | 6,422 | 1,074 | 14% | 7,594 |
| NCH NORTH NAPLES HOSPITAL LAB | 15 | 6,733 | 831 | 11% | 7,579 |
| MEDEXPRESS URGENT CARE OF BOYNTON BEACH LLC | | 6,938 | 623 | 8% | 7,561 |
| COMMUNITY HEALTH CENTERS OF PINELLAS INC | 2 | 6,148 | 1,410 | 19% | 7,560 |
| DYNIX DIAGNOSTIX | | 6,807 | 729 | 10% | 7,536 |
| WELLINGTON REGIONAL MEDICAL CENTER | | 6,909 | 603 | 8% | 7,512 |
| HOLMES REG MED CENTER CLINICAL LAB | | 6,686 | 774 | 10% | 7,460 |
| ST PETERSBURG GENERAL HOSPITAL | | 6,356 | 1,071 | 14% | 7,427 |
| IMPERIAL POINT MEDICAL CENTER | | 6,777 | 649 | 9% | 7,426 |
| SUNCOAST PATHOLOGY ASSOCIATES | | 6,803 | 619 | 8% | 7,422 |
| MEDEXPRESS URGENT CARE | 2 | 5,152 | 2,230 | 30% | 7,384 |
| MEDEXPRESS URGENT CARE HUDSON | | 6,347 | 1,034 | 14% | 7,381 |
| HOLIDAY CVS LLC | | 6,868 | 408 | 6% | 7,276 |
| MINUTECLINIC LLC #8396 | | 6,176 | 1,090 | 15% | 7,266 |
| PARAMOUNT URGENT CARE INC | 1 | 4,773 | 2,468 | 34% | 7,242 |
| ADVENT HEALTH - HEART OF FLORIDA ER | 1 | 6,241 | 950 | 13% | 7,192 |
| ADVENTHEALTH CENTRA CARE AZALEA PARK | | 6,152 | 1,035 | 14% | 7,187 |
| AVERO DIAGNOSTICS - IRVING | 11 | 6,643 | 478 | 7% | 7,132 |
| GENOSUR LLC | 26 | 6,968 | 97 | 1% | 7,091 |
| AHCC WESLEY CHAPEL | | 6,220 | 813 | 12% | 7,033 |
| MINUTECLINIC | | 5,999 | 1,014 | 14% | 7,013 |
| UNKNOWN | 5 | 3,540 | 3,466 | 49% | 7,011 |
| ACUTIS DIAGNOSTICS | 171 | 5,674 | 1,152 | 16% | 6,997 |
| ST JOSEPHS NORTH HOSPITAL LAB | 7 | 5,945 | 1,025 | 15% | 6,977 |
| CLINICAL REFERENCE LABORATORY | 2 | 6,600 | 367 | 5% | 6,969 |
| ADVENTHEALTH CENTRA CARE OVIEDO | | 5,981 | 968 | 14% | 6,949 |
| FORT WALTON BEACH MEDICAL CENTER | | 5,954 | 939 | 14% | 6,893 |
| LUMINUS DIAGNOSTICS | | 6,285 | 561 | 8% | 6,846 |
| FLORIDA FAMILY LABORATORY, INC DBA | 59 | 6,281 | 493 | 7% | 6,833 |
| SOLARIS DIAGNOSTICS | 11 | 6,166 | 598 | 9% | 6,775 |
| MINUTECLINIC LLC #3703 | | 5,491 | 1,266 | 19% | 6,757 |
| FLORIDA HOSPITAL NORTH PINELLAS | 11 | 6,188 | 539 | 8% | 6,738 |
| PHARMCO RX | 2 | 6,399 | 329 | 5% | 6,730 |
| FLORIDA COMMUNITY HEALTH CENTER | | 5,439 | 1,288 | 19% | 6,727 |
| RAULERSON HOSPITAL | | 5,802 | 881 | 13% | 6,683 |
| ANGEL KIDS PEDIATRICS | | 6,313 | 357 | 5% | 6,670 |
| VISTA CLINICAL | 8 | 3,905 | 2,727 | 41% | 6,640 |

COVID-19: testing by laboratory

Data through May 7, 2021 verified as of May 8, 2021 at 09:25 AM

Data in this report are provisional and subject to change.

The numbers in the table below represent the number of Florida and non-Florida residents for whom test results were received by the Department of Health. A person can be tested by more than one laboratory and can have both positive and negative results. **Therefore, the sum of the numbers in each column will be larger than the total number of people tested.**

| Reporting lab | Inconclusive | Negative | Positive | Percent positive | Total |
|---|--------------|----------|----------|------------------|-------|
| SPECTOR SCIENTIFIC LAB | 21 | 5,521 | 1,081 | 16% | 6,623 |
| MINUTE CLINIC LLC | | 5,707 | 855 | 13% | 6,562 |
| DOCTORS URGENT CARE LLC | 1 | 5,340 | 1,180 | 18% | 6,521 |
| MICROGEN DX | 4 | 5,770 | 731 | 11% | 6,505 |
| MEDCOMP SCIENCES LLC | 140 | 4,226 | 2,101 | 32% | 6,467 |
| NORTHWEST FLORIDA COMMUNITY HOSPITAL | 47 | 4,874 | 1,480 | 23% | 6,401 |
| BAPTIST HEALTH SOUTH FLORIDA - PEMBROKE PINES URGENT CARE | | 5,294 | 1,095 | 17% | 6,389 |
| ADVENTHEALTH CENTRA CARE LONGWOOD | | 5,563 | 822 | 13% | 6,385 |
| ADVENTHEALTH CENTRA CARE SOUTH ORANGE | | 5,481 | 893 | 14% | 6,374 |
| LABORATORY OF FLORIDA LLC | 41 | 5,772 | 560 | 9% | 6,373 |
| PUTNAM COMMUNITY MEDICAL CENTER | | 5,591 | 781 | 12% | 6,372 |
| ADVENTHEALTH CENTRA CARE PORT ORANGE | | 5,305 | 961 | 15% | 6,266 |
| DOCTORS URGENT CARE OF LUTZ LLC | 1 | 5,089 | 1,175 | 19% | 6,265 |
| ADVENTHEALTH CENTRA CARE ORANGE LAKE | | 5,474 | 779 | 12% | 6,253 |
| URGENT CARE OF THE PALM BEACHES | | 5,192 | 1,039 | 17% | 6,231 |
| PEDIATRIC HEALTH CARE ALLIANCE PA | | 5,686 | 510 | 8% | 6,196 |
| SOUTH FLORIDA BAPTIST HOSPITAL MICRO | 4 | 5,134 | 1,041 | 17% | 6,179 |
| PRO CLINIC | | 5,030 | 1,096 | 18% | 6,126 |
| ALTRU DIAGNOSTICS INC | 5 | 5,827 | 293 | 5% | 6,125 |
| COASTAL MED URGENT CARE | | 4,524 | 1,593 | 26% | 6,117 |
| ADVENTHEALTH CENTRA CARE SAND LAKE | | 5,429 | 679 | 11% | 6,108 |
| MEDEXPRESS URGENT CARE - GOLDEN GATE | | 5,334 | 741 | 12% | 6,075 |
| MEDIPATH LLC | | 5,470 | 575 | 10% | 6,045 |
| HEALTH FIRST ADVENTHEALTH CENTRA CARE - TITUSVILLE | | 5,084 | 912 | 15% | 5,996 |
| MEDEXPRESS URGENT CARE - ROYAL PALM BEACH | | 5,320 | 667 | 11% | 5,987 |
| MEDEXPRESS URGENT CARE - ESTERO | | 5,292 | 638 | 11% | 5,930 |
| ADVENTHEALTH CENTRA CARE LEESBURG | | 4,868 | 1,054 | 18% | 5,922 |
| BAYFRONT HEALTH - VENICE REGIONAL MEDICAL | 1 | 5,374 | 537 | 9% | 5,912 |
| BAPTIST HEALTH - NORTH | | 4,746 | 1,157 | 20% | 5,903 |
| PALMS OF PASADENA HOSPITAL | | 5,221 | 587 | 10% | 5,808 |
| BAPTIST HEALTH SOUTH FLORIDA - KENDALE LAKES URGENT CARE | | 4,647 | 1,081 | 19% | 5,728 |
| MEDICAL DNA LABS LLC | 3 | 5,187 | 494 | 9% | 5,684 |
| URGENT CARE CURE | 2 | 4,897 | 782 | 14% | 5,681 |
| MINUTECLINIC LLC # 0709 | | 4,795 | 880 | 16% | 5,675 |
| SUNRISE MEDICAL LABORATORIES | 2 | 5,259 | 411 | 7% | 5,672 |
| PARAMOUNT URGENT CARE - WINDERMERE | 3 | 3,810 | 1,830 | 32% | 5,643 |
| WESTCHESTER HOSPITAL | 23 | 4,597 | 1,005 | 18% | 5,625 |
| MEDEXPRESS URGENT CARE PALM BEACH GARDENS | | 5,098 | 524 | 9% | 5,622 |
| DOCTORS HOSPITAL OF SARASOTA CLINICAL LABORATORY | | 4,913 | 703 | 13% | 5,616 |
| THE CENTER FOR URGENT CARE | 3 | 4,705 | 897 | 16% | 5,605 |
| TALLAHASSEE PRIMARY CARE ASSOCIATES | | 4,959 | 622 | 11% | 5,581 |
| ESCAMBIA COMMUNITY CLINICS INC | 8 | 4,246 | 1,326 | 24% | 5,580 |
| BAPTIST HEALTH SOUTH FLORIDA - TAMiami TRAIL URGENT CARE | | 4,468 | 1,076 | 19% | 5,544 |
| HEALTH FIRST ADVENTHEALTH CENTRA CARE GATEWAY | 1 | 4,988 | 555 | 10% | 5,544 |
| BAPTIST HEALTH SOUTH FLORIDA - CORAL SPRINGS URGENT CARE | | 4,749 | 785 | 14% | 5,534 |
| HIGHLANDS REGIONAL MEDICAL CENTER | | 4,637 | 875 | 16% | 5,512 |

COVID-19: testing by laboratory

Data through May 7, 2021 verified as of May 8, 2021 at 09:25 AM

Data in this report are provisional and subject to change.

The numbers in the table below represent the number of Florida and non-Florida residents for whom test results were received by the Department of Health. A person can be tested by more than one laboratory and can have both positive and negative results. **Therefore, the sum of the numbers in each column will be larger than the total number of people tested.**

| Reporting lab | Inconclusive | Negative | Positive | Percent positive | Total |
|--|--------------|----------|----------|------------------|-------|
| MEDEXPRESS URGENT CARE - LAKE LAND | | 4,805 | 678 | 12% | 5,483 |
| TROPICANA FIELD - LOT 2 □ | 19 | 4,935 | 494 | 9% | 5,448 |
| ADVENTHEALTH CENTRA CARE WINTER HAVEN | 1 | 4,137 | 1,237 | 23% | 5,375 |
| BAYFRONT HEALTH - SEVEN RIVERS | | 4,905 | 469 | 9% | 5,374 |
| QUICK CARE MED PL | 2 | 4,481 | 800 | 15% | 5,283 |
| BAPTIST HEALTH SOUTH FLORIDA - PINECREST URGENT CARE | | 4,510 | 750 | 14% | 5,260 |
| MARTIN HOSPITAL SOUTH LAB | | 4,966 | 293 | 6% | 5,259 |
| BAYFRONT HEALTH - BROOKSVILLE | | 4,652 | 557 | 11% | 5,209 |
| BAPTIST HEALTH SOUTH FLORIDA - CORAL GABLES URGENT CARE | | 4,327 | 877 | 17% | 5,204 |
| ADVENTHEALTH PROMPT CARE | 2 | 3,846 | 1,349 | 26% | 5,197 |
| FLAGLER HOSPITAL LABORATORY | 8 | 4,046 | 1,122 | 22% | 5,176 |
| TRINITY SPRINGS | | 4,436 | 729 | 14% | 5,165 |
| BAPTIST HEALTH SOUTH FLORIDA - CORAL GABLES (UNIVERSITY) URGENT CARE | | 4,429 | 721 | 14% | 5,150 |
| BAPTIST HEALTH SOUTH FLORIDA - PALMETTO BAY URGENT CARE | | 4,315 | 825 | 16% | 5,140 |
| BETHESDA HOSPITAL WEST | | 4,612 | 521 | 10% | 5,133 |
| VENTURE MEDICAL OF FLORIDA LLC | | 4,676 | 408 | 8% | 5,084 |
| BAYFRONT HEALTH - SPRING HILL | | 4,638 | 419 | 8% | 5,057 |
| MINUTECLINIC LLC #3463 | | 4,166 | 817 | 16% | 4,983 |
| ASCENSION SACRED HEART - EMERALD COAST | | 4,137 | 789 | 16% | 4,926 |
| BAYFRONT HEALTH - PUNTA GORDA | | 4,556 | 370 | 8% | 4,926 |
| ADVENTHEALTH CENTRA CARE COLONIAL TOWN | 2 | 4,369 | 543 | 11% | 4,914 |
| MINUTECLINIC LLC #3662 | | 4,139 | 739 | 15% | 4,878 |
| MEASE DUNEDIN HOSPITAL | 5 | 4,316 | 532 | 11% | 4,853 |
| DESOTO MEMORIAL HOSPITAL | 3 | 4,023 | 818 | 17% | 4,844 |
| PREMIER URGENT CARE OF BREVARD LLC | 4 | 4,229 | 589 | 12% | 4,822 |
| BAYFRONTVENICEREGIONAL | | 4,662 | 159 | 3% | 4,821 |
| MINUTECLINIC LLC # 3930 | | 4,115 | 677 | 14% | 4,792 |
| MINUTECLINIC LLC #3631 | | 4,076 | 696 | 15% | 4,772 |
| MINUTECLINIC LLC 5852 | | 4,114 | 649 | 14% | 4,763 |
| MINUTECLINIC LLC #5253 | | 3,935 | 817 | 17% | 4,752 |
| MINUTECLINIC LLC #1771 | | 4,005 | 746 | 16% | 4,751 |
| MEDEXPRESS URGENT CARE CAPE CORAL | | 4,064 | 680 | 14% | 4,744 |
| ENGLEWOOD COMMUNITY HOSPITAL | | 4,319 | 410 | 9% | 4,729 |
| ADVENTIST HEALTH SYSTEMS SUNBELT IN DBA | | 4,167 | 546 | 12% | 4,713 |
| MOFFITT CANCER CENTER | 6 | 4,564 | 104 | 2% | 4,674 |
| MEMORIAL HOSPITAL- MIRAMAR | 12 | 4,308 | 327 | 7% | 4,647 |
| TWIN CITIES HOSPITAL | 1 | 4,108 | 535 | 12% | 4,644 |
| MINUTECLINIC LLC #5249 | | 3,807 | 821 | 18% | 4,628 |
| NIGHT LITE PEDIATRICS | 4 | 3,346 | 1,261 | 27% | 4,611 |
| US BIOTEK LABORATORIES | 15 | 4,222 | 370 | 8% | 4,607 |
| PALMS MEDICAL GROUP | 5 | 3,161 | 1,423 | 31% | 4,589 |
| PREMIER MEDICAL | 2 | 4,492 | 94 | 2% | 4,588 |
| HOLIDAY CVS LLC DBA CVS PHARMACY #5154 | | 4,456 | 122 | 3% | 4,578 |
| LAKESIDE MEDICAL CENTER | | 3,674 | 870 | 19% | 4,544 |
| MINUTECLINIC LLC #7225 | | 3,829 | 704 | 16% | 4,533 |
| ACCU REFERENCE MEDICAL LAB | 9 | 3,671 | 806 | 18% | 4,486 |

COVID-19: testing by laboratory

Data through May 7, 2021 verified as of May 8, 2021 at 09:25 AM

Data in this report are provisional and subject to change.

The numbers in the table below represent the number of Florida and non-Florida residents for whom test results were received by the Department of Health. A person can be tested by more than one laboratory and can have both positive and negative results. **Therefore, the sum of the numbers in each column will be larger than the total number of people tested.**

| Reporting lab | Inconclusive | Negative | Positive | Percent positive | Total |
|---|--------------|----------|----------|------------------|-------|
| MEDEXPRESS URGENT CARE LEHIGH ACRES | | 3,867 | 607 | 14% | 4,474 |
| GENESIS DIAGNOSTICS | | 4,210 | 254 | 6% | 4,464 |
| MINUTECLINIC LLC #5190 | | 3,686 | 775 | 17% | 4,461 |
| MINUTECLINIC LLC #5854 | | 3,709 | 739 | 17% | 4,448 |
| MINUTECLINIC LLC # 0514 | | 3,890 | 553 | 12% | 4,443 |
| DOCTORS TEST CENTERS | | 3,893 | 491 | 11% | 4,384 |
| BAYA PHARMACY & URGENT CARE | | 3,252 | 1,126 | 26% | 4,378 |
| AMELIA URGENT CARE | | 2,713 | 1,654 | 38% | 4,367 |
| PHYSICIANS REGIONAL MEDICAL CENTER - COLLIER BLVD | 1 | 3,457 | 908 | 21% | 4,366 |
| MINUTECLINIC LLC #3814 | | 3,687 | 636 | 15% | 4,323 |
| ST. LUCIE MEDICAL CTR. | | 4,254 | 57 | 1% | 4,311 |
| ADVENT HEALTH - NEW SMYRNA | | 3,597 | 678 | 16% | 4,275 |
| ADVENTHEALTH CENTRA CARE | | 3,802 | 473 | 11% | 4,275 |
| STEWART ROCKLEDGE HOSPITAL | 7 | 3,832 | 428 | 10% | 4,267 |
| MINUTECLINIC LLC #3291 | | 3,621 | 636 | 15% | 4,257 |
| EXACT SCIENCES LABORATORIES, LLC | | 3,918 | 333 | 8% | 4,251 |
| SCION LAB SERVICES LLC | 26 | 3,879 | 325 | 8% | 4,230 |
| MINUTECLINIC LLC #4458 | | 3,526 | 658 | 16% | 4,184 |
| LOWER KEYS MEDICAL CENTER | | 3,863 | 320 | 8% | 4,183 |
| MINUTECLINIC LLC #5214 | | 3,588 | 575 | 14% | 4,163 |
| MINUTECLINIC LLC #7887 | | 3,669 | 490 | 12% | 4,159 |
| MINUTECLINIC LLC #7886 | | 3,601 | 550 | 13% | 4,151 |
| CARENOW URGENT CARE | 1 | 2,565 | 1,537 | 37% | 4,103 |
| AFC PHYSICIANS OF FLORIDA | | 3,181 | 904 | 22% | 4,085 |
| NIGHT LITE PEDIATRICS URGENT CARE | 1 | 3,418 | 649 | 16% | 4,068 |
| BAPTIST HEALTH SOUTH FLORIDA - DAVIE URGENT CARE | | 3,339 | 729 | 18% | 4,068 |
| PARAMOUNT URGENT CARE - ORLANDO | | 2,944 | 1,114 | 27% | 4,058 |
| MINUTECLINIC LLC # 3686 | | 3,410 | 594 | 15% | 4,004 |
| MINUTECLINIC LLC #4415 | | 3,412 | 590 | 15% | 4,002 |
| MINUTECLINIC LLC #3257 | | 3,339 | 645 | 16% | 3,984 |
| BAPTIST HEALTH SOUTH FLORIDA - WESTON URGENT CARE | | 3,430 | 523 | 13% | 3,953 |
| MINUTECLINIC, LLC #3204 | | 3,296 | 652 | 17% | 3,948 |
| ADVENTHEALTH CENTRA CARE KIDS LAKE MARY | | 3,610 | 289 | 7% | 3,899 |
| PROHEALTH | 3 | 2,268 | 1,606 | 41% | 3,877 |
| HEALTH FIRST ADVENTHEALTH CENTRA CARE COCOA | | 3,495 | 380 | 10% | 3,875 |
| MINUTECLINIC LLC #1807 | | 3,242 | 621 | 16% | 3,863 |
| MC DIAGNOSTIC OF CONNECTICUT, PC #2220 | | 3,327 | 533 | 14% | 3,860 |
| MINUTECLINIC, LLC #4015 | | 3,114 | 744 | 19% | 3,858 |
| VA PAIN CLINIC | 6 | 3,687 | 141 | 4% | 3,834 |
| MINUTECLINIC LLC # 3579 | | 3,178 | 647 | 17% | 3,825 |
| SIPARADIGM LLC | 59 | 3,502 | 264 | 7% | 3,825 |
| BARTOW REGIONAL MEDICAL CENTER | 1 | 3,215 | 609 | 16% | 3,825 |
| ADVENT HEALTH CENTRA CARE -WINTER PARK KIDS URGENT CARE | 4 | 3,519 | 297 | 8% | 3,820 |
| MINUTECLINIC LLC #4201 | | 3,300 | 506 | 13% | 3,806 |
| MEDONE PLLC | | 2,918 | 876 | 23% | 3,794 |
| MINUTECLINIC LLC #1055 | | 3,117 | 670 | 18% | 3,787 |

COVID-19: testing by laboratory

Data through May 7, 2021 verified as of May 8, 2021 at 09:25 AM

Data in this report are provisional and subject to change.

The numbers in the table below represent the number of Florida and non-Florida residents for whom test results were received by the Department of Health. A person can be tested by more than one laboratory and can have both positive and negative results. **Therefore, the sum of the numbers in each column will be larger than the total number of people tested.**

| Reporting lab | Inconclusive | Negative | Positive | Percent positive | Total |
|---|--------------|----------|----------|------------------|-------|
| BRASHEAR'S VITAL CARE CORP | | 2,989 | 782 | 21% | 3,771 |
| MINUTECLINIC LLC #5924 | | 3,264 | 501 | 13% | 3,765 |
| HEALTH FIRST ADVENTHEALTH CENTRA CARE MALABAR | | 3,392 | 368 | 10% | 3,760 |
| MINUTECLINIC, LLC #5817 | | 3,129 | 615 | 16% | 3,744 |
| MINUTECLINIC LLC #7973 | | 3,224 | 518 | 14% | 3,742 |
| MINUTECLINIC LLC #3748 | | 3,070 | 668 | 18% | 3,738 |
| MEDEXPRESS URGENT CARE - DELAND | | 3,312 | 418 | 11% | 3,730 |
| MEDEXPRESS URGENT CARE - VERO BEACH | | 3,251 | 478 | 13% | 3,729 |
| MINUTECLINIC LLC #3003 | | 3,055 | 651 | 18% | 3,706 |
| PARAMOUNT URGENT CARE - OVIEDO | | 2,747 | 955 | 26% | 3,702 |
| BAPTIST HEALTH SOUTH FLORIDA - BRICKELL URGENT CARE | | 3,068 | 632 | 17% | 3,700 |
| MINUTECLINIC, LLC (CLINIC 10699) | | 3,242 | 454 | 12% | 3,696 |
| MINUTECLINIC LLC # 7933 | | 3,258 | 424 | 12% | 3,682 |
| PRECISION HEALTH SOLUTIONS | | 3,490 | 186 | 5% | 3,676 |
| MINUTECLINIC LLC #7173 | | 3,176 | 488 | 13% | 3,664 |
| MINUTECLINIC LLC #3255 | | 3,256 | 404 | 11% | 3,660 |
| MARION E FETHER MEDICAL CENTER, THE | | 3,342 | 310 | 8% | 3,652 |
| VERILY LIFE SCIENCES | 3 | 3,565 | 73 | 2% | 3,641 |
| CLARITY LAB SOLUTIONS LLC | | 3,608 | 4 | 0% | 3,612 |
| MINUTECLINIC LLC #3705 | | 3,200 | 410 | 11% | 3,610 |
| BAPTIST HEALTH URGENT CARE AT SAWGRASS | | 3,004 | 603 | 17% | 3,607 |
| WALGREEN CO | 2 | 3,184 | 409 | 11% | 3,595 |
| MINUTECLINIC LLC #5216 | | 3,070 | 478 | 13% | 3,548 |
| BAPTIST HEALTH EMERGENCY CENTER COUNTRY WALK | 1 | 3,007 | 531 | 15% | 3,539 |
| VITRO MOLECULAR LABORATORIES | 50 | 3,205 | 279 | 8% | 3,534 |
| BAPTIST HEALTH - CLAY | | 3,084 | 446 | 13% | 3,530 |
| BMCT Molecular Diagnostics Subsection | | 2,981 | 541 | 15% | 3,522 |
| MINUTECLINIC LLC #3654 | | 2,957 | 563 | 16% | 3,520 |
| LAKELAND REGIONAL HEALTH PABLO | | 3,085 | 412 | 12% | 3,497 |
| MINUTECLINIC LLC #6007 | | 2,998 | 480 | 14% | 3,478 |
| MIDWAY SPECIALTY CARE CENTER DIAGNOSTICS | 38 | 3,192 | 240 | 7% | 3,470 |
| PRIMEHEALTH URGENT CARE INC | | 2,949 | 504 | 15% | 3,453 |
| HEALTH CARE DISTRICT OF PALM BEACH COUNTY | 2 | 3,188 | 261 | 8% | 3,451 |
| ADVENTHEALTH CENTRA CARE CONWAY | | 2,924 | 519 | 15% | 3,443 |
| MINUTECLINIC LLC #3285 | | 2,977 | 421 | 12% | 3,398 |
| MINUTECLINIC LLC #4612 | | 2,798 | 595 | 18% | 3,393 |
| PHYSICIANS PRIMARY CARE | 2 | 3,065 | 323 | 10% | 3,390 |
| IMMOKALEE CHD | | 3,155 | 234 | 7% | 3,389 |
| MINUTECLINIC LLC #1350 | | 2,967 | 391 | 12% | 3,358 |
| MARINERS HOSPITAL | 1 | 3,044 | 309 | 9% | 3,354 |
| GESSLER CLINIC | 2 | 2,336 | 1,012 | 30% | 3,350 |
| MINUTECLINIC LLC #4024 | | 2,946 | 400 | 12% | 3,346 |
| MINUTECLINIC LLC #476 | | 2,886 | 442 | 13% | 3,328 |
| MINUTECLINIC LLC #8381 | | 2,884 | 435 | 13% | 3,319 |
| MINUTECLINIC LLC #3648 | | 2,719 | 589 | 18% | 3,308 |
| MINUTECLINIC, LLC # 4469 | | 2,925 | 376 | 11% | 3,301 |

COVID-19: testing by laboratory

Data through May 7, 2021 verified as of May 8, 2021 at 09:25 AM

Data in this report are provisional and subject to change.

The numbers in the table below represent the number of Florida and non-Florida residents for whom test results were received by the Department of Health. A person can be tested by more than one laboratory and can have both positive and negative results. **Therefore, the sum of the numbers in each column will be larger than the total number of people tested.**

| Reporting lab | Inconclusive | Negative | Positive | Percent positive | Total |
|---|--------------|----------|----------|------------------|-------|
| MEMORIAL HOSPITAL PEMBROKE | 3 | 2,920 | 373 | 11% | 3,296 |
| MINUTECLINIC LLC #1821 | | 2,924 | 364 | 11% | 3,288 |
| MEDEXPRESS FORT MYERS | | 2,865 | 406 | 12% | 3,271 |
| SELECT LABORATORIES - MARION COUNTY, FL LLC | 5 | 2,944 | 316 | 10% | 3,265 |
| MINUTECLINIC LLC #5157 | | 2,857 | 397 | 12% | 3,254 |
| ACCESS POINT HEALTHCARE URGENT & PRIMARY CARE | 2 | 2,536 | 703 | 22% | 3,241 |
| MEDIQUICK URGENT CARE CENTERS INC | | 2,494 | 739 | 23% | 3,233 |
| MEDEXPRESS URGENT CARE CORAL SPRINGS | | 2,843 | 356 | 11% | 3,199 |
| MINUTECLINIC LLC #3635 | | 2,746 | 433 | 14% | 3,179 |
| BAPTIST HEALTH - OAKLEAF | | 2,676 | 489 | 15% | 3,165 |
| ADVENT HEALTH - DADE CITY | | 2,753 | 376 | 12% | 3,129 |
| AFC PHYSICIANS OF FLORIDA PA | | 2,551 | 552 | 18% | 3,103 |
| BAY MEDICAL CENTER SACRED HEART HEALTH SYSTEM | | 2,428 | 640 | 21% | 3,068 |
| CHARLES AIESI CONSULTING INC | 14 | 2,737 | 314 | 10% | 3,065 |
| NXGEN MDX LLC | 7 | 2,712 | 340 | 11% | 3,059 |
| KEYS AHEC SCHOOL MEDICAL CLINIC | 15 | 2,893 | 150 | 5% | 3,058 |
| MEDEXPRESS URGENT CARE - CLEWISTON | | 2,537 | 493 | 16% | 3,030 |
| VETERANS AFFAIRS MEDICAL CENTER - ORLANDO | 1 | 1,343 | 1,678 | 56% | 3,022 |
| JUPITER MEDICAL CENTER URGENT CARE | | 2,360 | 647 | 22% | 3,007 |
| EMERGENCY PHYSICIANS MEDICAL CENTER | | 1,829 | 1,168 | 39% | 2,997 |
| MINUTECLINIC LLC #214 | | 2,468 | 479 | 16% | 2,947 |
| CAREFAST+ | 1 | 2,147 | 789 | 27% | 2,937 |
| JACKSON HOSPITAL CLINICAL LABORATORY | | 2,583 | 348 | 12% | 2,931 |
| MINUTECLINIC LLC #5069 | | 2,440 | 471 | 16% | 2,911 |
| BAPTIST HEALTHCARE - GULF BREEZE HOSPITAL | 3 | 2,414 | 484 | 17% | 2,901 |
| STONE CLINICAL LABORATORIES | | 2,790 | 96 | 3% | 2,886 |
| MEDEXPRESS URGENT CARE BOCA RATON | | 2,629 | 256 | 9% | 2,885 |
| WALGREENS ORLANDO | 3 | 2,540 | 340 | 12% | 2,883 |
| LAKE WALES MEDICAL CENTER INC | | 2,547 | 335 | 12% | 2,882 |
| BLUE MED CONSULTANTS | | 2,754 | 112 | 4% | 2,866 |
| PARRISH MEDICAL CENTER | 2 | 2,492 | 359 | 13% | 2,853 |
| MINUTECLINIC LLC #1815 | | 2,538 | 305 | 11% | 2,843 |
| DR G'S URGENT CARE | | 2,468 | 374 | 13% | 2,842 |
| AMELIA EXPRESS CARE LLC | 10 | 2,471 | 345 | 12% | 2,826 |
| BAPTIST HEALTH SOUTH FLORIDA - MIAMI BEACH URGENT CARE | | 2,396 | 421 | 15% | 2,817 |
| FLORIDA MEDICAL CLINIC | 3 | 1,335 | 1,478 | 52% | 2,816 |
| GENOME LLC | 2 | 2,611 | 198 | 7% | 2,811 |
| HEALTH CENTRAL CLINICAL LABORATORY | | 2,434 | 351 | 13% | 2,785 |
| CELESTA MEDICAL SERVICES LLC DBA - AMERICAN RESEARCH LABS | | 2,544 | 236 | 8% | 2,780 |
| MINUTECLINIC LLC #3236 | | 2,409 | 368 | 13% | 2,777 |
| CITRUS MEMORIAL HOSPITAL LABORATORY | | 2,253 | 523 | 19% | 2,776 |
| SACRED HEART HEALTH SYSTEM, INC | 1 | 1,875 | 873 | 32% | 2,749 |
| DONALD W ROBERTSON DO PA | | 2,145 | 597 | 22% | 2,742 |
| MEDEXPRESS PORT CHARLOTTE | | 2,436 | 294 | 11% | 2,730 |
| PATIENTS FIRST - THOMASVILLE ROAD | | 2,435 | 290 | 11% | 2,725 |
| BOND URGENT CARE LLC | | 2,053 | 663 | 24% | 2,716 |

COVID-19: testing by laboratory

Data through May 7, 2021 verified as of May 8, 2021 at 09:25 AM

Data in this report are provisional and subject to change.

The numbers in the table below represent the number of Florida and non-Florida residents for whom test results were received by the Department of Health. A person can be tested by more than one laboratory and can have both positive and negative results. **Therefore, the sum of the numbers in each column will be larger than the total number of people tested.**

| Reporting lab | Inconclusive | Negative | Positive | Percent positive | Total |
|---|--------------|----------|----------|------------------|-------|
| TAMPA COMMUNITY HOSPITAL | | 2,297 | 380 | 14% | 2,677 |
| MINI ER WATERFORD LAKES, THE | | 2,297 | 363 | 14% | 2,660 |
| EMERALD COAST URGENT CARE, LLC | 1 | 1,972 | 660 | 25% | 2,633 |
| NCHMD INC | | 2,199 | 403 | 15% | 2,602 |
| MINUTECLINIC LLC | | 2,297 | 304 | 12% | 2,601 |
| ADVENT HEALTH - OCALA | | 2,124 | 447 | 17% | 2,571 |
| OPTUM LABS LLC | 1 | 2,343 | 211 | 8% | 2,555 |
| MINUTECLINIC LLC #8927 | | 2,150 | 403 | 16% | 2,553 |
| MINUTECLINIC LLC #3637 | | 2,033 | 495 | 20% | 2,528 |
| ASCENSION SACRED HEART - GULF | | 1,968 | 559 | 22% | 2,527 |
| INTELEX LABS, LLC | | 2,437 | 83 | 3% | 2,520 |
| GRAVITY DIAGNOSTICS, LLC | 8 | 2,304 | 204 | 8% | 2,516 |
| WHOLE FAMILY HEALTH CENTER INC | | 2,002 | 513 | 20% | 2,515 |
| MINUTECLINIC LLC #5187 | | 2,187 | 322 | 13% | 2,509 |
| EMERALD COAST URGENT CARE LLC | | 1,825 | 657 | 26% | 2,482 |
| BAPTIST HEALTH EMERGENCY CENTER AT WEST CORAL WAY | | 2,033 | 439 | 18% | 2,472 |
| CORE DIAGNOSTIC LABORATORIES LLC | 17 | 2,099 | 340 | 14% | 2,456 |
| PHYSICIANS STAT LAB | 3 | 1,079 | 1,371 | 56% | 2,453 |
| COMMUNITY HEALTH NORTHWEST FLORIDA | 4 | 1,857 | 554 | 23% | 2,415 |
| PENSACOLA PEDIATRICS PA | 1 | 2,232 | 180 | 7% | 2,413 |
| ASSOCIATED PATHOLOGISTS, LLC | 3 | 1,942 | 398 | 17% | 2,343 |
| APALACHEE CORRECTIONAL INSTITUTION EAST UNIT | | 2,304 | 31 | 1% | 2,335 |
| NCH NORTHEAST | 7 | 1,838 | 490 | 21% | 2,335 |
| PHYSICIAN ASSOCIATES | | 2,070 | 241 | 10% | 2,311 |
| WHITE WILSON MEDICAL CENTER | | 913 | 1,394 | 60% | 2,307 |
| LEE HEALTH - COCONUT POINT CLINICAL LAB | 2 | 1,872 | 433 | 19% | 2,307 |
| UNIVERSITY OF NORTH FLORIDA STUDENT HEALTH | | 2,218 | 80 | 3% | 2,298 |
| MEDICAL CONSULTANTS OF FLORIDA, LLC | 2 | 1,935 | 341 | 15% | 2,278 |
| MARTIN HEALTH SYSTEM - ST LUCIE WEST | | 2,034 | 197 | 9% | 2,231 |
| PRIMEHEALTH URGENT CARE | 1 | 1,865 | 361 | 16% | 2,227 |
| TOM LEE COMMUNITY HEALTH CENTER | 1 | 1,572 | 639 | 29% | 2,212 |
| BIO-TECH CLINICAL LABORATORIES INC | | 1,895 | 310 | 14% | 2,205 |
| FLOWERS HOSPITAL | | 2,010 | 192 | 9% | 2,202 |
| FIU-HEALTH AUXILIARY LABORATORY | 6 | 2,051 | 133 | 6% | 2,190 |
| BARDMOOR LABORATORY | 9 | 1,841 | 322 | 15% | 2,172 |
| BAYFRONT HEALTH - CITRUS HILLS | | 1,915 | 243 | 11% | 2,158 |
| ADVANCED MEDICAL OF NAPLES LLC | | 1,914 | 239 | 11% | 2,153 |
| DOC SMILEYS URGENT CARE LLC | | 1,758 | 385 | 18% | 2,143 |
| LITTLE PINE PEDIATRICS | 1 | 1,846 | 278 | 13% | 2,125 |
| MINUTECLINIC, LLC #3245 | | 1,718 | 385 | 18% | 2,103 |
| GENUS3 | | 1,974 | 74 | 4% | 2,048 |
| STATMED OCALA | 7 | 1,842 | 197 | 10% | 2,046 |
| READY RESPONDERS FLORIDA, PLLC | | 1,757 | 271 | 13% | 2,028 |
| ARCPPOINT LABS | | 1,427 | 599 | 30% | 2,026 |
| MIAMI JEWISH HEALTH SYSTEMS | | 1,911 | 87 | 4% | 1,998 |
| WILLIAM OWEN PASS PARK | | 1,738 | 257 | 13% | 1,995 |

COVID-19: testing by laboratory

Data through May 7, 2021 verified as of May 8, 2021 at 09:25 AM

Data in this report are provisional and subject to change.

The numbers in the table below represent the number of Florida and non-Florida residents for whom test results were received by the Department of Health. A person can be tested by more than one laboratory and can have both positive and negative results. **Therefore, the sum of the numbers in each column will be larger than the total number of people tested.**

| Reporting lab | Inconclusive | Negative | Positive | Percent positive | Total |
|---|--------------|----------|----------|------------------|-------|
| ABSOLUTE GENOMICS | 3 | 1,719 | 253 | 13% | 1,975 |
| DOC SMILEY'S URGENT CARE | | 1,706 | 247 | 13% | 1,953 |
| GENESIS LABORATORY MANAGEMENT | 15 | 1,676 | 257 | 13% | 1,948 |
| MEDFAST URGENT CARE CENTERS LLC | 2 | 608 | 1,334 | 69% | 1,944 |
| LABORATORY SPECIALISTS OF MICHIGAN | | 1,588 | 333 | 17% | 1,921 |
| ED FRASER MEMORIAL HOSPITAL | | 1,661 | 259 | 13% | 1,920 |
| BROWNWOOD CARE CENTER | | 1,682 | 233 | 12% | 1,915 |
| OPTUMCARE FLORIDA LLC | | 1,594 | 315 | 17% | 1,909 |
| PATIENTS FIRST LAKE ELLA MEDICAL CENTER | | 1,718 | 181 | 10% | 1,899 |
| SUNRISE URGENT CARE ASSOCIATES LLC D/B/A | 9 | 1,331 | 549 | 29% | 1,889 |
| PROJECT HEALTH, INC SUMTERVILLE | 5 | 1,526 | 328 | 18% | 1,859 |
| FG RAPID RESULTS | 6 | 1,451 | 393 | 21% | 1,850 |
| NEIGHBORHOOD MEDICAL CENTER INC | 17 | 1,629 | 186 | 10% | 1,832 |
| PROHEALTH MEDICAL CLINIC | | 1,187 | 643 | 35% | 1,830 |
| KETAMINE HEALTH CENTERS LLC | 1 | 1,661 | 152 | 8% | 1,814 |
| IGENOMIX USA LLC | 55 | 1,570 | 165 | 9% | 1,790 |
| BROAD INSTITUTE CLINICAL SEQUENCING RESEARCH PLATFORM | 16 | 1,701 | 68 | 4% | 1,785 |
| ER QUICKCARE PL | | 1,527 | 248 | 14% | 1,775 |
| PEDIATRIC HEALTH CARE ALLIANCE - NORTHDALE | | 1,612 | 157 | 9% | 1,769 |
| NORTH SHORE LONG ISLAND JEWISH HEALTH | 1 | 1,663 | 96 | 5% | 1,760 |
| SPARROW HEALTHCARE | 2 | 1,503 | 254 | 14% | 1,759 |
| RIVER TOWN DIAGNOSTIC LLC | | 1,470 | 286 | 16% | 1,756 |
| QUICK CARE MED | | 1,412 | 339 | 19% | 1,751 |
| FLORIDA DEPARTMENT OF HEALTH IN POLK COUNTY | 2 | 1,323 | 409 | 24% | 1,734 |
| Community_Health | | 1,533 | 199 | 11% | 1,732 |
| MEDEXPRESS URGENT CARE - JAX ATLANTIC BLVD | | 1,494 | 229 | 13% | 1,723 |
| LABTECH DIAGNOSTIC | | 1,425 | 294 | 17% | 1,719 |
| ADVENTHEALTH CENTRA CARE TRINITY | | 1,485 | 233 | 14% | 1,718 |
| SHELL POINT NURSING PAVILION | 1 | 1,638 | 77 | 4% | 1,716 |
| PARAMOUNT URGENT CARE - CLERMONT | | 966 | 732 | 43% | 1,698 |
| VRL EUROFINs | | 1,656 | 41 | 2% | 1,697 |
| JW PLASTIC SURGERY | | 1,449 | 244 | 14% | 1,693 |
| COLLIER URGENT CARE CENTERS CREEKSIDE | | 1,495 | 188 | 11% | 1,683 |
| FIRST QUALITY LABORATORY | | 1,567 | 106 | 6% | 1,673 |
| AMERICAN SCIENTIFIC LABORATORIES LLC | | 1,635 | 36 | 2% | 1,671 |
| BAPTIST HEALTH SOUTH FLORIDA - KEY BISCANE URGENT CARE EXPRESS | | 1,465 | 198 | 12% | 1,663 |
| MYTEST DIAGNOSTICS | | 1,578 | 77 | 5% | 1,655 |
| ST ANNES NURSING CENTER | | 1,601 | 33 | 2% | 1,634 |
| CAREMED CLINIC LLC | 1 | 1,313 | 312 | 19% | 1,626 |
| ELLENTON URGENT CARE | | 1,385 | 238 | 15% | 1,623 |
| OPTEO LABORATORY | | 1,576 | 36 | 2% | 1,612 |
| UNIVERSITY OF ALABAMA AT BIRMINGHAM | | 1,559 | 48 | 3% | 1,607 |
| BAPTIST HEALTH SOUTH FLORIDA - COUNTRY WALK URGENT CARE EXPRESS | | 1,357 | 248 | 15% | 1,605 |
| NORTH VISTA HOSPITAL LABORATORY | | 1,332 | 265 | 17% | 1,597 |
| PARAMOUNT URGENT CARE VILLAGES | | 1,012 | 575 | 36% | 1,587 |
| MATRIX CLINICAL LABS (FORMERLY BIOCERNA LLC) | 13 | 1,404 | 169 | 11% | 1,586 |

COVID-19: testing by laboratory

Data through May 7, 2021 verified as of May 8, 2021 at 09:25 AM

Data in this report are provisional and subject to change.

The numbers in the table below represent the number of Florida and non-Florida residents for whom test results were received by the Department of Health. A person can be tested by more than one laboratory and can have both positive and negative results. **Therefore, the sum of the numbers in each column will be larger than the total number of people tested.**

| Reporting lab | Inconclusive | Negative | Positive | Percent positive | Total |
|--|--------------|----------|----------|------------------|-------|
| ASSURANCE SCIENTIFIC LABORATORIES | 1 | 1,297 | 283 | 18% | 1,581 |
| MELBOURNE MEDICAL LABORATORY | 2 | 1,367 | 205 | 13% | 1,574 |
| SPEARHEAD MEDICAL | | 1,439 | 119 | 8% | 1,558 |
| CAREFAST MURABELLA | | 1,041 | 514 | 33% | 1,555 |
| PRIMARY CARE SOUTH INC | | 1,053 | 496 | 32% | 1,549 |
| BAPTIST HEALTHCARE - JAY HOSPITAL | 3 | 1,159 | 373 | 24% | 1,535 |
| LPG COCONUT POINT | | 1,296 | 237 | 15% | 1,533 |
| EUROFINS NTD, LLC | | 1,487 | 45 | 3% | 1,532 |
| UHEALTH CLINIC AT WALGREENS | | 1,234 | 293 | 19% | 1,527 |
| INNOVATIVE TRANSFUSION MEDICINE, INC | 11 | 1,336 | 179 | 12% | 1,526 |
| NYU HOSPITALS CENTER CLINICAL LABORATORIES | | 1,473 | 49 | 3% | 1,522 |
| SMA LAB | 12 | 1,323 | 163 | 11% | 1,498 |
| ACCESS MEDICAL LABS | | 777 | 721 | 48% | 1,498 |
| PALM BAY HOSPITAL CLINICAL LABORATORY | | 1,093 | 401 | 27% | 1,494 |
| CREEKSIDE CARE CENTER | 1 | 1,295 | 185 | 12% | 1,481 |
| TREASURE COAST MEDICAL ASSOCIATES INC | | 748 | 730 | 49% | 1,478 |
| ADDICTION LABS OF AMERICA | 3 | 1,388 | 84 | 6% | 1,475 |
| NORTH FLORIDA PEDIATRICS - LAKE CITY | | 1,246 | 226 | 15% | 1,472 |
| MEDLAB DIAGNOSTICS, LLC | | 1,362 | 103 | 7% | 1,465 |
| GROWING TOGETHER PEDIATRICS LLC | | 1,384 | 75 | 5% | 1,459 |
| CYPRESS VILLAGE | 1 | 1,425 | 29 | 2% | 1,455 |
| ADVANCE MEDICAL OF NAPLES | | 327 | 1,124 | 77% | 1,451 |
| UHEALTH DEERFIELD BEACH/UMSYLVESTER DEERFIELD BEACH LABORATORY | 3 | 1,380 | 55 | 4% | 1,438 |
| TEMPUS CLINICAL LABORATORY | 10 | 1,270 | 155 | 11% | 1,435 |
| PATIENTS CHOICE LABORATORIES | | 831 | 592 | 42% | 1,423 |
| PEDIATRICS OF CENTRAL FLORIDA PA | 20 | 1,326 | 70 | 5% | 1,416 |
| COASTAL LABORATORIES | 1 | 1,123 | 287 | 20% | 1,411 |
| PROJECT HEALTH INC | 4 | 1,205 | 202 | 14% | 1,411 |
| AMELIA EXPRESS CARE | 1 | 772 | 632 | 45% | 1,405 |
| BREVARD HEALTH ALLIANCE INC, THE | | 1,315 | 87 | 6% | 1,402 |
| 6TH MEDICAL GROUP - MCDILL AFB | 3 | 1,311 | 74 | 5% | 1,388 |
| CARENOW URGENT CARE - FORT PIERCE | | 957 | 400 | 29% | 1,357 |
| PALM HARBOR PHARMACY | | 1,184 | 173 | 13% | 1,357 |
| ASCENSION ST VINCENT'S - SOUTHSIDE | | 1,308 | 49 | 4% | 1,357 |
| VAVA PARTNERS LLC | | 529 | 827 | 61% | 1,356 |
| MINUTE CLINIC INCORPORATE | | 1,286 | 51 | 4% | 1,337 |
| STEWART REFERENCE LABORATORY | 1 | 788 | 546 | 41% | 1,335 |
| ADVANCED DIAGNOSTIC LABORATORY | | 1,277 | 47 | 4% | 1,324 |
| USF MORSANI CENTER FOR ADVANCED HEALTH CARE | | 1,162 | 162 | 12% | 1,324 |
| LAB24 INC | 3 | 643 | 677 | 51% | 1,323 |
| ST PETERSBURG PEDIATRICS | 1 | 1,195 | 124 | 9% | 1,320 |
| XPRESS URGENT CARE | 4 | 1,109 | 202 | 15% | 1,315 |
| NAPLES URGENT CARE | 1 | 860 | 452 | 34% | 1,313 |
| PALM BEACH ATLANTIC UNIVERSITY | | 1,267 | 45 | 3% | 1,312 |
| HOLIDAY CVS LLC DBA CVS PHARMACY #5155 | | 1,239 | 71 | 5% | 1,310 |
| EAST LAKE PEDIATRICS | | 1,166 | 136 | 10% | 1,302 |

COVID-19: testing by laboratory

Data through May 7, 2021 verified as of May 8, 2021 at 09:25 AM

Data in this report are provisional and subject to change.

The numbers in the table below represent the number of Florida and non-Florida residents for whom test results were received by the Department of Health. A person can be tested by more than one laboratory and can have both positive and negative results. **Therefore, the sum of the numbers in each column will be larger than the total number of people tested.**

| Reporting lab | Inconclusive | Negative | Positive | Percent positive | Total |
|--|--------------|----------|----------|------------------|-------|
| INTERLACHEN PEDIATRICS PA | | 1,234 | 63 | 5% | 1,297 |
| NORTH OKALOOSA MEDICAL CENTER | | 944 | 351 | 27% | 1,295 |
| SOLARIS HEALTHCARE PALATKA | | 1,178 | 106 | 8% | 1,284 |
| NORTH FLORIDA PEDIATRICS-TALLAHASSEE | 1 | 1,173 | 105 | 8% | 1,279 |
| BETHESDA HEALTH URGENT CARE | | 1,088 | 186 | 15% | 1,274 |
| CARE ONE OF FLORIDA LLC | | 928 | 334 | 26% | 1,262 |
| PROFESSIONAL HEALTH EXAMINERS DBA PROHEALTH | 1 | 1,027 | 231 | 18% | 1,259 |
| COASTAL PEDIATRIC GROUP | | 1,094 | 162 | 13% | 1,256 |
| STAGEZERO LIFE SCIENCES INC | 4 | 1,147 | 105 | 8% | 1,256 |
| PENSACOLA PEDIATRICS PA - TIGER POINT | 24 | 1,104 | 120 | 10% | 1,248 |
| ARCPPOINT LABS OF CORAL SPRINGS FL | | 992 | 246 | 20% | 1,238 |
| HALIFAX MEDICAL CENTER-PORT ORANGE LAB | | 1,075 | 160 | 13% | 1,235 |
| INTERLACHEN PEDIATRICS | | 1,188 | 44 | 4% | 1,232 |
| FAMILY HEALTH CENTERS OF SOUTHWEST FLORIDA INC | | 1,106 | 119 | 10% | 1,225 |
| CLINICORE | | 1,124 | 91 | 7% | 1,215 |
| CATALYST WALK IN CLINIC | | 973 | 239 | 20% | 1,212 |
| ALTAMONTE MD | | 982 | 230 | 19% | 1,212 |
| EPN URGENT CARE NAPLES | 2 | 792 | 417 | 34% | 1,211 |
| TYNDALL AIR FORCE BASE | | 985 | 217 | 18% | 1,202 |
| FISHERMENS HOSPITAL CLINICAL LAB | | 1,096 | 100 | 8% | 1,196 |
| CLARITY LABS | | 1,080 | 109 | 9% | 1,189 |
| CAPE CANAVERAL HOSPITAL | | 868 | 308 | 26% | 1,176 |
| BREVARD HEALTH ALLIANCE | | 851 | 310 | 27% | 1,161 |
| LOOP PEDIATRICS PA | 3 | 985 | 170 | 15% | 1,158 |
| BERNHARDT LABORATORIES | 2 | 1,059 | 95 | 8% | 1,156 |
| PROFESSIONAL HEALTH EXAMINERS | | 984 | 153 | 13% | 1,137 |
| CAPSTONE HEALTHCARE | | 802 | 330 | 29% | 1,132 |
| PRIMARY CARE OF THE TREASURE COAST | | 991 | 135 | 12% | 1,126 |
| VERITAS GENETICS | 61 | 945 | 119 | 11% | 1,125 |
| GENEIQ | | 1,056 | 65 | 6% | 1,121 |
| LAB DOCTOR | | 979 | 138 | 12% | 1,117 |
| EMERALD COAST PEDIATRICS | | 1,058 | 57 | 5% | 1,115 |
| NORTH FLORIDA MEDICAL GROUP | | 938 | 160 | 15% | 1,098 |
| XYZ LABORATORY | 8 | 942 | 146 | 13% | 1,096 |
| MINUTECLINIC, LLC DBA MINUTECLINIC #4717 | | 1,051 | 42 | 4% | 1,093 |
| LENCO MEDICAL LABORATORY | | 1,028 | 58 | 5% | 1,086 |
| THE HEALTH CENTER OF PLANT CITY | | 1,001 | 82 | 8% | 1,083 |
| HENDRY REGIONAL MEDICAL CENTER CLINICAL LABORATORY | | 809 | 259 | 24% | 1,068 |
| AMERICAN FAMILY CARE PENSACOLA WEST | | 533 | 533 | 50% | 1,066 |
| WOODLANDS MEDICAL SPECIALISTS | | 794 | 268 | 25% | 1,062 |
| RAINBOW RIVER MEDICAL LABORATORY | | 978 | 83 | 8% | 1,061 |
| SPRING HILL HEALTH AND REHABILITATION CENTER | | 1,031 | 28 | 3% | 1,059 |
| MILLER BIOCONNECT | | 965 | 90 | 9% | 1,055 |
| BAPTIST HEALTH - MD ANDERSON CANCER CENTER | | 1,048 | 6 | 1% | 1,054 |
| MIDWAY SPECIATLY CARE CENTER | 3 | 828 | 222 | 21% | 1,053 |
| CHILDRENS MEDICAL ASSOCIATION | | 956 | 88 | 8% | 1,044 |

COVID-19: testing by laboratory

Data through May 7, 2021 verified as of May 8, 2021 at 09:25 AM

Data in this report are provisional and subject to change.

The numbers in the table below represent the number of Florida and non-Florida residents for whom test results were received by the Department of Health. A person can be tested by more than one laboratory and can have both positive and negative results. **Therefore, the sum of the numbers in each column will be larger than the total number of people tested.**

| Reporting lab | Inconclusive | Negative | Positive | Percent positive | Total |
|--|--------------|----------|----------|------------------|-------|
| ADVENTHEALTH EXPRESS CARE AT WALGREENS | | 904 | 140 | 13% | 1,044 |
| LAKE BALDWIN | | 983 | 55 | 5% | 1,038 |
| VRL EUROFINs - DALLAS | | 1,024 | 13 | 1% | 1,037 |
| C.W. BILL YOUNG VA MEDICAL CENTER | 1 | 23 | 1,012 | 98% | 1,036 |
| CVS HEALTH | | 803 | 215 | 21% | 1,018 |
| NORTH FLORIDA PEDIATRICS PA - SUWANNEE | 3 | 883 | 129 | 13% | 1,015 |
| VERITOR | | 852 | 162 | 16% | 1,014 |
| EAST LAKE PEDIATRICS PA | | 921 | 93 | 9% | 1,014 |
| E-LAB OF FLORIDA | | 923 | 90 | 9% | 1,013 |
| PHAROS HEALTH | | 756 | 255 | 25% | 1,011 |
| COVANCE CLINICAL RESEARCH UNIT INC | | 982 | 27 | 3% | 1,009 |
| PEDIATRIC HEALTHCARE ALLIANCE | | 955 | 54 | 5% | 1,009 |
| CONSULATE HEALTH CARE OF NEW PORT RICHEY | 2 | 879 | 127 | 13% | 1,008 |
| 24 HOUR PEDIATRIC CARE CENTER | 4 | 936 | 67 | 7% | 1,007 |
| JACKSONVILLE BEACH PEDIATRIC CARE CENTER | | 931 | 74 | 7% | 1,005 |
| FAST TRACK URGENT CARE CENTER | | 4 | 997 | 100% | 1,001 |
| DAIRY ROAD URGENT CARE | 2 | 839 | 157 | 16% | 998 |
| VIERA HOSPITAL, INC | | 805 | 192 | 19% | 997 |
| BHA CENTRAL COUNTY CLINIC | | 895 | 99 | 10% | 994 |
| LAKELAND REGIONAL HEALTH - PWC/OB | | 36 | 954 | 96% | 990 |
| HISTOPATHOLOGY SERVICES, LLC | | 880 | 110 | 11% | 990 |
| NORTH SHORE LIJ URGENT CARE PC | | 931 | 58 | 6% | 989 |
| SOLARIS HEALTHCARE CHARLOTTE HARBOR | | 927 | 56 | 6% | 983 |
| PENSACOLA PEDIATRICS | 2 | 881 | 96 | 10% | 979 |
| UNIVERSITY OF WEST FLORIDA STUDENT HEALTH SERVICES | 1 | 850 | 128 | 13% | 979 |
| NORTH FLORIDA PEDIATRICS PA | 2 | 852 | 117 | 12% | 971 |
| NORTH FL SOUTH GA HCS-LAKE CITY | | 937 | 30 | 3% | 967 |
| Fernandina Beach Rehabilitation and Nursing Center | 1 | 944 | 19 | 2% | 964 |
| DEPARTMENT OF CLINICAL LABS | 1 | 939 | 21 | 2% | 961 |
| Point of Care Testing | 1 | 128 | 824 | 86% | 953 |
| MOLECULAR TESTING LABS | | 862 | 90 | 9% | 952 |
| PALM GARDEN OF PORT SAINT LUCIE | | 939 | 12 | 1% | 951 |
| RESTORE HEALTH URGENT CARE | | 767 | 179 | 19% | 946 |
| TACACHALE CLINICAL LABORATORY | 1 | 893 | 50 | 5% | 944 |
| SOUTHEAST ALABAMA MEDICAL CENT | | 884 | 59 | 6% | 943 |
| REDI MED LLC | | 765 | 177 | 19% | 942 |
| CALHOUN LIBERTY HOSPITAL | | 773 | 169 | 18% | 942 |
| LEE COUNTY EMERGENCY MEDICAL SERVICE | 1 | 811 | 126 | 13% | 938 |
| ENCOMPASS HEALTH | | 915 | 22 | 2% | 937 |
| INTEGRITY LABORATORIES, LLC | 4 | 767 | 165 | 18% | 936 |
| ABBOTT LABORATORIES | | 814 | 121 | 13% | 935 |
| APLS SERVICES LLC D/B/A CLEAR DIAGNOSTICS | 13 | 903 | 18 | 2% | 934 |
| MOORINGS PARK INSTITUTE, INC, THE | | 897 | 37 | 4% | 934 |
| WELL HEALTH WORKS | 8 | 845 | 73 | 8% | 926 |
| WHITE-WILSON MEDICAL CENTER - FORT WALTON BEACH | | 898 | 25 | 3% | 923 |
| GENE TOX WORLDWIDE | 60 | 736 | 125 | 14% | 921 |

COVID-19: testing by laboratory

Data through May 7, 2021 verified as of May 8, 2021 at 09:25 AM

Data in this report are provisional and subject to change.

The numbers in the table below represent the number of Florida and non-Florida residents for whom test results were received by the Department of Health. A person can be tested by more than one laboratory and can have both positive and negative results. **Therefore, the sum of the numbers in each column will be larger than the total number of people tested.**

| Reporting lab | Inconclusive | Negative | Positive | Percent positive | Total |
|---|--------------|----------|----------|------------------|-------|
| NCHMD, INC SOUTHEAST IMMEDIATE CARE | | 720 | 198 | 22% | 918 |
| DOCTOR'S MEMORIAL HOSPITAL | | 751 | 167 | 18% | 918 |
| PALACE NURSING HOME & REHAB CENTER | | 863 | 43 | 5% | 906 |
| COASTAL PHYSICIANS, LLC | | 729 | 172 | 19% | 901 |
| Victoria Nursing and Rehabilitation Center | | 842 | 55 | 6% | 897 |
| MEDICAL CENTER OF DELTONA, INC | | 767 | 128 | 14% | 895 |
| FAMILY HEALTH CENTERS OF SWF LABS | 2 | 765 | 124 | 14% | 891 |
| EXPRESS PHARMACY | | 820 | 68 | 8% | 888 |
| MINUTECLINIC LLC, #10357 | | 878 | 6 | 1% | 884 |
| Tampa Lakes Health and Rehabilitation Center | 2 | 807 | 73 | 8% | 882 |
| CRUCIAL CARE EMERGENCY MEDICINE DOCTORS | | 702 | 174 | 20% | 876 |
| ANY LAB TEST NOW | 2 | 596 | 275 | 32% | 873 |
| AMERICAN MEDICAL RESPONSE | | 862 | 9 | 1% | 871 |
| PRIMARY CARE SERVICES AT ST ANDREWS ESTATES | | 868 | 3 | 0% | 871 |
| CLINICAL ENTERPRISE, INC | | 838 | 25 | 3% | 863 |
| BOND CLINIC PA PEDIATRICS DEPT | | 802 | 60 | 7% | 862 |
| AFC URGENT CARE CLEARWATER | 1 | 182 | 678 | 79% | 861 |
| LIFE CARE CENTER OF NEW PORT RICHEY | | 821 | 39 | 5% | 860 |
| PRIMARY CARE SERVICES AT INDIAN RIVER ESTATES | | 833 | 25 | 3% | 858 |
| CLINICAL PATHOLOGY LABS INC | | 766 | 87 | 10% | 853 |
| DEPT OF VA MEDICAL CENTER - MIAMI | 8 | 803 | 40 | 5% | 851 |
| POINT WASHINGTON MEDICAL CLINIC | 1 | 636 | 212 | 25% | 849 |
| CENTRAL FLORIDA HEALTH CARE INC | | 727 | 122 | 14% | 849 |
| FLORIDA GULF COAST UNIVERSITY | | 650 | 197 | 23% | 847 |
| ADVENTHEALTH MEDICAL GROUP PROMPT CARE | | 618 | 228 | 27% | 846 |
| AUGUSTUS LABS LLC | | 696 | 148 | 18% | 844 |
| TOTAL RENAL LABORATORIES INC DBA DAVITA LABS | 1 | 720 | 122 | 14% | 843 |
| CARITHERS PEDIATRIC GROUP | | 780 | 61 | 7% | 841 |
| City Medical Of New Jersey, Pc | | 759 | 77 | 9% | 836 |
| Southern Oaks Care Center | 1 | 792 | 38 | 5% | 831 |
| BRISTOL AT TAMPA, THE | 4 | 804 | 22 | 3% | 830 |
| MEDONE URGENT CARE CENTER | | 604 | 224 | 27% | 828 |
| PEBBLEBROOK PHARMACY | 1 | 689 | 138 | 17% | 828 |
| WHITE WILSON MEDICAL CENTER PA - NAVARRE | | 701 | 127 | 15% | 828 |
| CHURCH OF SCIENTOLOGY FLAG SERVICE ORGANIZATION | | 808 | 15 | 2% | 823 |
| RUSKIN HEALTH CENTER | 1 | 548 | 272 | 33% | 821 |
| GULF COAST VILLAGE | | 778 | 42 | 5% | 820 |
| J AND G MEDICAL GROUP LLC | | 680 | 140 | 17% | 820 |
| DYNIX DIAGNOSTICS | 2 | 534 | 282 | 34% | 818 |
| FLORIDA HOSPITAL ORLANDO | | 743 | 74 | 9% | 817 |
| FLAGLER COUNTY HEALTH DEPARTMENT | 3 | 633 | 178 | 22% | 814 |
| ASAP LABS LLC | 7 | 655 | 151 | 19% | 813 |
| PALM GARDEN OF VERO BEACH | | 762 | 51 | 6% | 813 |
| VITAS HEALTHCARE CORPORATION OF FLA | 1 | 805 | 6 | 1% | 812 |
| ASCENSION ST VINCENT'S - CLAY | | 775 | 35 | 4% | 810 |
| GOLDEN GATE FAMILY CLINIC | | 332 | 477 | 59% | 809 |

COVID-19: testing by laboratory

Data through May 7, 2021 verified as of May 8, 2021 at 09:25 AM

Data in this report are provisional and subject to change.

The numbers in the table below represent the number of Florida and non-Florida residents for whom test results were received by the Department of Health. A person can be tested by more than one laboratory and can have both positive and negative results. **Therefore, the sum of the numbers in each column will be larger than the total number of people tested.**

| Reporting lab | Inconclusive | Negative | Positive | Percent positive | Total |
|--|--------------|----------|----------|------------------|-------|
| BOND AND STEELE CLINIC PA | | 588 | 212 | 27% | 800 |
| NITE LITE PEDIATRICS | | 234 | 564 | 71% | 798 |
| PEDIATRIC HEALTHCARE ALLIANCE PA | | 735 | 62 | 8% | 797 |
| TELESCOPE HEALTH LLC | 4 | 671 | 121 | 15% | 796 |
| NONE | | 308 | 488 | 61% | 796 |
| ORANGE BLOSSOM FAMILY HEALTH | | 742 | 47 | 6% | 789 |
| BUFFALO CROSSING HEALTHCARE & REHABILITATION CTR | | 763 | 19 | 2% | 782 |
| MINUTECLINIC LLC #3281 | | 671 | 108 | 14% | 779 |
| ETHOS WELLNESS PHARMACY | | 728 | 50 | 6% | 778 |
| VALENCIA HILLS HEALTH AND REHABILITATION CENTER | | 759 | 17 | 2% | 776 |
| WATSON THERAPEUTICS INC | 1 | 733 | 39 | 5% | 773 |
| VENICE REGIONAL BAYFRONT HEALTH (PULMONARY) | | 637 | 135 | 17% | 772 |
| WILLOWBROOKE COURT AT EDGEWATER POINTE ESTATES | | 759 | 9 | 1% | 768 |
| ORLANDO HEALTH AND REHAB CENTER | | 722 | 45 | 6% | 767 |
| KENDALL HEALTHCARE PROPERTIES DBA | 2 | 731 | 30 | 4% | 763 |
| SEMINOLE NURSING PAVILION | | 753 | 8 | 1% | 761 |
| Crestview Rehabilitation Center | 5 | 624 | 129 | 17% | 758 |
| BOCA GRANDE HEALTH CLINIC | | 714 | 40 | 5% | 754 |
| MAIN STREET MEDICAL CENTER | | 223 | 529 | 70% | 752 |
| MOUNT SINAI LABORATORY | | 713 | 37 | 5% | 750 |
| NORTHEAST FLORIDA NEUROLOGY CLINICS, INC | | 637 | 113 | 15% | 750 |
| LIFE CARE CENTER OF PENSACOLA | | 701 | 49 | 7% | 750 |
| MANOR CARE HEALTH SERVICES - FT MYERS | | 718 | 28 | 4% | 746 |
| ADVENT HEALTH LAB - ORLANDO | | 434 | 311 | 42% | 745 |
| SANTA ROSA MEDICAL GROUP | | 575 | 166 | 22% | 741 |
| PHYSICIANS STAT LAB INC | | 649 | 92 | 12% | 741 |
| RAINBOW PEDIATRIC CENTER PA | | 692 | 47 | 6% | 739 |
| ADVENT HEALTH - DELTONA ER | | 609 | 124 | 17% | 733 |
| LIFE CARE CENTER OF ORANGE PARK | | 698 | 34 | 5% | 732 |
| THE PRESERVE | | 719 | 10 | 1% | 729 |
| ARTHREX MEDICAL CENTER | 1 | 574 | 153 | 21% | 728 |
| DXTERITY DIAGNOSTICS | 2 | 680 | 43 | 6% | 725 |
| LIFEBRITE | 2 | 493 | 227 | 31% | 722 |
| GULF COAST MOLECULAR LABORATORIES | 13 | 599 | 109 | 15% | 721 |
| PALM GARDEN OF CLEARWATER | | 702 | 18 | 3% | 720 |
| DISNEY COVID TEST SITE | | 703 | 17 | 2% | 720 |
| BALDWIN PEDIATRICS | 1 | 685 | 33 | 5% | 719 |
| FORT MYERS INTERNAL MEDICINE, LLC | | 650 | 69 | 10% | 719 |
| PEDIATRICS IN BREVARD PA | | 650 | 67 | 9% | 717 |
| MANOR PINES CONVALESCENT CENTER LLC | 1 | 693 | 23 | 3% | 717 |
| EDEN SPRINGS NURSING AND REHAB CENTER | | 602 | 112 | 16% | 714 |
| CARE ONE OF FLORIDA | 1 | 526 | 183 | 26% | 710 |
| SUWANNEE HEALTH AND REHABILITATION CENTER | | 705 | 5 | 1% | 710 |
| VETERANS AFFAIRS MEDICAL CENTER | 1 | 45 | 663 | 94% | 709 |
| DIAMOND RIDGE HEALTH AND REHABILITATION | | 673 | 36 | 5% | 709 |
| JOHN KNOX VILLAGE HEALTH CENTER | | 677 | 31 | 4% | 708 |

COVID-19: testing by laboratory

Data through May 7, 2021 verified as of May 8, 2021 at 09:25 AM

Data in this report are provisional and subject to change.

The numbers in the table below represent the number of Florida and non-Florida residents for whom test results were received by the Department of Health. A person can be tested by more than one laboratory and can have both positive and negative results. **Therefore, the sum of the numbers in each column will be larger than the total number of people tested.**

| Reporting lab | Inconclusive | Negative | Positive | Percent positive | Total |
|--|--------------|----------|----------|------------------|-------|
| HEARTLAND PEDIATRICS OF LAKE WALES | | 633 | 73 | 10% | 706 |
| GRAND COURT TAMPA | | 702 | 4 | 1% | 706 |
| NCH HEALTHCARE SYSTEM MICROBIOLOGY LAB | | 2 | 702 | 100% | 704 |
| MEDONE URGENT CARE AT ST. AUGUSTINE | | 250 | 453 | 64% | 703 |
| EMED LABS, LLC | 3 | 680 | 19 | 3% | 702 |
| NCH HEALTHCARE BONITA | | 557 | 144 | 21% | 701 |
| CHILDRENS CLINIC WEST FLORIDA PEDIATRICS | | 645 | 55 | 8% | 700 |
| Signature HealthCare Center of Waterford | | 658 | 37 | 5% | 695 |
| PREMIER MEDICAL LABORATORY SERVICES | 2 | 468 | 225 | 32% | 695 |
| EMERALD SHORES HEALTH AND REHABILITATION | | 592 | 102 | 15% | 694 |
| MAYFLOWER ASSISTED LIVING | | 687 | 7 | 1% | 694 |
| CLIFFORD CHESTER SIMS STATE VETERANS | | 680 | 13 | 2% | 693 |
| HOLMES REGIONAL MEDICAL CENTER | | 11 | 678 | 98% | 689 |
| BAPTIST PRIMARY CARE | 2 | 558 | 127 | 18% | 687 |
| NATURE COAST MEDICAL GROUP | | 563 | 122 | 18% | 685 |
| MEDICAL FP - WHOLE FAMILY HEALTH CENTER | | 565 | 120 | 18% | 685 |
| OCALA FAMILY MEDICAL CENTER INC | 2 | 593 | 88 | 13% | 683 |
| VITAS HEALTHCARE CORP OF CENTRAL FL | | 656 | 26 | 4% | 682 |
| SOUTHERN LABORATORY SERVICES OF NWF | | 643 | 38 | 6% | 681 |
| PHYSICIANS PRIMARY CARE OF SOUTHWEST FLORIDA | 1 | 650 | 29 | 4% | 680 |
| QUALITOX LABORATORIES | | 488 | 188 | 28% | 676 |
| TREE HOUSE PEDIATRICS PLLC | | 606 | 68 | 10% | 674 |
| SIGNATURE HEALTHCARE OF BROOKWOOD GARDENS | | 663 | 11 | 2% | 674 |
| MINI ER ADULT AND PEDIATRIC URGENT CARE | | 574 | 98 | 15% | 672 |
| GOLDEN GLADES NURSING & REHABILITATION CTR | | 646 | 22 | 3% | 668 |
| CLEWISTON NURSING AND REHABILITATION CENTER | | 653 | 14 | 2% | 667 |
| SHORE ACRES CARE CENTER | | 626 | 40 | 6% | 666 |
| LIFE CARE CENTER OF HILLIARD | | 640 | 22 | 3% | 662 |
| FLORIDA HOSPITAL WAUCHULA | | 503 | 159 | 24% | 662 |
| ST JOHN'S NURSING CENTER | | 637 | 25 | 4% | 662 |
| ADVENT HEALTH - WESTCHASE ER | | 575 | 87 | 13% | 662 |
| QUOTIENT SCIENCES | | 639 | 23 | 3% | 662 |
| PALM GARDEN OF TAMPA | | 630 | 32 | 5% | 662 |
| Plantation Bay Rehabilitation Center | | 638 | 24 | 4% | 662 |
| AMERICA'S PHARMACY LLC | | 576 | 81 | 12% | 657 |
| MICHAEL A MIDDLETON MD PA | | 624 | 32 | 5% | 656 |
| WILLOW BROOKE COURT AT INDIAN RIVER ESTATES | | 611 | 45 | 7% | 656 |
| NSPIRE HEALTHCARE MIAMI LAKES | 8 | 633 | 15 | 2% | 656 |
| POINT OF CARE TESTING SITE | | 630 | 26 | 4% | 656 |
| AFC URGENT CARE | | 227 | 428 | 65% | 655 |
| HMA SANTA ROSA MEDICAL CENTER LLC DBA | | 529 | 123 | 19% | 652 |
| MAVERICK LABS | | 461 | 190 | 29% | 651 |
| NAPLES CHILDREN'S URGENT CARE | | 571 | 79 | 12% | 650 |
| MID-FLORIDA PATHOLOGY | | 481 | 167 | 26% | 648 |
| SABAL PALMS HEALTH AND REHAB | | 585 | 57 | 9% | 642 |
| FHMG FLORIDA HOSPITAL MEDICAL GROUP | | 595 | 46 | 7% | 641 |

COVID-19: testing by laboratory

Data through May 7, 2021 verified as of May 8, 2021 at 09:25 AM

Data in this report are provisional and subject to change.

The numbers in the table below represent the number of Florida and non-Florida residents for whom test results were received by the Department of Health. A person can be tested by more than one laboratory and can have both positive and negative results. **Therefore, the sum of the numbers in each column will be larger than the total number of people tested.**

| Reporting lab | Inconclusive | Negative | Positive | Percent positive | Total |
|---|--------------|----------|----------|------------------|-------|
| VETERANS AFFAIRS MEDICAL CENTER - JAMES A HALEY | | | 636 | 100% | 636 |
| SAINTS 120 LLC | 1 | 600 | 34 | 5% | 635 |
| CHILDRENS MEDICAL ASSOCIATION PA | | 564 | 69 | 11% | 633 |
| PALM BEACH COUNTY FIREFIGHTERS HEALTH CLINIC, LLC | | 537 | 96 | 15% | 633 |
| BALDOMERO LOPEZ STATE VETERANS NURSING HOME | 2 | 623 | 6 | 1% | 631 |
| PHYSICIANS PRIMARY CARE LAB | 1 | 552 | 77 | 12% | 630 |
| PRINCIPLE LABORATORY | 8 | 605 | 16 | 3% | 629 |
| SOLARIS HEALTHCARE LAKE CITY | | 524 | 103 | 16% | 627 |
| HARBOUR HEALTH CENTER | | 609 | 18 | 3% | 627 |
| ADVENTHEALTH MEDICAL GROUP PROMPT CAR | 1 | 462 | 164 | 26% | 627 |
| CONSULATE HEALTHCARE OF VERO BEACH | 14 | 527 | 83 | 13% | 624 |
| MANOR CARE NURSING CENTER OF SARASOTA FL LLC | | 537 | 87 | 14% | 624 |
| EXPRESS URGENT CARE LLC | | 1 | 622 | 100% | 623 |
| CONTINENTAL CLINICAL RESEARCH, LLC | | 547 | 75 | 12% | 622 |
| ADVENT HEALTH - TIMBERRIDGE ER | | 531 | 91 | 15% | 622 |
| SEBASTIAN RIVER MEDICAL CENTER | 3 | 441 | 177 | 29% | 621 |
| AFC URGENT CARE FAMILY CARE | | | 621 | 100% | 621 |
| DAVITA LABS | 4 | 613 | 1 | 0% | 618 |
| VILLA MARIA NURSING & REHAB CENTER INC | 1 | 600 | 17 | 3% | 618 |
| ADDINGTON PLACE AT WELLINGTON GREEN | | 605 | 11 | 2% | 616 |
| INTERNAL MEDICINE & PEDIATRICS OF TAMPA BAY PA | | 537 | 79 | 13% | 616 |
| FLORIDA DEPARTMENT OF HEALTH IN CALHOUN COUNTY | | 472 | 141 | 23% | 613 |
| THERADOC | | 152 | 459 | 75% | 611 |
| HOLY CROSS HOSPITAL | | 12 | 598 | 98% | 610 |
| PALM GARDEN OF ORLANDO | | 576 | 34 | 6% | 610 |
| WELL-BEING MEDICAL CENTER PLLC | | 552 | 58 | 10% | 610 |
| PALMETTO FAMILY HEALTHCARE | 1 | 398 | 209 | 34% | 608 |
| FLORIDA HOSPITAL MEDICAL GROUP | | 350 | 254 | 42% | 604 |
| PIONEER CLINICAL LAB LLC | | 495 | 109 | 18% | 604 |
| HEALTH CENTER AT BRENTWOOD | 1 | 553 | 47 | 8% | 601 |
| DASCENA, INC | 3 | 537 | 60 | 10% | 600 |
| PATIENTS FIRST - MAHAN DRIVE | | 164 | 436 | 73% | 600 |
| MANOR OAKS NURSING & REHAB CENTER | 5 | 592 | 2 | 0% | 599 |
| PALM GARDEN OF OCALA | | 497 | 101 | 17% | 598 |
| AFC URGENT CARE SEMINOLE | 1 | | 597 | 100% | 598 |
| FOUNTAIN MANOR HEALTH AND REHAB CENTER | 1 | 572 | 21 | 4% | 594 |
| UNIVERSITY OF TAMPA INC, THE | | 572 | 21 | 4% | 593 |
| BROOKDALE FORT MYERS CYPRESS LAKE | | 590 | 2 | 0% | 592 |
| HOPE HOSPICE AND COMMUNITY SERVICES INC | 14 | 557 | 21 | 4% | 592 |
| URGENT CARE EXPRESS LLC | | 235 | 357 | 60% | 592 |
| SHORELINE PHYSICIAN GROUP | | 364 | 223 | 38% | 587 |
| The Manor at Blue Water Bay | | 524 | 63 | 11% | 587 |
| NEW YORK HOSPITAL LABORATORIES | 1 | 570 | 16 | 3% | 587 |
| DOH - INDIAN RIVER | | 487 | 99 | 17% | 586 |
| HOSPICE OF THE FLORIDA SUNCOAST,THE | | 575 | 9 | 2% | 584 |
| ANCIENT CITY PEDIATRICS | 1 | 550 | 25 | 4% | 576 |

COVID-19: testing by laboratory

Data through May 7, 2021 verified as of May 8, 2021 at 09:25 AM

Data in this report are provisional and subject to change.

The numbers in the table below represent the number of Florida and non-Florida residents for whom test results were received by the Department of Health. A person can be tested by more than one laboratory and can have both positive and negative results. **Therefore, the sum of the numbers in each column will be larger than the total number of people tested.**

| Reporting lab | Inconclusive | Negative | Positive | Percent positive | Total |
|---|--------------|----------|----------|------------------|-------|
| AFC URGENT CARE TYRONE | | 4 | 572 | 99% | 576 |
| LAUDERDALE NURSING CENTER LLC | 1 | 555 | 19 | 3% | 575 |
| TENNESSEE DOH - NASHVILLE | 2 | 504 | 66 | 12% | 572 |
| MEDICAL VB | | 451 | 121 | 21% | 572 |
| WEST GABLES HEALTH CARE CENTER | | 558 | 11 | 2% | 569 |
| SUNSHINE URGENT CARE LLC | | 415 | 154 | 27% | 569 |
| PREMIER MEDICAL CENTER LLC | 11 | 530 | 28 | 5% | 569 |
| FLORIDA HOSPITAL HEARTLAND MED CTR LAKE PLACID | | 448 | 120 | 21% | 568 |
| ECCOLAB GROUP | 1 | 148 | 419 | 74% | 568 |
| NURSING PLUS OF BROWARD LLC | 1 | 540 | 23 | 4% | 564 |
| DBI HEALTH INC | | 546 | 16 | 3% | 562 |
| ORLANDO ORTHOPAEDIC OUTPATIENT SURGERY CENTER LLC | | 558 | 4 | 1% | 562 |
| ARCPPOINTS LABS | | 490 | 71 | 13% | 561 |
| NEMOURS CHILDREN'S HOSPITAL | | 453 | 108 | 19% | 561 |
| PLANT CITY PEDIATRICS | 1 | 448 | 111 | 20% | 560 |
| RICARDO NAVARRO DO PA | | 474 | 85 | 15% | 559 |
| PALM GARDEN OF JACKSONVILLE | 2 | 475 | 80 | 14% | 557 |
| BENTON PEDIATRICS INC | | 499 | 58 | 10% | 557 |
| BODYK | | 545 | 11 | 2% | 556 |
| VETERANS AFFAIRS MEDICAL CENTER - BAY PINES | | 19 | 536 | 97% | 555 |
| MEMORIAL PEMBROKE 24/7 CARE CENTER | | 429 | 126 | 23% | 555 |
| VETERANS AFFAIRS MEDICAL CENTER - GAINESVILLE | | 3 | 550 | 99% | 553 |
| The Sands at South Beach | | 549 | 4 | 1% | 553 |
| RIVER GARDEN HEBREW HOME FOR THE AGED | | 495 | 57 | 10% | 552 |
| CITRUS NURSING CENTER LLC | | 505 | 47 | 9% | 552 |
| FIRST CHOICE PEDIATRICS | | 435 | 117 | 21% | 552 |
| BROWARD PARTNERSHIP | 6 | 536 | 8 | 1% | 550 |
| PORT SAINT LUCIE HOSPITAL | | 539 | 10 | 2% | 549 |
| EXPERTUS LABORATORIES INC | | 448 | 100 | 18% | 548 |
| THE PALACE AT HOMESTEAD | 1 | 526 | 21 | 4% | 548 |
| VITAE DIAGNOSTICS | | 534 | 13 | 2% | 547 |
| PALM GARDEN OF WINTER HAVEN | 3 | 528 | 16 | 3% | 547 |
| CHAUTAUQUA REHABILITATION AND NURSING CENTER | | 535 | 12 | 2% | 547 |
| Good Samaritan Society Kissimmee Village | | 481 | 66 | 12% | 547 |
| NCF DIAGNOSTICS & DNA TECHNOLOGIES | 15 | 213 | 318 | 58% | 546 |
| BONIFAY NURSING AND REHAB CENTER | | 512 | 33 | 6% | 545 |
| INNOVATIVE GENOMICS, LLC | 6 | 497 | 42 | 8% | 545 |
| PEDIATRIC ASSOCIATES OF OCALA PA | | 503 | 42 | 8% | 545 |
| LIFE CARE CENTER OF WINTER HAVEN | | 524 | 20 | 4% | 544 |
| COASTAL URGENT CARE | | 428 | 116 | 21% | 544 |
| BAPTIST PRIMARY CARE, INC | | 513 | 31 | 6% | 544 |
| DOCTORS CENTER,THE | | 432 | 111 | 20% | 543 |
| DIGNITY HEALING, LLC | | 523 | 19 | 4% | 542 |
| Solaris Healthcare Daytona | 2 | 491 | 49 | 9% | 542 |
| CONSULATE HEALTH CARE OF BAYONET POINT | 4 | 524 | 14 | 3% | 542 |
| NORTH FLORIDA REHABILITATION & SPECIALTY CARE | | 531 | 9 | 2% | 540 |

COVID-19: testing by laboratory

Data through May 7, 2021 verified as of May 8, 2021 at 09:25 AM

Data in this report are provisional and subject to change.

The numbers in the table below represent the number of Florida and non-Florida residents for whom test results were received by the Department of Health. A person can be tested by more than one laboratory and can have both positive and negative results. **Therefore, the sum of the numbers in each column will be larger than the total number of people tested.**

| Reporting lab | Inconclusive | Negative | Positive | Percent positive | Total |
|---|--------------|----------|----------|------------------|-------|
| HERON POINTE HEALTH AND REHABILITATION | 1 | 536 | 3 | 1% | 540 |
| JACKSON MEMORIAL LONG TERM CARE CENTER | | 504 | 34 | 6% | 538 |
| PEDIATRICS BY THE SEA | | 507 | 31 | 6% | 538 |
| FLOMEDILAB | | 301 | 236 | 44% | 537 |
| ENCOMPASS HEALTH REHABILITATION HOSPITAL OF SUNRISE | 8 | 520 | 8 | 1% | 536 |
| STEWART SEBASTIAN RIVER MEDICAL CENTER | | 478 | 57 | 11% | 535 |
| JAMES A HALEY VETERANS HOSPITAL | | 1 | 532 | 100% | 533 |
| FLORIDA STATE HOSPITAL CLINICAL LABORATORY | | 530 | 3 | 1% | 533 |
| LIFE CARE CENTER OF PALM BAY | | 505 | 28 | 5% | 533 |
| SANDBAY URGENT CARE | | 433 | 100 | 19% | 533 |
| MANOR AT CARPENTERS | | 500 | 32 | 6% | 532 |
| JACKSON MEMORIAL PERDUE MEDICAL CENTER | | 501 | 29 | 5% | 530 |
| ORLANDO HEALTH CENTER FOR REHABILITATION | | 514 | 15 | 3% | 529 |
| CARENOW | 2 | 293 | 233 | 44% | 528 |
| MED FAST URGENT CARE CENTER | | 260 | 268 | 51% | 528 |
| MEDICAL CENTER CLINIC-IMMEDIATE CARE | 1 | 423 | 104 | 20% | 528 |
| MAGNOLIA FAMILY URGENT CARE | | 479 | 48 | 9% | 527 |
| BROOKSVILLE HEALTHCARE CENTER LLC | | 511 | 15 | 3% | 526 |
| PENSACOLA PEDIATRICS MILTON | | 468 | 58 | 11% | 526 |
| FLORIDA DEPARTMENT OF HEALTH CLAY COUNTY | 1 | 424 | 101 | 19% | 526 |
| ORLANDO VA MEDICAL CENTER | | 2 | 523 | 100% | 525 |
| Palm Garden of Largo | | 520 | 4 | 1% | 524 |
| THE VILLAGES REGIONAL HOSPITAL FREESTANDING | | 475 | 49 | 9% | 524 |
| Solaris HealthCare Windermere | | 491 | 33 | 6% | 524 |
| LORI MCAULIFFE MD PA | | 476 | 47 | 9% | 523 |
| WHITE-WILSON MEDICAL CENTER - NICEVILLE | | 473 | 50 | 10% | 523 |
| HILLCREST HEALTH CARE & REHABILITATION CENTER | 3 | 504 | 15 | 3% | 522 |
| ST CLOUD REGIONAL MEDICAL CENTER CLINICAL LAB | | 394 | 127 | 24% | 521 |
| NEW PLANT CITY FAMILY CARE | 1 | 288 | 232 | 45% | 521 |
| KINDRED HOSPITAL | 10 | 488 | 22 | 4% | 520 |
| SUSANNA WESLEY HEALTH CENTER | | 483 | 37 | 7% | 520 |
| MEMPHIS PATHOLOGY LABORATORY | 5 | 491 | 24 | 5% | 520 |
| CLERMONT HEALTH AND REHABILITATION CENTER | | 486 | 33 | 6% | 519 |
| ENZO CLINICAL LABS INC | 3 | 490 | 26 | 5% | 519 |
| LITTLE PINE PEDIATRICS PLLC | 3 | 455 | 61 | 12% | 519 |
| SOLARIS HEALTHCARE OSCEOLA | | 493 | 25 | 5% | 518 |
| MIDWAY SPECIALTY CARE CENTER | 3 | 401 | 114 | 22% | 518 |
| TRINITY REGIONAL REHAB CENTER | | 493 | 25 | 5% | 518 |
| PARKLANDS FACILITY INC | 4 | 469 | 42 | 8% | 515 |
| MEDFAST URGENT CARE CENTERS | | 231 | 283 | 55% | 514 |
| PW WINDERMERE SUBTENANT LLC | | 510 | 3 | 1% | 513 |
| STARKE FAMILY MEDICAL CENTER | | 418 | 95 | 19% | 513 |
| PINES OF SARASOTA | | 504 | 9 | 2% | 513 |
| ATLANTIC SHORES NURSING AND REHAB CENTER | 1 | 499 | 12 | 2% | 512 |
| Ocala Health and Rehabilitation Center | | 487 | 23 | 5% | 510 |
| ASSOCIATESMD MEDICAL GROUP INC | | 432 | 74 | 15% | 506 |

COVID-19: testing by laboratory

Data through May 7, 2021 verified as of May 8, 2021 at 09:25 AM

Data in this report are provisional and subject to change.

The numbers in the table below represent the number of Florida and non-Florida residents for whom test results were received by the Department of Health. A person can be tested by more than one laboratory and can have both positive and negative results. **Therefore, the sum of the numbers in each column will be larger than the total number of people tested.**

| Reporting lab | Inconclusive | Negative | Positive | Percent positive | Total |
|---|--------------|----------|----------|------------------|-------|
| GANDY CROSSING CARE CENTER | 1 | 489 | 16 | 3% | 506 |
| TIDEWELL HOSPICE INC | 2 | 497 | 7 | 1% | 506 |
| FLO-MEDILAB SERVICES LLC | | 195 | 311 | 61% | 506 |
| MEDIPATH | | 70 | 435 | 86% | 505 |
| EMERALD COAST PEDIATRICS & ADOL | | 439 | 65 | 13% | 504 |
| ASCEND CLINICAL | 7 | 415 | 82 | 16% | 504 |
| UNIVERSITY OF CENTRAL FLORIDA HEALTH SERVICES | | 483 | 21 | 4% | 504 |
| LA MER NH LLC | | 494 | 8 | 2% | 502 |
| NEW YORK PRESBYTERIAN - CUMC CLINICAL | | 481 | 20 | 4% | 501 |
| CLINICAL PATHOLOGY LABS | | 388 | 112 | 22% | 500 |
| PARTICLE THEORY LABS | | 475 | 25 | 5% | 500 |
| MOOSEHAVEN HEALTH CENTER | | 454 | 45 | 9% | 499 |
| FAIRWAY OAKS CENTER LLC | 6 | 487 | 6 | 1% | 499 |
| NORTH FLORIDA RETIREMENT VILLAGE | | 494 | 4 | 1% | 498 |
| Cypress Cove Care Center | | 396 | 101 | 20% | 497 |
| GOOD SAMARITAN CENTER | | 494 | 3 | 1% | 497 |
| Darcy Hall Of Life Care | | 481 | 14 | 3% | 495 |
| VITAS LUTHERAN TOWERS INPATIENT PROGRAM | | 429 | 65 | 13% | 494 |
| BHA TITUSVILLE CLINIC | | 458 | 35 | 7% | 493 |
| THE SPRINGS AT BOCA CIEGA BAY | | 481 | 11 | 2% | 492 |
| Consulate Health Care of North Fort Myers | | 479 | 13 | 3% | 492 |
| VITAS HEALTHCARE CORPORATION | | 487 | 5 | 1% | 492 |
| SOLARIS HEALTHCARE MERRITT ISLAND | | 431 | 61 | 12% | 492 |
| NAIA | | 490 | 1 | 0% | 491 |
| Quest Diag Unspecifd | 1 | 326 | 164 | 33% | 491 |
| AMBULATORY SURGERY CENTER OF BOCA RATON LTD | | 485 | 4 | 1% | 489 |
| METROPOLITAN HOSPITAL CENTER | | 480 | 8 | 2% | 488 |
| OKEECHOBEE COUNTY HEALTH DEPT | 1 | 358 | 128 | 26% | 487 |
| WIMAUMA COMMUNITY HEALTH CENTER | | 405 | 81 | 17% | 486 |
| Parkview Rehabilitation Center at Winter Park | | 476 | 10 | 2% | 486 |
| EPN URGENT CARE | | 83 | 403 | 83% | 486 |
| Life Care Center of Punta Gorda | 1 | 469 | 15 | 3% | 485 |
| TUSKAWILLA NURSING AND REHAB CENTER | 2 | 475 | 8 | 2% | 485 |
| AMEERAH LABS, LLC | 2 | 394 | 89 | 18% | 485 |
| Williston Care Center | | 421 | 63 | 13% | 484 |
| ELLENTON PEDIATRICS | | 465 | 19 | 4% | 484 |
| GEORGIA PUBLIC HEALTH LABORATORY | | 450 | 33 | 7% | 483 |
| FLETCHER HEALTH AND REHABILITATION CENTER | | 479 | 3 | 1% | 482 |
| HARTS HARBOR HEALTH CARE CENTER | | 457 | 24 | 5% | 481 |
| Heartland Healthcare of Ft. Myers | 1 | 477 | 3 | 1% | 481 |
| Colonial Lakes Health Care | | 434 | 46 | 10% | 480 |
| PALM BEACH PEDIATRICS PA | 2 | 416 | 61 | 13% | 479 |
| Manatee Springs Rehabilitation and Nursing Center | | 458 | 20 | 4% | 478 |
| SOLARIS HEALTHCARE BAYONET POINT | | 457 | 21 | 4% | 478 |
| VILLAGE DOCTORS OF KEYSTONE | | 380 | 98 | 21% | 478 |
| BOULEVARD REHABILITATION CENTER | | 462 | 16 | 3% | 478 |

COVID-19: testing by laboratory

Data through May 7, 2021 verified as of May 8, 2021 at 09:25 AM

Data in this report are provisional and subject to change.

The numbers in the table below represent the number of Florida and non-Florida residents for whom test results were received by the Department of Health. A person can be tested by more than one laboratory and can have both positive and negative results. **Therefore, the sum of the numbers in each column will be larger than the total number of people tested.**

| Reporting lab | Inconclusive | Negative | Positive | Percent positive | Total |
|--|--------------|----------|----------|------------------|-------|
| MOBILE MEDICAL ASSOCIATES PL | 17 | 408 | 52 | 11% | 477 |
| NAVAL HOSPITAL - JACKSONVILLE | | 137 | 340 | 71% | 477 |
| AZALEA TRACE PHYSICIAN SERVICES | | 469 | 7 | 1% | 476 |
| HEALTHY STEPS PEDIATRICS | | 424 | 52 | 11% | 476 |
| ADVENTHEALTH EXPRESS CARE AT WALGREENS 49TH STREET | | 405 | 71 | 15% | 476 |
| MEDSCAN LABORATORY INC | 1 | 256 | 218 | 46% | 475 |
| SANTA ROSA CENTER FOR REHABILITATION AND HEALING | | 402 | 71 | 15% | 473 |
| Q ANSWER LAB | 1 | 412 | 59 | 13% | 472 |
| NTD_EUROFINS_AIMS | | 429 | 40 | 9% | 469 |
| FAMILY CARE PARTNERS OF NORTHEAST FLORIDA LLC | | 390 | 79 | 17% | 469 |
| MANOR CARE OF BOYNTON BEACH LLC | | 444 | 24 | 5% | 468 |
| ABBAY DELRAY | | 461 | 6 | 1% | 467 |
| FAMILY EXPRESS URGENT CARE | | 5 | 462 | 99% | 467 |
| MANORCARE HEALTH SERVICES - VENICE | | 410 | 56 | 12% | 466 |
| UNIVERSITY OF TAMPA STUDENT HEALTH AND SHC CLINICAL LABORATORY | | 297 | 168 | 36% | 465 |
| University Crossing | | 463 | 2 | 0% | 465 |
| BROOKDALE PALMER RANCH | 1 | 407 | 57 | 12% | 465 |
| LIFE HOPE LABS, LLC | | 449 | 15 | 3% | 464 |
| HOLISTIX TREATMENT CENTERS | | 452 | 10 | 2% | 462 |
| THE PALACE MANAGEMENT - THE PALACE AT CORAL GABLES | | 458 | 3 | 1% | 461 |
| PALM GARDEN OF WEST PALM BEACH | 4 | 439 | 16 | 3% | 459 |
| HEALTHWORKS MED GROUP OF FLORIDA PA | 3 | 447 | 9 | 2% | 459 |
| AYERS HEALTH & REHABILITATION CENTER | | 451 | 7 | 2% | 458 |
| TREASURE COAST COMMUNITY HEALTH | 3 | 378 | 75 | 16% | 456 |
| SEASIDE HEALTH AND REHABILITATION CENTER | | 395 | 61 | 13% | 456 |
| INDIAN RIVER CTR, LLC | | 403 | 52 | 11% | 455 |
| SAMANTHA WILSON CARE CENTER | 4 | 440 | 11 | 2% | 455 |
| CLARIDGE HOUSE NURSING CENTER | | 437 | 18 | 4% | 455 |
| ST PETERSBURG PEDIATRICS-SEMINOLE BLVD | | 381 | 73 | 16% | 454 |
| ROLLINS COLLEGE WELLNESS CENTER | | 130 | 321 | 71% | 451 |
| ORCHARD PARK HEALTH & REHABILITATION | | 445 | 6 | 1% | 451 |
| PRO HEALTH | | 202 | 248 | 55% | 450 |
| ST ANDREWS BAY SKILLED NURSING & | | 389 | 61 | 14% | 450 |
| ONESTOP MEDICAL AND URGENT CARE LLC | | 391 | 58 | 13% | 449 |
| PEDIATRIC HEALTH CARE ALLIANCE, PA | | 405 | 43 | 10% | 448 |
| ST PETERSBURG PEDIATRICS-PARK BLVD | | 406 | 42 | 9% | 448 |
| HARDEE COUNTY HEALTH DEPARTMENT | | 364 | 84 | 19% | 448 |
| SMA SPECIALTY MEDICAL LAB | | 120 | 327 | 73% | 447 |
| DIAMOND RIDGE HEALTH AND REHABILITATION CENTER | | 424 | 22 | 5% | 446 |
| BLOUNTSTOWN REHABILITATION CENTER LLC | | 338 | 108 | 24% | 446 |
| Bayside Care Center | 1 | 423 | 20 | 5% | 444 |
| NATIONS BEST FAMILY HEALTH CARE | | 259 | 184 | 42% | 443 |
| EMERITUS AT NAPLES | 2 | 439 | 1 | 0% | 442 |
| WATERMARK LAKE POINTE WOODS LLC | | 422 | 18 | 4% | 440 |
| RENAISSANCE AT THE TERRACES | | 432 | 8 | 2% | 440 |
| MARION AND BERNARD L SAMSON NURSING CENTER | | 435 | 4 | 1% | 439 |

COVID-19: testing by laboratory

Data through May 7, 2021 verified as of May 8, 2021 at 09:25 AM

Data in this report are provisional and subject to change.

The numbers in the table below represent the number of Florida and non-Florida residents for whom test results were received by the Department of Health. A person can be tested by more than one laboratory and can have both positive and negative results. **Therefore, the sum of the numbers in each column will be larger than the total number of people tested.**

| Reporting lab | Inconclusive | Negative | Positive | Percent positive | Total |
|--|--------------|----------|----------|------------------|-------|
| BROOKDALE LAKE TAVARES | | 431 | 8 | 2% | 439 |
| AVANTE AT OCALA INC | 5 | 400 | 31 | 7% | 436 |
| Bardmoor Oaks Healthcare and Rehabilitation Center | | 422 | 14 | 3% | 436 |
| ABBOTT DIAGNOSTICS | | 409 | 27 | 6% | 436 |
| BAPTIST HEALTH URGENT CARE AT PLANTATION | | 367 | 68 | 16% | 435 |
| APP-UNIPATH, LLC | 2 | 416 | 15 | 3% | 433 |
| ORCHARD RIDGE CARE AND REHABILITATION CENTER | | 414 | 19 | 4% | 433 |
| Destin Healthcare and Rehabilitation Center | 1 | 391 | 40 | 9% | 432 |
| DIAGNOSTIC & CLINICAL CARE SERVICES INC DBA | | 346 | 85 | 20% | 431 |
| FLORIDA DEPT OF HEALTH IN BREVARD COUNTY | 3 | 364 | 63 | 15% | 430 |
| AVECINA MEDICAL JULINGTON | 1 | 240 | 189 | 44% | 430 |
| WALGREENS 3173 | | 391 | 37 | 9% | 428 |
| TAMARAC REHABILITATION & HEALTH CENTER | | 422 | 6 | 1% | 428 |
| PENSACOLA PEDIATRICS, PA | | 408 | 19 | 4% | 427 |
| PruittHealth Panama City | 1 | 362 | 64 | 15% | 427 |
| FLORIDA HEART & VASCULAR MULTISPECIALTY GROUP PA | | 325 | 102 | 24% | 427 |
| RITECARE MEDICAL CENTER | | 335 | 90 | 21% | 425 |
| HCSO OCCUPATIONAL HEALTH AND WELLNESS CENTER | | 341 | 83 | 20% | 424 |
| SUN COUNTRY PEDIATRICS PLLC | 9 | 378 | 37 | 9% | 424 |
| SUNLAND MARIANNA COX MEDICAL CENTER | | 381 | 43 | 10% | 424 |
| FLORIDA DEPARTMENT OF HEALTH IN LIBERTY COUNTY | 3 | 324 | 97 | 23% | 424 |
| PALMS OF SEBRING | | 385 | 38 | 9% | 423 |
| BAPTIST PRIMARY CARE INC | 1 | 395 | 27 | 6% | 423 |
| LEHIGH REGIONAL MEDICAL CENTER LAB | 2 | 372 | 47 | 11% | 421 |
| CHEEK AND SCOTT DRUGS INC | | 350 | 71 | 17% | 421 |
| GARCIA CLINICAL LABORATORY | | 28 | 392 | 93% | 420 |
| BAY VILLAGE OF SARASOTA INC | | 417 | 3 | 1% | 420 |
| Solaris Healthcare Lake Bennet | | 382 | 38 | 9% | 420 |
| Life Care Center of Ocala | | 349 | 70 | 17% | 419 |
| SABAL DIRECT PRIMARY CARE, PA | | 336 | 83 | 20% | 419 |
| Bay Breeze Senior Living and Rehabilitation Center | | 363 | 53 | 13% | 416 |
| HEALTH CENTRAL PARK | | 349 | 67 | 16% | 416 |
| MINUTECLINIC LLC #3671 | | 371 | 45 | 11% | 416 |
| BRIDGEWATER PARK HEALTH AND REHAB | 3 | 379 | 34 | 8% | 416 |
| HEALTH PARK CARE CENTER | | 407 | 7 | 2% | 414 |
| FLORIDA DEPARTMENT OF HEALTH | | 361 | 53 | 13% | 414 |
| Timberridge Center for Rehabilitation and Healing | | 378 | 35 | 8% | 413 |
| LIFE CARE PONTE VEDRA INC | | 400 | 12 | 3% | 412 |
| BAYSHORE DIAGNOSTICS | | 362 | 46 | 11% | 408 |
| TIDE LABORATORIES | | 362 | 45 | 11% | 407 |
| PEACHTREE IMMEDIATE CARE | | 342 | 65 | 16% | 407 |
| ELMCROFT PINECREST | 1 | 376 | 27 | 7% | 404 |
| TRI-COUNTY NURSING AND REHABILITATION CENTER INC | | 389 | 15 | 4% | 404 |
| MY HEALTHY BLUEPRINT BY BAPTIST HEALTH CARE | | 336 | 68 | 17% | 404 |
| UR MEDICINE LABS- CENTRAL LABORATORY | | 377 | 26 | 6% | 403 |
| The Care Center at Pinellas Park | 1 | 388 | 14 | 3% | 403 |

COVID-19: testing by laboratory

Data through May 7, 2021 verified as of May 8, 2021 at 09:25 AM

Data in this report are provisional and subject to change.

The numbers in the table below represent the number of Florida and non-Florida residents for whom test results were received by the Department of Health. A person can be tested by more than one laboratory and can have both positive and negative results. **Therefore, the sum of the numbers in each column will be larger than the total number of people tested.**

| Reporting lab | Inconclusive | Negative | Positive | Percent positive | Total |
|---|--------------|----------|----------|------------------|-------|
| SPECIALTY HEALTH AND REHABILITATION CENTER | | 375 | 25 | 6% | 400 |
| Vi at Lakeside Village Skilled Nursing | | 384 | 15 | 4% | 399 |
| ARCPPOINT LABS OF ST PETERSBURG | | 308 | 91 | 23% | 399 |
| HARDEE MANOR HEALTH CARE CENTER | 1 | 394 | 4 | 1% | 399 |
| HENDRY REGIONAL MEDICAL CENTER | | 115 | 283 | 71% | 398 |
| LUIS A GHIGLINO MD PA | | 386 | 12 | 3% | 398 |
| MEDFAST URGENT CARE CENTER | | 167 | 231 | 58% | 398 |
| Solaris Healthcare Coconut Creek | | 388 | 10 | 3% | 398 |
| ADVENTHEALTH EXPRESS CARE AT | | 326 | 72 | 18% | 398 |
| ROSEWOOD HEALTH AND REHABILITATION CENTER | | 370 | 27 | 7% | 397 |
| OCEAN VIEW NURSING AND REHAB CENTER | | 375 | 22 | 6% | 397 |
| LASER & SURGERY CENTER OF THE PALM BEACHES□ | | 394 | 2 | 1% | 396 |
| NAPHCARE, INC AT MANATEE COUNTY JAIL | | 369 | 26 | 7% | 395 |
| PALMS REHABILITATION AND HEALTHCARE CENTER | | 355 | 40 | 10% | 395 |
| EXCEL PEDIATRICS | | 336 | 58 | 15% | 394 |
| MINI ER AND URGENT CARE | | 289 | 105 | 27% | 394 |
| BARTON HEALTH ALLIANCE | 3 | 342 | 47 | 12% | 392 |
| Coastal Health and Rehabilitation Center | | 380 | 12 | 3% | 392 |
| BAPTIST HEALTH SOUTH FLORIDA - WEST BOCA URGENT CARE | | 326 | 66 | 17% | 392 |
| Life Care Center at Inverrary | | 381 | 10 | 3% | 391 |
| MADISON FACILITY INC | | 384 | 7 | 2% | 391 |
| SIGNATURE HEALTHCARE OF NORTH FLORIDA | | 387 | 4 | 1% | 391 |
| MANORCARE AT LELY PALMS | | 382 | 7 | 2% | 389 |
| AVANTE AT MT DORA | | 381 | 8 | 2% | 389 |
| BARBER | | 13 | 376 | 97% | 389 |
| Stacey Health Care Centers Inc. dba Riverside Care Center | | 358 | 30 | 8% | 388 |
| JACKSONVILLE KIDS PEDIATRICS, PLLC | | 353 | 35 | 9% | 388 |
| ADVANCED AMBULATORY SURGERY CENTER | | 372 | 14 | 4% | 386 |
| SERENADES IN THE VILLAGES | | 333 | 53 | 14% | 386 |
| SEA BREEZE REHAB AND NURSING CENTER□ | | 376 | 9 | 2% | 385 |
| BOCA BIOLISTICS REFERENCE LABORATORY | 3 | 254 | 127 | 33% | 384 |
| FAMILY MEDICAL CARE OF PALM BEACH | | 280 | 104 | 27% | 384 |
| CORAL TRACE HEALTH CARE□ | 2 | 377 | 5 | 1% | 384 |
| VILLAGE DOCTORS FAMILY MEDICAL CENTER OF | | 316 | 68 | 18% | 384 |
| ST CATHERINE'S WEST REHABILITATION HOSPITAL | | 369 | 13 | 3% | 382 |
| BROOKDALE PADDOCK HILLS | 2 | 378 | 2 | 1% | 382 |
| BAYFRONT MEDICAL | | 335 | 47 | 12% | 382 |
| AVON PARK PEDIATRICS INC | 3 | 338 | 40 | 10% | 381 |
| PEDIATRICS IN BREVARD PA- ROCKLEDGE | | 333 | 47 | 12% | 380 |
| COLLIER COUNTY JAIL | | 377 | 2 | 1% | 379 |
| TRENTON MEDICAL CENTER INC DBA PALMS MEDICAL GROUP | 4 | 282 | 93 | 25% | 379 |
| ARCPPOINT LABS OF SARASOTA MANATEE | | 295 | 83 | 22% | 378 |
| ACCESS MEDICAL CENTER | 1 | 344 | 33 | 9% | 378 |
| BEAR CREEK NURSING CENTER | | 373 | 5 | 1% | 378 |
| VILLAGE PLACE NH LLC□ | | 336 | 42 | 11% | 378 |
| CLINICAL LABS OF HAWAII | | 374 | 4 | 1% | 378 |

COVID-19: testing by laboratory

Data through May 7, 2021 verified as of May 8, 2021 at 09:25 AM

Data in this report are provisional and subject to change.

The numbers in the table below represent the number of Florida and non-Florida residents for whom test results were received by the Department of Health. A person can be tested by more than one laboratory and can have both positive and negative results. **Therefore, the sum of the numbers in each column will be larger than the total number of people tested.**

| Reporting lab | Inconclusive | Negative | Positive | Percent positive | Total |
|---|--------------|----------|----------|------------------|-------|
| COMMUNITY HEALTH AND REHABILITATION CENTER | | 314 | 63 | 17% | 377 |
| 24/7 PEDIATRIC CARE CENTERS INC | | 356 | 21 | 6% | 377 |
| VETERANS AFFAIRS MEDICAL CENTER - LAKE CITY | | 52 | 325 | 86% | 377 |
| KISSIMMEE FACILITY OPERATIONS LLC | | 352 | 24 | 6% | 376 |
| BAYA PHARMACY WEST | | 8 | 368 | 98% | 376 |
| solaris Healthcare Parkway | 2 | 355 | 19 | 5% | 376 |
| FAIR HAVENS CENTER, OPCO | | 368 | 7 | 2% | 375 |
| COLOR GENOMICS, INC. | 4 | 365 | 6 | 2% | 375 |
| GENETIC TECHNOLOGICAL INNOVATIONS, LLC | | 361 | 13 | 3% | 374 |
| SPRINGTREE REHAB & HEALTH CARE CENTER | | 350 | 24 | 6% | 374 |
| OCEAN BIOSCIENCES | | 363 | 10 | 3% | 373 |
| REHABILITATION CENTER OF LAKE CITY, THE | | 343 | 30 | 8% | 373 |
| FL HUD DESTIN, LLC D/B/A GRAND BOULEVARD HEALTH | | 334 | 39 | 10% | 373 |
| JACKSONVILLE VA UNIVERSITY OPC | 4 | 357 | 12 | 3% | 373 |
| HAINES CITY REHABILITATION AND NURSING CENTER | | 349 | 24 | 6% | 373 |
| EPWORTH VILLAGE RETIREMENT COMMUNITY | | 367 | 6 | 2% | 373 |
| SUNCOAST URGENT CARE | | 281 | 91 | 24% | 372 |
| SANFORD LABORATORIES | | 333 | 39 | 10% | 372 |
| ELMHURST HOSPITAL CENTER | 1 | 338 | 32 | 9% | 371 |
| URGENT CARE BETHESDA | 1 | 318 | 52 | 14% | 371 |
| MACDILL AIR FORCE BASE | | 330 | 41 | 11% | 371 |
| LIFE BRITE | 4 | 349 | 18 | 5% | 371 |
| INFORM DIAGNOSTICS | | 361 | 9 | 2% | 370 |
| ADVENT HEALTH - TAMPA | | 148 | 221 | 60% | 369 |
| Palmetto Subacute Care Center | | 358 | 11 | 3% | 369 |
| Solaris HealthCare Imperial | | 360 | 8 | 2% | 368 |
| HOLISTIC PEDIATRICS GROUP LLC | | 343 | 25 | 7% | 368 |
| BAYA POINTE NURSING AND REHABILITATION | | 285 | 83 | 23% | 368 |
| LAKE EUSTIS HEALTH AND REHABILITATION CENTER | | 360 | 8 | 2% | 368 |
| PORT CHARLOTTE HMA | | 326 | 41 | 11% | 367 |
| ST JOSEPH'S HOSPITAL LABORATORY | | 2 | 364 | 99% | 366 |
| HOLIDAY CVS LLC DBA CVS/PHARMACY #0440 | | 349 | 16 | 4% | 365 |
| TAVARES PEDIATRICS | | 306 | 59 | 16% | 365 |
| FAMILY CARE PARTNERS OF NE FLORIDA LLC | | 289 | 75 | 21% | 364 |
| ESTERO ISLAND MEDICAL CENTER | | 288 | 76 | 21% | 364 |
| HOLLEY NAVARRE MEDICAL CLINIC | | 280 | 83 | 23% | 363 |
| RIVERS FAMILY MEDICINE PA | | 275 | 87 | 24% | 362 |
| MANOR CARE OF NAPLES FL LLC | | 354 | 6 | 2% | 360 |
| ENCOMPASS HEALTH REHABILITATION OF SEA PINES | | 357 | 1 | 0% | 358 |
| EHEALTHSCREENINGS, LLC | | 358 | | | 358 |
| ARGO SENIOR LIVING AT HAVERHILL | | 336 | 21 | 6% | 357 |
| AVANTE AT LEESBURG INC | | 352 | 5 | 1% | 357 |
| CITY OF PORT SAINT LUCIE | | 333 | 24 | 7% | 357 |
| SOUTHWEST ORLANDO FAMILY MEDICINE, PL | | 296 | 60 | 17% | 356 |
| Marshall Health and Rehabilitation Center | | 307 | 49 | 14% | 356 |
| AVENTURA REHAB AND NURSING CENTER | | 338 | 17 | 5% | 355 |

COVID-19: testing by laboratory

Data through May 7, 2021 verified as of May 8, 2021 at 09:25 AM

Data in this report are provisional and subject to change.

The numbers in the table below represent the number of Florida and non-Florida residents for whom test results were received by the Department of Health. A person can be tested by more than one laboratory and can have both positive and negative results. **Therefore, the sum of the numbers in each column will be larger than the total number of people tested.**

| Reporting lab | Inconclusive | Negative | Positive | Percent positive | Total |
|--|--------------|----------|----------|------------------|-------|
| The Grove Health and Rehabilitation | | 331 | 24 | 7% | 355 |
| RAPID RELIABLE TESTING NY LLC | | 343 | 12 | 3% | 355 |
| VILLAGE AT VIENNA SQUARE,THE | 6 | 329 | 17 | 5% | 352 |
| KEY WEST HEALTH AND REHAB | 1 | 343 | 8 | 2% | 352 |
| FOUNTAIN INN NURSING & REHABILITATION CTR, INC | | 346 | 6 | 2% | 352 |
| MY CLINICAL LAB | | 223 | 129 | 37% | 352 |
| Surrey Place Healthcare and Rehabilitation | | 350 | 2 | 1% | 352 |
| FLORIDA KEYS PEDIATRICS & ADOLESCENT CENTER | | 333 | 18 | 5% | 351 |
| CORAL BAY HEALTHCARE AND REHABILITATION | 1 | 338 | 12 | 3% | 351 |
| HOSPICE OF LAKE & SUMTER INC | 1 | 337 | 10 | 3% | 348 |
| HEALTH DESIGNS | | 332 | 14 | 4% | 346 |
| SELECT REFERENCE LABORATORIES, LLC | 1 | 333 | 12 | 3% | 346 |
| Avante at St Cloud, Inc. | | 335 | 11 | 3% | 346 |
| USAFSAM/PHE | | 175 | 170 | 49% | 345 |
| FLORIDA HEALTH CARE PLANS | | | 344 | 100% | 344 |
| EAST RIDGE RETIREMENT VILLAGE | | 341 | 3 | 1% | 344 |
| LabCorp (Non-Interfaced) | 2 | 131 | 210 | 61% | 343 |
| Concordia Village of Tampa AL | | 338 | 5 | 1% | 343 |
| WILLISTON PEDIATRICS PA | 1 | 301 | 41 | 12% | 343 |
| POMPANO REHABILITATION AND NURSING CTR | | 338 | 5 | 1% | 343 |
| FRICKS PHARMACY | | 279 | 63 | 18% | 342 |
| ADVENT HEALTH CENTRA CARE - PALM COAST | | 80 | 262 | 77% | 342 |
| JACKSON PLAZA NURSING & REHAB CENTER | 6 | 327 | 9 | 3% | 342 |
| REGENTS PARK OF BOCA RATON | | 337 | 5 | 1% | 342 |
| CRYSTAL RIVER HEALTH & REHAB | | 337 | 4 | 1% | 341 |
| AFTER HOURS PEDIATRICS INC | 1 | 1 | 339 | 99% | 341 |
| CYPRESS COVE | | 332 | 8 | 2% | 340 |
| CRONOS CLINICAL LABORATORY | 22 | 227 | 91 | 27% | 340 |
| DEPARTMENT OF HEALTH BUREAU OF FAMILY | | 330 | 9 | 3% | 339 |
| CONCIMED LLC | | 305 | 33 | 10% | 338 |
| RULEME CENTER | 2 | 306 | 30 | 9% | 338 |
| MACCLENNY NURSING AND REHAB | | 320 | 18 | 5% | 338 |
| MEDICAL CENTER AT OCEAN REEF,THE | | 321 | 17 | 5% | 338 |
| FIRST CHOICE PEDIATRICS INC | | 298 | 39 | 12% | 337 |
| KENNEDY PAIN CLINIC GROUP LLC | | 301 | 34 | 10% | 335 |
| MIAMI CEREBRAL PALSY RESIDENTIAL | | 334 | 1 | 0% | 335 |
| SUNRISE DIAGNOSTIC LABORATORY | | 282 | 53 | 16% | 335 |
| LODGE HEALTH AND REHABILITATION CENTER, THE | | 302 | 33 | 10% | 335 |
| PHYSICIANS REGIONAL WALK-IN | | 196 | 138 | 41% | 334 |
| APOLLO HEALTH & REHABILITATION | | 327 | 7 | 2% | 334 |
| ST JUDE CHILDREN'S RESEARCH HOSPITAL | | 319 | 15 | 4% | 334 |
| NORTH PINELLAS STATMED QUICK QUALITY CLINICS | | 236 | 97 | 29% | 333 |
| Life Care Center at Wells Crossing | | 309 | 24 | 7% | 333 |
| ST LUCIE EMPLOYEE HEALTH & WELLNESS CENTER | | 321 | 12 | 4% | 333 |
| AMERICAN FINNISH NURSING HOME | 2 | 323 | 8 | 2% | 333 |
| GOOD SAMARITAN SOCIETY-DAYTONA | | 312 | 21 | 6% | 333 |

COVID-19: testing by laboratory

Data through May 7, 2021 verified as of May 8, 2021 at 09:25 AM

Data in this report are provisional and subject to change.

The numbers in the table below represent the number of Florida and non-Florida residents for whom test results were received by the Department of Health. A person can be tested by more than one laboratory and can have both positive and negative results. **Therefore, the sum of the numbers in each column will be larger than the total number of people tested.**

| Reporting lab | Inconclusive | Negative | Positive | Percent positive | Total |
|---|--------------|----------|----------|------------------|-------|
| ROSEN MEDICAL CENTER | | 287 | 44 | 13% | 331 |
| EDGEWATER AT WATERMAN VILLAGE,THE | | 315 | 16 | 5% | 331 |
| DELTONA HEALTH CARE | | 307 | 24 | 7% | 331 |
| Avante at Inverness | | 327 | 3 | 1% | 330 |
| WESTCHESTER GARDENS LIMITED PARTNERSHIP | | 319 | 9 | 3% | 328 |
| CROSS POINTE CARE CENTER | 2 | 320 | 6 | 2% | 328 |
| ST JAMES HEALTH AND REHABILITATION CENTER | | 240 | 87 | 27% | 327 |
| HCTB INC | | 270 | 57 | 17% | 327 |
| TIERRA PINES CENTER | | 313 | 13 | 4% | 326 |
| SILVER CREEK SENIOR LIVING COMMUNITY | | 321 | 5 | 2% | 326 |
| DAYTONA BEACH HEALTH AND REHAB CENTER | | 323 | 2 | 1% | 325 |
| PIONEER CLINICAL LAB, LLC | | 212 | 113 | 35% | 325 |
| SIGNATURE HEALTHCARE AT THE COURTYARD | | 277 | 47 | 15% | 324 |
| STATMED QUICK QUALITY CLINIC AT NORTH PINELLAS | | 66 | 258 | 80% | 324 |
| ACCURATE DIAGNOSTIC LABS, INC | | 306 | 18 | 6% | 324 |
| CareATC - Jackson | 119 | 159 | 46 | 14% | 324 |
| TALLAHASSEE NHHI LLC | 1 | 295 | 27 | 8% | 323 |
| CENTERSTONE OF FLORIDA | | 297 | 26 | 8% | 323 |
| LUTHERAN HAVEN | | 314 | 9 | 3% | 323 |
| AVELLINO LAB USA, INC | 1 | 308 | 13 | 4% | 322 |
| BIOCEPT | | 299 | 22 | 7% | 321 |
| Avante at Orlando | 1 | 314 | 6 | 2% | 321 |
| Life Care Center of Sarasota | | 308 | 13 | 4% | 321 |
| HEATHER HILL HEALTHCARE CENTER | | 273 | 47 | 15% | 320 |
| HUNT CLUB PEDIATRIC ASSOCIATES, P.A. | | 272 | 48 | 15% | 320 |
| West Melbourne Health and Rehabilitation Center | | 319 | 1 | 0% | 320 |
| PruittHealth Santa Rosa | | 225 | 94 | 29% | 319 |
| ARDEN COURTS OF TAMPA | 2 | 310 | 6 | 2% | 318 |
| Sunset Point Center | | 312 | 6 | 2% | 318 |
| HOMESTEAD MANOR | 2 | 274 | 41 | 13% | 317 |
| QUICK CARE MED LLC | 1 | 252 | 63 | 20% | 316 |
| MEDEXPRESS LUTZ | | 3 | 313 | 99% | 316 |
| AMERICAN ESOTERIC LAB-BIRMINGHAM | | 311 | 5 | 2% | 316 |
| BAY COUNTY SHERIFFS OFFICE JAIL FACILITY | | 262 | 53 | 17% | 315 |
| 220 GOLDEN, LLC | 1 | 297 | 16 | 5% | 314 |
| GULF COAST MEDICAL CENTER | | 307 | 6 | 2% | 313 |
| GENESIS MEDICAL LABORATORY MIAMI FL. | | 83 | 230 | 73% | 313 |
| MILLENNIA ADVANCED SCIENTIFIC LLC | | 262 | 51 | 16% | 313 |
| OSPREY LODGE | | 251 | 60 | 19% | 311 |
| HIGHLANDS URGENT CARE | | | 309 | 100% | 309 |
| D PEDIATRICS | | 280 | 27 | 9% | 307 |
| VI AT BENTLEY VILLAGE HOME CARE | | 306 | 1 | 0% | 307 |
| SILVERCREST HEALTH AND REHABILITATION CENTER | 3 | 296 | 8 | 3% | 307 |
| COLLIER PHARMACY | | 250 | 57 | 19% | 307 |
| PERSONALIZED GENETIC TESTING | 3 | 202 | 100 | 33% | 305 |
| PONTE VEDRA GARDENS | | 304 | 1 | 0% | 305 |

COVID-19: testing by laboratory

Data through May 7, 2021 verified as of May 8, 2021 at 09:25 AM

Data in this report are provisional and subject to change.

The numbers in the table below represent the number of Florida and non-Florida residents for whom test results were received by the Department of Health. A person can be tested by more than one laboratory and can have both positive and negative results. **Therefore, the sum of the numbers in each column will be larger than the total number of people tested.**

| Reporting lab | Inconclusive | Negative | Positive | Percent positive | Total |
|--|--------------|----------|----------|------------------|-------|
| ST VINCENT'S AMBULATORY CARE INC DBA | 2 | 264 | 39 | 13% | 305 |
| LEESBURG PEDIATRICS | | 268 | 37 | 12% | 305 |
| LAKELAND REGIONAL HEALTH SYSTEMS INC | | 39 | 266 | 87% | 305 |
| LAKESIDE NEUROLOGIC | | 291 | 14 | 5% | 305 |
| HAVEN OF OUR LADY OF PEACE INC | | 297 | 8 | 3% | 305 |
| JACKSONVILLE UNIVERSITY | 1 | 286 | 17 | 6% | 304 |
| JUPITER MEDICAL CENTER URGENT CARE - STUART | | 232 | 72 | 24% | 304 |
| CLARE BRIDGE ORMOND BEACH | 1 | 303 | | | 304 |
| WHITE WILSON MEDICAL IMMEDIATE CARE NICEVILLE | | 77 | 226 | 75% | 303 |
| Chatsworth at PGA National, LLC | | 288 | 14 | 5% | 302 |
| LAKE PARK OF MADISON | | 291 | 11 | 4% | 302 |
| DE LUNA HEALTH AND REHABILITATION CENTER | | 279 | 23 | 8% | 302 |
| SARAPATH DIAGNOSTICS | | 172 | 130 | 43% | 302 |
| AMERICAN RESEARCH LABS | | 256 | 46 | 15% | 302 |
| FLORIDA ATLANTIC UNIVERSITY STUDENT HEALTH | | 249 | 52 | 17% | 301 |
| RIVERWOOD HEALTH NH LLC | | 262 | 39 | 13% | 301 |
| DISCOVERY VILLAGE AT NAPLES | | 284 | 17 | 6% | 301 |
| PROFESSIONAL URGENT CARE SERVICES | | 248 | 52 | 17% | 300 |
| CONSULATE HEALTH CARE OF SAFETY HARBOR | | 293 | 7 | 2% | 300 |
| AVANTE AT ORMOND BEACH INC | | 291 | 9 | 3% | 300 |
| PALM GARDEN OF PINELLAS | | 299 | | | 299 |
| USA HEALTH UNIVERSITY HOSPITAL CLINICAL LABORATORY | 1 | 288 | 10 | 3% | 299 |
| ELLENTON PEDIATRICS PA | | 280 | 18 | 6% | 298 |
| MIDWAY PRIMARY CARE, LLC | 11 | 183 | 104 | 35% | 298 |
| BUENA VISTA URGENT CARE | | 264 | 34 | 11% | 298 |
| renaissance health and rehabilitation center | | 272 | 26 | 9% | 298 |
| CONEY ISLAND HOSPITAL | 1 | 286 | 11 | 4% | 298 |
| ARBOR FACILITY INC | | 293 | 4 | 1% | 297 |
| THE RESIDENCE AT TIMBER PINES | 4 | 266 | 26 | 9% | 296 |
| BROOKDALE DESTIN | | 284 | 12 | 4% | 296 |
| Chatham Glen Healthcare and Rehabilitation Center | | 286 | 9 | 3% | 295 |
| STAR CARE | | 244 | 51 | 17% | 295 |
| LONGWOOD FAMILY PRACTICE | | 226 | 69 | 23% | 295 |
| HEARTLAND PEDIATRICS OF LAKE PLACID PA | 1 | 258 | 36 | 12% | 295 |
| ALLIANCE PEDIATRICS PA | | 288 | 7 | 2% | 295 |
| NORTHWEST MEDICAL CENTER CLINICAL LABORATORY | | 175 | 118 | 40% | 293 |
| JUPITER MEDICAL CENTER URGENT CENTER | | 245 | 48 | 16% | 293 |
| WESTWOOD HEALTHCARE SNF | | 247 | 46 | 16% | 293 |
| WALGREENS 4915 | 1 | 262 | 30 | 10% | 293 |
| PAVILION FOR HEALTHCARE, THE | | 290 | 3 | 1% | 293 |
| MEDICATION ROOMS-CSU/CI NURSE STATION | 1 | 278 | 13 | 4% | 292 |
| PALMS FACILITY INC | | 273 | 18 | 6% | 291 |
| CENTRAL FLORIDA HEALTH SERVICES | | 247 | 44 | 15% | 291 |
| BIOIQ | | 243 | 48 | 16% | 291 |
| FREEDOM SQUARE NURSING CENTER | | 278 | 12 | 4% | 290 |
| Rehabilitation Center for Park Place LLC | | 279 | 11 | 4% | 290 |

COVID-19: testing by laboratory

Data through May 7, 2021 verified as of May 8, 2021 at 09:25 AM

Data in this report are provisional and subject to change.

The numbers in the table below represent the number of Florida and non-Florida residents for whom test results were received by the Department of Health. A person can be tested by more than one laboratory and can have both positive and negative results. **Therefore, the sum of the numbers in each column will be larger than the total number of people tested.**

| Reporting lab | Inconclusive | Negative | Positive | Percent positive | Total |
|---|--------------|----------|----------|------------------|-------|
| Solaris Senior Living North Naples ALF | | 280 | 9 | 3% | 289 |
| STERLING HOUSE OF DELAND | | 288 | 1 | 0% | 289 |
| MILLENNIUM PHYSICIAN GROUP LLC | | 252 | 37 | 13% | 289 |
| DOCTORS MEMORIAL HOSPITAL | | 158 | 131 | 45% | 289 |
| AUBURN UNIVERSITY MEDICAL CLINIC | | 227 | 62 | 21% | 289 |
| HOSPICE OF ST FRANCIS INC | | 282 | 7 | 2% | 289 |
| AMERICAN HEALTH ASSOCIATES INC | 1 | 270 | 18 | 6% | 289 |
| PALM GARDEN OF GAINESVILLE | 2 | 285 | 2 | 1% | 289 |
| AMELIA MEDICAL CARE | | 129 | 159 | 55% | 288 |
| MAGNOLIA DIAGNOSTICS, LLC | 4 | 256 | 28 | 10% | 288 |
| Terrace Health and Rehab | | 284 | 4 | 1% | 288 |
| SIGNATURE HEALTHCARE OF ORANGE PARK | | 284 | 4 | 1% | 288 |
| PROTEUS MOLECULAR AND CLINICAL LAB | 1 | 174 | 112 | 39% | 287 |
| W FRANK WELLS NURSING HOME | | 258 | 29 | 10% | 287 |
| FARAH MEDICAL | | 271 | 15 | 5% | 286 |
| CHIPOLA HEALTH AND REHAB | | 268 | 18 | 6% | 286 |
| WALGREENS 10670 | | 249 | 37 | 13% | 286 |
| IMA MEDICAL GROUP | | 203 | 82 | 29% | 285 |
| VETERANS AFFAIRS MEDICAL CENTER - MIAMI | | 2 | 282 | 99% | 284 |
| CHIPOLA MEDICAL ASSOCIATES, LLC | | 207 | 77 | 27% | 284 |
| BOND CLINIC, PA | | 211 | 73 | 26% | 284 |
| LAKE VIEW CARE CENTER AT DELRAY | | 277 | 6 | 2% | 283 |
| AURORA DIAGNOSTICS BERNHARDT LABORATORIES PATHOLOGY SERVICE | | 190 | 93 | 33% | 283 |
| DAVID SCOTT MADWAR MD PA | | 254 | 29 | 10% | 283 |
| BROWARD NURSING & REHABILITATION CTR | 8 | 260 | 15 | 5% | 283 |
| CAREATC CITY OF TAMPA | 24 | 219 | 40 | 14% | 283 |
| SANDY PINES | 2 | 237 | 43 | 15% | 282 |
| HARBOURWOOD | 1 | 272 | 7 | 3% | 280 |
| BRENTWOOD RETIREMENT COMMUNITY | 5 | 240 | 34 | 12% | 279 |
| TRUE NORTH HEALTH NAVIGATION LLC DBA DISPATCHHEALTH | 1 | 230 | 48 | 17% | 279 |
| WASHINGTON REHAB AND NURSING | | 269 | 10 | 4% | 279 |
| Crossbreeze care center | 1 | 274 | 2 | 1% | 277 |
| PRUITT HEALTH-SANTA ROSA | | 275 | 2 | 1% | 277 |
| DOS OF NORTH SHORES NURSING & REHAB CENTER | | 276 | | | 276 |
| VILLAGES REGIONAL HOSPITAL SURGERY CENTER LLC, THE | | 218 | 58 | 21% | 276 |
| Glades West Rehabilitation and Nursing Center | | 266 | 8 | 3% | 274 |
| NASSAU COUNTY JAIL | | 229 | 45 | 16% | 274 |
| A PLUS PEDIATRICS | | 241 | 32 | 12% | 273 |
| FIRST CHOICE PRIMARY CARE | | 216 | 56 | 21% | 272 |
| NADAL PEDIATRICS | | 221 | 51 | 19% | 272 |
| ATLANTIC URGENT CARE | | 186 | 84 | 31% | 270 |
| SHC College Park | | 267 | 3 | 1% | 270 |
| LEHIGH VALLEY GENOMICS | | 45 | 225 | 83% | 270 |
| Premier Place at The Glenview | | 261 | 9 | 3% | 270 |
| PBC FIREFIGHTER BENEFIT FUND WELLNESS CENTER | | 225 | 45 | 17% | 270 |
| LAKEVIEW INTERNAL MEDICINE | | 203 | 66 | 25% | 269 |

COVID-19: testing by laboratory

Data through May 7, 2021 verified as of May 8, 2021 at 09:25 AM

Data in this report are provisional and subject to change.

The numbers in the table below represent the number of Florida and non-Florida residents for whom test results were received by the Department of Health. A person can be tested by more than one laboratory and can have both positive and negative results. **Therefore, the sum of the numbers in each column will be larger than the total number of people tested.**

| Reporting lab | Inconclusive | Negative | Positive | Percent positive | Total |
|--|--------------|----------|----------|------------------|-------|
| Jacaranda Manor | | 267 | 2 | 1% | 269 |
| ADVENT HEALTH CARE CENTER | 9 | 246 | 14 | 5% | 269 |
| SURREY PLACE CARE CENTER | | 261 | 7 | 3% | 268 |
| XPRESS URGENT CARE- PORT ST. LUCIE | | 115 | 153 | 57% | 268 |
| ADVENT HEALTH CENTRA CARE - ORMOND BEACH | | 113 | 155 | 58% | 268 |
| Avante at Lake Worth, Inc. | 1 | 261 | 6 | 2% | 268 |
| NORTH FLORIDA PEDIATRICS - MARIANNA | | 227 | 40 | 15% | 267 |
| ST MARK VILLAGE | 1 | 261 | 5 | 2% | 267 |
| FORT MYERS REHABILITATION AND NURSING CENTER | | 241 | 26 | 10% | 267 |
| Cross Gardens Care Center | | 265 | 1 | 0% | 266 |
| THE PLAYERS CHAMPIONSHIP | | 265 | | | 265 |
| SERANADES BY SONATA WEST ORANGE | | 236 | 29 | 11% | 265 |
| MIAMI JEWISH HEALTH SYSTEMS, INC | 4 | 251 | 10 | 4% | 265 |
| BARBARA O'REILLY MD PA | | 257 | 7 | 3% | 264 |
| TGH | | 1 | 263 | 100% | 264 |
| Sunnyside Nursing Home | | 260 | 3 | 1% | 263 |
| VITAS HEALTHCARE CORPORATION OF FL | | 248 | 15 | 6% | 263 |
| ADVENT HEALTH - PALM HARBOR ER | | 213 | 48 | 18% | 261 |
| SEAVIEW NURSING AND REHABILITATION CENTER | | 251 | 10 | 4% | 261 |
| BRADEN RIVER REHABILITATION CENTER LLC | | 258 | 2 | 1% | 260 |
| PATHWAY PHARMACY | | 216 | 44 | 17% | 260 |
| CLIFFORD CHESTER SIMS VA NURSING HOME | | 251 | 9 | 3% | 260 |
| CONSULATE HEALTHCARE OF KISSIMMEE | | 247 | 12 | 5% | 259 |
| ADVENT HEALTH - ORLANDO | | 195 | 64 | 25% | 259 |
| GEORGE SAFRAN MD PC | | 245 | 14 | 5% | 259 |
| TERRACES OF LAKE WORTH CARE CENTER | | 247 | 12 | 5% | 259 |
| ISLAND HEALTH AND REHABILITATION CENTER | | 251 | 7 | 3% | 258 |
| CARENOW LAKE MARY | | 45 | 213 | 83% | 258 |
| FLORIDA WOMAN CARE LABORATORY LLC | | 232 | 26 | 10% | 258 |
| AZALEA TRACE | | 245 | 13 | 5% | 258 |
| MARTIN ACQUISITION 1 LLC DBA | | 244 | 14 | 5% | 258 |
| RITE MEDICAL CARE PC | | 254 | 3 | 1% | 257 |
| BAYVIEW CENTER | | 251 | 6 | 2% | 257 |
| SPRINGS AT LAKE POINTE WOODS | | 255 | 2 | 1% | 257 |
| EVENT MED SERVICES LABORATORY | | 252 | 5 | 2% | 257 |
| MARTIN MEMORIAL MEDICAL CENTER LAB | | 128 | 129 | 50% | 257 |
| FELLOWSHIP HOME AT THE FAIRWAY LLC | | 249 | 7 | 3% | 256 |
| CCS - JOSEPH V CONTE | | 253 | 2 | 1% | 255 |
| GATTOLINE ENTERPRISES, INC. DBA FAMILY CARE PHARMACY | | 210 | 45 | 18% | 255 |
| OAKBROOK HEALTH AND REHABILITATION CENTER | 1 | 240 | 14 | 5% | 255 |
| KINDRED HOSPITAL THE PALM BEACHES | | 248 | 6 | 2% | 254 |
| VETERANS AFFAIRS ORLANDO VA MEDICAL CENTER | | | 254 | 100% | 254 |
| BARTRAM CROSSING | | 254 | | | 254 |
| HOMESTEAD VILLAGE | | 243 | 11 | 4% | 254 |
| KR at Hillsborough Lakes/Lutz Healthcare | | 244 | 10 | 4% | 254 |
| LAKESIDE HEALTH CENTER | | 251 | 2 | 1% | 253 |

COVID-19: testing by laboratory

Data through May 7, 2021 verified as of May 8, 2021 at 09:25 AM

Data in this report are provisional and subject to change.

The numbers in the table below represent the number of Florida and non-Florida residents for whom test results were received by the Department of Health. A person can be tested by more than one laboratory and can have both positive and negative results. **Therefore, the sum of the numbers in each column will be larger than the total number of people tested.**

| Reporting lab | Inconclusive | Negative | Positive | Percent positive | Total |
|---|--------------|----------|----------|------------------|-------|
| SHELL POINT VILLAGE MEDICAL CENTER | | 246 | 7 | 3% | 253 |
| The Ponce Therapy Care Center | | 249 | 4 | 2% | 253 |
| STUART - FAIRGROUNDS | | 219 | 32 | 13% | 251 |
| BUREAU OF CLINICAL LABORATORIES | | 209 | 42 | 17% | 251 |
| CAREATC, INC. | 1 | 226 | 24 | 10% | 251 |
| FLORIDA CLINICAL LABORATORY-BIOREFERENCE LABORATORIES | | 99 | 152 | 61% | 251 |
| ST ANTHONYS REHABILITATION HOSPITAL | 9 | 239 | 2 | 1% | 250 |
| Consulate Health Care of St. Petersburg | | 243 | 7 | 3% | 250 |
| HUNT CLUB PEDIATRIC ASSOCIATES PA | | 173 | 77 | 31% | 250 |
| ESCAMBIA COUNTY JAIL DETENTION DIVISION | | 242 | 7 | 3% | 249 |
| UCC - WELLINGTON | | 3 | 246 | 99% | 249 |
| SAMIR EBEID MD | | 224 | 25 | 10% | 249 |
| CARRINGTON PLACE OF ST PETE LLC | | 242 | 6 | 2% | 248 |
| ESCAMBIA COUNTY JAIL | 2 | 180 | 66 | 27% | 248 |
| ARDEN COURTS OF FORT MYERS | | 241 | 7 | 3% | 248 |
| Orchid Cove at Sarasota | | 246 | 1 | 0% | 247 |
| ADVENTHEALTH EXPRESS CARE AT WESLEY CH | | 218 | 29 | 12% | 247 |
| AVECINA MOBILE | | 121 | 125 | 51% | 246 |
| PINELLAS CARE CENTER | | 210 | 36 | 15% | 246 |
| Heritage Healthcare at Tallahassee | | 239 | 7 | 3% | 246 |
| ROSEWOOD HEALTHCARE & REHABILITATION CENTER | | 239 | 6 | 2% | 245 |
| VIERA VA OPC | | 238 | 7 | 3% | 245 |
| RIVERSIDE RECOVERY OF TAMPA | | 243 | 2 | 1% | 245 |
| Flagler Health and Rehabilitation | | 242 | 3 | 1% | 245 |
| EDGEWOOD NURSING CENTER | | 235 | 10 | 4% | 245 |
| ST AUGUSTINE HEALTH & REHAB CENTER | | 244 | 1 | 0% | 245 |
| REGENTS PARK AT AVENTURA | | 229 | 15 | 6% | 244 |
| FLORIDA MEDICAL CLINIC LLC | | 162 | 82 | 34% | 244 |
| MALABAR/ADVENT CENTRA CARE | | 48 | 196 | 80% | 244 |
| PADDOCK RIDGE | | 240 | 3 | 1% | 243 |
| WHITE WILSON MEDICAL CENTER IMMEDIATE CARE | | 135 | 108 | 44% | 243 |
| ADVANCED MEDICAL GROUP | | 2 | 241 | 99% | 243 |
| life Care Center of Melbourne | | 226 | 17 | 7% | 243 |
| BVM THE BRIDGES LLC | | 240 | 2 | 1% | 242 |
| ARCHER HEALTH VENTURES, LLC | | 217 | 25 | 10% | 242 |
| GOOD SAMARITAN CARES | | 236 | 5 | 2% | 241 |
| AMERICAN HOUSE SENIOR LIVING | | 189 | 51 | 21% | 240 |
| SOUTHLAND SUITES OF ORMOND BEACH | 4 | 236 | | | 240 |
| PALM GARDEN OF AVENTURA | | 236 | 4 | 2% | 240 |
| STERLING HOUSE OF WINTER HAVEN | | 237 | 3 | 1% | 240 |
| CLARE BRIDGE OF SARASOTA | | 238 | 2 | 1% | 240 |
| Lake Port Square Health Center | | 221 | 19 | 8% | 240 |
| ORANGE COUNTY HEALTH DEPT | | 228 | 11 | 5% | 239 |
| FLORIDA HEALTH CARE PLAN INC | | 2 | 236 | 99% | 238 |
| ST PETERSBURG PEDIATRICS-EAST BAY | 1 | 200 | 37 | 16% | 238 |
| SUNLIFE PHARMACY | | 209 | 29 | 12% | 238 |

COVID-19: testing by laboratory

Data through May 7, 2021 verified as of May 8, 2021 at 09:25 AM

Data in this report are provisional and subject to change.

The numbers in the table below represent the number of Florida and non-Florida residents for whom test results were received by the Department of Health. A person can be tested by more than one laboratory and can have both positive and negative results. **Therefore, the sum of the numbers in each column will be larger than the total number of people tested.**

| Reporting lab | Inconclusive | Negative | Positive | Percent positive | Total |
|--|--------------|----------|----------|------------------|-------|
| FIRSTCARE CLINIC | | 121 | 116 | 49% | 237 |
| SOLARIS SENIOR LIVING VERO BEACH | | 228 | 8 | 3% | 236 |
| NORTH FLORIDA PEDIATRICS PA - DUVAL | | 207 | 29 | 12% | 236 |
| FORT PIERCE HEALTH CARE | | 228 | 7 | 3% | 235 |
| FEDERATION CCRC OPERATIONS CORP | | 233 | 2 | 1% | 235 |
| GUEST HOUSE OCALA, THE | | 224 | 11 | 5% | 235 |
| BAY TREE CARE AND REHABILITATION CENTER | | 197 | 38 | 16% | 235 |
| BAY VUE NURSING AND REHABILITATION CENTER | | 224 | 11 | 5% | 235 |
| OAK HAMMOCK AT THE UNIVERSITY OF FLORIDA | | 229 | 6 | 3% | 235 |
| BAYA URGENT CARE LLC | | 203 | 31 | 13% | 234 |
| LCS SANDHILL COVE LLC DBA | 6 | 219 | 9 | 4% | 234 |
| MANDARIN PEDIATRICS | | 210 | 23 | 10% | 233 |
| DOCTORS MEMORIAL FAMILY MEDICINE | 2 | 163 | 68 | 29% | 233 |
| ARDEN COURTS OF SEMINOLE | | 192 | 41 | 18% | 233 |
| LAKE REGIONAL URGENT CARE | | 12 | 220 | 95% | 232 |
| VILLA MARIA WEST SKILLED NURSING FACILITY | | 224 | 8 | 3% | 232 |
| VIERA DEL MAR HEALTH AND REHABILITATION CENTER | | 219 | 13 | 6% | 232 |
| Signature healthcare of Jacksonville | | 227 | 5 | 2% | 232 |
| Fouraker Hills Rehab and Nursing | | 223 | 9 | 4% | 232 |
| BENTLEY CARE CENTER | | 231 | 1 | 0% | 232 |
| Lakewood Nursing Center | | 198 | 34 | 15% | 232 |
| ManorCare Health Services-Palm Harbor | 1 | 229 | 1 | 0% | 231 |
| CHILDREN MED CARE INC | | 198 | 33 | 14% | 231 |
| Kindred Hospital South Florida Hollywood SNU | | 223 | 8 | 3% | 231 |
| SACRED HEART HEALTH SYSTEM INC | | 192 | 39 | 17% | 231 |
| YOUR FAMILY WALK-IN CLINIC | | 17 | 213 | 93% | 230 |
| WALGREENS #04809 | 1 | 203 | 26 | 11% | 230 |
| LYNN HAVEN SPORTS COMPLEX-WALKON CLINIC | | 21 | 209 | 91% | 230 |
| MORSELIFE MEMORY CARE RESIDENCE | | 221 | 9 | 4% | 230 |
| COLONY CLUB ALF,THE | 1 | 213 | 15 | 7% | 229 |
| ASCENSION MEDICAL GROUP | | 5 | 223 | 98% | 228 |
| MEASE COUNTRYSIDE HOSPITAL | | 2 | 226 | 99% | 228 |
| MCW MENTAL HEALTH LLC | | 224 | 4 | 2% | 228 |
| MEDICAL CONSULTANTS OF FLORIDA LLC | 1 | 193 | 34 | 15% | 228 |
| WIREGRASS DIRECT PRIMARY CARE PLLC□ | | 190 | 37 | 16% | 227 |
| ALLSOUTH URGENT CARE | | 52 | 175 | 77% | 227 |
| ADVENT HEALTH - LAKE NONA | | 193 | 34 | 15% | 227 |
| REGENCY PARK | | 208 | 19 | 8% | 227 |
| PARKS HEALTHCARE & REHABILITATION CTR | 4 | 211 | 11 | 5% | 226 |
| ABSOLUTE HEALTH INTERNAL MEDICINE AND PEDIATRICS | | 200 | 25 | 11% | 225 |
| HIGHLANDS LAKE CENTER | | 220 | 5 | 2% | 225 |
| NSPIRE HEALTHCARE LAUDERHILL | | 219 | 6 | 3% | 225 |
| FLORIDA DEPARTMENT OF HEALTH IN TAYLOR COUNTY | 1 | 177 | 47 | 21% | 225 |
| PARK MEADOWS HEALTH AND REHABILITATION CENTER | | 224 | 1 | 0% | 225 |
| CORAL GABLES NURSING & REHABILITATION CENTER | | 214 | 11 | 5% | 225 |
| CLERMONT URGENT CARE | | 1 | 224 | 100% | 225 |

COVID-19: testing by laboratory

Data through May 7, 2021 verified as of May 8, 2021 at 09:25 AM

Data in this report are provisional and subject to change.

The numbers in the table below represent the number of Florida and non-Florida residents for whom test results were received by the Department of Health. A person can be tested by more than one laboratory and can have both positive and negative results. **Therefore, the sum of the numbers in each column will be larger than the total number of people tested.**

| Reporting lab | Inconclusive | Negative | Positive | Percent positive | Total |
|---|--------------|----------|----------|------------------|-------|
| BORLAND GROOVER CLINIC | 1 | 187 | 37 | 16% | 225 |
| Avante at Melbourne | | 219 | 5 | 2% | 224 |
| JUNO DERMATOLOGY LLC | | 206 | 18 | 8% | 224 |
| DISCOVERY VILLAGE AT MELBOURNE | | 197 | 27 | 12% | 224 |
| CORAL REEF NURSING & REHABILITATION CENTER | | 216 | 8 | 4% | 224 |
| INN AT ASTON GARDENS, THE | | 216 | 8 | 4% | 224 |
| Signature Healthcare of Ormond | | 222 | 2 | 1% | 224 |
| BENDERSON FAMILY SKILLED NURSING AND □ | | 205 | 18 | 8% | 223 |
| CONSULATE HEALTH CARE OF MELBOURNE | | 218 | 5 | 2% | 223 |
| CCS - PAUL REIN DETENTION FACILITY | | 156 | 66 | 30% | 222 |
| HEALTHPOINT MED GRP OF THE EMERALD COAST LLC | | 183 | 39 | 18% | 222 |
| FLAGLER COUNTY DETENTION CENTER | | 209 | 13 | 6% | 222 |
| MATHISON RETIREMENT COMMUNITY, INC | 1 | 211 | 10 | 5% | 222 |
| PINNACLES PEDS CARE PA | | 222 | | | 222 |
| BONITA PHARMACY | | 201 | 21 | 9% | 222 |
| FLOW HEALTH LABORATORIES LLC | | 220 | 2 | 1% | 222 |
| BRANDON COMMUNITY HEALTH CENTER | | 194 | 28 | 13% | 222 |
| ADVENT HEALTH CENTRA CARE - APOPKA NORTH | | 192 | 30 | 14% | 222 |
| HOSPITAL FOR SPECIAL SURGERY | | 218 | 3 | 1% | 221 |
| PALMS MEDICAL GROUP HIGH SPRINGS | | 183 | 38 | 17% | 221 |
| DOLPHIN POINTE HEALTH CARE LLC | | 198 | 23 | 10% | 221 |
| MIAMI VA HEALTHCARE SYSTEM | | | 221 | 100% | 221 |
| MACTOWN, INC | | 219 | 2 | 1% | 221 |
| Boynton Beach Rehabilitation Center | 2 | 213 | 5 | 2% | 220 |
| CONCORD LIFE SCIENCES LLC | 2 | 201 | 17 | 8% | 220 |
| KENILWORTH CARE & REHABILITATION CENTER | | 202 | 18 | 8% | 220 |
| SUPERIOR RESIDENCES OF PANAMA CITY BEACH | | 213 | 7 | 3% | 220 |
| ADVENT HEALTH CENTRA CARE - DAYTONA BEACH | | 94 | 125 | 57% | 219 |
| ANGELS DIAGNOSTIC GROUP | | 174 | 45 | 21% | 219 |
| WOOD LAKE HEALTH AND REHABILITATION CENTER | | 219 | | | 219 |
| UNIVERSITY OF MIAMI | | 78 | 140 | 64% | 218 |
| PEDIATRIC SPECIALISTS MEDICAL GROUP □ | 1 | 193 | 24 | 11% | 218 |
| ST. CLOUD REGIONAL MEDICAL CENTER | | 199 | 18 | 8% | 217 |
| SOUTH BALDWIN REGIONAL MEDICAL CENTER | | 203 | 14 | 6% | 217 |
| LAKE PORT SQUARE | | 200 | 17 | 8% | 217 |
| ARDEN COURTS OF DELRAY BEACH FL LLC | 3 | 203 | 11 | 5% | 217 |
| BOCA RATON REHABILITATION CENTER | 4 | 209 | 4 | 2% | 217 |
| The Waterford | | 214 | 3 | 1% | 217 |
| THE MANOR AT CARPENTERS | | 185 | 32 | 15% | 217 |
| LABCORP BURLINGTON | 1 | 157 | 58 | 27% | 216 |
| Hampton Court Nursing and Rehabilitation Center | | 214 | 2 | 1% | 216 |
| BROOKDALE ATRIM WAY | | 210 | 6 | 3% | 216 |
| GATEWAY/ADVENT CENTRA CARE | 1 | 24 | 190 | 88% | 215 |
| JACKSON COUNTY HEALTH DEPARTMENT | | 161 | 54 | 25% | 215 |
| WALGREENS #06012 | | 185 | 30 | 14% | 215 |
| Taylor Care Center | | 210 | 5 | 2% | 215 |

COVID-19: testing by laboratory

Data through May 7, 2021 verified as of May 8, 2021 at 09:25 AM

Data in this report are provisional and subject to change.

The numbers in the table below represent the number of Florida and non-Florida residents for whom test results were received by the Department of Health. A person can be tested by more than one laboratory and can have both positive and negative results. **Therefore, the sum of the numbers in each column will be larger than the total number of people tested.**

| Reporting lab | Inconclusive | Negative | Positive | Percent positive | Total |
|---|--------------|----------|----------|------------------|-------|
| KEY LARGO - LARGO CARGO | | 193 | 21 | 10% | 214 |
| Sunrise Health and Rehabilitation Center | | 206 | 8 | 4% | 214 |
| BLOCK, NATION, CHASE, AND SMOLEN FAMILY MEDICINE | | 157 | 57 | 27% | 214 |
| HEALTH FIRST - HOLMES REGIONAL MEDICAL CENTER | | 32 | 182 | 85% | 214 |
| San Jose Health & Rehabilitation | | 207 | 6 | 3% | 213 |
| Consulate Healthcare of West Palm Beach | | 197 | 16 | 8% | 213 |
| CONSULATE HEALTH CARE OF WINTER HAVEN | | 209 | 4 | 2% | 213 |
| POCONO MEDICAL CENTER | | 212 | 1 | 0% | 213 |
| LAKE WALES OPERATING GROUP LLC | | 208 | 5 | 2% | 213 |
| LIFE CARE CENTER OF PORT ST. LUCIE | | 201 | 12 | 6% | 213 |
| WORKPLACE SCREENING INTELLIGENCE | | | 213 | 100% | 213 |
| FULGENT GENETICS | 3 | 166 | 43 | 20% | 212 |
| TUSCAN GARDENS OF PALM COAST | | 206 | 6 | 3% | 212 |
| FLORIDA HEALTH CARE PLANS INC | | 2 | 210 | 99% | 212 |
| Bayside Health and Rehabilitation | | 181 | 31 | 15% | 212 |
| Royal Oaks Nursing and Rehab | | 209 | 1 | 0% | 210 |
| GOOD SAMARITAN SOCIETY OF DELAND | | 199 | 11 | 5% | 210 |
| EDWARD J HEALEY REHAB & NURSING CENTER | | 210 | | | 210 |
| GLENRIDGE ON PALMER RANCH,THE | | 202 | 8 | 4% | 210 |
| PATRIOT MEDICAL LABORATORIES | | 202 | 8 | 4% | 210 |
| THE PALACE NURSING AND REHABILITATION CENTER | | 209 | | | 209 |
| Whispering Oaks | 11 | 175 | 23 | 11% | 209 |
| Nspire Health Care Kendall | | 199 | 10 | 5% | 209 |
| LAB CORP | 1 | 120 | 87 | 42% | 208 |
| BARKLEY PLACE | 1 | 201 | 5 | 2% | 207 |
| HIALEAH SHORES NURSING AND REHAB CENTER | | 199 | 8 | 4% | 207 |
| NO FLORIDA PEDIATRICS, PA | | 179 | 27 | 13% | 206 |
| TARPON POINT NURSING AND REHABILITATION CENTER | | 203 | 3 | 1% | 206 |
| NEW YORK CITY DEPARTMENT OF HEALTH & MENTAL | | 171 | 35 | 17% | 206 |
| JACKSONVILLE NURSING AND REHAB CENTER | | 198 | 8 | 4% | 206 |
| MIRACLE HILL NURSING & REHABILITATION CENTER INC | | 200 | 6 | 3% | 206 |
| ALL SEASONS NAPLES LLC□ | | 198 | 8 | 4% | 206 |
| VILLAGE PEDIATRICS LLC | | 175 | 31 | 15% | 206 |
| Cross Terrace REhabilitation | | 203 | 2 | 1% | 205 |
| SENIOR LIVING VII TAMPA LLC□ | 1 | 195 | 9 | 4% | 205 |
| PALM HARBOR FAMILY PRACTICE & WALK-IN | | 157 | 47 | 23% | 204 |
| PATHGROUP LABS LLC | | 97 | 107 | 52% | 204 |
| PCB CLINIC | | 159 | 45 | 22% | 204 |
| Lehigh Acres Health and Rehabilitation | | 191 | 12 | 6% | 203 |
| KINDRED HOSPITAL MELBOURNE | 1 | 196 | 6 | 3% | 203 |
| AMA MEDICAL GROUP LLC | | 171 | 32 | 16% | 203 |
| BROOKDALE OF SPRING HILL | 9 | 192 | 2 | 1% | 203 |
| POLK COUNTY HEALTH DEPARTMENT | | 178 | 24 | 12% | 202 |
| VAMC WEST PALM LAB | | 5 | 196 | 98% | 201 |
| Governors Creek Health and Rehabilitation | 1 | 198 | 2 | 1% | 201 |
| HEARTLAND SOUTH JACKSONVILLE OF JACKSONVILLE FL , | | 201 | | | 201 |

COVID-19: testing by laboratory

Data through May 7, 2021 verified as of May 8, 2021 at 09:25 AM

Data in this report are provisional and subject to change.

The numbers in the table below represent the number of Florida and non-Florida residents for whom test results were received by the Department of Health. A person can be tested by more than one laboratory and can have both positive and negative results. **Therefore, the sum of the numbers in each column will be larger than the total number of people tested.**

| Reporting lab | Inconclusive | Negative | Positive | Percent positive | Total |
|--|--------------|----------|----------|------------------|-------|
| WEST | | 180 | 21 | 10% | 201 |
| HERITAGE HEALTHCARE AND REHABILITATION CENTER | | 195 | 5 | 3% | 200 |
| NADAL PEDIATRICS - VICTORIA STREET (3385) | | 169 | 31 | 16% | 200 |
| GRACE PEDIATRICS | | 168 | 32 | 16% | 200 |
| ADVENT HEALTH - CARROLLWOOD | 4 | 169 | 26 | 13% | 199 |
| SEMINOLE TRIBE OF FLORIDA | | 166 | 33 | 17% | 199 |
| AVANTE OF BOCA RATON | | 198 | 1 | 1% | 199 |
| MD NOW MEDICAL CENTERS INC | | 153 | 45 | 23% | 198 |
| JEFFERSON COUNTY HEALTH DEPARTMENT-MONTICELLO | | 157 | 41 | 21% | 198 |
| CVS | | 49 | 149 | 75% | 198 |
| LAUREL POINT CARE ACQUISITION LLC DBA SANDGATE GARDENS REHAB AND NURSI | | 171 | 27 | 14% | 198 |
| NSPIRE HEALTHCARE TAMARAC | | 158 | 40 | 20% | 198 |
| DEPARTMENT OF HEALTH & HUMAN SERVICES | | 198 | | | 198 |
| FORT WALTON REHABILITATION CENTER | | 158 | 39 | 20% | 197 |
| SUMMERFIELD EMERGENCY ROOM | | 150 | 47 | 24% | 197 |
| CARE RESOURCE COMMUNITY HEALTH CENTERS INC | | 186 | 11 | 6% | 197 |
| CARE CENTERS OF NASSAU | | 194 | 3 | 2% | 197 |
| VIPEDIATRICS PLLC | | 181 | 16 | 8% | 197 |
| RIVERWOOD CENTER,THE | | 186 | 10 | 5% | 196 |
| ABBIEJEAN RUSSELL CARE CENTER | | 195 | 1 | 1% | 196 |
| BRUCE S WEST MD | 1 | 193 | 1 | 1% | 195 |
| Heritage Park Rehabilitation & Healthcare | | 177 | 18 | 9% | 195 |
| Arbor Springs Health and Rehab | | 195 | | | 195 |
| FLORIDA DEPARTMENT OF HEALTH IN ALACHUA COUNTY - | | 179 | 16 | 8% | 195 |
| FINLAY CLINICAL LABORATORY INC | 1 | 39 | 155 | 79% | 195 |
| SARNO EXTENDED HOURS | | 125 | 69 | 36% | 194 |
| CHARTER SENIOR LIVING OF PANAMA CITY BEACH | | 173 | 21 | 11% | 194 |
| HAWKINS FAMILY MEDICINE LLC | 1 | 139 | 54 | 28% | 194 |
| BEACON AT GULF BREEZE, THE | 2 | 181 | 11 | 6% | 194 |
| NORTH BEACH REHABILITATION CENTER | | 191 | 2 | 1% | 193 |
| EMBRY RIDDLE AERONAUTICAL UNIVERSITY HEALTH SERVICES | | 1 | 192 | 99% | 193 |
| FIRST CHOICE PEDIATRICS SEMORAN | | 98 | 94 | 49% | 192 |
| GEORGIA DEPARTMENT OF PUBLIC HEALTH | 1 | 5 | 186 | 97% | 192 |
| MINUTECLINIC DIAGNOSTIC OF TEXAS, LLC | | 175 | 17 | 9% | 192 |
| EXOSOME DIAGNOSTICS | 1 | 171 | 20 | 10% | 192 |
| CYPRESS POINT LIVING, LLC | | 177 | 15 | 8% | 192 |
| Signature Healthcare of Palm Beach | | 190 | 2 | 1% | 192 |
| WEST COAST FAMILY MEDICAL CARE | | 157 | 35 | 18% | 192 |
| HEALTH LINK DIAGNOSTIC LABORATORIES | | 182 | 9 | 5% | 191 |
| SUNY UPSTATE MEDICAL UNIVERSITY | | 175 | 15 | 8% | 190 |
| Belleair Healthcare Center | | 184 | 6 | 3% | 190 |
| GLADES HEALTH CARE CENTER | | 187 | 3 | 2% | 190 |
| NEO GENOMICS - FORT MYERS | 1 | 183 | 6 | 3% | 190 |
| CANTERFIELD OF OCALA, LLC | | 178 | 11 | 6% | 189 |
| NO FLORIDA PEDIATRICS, PA - BRADFORD | | 159 | 30 | 16% | 189 |
| ARDEN COURTS OF LARGO FL, LLC | | 167 | 22 | 12% | 189 |

COVID-19: testing by laboratory

Data through May 7, 2021 verified as of May 8, 2021 at 09:25 AM

Data in this report are provisional and subject to change.

The numbers in the table below represent the number of Florida and non-Florida residents for whom test results were received by the Department of Health. A person can be tested by more than one laboratory and can have both positive and negative results. **Therefore, the sum of the numbers in each column will be larger than the total number of people tested.**

| Reporting lab | Inconclusive | Negative | Positive | Percent positive | Total |
|---|--------------|----------|----------|------------------|-------|
| VIERA MANOR ASSISTED LIVING RESIDENCE | | 182 | 7 | 4% | 189 |
| The Inn at Sarasota Bay Club | | 186 | 3 | 2% | 189 |
| TUSCAN GARDENS OF VENETIA MANAGEMENT COMPANY | | 175 | 14 | 7% | 189 |
| PHYSICIANS REGIONAL MEDICAL CENTER - PINE RIDGE | | 20 | 169 | 89% | 189 |
| WOMEN'S CARE FLORIDA LABORATORY | | 183 | 5 | 3% | 188 |
| PEDIATRICS OF GREATER ORLANDO | | 160 | 28 | 15% | 188 |
| BENTON HOUSE AT OAKLEAF | | 158 | 30 | 16% | 188 |
| ZON BEACHSIDE LLC | | 151 | 37 | 20% | 188 |
| AMERICAN FAMILY MEDICAL LLC | | 145 | 43 | 23% | 188 |
| Life Care Center of Altamonte Springs | | 157 | 31 | 16% | 188 |
| ROSECASTLE OF ZEPHRHILLS | | 185 | 3 | 2% | 188 |
| OCEAN REEF MEDICAL CENTER | | 150 | 38 | 20% | 188 |
| NIGHT LITE PEDIATRICS WINTER GARDEN | | 144 | 44 | 23% | 188 |
| CANTERFIELD OF CLAY COUNTY | | 148 | 39 | 21% | 187 |
| CSL PLASMA | | 31 | 156 | 83% | 187 |
| PLANTATION NURSING & REHAB CENTER | | 187 | | | 187 |
| BENTLEY VILLAGE II | | 177 | 10 | 5% | 187 |
| FLORIDA DEPARTMENT OF HEALTH IN WALTON COUNTY | | 170 | 17 | 9% | 187 |
| US MEDICAL CARE, INC | | 164 | 23 | 12% | 187 |
| KINDRED HOSPITAL - SOUTH FLORIDA | | 183 | 4 | 2% | 187 |
| BAPTIST HEALTH PRIMARY CARE | 1 | 135 | 50 | 27% | 186 |
| SIGNATURE HEALTHCARE OF PORT CHARLOTTE | | 179 | 7 | 4% | 186 |
| MINUTECLINIC DIAGNOSTIC | | 175 | 11 | 6% | 186 |
| BAY EDUCATORS WELLNESS CENTER | | 127 | 59 | 32% | 186 |
| PRIMECARE OF DOTHAN | | 132 | 54 | 29% | 186 |
| RDV SPORTSPLEX PEDIATRICS | | 156 | 30 | 16% | 186 |
| ANTHEM LAKES LLC | | 151 | 35 | 19% | 186 |
| GULFCOAST PEDIATRICS | | 174 | 11 | 6% | 185 |
| ADVENT | | 172 | 13 | 7% | 185 |
| MERCY MEDICAL URGENT CARE CENTER INC | | 128 | 57 | 31% | 185 |
| ST JOHNS COUNTY DETENTION CENTER | | 185 | | | 185 |
| KINDRED HOSPITAL SOUTH FLORIDA | | 150 | 35 | 19% | 185 |
| PPC-LAB EDI ORCHARD BI | | 176 | 9 | 5% | 185 |
| ST. JAMES BAY HEALTH AND REHABILITATION CENTER | | 183 | 1 | 1% | 184 |
| ARDEN COURTS OF PALM HARBOR | | 164 | 20 | 11% | 184 |
| BROOKDALE ORANGE PARK | | 182 | 2 | 1% | 184 |
| FAWCETT MEMORIAL HOSPITAL LABORATORY | | | 183 | 100% | 183 |
| ADVENT HEALTH CENTRA CARE - WESLEY CHAPEL | | 13 | 170 | 93% | 183 |
| AVANTE AT ORLANDO INC | | 182 | 1 | 1% | 183 |
| PEDIATRIC ASSOCIATES AT ARGYLE PA | | 175 | 8 | 4% | 183 |
| GABISA MEDICAL LLC | | 182 | 1 | 1% | 183 |
| BAYCARE HEALTH SYSTEMS | 1 | 6 | 175 | 96% | 182 |
| QUEENS HOSPITAL CENTER | 1 | 171 | 10 | 5% | 182 |
| EAST NEW YORK DIAGNOSTIC AND TREATMENT | | 172 | 9 | 5% | 181 |
| STERLING HOUSE OF PUNTA GORDA | | 180 | 1 | 1% | 181 |
| Emory L Bennett State Veterans Nursing Home | | 178 | 3 | 2% | 181 |

COVID-19: testing by laboratory

Data through May 7, 2021 verified as of May 8, 2021 at 09:25 AM

Data in this report are provisional and subject to change.

The numbers in the table below represent the number of Florida and non-Florida residents for whom test results were received by the Department of Health. A person can be tested by more than one laboratory and can have both positive and negative results. **Therefore, the sum of the numbers in each column will be larger than the total number of people tested.**

| Reporting lab | Inconclusive | Negative | Positive | Percent positive | Total |
|---|--------------|----------|----------|------------------|-------|
| BIGGERS FAMILY MEDICINE PA | 1 | 165 | 15 | 8% | 181 |
| BRIGHTON EGGERT PHARMACY INC | | 173 | 7 | 4% | 180 |
| Madison Health and Rehabilitation Center | | 144 | 36 | 20% | 180 |
| NORTH FLORIDA INTERNAL MEDICINE PA | | 145 | 34 | 19% | 179 |
| TRADITION MEDICAL CENTER LABORATORY | | 55 | 124 | 69% | 179 |
| MOBILE INFIRMARY MED CENTER PATH LAB | | 164 | 15 | 8% | 179 |
| LAKEVIEW TERRACE RETIREMENT COMMUNITY | | 159 | 19 | 11% | 178 |
| MID FLORIDA PATHOLOGY LLC MOBILE UNIT #4 | | 125 | 53 | 30% | 178 |
| CAYUGA MEDICAL CENTER AT ITHACA | | 173 | 5 | 3% | 178 |
| QUALITY URGENT CARE AND WELLNESS PL | 3 | 128 | 47 | 26% | 178 |
| ROSECASTLE OF CITRUS | | 148 | 30 | 17% | 178 |
| HAZELDEN FLORIDA | 1 | 170 | 7 | 4% | 178 |
| ADVENT HEALTH CENTRA CARE - CARROLLWOOD | | 5 | 172 | 97% | 177 |
| FHMG-FLORIDA HOSPITAL MEDICAL GROUP | | 151 | 26 | 15% | 177 |
| SUWANNEE VALLEY NURSING CENTER | | 163 | 14 | 8% | 177 |
| ASTON GARDENS AT PELICAN MARSH | | 169 | 7 | 4% | 176 |
| GENE BY GENE | | 61 | 115 | 65% | 176 |
| ORLANDO HEALTH EMERGENCY DEPARTMENT | | 163 | 12 | 7% | 175 |
| SACRED HEART MEDICAL GROUP URGENT CARE | | 146 | 29 | 17% | 175 |
| Lakeside Oaks Care Center | | 170 | 5 | 3% | 175 |
| HARBOR BEACH NURSING AND REHABILITATION CENTER | | 146 | 29 | 17% | 175 |
| ANCHOR CARE AND REHABILITATION CENTER | | 173 | 1 | 1% | 174 |
| COASTAL INTERNAL MEDICINE | | 134 | 40 | 23% | 174 |
| CENTRAL FLORIDA HEALTHCARE GROUP LLC | | 151 | 23 | 13% | 174 |
| TERRACE AT HOBE SOUND, THE | 1 | 158 | 14 | 8% | 173 |
| WOODBIDGE FACILITY INC | | 166 | 6 | 3% | 172 |
| ARDEN COURTS OF LELY PALMS | | 170 | 2 | 1% | 172 |
| URGENT CARE OF THE PALM BEACHES, NORTH PALM BEACH | | | 172 | 100% | 172 |
| ATMORE COMMUNITY HOSPITAL LABORATORY | | 142 | 29 | 17% | 171 |
| HEARTLAND HEALTHCARE AND REHAB CENTER | | 146 | 25 | 15% | 171 |
| SOMERBY LAKE NONA | | 164 | 7 | 4% | 171 |
| WILTON MANORS HEALTH & REHABILITATION CENTER | | 162 | 9 | 5% | 171 |
| BROOKDALE FORT MYERS THE COLONY | | 167 | 4 | 2% | 171 |
| Peninsula Care and Rehab | | 158 | 12 | 7% | 170 |
| FINNISH AMERICAN REST HOME-ALF | | 168 | 2 | 1% | 170 |
| GRAVITY DIAGNOSTICS | | 56 | 114 | 67% | 170 |
| Life Care Center of Orlando | | 164 | 6 | 4% | 170 |
| ADVENT HEALTH CENTRA CARE - TEMPLE TERRACE | 1 | 104 | 64 | 38% | 169 |
| MAGNOLIA MEDICAL CLINIC | | 58 | 111 | 66% | 169 |
| ADVENTHEALTH MEDICAL GROUP FAMILY MEDICINE AT | | 126 | 43 | 25% | 169 |
| TGH URGENT CARE - SEMINOLE | | 17 | 152 | 90% | 169 |
| CITRUS MEMORIAL HOSPITAL | | 1 | 168 | 99% | 169 |
| PANAMA CITY DEVELOPMENTAL CENTER | | 168 | | | 168 |
| WESLEY HAVEN VILLA | 1 | 132 | 35 | 21% | 168 |
| KRYSTAL BAY NURSING AND REHABILITATION | | 162 | 6 | 4% | 168 |
| SOUTH GEORGIA MEDICAL CENTER | | 113 | 54 | 32% | 167 |

COVID-19: testing by laboratory

Data through May 7, 2021 verified as of May 8, 2021 at 09:25 AM

Data in this report are provisional and subject to change.

The numbers in the table below represent the number of Florida and non-Florida residents for whom test results were received by the Department of Health. A person can be tested by more than one laboratory and can have both positive and negative results. **Therefore, the sum of the numbers in each column will be larger than the total number of people tested.**

| Reporting lab | Inconclusive | Negative | Positive | Percent positive | Total |
|---|--------------|----------|----------|------------------|-------|
| MEADOWCREST FAMILY PHYSICIANS | | 98 | 69 | 41% | 167 |
| OSPREY VILLAGE AT AMELIA ISLAND LTD | | 157 | 10 | 6% | 167 |
| ANYLABTEST NOW | | 158 | 8 | 5% | 166 |
| OCALA CBOC | | 156 | 10 | 6% | 166 |
| Nemours Children's Urgent Care | | 80 | 86 | 52% | 166 |
| PROMPT CARE OF CENTRAL FLORIDA | | | 165 | 100% | 165 |
| CITRUS HEALTH AND REHAB | | 132 | 33 | 20% | 165 |
| BROOKDALE BONITA SPRINGS | | 162 | 3 | 2% | 165 |
| THE ARLINGTON OF NAPLES INC. | | 162 | 3 | 2% | 165 |
| HOSPICE OF THE TREASURE COAST | | 159 | 5 | 3% | 164 |
| NORTH PORT REHABILITATION AND NURSING CENTER | | 163 | 1 | 1% | 164 |
| WRIGHTS HEALTH CARE AND REHABILITATION CENTER | | 134 | 30 | 18% | 164 |
| JPR URGENT MEDICAL CARE | | 159 | 5 | 3% | 164 |
| TRI COUNTY NURSING HOME | | 162 | 1 | 1% | 163 |
| BRADENTON HEALTH CARE | | 163 | | | 163 |
| PRECISION GENETICS, INC | | 157 | 6 | 4% | 163 |
| MAINSTREAM DIAGNOSTIC LABORATORY LLC | | 138 | 25 | 15% | 163 |
| GARDENS HEALTH NH LLC | | 160 | 3 | 2% | 163 |
| CHERRY OAK PALM BEACH COUNTY | | 154 | 8 | 5% | 162 |
| WALTON PLACE | | 162 | | | 162 |
| MINUTECLINIC DIAGNOSTIC OF SOUTH CARO | | 138 | 24 | 15% | 162 |
| DESOTO PALMS ALF | | 155 | 6 | 4% | 161 |
| ALLCARE MEDICAL CENTERS PC | | 137 | 24 | 15% | 161 |
| DOCTORS MEMORIAL FAMILY PRACTICE | 2 | 122 | 37 | 23% | 161 |
| TUSCAN ISLE CHAMPIONSGATE OP CO LLC | | 158 | 2 | 1% | 160 |
| F&T MEDICAL RESEARCH, INC | | 160 | | | 160 |
| CORNERSTONE MEDICAL CARE OF BRANDON PL | | 131 | 29 | 18% | 160 |
| GREENBRIAR REHABILITATION AND NURSING CENTER | 1 | 159 | | | 160 |
| OPPENHEIMER PLASTIC SURGERY LLC | | 155 | 5 | 3% | 160 |
| ARCADIA HEALTH AND REHABILITATION CENTER | | 100 | 60 | 38% | 160 |
| KEYSTONE REHAB | | 160 | | | 160 |
| BROOKDALE PENSACOLA | | 158 | 1 | 1% | 159 |
| POINTE, THE | | 131 | 28 | 18% | 159 |
| GRAND AVE PHARMACY | | 112 | 46 | 29% | 158 |
| AMERICAN HOUSE COCONUT POINT | | 137 | 21 | 13% | 158 |
| COASTAL DETOX | | 155 | 3 | 2% | 158 |
| WUESTHOFF REF LABORATORY | | | 158 | 100% | 158 |
| LONGWOOD CARDIOLOGY | | | 157 | 100% | 157 |
| TIMBERRIDGE NURSING HOME & REHAB | | 123 | 34 | 22% | 157 |
| ALL FLORIDA FAMILY AND SPORTS MEDICINE | | 134 | 23 | 15% | 157 |
| MEMORY CARE OF NAPLES | | 155 | 1 | 1% | 156 |
| PHYSICIAN PARTNERS PERRY | | 92 | 64 | 41% | 156 |
| Englewood Healthcare and Rehab | | 141 | 15 | 10% | 156 |
| AEGIS MEDICAL GROUP | | 131 | 25 | 16% | 156 |
| WALGREENS 6221 | | 138 | 18 | 12% | 156 |
| OMNI HEALTHCARE, INC | | 147 | 9 | 6% | 156 |

COVID-19: testing by laboratory

Data through May 7, 2021 verified as of May 8, 2021 at 09:25 AM

Data in this report are provisional and subject to change.

The numbers in the table below represent the number of Florida and non-Florida residents for whom test results were received by the Department of Health. A person can be tested by more than one laboratory and can have both positive and negative results. **Therefore, the sum of the numbers in each column will be larger than the total number of people tested.**

| Reporting lab | Inconclusive | Negative | Positive | Percent positive | Total |
|--|--------------|----------|----------|------------------|-------|
| LEE MEMORIAL HEALTH SYSTEM HEALTH FAIR | | 150 | 6 | 4% | 156 |
| MD NOW MEDICAL CENTERS, INC. | | 121 | 35 | 22% | 156 |
| PROVIDENCE HOSPITAL LABORATORY | | 147 | 9 | 6% | 156 |
| CRANE CENTER | | 124 | 31 | 20% | 155 |
| COCOA BEACH/ADVENT CENTRA | | 41 | 114 | 74% | 155 |
| REGENCY OAKS HEALTH CENTER | | 153 | 2 | 1% | 155 |
| FAMILY EXTENDED CARE OF CENTRAL TAMPA | | 137 | 18 | 12% | 155 |
| DIAMOND RIDGE | | 147 | 8 | 5% | 155 |
| NORTHEAST FLORIDA STATE HOSP-NURSING | | 154 | 1 | 1% | 155 |
| ADVENT HEALTH - FOUR CORNERS ER | | 118 | 37 | 24% | 155 |
| NAPHCARE, INC. | | 144 | 10 | 6% | 154 |
| PRUITT HEALTH | | 152 | 2 | 1% | 154 |
| FAWCETT MEMORIAL HOSPITAL-LAB | | 39 | 115 | 75% | 154 |
| MINUTECLINIC LLC #4987 | | 137 | 17 | 11% | 154 |
| PALMETTO FACILITY INC | 1 | 153 | | | 154 |
| NCRNC INC | | 140 | 14 | 9% | 154 |
| CORE BIO LABS | | 76 | 78 | 51% | 154 |
| SUNNY HILLS ALF OF SEBRING INC | | 140 | 13 | 8% | 153 |
| NAVARRE GARDENS LLC | | 127 | 25 | 16% | 152 |
| WILLOW BROOKE COURT AT AZALEA TRACE | | 149 | 3 | 2% | 152 |
| CLEARWATER STATMED QUICK QUALITY CLINICS | | 43 | 109 | 72% | 152 |
| LABORATORY OF FLORIDA | | 97 | 55 | 36% | 152 |
| MACKOUL PEDIATRICS FORT MYERS | | 130 | 21 | 14% | 151 |
| PALM BEACH COUNTY HEALTH DEPT LAB | 4 | 140 | 7 | 5% | 151 |
| Centre Pointe Health and Rehabilitation Center | | 140 | 11 | 7% | 151 |
| ORANGE COUNTY CORRECTIONS HEALTH SERVICES | | 121 | 30 | 20% | 151 |
| OHI WEST INC | | 138 | 13 | 9% | 151 |
| REFUAH HEALTH CENTER LABORATORY | | 143 | 8 | 5% | 151 |
| ADVENTHEALTH HOSPICE CARE CENTRAL FLORIDA | | 147 | 4 | 3% | 151 |
| CROSSWINDS HEALTH AND REHABILITATION CENTER | 1 | 148 | 2 | 1% | 151 |
| Summit Medical Group | | 139 | 12 | 8% | 151 |
| KINGS BAY PEDIATRICS LLC | | 145 | 6 | 4% | 151 |
| SONATA COCONUT CREEK | 2 | 125 | 23 | 15% | 150 |
| GOLD CHOICE SENIOR COMMUNITIES | | 109 | 41 | 27% | 150 |
| The Crossroads | | 149 | 1 | 1% | 150 |
| KEYSTYLE LIVING LLC | 1 | 148 | 1 | 1% | 150 |
| DAYSPRING VILLAGE | | 127 | 22 | 15% | 149 |
| PRECISION HEALTH RESOURCES, LLC | 1 | 133 | 15 | 10% | 149 |
| OAKHURST CENTER | | 142 | 7 | 5% | 149 |
| MED COMP SCIENCES | | 3 | 146 | 98% | 149 |
| CLINICA HISPANA | | 1 | 148 | 99% | 149 |
| SANIBEL INTERNAL MEDICINE, LLC | | 143 | 6 | 4% | 149 |
| GRAND VILLA OF ORMOND BEACH | | 142 | 6 | 4% | 148 |
| TURNING POINT OF TAMPA | | 140 | 8 | 5% | 148 |
| LIFE CARE CENTER OF JACKSONVILLE | | 127 | 21 | 14% | 148 |
| ALLIANCE PEDIATRICS | | 116 | 32 | 22% | 148 |

COVID-19: testing by laboratory

Data through May 7, 2021 verified as of May 8, 2021 at 09:25 AM

Data in this report are provisional and subject to change.

The numbers in the table below represent the number of Florida and non-Florida residents for whom test results were received by the Department of Health. A person can be tested by more than one laboratory and can have both positive and negative results. **Therefore, the sum of the numbers in each column will be larger than the total number of people tested.**

| Reporting lab | Inconclusive | Negative | Positive | Percent positive | Total |
|--|--------------|----------|----------|------------------|-------|
| MILLENNIUM LAB SERVICES | | | 148 | 100% | 148 |
| East Bay Rehabilitation Center | | 113 | 35 | 24% | 148 |
| PROVISTA DIAGNOSTICS, INC | | 145 | 3 | 2% | 148 |
| SEAGRASS VILLAGE FLEMING ISLAND | | 111 | 37 | 25% | 148 |
| VILLAGE ON THE ISLE | | 141 | 6 | 4% | 147 |
| WINDSOR OF LAKEWOOD RANCH,THE | | 145 | 2 | 1% | 147 |
| KINDRED HOSPITAL NORTH FLORIDA | 3 | 136 | 8 | 5% | 147 |
| LANDMARK HOSPITAL SOUTHWEST FLORIDA LLC | | 141 | 5 | 3% | 146 |
| DOCTOR TODAY TLC LLC | | 99 | 47 | 32% | 146 |
| WEDGEWOOD HEALTHCARE CENTER | | 94 | 52 | 36% | 146 |
| Quail Run Health Care Center | | 146 | | | 146 |
| BOSTON RED SOX CLUB LP | | 144 | 2 | 1% | 146 |
| PACIFICA SUNRISE | | 137 | 8 | 6% | 145 |
| REGENCY CARE OF BLOUNTSTOWN LLC | | 135 | 10 | 7% | 145 |
| TREASURE COAST FORENSIC TREATMENT CTR | | 124 | 21 | 14% | 145 |
| ADVENTHEALTH CENTRA CARE PONCIANA | 1 | 81 | 63 | 43% | 145 |
| DAYSPRING SENIOR LIVING LLC | | 143 | 2 | 1% | 145 |
| KINDRED HOSPITAL-BAY AREA-ST PETERSBURG LAB | 1 | 138 | 6 | 4% | 145 |
| BROOKDALE CAPE CORAL | | 145 | | | 145 |
| FG RAPID | | 140 | 5 | 3% | 145 |
| WILLOWBROOKE COURT AT ST ANDREWS ESTATES | | 140 | 5 | 3% | 145 |
| MINUTECLINIC DIAGNOSTIC OF NORTH CAROL | | 119 | 25 | 17% | 144 |
| ROHR HOME | | 138 | 6 | 4% | 144 |
| DIAGNOSTIC LABORATORY OF OKLAHOMA | | 118 | 26 | 18% | 144 |
| MV MEDICAL PRACTICE DBA PRIMARY URGENT CARE | | 137 | 7 | 5% | 144 |
| JEFFERY WEINZWEIG | | 2 | 141 | 99% | 143 |
| GATEWAY CARE CENTER | | 141 | 2 | 1% | 143 |
| OAKS OF KISSIMMEE HEALTH AND REHABILITATION CENTER | | 140 | 3 | 2% | 143 |
| SMILEY MEDICAL GROUP | | 108 | 35 | 24% | 143 |
| QUALITY URGENT CARE AND WELLNESS | | 97 | 45 | 32% | 142 |
| DB MD | | 126 | 16 | 11% | 142 |
| BIODESIX, INC. | | 110 | 32 | 23% | 142 |
| GRAND VILLA OF LAKELAND | | 135 | 6 | 4% | 141 |
| RESEARCH CENTERS OF AMERICA, LLC | | 117 | 24 | 17% | 141 |
| UNITED CLINICAL LABORATORIES | | 132 | 9 | 6% | 141 |
| SEVEN HILLS HEALTH AND REHABILITATION CENTER | | 125 | 16 | 11% | 141 |
| LabCorp L#09258090 M#09258105 | | 74 | 67 | 48% | 141 |
| BAY REGIONAL URGENT CARE | 1 | 96 | 44 | 31% | 141 |
| NOVARI CARE LLC | | 97 | 44 | 31% | 141 |
| PORT ST LUCIE REHABILITATION AND HEALTHCARE | | 98 | 43 | 30% | 141 |
| SUMMIT MEDICAL GROUP PA | | 127 | 13 | 9% | 140 |
| JOHN KNOX VILLAGE OF CENTRAL FLORIDA | | 135 | 5 | 4% | 140 |
| CARENOW URGENT CARE - LAKE MARY | | | 140 | 100% | 140 |
| A2Z DIAGNOSTICS | | 139 | 1 | 1% | 140 |
| Gulf Coast Healthcare (Longwood Health and Rehab | | 118 | 21 | 15% | 139 |
| GRAND OAKS HEALTH & REHABILITATION | | 138 | 1 | 1% | 139 |

COVID-19: testing by laboratory

Data through May 7, 2021 verified as of May 8, 2021 at 09:25 AM

Data in this report are provisional and subject to change.

The numbers in the table below represent the number of Florida and non-Florida residents for whom test results were received by the Department of Health. A person can be tested by more than one laboratory and can have both positive and negative results. **Therefore, the sum of the numbers in each column will be larger than the total number of people tested.**

| Reporting lab | Inconclusive | Negative | Positive | Percent positive | Total |
|--|--------------|----------|----------|------------------|-------|
| SONNIS PEDIATRICS PA | | 121 | 18 | 13% | 139 |
| MANOR AT BLUEWATER BAY | | 131 | 7 | 5% | 138 |
| Alhambra Health and Rehabilitation | | 138 | | | 138 |
| AMERICAN PATHOLOGY PARTNERS | | 136 | 2 | 1% | 138 |
| SURFSIDE URGENT CARE | | 112 | 26 | 19% | 138 |
| LABCORP RTP | | 55 | 83 | 60% | 138 |
| MANOR CARE OF PALM HARBOR | | 135 | 3 | 2% | 138 |
| HIGHLANDS MEDICAL CENTER | | 135 | 3 | 2% | 138 |
| ADVENT HEALTH CENTRA CARE - CITRUS PARK | | 9 | 129 | 93% | 138 |
| DOCTOR'S IN HOUSE LABORATORY | | 18 | 120 | 87% | 138 |
| WELLLNOW URGENT CARE PC | | 136 | 2 | 1% | 138 |
| ADVENT HEALTH CENTRA CARE - DELAND | | 28 | 110 | 80% | 138 |
| AHEC CLINIC | | 8 | 130 | 94% | 138 |
| Lakeside Nursing and Rehabilitation Center | 1 | 112 | 25 | 18% | 138 |
| LONGWOOD HEALTH AND REHABILITATION CENTER | | 125 | 12 | 9% | 137 |
| SPRING HAVEN RETIREMENT | 1 | 133 | 3 | 2% | 137 |
| CLARE BRIDGE OF CAPE CORAL | 1 | 136 | | | 137 |
| HARBORCHASE OF VERO BEACH | 1 | 117 | 19 | 14% | 137 |
| TREASURE COAST URGENT & FAMILY CARE | | 95 | 41 | 30% | 136 |
| TGH URGENT CARE - TYRONE | | 9 | 127 | 93% | 136 |
| Winter Park Care and Rehab | | 135 | 1 | 1% | 136 |
| PEDIATRIC SERVICES AND BREATHING CENTER PA | | 107 | 29 | 21% | 136 |
| ADVENT HEALTH CENTRA CARE - ORANGE CITY | 1 | 53 | 82 | 60% | 136 |
| AESTHETIC SURGERY CENTER OF WINTER PARK, THE | 3 | 128 | 5 | 4% | 136 |
| ARIZONA DEPARTMENT OF HEALTH SERVICES | | 5 | 131 | 96% | 136 |
| SONATA DELRAY BEACH | | 125 | 11 | 8% | 136 |
| PANCARE HEALTH GULF COUNTY | | 105 | 30 | 22% | 135 |
| PEDIATRIC CARE CENTER | | 135 | | | 135 |
| SONATA WEST | | 133 | 2 | 1% | 135 |
| ORANGE PARK PEDIATRICS | | 123 | 12 | 9% | 135 |
| OAKS OF CLEARWATER, THE | | 132 | 3 | 2% | 135 |
| VITAS HEALTHCARE | | 123 | 12 | 9% | 135 |
| IRL MARKET LAB ALACHUA | | 104 | 31 | 23% | 135 |
| ST PETERSBURG PEDIATRICS-MLK JUNIOR BLVD | | 125 | 10 | 7% | 135 |
| STEWART MEDICAL GROUP | | 34 | 101 | 75% | 135 |
| ADVANCED MEDICAL CENTER | | 86 | 48 | 36% | 134 |
| SUNY UPSTATE OVERFLOW LABORATORY | | 134 | | | 134 |
| The Crossings | | 132 | 2 | 1% | 134 |
| SOUTH CAMPUS FACILITY INC | | 122 | 12 | 9% | 134 |
| SANDALWOOD NURSING CENTER | | 127 | 7 | 5% | 134 |
| MINUTECLINIC DIAGNOSTIC OF NORTH CARO | | 118 | 15 | 11% | 133 |
| DIATHERIX LABORATORIES | | 76 | 57 | 43% | 133 |
| VITAS HEALTHCARE CORPORATION OF FLORIDA | | 129 | 4 | 3% | 133 |
| GIBBENS FAMILY MEDICAL, LLC | | 112 | 20 | 15% | 132 |
| AMERICAN HOUSE-BONITA SPRINGS | | 131 | 1 | 1% | 132 |
| THE REHABILITATION CENTER OF LAKE CITY | | 127 | 5 | 4% | 132 |

COVID-19: testing by laboratory

Data through May 7, 2021 verified as of May 8, 2021 at 09:25 AM

Data in this report are provisional and subject to change.

The numbers in the table below represent the number of Florida and non-Florida residents for whom test results were received by the Department of Health. A person can be tested by more than one laboratory and can have both positive and negative results. **Therefore, the sum of the numbers in each column will be larger than the total number of people tested.**

| Reporting lab | Inconclusive | Negative | Positive | Percent positive | Total |
|--|--------------|----------|----------|------------------|-------|
| LAKELAND REGIONAL HEALTH LAKE MIRIAM | 3 | 87 | 42 | 32% | 132 |
| CENTRACARE | | 18 | 114 | 86% | 132 |
| MICRO PATH LABORATORIES INC | | 129 | 3 | 2% | 132 |
| ALTERNATIVE LIVING, INC DBA TWIN CITIES PAVILION | | 129 | 3 | 2% | 132 |
| ARDEN COURTS OF WEST PALM BEACH | | 127 | 5 | 4% | 132 |
| TALLAHASSEE VA OPC | | 124 | 8 | 6% | 132 |
| L&S SENIOR CARE DBA ARCADIA OAKS | 4 | 126 | 1 | 1% | 131 |
| HEARTLAND PHARMACY LAKE PLACID, INC | | 99 | 32 | 24% | 131 |
| SUNRISE SENIOR LIVING OF JACKSONVILLE | | 120 | 11 | 8% | 131 |
| INTEGRATED REGIONAL LABORATORIES | | 119 | 12 | 9% | 131 |
| SOUTH LAKE PEDIATRICS | | 113 | 18 | 14% | 131 |
| FOUNTAINS OF HOPE LLC, THE | | 130 | 1 | 1% | 131 |
| THE WELLNESS CENTER AT LAKEWOOD RANCH | | 43 | 88 | 67% | 131 |
| BLOCK NATION CHASE | | 106 | 25 | 19% | 131 |
| GRAND VILLA OF DELAND | | 123 | 8 | 6% | 131 |
| ARBOR TERRACE SAN JOSE LLC | 3 | 126 | 2 | 2% | 131 |
| UNIVERSITY COMMUNITY HOSPITAL | | 113 | 17 | 13% | 130 |
| CHARLES CROFT MD | 1 | 127 | 2 | 2% | 130 |
| AVOW HOSPICE INC | | 130 | | | 130 |
| MOOSEHAVEN LIFE CARE CENTER | | 130 | | | 130 |
| EMERALD COAST BEHAVIORAL HOSPITAL | | 123 | 7 | 5% | 130 |
| MEYER PEDIATRICS | | 114 | 16 | 12% | 130 |
| COQUINA CENTER | | 125 | 5 | 4% | 130 |
| MORTON PLANT HOSPITAL NURSING | | 2 | 128 | 98% | 130 |
| VITAS HEALTHCARE CORP OF FLORIDA | | 128 | 1 | 1% | 129 |
| PANAMA PHARMACY | 3 | 108 | 18 | 14% | 129 |
| BMHSI-AEL MICROBIOLOGY LABORATORY | 2 | 102 | 25 | 19% | 129 |
| SOLARIS SENIOR LIVING OF MERRITT ISLAND | | 124 | 5 | 4% | 129 |
| QUICK CARE MED PL CR | | 80 | 49 | 38% | 129 |
| LIFESTREAM BEHAVIORAL CENTER | | 104 | 25 | 19% | 129 |
| TRI-COUNTY NURSING HOME | | 117 | 12 | 9% | 129 |
| THE CLUB AND REHABILITATION CENTER | | 127 | 1 | 1% | 128 |
| SEMINOLE SPORTS AND FAMILY MEDICINE | | 112 | 16 | 13% | 128 |
| THREE OAKS PHARMACY INC | | 114 | 14 | 11% | 128 |
| IQBAL A FARUQUI MD | | 93 | 34 | 27% | 127 |
| GESSLER CLINIC PA | | 98 | 29 | 23% | 127 |
| THE COURTYARD ASSISTED LIVING | | 123 | 4 | 3% | 127 |
| FLORIDA DEPARTMENT OF HEALTH IN LAKE COUNTY | 1 | 79 | 47 | 37% | 127 |
| PRIME HEALTH OF NORTH PORT LLC | | 106 | 21 | 17% | 127 |
| LATE HOURS URGENT CARE | | 66 | 61 | 48% | 127 |
| SHOAL CREEK REHABILITATION CENTER | | 85 | 42 | 33% | 127 |
| HILLSBOROUGH COUNTY DEVELOPMENTAL CTR | 1 | 117 | 9 | 7% | 127 |
| TIFFANY HALL NURSING AND REHAB CENTER | | 117 | 9 | 7% | 126 |
| WINDERMERE MEDICAL CENTER | | 119 | 6 | 5% | 125 |
| UNIVERSTIY CENTER MEDICAL LLC DBA | 1 | 118 | 6 | 5% | 125 |
| PALMS EDGE | 1 | 116 | 8 | 6% | 125 |

COVID-19: testing by laboratory

Data through May 7, 2021 verified as of May 8, 2021 at 09:25 AM

Data in this report are provisional and subject to change.

The numbers in the table below represent the number of Florida and non-Florida residents for whom test results were received by the Department of Health. A person can be tested by more than one laboratory and can have both positive and negative results. **Therefore, the sum of the numbers in each column will be larger than the total number of people tested.**

| Reporting lab | Inconclusive | Negative | Positive | Percent positive | Total |
|---|--------------|----------|----------|------------------|-------|
| MINUTECLINIC DIAGNOSTIC OF OHIO LLC | | 103 | 22 | 18% | 125 |
| PUTNAM COUNTY SHERIFFS OFFICE | | 115 | 10 | 8% | 125 |
| BROOKDALE PALM COAST | | 125 | | | 125 |
| HOSPICE OF MARTIN & ST LUCIE, INC | | 122 | 3 | 2% | 125 |
| MONTEFIORE MEDICAL CENTER LABORATORIES - MOSES | | 114 | 10 | 8% | 124 |
| Mt Sinai Aventura | | | 124 | 100% | 124 |
| ISLAND URGENT CARE PLLC DBA AFC URGENT CARE | | 123 | 1 | 1% | 124 |
| FLORIDA ATLANTIC UNIVERSITY | | 116 | 8 | 6% | 124 |
| ARBOR GLEN AT ARBOR TRACE | 2 | 113 | 9 | 7% | 124 |
| ADVENT HEALTH CENTRA CARE - BRANDON | | 31 | 93 | 75% | 124 |
| FHMG LAKE MARY PEDS | | 108 | 16 | 13% | 124 |
| NORTH FL SOUTH GA HCS-MALCOM RANDALL VAMC | | | 124 | 100% | 124 |
| WESTCHESTER MEDICAL CENTER | 1 | 118 | 5 | 4% | 124 |
| DOCTORS CENTER PA,THE | | 107 | 17 | 14% | 124 |
| PSL NAPLES BH OPERATIONS, LLC | | 123 | | | 123 |
| ARDEN COURTS OF SARASOTA | | 105 | 18 | 15% | 123 |
| GENEDX | | 48 | 75 | 61% | 123 |
| PICH KTM CORP DBA MEDTOWN PHARMACY | | 106 | 17 | 14% | 123 |
| MINUTECLINIC DIAGNOSTIC OF RHODE ISLAND, LLC #729 | | 119 | 4 | 3% | 123 |
| EC OPCO CARROLLWOOD LLC | | 116 | 7 | 6% | 123 |
| Golfview Healthcare Center | | 117 | 6 | 5% | 123 |
| CITRUS MEMORIAL HEALTH SYSTEM LAB | | 2 | 121 | 98% | 123 |
| PARKVIEW HEALTH | | 121 | 1 | 1% | 122 |
| ADVANCED EMURGENT CARE | | 28 | 94 | 77% | 122 |
| PHYSICIANS REGIONAL CLINIC | | 92 | 30 | 25% | 122 |
| FHMG- FLORIDA HOSPITAL MEDICAL GROUP | | 108 | 14 | 11% | 122 |
| VIERA HOSPITAL | | | 122 | 100% | 122 |
| Sandy Ridge Center for Rehabilitation and Healing | | 100 | 21 | 17% | 121 |
| Crystal Health & Rehab Center | | 115 | 6 | 5% | 121 |
| URGENT CARE TCMA | | | 121 | 100% | 121 |
| HOSPICE OF THE EMERALD COAST INC - PANAMA CITY | 2 | 112 | 7 | 6% | 121 |
| BROOKDALE JENSEN BEACH | | 118 | 3 | 2% | 121 |
| PINELLAS COUNTY JAIL | | | 121 | 100% | 121 |
| ADVENTHEALTH MEDICAL GROUP PRIMARY CARE | | 112 | 9 | 7% | 121 |
| MY CLINICAL LAB INC | | 17 | 103 | 86% | 120 |
| HOBDARI FAMILY HEALTH LLC | | 83 | 37 | 31% | 120 |
| FLAGLER COLLEGE HEALTH SERVICES | | 86 | 34 | 28% | 120 |
| ARBOR TERRACE ORTEGA LLC | 2 | 116 | 2 | 2% | 120 |
| J FRANK AVEY MD | | 93 | 27 | 23% | 120 |
| MATHISON RETIREMENT COMMUNITY | | 114 | 5 | 4% | 119 |
| TREASURE COAST PEDIATRICS PA | | 112 | 7 | 6% | 119 |
| Hialeah Nursing And Rehabilitation Center | | 113 | 6 | 5% | 119 |
| COASTAL HEALTH AND REHAB | | 110 | 9 | 8% | 119 |
| BROOKDALE CANOPY OAKS | | 87 | 32 | 27% | 119 |
| MED ONE AT SAINT AUGUSTINE | | 87 | 32 | 27% | 119 |
| DELAND WELLNESS CENTER | | | 119 | 100% | 119 |

COVID-19: testing by laboratory

Data through May 7, 2021 verified as of May 8, 2021 at 09:25 AM

Data in this report are provisional and subject to change.

The numbers in the table below represent the number of Florida and non-Florida residents for whom test results were received by the Department of Health. A person can be tested by more than one laboratory and can have both positive and negative results. **Therefore, the sum of the numbers in each column will be larger than the total number of people tested.**

| Reporting lab | Inconclusive | Negative | Positive | Percent positive | Total |
|---|--------------|----------|----------|------------------|-------|
| RDX BIOSCIENCE | | 60 | 59 | 50% | 119 |
| TUSCAN ISLE OPERATING COMPANY LLC DBA | | 114 | 4 | 3% | 118 |
| GRAND OAKS OF JENSEN BEACH LLC□ | | 113 | 5 | 4% | 118 |
| UNIVERSITY HEALTH SYSTEM INC | | 107 | 11 | 9% | 118 |
| PATRICK AIR FORCE BASE | | 7 | 111 | 94% | 118 |
| BROWARD HEALTH CORAL SPRINGS EPIDEMIOLOGY DEPT | | 1 | 117 | 99% | 118 |
| ISLAND DOCTORS | | 23 | 95 | 81% | 118 |
| VILLAS OF HOLLY BROOK - BRADENTON 14TH | | 116 | 2 | 2% | 118 |
| SH HERON EAST LLC□ | | 103 | 15 | 13% | 118 |
| ENCOMPASS HEALTH REHABILITATION HOSPITAL | | 117 | 1 | 1% | 118 |
| BLISS HEALTHCARE SERVICES | 1 | 91 | 25 | 21% | 117 |
| LENOX HILL HOSPITAL | | 108 | 9 | 8% | 117 |
| ST JOSEPHS HOSPITAL SOUTH HOSPITAL | | 1 | 116 | 99% | 117 |
| NEIGHBORHOOD MEDICAL CENTER | | 112 | 5 | 4% | 117 |
| ENCOMPASS HEALTH REHABILITATION HOSPITAL OF LARGO | | 114 | 3 | 3% | 117 |
| PALM BAY HOSPITAL | | | 117 | 100% | 117 |
| MD 365 MEDICAL CARE | | 116 | 1 | 1% | 117 |
| TREASURE COAST PRIMARY CARE | | 94 | 23 | 20% | 117 |
| BROOKDALE COLONIAL PARK | 2 | 114 | 1 | 1% | 117 |
| CONSULATE HEALTH CARE OF SARASOTA□ | 1 | 115 | | | 116 |
| BAY PINES MEDICAL ASSOCIATES | | 1 | 115 | 99% | 116 |
| SMS DO PA | | 98 | 18 | 16% | 116 |
| TROPICANA MANUFACTURING COMPANY INC | | 109 | 7 | 6% | 116 |
| LEE COUNTY SCHOOL DISTRICT | 1 | 108 | 7 | 6% | 116 |
| WESTWOOD NURSING & REHAB | | 82 | 34 | 29% | 116 |
| CAREATC | | 30 | 86 | 74% | 116 |
| CSL PLASMA INC | | 11 | 105 | 91% | 116 |
| SOUTH BALDWIN MEDICAL CENTER GULF SHORES | | 93 | 23 | 20% | 116 |
| BELVEDERE COMMONS OF FORT WALTON BEACH | | 106 | 10 | 9% | 116 |
| CARE CENTERS OF NASSAU, LLC - HENDRICKS RD | | 114 | 1 | 1% | 115 |
| SUNFLOWER SPRINGS ASSISTED LIVING | | 105 | 10 | 9% | 115 |
| CAN COMMUNITY HEALTH | | 113 | 2 | 2% | 115 |
| TREASURE COAST MEDICAL ASSOCIATES | | 4 | 111 | 97% | 115 |
| THE POINTE AT CEDAR PARK | | 114 | 1 | 1% | 115 |
| CABANA AT JENSEN DUNES, THE | | 111 | 4 | 3% | 115 |
| UNIVERSITY MEDICAL CENTER SUITES | | 100 | 14 | 12% | 114 |
| ELAN BUENA VISTA | | 97 | 17 | 15% | 114 |
| Courtyards of Orlando Care Center | | 102 | 12 | 11% | 114 |
| G & R HEALTH MART PHARMACY | | 93 | 20 | 18% | 113 |
| CLEVELAND CLINIC FOUNDATION | | 12 | 100 | 89% | 112 |
| MINUTECLINIC DIAGNOSTIC OF SOUTH CAROLINA, LLC | | 92 | 20 | 18% | 112 |
| GUIDEWELL EMERGENCY MEDICINE DOCTORS LLC | | 72 | 40 | 36% | 112 |
| CAREMOUNT MEDICAL - PATHOLOGY | | 108 | 4 | 4% | 112 |
| ALLIED HEALTH FORT PIERCE | | 112 | | | 112 |
| NORTH SHORE MEDICAL LABS | 1 | 104 | 7 | 6% | 112 |
| VRL EUROFINIS - HAWAII | | 112 | | | 112 |

COVID-19: testing by laboratory

Data through May 7, 2021 verified as of May 8, 2021 at 09:25 AM

Data in this report are provisional and subject to change.

The numbers in the table below represent the number of Florida and non-Florida residents for whom test results were received by the Department of Health. A person can be tested by more than one laboratory and can have both positive and negative results. **Therefore, the sum of the numbers in each column will be larger than the total number of people tested.**

| Reporting lab | Inconclusive | Negative | Positive | Percent positive | Total |
|--|--------------|----------|----------|------------------|-------|
| TOTAL CARE PLUS LLC | | | 112 | 100% | 112 |
| HARBORCHASE OF NAPLES | | 97 | 14 | 13% | 111 |
| PM PEDIATRICS | | 98 | 13 | 12% | 111 |
| RARITAN BAY PERTH AMBOY | | 102 | 9 | 8% | 111 |
| ENCOMPASS HEALTH REHABILITATION HOSPITAL OF SARASOTA | | 110 | 1 | 1% | 111 |
| MG PORT CHARLOTTE II SUBTENANT LLC | | 99 | 12 | 11% | 111 |
| ALL MY KIDS PEDIATRICS INC | | 78 | 33 | 30% | 111 |
| Cross Landings Health and Rehabilitation | | 101 | 9 | 8% | 110 |
| EXPRESS DOCS LLC | | 11 | 99 | 90% | 110 |
| ASHRAF MEDICAL GROUP PLLC DBA PULSE MD | | 107 | 3 | 3% | 110 |
| COLONY CARE CENTER | | 94 | 16 | 15% | 110 |
| AU HEALTH | | 94 | 16 | 15% | 110 |
| LAKE HOUSE ASSISTED LIVING | | 93 | 17 | 15% | 110 |
| MEDSTAR LABORATORY INC | 6 | 103 | 1 | 1% | 110 |
| BRANDYWYNE HEALTH CARE CENTER | | 107 | 2 | 2% | 109 |
| Riviera Health Resort | | 108 | 1 | 1% | 109 |
| WHITE PLAINS HOSPITAL CENTER LAB | | 105 | 4 | 4% | 109 |
| North Lake Care Center | | 107 | 1 | 1% | 108 |
| EVANS HEALTH CARE | | 106 | 2 | 2% | 108 |
| BAPTIST MEDICAL CENTER SOUTH | | 86 | 22 | 20% | 108 |
| BAY VIEW HEALTHCARE | | 85 | 22 | 21% | 107 |
| MENORAH HOUSE | | 106 | 1 | 1% | 107 |
| LPG PRIMARY CARE AT SURFSIDE | | 93 | 14 | 13% | 107 |
| Ocala Oaks Rehabilitation Center | | 101 | 6 | 6% | 107 |
| MAIN STREET MEDICAL CENTER OF CRESTVIEW PA | | 83 | 24 | 22% | 107 |
| NAVY HOSPITAL | | | 107 | 100% | 107 |
| WALGREENS CO | | 96 | 11 | 10% | 107 |
| CHILDRENS CLINIC | | 56 | 51 | 48% | 107 |
| AFTER HOURS PEDIATRICS | | | 107 | 100% | 107 |
| VILLAGES VA CBOC | 2 | 99 | 6 | 6% | 107 |
| ELMCROFT OF BELLA VITA | | 98 | 8 | 8% | 106 |
| 325TH MEDICAL GROUP | | 87 | 19 | 18% | 106 |
| HEART OF FLORIDA REGIONAL MED CTR | | 35 | 71 | 67% | 106 |
| NORTH FLORIDA EVALUATION AND TREATMENT CENTER | 2 | 99 | 5 | 5% | 106 |
| WE SCREEN LLC | | 99 | 6 | 6% | 105 |
| ST PETERSBURG PEDIATRICS-SEMINOLE | | 92 | 13 | 12% | 105 |
| MEDICAL CONSULTANTS OF FLORIDA DBA | 1 | 90 | 14 | 13% | 105 |
| Gulfport Rehabilitation Center | | 102 | 3 | 3% | 105 |
| SUNSHINE GARDENS | | 104 | 1 | 1% | 105 |
| LECONTE MEDICAL CENTER LAB | | 86 | 19 | 18% | 105 |
| MAJESTIC OAKS | | 102 | 3 | 3% | 105 |
| COASTAL LABORATORIES OF FLORIDA | | 92 | 13 | 12% | 105 |
| MIAMI BEACH COMMUNITY HEALTH CENTER | | 2 | 103 | 98% | 105 |
| ST MARK ASSISTED LIVING CENTER | 1 | 91 | 12 | 12% | 104 |
| VISTA MANOR | | 92 | 12 | 12% | 104 |
| GRANDE, THE | 2 | 98 | 4 | 4% | 104 |

COVID-19: testing by laboratory

Data through May 7, 2021 verified as of May 8, 2021 at 09:25 AM

Data in this report are provisional and subject to change.

The numbers in the table below represent the number of Florida and non-Florida residents for whom test results were received by the Department of Health. A person can be tested by more than one laboratory and can have both positive and negative results. **Therefore, the sum of the numbers in each column will be larger than the total number of people tested.**

| Reporting lab | Inconclusive | Negative | Positive | Percent positive | Total |
|---|--------------|----------|----------|------------------|-------|
| PREDICTIVE LABORATORIES, INC | 1 | 90 | 13 | 13% | 104 |
| PEDIATRIC CARE CENTER- JACKSONVILLE BEACH | | 75 | 29 | 28% | 104 |
| EAST RIDGE RETIREMENT VILLAGE INC | | 104 | | | 104 |
| ORLANDO LUTHERAN TOWERS ASSISTED LIVING | | 104 | | | 104 |
| GRACE MEDICAL HOME | | 85 | 19 | 18% | 104 |
| SHERMAN-ABRAMS LABORATORY INC | | 97 | 7 | 7% | 104 |
| PORT CHARLOTTE REHABILITATION CENTER | | 90 | 14 | 13% | 104 |
| KALEIDA HEALTH CENTER FOR LABORATORY | | 98 | 6 | 6% | 104 |
| DOUGLAS T JACOBSON STATE VETERANS HOME | | 104 | | | 104 |
| NORTH CENTRAL BRONX HOSPITAL | | 98 | 5 | 5% | 103 |
| PUBLIC SQUARE PHARMACY LLC | | 81 | 22 | 21% | 103 |
| BROOKDALE VERO BEACH SOUTH AL | | 101 | 1 | 1% | 102 |
| PruittHealth Fleming Island | | 87 | 15 | 15% | 102 |
| ALL CARE URGENT CARE | | | 102 | 100% | 102 |
| MULBERRY CARE CENTER | | 89 | 13 | 13% | 102 |
| HENNEPIN HEALTHCARE LABORATORY | | 102 | | | 102 |
| CENTRAL FLORIDA HEALTH CARE | | 47 | 55 | 54% | 102 |
| CALADIUM PEDIATRICS | | 85 | 16 | 16% | 101 |
| HAWTHORN HOUSE | | 87 | 14 | 14% | 101 |
| MACADAMS HOME HEALTH AGENCY | | 100 | 1 | 1% | 101 |
| CCS - BROWARD COUNTY JAIL | | 94 | 7 | 7% | 101 |
| CRESTVIEW URGENT CARE | 1 | 22 | 78 | 77% | 101 |
| PANIRA HEALTHCARE CLINIC | | 2 | 98 | 98% | 100 |
| EMERALD COAST CENTER | | 96 | 4 | 4% | 100 |
| PENNSYLVANIA DEPT OF HEALTH | | 21 | 79 | 79% | 100 |
| Consulate Health Care of Port Charlotte | | 98 | 2 | 2% | 100 |
| LAFAYETTE NURSING AND REHABILITATION CENTER | | 98 | 2 | 2% | 100 |
| GLOBAL CENTRAL LABS AT PPD | 2 | 88 | 10 | 10% | 100 |
| INFINITY BIOLOGIX LLC OAKDALE | | 94 | 5 | 5% | 99 |
| Consulate Health Care of Jacksonville | | 85 | 14 | 14% | 99 |
| DEVANSH LAB WERKS INC | | 79 | 20 | 20% | 99 |
| HUNTSVILLE HOSPITAL LABORATORY | | 71 | 28 | 28% | 99 |
| CVS NY4098030POCT NEW YORK | | 98 | 1 | 1% | 99 |
| JOHN KNOX VILLAGE OF FLORIDA ALF | 1 | 94 | 4 | 4% | 99 |
| LANDMARK, THE | | 48 | 50 | 51% | 98 |
| ALTAMONTE PEDIATRIC ASSOCIATES | | 31 | 67 | 68% | 98 |
| VALLEY MEDICAL CENTER | | 91 | 7 | 7% | 98 |
| MIRIMUS CLINICAL LABS | 2 | 42 | 54 | 55% | 98 |
| PRIMECARE AT TWIN LAKES | | 2 | 96 | 98% | 98 |
| URINEGOODHANDS LLC | | 96 | 2 | 2% | 98 |
| VANDERBILT UNIVERSITY MEDICAL CENTER | | 89 | 9 | 9% | 98 |
| PLAZA OF HALLANDALE BEACH | | 98 | | | 98 |
| ARBOR TRAIL | | 78 | 20 | 20% | 98 |
| FLORIDA COMMUNITY HEALTH CENTERS INC | | | 98 | 100% | 98 |
| KORGENE LAB | 1 | 28 | 69 | 70% | 98 |
| SEMINOLE COUNTY HEALTH DEPARTMENT | | 79 | 19 | 19% | 98 |

COVID-19: testing by laboratory

Data through May 7, 2021 verified as of May 8, 2021 at 09:25 AM

Data in this report are provisional and subject to change.

The numbers in the table below represent the number of Florida and non-Florida residents for whom test results were received by the Department of Health. A person can be tested by more than one laboratory and can have both positive and negative results. **Therefore, the sum of the numbers in each column will be larger than the total number of people tested.**

| Reporting lab | Inconclusive | Negative | Positive | Percent positive | Total |
|--|--------------|----------|----------|------------------|-------|
| WORLD OF PEDIATRICS LLC | | 90 | 8 | 8% | 98 |
| GOOD HEARTS COVID TESTING | | 55 | 43 | 44% | 98 |
| HURLBURT FIELD CLINIC | | 39 | 58 | 60% | 97 |
| HEALTH CENTERS AT BRENTWOOD | | 96 | 1 | 1% | 97 |
| SUPERIOR RESIDENCES OF LECANTO | | 82 | 15 | 15% | 97 |
| MINNESOTA TWINS | | 92 | 5 | 5% | 97 |
| FLORIDA MEDICAL CLINIC - MULTI SPECIALTY CAMPUS | | 53 | 44 | 45% | 97 |
| SIGNATURE HEALTHCARE OF MIDDLEBURG | | 95 | 2 | 2% | 97 |
| STONY BROOK UNIVERSITY MEDICAL CENTER | | 83 | 14 | 14% | 97 |
| RIDGEWOOD DIAGNOSTIC LABORATORY | | 92 | 5 | 5% | 97 |
| WINDSOR OAKS | | 96 | 1 | 1% | 97 |
| BARRY UNIVERSITY STUDENT HEALTH SERVICES | | 52 | 44 | 46% | 96 |
| PEDIATRIC ASSOCIATES ORLANDO | | 82 | 14 | 15% | 96 |
| GOLFCREST HEALTHCARE CENTER | | 96 | | | 96 |
| QPS, LLC | | 93 | 3 | 3% | 96 |
| MARKET STREET VIERA | | 95 | 1 | 1% | 96 |
| LABFIRST - DEPARTMENT OF PATHOLOGY | | 92 | 4 | 4% | 96 |
| BAYSHORE MEMORY CARE | | 96 | | | 96 |
| ADVENT HEALTH CENTRA CARE - EAST ORLANDO | | 65 | 30 | 32% | 95 |
| THE TERRACE OF KISSIMMEE | | 80 | 15 | 16% | 95 |
| CROSS CITY REHABILITATION AND HEALTH CARE CENTER | | 72 | 23 | 24% | 95 |
| EAST ALABAMA MEDICAL CENTER LABORATORY | | 83 | 12 | 13% | 95 |
| DIAGNOSTIC SOLUTIONS | | 3 | 91 | 97% | 94 |
| BRIDGEVIEW CENTER LLC | | 81 | 13 | 14% | 94 |
| NEW SMYRNA BEACH URGENT CARE | | | 94 | 100% | 94 |
| CATHOLIC HEALTH SERVICES REGIONAL LAB | | 86 | 8 | 9% | 94 |
| A COUNTRY PLACE ASSISTED LIVING FACILITY | | 92 | 2 | 2% | 94 |
| ROSECASTLE AT DELANEY CREEK | | 93 | 1 | 1% | 94 |
| ERIE COUNTY MEDICAL CTR CLINICAL LABS | | 90 | 4 | 4% | 94 |
| ADVENT HEALTH CENTRA CARE - WATERMAN | | 79 | 15 | 16% | 94 |
| KINDRED AT HOME | | 85 | 9 | 10% | 94 |
| Conway Lakes Health and Rehabilitation Center | | 93 | 1 | 1% | 94 |
| PRESERVE AT PALM AIRE | 3 | 90 | | | 93 |
| CATHOLIC HEALTH SYSTEM DEPT LABORATORY | | 89 | 4 | 4% | 93 |
| BISHOP GRADY VILLAS | | 90 | 2 | 2% | 92 |
| DAVITA LABORATORY | | 69 | 23 | 25% | 92 |
| MAGNOLIA DIAGNOSTIC | | 2 | 90 | 98% | 92 |
| MEDRITE URGENT CARE | | 78 | 14 | 15% | 92 |
| Baldwin Pediatrics | | 81 | 11 | 12% | 92 |
| CENTURY CENTER FOR REHABILITATION & HEALING | | 74 | 18 | 20% | 92 |
| JESSIE TRICE COMMUNITY HEALTH SYSTEM, INC | | 75 | 17 | 18% | 92 |
| FLORIDA PEDIATRIC GROUP | | 31 | 61 | 66% | 92 |
| PLYMOUTH HOME FOR ADULTS, INC. | 8 | 83 | 1 | 1% | 92 |
| LABCORP | | 27 | 65 | 71% | 92 |
| SUWANNEE COUNTY SHERIFF OFFICE | | 89 | 3 | 3% | 92 |
| LAKE GIBSON VILLAGE, LLC | | 89 | 3 | 3% | 92 |

COVID-19: testing by laboratory

Data through May 7, 2021 verified as of May 8, 2021 at 09:25 AM

Data in this report are provisional and subject to change.

The numbers in the table below represent the number of Florida and non-Florida residents for whom test results were received by the Department of Health. A person can be tested by more than one laboratory and can have both positive and negative results. **Therefore, the sum of the numbers in each column will be larger than the total number of people tested.**

| Reporting lab | Inconclusive | Negative | Positive | Percent positive | Total |
|---|--------------|----------|----------|------------------|-------|
| SONORAN DESERT PATHOLOGY ASSOCIATES | | 3 | 88 | 97% | 91 |
| ADVENT HEALTH - CENTRAL PASCO ER | | 78 | 13 | 14% | 91 |
| PROMEDICA SENIOR LIVING | | 86 | 5 | 5% | 91 |
| INSTITUTE OF PATHOLOGY KINGS COUNTY | | 88 | 3 | 3% | 91 |
| HERON CLUB AT PRESTANCIA | | 89 | 2 | 2% | 91 |
| DEBARY HEALTH AND REHABILITATION CENTER | | 88 | 3 | 3% | 91 |
| JENNIFER J CHIAVETTA-GRLSANTI DC | | 74 | 17 | 19% | 91 |
| AVERO DIAGNOSTICS | | 67 | 24 | 26% | 91 |
| SANTA BARBARA CARE CENTER | | 69 | 22 | 24% | 91 |
| CVS MINUTE CLINIC | | 3 | 88 | 97% | 91 |
| COOPER FAMILY MEDICAL PLLC | | 71 | 20 | 22% | 91 |
| LISTENING DOCTOR PLLC, THE | | 81 | 10 | 11% | 91 |
| PARK OF THE PALMS INC | | 90 | 1 | 1% | 91 |
| CONCENTRA - FT LAUDERDALE - COMMERCIAL BLVD | | 89 | 2 | 2% | 91 |
| BAHIA OAKS LODGE | | 85 | 6 | 7% | 91 |
| SUN CLINICAL LABORATORIES | | 90 | 1 | 1% | 91 |
| LAKELAND REGIONAL HEALTH GATEWAY CENTER | | 65 | 26 | 29% | 91 |
| NAPHCARE INC | | 85 | 6 | 7% | 91 |
| KEYS MEDICAL GROUP | | | 90 | 100% | 90 |
| CAMPBELL URGENT CARE | | 15 | 75 | 83% | 90 |
| Lanier Rehab | | 64 | 26 | 29% | 90 |
| Winter Garden Rehab and Nursing Facility | | 79 | 11 | 12% | 90 |
| MANATEE COUNTY JAIL | | 89 | 1 | 1% | 90 |
| MD 365 MEDICAL CARE PLLC | | 90 | | | 90 |
| Summit Medical Group, Pa Dba Citymd | | 83 | 7 | 8% | 90 |
| JERICO URGENT CARE | | 86 | 4 | 4% | 90 |
| FREEDOM INN AT TARPON SPRINGS | | 82 | 7 | 8% | 89 |
| MEDICAL PAVILION CLINIC | | 66 | 23 | 26% | 89 |
| ATRIUM AT LIBERTY PARK □ | | 85 | 4 | 4% | 89 |
| ST VINCENT'S BIRMINGHAM | | 82 | 7 | 8% | 89 |
| MIAMI SHORES NURSING & REHAB | | 89 | | | 89 |
| EMERGENCY PHYSICIANS MEDICAL CENTER LLC | | 65 | 24 | 27% | 89 |
| 1ST PRIORITY LAB SERVICES | | 73 | 16 | 18% | 89 |
| NORTH FLORIDA SPINE AND WELLNESS | | 69 | 20 | 22% | 89 |
| EVENTEST, LLC | | 87 | 2 | 2% | 89 |
| MISIR DRUGS LLC | | 72 | 17 | 19% | 89 |
| ACE BIOMEDICAL LABS LLC | | 74 | 15 | 17% | 89 |
| ARLINGTON OF NAPLES INC, THE | | 89 | | | 89 |
| PERSONAL PEDIATRICS | | 78 | 11 | 12% | 89 |
| STUART LODGE LIVING LLC | | 66 | 23 | 26% | 89 |
| SIMEDHEALTH LLC | | 75 | 13 | 15% | 88 |
| BAYLOR GENETICS | | 75 | 13 | 15% | 88 |
| DAVENPORT PEDIATRICS CLERMONT PA | | 79 | 9 | 10% | 88 |
| GOVERNOR'S CREEK HEALTH & REHABILITATION | | 87 | 1 | 1% | 88 |
| BREVARD HEALTH ALLIANCE INC | | 85 | 3 | 3% | 88 |
| CHAMBREL AT ISLAND LAKE | | 83 | 4 | 5% | 87 |

COVID-19: testing by laboratory

Data through May 7, 2021 verified as of May 8, 2021 at 09:25 AM

Data in this report are provisional and subject to change.

The numbers in the table below represent the number of Florida and non-Florida residents for whom test results were received by the Department of Health. A person can be tested by more than one laboratory and can have both positive and negative results. **Therefore, the sum of the numbers in each column will be larger than the total number of people tested.**

| Reporting lab | Inconclusive | Negative | Positive | Percent positive | Total |
|---|--------------|----------|----------|------------------|-------|
| HUNTINGTON HOSPITAL LABORATORY | | 84 | 3 | 3% | 87 |
| BEACHES PEDIATRICS PA | | 82 | 5 | 6% | 87 |
| UNIVERSITY OF NEW MEXICO HOSPITAL | | 87 | | | 87 |
| PACIFIC ANALYTICS | | | 87 | 100% | 87 |
| WALGREENS 2941 | | 83 | 4 | 5% | 87 |
| EISENHOWER ARMY MEDICAL CENTER | | 80 | 7 | 8% | 87 |
| NORTHWESTERN UNIVERSITY CORP | | 86 | 1 | 1% | 87 |
| CLYDE E LASSEN STATE VETERANS NURSING HOME | | 62 | 25 | 29% | 87 |
| BRANDON HEALTH AND REHABILITATION CENTER | 1 | 85 | 1 | 1% | 87 |
| SUNCOAST TECHNICAL COLLEGE SCHOOL OF HEALTH | | 86 | | | 86 |
| AR ANESTHESIA LLC | | 84 | 2 | 2% | 86 |
| WALGREENS #12673 | | 82 | 4 | 5% | 86 |
| BRILLIANCE ASSISTED LIVING | | 69 | 17 | 20% | 86 |
| ST VINCENTS PRIMARY CARE | | 78 | 8 | 9% | 86 |
| DISCOVERY VILLAGE AT THE FORUM | | 86 | | | 86 |
| PENSACOLA DEVELOPMENTAL CENTER | | 67 | 19 | 22% | 86 |
| LEVY COUNTY DEPARTMENT OF HEALTH | | 61 | 24 | 28% | 85 |
| MEDEXPRESS - BLOOMIN BRANDS | | 65 | 20 | 24% | 85 |
| W. FRANK WELLS NURSING HOME | | 84 | 1 | 1% | 85 |
| MEADOWCREST FAMILY PHYSICIANS PA | 1 | 60 | 24 | 28% | 85 |
| PRMG - EAST NAPLES | 1 | 73 | 11 | 13% | 85 |
| ARBOR OAKS AT TYRONE | 9 | 74 | 2 | 2% | 85 |
| LAKE SHERIFF | | 65 | 20 | 24% | 85 |
| DELCARE PA | | 68 | 17 | 20% | 85 |
| LAKE HOWELL FAMILY MEDICINE ASSOCIATES | | 70 | 15 | 18% | 85 |
| HOLMES COUNTY HEALTH DEPARTMENT | 1 | 70 | 13 | 15% | 84 |
| PANCARE HEALTH - FREEPORT CLINIC SUITE B | | 75 | 9 | 11% | 84 |
| PINES OF SARASOTA GARDEN | | 84 | | | 84 |
| NITE LITE PEDIATRICS - JACKSONVILLE | | 76 | 8 | 10% | 84 |
| LONG TERM CARE OF JAY, LLC | | 63 | 21 | 25% | 84 |
| PEDIATRIC SERVICES OF AMERICA INC | | 79 | 5 | 6% | 84 |
| AESTHETIC ENHANCEMENTS | | 84 | | | 84 |
| JOHN D ARCHBOLD MEMORIAL HOSPITAL | | 81 | 3 | 4% | 84 |
| ROYAL CARE OF AVON PARK | | 80 | 3 | 4% | 83 |
| PREMIUM HEALTH SERVICES OF TAMPA BAY LLC | | 53 | 30 | 36% | 83 |
| REHAB AND HEALTHCARE CENTER OF CAPE CORAL | | 83 | | | 83 |
| BROWARD HEALTH MEDICAL CENTER CLINICAL LAB | | | 83 | 100% | 83 |
| CENTRAL FLORIDA PEDIATRICS | | 38 | 45 | 54% | 83 |
| MID FLORIDA PRIMARY CARE PA | | 69 | 14 | 17% | 83 |
| CANOPY ON BERRYHILL, THE | | 51 | 32 | 39% | 83 |
| LABCORP EMPLOYER SERVICES | | 82 | 1 | 1% | 83 |
| TAMPA BAY CONCIERGE DOCTOR, LLC | | 79 | 3 | 4% | 82 |
| GEORGE E WEEMS MEMORIAL HOSPITAL LAB | | 69 | 13 | 16% | 82 |
| LAB PLUS, LLC AT SAINT THOMAS WEST HOSPITAL | | 68 | 14 | 17% | 82 |
| Lexington Health and Rehabilitation Center | | 82 | | | 82 |
| THE PAVILION FOR HEALTH CARE | | 72 | 10 | 12% | 82 |

COVID-19: testing by laboratory

Data through May 7, 2021 verified as of May 8, 2021 at 09:25 AM

Data in this report are provisional and subject to change.

The numbers in the table below represent the number of Florida and non-Florida residents for whom test results were received by the Department of Health. A person can be tested by more than one laboratory and can have both positive and negative results. **Therefore, the sum of the numbers in each column will be larger than the total number of people tested.**

| Reporting lab | Inconclusive | Negative | Positive | Percent positive | Total | |
|--|--------------|----------|----------|------------------|-------|----|
| GRAND ST PAUL CVS | | 79 | 2 | 2% | 81 | |
| BIO-TECH CLINICAL LABORATORIES | | 41 | 40 | 49% | 81 | |
| ARTHREX MEDICAL CENTER | | 44 | 37 | 46% | 81 | |
| WEST VOLUSIA FAMILY AND SPORTS MEDICINE | | 75 | 6 | 7% | 81 | |
| LAKE CITY VA MEDICAL CENTER | | | 81 | 100% | 81 | |
| IXI WELLNESS DALLAS, LLC | | 81 | | | 81 | |
| ECOLAB GROUP | | 45 | 36 | 44% | 81 | |
| LAB | | 29 | 52 | 64% | 81 | |
| MEDCOR CORPORATE CLINIC | | 80 | 1 | 1% | 81 | |
| THE TRADITION OF THE PALM BEACHES | | 77 | 3 | 4% | 80 | |
| ADVENTHEALTH MEDICAL GROUP MULTISPECIALTY | | | 80 | 100% | 80 | |
| PRODUCTION HEALTH SAFETY MANAGEMENT | | 78 | 2 | 3% | 80 | |
| FLORIDA MEDICAL CLINIC PA | | | 55 | 25 | 31% | 80 |
| BALMORAL TENANT SERVICES INC | 1 | 43 | 36 | 45% | 80 | |
| ORTHOPAEDIC SURGERY CENTER | | 80 | | | 80 | |
| BioReference Laboratories, Inc | | 9 | 71 | 89% | 80 | |
| NORTH SHORE UNIVERSITY HOSPITAL LABORATORY | | 72 | 7 | 9% | 79 | |
| AHMG SURGICAL SPECIALIST | | 79 | | | 79 | |
| EDGEWATER AT WATERMAN VILLAGE | | 78 | 1 | 1% | 79 | |
| MICHAEL AKPEKE MD | | 70 | 9 | 11% | 79 | |
| VETERANS AFFAIRS MEDICAL CENTER - PALO ALTO | | 28 | 51 | 65% | 79 | |
| CBS LABS OF TAMPA LLC | | 3 | 76 | 96% | 79 | |
| SIMED LABORATORY | | 63 | 16 | 20% | 79 | |
| CENTRAL BALDWIN IMMEDIATE CARE & FAMILY PRACTICE | | 61 | 18 | 23% | 79 | |
| BOND CLINIC PA | | 46 | 33 | 42% | 79 | |
| NEW MEXICO STATE PUBLIC HEALTH DIVISION | | 78 | | | 78 | |
| PANCARE HEALTH - MALONE CLINIC | | 71 | 7 | 9% | 78 | |
| JACOBI MEDICAL CENTER | | 73 | 5 | 6% | 78 | |
| NOMI HEALTH LAB SERVICES LLC | | 8 | 70 | 90% | 78 | |
| LAKE MORTON PLAZA | | 75 | 3 | 4% | 78 | |
| DOH-WEST PALM BEACH BRANCH LABORATORY | | 3 | 75 | 96% | 78 | |
| STUART REHABILITATION AND HEALTHCARE | | 62 | 16 | 21% | 78 | |
| OCOEE PEDIATRICS | | 70 | 8 | 10% | 78 | |
| BAYCARE MEDICAL GROUP | | 71 | 7 | 9% | 78 | |
| ORANGE CITY NURSING AND REHAB | | 75 | 2 | 3% | 77 | |
| STONY BROOK SOUTHAMPTON | | 75 | 2 | 3% | 77 | |
| CLEARWATER PAIN MANAGEMENT ASSOCIATES | | 75 | 2 | 3% | 77 | |
| AVANTE OF MOUNT DORA INC | | 77 | | | 77 | |
| PALM RIVER COMMUNITY HEALTH CENTER | | 68 | 9 | 12% | 77 | |
| BOND CLINIC DR ELDEEB | | 38 | 39 | 51% | 77 | |
| HEALTH FIRST - PALM BAY HOSPITAL | | 2 | 75 | 97% | 77 | |
| ATLAN | | 68 | 9 | 12% | 77 | |
| NICEVILLE URGENT CARE | | 30 | 47 | 61% | 77 | |
| WALGREENS 9627 | | 71 | 6 | 8% | 77 | |
| LEE MEMORIAL HEALTH SYSTEM D/B/A LEE COMMUNITY | | 71 | 6 | 8% | 77 | |
| BARNETT PARK | | 2 | 75 | 97% | 77 | |

COVID-19: testing by laboratory

Data through May 7, 2021 verified as of May 8, 2021 at 09:25 AM

Data in this report are provisional and subject to change.

The numbers in the table below represent the number of Florida and non-Florida residents for whom test results were received by the Department of Health. A person can be tested by more than one laboratory and can have both positive and negative results. **Therefore, the sum of the numbers in each column will be larger than the total number of people tested.**

| Reporting lab | Inconclusive | Negative | Positive | Percent positive | Total |
|---|--------------|----------|----------|------------------|-------|
| ROCKLEDGE REGIONAL MEDICAL CENTER | | 36 | 41 | 53% | 77 |
| LUTHERAN HAVEN ASSISTED LIVING | | 77 | | | 77 |
| DEVELOPMENTAL DISABILITIES DEFENDANT PROGRAM | | 75 | 2 | 3% | 77 |
| THE GOOD SHEPARDS OF DELAND-WEST | | 76 | 1 | 1% | 77 |
| ROSECASTLE OF JACKSONVILLE LLC | | 74 | 2 | 3% | 76 |
| SUNCOAST OPTIMAL WELLNESS | | 23 | 53 | 70% | 76 |
| THOMAS INTERNAL MEDICINE | | 64 | 12 | 16% | 76 |
| ASSOCIATED CLINICAL LABORATORIES | | 68 | 8 | 11% | 76 |
| CLINICAL PATHOLOGY ASSOCIATES-SONIC REFERENCE LAB | | 76 | | | 76 |
| LEE COMMUNITY HEALTHCARE - LEHIGH | | 63 | 13 | 17% | 76 |
| MINUTECLINIC DIAGNOSTIC OF KANSAS, PA | | 67 | 9 | 12% | 76 |
| S-H THIRTY-FIVE OPCO- PORT ST LUCIE, LLC | 1 | 75 | | | 76 |
| HEARTLAND PEDIATRIC ASSOCIATES | | 64 | 12 | 16% | 76 |
| MOBILE PHYSICIAN SERVICES INC | | 68 | 8 | 11% | 76 |
| WINDSOR REFLECTIONS | | 75 | 1 | 1% | 76 |
| DYNAMIC MEDICAL USA | | | 76 | 100% | 76 |
| PROMEDICA LABORATORIES | | 21 | 55 | 72% | 76 |
| ELLKAY HEALTHCARE DATA PLUMBERS | 52 | 19 | 4 | 5% | 75 |
| BROWARD HEALTH MEDICAL CENTER | | 3 | 72 | 96% | 75 |
| WATERCREST ST LUCIE WEST | 1 | 69 | 5 | 7% | 75 |
| MINUTECLINIC DIAGNOSTIC OF NEW JERSEY | | 67 | 8 | 11% | 75 |
| ST JOSEPHS CHILDRENS OUTREACH | | 2 | 73 | 97% | 75 |
| NORTH FLORIDA PHARMACY | | 66 | 9 | 12% | 75 |
| URGENT CARE USA LLC | | 2 | 73 | 97% | 75 |
| SOS MOBILE MEDICAL CARE LLC | | 63 | 12 | 16% | 75 |
| MICHAEL A VENAZIO MD | | 71 | 4 | 5% | 75 |
| ORLANDO CLINICAL RESEARCH CENTER | | 72 | 3 | 4% | 75 |
| ADVENTHEALTH EXPRESSCARE | | 45 | 30 | 40% | 75 |
| HARMONY CLINIC | | 1 | 73 | 99% | 74 |
| BROOKDALE OVIEDO | | 72 | 2 | 3% | 74 |
| NOAH CLINICAL LABORATORY | | 63 | 11 | 15% | 74 |
| NORTH FLORIDA PEDIATRICS | | 57 | 17 | 23% | 74 |
| SCOTT LAKE HEALTH AND REHABILITATION CENTER | | 71 | 3 | 4% | 74 |
| EC OPCO PENSACOLA, LLC | | 73 | 1 | 1% | 74 |
| OAK MANOR NURSING HOME | | 70 | 4 | 5% | 74 |
| GV NAPLES OPCO, LLC | | 73 | 1 | 1% | 74 |
| CONSULATE HEALTH CARE - LAKE MARY | | 72 | 1 | 1% | 73 |
| LPG PRIMARY CARE AT PINE ISLAND | | 60 | 13 | 18% | 73 |
| DISCOVERY VILLAGE AT PALM BEACH GARDENS | | 71 | 2 | 3% | 73 |
| TOWERS HOME CARE | | 69 | 4 | 5% | 73 |
| SUMTER PEDIATRICS | | 68 | 5 | 7% | 73 |
| MD LABS | | 46 | 27 | 37% | 73 |
| TITUSVILLE FAMILY PRACTICE | | 17 | 56 | 77% | 73 |
| Grand Villa of Clearwater | | 67 | 6 | 8% | 73 |
| EVIVIA | | 70 | 3 | 4% | 73 |
| MED EXPRESS | | 6 | 67 | 92% | 73 |

COVID-19: testing by laboratory

Data through May 7, 2021 verified as of May 8, 2021 at 09:25 AM

Data in this report are provisional and subject to change.

The numbers in the table below represent the number of Florida and non-Florida residents for whom test results were received by the Department of Health. A person can be tested by more than one laboratory and can have both positive and negative results. **Therefore, the sum of the numbers in each column will be larger than the total number of people tested.**

| Reporting lab | Inconclusive | Negative | Positive | Percent positive | Total |
|---|--------------|----------|----------|------------------|-------|
| AIR, LAND & SEA PHYSICALS & CONSULTATIONS, LLC | | 71 | 1 | 1% | 72 |
| KESHAV RX LLC | | 59 | 13 | 18% | 72 |
| HAVEN OF OUR LADY OF PEACE | | 72 | | | 72 |
| PANCARE HEALTH - JACKSON COUNTY | | 59 | 13 | 18% | 72 |
| CRAIG BERGER MD PL D/B/A BAY AREA EYE INSTITUTE | | 72 | | | 72 |
| INN AT ASTON GARDENS AT PELICAN POINTE,THE | | 67 | 4 | 6% | 71 |
| ADVANCED LAB | | 67 | 4 | 6% | 71 |
| INDIGO MANOR□ | | 22 | 49 | 69% | 71 |
| ERIC C MRSAL, MD, PC #1842 | | 68 | 3 | 4% | 71 |
| Stratford Court of Palm Harbor | | 61 | 10 | 14% | 71 |
| Salerno Bay Health & Rehabilitation Center | | 61 | 10 | 14% | 71 |
| EAST HILL PHARMACY | | 52 | 19 | 27% | 71 |
| AMMON LABS | | 61 | 10 | 14% | 71 |
| STERLING HOUSE OF TALLAHASSEE | 3 | 62 | 6 | 8% | 71 |
| PIERCE INSTRUMENTS INC | | 69 | 2 | 3% | 71 |
| CL BRUMBACK PRIMARY CARE CLINICS | | 17 | 54 | 76% | 71 |
| FAST PACE MEDICAL CLINIC, PLLC | | 60 | 11 | 15% | 71 |
| NORTH FLORIDA PEDIATRICS - JACKSONVILLE | | 64 | 7 | 10% | 71 |
| ADVENT HEALTH - LAKE MARY | | 61 | 10 | 14% | 71 |
| SAFARI PEDIATRICS PA | | 68 | 2 | 3% | 70 |
| ORLANDO COVID TEST , LLC | | 62 | 8 | 11% | 70 |
| CITY OF OCALA EMPLOYEE HEALTH AND WELLNESS CENTER | | 63 | 7 | 10% | 70 |
| SUNCOAST COMMUNITY HEALTH CENTERS PEDIATRICS | | 21 | 49 | 70% | 70 |
| CP/AIG PENSACOLA DEVELOPMENT LLC | | 67 | 3 | 4% | 70 |
| SUNSHINE PEDIATRICS | | 69 | 1 | 1% | 70 |
| Highlands Regional Hospital | | 63 | 7 | 10% | 70 |
| ISLAND COAST PEDIATRICS | | 62 | 8 | 11% | 70 |
| INTERNAL MEDICINE ASSOCIATES PA | | 65 | 5 | 7% | 70 |
| SUMMIT AT VENICE | 2 | 63 | 5 | 7% | 70 |
| USF HEALTH MORSANI CENTER | | 5 | 65 | 93% | 70 |
| SAN JOSE SENIOR CARE LLC | 1 | 43 | 25 | 36% | 69 |
| PARKSIDE INN | 3 | 64 | 2 | 3% | 69 |
| MEMORIAL MANOR | | 69 | | | 69 |
| LINCOLN MEDICAL AND MENTAL HEALTH CENTER | | 66 | 3 | 4% | 69 |
| WILSON MEMORIAL REGIONAL MEDICAL CENTER | | 65 | 4 | 6% | 69 |
| HERITAGE HEALTHCARE AND REHABILITATION CENTER | | 69 | | | 69 |
| PLANTATION GENERAL HOSPITAL CLINICAL LAB | | 26 | 43 | 62% | 69 |
| FLORIDA HEALTH CARE DELAND | | | 69 | 100% | 69 |
| CAMP BOGGY CREEK | | 67 | 1 | 1% | 68 |
| PALM BAY URGENT CARE | | 28 | 40 | 59% | 68 |
| BIG BOCA SMILES LLC□ | | 66 | 2 | 3% | 68 |
| MINUTECLINIC DIAGNOSTIC OF SOUTH CAROL | | 62 | 6 | 9% | 68 |
| AEL- MEMPHIS | | 17 | 51 | 75% | 68 |
| LAKE CO EMPLOYEE HEALTH AND WELLNESS CENTER | | 60 | 8 | 12% | 68 |
| GENPATH | | | 68 | 100% | 68 |
| BOND AND STEELE CLINIC, PA | | 54 | 14 | 21% | 68 |

COVID-19: testing by laboratory

Data through May 7, 2021 verified as of May 8, 2021 at 09:25 AM

Data in this report are provisional and subject to change.

The numbers in the table below represent the number of Florida and non-Florida residents for whom test results were received by the Department of Health. A person can be tested by more than one laboratory and can have both positive and negative results. **Therefore, the sum of the numbers in each column will be larger than the total number of people tested.**

| Reporting lab | Inconclusive | Negative | Positive | Percent positive | Total |
|--|--------------|----------|----------|------------------|-------|
| FLORIDA HEALTH CARE | | 8 | 59 | 88% | 67 |
| ERDOX | | 62 | 5 | 7% | 67 |
| SEWALLS POINT PHARMACY INC | | 59 | 8 | 12% | 67 |
| MEASE MANOR INC | | 63 | 4 | 6% | 67 |
| SOMERBY OF SANTA ROSA BEACH | | 58 | 9 | 13% | 67 |
| TGH URGENT CARE POWERED BY FAST TRACK | | | 67 | 100% | 67 |
| GOLDEN POND COMMUNITIES | | 67 | | | 67 |
| SAMFORD UNIVERSITY HEALTH SERVICES | | 66 | 1 | 1% | 67 |
| TRINITY URGENT CARE | | 53 | 14 | 21% | 67 |
| VIP WALK IN CLINIC | | 44 | 23 | 34% | 67 |
| APC PEDIATRICS AT RYE ROAD MEDICAL PARK | | 63 | 4 | 6% | 67 |
| NORTH FLORIDA MEDICAL CENTER | | 59 | 7 | 11% | 66 |
| ADVENT HEALTH CENTRA CARE - WINTER GARDEN | | 20 | 46 | 70% | 66 |
| FAMILY HEALTH CENTER | | 46 | 20 | 30% | 66 |
| EMPLOYEE WELLNESS PA | | 48 | 18 | 27% | 66 |
| MINUTECLINIC, LLC | | 59 | 7 | 11% | 66 |
| BIOREFERENCE LABORATORIES INC | | 11 | 55 | 83% | 66 |
| AMERICAN FAMILY MEDICAL | | 53 | 13 | 20% | 66 |
| TROY REGIONAL MEDICAL CENTER | | 55 | 11 | 17% | 66 |
| PREMISE HEALTH MIA | | 27 | 39 | 59% | 66 |
| MINUTECLINIC DIAGNOSTIC OF HAWAII LLC | | 59 | 7 | 11% | 66 |
| OKEECHOBEE URGENT CARE | | 17 | 49 | 74% | 66 |
| NEMOURS CHILDRENS PRIMARY CARE OVIEDO | | 51 | 15 | 23% | 66 |
| ADVENT HEALTH - PALM COAST | | 2 | 64 | 97% | 66 |
| DOT DOC SARASOTA | | 60 | 6 | 9% | 66 |
| VETERANS AFFAIRS MEDICAL CENTER - GULF COAST | | 27 | 39 | 59% | 66 |
| MEDEX MEDICAL EXPRESS OF PALATKA | | | 66 | 100% | 66 |
| CORNERSTONE PEDIATRICS | | 53 | 12 | 18% | 65 |
| EXPRESS CARE OF TAMPA BAY LLC | | 21 | 44 | 68% | 65 |
| CAREATC INC BRANDON | 16 | 44 | 5 | 8% | 65 |
| WADSWORTH HEALTH CENTER | | 62 | 3 | 5% | 65 |
| SUMMER VISTA ASSISTED LIVING | | 38 | 27 | 42% | 65 |
| HERNANDO COUNTY FIRE RESCUE DISTRICT | | 31 | 34 | 52% | 65 |
| Heritage Park Care and Rehabilitation | | 65 | | | 65 |
| LPG PULMONOLOGY-COCONUT POINT | | 55 | 10 | 15% | 65 |
| ST FRANCIS HOSPITAL | | 57 | 8 | 12% | 65 |
| OUT OF STATE | | 40 | 25 | 38% | 65 |
| HORIZON ALF | | 64 | 1 | 2% | 65 |
| NXGEN MDX | | 20 | 45 | 69% | 65 |
| CORAL GABLES HOSPITAL | | | 65 | 100% | 65 |
| BROOKDALE CENTRE POINTE | 1 | 64 | | | 65 |
| EAST CENTRAL FLORIDA OUTPATIENT IMAGING | | 44 | 21 | 32% | 65 |
| PERSONAL PEDIATRICS PA | | 61 | 4 | 6% | 65 |
| Rehabilitation Center of the Palm Beaches | | 65 | | | 65 |
| GRAND VILLA OF DEL RAY WEST | | 60 | 4 | 6% | 64 |
| GREENLEAF ALF | | 63 | 1 | 2% | 64 |

COVID-19: testing by laboratory

Data through May 7, 2021 verified as of May 8, 2021 at 09:25 AM

Data in this report are provisional and subject to change.

The numbers in the table below represent the number of Florida and non-Florida residents for whom test results were received by the Department of Health. A person can be tested by more than one laboratory and can have both positive and negative results. **Therefore, the sum of the numbers in each column will be larger than the total number of people tested.**

| Reporting lab | Inconclusive | Negative | Positive | Percent positive | Total |
|--|--------------|----------|----------|------------------|-------|
| WALGREENS #05625 | | 59 | 5 | 8% | 64 |
| GREENSBORO PATHOLOGY LLC | | 52 | 12 | 19% | 64 |
| VIERA HEALTH AND REHABILITATION CENTER | | 62 | 2 | 3% | 64 |
| DEPT OF VA MED CENTE-WEST PALM BEACH | | | 64 | 100% | 64 |
| TANVIR H SHAGAR NP | | 57 | 7 | 11% | 64 |
| MEDLOGIC LABORATORIES | | 3 | 61 | 95% | 64 |
| JOSEPH L MORSE GERIATRIC CENTER | 2 | 59 | 3 | 5% | 64 |
| SILVER LAKE PEDIATRICS PA | | 57 | 7 | 11% | 64 |
| MICHIGAN DEPARTMENT OF HEALTH AND HUMAN SERVICES | 1 | | 63 | 98% | 64 |
| Bon Secours Maria Manor | | 58 | 6 | 9% | 64 |
| SIDDH INC DBA SAN CARLOS PHARMACY | | 60 | 4 | 6% | 64 |
| GILBERT MEDICAL GROUP | | 57 | 7 | 11% | 64 |
| BAYOU GARDENS DUNEDIN LLC | | 64 | | | 64 |
| CENTRA CARE - LAKE NONA | | 11 | 53 | 83% | 64 |
| TRINITY AL SENIOR HOUSING LLC | | 45 | 19 | 30% | 64 |
| LPG CONVENIENT CARE AT PINE ISLAND ROAD | | 58 | 6 | 9% | 64 |
| BRADFORD COUNTY HEALTH DEPARTMENT | | 63 | 1 | 2% | 64 |
| MEDI CLINIC SARASOTA INC | | 62 | 1 | 2% | 63 |
| SOUTHSIDE HOSPITAL NORTHWELL HEALTH LABORATORY | | 54 | 9 | 14% | 63 |
| BEEHIVE HOMES OF GULF BREEZE | | 47 | 16 | 25% | 63 |
| CINNAMON COVE ALF | | 62 | 1 | 2% | 63 |
| BIG BEND CARES, INC | | 55 | 8 | 13% | 63 |
| DAVID POSNACK JEWISH DAY SCHOOL | | 63 | | | 63 |
| CARE CENTERS OF NASSAU LLC MINER ROAD SOUTH | | 63 | | | 63 |
| Palms at Ponte Vedra Assisted Living and Memory Care | | 60 | 3 | 5% | 63 |
| LAKE BUTLER HOSPITAL | | 57 | 6 | 10% | 63 |
| BURRY'S PHARMACY INC | | 38 | 25 | 40% | 63 |
| ST CLOUD PHYSICIAN MANAGEMENT LLC DBA ST CLOUD | | 28 | 34 | 55% | 62 |
| LAKELAND REGIONAL HEALTH | | 38 | 24 | 39% | 62 |
| EMERALD COAST HOSPICE | | 61 | 1 | 2% | 62 |
| DHMD | | 62 | | | 62 |
| GADSDEN COUNTY HEALTH DEPARTMENT | | 52 | 10 | 16% | 62 |
| TBI RESIDENTIAL SERVICES, INC. | | 51 | 11 | 18% | 62 |
| S-H THIRTY FIVE OPCO - ORANGE CITY, LLC | | 52 | 10 | 16% | 62 |
| OVERLOOK HOSPITAL LABORATORY | | 57 | 5 | 8% | 62 |
| LEE PHYSICIAN GROUP COLLEGE POINT | | 59 | 3 | 5% | 62 |
| ADVENT HEALTH - MOUNT DORA | | 10 | 52 | 84% | 62 |
| CDR MAGUIRE INC | 1 | 7 | 54 | 87% | 62 |
| Casa Mora Rehabilitation & Extended Care | | 60 | 2 | 3% | 62 |
| PINELLAS PARK FIRE DEPARTMENT | | 59 | 3 | 5% | 62 |
| EVAN R SHAPIRO MD PA | | 62 | | | 62 |
| MENTAL HEALTH CARE INC | | 53 | 9 | 15% | 62 |
| ADVENTHEALTH MEDICAL GROUP FAMILY MEDICINE | | 57 | 5 | 8% | 62 |
| GRAND VILLA OF ALTAMONTE SPRINGS | | 54 | 7 | 11% | 61 |
| RITECARE MED CTR H | | | 61 | 100% | 61 |
| INTERNAL MEDICINE SPECIALIST | | 55 | 6 | 10% | 61 |

COVID-19: testing by laboratory

Data through May 7, 2021 verified as of May 8, 2021 at 09:25 AM

Data in this report are provisional and subject to change.

The numbers in the table below represent the number of Florida and non-Florida residents for whom test results were received by the Department of Health. A person can be tested by more than one laboratory and can have both positive and negative results. **Therefore, the sum of the numbers in each column will be larger than the total number of people tested.**

| Reporting lab | Inconclusive | Negative | Positive | Percent positive | Total |
|--|--------------|----------|----------|------------------|-------|
| CALHOUN COUNTY HEALTH DEPT | | 32 | 29 | 48% | 61 |
| MAUREEN OROURKE-FUTEY | | | 61 | 100% | 61 |
| Grace Rehabilitation of Vero Beach | | 60 | 1 | 2% | 61 |
| WASHINGTON REHABILITATION AND NURSING CENTER | | 51 | 10 | 16% | 61 |
| SONATA BOCA RATON | | 54 | 6 | 10% | 60 |
| WAVE CREST HEALTH AND REHABILITATION CENTER | | 57 | 3 | 5% | 60 |
| 81ST MEDICAL GROUP | | 28 | 32 | 53% | 60 |
| PATIENTS CHOICE LAB OF IND, LLC | | 52 | 8 | 13% | 60 |
| BARNES HEALTHCARE OF FLORIDA LLC | | 56 | 4 | 7% | 60 |
| CHILDREN'S HOSPITAL OF ALABAMA | | 59 | 1 | 2% | 60 |
| MARQUIS LABS, LLC | | 58 | 2 | 3% | 60 |
| IMMEDIATE CARE PA | | 56 | 4 | 7% | 60 |
| TWIN CREEKS ASSISTED LIVING & MEMORY CARE | | 57 | 3 | 5% | 60 |
| BOCA BIOLISTICS LLC | | 46 | 14 | 23% | 60 |
| INTERNAL LAB | | 50 | 10 | 17% | 60 |
| GRAND AVENUE RX | | | 60 | 100% | 60 |
| LONG ISLAND JEWISH MED CTR | | 54 | 6 | 10% | 60 |
| MINUTECLINIC DIAGNOSTIC MEDICAL GROUP | | 55 | 5 | 8% | 60 |
| TUKA PEDIATRICS | | 8 | 52 | 87% | 60 |
| THE PRESERVE AT CLEARWATER | | 58 | 2 | 3% | 60 |
| UHEALTH AT FISHER ISLAND | | | 59 | 100% | 59 |
| CARDIOLOGY AND MEDICINE ASSOCIATES | | 43 | 16 | 27% | 59 |
| PALM BAY PEDIATRICS | | 39 | 20 | 34% | 59 |
| ENCOMPASS HEALTH REHABILITATION OF ALTAMONTE | | 54 | 5 | 8% | 59 |
| FERN PARK DEVELOPMENTAL CENTER | | 5 | 54 | 92% | 59 |
| VALENCIA HOUSE ALF | | 57 | 2 | 3% | 59 |
| MILLENIUM PHYSICIANS GROUP | | 1 | 58 | 98% | 59 |
| WILLOWS AT WILDWOOD, THE | | 53 | 6 | 10% | 59 |
| STEINHATCHEE FAMILY MEDICAL CENTER □ | 1 | 50 | 8 | 14% | 59 |
| BIOTECH | | 52 | 7 | 12% | 59 |
| WALGREEN | | 45 | 14 | 24% | 59 |
| KEY WEST MEDICAL CENTER | 1 | 51 | 7 | 12% | 59 |
| ALEXANDER NININGER STATE VETERANS | | 58 | | | 58 |
| LAKE INTERNAL MEDICINE ASSOCIATES PA | | 51 | 7 | 12% | 58 |
| HEALTHPARK MEDICAL CTR NURSING SVC | | 58 | | | 58 |
| CITYMD OF MANAHAWKIN | | 55 | 3 | 5% | 58 |
| LINCOLN DIAGNOSTIC LAB | | 56 | 2 | 3% | 58 |
| FINLAY CLINICAL LABORATORY | | 20 | 38 | 66% | 58 |
| Margate Health and Rehabilitation Center | | 56 | 2 | 3% | 58 |
| KINDRED HOSPITAL CENTRAL TAMPA BLOOD GAS | 1 | 52 | 5 | 9% | 58 |
| COOPER FAMILY MEDICAL, PLLC | | 48 | 10 | 17% | 58 |
| BUECHELE DENTAL PA DBA CLERMONT FAMILY DENTISTRY | | 48 | 10 | 17% | 58 |
| SARATOGA HOSPITAL LABORATORY | | 52 | 6 | 10% | 58 |
| CONCENTRA URGENT CARE | | 53 | 4 | 7% | 57 |
| ALL AMERICAN URGENT CARE | | | 57 | 100% | 57 |
| KAPG FLEMING ISLAND SENIOR HOUSING OPCO LLC | 1 | 56 | | | 57 |

COVID-19: testing by laboratory

Data through May 7, 2021 verified as of May 8, 2021 at 09:25 AM

Data in this report are provisional and subject to change.

The numbers in the table below represent the number of Florida and non-Florida residents for whom test results were received by the Department of Health. A person can be tested by more than one laboratory and can have both positive and negative results. **Therefore, the sum of the numbers in each column will be larger than the total number of people tested.**

| Reporting lab | Inconclusive | Negative | Positive | Percent positive | Total |
|--|--------------|----------|----------|------------------|-------|
| ALZHEIMERS CARE CENTER OF VIERA LTD | | 37 | 20 | 35% | 57 |
| TRADITIONAL HOME HEALTH OF PALM BEACH INC | | 55 | 2 | 4% | 57 |
| GENESIS DERMATOLOGY | | 53 | 4 | 7% | 57 |
| HOLY NAME HOSPITAL LABORATORY | | 55 | 2 | 4% | 57 |
| BLUE SPRINGS SURGERY CENTER | | 57 | | | 57 |
| GENTIVA HEALTH SERVICES CERTIFIED INC | | 53 | 4 | 7% | 57 |
| TGH URGENT CARE - RIVERVIEW | | | 57 | 100% | 57 |
| NORTH CAROLINA DEPARTMENT OF HEALTH & HUMAN SERVICES | 1 | | 56 | 98% | 57 |
| THE CANOPY AT BERRYHILL | | 57 | | | 57 |
| WELLMED AT NEW TAMPA | | 43 | 14 | 25% | 57 |
| SOUTH FLORIDA BAPTIST HOSPITAL | | | 57 | 100% | 57 |
| MALCOM RANDALL DEPT OF VAMC | | | 57 | 100% | 57 |
| ASCENSION SACRED HEART BAY LABORATORY | | 54 | 3 | 5% | 57 |
| LONG ISLAND UNIVERSITY - POST CAMPUS | | 51 | 5 | 9% | 56 |
| VPA PC LAB | | 48 | 8 | 14% | 56 |
| DEERFIELD BEACH REHABILITATION AND NURSING | | 51 | 5 | 9% | 56 |
| NEW YORK PRESBYTERIAN - QUEENS DIAGNOSTIC | | 52 | 4 | 7% | 56 |
| SPRING MANOR ASSISTED LIVING | | 56 | | | 56 |
| CAPE REGIONAL MEDICAL CENTER | | 53 | 3 | 5% | 56 |
| TIFFANY HALL NURSING AND REHAB | | 44 | 12 | 21% | 56 |
| PATHOLOGY CONSULTANTS OF NEW MEXICO | | 56 | | | 56 |
| GROWING TOGETHER PEDIATRICS, LLC | | 50 | 6 | 11% | 56 |
| ATRIA PARK OF LAKE FOREST (WG HERITAGE LF LLC) | | 54 | 2 | 4% | 56 |
| EAGLES WATCH CLUSTER | | 47 | 9 | 16% | 56 |
| HIALEAH HOSPITAL RESPIRATORY DEPT | | | 56 | 100% | 56 |
| LIGHTHOUSE PEDIATRICS OF NAPLES | | 50 | 6 | 11% | 56 |
| OPTUMCARE SOUTH FLORIDA, LLC | | 47 | 9 | 16% | 56 |
| JFK MEDICAL CENTER NORTH LAB | | 1 | 55 | 98% | 56 |
| PENNSYLVANIA DEPARTMENT OF HEALTH BUREAU OF LABORATORIES | | | 55 | 100% | 55 |
| SUNSHINE PEDIATRICS OF CENTRAL FLORIDA PL | | 52 | 3 | 5% | 55 |
| UNITED MEDICAL LABS INC | | 54 | 1 | 2% | 55 |
| NITE LITE PEDIATRICS - PORT ST. LUCIE | | 46 | 9 | 16% | 55 |
| SONATA HUNTERS CREEK | | 47 | 8 | 15% | 55 |
| Jupiter Medical Center Pavilion | | 54 | 1 | 2% | 55 |
| KENDALL REGIONAL MEDICAL CENTER LAB | 3 | | 52 | 95% | 55 |
| WEST ISLIP URGENT CARE | | 50 | 5 | 9% | 55 |
| PREMIER MEDICAL ASSOCIATES ALL FLORIDA LLC | | 54 | 1 | 2% | 55 |
| HIGHLANDS COUNTY FIRE RESCUE | | 55 | | | 55 |
| ADVANCE URGENT CARE CENTER, LLC | | 12 | 43 | 78% | 55 |
| THE MEDICAL GROUP OF SOUTH FLORIDA INC | | 49 | 6 | 11% | 55 |
| CARE 4 U MANAGEMENT, INC | | | 55 | 100% | 55 |
| RESIDENTIAL PLAZA AT BLUE LAGOON INC | | 50 | 4 | 7% | 54 |
| MIAMI CLINICAL RESEARCH CORP | | 12 | 42 | 78% | 54 |
| MEASE CONTINUING CARE | | 52 | 2 | 4% | 54 |
| ROCHESTER GENERAL HOSPITAL LABORATORY | | 50 | 4 | 7% | 54 |
| CLERMONT HEALTH AND REHAB | | 40 | 14 | 26% | 54 |

COVID-19: testing by laboratory

Data through May 7, 2021 verified as of May 8, 2021 at 09:25 AM

Data in this report are provisional and subject to change.

The numbers in the table below represent the number of Florida and non-Florida residents for whom test results were received by the Department of Health. A person can be tested by more than one laboratory and can have both positive and negative results. **Therefore, the sum of the numbers in each column will be larger than the total number of people tested.**

| Reporting lab | Inconclusive | Negative | Positive | Percent positive | Total |
|---|--------------|----------|----------|------------------|-------|
| ST. CLOUD MEDICAL GROUP | | 54 | | | 54 |
| REOPEN DIAGNOSTICS | | | 54 | 100% | 54 |
| TGH URGENT CARE - WESLEY CHAPEL | | | 54 | 100% | 54 |
| MINUTECLINIC DIAGNOSTIC OF NORTH CAROLINA | | 52 | 2 | 4% | 54 |
| CERTUS MTD OPCP LLC | | 52 | 2 | 4% | 54 |
| CAMBRIDGE SECURITY SERVICES | | 51 | 3 | 6% | 54 |
| CHIPOLA QUICK CARE | | 47 | 7 | 13% | 54 |
| FAMILY EXTENDED CARE OF PUNTA GORDA | | 54 | | | 54 |
| APOLLOMDX LABS | | 32 | 22 | 41% | 54 |
| SARASOTA CO. HEALTH DEPT # 58 | | 40 | 14 | 26% | 54 |
| UNITED LABORATORY SERVICES CORPORATION | | 38 | 16 | 30% | 54 |
| ORCHID COVE AT DAYTONA | | 45 | 9 | 17% | 54 |
| FUTURE PEDIATRICS | | 51 | 3 | 6% | 54 |
| ADVENT HEALTH EXPRESS CARE | | 6 | 48 | 89% | 54 |
| JUNIPER VILLAGE AT NAPLES | | 53 | 1 | 2% | 54 |
| FLORIDA MEDICAL CLINIC IM MLK | | 33 | 20 | 38% | 53 |
| LITTLE NECK URGENT CARE | | 51 | 2 | 4% | 53 |
| PROFESSIONAL PEDIATRICS | | 51 | 2 | 4% | 53 |
| BASSETTI MEDICAL RESEARCH INC | | 35 | 18 | 34% | 53 |
| ST ANTHONYS PRIMARY CARE LLC/JACKSON STREET | | | 53 | 100% | 53 |
| GRAND VILLA OF LARGO | | 46 | 7 | 13% | 53 |
| SOMERSET | | | 53 | 100% | 53 |
| CDR MAGUIRE - MIAMI BEACH CC MISSION 17388 | | 2 | 51 | 96% | 53 |
| UNIVERSITY OF WEST FLORIDA, THE | | 52 | 1 | 2% | 53 |
| ADVENTHEALTH MEDICAL GROUP FAMILY & INTERNAL | | 26 | 27 | 51% | 53 |
| ALLIANCE COMMUNITY FOR RETIREMENT LIVING | | 53 | | | 53 |
| Osprey Point Nursing Center | | 51 | 2 | 4% | 53 |
| HOME CARE PHARMACY | | 53 | | | 53 |
| MISSION OAKS ASSISTED LIVING□ | | 51 | 2 | 4% | 53 |
| BITTINGS APOTHECARY INC | | 47 | 6 | 11% | 53 |
| QUOTIENT SCIENCES LABS LLC | | | 53 | 100% | 53 |
| ENCOMPASS HEALTH REHABILITATION HOSPITAL OF OCALA | | 52 | 1 | 2% | 53 |
| NIGHT LITE PEDIATRICS CENTER LLC | | 10 | 42 | 81% | 52 |
| Citymd Of Toms River | | 45 | 7 | 13% | 52 |
| PHILLIPPE RIDGE | | 40 | 12 | 23% | 52 |
| ADVENT HEALTH - LAKE WALES | | 40 | 12 | 23% | 52 |
| ADVENT HEALTH | | 49 | 3 | 6% | 52 |
| THE PALMS PHARMACY, INC | | 49 | 3 | 6% | 52 |
| FELICIDAD MEDICAL CENTER | | 5 | 47 | 90% | 52 |
| SNH BRFL TENANT LLC | 2 | 50 | | | 52 |
| BAY STREET PHARMACY□ | | 47 | 5 | 10% | 52 |
| LMH SKILLED NURSING UNIT | | 52 | | | 52 |
| QHC UPSTATE MEDICAL PC | | 42 | 10 | 19% | 52 |
| WINDSOR WOODS REHAB & HEALTHCARE CTR | | 46 | 6 | 12% | 52 |
| NORTHSIDE HOSPITAL EMERGENCY DEPT | | 48 | 4 | 8% | 52 |
| AMELIA ASSISTED LIVING FACILITY | | 52 | | | 52 |

COVID-19: testing by laboratory

Data through May 7, 2021 verified as of May 8, 2021 at 09:25 AM

Data in this report are provisional and subject to change.

The numbers in the table below represent the number of Florida and non-Florida residents for whom test results were received by the Department of Health. A person can be tested by more than one laboratory and can have both positive and negative results. **Therefore, the sum of the numbers in each column will be larger than the total number of people tested.**

| Reporting lab | Inconclusive | Negative | Positive | Percent positive | Total |
|---|--------------|----------|----------|------------------|-------|
| PINES NURSING HOME | | 50 | 2 | 4% | 52 |
| LEE MEMORIAL HEALTH SYSTEM | | 47 | 5 | 10% | 52 |
| IMA MEDICAL CENTER | | 34 | 18 | 35% | 52 |
| LPG PEDIATRICS AT PAGE FIELD | | 50 | 1 | 2% | 51 |
| INN AT THE FOUNTAINS, THE | | 34 | 17 | 33% | 51 |
| SOUTHEAST ALABAMA MEDICAL CENTER | | | 51 | 100% | 51 |
| BENTON HOUSE OF PORT ORANGE | | 44 | 7 | 14% | 51 |
| MINUTE CLINIC DIAGNOSTIC OF VIRGINIA, LLC | | 49 | 2 | 4% | 51 |
| ROADS PEDIATRICS,LLC | | 48 | 3 | 6% | 51 |
| AVANTE ST CLOUD | | 48 | 3 | 6% | 51 |
| CITY OF CAPE CORAL | | 38 | 13 | 25% | 51 |
| MARIANNA HEALTH AND REHABILITATION CENTER | | 50 | 1 | 2% | 51 |
| PATRICK MANOR INCORPORATED | | 51 | | | 51 |
| SOUTH CAROLINA DEPT OF HEALTH AND ENVIRONMENT CONTROL | | 11 | 40 | 78% | 51 |
| WALGREENS #10373 | | 49 | 2 | 4% | 51 |
| ENCOMPASS HEALTH REHABILITATION | | 49 | 2 | 4% | 51 |
| GULFVIEW MEDICAL INSTITUTE | | 51 | | | 51 |
| WELLSTAR KENNESTONE HOSPITAL | | 45 | 5 | 10% | 50 |
| GRAMERCY PARK URGENT CARE | | 48 | 2 | 4% | 50 |
| MULBERRY'S MOBILE PROVIDER SERVICES LLC | | 33 | 17 | 34% | 50 |
| BETHUNE-COOKMAN UNIVERSITY | | 32 | 18 | 36% | 50 |
| OCCUPATIONAL HEALTH CENTERS OF THE SOUTHWEST PA | | 44 | 6 | 12% | 50 |
| RAINBOW PEDIATRICS PC LLC / BREAKFAST POINT | | 39 | 11 | 22% | 50 |
| PRACTICE MANAGEMENT OF AMERICA, INC. | | 7 | 43 | 86% | 50 |
| SUNSHINE ASSISTED LIVING | | 50 | | | 50 |
| HILA BECKERMAN MD LLC | 1 | 45 | 4 | 8% | 50 |
| SMH PHYSICIAN SERVICES INC | | 49 | 1 | 2% | 50 |
| HEALTH FIRST - CAPE CANAVERAL HOSPITAL | | 1 | 49 | 98% | 50 |
| PREMIER COMMUNITY HEALTHCARE GROUP INC | | 46 | 4 | 8% | 50 |
| PORT ST. LUCIE - ZAXBY'S | | 50 | | | 50 |
| ENCOMPASS HEALTH REHABILITATION HOSPITAL OF PANAMA CITY | | 45 | 5 | 10% | 50 |
| GRAND VILLA OF NEW PORT RICHEY | | 43 | 7 | 14% | 50 |
| ARCPPOINT LABS OF WEST PALM BEACH | | 9 | 41 | 82% | 50 |
| COURTYARD GARDENS OF BOYNTON BEACH, LLC | | 47 | 3 | 6% | 50 |
| POPLAR HEALTHCARE PLLC | 1 | 11 | 38 | 76% | 50 |
| CARE ATC - ANDES | | | 50 | 100% | 50 |
| CVS MINUTE CLINIC DIAGNOSTIC OF NORTH CAROL | | 44 | 6 | 12% | 50 |
| PANCARE HEALTH - BAY COUNTY - YOUNGSTOWN | | 45 | 5 | 10% | 50 |
| SOFT CELL LABORATORIES | | 45 | 4 | 8% | 49 |
| FHMG_CTR FOR SENIOR HEALTH | | 44 | 5 | 10% | 49 |
| USF | | 1 | 48 | 98% | 49 |
| LPG PRIMARY CARE AT COLONIAL CENTER DRIVE | | 40 | 9 | 18% | 49 |
| Guardian Care Nursing and Rehabilitation Center | | 49 | | | 49 |
| NORTHBROOK CENTER FOR | | 47 | 2 | 4% | 49 |
| WALGREENS_PEMBROKE PINES | | 41 | 8 | 16% | 49 |
| S-H THIRTY FIVE OPCO - LUTZ, LLC | | 48 | 1 | 2% | 49 |

COVID-19: testing by laboratory

Data through May 7, 2021 verified as of May 8, 2021 at 09:25 AM

Data in this report are provisional and subject to change.

The numbers in the table below represent the number of Florida and non-Florida residents for whom test results were received by the Department of Health. A person can be tested by more than one laboratory and can have both positive and negative results. **Therefore, the sum of the numbers in each column will be larger than the total number of people tested.**

| Reporting lab | Inconclusive | Negative | Positive | Percent positive | Total |
|--|--------------|----------|----------|------------------|-------|
| CARE CENTERS OF NASSAU LLC MINER ROAD NORTH | | 49 | | | 49 |
| DOH | | 23 | 26 | 53% | 49 |
| ADVENTIST HEALTH SYSTEM FLORIDA | | 34 | 15 | 31% | 49 |
| MADISON COUNTY MEMORIAL HOSPITAL LABORATORY | | 15 | 34 | 69% | 49 |
| ALLEGRO | | 47 | 2 | 4% | 49 |
| ALWAYS BEST CARE SENIOR SERVICES | | 44 | 5 | 10% | 49 |
| TNC WALK IN CLINIC | | 37 | 12 | 24% | 49 |
| ROYAL PALM SENIOR RESIDENCE | | 49 | | | 49 |
| SOLARIS SENIOR LIVING NORTH NAPLES | | 48 | 1 | 2% | 49 |
| LYSTER ACH FT RUCKER AL | | 45 | 3 | 6% | 48 |
| SEWANEE MOLECULAR DIAGNOSTICS LABORATO | | 48 | | | 48 |
| HERNANDO ENDOSCOPY AND SURGERY CENTER | | 37 | 11 | 23% | 48 |
| INTERCOASTAL MEDICAL GROUP | | 2 | 46 | 96% | 48 |
| BAY CENTER HURRICANE SHELTER | | 48 | | | 48 |
| THE TERRACE OF JACKSONVILLE | | 3 | 45 | 94% | 48 |
| GRAND VILLA OF PINELLAS PARK | | 46 | 2 | 4% | 48 |
| COURTYARD GARDENS OF JUPITER | | 48 | | | 48 |
| FLAGLER HOSPITAL INC | 2 | | 46 | 96% | 48 |
| ISLAND URGENT CARE PLLC | | 44 | 4 | 8% | 48 |
| MORTON PLANT | | | 48 | 100% | 48 |
| ST JUDE LABORATORIES | | 43 | 5 | 10% | 48 |
| SOMA MEDICAL CENTER PA #3 | | 10 | 38 | 79% | 48 |
| ORLANDO HEALTH PRIMARY CARE PEDIATRICS | | 44 | 4 | 8% | 48 |
| URGENT CARE & WELLNESS CENTER | | 15 | 33 | 69% | 48 |
| BAPTIST URGENT CARE | | 44 | 4 | 8% | 48 |
| ALLIANCE OF PHYSICIANS AGAINST COVID-19 | | 1 | 47 | 98% | 48 |
| OZ | | 48 | | | 48 |
| FLORIDA HOSPITAL PHYSICIAN GROUP | | 29 | 19 | 40% | 48 |
| PREMIER MEDICAL ASSOCIATES | | 46 | 2 | 4% | 48 |
| CAREMED INTERNAL MEDICINE | | 30 | 18 | 38% | 48 |
| NAPLES PEDIATRICS INC□ | | 43 | 5 | 10% | 48 |
| GRAND OAKS OF PALM CITY LLC□ | 1 | 41 | 6 | 13% | 48 |
| LAKE COUNTY SCHOOLS EMPLOYEE HEALTH CENTER | | 34 | 13 | 28% | 47 |
| COMPLETE HOME CARE OF THE PALM BEACHES LLC | | 43 | 4 | 9% | 47 |
| SAN CARLOS PHARMACY | | 39 | 8 | 17% | 47 |
| FAMILY EXTENDED CARE OF WINTER HAVEN | | 45 | 2 | 4% | 47 |
| INTERLAB | | 1 | 46 | 98% | 47 |
| WINTER GARDEN REHAB AND NURSING CENTER | | 43 | 4 | 9% | 47 |
| POINTE AT NEW PORT PLACE,THE | | 47 | | | 47 |
| GULFSIDE HOSPICE INC | | 44 | 3 | 6% | 47 |
| AU MEDICAL CENTER, INC | 1 | 41 | 5 | 11% | 47 |
| EMORY CLINIC, THE | | 44 | 3 | 6% | 47 |
| GRAND VILLA OF ST. PETERSBURG | | 45 | 2 | 4% | 47 |
| NAVARRE GARDENS | | 41 | 6 | 13% | 47 |
| MOBILE DOC FL, LLC | | 29 | 18 | 38% | 47 |
| NORTH FLORIDA / SOUTH GEORGIA VETERANS HEALTH SYSTEM | | 1 | 45 | 98% | 46 |

COVID-19: testing by laboratory

Data through May 7, 2021 verified as of May 8, 2021 at 09:25 AM

Data in this report are provisional and subject to change.

The numbers in the table below represent the number of Florida and non-Florida residents for whom test results were received by the Department of Health. A person can be tested by more than one laboratory and can have both positive and negative results. **Therefore, the sum of the numbers in each column will be larger than the total number of people tested.**

| Reporting lab | Inconclusive | Negative | Positive | Percent positive | Total |
|---|--------------|----------|----------|------------------|-------|
| EAST MANATEE FAMILY | 1 | 1 | 44 | 96% | 46 |
| LUTHERAN HAVEN EXTENDED CONGREGATE CAR | | 46 | | | 46 |
| COLLIER BLVD HMA PHYSICIAN MANAGEMENT LLC | | 46 | | | 46 |
| MINUTECLINIC DIAGNOSTIC OF LOUISIANA, | | 43 | 3 | 7% | 46 |
| ADULT MEDICINE OF LAKE COUNTY INC | | | 46 | 100% | 46 |
| TRICORE REF LABS - UNIV OF NM | | 46 | | | 46 |
| UNIVERSITY BEHAVIORAL CENTER | | 46 | | | 46 |
| KAPG ST AUGUSTINE SENIOR HOUSING OPCO LLC | | 37 | 9 | 20% | 46 |
| MINUTECLINIC DIAGNOSTIC OF LOUISIANA | | 43 | 3 | 7% | 46 |
| GRAND VILLA OF ENGLEWOOD | | 41 | 5 | 11% | 46 |
| UNION MEDICAL CARE | | 46 | | | 46 |
| PREMIER PLACE HEALTHCARE AT THE GLENVIEW | | 46 | | | 46 |
| H LEE MOFFITT CANCER CENTER MICRO | | 46 | | | 46 |
| ADVENT HEALTH MEDICAL GROUP OB GYN AT | | 40 | 6 | 13% | 46 |
| WG EVERGREEN WOODS SH LLC | | 46 | | | 46 |
| MID-FLORIDA PATHOLOGY, LLC | | 35 | 11 | 24% | 46 |
| FLORIDA DEPARTMENT OF HEALTH CLAY COUNTY | | 32 | 14 | 30% | 46 |
| WALGREENS 3145 | | 43 | 3 | 7% | 46 |
| HARTFORD HEALTH SERVICES LLC | | 46 | | | 46 |
| THORNBURG PEDIATRICS | | 42 | 4 | 9% | 46 |
| WEISS PEDIATRIC CARE LLC | | 31 | 14 | 31% | 45 |
| LARA HEALTH AND WELLNESS CENTER LLC | | 45 | | | 45 |
| VOLUSIA COUNTY BRANCH JAIL | | 1 | 44 | 98% | 45 |
| CAREHERE LAKE SCHOOLS EMPLOYEE HEALTH CENTER | | 31 | 14 | 31% | 45 |
| BRP SH OPCO LLC | | 45 | | | 45 |
| BD MEDICAL SYSTEMS | | 43 | 2 | 4% | 45 |
| AVALON PARK RETIREMENT RESIDENCE | | 43 | 2 | 4% | 45 |
| IMA MEDICAL GROUP POINCIANA | | 18 | 27 | 60% | 45 |
| UNION MEDICAL CARE PLLC | | 44 | 1 | 2% | 45 |
| BENTON HOUSE OF ST. JOHNS | | 43 | 2 | 4% | 45 |
| EMORY UNIVERSITY HOSPITAL | | 37 | 8 | 18% | 45 |
| REDI-MED WALK-IN FAMILY CARE | | | 45 | 100% | 45 |
| TRIPLE O MEDICAL SERVICES INC | | 41 | 4 | 9% | 45 |
| EP MEDICAL EQUIPMENT PHARMACY | | 38 | 7 | 16% | 45 |
| NEOGENOMICS LABORATORIES INC | | 45 | | | 45 |
| SOUTHPORT SQUARE HARBOUR HEALTH | | 45 | | | 45 |
| ENCOMPASS HEALTH REHABILITATION HOSPITAL OF MIAMI | | 44 | 1 | 2% | 45 |
| STUART URGENT CARE | | | 45 | 100% | 45 |
| PLAINVIEW URGENT CARE | | 42 | 3 | 7% | 45 |
| COLLIER URGENT CARE CENTERS | | 44 | 1 | 2% | 45 |
| NEXT MOLECULAR ANALYTICS | | 14 | 31 | 69% | 45 |
| HUNT CLUB MEDICAL | | 15 | 29 | 66% | 44 |
| RADIOLOGY ASSOCIATES OF VENICE AND ENGLEWOOD | | 42 | 2 | 5% | 44 |
| LPG CONVENIENT CARE AT METRO | | 40 | 4 | 9% | 44 |
| BRONX LEBANON HOSPITAL-MEDICAL CENTER | | 40 | 4 | 9% | 44 |
| INNOVATIVE GX LABORATORIES | | 37 | 7 | 16% | 44 |

COVID-19: testing by laboratory

Data through May 7, 2021 verified as of May 8, 2021 at 09:25 AM

Data in this report are provisional and subject to change.

The numbers in the table below represent the number of Florida and non-Florida residents for whom test results were received by the Department of Health. A person can be tested by more than one laboratory and can have both positive and negative results. **Therefore, the sum of the numbers in each column will be larger than the total number of people tested.**

| Reporting lab | Inconclusive | Negative | Positive | Percent positive | Total |
|--|--------------|----------|----------|------------------|-------|
| THE MERIDIAN AT BOCA RATON | 1 | 43 | | | 44 |
| BENTON HOUSE OF CLERMONT | | 44 | | | 44 |
| ASHTON PLACE | 3 | 37 | 4 | 9% | 44 |
| KINDRED HOSPITAL OCALA | | 40 | 4 | 9% | 44 |
| PASSPORT HEALTH ORLANDO | | 44 | | | 44 |
| LOURDES HOSPITAL INC | | 42 | 2 | 5% | 44 |
| FLORIDA HOSPITAL | | 28 | 16 | 36% | 44 |
| BIOFIRE | | 11 | 33 | 75% | 44 |
| Gulf Shore Care Center | | 39 | 5 | 11% | 44 |
| PEDIATRICS OF CENTRAL FLORIDA – SAINT CLOUD | 2 | 40 | 2 | 5% | 44 |
| ST LUCIE COUNTY JAIL | | 29 | 15 | 34% | 44 |
| MAKO MEDICAL | | 21 | 23 | 52% | 44 |
| PRINCETON VILLAGE□ | | 40 | 4 | 9% | 44 |
| JACK BANDEL MD PA | | 43 | 1 | 2% | 44 |
| NEWPATH DIAGNOSTICS | | 36 | 8 | 18% | 44 |
| JACKSONVILLE PEDIATRICS | | 28 | 15 | 35% | 43 |
| EC OPCO TIMBERLIN PARC LLC | | 43 | | | 43 |
| KISSIMMEE VA OUTPATIENT CLINIC | | 40 | 3 | 7% | 43 |
| BRANCH MEDICAL CLINIC | | | 43 | 100% | 43 |
| WOLFF CTR FOR CHILD & ADOLESCENT HEALTH PLLC,THE | | 26 | 17 | 40% | 43 |
| LAKE MARY KIDS CENTRA CARE | | 33 | 10 | 23% | 43 |
| ADVENTHEALTH MEDICAL GROUP PULMONOLOGY | | 37 | 6 | 14% | 43 |
| CRESTVIEW IMMEDIATE CARE LL | | 19 | 24 | 56% | 43 |
| ORLANDO ORTHOPAEDIC OUTPATIENT SURGERY CENTER | | 37 | 6 | 14% | 43 |
| COMMUNITY MEDICAL CARE CENTER INC | | | 43 | 100% | 43 |
| Grand Villa of Deerfield Beach | | 39 | 4 | 9% | 43 |
| DUVAL PHARMACY | | 32 | 11 | 26% | 43 |
| WALK IN MEDICAL URGENT CARE | | 43 | | | 43 |
| VENICE URGENT CARE – GULF COAST | | 1 | 42 | 98% | 43 |
| University Hospital | | 36 | 7 | 16% | 43 |
| A AND R RESEARCH GROUP LLC | | 38 | 5 | 12% | 43 |
| WHITE-WILSON MEDICAL CENTER | | 32 | 11 | 26% | 43 |
| PINELLAS INTERNAL MEDICINE ASSOCIATES | 1 | 39 | 3 | 7% | 43 |
| University Hills health and Rehabilitation | | 33 | 10 | 23% | 43 |
| BAYCARE MEDICAL GROUP INC | | 3 | 40 | 93% | 43 |
| FIRST CHOICE URGENT CARE | | 12 | 31 | 72% | 43 |
| UNIVERSITY MEDICAL CTR OF PRINCETON AT | | 40 | 2 | 5% | 42 |
| PACIFICA SENIOR LIVING OCALA | | 37 | 5 | 12% | 42 |
| KIVA AT CANTERBURY | | 25 | 17 | 40% | 42 |
| STAT ONE URGENT CARE CENTER | | 2 | 40 | 95% | 42 |
| A & R RESEARCH GROUP | | 35 | 7 | 17% | 42 |
| ATRIA WILLOW WOOD | | 40 | 2 | 5% | 42 |
| CITRUS COUNTY HEALTH DEPARTMENT | | 36 | 6 | 14% | 42 |
| CLINICAL LABORATORY | | 42 | | | 42 |
| LONGLEAF DIAGNOSTIC LABORATORIES | | 13 | 29 | 69% | 42 |
| EASTERN SHORE URGENT CARE | | 31 | 11 | 26% | 42 |

COVID-19: testing by laboratory

Data through May 7, 2021 verified as of May 8, 2021 at 09:25 AM

Data in this report are provisional and subject to change.

The numbers in the table below represent the number of Florida and non-Florida residents for whom test results were received by the Department of Health. A person can be tested by more than one laboratory and can have both positive and negative results. **Therefore, the sum of the numbers in each column will be larger than the total number of people tested.**

| Reporting lab | Inconclusive | Negative | Positive | Percent positive | Total |
|---|--------------|----------|----------|------------------|-------|
| SEBRING PEDIATRICS LLC | | 19 | 23 | 55% | 42 |
| Atlantic Shore Nursing and Rehab | | 42 | | | 42 |
| D W MCMILLAN MEMORIAL HOSPITAL | | 31 | 11 | 26% | 42 |
| STETSON UNIVERSITY STUDENT HEALTH CENTER | | 3 | 39 | 93% | 42 |
| NORTHWELL HEALTH PLAINVIEW HOSPITAL LABORATORY | | 33 | 9 | 21% | 42 |
| CARILLON SPORTS AND FAMILY MEDICINE | | 32 | 10 | 24% | 42 |
| LABORATORY MEDICINE CONSULTANTS-LMC PA | | 39 | 3 | 7% | 42 |
| MAIMONIDES-SHALOM ACADEMY, INC | | 41 | 1 | 2% | 42 |
| ENCORE AT BOCA RATON, THE | | | 42 | 100% | 42 |
| ACCESS 365 URGENT CARE | | 15 | 27 | 64% | 42 |
| CITRUS CARE CLINIC | | | 42 | 100% | 42 |
| RIVERHEAD URGENT CARE | | 41 | 1 | 2% | 42 |
| SOUTHCOR LABORATORY | | 7 | 34 | 83% | 41 |
| UNIVERSITY OF ALABAMA | | 38 | 3 | 7% | 41 |
| WELLMED AT PLANT CITY | | 23 | 18 | 44% | 41 |
| MEDEX MEDICAL EXPRESS OF PALATKA LLC | | | 41 | 100% | 41 |
| PORT SAINT JOHN FAMILY PRACTICE | | 25 | 16 | 39% | 41 |
| ADVENT HEALTH CENTRA CARE - LAKE LAND | | 30 | 11 | 27% | 41 |
| NIGHT LITE PEDIATRIC CENTER | | 10 | 31 | 76% | 41 |
| FLORIDA HOSPITAL NEW SMYRNA | | 4 | 37 | 90% | 41 |
| LEE COMMUNITY HEALTHCARE INC CAPE CORAL | | 38 | 3 | 7% | 41 |
| CROSSROADS URGENT CARE | | 26 | 15 | 37% | 41 |
| MARQUESA MEDICAL | | 37 | 4 | 10% | 41 |
| CAPITAL REGIONAL MEDICAL CENTER | | 2 | 39 | 95% | 41 |
| DCH REGIONAL MEDICAL CENTER LABORATORY | | 39 | 2 | 5% | 41 |
| PEDIATRICS OF CENTRAL FLORIDA KISSI | | 33 | 8 | 20% | 41 |
| BOND CLINIC, PA | | 11 | 30 | 73% | 41 |
| BULLS HEAD URGENT CARE | | 39 | 2 | 5% | 41 |
| MINUTECLINIC, LLC, DBA MINUTECLINIC #5 | | 37 | 4 | 10% | 41 |
| FAMILY AND INTERNAL MEDICINE AT AVALON PARK | | 36 | 4 | 10% | 40 |
| CLINICAL PATHOLOGY LABORATORIES, INC | | 40 | | | 40 |
| LPG PRIMARY CARE AT CAPE CORAL PARKWAY | | 33 | 7 | 18% | 40 |
| MEDEXPRESS URGENT CARE WEST TAMPA | | | 40 | 100% | 40 |
| PRIDE DIAGNOSTICS | | 24 | 16 | 40% | 40 |
| M&V SAN JOSE MEDICAL CENTER | | | 40 | 100% | 40 |
| STATCARE URGENT AND WALK-IN MEDICAL CA | | 37 | 3 | 8% | 40 |
| BELVEDERE COMMONS OF SUN CITY CENTER | | 40 | | | 40 |
| VETERANS AFFAIRS MEDICAL CENTER - NEW YORK HARBOR | | 38 | 2 | 5% | 40 |
| GENEXPERT | | | 40 | 100% | 40 |
| THE LODGE AND REHABILITATION CENTER | | 24 | 16 | 40% | 40 |
| ANDALUSIA HEALTH | | 23 | 17 | 43% | 40 |
| PEDIATRICS IN BREVARD-COCOA BEACH | | 34 | 5 | 13% | 39 |
| MINUTE CLINIC LLC #2216 | | 36 | 3 | 8% | 39 |
| JUNIPER VILLAGE AT CAPE CORAL | | 34 | 5 | 13% | 39 |
| STEWART MEDICAL GROUP, INC | | 21 | 18 | 46% | 39 |
| SOUTHEAST GEORGIA HEALTH SYSTEM, INC | | 34 | 5 | 13% | 39 |

COVID-19: testing by laboratory

Data through May 7, 2021 verified as of May 8, 2021 at 09:25 AM

Data in this report are provisional and subject to change.

The numbers in the table below represent the number of Florida and non-Florida residents for whom test results were received by the Department of Health. A person can be tested by more than one laboratory and can have both positive and negative results. **Therefore, the sum of the numbers in each column will be larger than the total number of people tested.**

| Reporting lab | Inconclusive | Negative | Positive | Percent positive | Total |
|--|--------------|----------|----------|------------------|-------|
| GUYAN VALLEY WELLNESS CENTER | | 32 | 7 | 18% | 39 |
| METROPOLITAN CHARITIES INC | | 36 | 3 | 8% | 39 |
| GEORGIA HEART CENTER (MSC 53), NAVICEN | | 37 | 2 | 5% | 39 |
| CORRECTIONAL MEDICAL GROUP | | 27 | 12 | 31% | 39 |
| BROOKDALE BRANDON | 1 | 38 | | | 39 |
| ISLAMORADA VILLAGE OF ISLANDS FIRE RESCUE | | 36 | 3 | 8% | 39 |
| MINUTECLINIC DIAGNOSTIC OF RHODE ISLAND, LLC #1544 | | 38 | 1 | 3% | 39 |
| LEE PHYSICIAN GROUP | | 34 | 5 | 13% | 39 |
| BAYSHORE PATHOLOGY CONSULTANTS PA | | 37 | 2 | 5% | 39 |
| CLINICAL RESEARCH SEQUENCING PLATFORM | | 8 | 31 | 79% | 39 |
| CEDAR CREEK AT KINGS BAY INC | | 39 | | | 39 |
| PALM POINT BEHAVIORAL HEALTH | | 39 | | | 39 |
| WG BAYPOINT VILLAGE SH LLC | | 38 | 1 | 3% | 39 |
| FAMILY CARE PARTNERS URGENT CARE LLC | | 31 | 8 | 21% | 39 |
| HOUSE CALLS PROFESSIONAL LLC | | 35 | 4 | 10% | 39 |
| ACTIVE SENIOR LIVING | | 37 | 2 | 5% | 39 |
| BAY COUNTY JAIL ANNEX | | 34 | 5 | 13% | 39 |
| CENTERPLACE HEALTH | | 16 | 23 | 59% | 39 |
| WALGREENS COVID-19 | | 27 | 12 | 31% | 39 |
| TAYLORVILLE FAMILY MEDICINE | | 32 | 7 | 18% | 39 |
| ARTHREX MEDICAL CENTER EAST | | 25 | 13 | 34% | 38 |
| ATRIA SAN PABLO | | 36 | 2 | 5% | 38 |
| CCRC @ SUNFLOWER LLC | | 35 | 3 | 8% | 38 |
| MINUTE CLINIC DIAGNOSTIC OF VIRGINIA | | 31 | 7 | 18% | 38 |
| AUTUMN OF SARASOTA | | 12 | 26 | 68% | 38 |
| HOMEWOOD RESIDENCE AT FREEDOM PLAZA | | 37 | 1 | 3% | 38 |
| INNOVATION CLINICAL TRIALS, INC | | | 38 | 100% | 38 |
| BAYSIDE LABORATORIES INC | | 38 | | | 38 |
| LPG PRIMARY CARE AT MATTHEW DRIVE | | 32 | 6 | 16% | 38 |
| MINUTE CLINIC DIAGNOSTIC OF NEW JERSEY | | 37 | 1 | 3% | 38 |
| CLEARWATER EMPLOYEE HEALTH CLINIC | | 19 | 19 | 50% | 38 |
| ROCKLAND URGENT CARE FAMILY HEALTH NP | | 36 | 2 | 5% | 38 |
| HARMONY HEALTH OPCO, LLC | | 17 | 21 | 55% | 38 |
| Life Care Center of Citrus County | | 37 | 1 | 3% | 38 |
| ALPHA PHARMACY | | 35 | 3 | 8% | 38 |
| WEINBERG VILLAGE | | 37 | 1 | 3% | 38 |
| WARDE MEDICAL LABORATORY | | 29 | 9 | 24% | 38 |
| WASHINGTON COUNTY HEALTH DEPARTMENT | | 25 | 13 | 34% | 38 |
| MEDEMERGE | | 36 | 2 | 5% | 38 |
| ST AUGUSTINE PEDIATRIC ASSOC | | 33 | 5 | 13% | 38 |
| CERON PEDIATRICS & INTEGRATIVE MEDICIN | | 38 | | | 38 |
| CONNECTICUT DEPARTMENT OF HEALTH | | 22 | 16 | 42% | 38 |
| Grand Villa of Dunedin | | 32 | 6 | 16% | 38 |
| MOLECULAR DIAGNOSTICS | | 5 | 33 | 87% | 38 |
| ONE MILO | | 37 | | | 37 |
| THE COLLIER AT NAPLES | | 36 | 1 | 3% | 37 |

COVID-19: testing by laboratory

Data through May 7, 2021 verified as of May 8, 2021 at 09:25 AM

Data in this report are provisional and subject to change.

The numbers in the table below represent the number of Florida and non-Florida residents for whom test results were received by the Department of Health. A person can be tested by more than one laboratory and can have both positive and negative results. **Therefore, the sum of the numbers in each column will be larger than the total number of people tested.**

| Reporting lab | Inconclusive | Negative | Positive | Percent positive | Total |
|---|--------------|----------|----------|------------------|-------|
| PECONIC BAY MEDICAL CENTER LABORATORY | | 28 | 9 | 24% | 37 |
| CENTRAL FLORIDA HEALTH CARE INC WAUCHULA SITE 2 | | 29 | 8 | 22% | 37 |
| HOLLISMED LLC | | 35 | 2 | 5% | 37 |
| MINUTE CLINIC DIAGNOSTIC OF SC, LLC #75 | | 35 | 2 | 5% | 37 |
| PATHGROUP | | 9 | 28 | 76% | 37 |
| MINUTECLINIC DIAGNOSTIC OF MICHIGAN | | 34 | 3 | 8% | 37 |
| FAMILY EXTENDED CARE OF SEBRING INC | | 35 | 2 | 5% | 37 |
| PONCE THERAPY CARE CENTER | | 34 | 3 | 8% | 37 |
| ASSISTED LIVING OF BROWARD | | 37 | | | 37 |
| PATHOGENIUS LABORATORIES | | 30 | 7 | 19% | 37 |
| HR SARASOTA OPERATOR LLC | | 25 | 12 | 32% | 37 |
| FORT CAROLINE GARDENS, INC | | 34 | 3 | 8% | 37 |
| FLORIDA MEDICAL CL ODOM TPA | | 22 | 15 | 41% | 37 |
| ACCURATE DIAGNOSTIC LAB | | 35 | 2 | 5% | 37 |
| ST. MARYS MEDICAL CENTER | | 1 | 36 | 97% | 37 |
| TRADITIONAL HOME CARE INC | | 35 | 2 | 5% | 37 |
| ALAN A SMITH MD LLC | | 34 | 3 | 8% | 37 |
| CITY OF NAPLES FIRE RESCUE | | 32 | 5 | 14% | 37 |
| LPG PRIMARY CARE AT BONITA BAY LIFESTYLE CENTER | | 34 | 3 | 8% | 37 |
| COLLIER HMA PHYSICIAN MANAGEMENT LLC | | 27 | 10 | 27% | 37 |
| UNDERGROUND FREE CLINIC | | 36 | 1 | 3% | 37 |
| MARYLAND DEPARTMENT OF HEALTH | | | 37 | 100% | 37 |
| HOLZER HEALTH CENTER | | 5 | 32 | 86% | 37 |
| PULSE & REMEDY LLC | | 22 | 15 | 41% | 37 |
| CARE HERE | | 12 | 25 | 68% | 37 |
| HARBORCHASE OF WELLINGTON CROSSING | | 34 | 2 | 6% | 36 |
| TAMPA URGENT CARE | | | 36 | 100% | 36 |
| FLORIDA PRESBYTERIAN HOMES INC | | 34 | 2 | 6% | 36 |
| ADVENTHEALTH MEDICAL GROUP FAMILY MEDICINE AT RDV | | 36 | | | 36 |
| VIKOR SCIENTITIC | | 5 | 31 | 86% | 36 |
| UNIPATH | | 24 | 12 | 33% | 36 |
| STATCARE URGENT & WALK IN MEDICAL CARE | | 32 | 4 | 11% | 36 |
| BVL/LITTLE ANGEL PEDIATRICS | | 36 | | | 36 |
| GRAND LIVING AT LAKEWOOD RANCH | | 35 | 1 | 3% | 36 |
| MEDCOMP SCIENCES | | | 36 | 100% | 36 |
| EASYCARE WALK-IN CLINIC | 1 | 14 | 21 | 58% | 36 |
| FLORIDA PEDIATRIC GROUP PA | | 28 | 8 | 22% | 36 |
| Kensington Gardens | | 36 | | | 36 |
| NCHD | | 22 | 14 | 39% | 36 |
| JACKSON HEALTH SYSTEM | | 2 | 34 | 94% | 36 |
| MAINSTREET FAMILY URGENT CARE | | 1 | 35 | 97% | 36 |
| MINUTE CLINIC, LLC DBA MINUTECLINIC #4505 | | 33 | 3 | 8% | 36 |
| VILLA COURT LLC | | 36 | | | 36 |
| JUPITER MEDICAL CENTER PHYSICIANS GROUP, INC | | 32 | 4 | 11% | 36 |
| PARKSIDE HEALTH AND REHABILITATION CENTER | | | 36 | 100% | 36 |
| PHYSICIAN ASSOCIATES LLC | | 26 | 10 | 28% | 36 |

COVID-19: testing by laboratory

Data through May 7, 2021 verified as of May 8, 2021 at 09:25 AM

Data in this report are provisional and subject to change.

The numbers in the table below represent the number of Florida and non-Florida residents for whom test results were received by the Department of Health. A person can be tested by more than one laboratory and can have both positive and negative results. **Therefore, the sum of the numbers in each column will be larger than the total number of people tested.**

| Reporting lab | Inconclusive | Negative | Positive | Percent positive | Total |
|---|--------------|----------|----------|------------------|-------|
| MEDPEDS ASSOCIATES OF SARASOTA PA | | 32 | 3 | 9% | 35 |
| P23 LABS | | 35 | | | 35 |
| REDI-MED WALK IN FAMILY CLINIC | | | 35 | 100% | 35 |
| BOCA TOXICOLOGY LLC | | 33 | 2 | 6% | 35 |
| FAST PACE MEDICAL CLINIC | | 30 | 5 | 14% | 35 |
| JAMAICA HOSPITAL MEDICAL CENTER | | 31 | 4 | 11% | 35 |
| LABORATORY ALLIANCE OF CENTRAL NEW YORK | | 33 | 2 | 6% | 35 |
| ROSWELL PAIN SPECIALISTS | 1 | 33 | 1 | 3% | 35 |
| MIDDLETOWN MEDICAL P C | | 25 | 10 | 29% | 35 |
| CHILDREN'S MEDICAL CENTER | | 1 | 34 | 97% | 35 |
| BAYCARE HEALTH SYSTEMS, LLC | | | 35 | 100% | 35 |
| LAKELAND NURSING AND REHABILITATION CENTER | | | 35 | 100% | 35 |
| PHOSPHORUS DIAGNOSTICS | | 27 | 8 | 23% | 35 |
| GRACE COMMUNITY PHARMACY | | 3 | 32 | 91% | 35 |
| POARCH BANC CREEK INDIANS TRIBAL HEALTH DEPARTMENT | | | 35 | 100% | 35 |
| NORTH PINELLAS CHILDRENS MEDICAL CENTER | | | 35 | 100% | 35 |
| ALABAMA CLINICS | | 19 | 16 | 46% | 35 |
| HUNTINGTON STATION URGENT CARE | | 34 | 1 | 3% | 35 |
| WUESTHOFF MEMORIAL HOSPITAL | | | 35 | 100% | 35 |
| CANCER RESEARCH LAB, BOB JONES UNIVERSITY | | 30 | 5 | 14% | 35 |
| TUSCAN GARDENS OF DELRAY BEACH MANAGEMENT COMPANY, | | 34 | 1 | 3% | 35 |
| BUREAU OF PUBLIC HEALTH | 1 | 14 | 20 | 57% | 35 |
| METRO KNOXVILLE HMA | | 25 | 10 | 29% | 35 |
| ADVENT HEALTH - FISH MEMORIAL | | 2 | 33 | 94% | 35 |
| IRL | | 4 | 31 | 89% | 35 |
| FHMG - FLORIDA HOSPITAL MEDICAL GROUP | | 25 | 10 | 29% | 35 |
| ISLAND LAKE CENTER | | 14 | 21 | 60% | 35 |
| SOUTHEASTERN OUTPATIENT SURGERY CENTER | | 32 | 3 | 9% | 35 |
| NEUROINTERNATIONAL SARASOTA | | 32 | 3 | 9% | 35 |
| SANITAS | | 4 | 30 | 88% | 34 |
| COLORADO DEPARTMENT OF PUBLIC HEALTH AND ENVIRONMENT | | | 34 | 100% | 34 |
| GRAND VILLA OF DELRAY EAST | | 34 | | | 34 |
| GRAND VILLA OF BOYNTON BEACH | | 33 | 1 | 3% | 34 |
| Heartland Health Care Center North Sarasota | | 20 | 14 | 41% | 34 |
| REVA INC | | 30 | 4 | 12% | 34 |
| MORTON PLANT HOSPITAL - ADLER INSTITUTE OF LAB MEDICINE | | 2 | 32 | 94% | 34 |
| PARAMOUNT WALK-IN CLINIC | | 1 | 33 | 97% | 34 |
| AYERS NURSING AND REHABILITATION CENTER | | 34 | | | 34 |
| FLORIDA ENDOSCOPY & SURGERU CTR LLC | | 34 | | | 34 |
| SOUTHWEST LABS | | 34 | | | 34 |
| HARBOUR ISLAND PEDIATRICS | | 24 | 10 | 29% | 34 |
| LONG TERM CARE OF GULF BREEZE LLC | | 30 | 4 | 12% | 34 |
| FLORIDA DEPARTMENT OF HEALTH IN MONROE COUNTY | | 27 | 7 | 21% | 34 |
| CIGNA PBSO WEST PALM | | 3 | 31 | 91% | 34 |
| THE SPRINGS OF PARC HILL | | 33 | 1 | 3% | 34 |
| MIGUEL E TREVINO MD PA | | 30 | 4 | 12% | 34 |

COVID-19: testing by laboratory

Data through May 7, 2021 verified as of May 8, 2021 at 09:25 AM

Data in this report are provisional and subject to change.

The numbers in the table below represent the number of Florida and non-Florida residents for whom test results were received by the Department of Health. A person can be tested by more than one laboratory and can have both positive and negative results. **Therefore, the sum of the numbers in each column will be larger than the total number of people tested.**

| Reporting lab | Inconclusive | Negative | Positive | Percent positive | Total |
|--|--------------|----------|----------|------------------|-------|
| LONG BEACH URGENT CARE | | 34 | | | 34 |
| CVS NC3516POCT WINSTON SALEM | | 30 | 4 | 12% | 34 |
| MARTHA'S HOUSE & ASSISTED LIVING FACILITY | | 34 | | | 34 |
| WALGREENS_COCONUT CREEK | | 27 | 7 | 21% | 34 |
| AMMON ANALYTICAL LABORATORIES | | 30 | 4 | 12% | 34 |
| CARLOS F FUSTER MD PA | | 32 | 2 | 6% | 34 |
| RASHDA ALBIBI M.D. P.A. | | 31 | 3 | 9% | 34 |
| STEINHATCHEE DRUGS | | 27 | 6 | 18% | 33 |
| EVERLYWELL | | 19 | 14 | 42% | 33 |
| PIEDMONT HOSPITAL CLINICAL LABORATORY | | 30 | 3 | 9% | 33 |
| RESIDENCE AT BAY VUE | | 31 | 2 | 6% | 33 |
| BOND CLINIC | | 3 | 30 | 91% | 33 |
| OPIS COQUINA CENTER | | 32 | 1 | 3% | 33 |
| Consulate Health Care of Orange Park | | 27 | 6 | 18% | 33 |
| VETERAN AFFAIRS MEDICAL CENTER - JAMES J PETERS | | 30 | 3 | 9% | 33 |
| AHSE ROP | | 32 | 1 | 3% | 33 |
| GREENRIDGE GROUP HOME | 3 | 11 | 19 | 58% | 33 |
| AMBRY GENETICS CORPORATION | 23 | 10 | | | 33 |
| DIXIE COUNTY HEALTH DEPARTMENT | | 24 | 9 | 27% | 33 |
| NURSES HELPING HANDS INC ALF | | 33 | | | 33 |
| CORAL HOUSE ASSISTED LIVING COMMUNITY LLC | | 33 | | | 33 |
| West Gate Village, LLC | | 33 | | | 33 |
| CVS NC7047POCT DURHAM | | 33 | | | 33 |
| STATEN ISLAND UNIVERSITY HOSPITAL-POUCH | | 32 | 1 | 3% | 33 |
| NIGHT LITE PEDIATRICS URGENT CARE CENTER | | | 33 | 100% | 33 |
| SELECT PHYSICIANS ALLIANCE PL | | 33 | | | 33 |
| VETERANS HOME | | 1 | 32 | 97% | 33 |
| MED & CO INVESTMENT LLC | | 30 | 3 | 9% | 33 |
| WESTWOOD NURSING AND REHABILITATION | | 28 | 5 | 15% | 33 |
| GUIDEWELL EMERGENCY MEDICINE DOCTORS LLC #33 | | 21 | 12 | 36% | 33 |
| MINUTECLINIC DIAGNOSTIC OF ILLINOIS L | | 27 | 6 | 18% | 33 |
| VENICE REGIONAL BAYFRONT HEALTH | | | 33 | 100% | 33 |
| SANFORD MOBILE LAB PGA TOUR | | 32 | 1 | 3% | 33 |
| MINUTECLINIC DIAGNOSTIC OF TN PC #6435 | | 29 | 3 | 9% | 32 |
| A LILIKO'I PHARMACY LLC | | 29 | 3 | 9% | 32 |
| WOMENS CARE FLORIDA LABORATORY | | 25 | 7 | 22% | 32 |
| WILLAMETTE VALLEY TOXICOLOGY LLC | | 30 | 2 | 6% | 32 |
| WESTPAC LABS INC | 1 | 20 | 11 | 34% | 32 |
| GOOD SAMARITAN HOSPITAL LABORATORY | | 27 | 5 | 16% | 32 |
| JOSEF SCHENKER MD PC | | 32 | | | 32 |
| ADVANCED URGENT CARE | | 12 | 20 | 63% | 32 |
| COLORADO DEPARTMENT OF HEALTH LABORATORY SERVICES DIVISION | | | 32 | 100% | 32 |
| SANFORD PEDIATRIC ASSOCIATES, PA | | 29 | 3 | 9% | 32 |
| PASSPORT HEALTH OF TAMPA BAY | | 29 | 3 | 9% | 32 |
| ECHELONDX | | 32 | | | 32 |
| MADISON POINTE CARE CENTER | | 32 | | | 32 |

COVID-19: testing by laboratory

Data through May 7, 2021 verified as of May 8, 2021 at 09:25 AM

Data in this report are provisional and subject to change.

The numbers in the table below represent the number of Florida and non-Florida residents for whom test results were received by the Department of Health. A person can be tested by more than one laboratory and can have both positive and negative results. **Therefore, the sum of the numbers in each column will be larger than the total number of people tested.**

| Reporting lab | Inconclusive | Negative | Positive | Percent positive | Total |
|---|--------------|----------|----------|------------------|-------|
| LAKE MARY - STIRLING CENTER SUITE 202 | | | 32 | 100% | 32 |
| UNION CHD | | 29 | 3 | 9% | 32 |
| TREASURE ISLE LLC | | 32 | | | 32 |
| CARDIOLOGY AND MEDICINE ASSOCIATES INC | | 31 | 1 | 3% | 32 |
| WESTMINSTER ST AUGUSTINE | | 32 | | | 32 |
| IPSUM DIAGNOSTICS | | 3 | 29 | 91% | 32 |
| SYNIVERSE WELLNESS CENTER | | 27 | 5 | 16% | 32 |
| ORLANDO ORTHOPAEDIC CENTER | | 28 | 4 | 13% | 32 |
| COOPER HEALTHCARE | | 29 | 3 | 9% | 32 |
| MINUTECLINIC, LLC #4230 | | 28 | 4 | 13% | 32 |
| JOSEF SCHENKER MD PC DBA CENTERS URGENT | | 30 | 2 | 6% | 32 |
| Wiregrass Rehabilitation Center and Nursing Home | | 29 | 3 | 9% | 32 |
| ORLANDO FAMILY MEDICINE | | 14 | 17 | 55% | 31 |
| WALGREENS #04569 | | 29 | 2 | 6% | 31 |
| PERDIDO URGENT CARE | | 1 | 30 | 97% | 31 |
| LabCorp L#09258130 M#09258125 | | 12 | 19 | 61% | 31 |
| COUNTY OF LOS ANGELES | | | 31 | 100% | 31 |
| VIRTUA | | 27 | 4 | 13% | 31 |
| HEALTH FIRST - VIERA HOSPITAL | | 1 | 30 | 97% | 31 |
| HOLIDAY MEDICAL ASSOCIATES | | 4 | 27 | 87% | 31 |
| COLLIER ANESTHESIA PAIN LLC | | 31 | | | 31 |
| MINUTECLINIC, LLC, DBA MINUTECLINIC #2544 | | 29 | 2 | 6% | 31 |
| DISCOVERY COMMONS AT BRADENTON | | 31 | | | 31 |
| MICHAEL J D'AMBROSE MD PA | | 29 | 2 | 6% | 31 |
| RAYMOND BASRI MD | | 29 | 2 | 6% | 31 |
| GMR EVENT SERVICES LLC DBA CROWDRX | | 31 | | | 31 |
| ENT AND ALLERGY ASSOCIATES OF FLORIDA LLC | | 30 | 1 | 3% | 31 |
| MINUTECLINIC DIAGNOSTIC OF PENNSYLVANI | | 29 | 2 | 6% | 31 |
| UR CARE FAMILY AND SPORTS MEDICINE | | | 31 | 100% | 31 |
| LEE COMMUNITY HEALTHCARE INC NORTH FORT MYERS | | 31 | | | 31 |
| MINUTECLINIC DIAGNOSTIC OF RHODE ISLAND, LLC #212 | | 31 | | | 31 |
| SOMA MEDICAL CENTER # 4 | | 5 | 26 | 84% | 31 |
| AMERICAN ESOTERIC LABORATORIES | | 15 | 16 | 52% | 31 |
| CHIPOLA MEDICAL ASSOCIATES | | 11 | 20 | 65% | 31 |
| HALIFAX HEALTH URGENT CARE | | 10 | 21 | 68% | 31 |
| PREMIER URGENT CARE CENTER LLC | | | 31 | 100% | 31 |
| BAPTIST PRIMARY BLACK CREEK SOUTH | | | 31 | 100% | 31 |
| HENDRY REGIONAL CORPORATE HEALTH | | | 31 | 100% | 31 |
| OAKMONTE VILLAGE | | 30 | 1 | 3% | 31 |
| JOSEPH SCHENKER MD PC DBA CENTERS URGENT | | 27 | 4 | 13% | 31 |
| REGENCY PARK ASSISTED LIVING FACILITY | | 29 | 2 | 6% | 31 |
| MIDNIGHT MEDICINE | | | 31 | 100% | 31 |
| THE TERRACE AT IVY ACRES ALF | | 11 | 19 | 63% | 30 |
| RAINBOW PEDIATRICS | | 1 | 29 | 97% | 30 |
| GERALD J KIVETT MD | | 27 | 3 | 10% | 30 |
| CENTER ONE SURGERY CENTER | | 24 | 6 | 20% | 30 |

COVID-19: testing by laboratory

Data through May 7, 2021 verified as of May 8, 2021 at 09:25 AM

Data in this report are provisional and subject to change.

The numbers in the table below represent the number of Florida and non-Florida residents for whom test results were received by the Department of Health. A person can be tested by more than one laboratory and can have both positive and negative results. **Therefore, the sum of the numbers in each column will be larger than the total number of people tested.**

| Reporting lab | Inconclusive | Negative | Positive | Percent positive | Total |
|--|--------------|----------|----------|------------------|-------|
| WEST BROWARD CARE CENTER | | 24 | 6 | 20% | 30 |
| MINUTECLINIC, LLC #08366 | | 25 | 5 | 17% | 30 |
| SPRINGWOOD COURT | | 25 | 5 | 17% | 30 |
| PBSO WEST PALM FAMILY PRACTICE | | 1 | 29 | 97% | 30 |
| FIRST PHYSICIANS GROUP - LORRAINE CORNERS | | 30 | | | 30 |
| ADVENT HEALTH PRIMARY CARE PLUS, WINTER GARDEN | | 26 | 4 | 13% | 30 |
| DAVID LAWRENCE CENTER | | 26 | 4 | 13% | 30 |
| VA MEDICAL CENTER | | | 30 | 100% | 30 |
| NTD EUROFINs ATLANTA | | 29 | 1 | 3% | 30 |
| WIREGRASS CLINIC LLC | | 24 | 6 | 20% | 30 |
| COMMUNITY HEALTH OF SOUTH FLORIDA | | | 30 | 100% | 30 |
| RELIANCE MEDICAL CENTER | | 21 | 9 | 30% | 30 |
| ROSLYN URGENT CARE | | 29 | 1 | 3% | 30 |
| FORT VALLEY STATE UNIVERSITY | | 29 | 1 | 3% | 30 |
| MARCO ISLAND MEDICAL CENTER | | 21 | 9 | 30% | 30 |
| HERITAGE WATERSIDE | | 27 | 3 | 10% | 30 |
| ACCESS HEALTH CARE PHYSICIANS LLC | | 10 | 20 | 67% | 30 |
| BOCA BIOLISTIC REFERENCE LAB | | | 30 | 100% | 30 |
| TALLAHASSEE DEVELOPMENTAL CENTER | | 28 | 2 | 7% | 30 |
| P4CLINICAL | 3 | 2 | 25 | 83% | 30 |
| GRAND VILLA OF MELBOURNE | | 28 | 2 | 7% | 30 |
| Okeechobee Health Care Facility | | 16 | 14 | 47% | 30 |
| HOPE HEALTHCARE | | 29 | 1 | 3% | 30 |
| BAPTIST PEDIATRICS | | 26 | 4 | 13% | 30 |
| MINUTECLINIC DIAGNOSTIC OF TN PC #378 | | 27 | 3 | 10% | 30 |
| GASTROENTEROLOGY ASSOCIATES OF PENSACOLA PA | | 25 | 5 | 17% | 30 |
| CHILDRENS MEDICAL CENTER | | | 30 | 100% | 30 |
| MED LABS DIAGNOSTICS | | 11 | 19 | 63% | 30 |
| BOCA SIMON LAB | | 1 | 29 | 97% | 30 |
| ST VINCENTS AMBULATORY CARE INC DBA | | 27 | 3 | 10% | 30 |
| OAK HARBOR ASSISTED LIVING FACILITY | | 27 | 3 | 10% | 30 |
| ST PETER'S BENDER LABORATORY | | 29 | 1 | 3% | 30 |
| AMEERAH LABS | | | 30 | 100% | 30 |
| ENGLEWOOD HOSPITAL AND MEDICAL CENTER | | 25 | 5 | 17% | 30 |
| CLINCLOUD, LLC | | | 30 | 100% | 30 |
| NEMOURS CHILDRENS CLINIC | | 22 | 7 | 24% | 29 |
| PINELLAS 1 HOME HEALTH CARE CORP | | 28 | 1 | 3% | 29 |
| DUVAL COUNTY HEALTH DEPARTMENT | | 29 | | | 29 |
| MINUTECLINIC DIAGNOSTIC OF TEXAS | | 25 | 4 | 14% | 29 |
| RENAISSANCE SENIOR LIVING | 1 | 28 | | | 29 |
| J AND J VISTAKON EMPLOYEE HEALTH CENTER | | 28 | 1 | 3% | 29 |
| UNIV OF ROCHESTER-STRONG MEMORIAL HOSP | | 28 | 1 | 3% | 29 |
| BROOKDALE UNIVERSITY HOSPITAL | | 27 | 2 | 7% | 29 |
| GRAND VILLA OF SARASOTA | | 28 | 1 | 3% | 29 |
| PRO HEALTH HARMONY | | 29 | | | 29 |
| COMPREHENSIVE CHILDCARE | | 23 | 6 | 21% | 29 |

COVID-19: testing by laboratory

Data through May 7, 2021 verified as of May 8, 2021 at 09:25 AM

Data in this report are provisional and subject to change.

The numbers in the table below represent the number of Florida and non-Florida residents for whom test results were received by the Department of Health. A person can be tested by more than one laboratory and can have both positive and negative results. **Therefore, the sum of the numbers in each column will be larger than the total number of people tested.**

| Reporting lab | Inconclusive | Negative | Positive | Percent positive | Total |
|--|--------------|----------|----------|------------------|-------|
| TIFFANY LAKE CARE CENTERS INC | | 28 | 1 | 3% | 29 |
| CDC | | 17 | 12 | 41% | 29 |
| PALMS, THE | | 29 | | | 29 |
| UCLA HEALTHCARE CLINICAL LABS | | 23 | 6 | 21% | 29 |
| INTERIM HEALTHCARE OF NORTHWEST FLORIDA INC | | 27 | 2 | 7% | 29 |
| PANCARE HEALTH - BONIFAY K-8 | | | 29 | 100% | 29 |
| BIG BEND HOSPICE INC | | 29 | | | 29 |
| BROOKWOOD BAPTIST MEDICAL CENTER | | 28 | 1 | 3% | 29 |
| SUMMERGATE PHARMACY | | 27 | 2 | 7% | 29 |
| MINUTECLINIC LLC #4449 | | 27 | 2 | 7% | 29 |
| AEGIS MEDICAL GROUP, LLC | | 27 | 2 | 7% | 29 |
| DSI MANAGEMENT LLC | | 29 | | | 29 |
| ROBERT H JENKINS JR VETERANS' DOMICILIARY HOME OF | | 26 | 3 | 10% | 29 |
| PALM GARDEN OF JACKSONVILLE | | 27 | 2 | 7% | 29 |
| TOTTENVILLE CIRCLE URGENT CARE | | 29 | | | 29 |
| MINUTECLINIC DIAGNOSTIC OF TN, PC 374 | | 24 | 5 | 17% | 29 |
| UNIVERSITY OF ILLINOIS VETERINARY DIAG | 1 | 27 | 1 | 3% | 29 |
| STEWART MELBOURNE HOSPITAL | | | 29 | 100% | 29 |
| VISTACARE PHARMACY I | | 24 | 5 | 17% | 29 |
| MAYO CLINIC JACKSONVILLE | | 4 | 25 | 86% | 29 |
| CAPE CORAL HOSPITAL ABG LABORATORY | | 16 | 13 | 45% | 29 |
| SUNTREE INTERNAL MEDICINE | | 29 | | | 29 |
| ADVANCED HEALTHCARE ASSOCIATES | | 25 | 4 | 14% | 29 |
| MINIMALLY INVASIVE VASCULAR INC | | 27 | 2 | 7% | 29 |
| ADVENT HEALTH MEDICAL GROUP FAMILY AND INTERNAL MEDICINE AT AVALON PAR | | 25 | 3 | 11% | 28 |
| FIRST CHOICE PEDIATRICS LOOP | | 25 | 3 | 11% | 28 |
| HOWARD BEACH URGENT CARE | | 26 | 2 | 7% | 28 |
| ORANGE PEDIATRICS | | | 28 | 100% | 28 |
| 1 TOUCH TOTALCARE SOLUTIONS | | 25 | 3 | 11% | 28 |
| MINUTECLINIC DIAGNOSTIC OF NORTH CAROLINA PC | | 25 | 3 | 11% | 28 |
| EMORY CRAWFORD LONG HOSPITAL LABORATOR | | 25 | 3 | 11% | 28 |
| KEY PRIMARY CARE | | | 28 | 100% | 28 |
| PARK WEST MEDICAL CENTER | | 27 | 1 | 4% | 28 |
| UTAH DEPARTMENT OF HEALTH | | | 28 | 100% | 28 |
| FAMILY CARE PARTNERS | | 18 | 10 | 36% | 28 |
| Cleveland Clinic Laboratories | | 4 | 24 | 86% | 28 |
| BROOKDALE PHILLIPPI CREEK | | | 28 | 100% | 28 |
| LAKE PLACID HEALTH AND REHABILITATION | | 1 | 27 | 96% | 28 |
| EDEN AT CRESTVIEW | | 12 | 16 | 57% | 28 |
| VASSAR BROTHERS MEDICAL CENTER LABORATORY | | 26 | 2 | 7% | 28 |
| ECC PEDIATRICS | | 28 | | | 28 |
| PORT ST LUCIE HOSPITAL | | 25 | 3 | 11% | 28 |
| MINUTE CLINIC DIAGNOSTIC OF TEXAS, LLC | | 25 | 3 | 11% | 28 |
| URGENT CARE CENTER | | | 28 | 100% | 28 |
| SHORE MEMORIAL HOSPITAL | | 25 | 3 | 11% | 28 |
| CVA MINUTE CLINIC DIAGNOSTIC OF VIRGINIA, LLC | | 27 | 1 | 4% | 28 |

COVID-19: testing by laboratory

Data through May 7, 2021 verified as of May 8, 2021 at 09:25 AM

Data in this report are provisional and subject to change.

The numbers in the table below represent the number of Florida and non-Florida residents for whom test results were received by the Department of Health. A person can be tested by more than one laboratory and can have both positive and negative results. **Therefore, the sum of the numbers in each column will be larger than the total number of people tested.**

| Reporting lab | Inconclusive | Negative | Positive | Percent positive | Total |
|---|--------------|----------|----------|------------------|-------|
| DAYTONA BEACH OPC | | 25 | 3 | 11% | 28 |
| WELLMED AT BRANDON REGIONAL | | 20 | 8 | 29% | 28 |
| KIVA AT CANTERBURY, LLC | | 28 | | | 28 |
| THE COMMONWEALTH OF MASSACHUSETTS | | 1 | 27 | 96% | 28 |
| ADVENT HEALTH MEDICAL GROUP- FAMILY MEDICINE AT DR. PHILIPS | | 23 | 5 | 18% | 28 |
| ASTORIA HEALTH AND REHABILITATION CENTER | | 27 | 1 | 4% | 28 |
| BROWARD HEALTH IMPERIAL POINT NURSING | | | 28 | 100% | 28 |
| MEDEXPRESS URGENT CARE - BLOOMINGTON | | 23 | 5 | 18% | 28 |
| MONTEFIORE NEW ROCHELLE HOSPITAL | | 25 | 3 | 11% | 28 |
| MARION PEDIATRICS PA | | 21 | 7 | 25% | 28 |
| SUMMIT MEDICAL GROUP - 75 E NORTHFIELD | | 23 | 5 | 18% | 28 |
| NATIONAL MENTOR HEALTHCARE LLC | | | 28 | 100% | 28 |
| ST MARYS MEDICAL CENTER | | | 28 | 100% | 28 |
| LAKELAND HILLS CENTER | | 19 | 8 | 30% | 27 |
| HUNT CLUB PEDIATRIC ASSOCIATES LLC | | 22 | 5 | 19% | 27 |
| PREMIUM HEALTH CARE | | | 27 | 100% | 27 |
| EMORY BENNETT VETERANS NURSING HOME | 1 | 26 | | | 27 |
| SARNO FAMILY PRACTICE | | 14 | 13 | 48% | 27 |
| NEW YORK METHODIST HOSPITAL | | 23 | 4 | 15% | 27 |
| URGENT FAMILY CARE INC | | 24 | 3 | 11% | 27 |
| THE CLUB AT BOYNTON BEACH, LLC | | 25 | 2 | 7% | 27 |
| BOZEMAN HEALTH DEACONESS HOSPITAL | | 18 | 9 | 33% | 27 |
| VICK STREET MANOR | | 27 | | | 27 |
| BROOKDALE SOUTHPOINT | | | 27 | 100% | 27 |
| HEALTHPARK MEDICAL CENTER ABG LAB | | 26 | 1 | 4% | 27 |
| COASTAL SKIN SURGERY AND DERMATOLOGY | | 19 | 8 | 30% | 27 |
| COASTAL COMPLETE CARE | | 13 | 14 | 52% | 27 |
| KIDS CARE PEDIATRICS PA | | | 27 | 100% | 27 |
| ATRIA LADY LAKE | | 27 | | | 27 |
| LEXINGTON PLACE SENIOR LIVING COMMUNITY | | 27 | | | 27 |
| EPIC REFERENCE LABS INC | | | 27 | 100% | 27 |
| MINUTECLINIC DIAGNOSTIC OF TN PC #6363 | | 22 | 5 | 19% | 27 |
| SUNCOAST LABS | | | 27 | 100% | 27 |
| CVS NC7588POCT ASHEVILLE | | 23 | 4 | 15% | 27 |
| SPANISH RIVER HIGH SCHOOL ESE | | 23 | 4 | 15% | 27 |
| CITY OF CLEARWATER EMPLOYEE HEALTH CENTER | | 16 | 11 | 41% | 27 |
| LOOP PEDIATRICS | | 22 | 5 | 19% | 27 |
| PHYSICIANS CARE | | 23 | 4 | 15% | 27 |
| Summit Medical Group Westfield Lab | | 24 | 3 | 11% | 27 |
| EXPRESS CARE OF BELLEVIEW | | 27 | | | 27 |
| FORT SANDERS REGIONAL LABORATORY | | 27 | | | 27 |
| CARENOW - DOWNTOWN NORTH GULCH | | 25 | 2 | 7% | 27 |
| BETHESDA HEALTH PHYSICIAN GROUP INC | | | 27 | 100% | 27 |
| CANTON-POTSDAM HOSPITAL LABORATORY | | 26 | 1 | 4% | 27 |
| Clearwater Center | | 13 | 14 | 52% | 27 |
| OPTIMAL CARE PEDIATRICS | | 8 | 19 | 70% | 27 |

COVID-19: testing by laboratory

Data through May 7, 2021 verified as of May 8, 2021 at 09:25 AM

Data in this report are provisional and subject to change.

The numbers in the table below represent the number of Florida and non-Florida residents for whom test results were received by the Department of Health. A person can be tested by more than one laboratory and can have both positive and negative results. **Therefore, the sum of the numbers in each column will be larger than the total number of people tested.**

| Reporting lab | Inconclusive | Negative | Positive | Percent positive | Total |
|--|--------------|----------|----------|------------------|-------|
| CVS NV321OPOCT LAS VEGAS | | 24 | 3 | 11% | 27 |
| PEPIN ACADEMIES-PASCO | | 26 | 1 | 4% | 27 |
| ABL MEDICAL CARE LLC | | | 26 | 100% | 26 |
| PULMONARY SPECIALISTS OF THE PALM BEACHES | | 16 | 10 | 38% | 26 |
| MONCRIEF ARMY HEALTH CLINIC | | | 26 | 100% | 26 |
| RJ LEE GROUP | 1 | 23 | 2 | 8% | 26 |
| EAST HILL MEDICAL GROUP | | 17 | 9 | 35% | 26 |
| THE MINIER URGENT CARE | | 20 | 6 | 23% | 26 |
| NEWYORK-PRESBYTERIAN/ LAWRENCE HOSPITAL LABORATORY | | 23 | 3 | 12% | 26 |
| ADVENT HEALTH PARTIN SETTLEMENT HEALTH PARK | | 18 | 8 | 31% | 26 |
| WAKULLA COUNTY HEALTH DEPARTMENT | | 12 | 14 | 54% | 26 |
| USCG AIR STATION CLEARWATER CLINIC | | 25 | 1 | 4% | 26 |
| ADVENTHEALTH MEDICAL GROUP PEDIATRIC & ADOLESCENT | | 25 | 1 | 4% | 26 |
| FLORIDA MEDICAL CLINIC - NEW TAMPA | | 21 | 5 | 19% | 26 |
| MINUTECLINIC DIAGNOSTIC OF NORTH | | 22 | 4 | 15% | 26 |
| INNOVATIVE RESEARCH OF WEST FLORIDA | | 23 | 3 | 12% | 26 |
| INTERNAL MEDICINE LIPID AND WELNNESS PRACTICE | | 11 | 15 | 58% | 26 |
| JUST FOR KIDS PEDIATRICS | | 5 | 21 | 81% | 26 |
| ADEPT INPATIENT MEDICAL SERVICES PC | | 26 | | | 26 |
| NORTHEAST GEORGIA MEDICAL CENTER | | 26 | | | 26 |
| OAKTREE HEALTHCARE | | | 26 | 100% | 26 |
| PALMETTO PEDIATRICS | | | 26 | 100% | 26 |
| MINUTECLINIC DIAGNOSTIC OF TN PC #320 | | 18 | 8 | 31% | 26 |
| ARCPPOINT LABS OF FORT LAUDERDALE | | 25 | 1 | 4% | 26 |
| DARDEN WELLNESS CENTER | | 23 | 3 | 12% | 26 |
| DALE MEDICAL CENTER | | 21 | 5 | 19% | 26 |
| DELRAY BEACH FACIAL PLASTIC SURGERY | | 26 | | | 26 |
| JOINT AMBULATORY CARE CENTER | | 26 | | | 26 |
| EXPRESS FAMILY CARE LLC | | 11 | 15 | 58% | 26 |
| LAKES DIALYSIS CENTER INC | | | 26 | 100% | 26 |
| GRADY HEALTH SYSTEM | | 26 | | | 26 |
| PALM BEACH COUNTY FIRE RESCUE | | 24 | 2 | 8% | 26 |
| MD BEAUTY LABS, PA | | 24 | 2 | 8% | 26 |
| MAGNOLIA PEDIATRICS | | 4 | 22 | 85% | 26 |
| LOT HEALTH SERVICES□ | 1 | 25 | | | 26 |
| ADIRONDACK MEDICAL CENTER | | 26 | | | 26 |
| TREEHOUSE PEDIATRICS & FAMILY CARE | | 26 | | | 26 |
| CENTRAL FLORIDA PEDIATRIC URGENT CARE LLC | | 22 | 4 | 15% | 26 |
| PALM BAY FAMILY PRACTICE | | 7 | 18 | 72% | 25 |
| ROSS MEDICAL GROUP | | | 25 | 100% | 25 |
| MADWAR | | 19 | 6 | 24% | 25 |
| CIMA MEDICAL CENTER | | 24 | 1 | 4% | 25 |
| ST. CLOUD HOSPITAL | | 20 | 5 | 20% | 25 |
| GREEN GABLES ASSISTED LIVING FACILITY | | 25 | | | 25 |
| STEWART MEDICAL GROUP INC | | | 25 | 100% | 25 |
| SUNQUEST | | 3 | 22 | 88% | 25 |

COVID-19: testing by laboratory

Data through May 7, 2021 verified as of May 8, 2021 at 09:25 AM

Data in this report are provisional and subject to change.

The numbers in the table below represent the number of Florida and non-Florida residents for whom test results were received by the Department of Health. A person can be tested by more than one laboratory and can have both positive and negative results. **Therefore, the sum of the numbers in each column will be larger than the total number of people tested.**

| Reporting lab | Inconclusive | Negative | Positive | Percent positive | Total |
|--|--------------|----------|----------|------------------|-------|
| TREASURE COAST URGENT CARE | | | 25 | 100% | 25 |
| TOTAL ACCESS URGENT CARE | | 1 | 24 | 96% | 25 |
| THE WATERMARK AT VISTAWILLA | | 25 | | | 25 |
| FEDERAL PRISON CAMP PENSACOLA | | | 25 | 100% | 25 |
| ASURANCE SCIENTIFIC LABORATORIES | | 24 | 1 | 4% | 25 |
| CHARLOTTE CHD PORT CHARLOTTE | | 21 | 4 | 16% | 25 |
| SOUTH FLORIDA DIALYSIS CENTER | | 8 | 17 | 68% | 25 |
| WESTPAC LABS | | 1 | 24 | 96% | 25 |
| LAKE HOWARD HEIGHTS | 1 | 21 | 3 | 12% | 25 |
| ADVENT HEALTH EXPRESS | | 9 | 16 | 64% | 25 |
| DOC PAM PA | | 24 | 1 | 4% | 25 |
| ADVENT HEALTH - LAKE MARY PEDIATRICS | | 16 | 9 | 36% | 25 |
| VILLAGES REHABILITATION AND NURSING CENTER | | 24 | 1 | 4% | 25 |
| MORTON PLANT NORTH BAY HOSPITAL | | | 25 | 100% | 25 |
| South Heritage Health and Rehab | | 25 | | | 25 |
| FINLAY C. LABORATORY | | 4 | 21 | 84% | 25 |
| ST VINCENT'S EAST | | 23 | 2 | 8% | 25 |
| PHYSICIANS STAT | | 3 | 22 | 88% | 25 |
| SENIOR LIVING IV SUN CITY LLC | | 18 | 7 | 28% | 25 |
| ENCOMPASS HOME HEALTH OF THE SOUTHEAST LLC | | 23 | 2 | 8% | 25 |
| OLIVE BRANCH HEALTH AND REHABILITATION CENTER | | | 25 | 100% | 25 |
| JUPITER MEDICAL CENTER | | 1 | 24 | 96% | 25 |
| UNIV OF NORTH ALABAMA HEALTH CENTER | | 22 | 3 | 12% | 25 |
| STATE LAB | | 3 | 22 | 88% | 25 |
| URGENT CARE USA | | | 25 | 100% | 25 |
| BAYFRONT HMA CONVENIENT CARE, LLC | | 2 | 23 | 92% | 25 |
| LABORATORY DYNAMICS | | 20 | 4 | 17% | 24 |
| MADISON COUNTY MEMORIAL HOSP | | 12 | 12 | 50% | 24 |
| SARASOTA MEMORIAL NURSING & REHABILITATION CTR | | 24 | | | 24 |
| ALAN SERURE MD | | 24 | | | 24 |
| COURTYARDS OF ORLANDO | | 24 | | | 24 |
| PHYSICIANS PRIMARY CARE OF SW FLORIDA PL | | 24 | | | 24 |
| TARPON BAYOU CENTER | | | 24 | 100% | 24 |
| EDWARD S BENNETT MD PLLC | | 24 | | | 24 |
| MAITLAND PRIMARY CARE | | 9 | 15 | 63% | 24 |
| MINUTECLINIC DIAGNOSTIC OF SC, LLC #2 | | 20 | 4 | 17% | 24 |
| FORT PIERCE FAMILY CARE INC | | 18 | 6 | 25% | 24 |
| TIMBERLANE LODGE ALF | 1 | 16 | 7 | 29% | 24 |
| WELLNOW URGENT CARE | | 23 | 1 | 4% | 24 |
| ADVANCED URGENT CARE CENTER | | 7 | 17 | 71% | 24 |
| HEALTH MED CENTERS | | 24 | | | 24 |
| WALGREENS #04618 | | 21 | 3 | 13% | 24 |
| LAKE NONA MEDICAL SERVICES | | 16 | 8 | 33% | 24 |
| PACIFICA SENIOR LIVING FORT MYERS | | 15 | 9 | 38% | 24 |
| THE CHAPPEL GROUP RESEARCH | | 24 | | | 24 |
| MEDEXPRESS URGENT CARE - SEMINOLE SQUA | | 22 | 2 | 8% | 24 |

COVID-19: testing by laboratory

Data through May 7, 2021 verified as of May 8, 2021 at 09:25 AM

Data in this report are provisional and subject to change.

The numbers in the table below represent the number of Florida and non-Florida residents for whom test results were received by the Department of Health. A person can be tested by more than one laboratory and can have both positive and negative results. **Therefore, the sum of the numbers in each column will be larger than the total number of people tested.**

| Reporting lab | Inconclusive | Negative | Positive | Percent positive | Total |
|--|--------------|----------|----------|------------------|-------|
| FLORENCE J HUNT STUDENT WELLNESS CENTER - HEALTH SERVICES (ABBOTT) | | 24 | | | 24 |
| PALM BEACH GARDENS MEDICAL CENTER | | | 24 | 100% | 24 |
| GLEN COVE HOSPITAL | | 24 | | | 24 |
| UAH STUDENT HEALTH CENTER | | 17 | 7 | 29% | 24 |
| AVENTIS BIO-SERVICES CTL | | 24 | | | 24 |
| MINUTECLINIC, LLC, #4160 | | 20 | 4 | 17% | 24 |
| MED PLUS FLORENCE | | 20 | 4 | 17% | 24 |
| DOCTORS MEDICAL CENTER OF WALTON COUNTY CLINIC | | | 24 | 100% | 24 |
| LIFELINK TISSUE BANK D/B/A LIFELINK TISSUE BANK | | 20 | 4 | 17% | 24 |
| PALMS MEDICAL GROUP - LAKE CITY WEST | | 3 | 21 | 88% | 24 |
| RAINBOW PEDIATRIC CENTER | | 2 | 22 | 92% | 24 |
| GILCHRIST COUNTY JAIL | | 22 | 2 | 8% | 24 |
| ST ELIZABETH MEDICAL CENTER LABORATORY | | 21 | 3 | 13% | 24 |
| NOVANT HEALTH | | 18 | 6 | 25% | 24 |
| CareATC - 15th Street Clinic | | | 24 | 100% | 24 |
| SONATA BOYNTON BEACH | | 21 | 3 | 13% | 24 |
| CSH LAKE ORIENTA LP | | 24 | | | 24 |
| ROWLETT MIDDLE ACADEMY | | 22 | 2 | 8% | 24 |
| ATRIA AT ST JOSEPHS | | 24 | | | 24 |
| MID FLORIDA PATHOLOGY LLC | | 23 | 1 | 4% | 24 |
| MINUTECLINIC MINUTECLINIC #8746 | | 23 | 1 | 4% | 24 |
| LAKEWOOD RANCH MEDICAL CENTER CLINICAL LAB | | | 24 | 100% | 24 |
| SOUTH NASSAU COMMUNITIES HOSPITAL | | 20 | 4 | 17% | 24 |
| PRIME CARE ONE LLC/HARBORCHASE OF VENICE | | | 24 | 100% | 24 |
| HENNEPIN COUNTY MEDICAL CENTER (HCMC) | | 13 | 11 | 46% | 24 |
| INTERVENTIONAL REHABILITATION OF SOUTH FLORIDA | | 16 | 8 | 33% | 24 |
| Sovereign Laboratory Services, LLC | | 21 | 3 | 13% | 24 |
| A PLUS FAMILY URGENT CARE | | | 24 | 100% | 24 |
| CL BRUMBACK PRIMARY CARE CLINIC LANTANA | | 2 | 22 | 92% | 24 |
| SENIOR HEALTH OF WINTER PARK DUNDEE | | 24 | | | 24 |
| Wesley Place on Honeysuckle | | 22 | 2 | 8% | 24 |
| HERITAGE OAKS ASSISTED LIVING & MEMORY CARE | | 20 | 4 | 17% | 24 |
| WESTMINSTER WOODS ON JULINGTON CREEK | | 22 | 2 | 8% | 24 |
| LAKEVIEW HEALTH CARE SYSTEMS | | 9 | 14 | 61% | 23 |
| CORE LABORATORY | | 1 | 22 | 96% | 23 |
| OMEGA LABORATORIES | | 19 | 4 | 17% | 23 |
| WUESTHOFF MEDICAL CENTER-MELBOURNE | | | 23 | 100% | 23 |
| ROBINSON FAMILY CLINIC PA | | 13 | 10 | 43% | 23 |
| TRINITY MEDICAL ASSOCIATES LLC | | | 23 | 100% | 23 |
| Z UROLOGY | | 22 | 1 | 4% | 23 |
| COASTAL FAMILY PRACTICE | | 15 | 8 | 35% | 23 |
| PULSE MEDICAL GROUP INC | | | 23 | 100% | 23 |
| FAST PACE MEDICAL CLINIC PLLC | | 21 | 2 | 9% | 23 |
| GAMMA DIAGNOSTIC LAB LLC | | | 23 | 100% | 23 |
| BARTON FAMILY PRACTICE | | 12 | 11 | 48% | 23 |
| NORTHWEST FLORIDA COMMUNITY HOSPITAL 3RD FLOOR | | 21 | 2 | 9% | 23 |

COVID-19: testing by laboratory

Data through May 7, 2021 verified as of May 8, 2021 at 09:25 AM

Data in this report are provisional and subject to change.

The numbers in the table below represent the number of Florida and non-Florida residents for whom test results were received by the Department of Health. A person can be tested by more than one laboratory and can have both positive and negative results. **Therefore, the sum of the numbers in each column will be larger than the total number of people tested.**

| Reporting lab | Inconclusive | Negative | Positive | Percent positive | Total |
|---|--------------|----------|----------|------------------|-------|
| WOODHOUSE INC | | 17 | 6 | 26% | 23 |
| UNIVERSITY HILLS HEALTH AND REHABILITATION CENTER | | 18 | 5 | 22% | 23 |
| ERIC C MARSHAL MD, PC DBA MINUTECLINIC | | 22 | 1 | 4% | 23 |
| ORANGE REGIONAL MEDICAL CENTER LABORATORY | | 18 | 5 | 22% | 23 |
| PRIMECARE AT PORT ORANGE | | 4 | 19 | 83% | 23 |
| UF HEALTH NORTH JACKSONVILLE | | | 23 | 100% | 23 |
| CVS MINUTE CLINIC DIAGNOSTIC OF TN #6044 | | 20 | 3 | 13% | 23 |
| MINUTE CLINIC DIAGNOSTIC OF TN PC #64 | | 20 | 3 | 13% | 23 |
| MIAMI BEACH MEDICAL GROUP | | | 23 | 100% | 23 |
| NEW YORK PRESBYTERIAN - ALLEN HOSPITAL | | 23 | | | 23 |
| TREEHOUSE PEDIATRICS | | 19 | 4 | 17% | 23 |
| BAYFRONT FAMILY HEALTH CENTER | | 3 | 20 | 87% | 23 |
| BAYCARE MEDICAL GROUP INC | | | 23 | 100% | 23 |
| ISLAND COAST PEDIATRICS PA | | 22 | 1 | 4% | 23 |
| COMMONWEALTH OF MASSACHUSETTS | | | 23 | 100% | 23 |
| ORANGE PARK PEDIATRIC ASSOCIATES | | 10 | 13 | 57% | 23 |
| REGENEXX TAMPA BAY | | 20 | 3 | 13% | 23 |
| CARESPOT | | 2 | 21 | 91% | 23 |
| MINUTE-CLINIC DIAGNOSTIC OF VIRGINIA | | 19 | 4 | 17% | 23 |
| NEW JERSEY | | 22 | 1 | 4% | 23 |
| APOLLO SURGERY CENTER | | 21 | 2 | 9% | 23 |
| WELLMED AT LAKE COPELAND | | 17 | 6 | 26% | 23 |
| FLUSHING HOSPITAL MEDICAL CENTER | | 19 | 4 | 17% | 23 |
| EGL GENETIC DIAGNOSTICS | | 1 | 22 | 96% | 23 |
| MARQUES PEDIATRICS | | | 23 | 100% | 23 |
| 49D2045214PHYSICIAN OFFICE WAIVER MEDEXPRESS URGENT CARE - HARRISONBU | | 14 | 9 | 39% | 23 |
| CITY OF SANFORD EMPLOYEE HEALTH AND | | 22 | 1 | 4% | 23 |
| ESOTERIX GENETIC LABORATORIES | | 17 | 6 | 26% | 23 |
| NOBLE SENIOR LIVING | | 3 | 20 | 87% | 23 |
| CONNECTDX | | 8 | 15 | 65% | 23 |
| TEXAS DEPARTMENT OF STATE HEALTH SERVICES | | 3 | 19 | 86% | 22 |
| SEAGRASS VILLAGE | | | 22 | 100% | 22 |
| DIACARTA INC. | | 22 | | | 22 |
| JOHNS HOPKINS MEDICAL LABORATORIES | | 1 | 21 | 95% | 22 |
| OHSU MOLECULAR MICROBIOLOGY LAB | | 21 | 1 | 5% | 22 |
| BASSETTI & ASSOCIATES, MD, PA | | | 22 | 100% | 22 |
| PRIMARY CARE SPECIALISTS OF ORLANDO LLC | | 17 | 5 | 23% | 22 |
| CVS NC4165POCT BREVARD | | 14 | 8 | 36% | 22 |
| MORNINGSIDE MANOR & VILLA ADULT CARE C | | 22 | | | 22 |
| SOUTH CAROLINA DEPARTMENT OF HEALTH | | | 22 | 100% | 22 |
| ADVENTHEALTH MEDICAL GROUP PEDIATRICS AT | | 4 | 18 | 82% | 22 |
| HARTFORD HOSPITAL ANCILLARY LAB | | 17 | 5 | 23% | 22 |
| THRIF-T DRUGS INC | | 20 | 2 | 9% | 22 |
| GRAND VILLA OF PALM COAST | | 22 | | | 22 |
| OCEANSIDE URGENT CARE | | 22 | | | 22 |
| CITY OF LAKE MARY EMPLOYEE HEALTH CENTER | | 18 | 4 | 18% | 22 |

COVID-19: testing by laboratory

Data through May 7, 2021 verified as of May 8, 2021 at 09:25 AM

Data in this report are provisional and subject to change.

The numbers in the table below represent the number of Florida and non-Florida residents for whom test results were received by the Department of Health. A person can be tested by more than one laboratory and can have both positive and negative results. **Therefore, the sum of the numbers in each column will be larger than the total number of people tested.**

| Reporting lab | Inconclusive | Negative | Positive | Percent positive | Total |
|---|--------------|----------|----------|------------------|-------|
| THE VILLAGES HEALTH | | 12 | 10 | 45% | 22 |
| FLORIDA HOSPITAL LABS | | 12 | 10 | 45% | 22 |
| OHIO CVS STORES, LLC DBA | | 19 | 3 | 14% | 22 |
| KELLY'S ASSISTED LIVING FACILITY | | 22 | | | 22 |
| CVS MINUTE CLINIC DIAGNOSTIC OF TEXAS LLC | | 18 | 4 | 18% | 22 |
| SOLE HEALTH LLC | | 22 | | | 22 |
| BROOKDALE WEST BOYNTON BEACH | | 22 | | | 22 |
| FLORIDA PEDIATRICS | | 6 | 16 | 73% | 22 |
| TEN HEALTHCARE | | 6 | 16 | 73% | 22 |
| MEDI STATION | | | 22 | 100% | 22 |
| ROCKLEDEGE REGIONAL MEDICAL CENTER | | 17 | 5 | 23% | 22 |
| MEDEXPRESS URGENT CARE - TIMBERLAKE | | 19 | 3 | 14% | 22 |
| OWL NOW URGENT CARE | | 11 | 11 | 50% | 22 |
| ELAN SPANISH SPRINGS | | 4 | 18 | 82% | 22 |
| FAMILY AND AFTER HOURS CARE | | 22 | | | 22 |
| GLEN OAKS URGENT CARE | | 20 | 2 | 9% | 22 |
| MORRIS PARK URGENT CARE | | 19 | 3 | 14% | 22 |
| MINUTECLINIC DIAGNOSTICS MEDICAL GROUP | | 21 | 1 | 5% | 22 |
| MARATHON HEALTH FOR LIFE | | 19 | 3 | 14% | 22 |
| PEDIATRIC ASSOCIATES PA | | 17 | 5 | 23% | 22 |
| MOBILE DIVISION LABORATORY | | 7 | 15 | 68% | 22 |
| MINUTECLINIC DIAGNOSTIC PA | | 19 | 3 | 14% | 22 |
| MINUTECLINIC DIAGNOSTIC OF TEXAS LLC | | 20 | 2 | 9% | 22 |
| NAVAL MEDICAL CENTER SAN DIEGO | 1 | | 21 | 95% | 22 |
| GUARDANT HEALTH | | 16 | 6 | 27% | 22 |
| ST VINCENT'S URGENT CARE | | 19 | 3 | 14% | 22 |
| YUSRA MEDICAL ASSOCIATES PA | | 16 | 6 | 27% | 22 |
| GENTIVA HEALTH SERVICES | | 20 | 2 | 9% | 22 |
| MINUTECLINIC, LLC #1586 | | 15 | 7 | 32% | 22 |
| EBEIDS MD PEDIATRICS | | 19 | 3 | 14% | 22 |
| PRIMECARE OF DOTHAN-DALEVILLE CLINIC | | 16 | 5 | 24% | 21 |
| SELECT PHYSICIANS ALLIANCE | | 21 | | | 21 |
| JEFFERSON K-12, A SOMERSET SCHOOL- CLINIC | | 17 | 4 | 19% | 21 |
| HARLEM HOSPITAL CENTER | | 20 | 1 | 5% | 21 |
| ARDEN COURTS OF WINTER SPRINGS | | 18 | 3 | 14% | 21 |
| MC DIAGNOSTIC OF CONNECTICUT, PC #775 | | 20 | 1 | 5% | 21 |
| RHODE ISLAND DEPARTMENT OF HEALTH | | | 21 | 100% | 21 |
| ST ANTHONY'S HOSP PATIENT CARE SERVICE | | | 21 | 100% | 21 |
| BIOREFERENCE LABORATORIES | | 8 | 13 | 62% | 21 |
| CLINICAL PATHOLOGY LABORATORIES SOUTHEAST | | | 21 | 100% | 21 |
| CARENOW URGENT CARE-BRENTWOOD | | 15 | 6 | 29% | 21 |
| INTERNATIONAL MEDICAL LABORATORY INC | | 21 | | | 21 |
| WACO HHSSURGEWACO | 1 | 17 | 3 | 14% | 21 |
| SOMA MEDICAL CENTER, PA #4 FLORIDA MANGO | | 1 | 20 | 95% | 21 |
| GOOD SAMARITAN MEDICAL CENTER | | | 21 | 100% | 21 |
| TENNESSEE DEPARTMENT OF HEALTH | | 15 | 6 | 29% | 21 |

COVID-19: testing by laboratory

Data through May 7, 2021 verified as of May 8, 2021 at 09:25 AM

Data in this report are provisional and subject to change.

The numbers in the table below represent the number of Florida and non-Florida residents for whom test results were received by the Department of Health. A person can be tested by more than one laboratory and can have both positive and negative results. **Therefore, the sum of the numbers in each column will be larger than the total number of people tested.**

| Reporting lab | Inconclusive | Negative | Positive | Percent positive | Total |
|--|--------------|----------|----------|------------------|-------|
| POINT OF CARE CLINICS PRIMARY CARE | | 20 | 1 | 5% | 21 |
| NONA PEDIATRIC CENTER | | 15 | 6 | 29% | 21 |
| MINUTECLINIC DIAGNOSTIC OF RHODE ISLAND, LLC #590 | | 20 | 1 | 5% | 21 |
| NORTHSIDE HOSPITAL DULUTH | | 18 | 3 | 14% | 21 |
| SHELBY BAPTIST MEDICAL CENTER | | 16 | 5 | 24% | 21 |
| CLEVELAND CLINIC FLORIDA | | 1 | 20 | 95% | 21 |
| GRACE WELLNESS CENTER | | 8 | 13 | 62% | 21 |
| ADVENT HEALTH - KISSIMMEE | | 6 | 15 | 71% | 21 |
| ST JUDE CHILDRENS RESEARCH HOSPITAL | | 21 | | | 21 |
| HELIX DIAGNOSTICS | | | 21 | 100% | 21 |
| GOOD SAMARITAN SOCIETY OF DAYTONA | | 16 | 5 | 24% | 21 |
| PICHARDO CLINIC, THE | | 19 | 2 | 10% | 21 |
| ESTATES MEDICAL CENTER | | 12 | 9 | 43% | 21 |
| HEALTHY MINORS, LLC. | | 20 | 1 | 5% | 21 |
| COLUMBIA MEMORIAL HOSPITAL | | 21 | | | 21 |
| UPMC CHAUTAUQUA AT WCA LABORATORY | | 20 | 1 | 5% | 21 |
| WINTER PARK FAMILY PRACTICE LLC | | 17 | 4 | 19% | 21 |
| MINUTECLINIC, LLC #4507 | | 19 | 2 | 10% | 21 |
| ADVENTHEALTH MEDICAL GROUP | 1 | 14 | 6 | 29% | 21 |
| ROCKLEDGE FAMILY HEALTH | | | 21 | 100% | 21 |
| Citymd Of Lacey | | 18 | 3 | 14% | 21 |
| PONCE PLAZA NURSING & REHAB CENTER | | 4 | 16 | 80% | 20 |
| ROBERT WOOD JOHNSON UNIVERSITY HOSP | | 18 | 2 | 10% | 20 |
| ST CATHERINE OF SIENA HOSPITAL | | 18 | 2 | 10% | 20 |
| DEPT OF VA MEDICAL CENTER - BAY PINES | | | 20 | 100% | 20 |
| MINUTECLINIC DIAGNOSTIC OF MICHIGAN PC | | 19 | 1 | 5% | 20 |
| MCWHORTER SCHOOL OF PHARMACY | | 20 | | | 20 |
| CARESPOT OF NOCATEE | | 1 | 19 | 95% | 20 |
| BEST MEDICAL CENTER | | 11 | 9 | 45% | 20 |
| ANYTIME LAB, LLC | | 18 | 2 | 10% | 20 |
| REDITUS LABORATORIES | | | 20 | 100% | 20 |
| BAY PEDIATRICS PA | | 18 | 2 | 10% | 20 |
| AUBURN COMMUNITY HOSPITAL | | 18 | 2 | 10% | 20 |
| BROWNE MEDICAL | | 18 | 2 | 10% | 20 |
| THE CANOPY AT HARPER LAKE | 1 | | 19 | 95% | 20 |
| TGH MEDICAL GROUP LABORATORY CARROLLWOOD | | | 20 | 100% | 20 |
| CVS HEALTH, #3396 | | 18 | 2 | 10% | 20 |
| FAMILY CARE CYPRESS CREEK | | 1 | 19 | 95% | 20 |
| CONSOLIDATED LAB SERVICES | | 10 | 10 | 50% | 20 |
| WINSHIPS PHARMACY INC | | 20 | | | 20 |
| PROFESSIONAL PARK PEDIATRICS PA | | | 20 | 100% | 20 |
| MC DIAGNOSTIC OF CONNECTICUT, PC #1960 | | 20 | | | 20 |
| ODYSSEY HEALTHCARE OF MARION COUNTY, LLC | | 19 | 1 | 5% | 20 |
| FIRST CHOICE PEDIATRICS WINTER SPRINGS | | 15 | 5 | 25% | 20 |
| BAPTIST MEDICAL GRP URGENT CARE & OCC HEALTH AIRPO | | 20 | | | 20 |
| MINUTE CLINIC | | 2 | 18 | 90% | 20 |

COVID-19: testing by laboratory

Data through May 7, 2021 verified as of May 8, 2021 at 09:25 AM

Data in this report are provisional and subject to change.

The numbers in the table below represent the number of Florida and non-Florida residents for whom test results were received by the Department of Health. A person can be tested by more than one laboratory and can have both positive and negative results. **Therefore, the sum of the numbers in each column will be larger than the total number of people tested.**

| Reporting lab | Inconclusive | Negative | Positive | Percent positive | Total |
|--|--------------|----------|----------|------------------|-------|
| ADVENTIST HEALTH SYSTEM | | 16 | 4 | 20% | 20 |
| ORLANDO FAMILY PHYSICIANS INC | | 14 | 6 | 30% | 20 |
| STATEN ISLAND UNIVERSITY HOSPITAL | | 19 | 1 | 5% | 20 |
| REGENCY SQUARE MALL - SEARS | | 4 | 16 | 80% | 20 |
| VIERA FAMILY MEDICINE AND WELLNESS | | 16 | 4 | 20% | 20 |
| PRIMARY CARE MEDICINE | 1 | 13 | 6 | 30% | 20 |
| URGENT TEAM | | 17 | 3 | 15% | 20 |
| Floral Health and Rehabilitation, LLC | | 19 | 1 | 5% | 20 |
| MEDLAB INC | | 20 | | | 20 |
| LAKE WORTH MANOR | | 19 | 1 | 5% | 20 |
| COMMUNITY HOME HEALTH CARE | | 20 | | | 20 |
| SHIELDT3 LLC | | 20 | | | 20 |
| BROOKDALE MANDARIN CENTRAL | | 7 | 13 | 65% | 20 |
| KIDSWOOD PEDIATRICS CORP | | 6 | 14 | 70% | 20 |
| MEDI PARTNERS OF S FLORIDA LLC | | 20 | | | 20 |
| MINUTECLINIC DIAGNOSTIC OF TN PC #566 | | 16 | 4 | 20% | 20 |
| FORT WALTON BEACH DEVELOPMENTAL CENTER | | 19 | 1 | 5% | 20 |
| MEDICAL EXPRESS CORP | | 18 | 2 | 10% | 20 |
| COMMUNITY CARE CENTER □ | | 19 | 1 | 5% | 20 |
| CLERMONT ADVENTHEALTH CENTRA CARE | | 1 | 18 | 95% | 19 |
| TGH URGENT CARE - WESTCHASE | | | 19 | 100% | 19 |
| FLORIDA HOSPITAL WINTER GARDEN | | 15 | 4 | 21% | 19 |
| SAVANNAH STATE UNIVERSITY, COUNSELING | | 19 | | | 19 |
| AURORA UNIVERSITY WELLNESS CENTER | | 19 | | | 19 |
| ASHRAF MEDICAL GROUP PLLC DBA PULSE M | | 18 | 1 | 5% | 19 |
| INSTANT MEDICAL CARE CENTER | | 18 | 1 | 5% | 19 |
| ROYAL PALM MEDICAL GROUP, INC | | 19 | | | 19 |
| VALLEY IMMEDIATE CARE | | 16 | 3 | 16% | 19 |
| MAIMONIDES MEDICAL CENTER | | 16 | 3 | 16% | 19 |
| OCEAN REEF MEDICAL CENTER, LLC | | | 19 | 100% | 19 |
| THE CLINIC PREMISE HEALTH | | 13 | 6 | 32% | 19 |
| CARE POINT HEALTH & WELLNESS CENTER | | 19 | | | 19 |
| CLINIC OF PEDIATRICS & GI MEDICINE INC | | 1 | 18 | 95% | 19 |
| BAY COUNTY HEALTH DEPARTMENT | | 14 | 5 | 26% | 19 |
| ELTINGVILLE CIRCLE URGENT CARE | | 18 | 1 | 5% | 19 |
| EMERALD COAST HOSPICE - CRESTVIEW | | 19 | | | 19 |
| SEVEN RIVERS REGIONAL MEDICAL CENTER | | 5 | 14 | 74% | 19 |
| INTEGRATED FAMILY MEDICAL CENTER | | | 19 | 100% | 19 |
| PRATTVILLE BAPTIST HOSPITAL | | 15 | 4 | 21% | 19 |
| MEDEXPRESS URGENT CARE, MOON TOWNSHIP | | 18 | 1 | 5% | 19 |
| MD PLUS URGENT CARE, LLC | | | 19 | 100% | 19 |
| ABC PEDIATRICS OF PORT ST LUCIE | | 17 | 2 | 11% | 19 |
| MED HEALTH SERVICES | | 18 | 1 | 5% | 19 |
| STAT MEDICAL CLINIC III INC | | 13 | 6 | 32% | 19 |
| INTEGRATED REGIONAL LABORATORIES - LARGO | | | 19 | 100% | 19 |
| LOVING CARE OF THE TREASURE COAST LLC | 1 | 13 | 5 | 26% | 19 |

COVID-19: testing by laboratory

Data through May 7, 2021 verified as of May 8, 2021 at 09:25 AM

Data in this report are provisional and subject to change.

The numbers in the table below represent the number of Florida and non-Florida residents for whom test results were received by the Department of Health. A person can be tested by more than one laboratory and can have both positive and negative results. **Therefore, the sum of the numbers in each column will be larger than the total number of people tested.**

| Reporting lab | Inconclusive | Negative | Positive | Percent positive | Total |
|--|--------------|----------|----------|------------------|-------|
| STONE WASH CLINICAL LABORATORIES | | 2 | 17 | 89% | 19 |
| MICHELLE S PAGE MD PA | | 18 | 1 | 5% | 19 |
| NANO HEALTH ASSOCIATES LLC | | 19 | | | 19 |
| MONROE COUNTY DETENTION CENTER | | | 19 | 100% | 19 |
| BAPTIST MEMORIAL HEALTH CARE | | 17 | 2 | 11% | 19 |
| BAYVIEW MEDICAL | | 19 | | | 19 |
| CVS MINUTE CLINIC DIAGNOSTIC OF TEXAS, LLC | | 15 | 4 | 21% | 19 |
| MINUTECLINIC INCORPORATE, LLC | | 16 | 3 | 16% | 19 |
| CVS PHARMACY | | 1 | 18 | 95% | 19 |
| NO NAME | | 8 | 11 | 58% | 19 |
| ANYLABTESTNOW | | 6 | 13 | 68% | 19 |
| URGENT CARE & FAMILY PRACTICE CENTER | | | 19 | 100% | 19 |
| LEE MEMORIAL HEALTH SYSTEM D/B/A | | 17 | 2 | 11% | 19 |
| CARESPOT EXPRESS HEALTHCARE | | | 19 | 100% | 19 |
| ST. JUDES LABORATORIES | | 13 | 6 | 32% | 19 |
| COVANCE CENTRAL LABORATORY | | 6 | 13 | 68% | 19 |
| WELLSTAR COBB HOSPITAL | | 17 | 2 | 11% | 19 |
| ALL PEDIATRIC CARE | | | 19 | 100% | 19 |
| LAB INTERMARKET FACILITY LAB | | 1 | 18 | 95% | 19 |
| COLLEGE POINT URGENT CARE | | 16 | 3 | 16% | 19 |
| CORNER OAK ESTATE LLC | | 19 | | | 19 |
| FLORIDA COMMUNITY HEALTH CENTER OF ST. LUCIE | | 1 | 18 | 95% | 19 |
| FRUITVILLE URGENT CARE | | | 19 | 100% | 19 |
| UM MILLER SCHOOL OF MEDICINE | | | 19 | 100% | 19 |
| JACKSON NORTH MEDICAL CENTER | | 2 | 17 | 89% | 19 |
| BRIDGEWAY HEALTH CLINICS INC | | | 19 | 100% | 19 |
| VALHALLA MEDICS | | 19 | | | 19 |
| CAREHERE- LCS LEESBURG | | | 19 | 100% | 19 |
| FOX FAMILY PRACTICE | | 19 | | | 19 |
| SONORA QUEST LABORATORIES | | | 18 | 100% | 18 |
| Terrace of Jacksonville | | 3 | 15 | 83% | 18 |
| MEDEXPRESS URGENT CARE - ROBINSON TWP, STEUBENVILLE PIKE | | 16 | 2 | 11% | 18 |
| BROOKDALE ST AUGUSTINE | | 1 | 17 | 94% | 18 |
| MIRIMUS INC | | 1 | 17 | 94% | 18 |
| IONA COLLEGE HEALTH & WELLNESS CENTER | | 18 | | | 18 |
| ADVENT HEALTH - WINTER HAVEN | | 8 | 10 | 56% | 18 |
| CALLAWAY CLINIC | | 13 | 5 | 28% | 18 |
| CABOT RESERVE ON THE GREEN | | 18 | | | 18 |
| 107TH PLACE GROUP HOME | | 18 | | | 18 |
| CVS MINUTE CLINIC DIAGNOSTIC MED GRP OF CA | | 18 | | | 18 |
| URGENT CARE AT LONGWOOD | | | 18 | 100% | 18 |
| HAWTHORNE INN OF LAKE LAND | | 18 | | | 18 |
| MEDEXPRESS URGENT CARE LEWISBURG | | 17 | 1 | 6% | 18 |
| CVS NC2357POCT HUNTERSVILLE | | 16 | 2 | 11% | 18 |
| MONTEFIORE ST LUKE'S CORNWALL HOSPITAL | | 14 | 4 | 22% | 18 |
| CVS MINUTE CLINIC DIAGNOSTIC PA | | 13 | 5 | 28% | 18 |

COVID-19: testing by laboratory

Data through May 7, 2021 verified as of May 8, 2021 at 09:25 AM

Data in this report are provisional and subject to change.

The numbers in the table below represent the number of Florida and non-Florida residents for whom test results were received by the Department of Health. A person can be tested by more than one laboratory and can have both positive and negative results. **Therefore, the sum of the numbers in each column will be larger than the total number of people tested.**

| Reporting lab | Inconclusive | Negative | Positive | Percent positive | Total |
|---|--------------|----------|----------|------------------|-------|
| UC HEALTH UNIVERSITY HOSPITAL | | 15 | 3 | 17% | 18 |
| CRANES VIEW LODGE | | | 18 | 100% | 18 |
| TPCA CLINICAL LABORATORIES | | 15 | 3 | 17% | 18 |
| MINUTECLINIC, LLC, DBA MINUTECLINIC #6 | | 16 | 2 | 11% | 18 |
| CVS MINUTE CLINIC DIAGNOSTIC OF WISCONSIN | | 18 | | | 18 |
| SANTA ROSA COUNTY JAIL - WELLPATH | | | 18 | 100% | 18 |
| XPRESS WELLNESS URGENT CARE | | | 18 | 100% | 18 |
| MADISON CORE LABORATORIES | | 17 | 1 | 6% | 18 |
| DAVID LAWRENCE CENTER INC | | 16 | 2 | 11% | 18 |
| MC DIAGNOSTIC OF CONNECTICUT, PC #1966 | | 18 | | | 18 |
| ASCENSION ST VINCENT'S PRIMARY CARE | | 1 | 17 | 94% | 18 |
| TENDER CARE ALF | | 18 | | | 18 |
| FORT HAMILTON URGENT CARE | | 18 | | | 18 |
| BERGEN NEW BRIDGE M | | 16 | 2 | 11% | 18 |
| DR PHILLIPS MEDICAL WELLNESS CENTER | | 13 | 5 | 28% | 18 |
| WALGREEN EASTERN CO, INC | | 18 | | | 18 |
| GENERAL INTERNAL MEDICINE MEDICAL CTR CLINIC | | 13 | 5 | 28% | 18 |
| INTERMOUNTAIN CENTRAL LAB | | 1 | 17 | 94% | 18 |
| JACKSON LABORATORY FOR GENOMIC MEDICIN | | 18 | | | 18 |
| MI CASA DORADA ASSISTED LIVING FACILIT | | 18 | | | 18 |
| MARION COUNTY HEALTH DEPARTMENT | | 17 | 1 | 6% | 18 |
| MINUTECLINIC #8699 | | 14 | 4 | 22% | 18 |
| MINUTE CLINIC DIAGNOSTIC OF SOUTH CAROLINA | | 14 | 4 | 22% | 18 |
| AURORA DIAGNOSTICS | | 6 | 12 | 67% | 18 |
| PPD - IXLAYER | | 17 | 1 | 6% | 18 |
| KIMBERLY J HENDERSON MD PC | | 17 | 1 | 6% | 18 |
| MOORINGS PARK OAKSTONE AT GREY OAKS | | 17 | 1 | 6% | 18 |
| AVALON FAMILY RESORT ASSISTED LIVING LLC | | 18 | | | 18 |
| BRONSON FIRE DEPARTMENT | | 18 | | | 18 |
| CLEVELAND CLINIC | | | 18 | 100% | 18 |
| OSCEOLA ALF OPERATOR, LLC DBA□ | | 18 | | | 18 |
| PRIMARY CARE WALK IN CLINIC PLLC | | | 17 | 100% | 17 |
| BAY BREEZE HEALTH AND REHABILITATION CENTER | | 9 | 8 | 47% | 17 |
| MINUTECLINIC DIAGNOSTIC OF TN PC #643 | | 13 | 4 | 24% | 17 |
| MEDEXPRESS URGENT CARE - LAFAYETTE | | 16 | 1 | 6% | 17 |
| UNIVERSITY LAB | | | 17 | 100% | 17 |
| UNIVERSITY OF ALABAMA - FUNGAL REFERENCE LABORATORY | | 12 | 5 | 29% | 17 |
| ST JOSEPHS HOSP OF ATLANTA/CLINIC LAB | | 15 | 2 | 12% | 17 |
| LEHIGH VALLEY HOSPITAL | | 3 | 14 | 82% | 17 |
| GENETIC TECHNOLOGICAL INNOVATIONS | | | 17 | 100% | 17 |
| EAR NOSE & THROAT ASSOCIATES OF MANATEE PA | | 17 | | | 17 |
| BRYAN WHITFIELD MEMORIAL HOSPITAL | | 12 | 5 | 29% | 17 |
| RESOLVE MOLECULAR DIAGNOSTICS | | 13 | 4 | 24% | 17 |
| YORKVILLE PEDIATRIC URGENT CARE | | 17 | | | 17 |
| DIEGO FALLON MD PA | | 6 | 11 | 65% | 17 |
| COAST MED URGENT CARE | | 16 | 1 | 6% | 17 |

COVID-19: testing by laboratory

Data through May 7, 2021 verified as of May 8, 2021 at 09:25 AM

Data in this report are provisional and subject to change.

The numbers in the table below represent the number of Florida and non-Florida residents for whom test results were received by the Department of Health. A person can be tested by more than one laboratory and can have both positive and negative results. **Therefore, the sum of the numbers in each column will be larger than the total number of people tested.**

| Reporting lab | Inconclusive | Negative | Positive | Percent positive | Total |
|---|--------------|----------|----------|------------------|-------|
| RIVERSIDE MEDICAL GROUP | | 16 | 1 | 6% | 17 |
| ALBIBI | | 1 | 16 | 94% | 17 |
| BLOUNT MEMORIAL HOSPITAL | | 14 | 3 | 18% | 17 |
| SARASOTA MEDICAL CENTER | | 6 | 11 | 65% | 17 |
| HEALTHCARE NOW | | | 17 | 100% | 17 |
| UNIVERSITY OF MIAMI MILLER SCHOOL | | | 17 | 100% | 17 |
| NEMOURS CHILDREN'S URGENT | | | 17 | 100% | 17 |
| Atlanta VAMC | | 12 | 5 | 29% | 17 |
| BROOKDALE CROWN POINT | | | 17 | 100% | 17 |
| INN AT LAKE SEMINOLE SQUARE, THE | | 17 | | | 17 |
| MINUTE CLINIC LLC #5733 | | 17 | | | 17 |
| PARRISH HEALTH CENTER | | 14 | 3 | 18% | 17 |
| MASSACHUSETTS GENERAL HOSPITAL | | 1 | 16 | 94% | 17 |
| MEDEXPRESS URGENT CARE- MARYLAND | | 14 | 3 | 18% | 17 |
| MINUTECLINIC DIAGNOSTIC OF OKLAHOMA | | 14 | 3 | 18% | 17 |
| UVMMC MICROBIOLOGY | | 16 | 1 | 6% | 17 |
| NOVANT HEALTH GOHEALTH URGENT CARE-HARRISBURG | | 8 | 9 | 53% | 17 |
| LYNN KEEFE, MD PEDIATRICS | | 14 | 3 | 18% | 17 |
| URGENT CARE WEST CLINIC | | 14 | 3 | 18% | 17 |
| STARLING AT NOCATEE | | | 17 | 100% | 17 |
| INFEXIONSHIELD INC. | | 17 | | | 17 |
| ST JOSEPH HOSPITAL | | 16 | 1 | 6% | 17 |
| MARCO DRUGS AND COMPOUNDING | | 13 | 4 | 24% | 17 |
| WELLSTAR NORTH FULTON HOSPITAL LABORAT | | 16 | 1 | 6% | 17 |
| ADVENT HEALTH - ZEPHYRHILLS | | | 17 | 100% | 17 |
| COMPREHENSIVE CHILDCARE ASSOCIATES | | 9 | 8 | 47% | 17 |
| PALATKA VA CBOC | | 16 | 1 | 6% | 17 |
| LAKEVIEW HEALTH SYSTEMS | | | 17 | 100% | 17 |
| GENOTOX LABORATORIES | | 14 | 3 | 18% | 17 |
| WELLINGTON FAMILY PRACTICE | | 13 | 4 | 24% | 17 |
| URGENT CARE OF NEW YORK | | 16 | 1 | 6% | 17 |
| COMMUNITY HEALTH OF SOUTH FLORIDA INC | | | 17 | 100% | 17 |
| CARE NOW, INC | | 13 | 4 | 24% | 17 |
| FLORIDA KEYS CONCIERGE MEDICINE, LLC | | 15 | 2 | 12% | 17 |
| KAILOS GENETICS INC | | 14 | 3 | 18% | 17 |
| MINUTECLINIC DIAGNOSTIC OF TN PC #6415 | | 13 | 4 | 24% | 17 |
| MINUTE-CLINIC DIAGNOSTIC OF VIRGINIA, LLC #2003 | | 14 | 3 | 18% | 17 |
| SOMA MEDICAL CENTER PA | | | 17 | 100% | 17 |
| CVS MINUTE CLINIC DIAGNOSTIC OF VIRGINIA | | 17 | | | 17 |
| ESTATES MEDICAL CENTER INC | | 4 | 13 | 76% | 17 |
| INTERNAL MEDICINE ASSOCIATES & SPECIALTIES INC | | 15 | 1 | 6% | 16 |
| NORTHERN WESTCHESTER HOSPITAL LABORATORY | | 14 | 2 | 13% | 16 |
| RICH STREET GROUP HOME | | 9 | 7 | 44% | 16 |
| WALGREENS #06416 | | 15 | 1 | 6% | 16 |
| PROHEALTH CARE ASSOCIATES MOBILE | | 13 | 3 | 19% | 16 |
| SURGERY CENTER OF CORAL GABLES LLC,THE | | 12 | 4 | 25% | 16 |

COVID-19: testing by laboratory

Data through May 7, 2021 verified as of May 8, 2021 at 09:25 AM

Data in this report are provisional and subject to change.

The numbers in the table below represent the number of Florida and non-Florida residents for whom test results were received by the Department of Health. A person can be tested by more than one laboratory and can have both positive and negative results. **Therefore, the sum of the numbers in each column will be larger than the total number of people tested.**

| Reporting lab | Inconclusive | Negative | Positive | Percent positive | Total |
|--|--------------|----------|----------|------------------|-------|
| TOXUSALABS DBA CONNECTDX LABS | | 13 | 3 | 19% | 16 |
| HODGES CLUSTER | | 2 | 14 | 88% | 16 |
| STATEN ISLAND UNIVERSITY HOSPITAL SEGUINE AVE | | 13 | 3 | 19% | 16 |
| CVS CA9715POCT THOUSAND OAKS | | 16 | | | 16 |
| PROMEDICA LABORATORIES | | 11 | 5 | 31% | 16 |
| MEDICINE AT LONGWOOD | | 16 | | | 16 |
| PRO HEALTH FAMILY PHYSICIANS, NYSTROM | | 16 | | | 16 |
| UNAVAILABLE/UNKNOWN/NO INFORMATION FOUND | | | 16 | 100% | 16 |
| GOOD SAMARITAN SOCIETY | | 16 | | | 16 |
| BAPTIST PRIMARY CARE PONTE VEDRA | | 10 | 6 | 38% | 16 |
| Lab MSMC Hialeah | | | 16 | 100% | 16 |
| CULINARY INSTITUTE OF AMERICA STUDENT | 3 | 13 | | | 16 |
| TIFT REGIONAL HEALTH SYSTEM, INC | | 16 | | | 16 |
| PANAMA CITY VITAS HOSPICE | | 16 | | | 16 |
| BVL PEDIATRICS | | 14 | 2 | 13% | 16 |
| HUNTINGTON URGENT CARE | | 15 | 1 | 6% | 16 |
| FAST TRACK URGENT CARE CENTER - TYRONE | | | 16 | 100% | 16 |
| XERA MED RESEARCH | | | 16 | 100% | 16 |
| FLORIDA MEDICAL ASSOCIATES LLC | | 9 | 7 | 44% | 16 |
| TINA'S ASSISTED LIVING FACILITY CORP | | 16 | | | 16 |
| KETAMINE HEALTH CENTERS AT BONITA SPRINGS, LLC | | 16 | | | 16 |
| ST AUGUSTINE PLANTATION | | 1 | 15 | 94% | 16 |
| MIAMI BEACH MEDICAL GROUP LLC | | | 16 | 100% | 16 |
| MORTON PLANT MEASE | | | 16 | 100% | 16 |
| DAVITA DIALYSIS | | 4 | 12 | 75% | 16 |
| ALL FLORIDA FAMILY & SPORTS MEDICINE | | 15 | 1 | 6% | 16 |
| BONIFAY NURSING AND REHABILITATION CENTER | | | 16 | 100% | 16 |
| SUFFRIDGE DRIVE GROUP HOME | | 16 | | | 16 |
| JS HEALTHCARE INC | | 16 | | | 16 |
| NORTHWEST FLORIDA SLEEP | | 1 | 15 | 94% | 16 |
| HUDSON VALLEY HOSPITAL CENTER LABORATORY | | 15 | 1 | 6% | 16 |
| NORTHWEST FLORIDA ENT, PA | | 5 | 11 | 69% | 16 |
| WALGREENS #07936 | | 15 | 1 | 6% | 16 |
| OKEECHOBEE HEALTHCARE FACILITY | | | 16 | 100% | 16 |
| INDIANA STATE DEPARTMENT OF HEALTH | | 1 | 15 | 94% | 16 |
| CENTRAL JERSEY URGENT CARE OF EATONTOW | | 15 | 1 | 6% | 16 |
| VIGILINT HEALTHCARE | | 14 | 2 | 13% | 16 |
| PRESBYTERIAN MEDICAL SERVICES | | 16 | | | 16 |
| SRMC AVALON | | 9 | 7 | 44% | 16 |
| URGENT CARE CLINIC OF LINCOLN | | 14 | 2 | 13% | 16 |
| CRUCIAL CARE | | 10 | 6 | 38% | 16 |
| Heartland Healthcare Center Boca Raton | | 2 | 14 | 88% | 16 |
| NOVALIFE MEDSPA | | | 16 | 100% | 16 |
| MINUTECLINIC DIAGNOSTIC OF VIRGINIA | | 16 | | | 16 |
| JOSEPH MIGNOGNA | | 13 | 3 | 19% | 16 |
| PROMUS DIAGNOSTICS, LLC | | | 16 | 100% | 16 |

COVID-19: testing by laboratory

Data through May 7, 2021 verified as of May 8, 2021 at 09:25 AM

Data in this report are provisional and subject to change.

The numbers in the table below represent the number of Florida and non-Florida residents for whom test results were received by the Department of Health. A person can be tested by more than one laboratory and can have both positive and negative results. **Therefore, the sum of the numbers in each column will be larger than the total number of people tested.**

| Reporting lab | Inconclusive | Negative | Positive | Percent positive | Total |
|--|--------------|----------|----------|------------------|-------|
| MILLENNIUM PHYSICIAN GRP LLC NAPLES PINE RIDGE | | | 16 | 100% | 16 |
| TMH FSU RAPID LABORATORY | | 2 | 14 | 88% | 16 |
| MINNEOLA PLACE A HOMEBRIDGE COMMUNITY | | 16 | | | 16 |
| ALAN L MELOTEK MD | | 16 | | | 16 |
| LILY'S PROMISE AL#12775 | | 16 | | | 16 |
| MINUTECLINIC DIAGNOSTIC OF VIRGINIA, LLC #1416 | | 15 | 1 | 6% | 16 |
| MINUTECLINIC DIAG OF IND, LLC #6697 | | 14 | 2 | 13% | 16 |
| CARDIOTHORACIC SURGERY OF HYDE PARK | | | 15 | 100% | 15 |
| WESTERN NEW YORK IMMEDIATE MEDICAL CAR | | 13 | 2 | 13% | 15 |
| CARENOW URGENT CARE-WEST END | | 10 | 5 | 33% | 15 |
| OPIS ISLAND LAKE CENTER | | 13 | 2 | 13% | 15 |
| HEALTH MED HOME CARE, LLC | | 15 | | | 15 |
| GNT ASSOCIATES | | 14 | 1 | 7% | 15 |
| MINUTECLINIC DIAGNOSTIC OF GEORGIA, LL | | 12 | 3 | 20% | 15 |
| CVS MINUTE CLINIC, LLC | | 13 | 2 | 13% | 15 |
| BAPTIST MEDICAL CENTER EAST | | 11 | 4 | 27% | 15 |
| ORLANDO HEALTH | | 2 | 13 | 87% | 15 |
| MILTON 4707 | | 15 | | | 15 |
| ATMORE NURSING CENTER | | 14 | 1 | 7% | 15 |
| OAKMONTE VILLAGE OF DAVIE | | | 15 | 100% | 15 |
| BROWARD MEDICAL AND URGENT CARE | | 15 | | | 15 |
| UNIVERSITY HOSPITAL UC HEALTH | | 11 | 4 | 27% | 15 |
| PREMIER LABORATORY SERVICES, LLC | | 5 | 10 | 67% | 15 |
| BROOKLYN HOSPITAL CENTER DOWNTOWN CAMPUS | | 15 | | | 15 |
| EASTLAKE PEDIATRICS - TRINITY | | 15 | | | 15 |
| CVS GA2108POCT NORCROSS | | 12 | 3 | 20% | 15 |
| CVS TN2179POCT MURFREESBORO | | 14 | 1 | 7% | 15 |
| VERO DIAGNOSTICS | | 14 | 1 | 7% | 15 |
| SINAI HOSPITAL OF BALTIMORE | | 15 | | | 15 |
| TELEVISIT MALABAR PEDIATRICS | | 5 | 10 | 67% | 15 |
| MEDI-DRUG INC | | 13 | 2 | 13% | 15 |
| ST JOSEPH WOMENS HOSPITAL | | | 15 | 100% | 15 |
| ST LUKES ROOSEVELT LABORATORY | | 12 | 3 | 20% | 15 |
| FAMILY CARE | | | 15 | 100% | 15 |
| AJU GEORGE MD PA | | | 15 | 100% | 15 |
| BESSENT ROAD GROUP HOME | | 15 | | | 15 |
| MINUTECLINIC DIAGNOSTIC OF TN, PC 6438 | | 13 | 2 | 13% | 15 |
| LONG ISLAND JEWISH VALLEY STREAM | | 14 | 1 | 7% | 15 |
| MC DIAGNOSTIC OF CONNECTICUT, PC # 257 | | 14 | 1 | 7% | 15 |
| MEADOWCREST MOLECULAR DIAGNOSTICS, LLC | | | 15 | 100% | 15 |
| PARROTT MEDICAL CLINIC | | | 15 | 100% | 15 |
| SOMA MEDICAL CENTER, P.A. | | | 15 | 100% | 15 |
| MIRACLE ALF INC | | 15 | | | 15 |
| CARENOW URGENT CARE-DONELSON | | 12 | 3 | 20% | 15 |
| NORTH COUNTRY FAMILY HEALTH CENTER INC | | 15 | | | 15 |
| HAVEN HOSPICE IN CHIEFLAND | | 9 | 6 | 40% | 15 |

COVID-19: testing by laboratory

Data through May 7, 2021 verified as of May 8, 2021 at 09:25 AM

Data in this report are provisional and subject to change.

The numbers in the table below represent the number of Florida and non-Florida residents for whom test results were received by the Department of Health. A person can be tested by more than one laboratory and can have both positive and negative results. **Therefore, the sum of the numbers in each column will be larger than the total number of people tested.**

| Reporting lab | Inconclusive | Negative | Positive | Percent positive | Total |
|---|--------------|----------|----------|------------------|-------|
| MC DIAGNOSTIC OF CONNECTICUT , PC # 3 | | 13 | 2 | 13% | 15 |
| CUSTEAD CARE CENTER HAVEN HOSPICE | | 12 | 3 | 20% | 15 |
| MINUTE CLINIC LLC #5706 | | 13 | 2 | 13% | 15 |
| HOLLEY-NAVARRE MEDICAL CLINIC | | 5 | 10 | 67% | 15 |
| HIRAM COLLEGE HEALTH CENTER (ABBOTT) | | 13 | 2 | 13% | 15 |
| FLORIDA DEPARTMENT OF HEALTH IN HILLSBOROUGH COUNTY | | 1 | 14 | 93% | 15 |
| DELIVER MY MEDS CORP | | 15 | | | 15 |
| PATHLINE | | | 15 | 100% | 15 |
| CVS MINUTE CLINIC DIAG OF IND, LLC #6549 | | 14 | 1 | 7% | 15 |
| FAMILY CARE CENTER OF ARLINGTON | | 10 | 5 | 33% | 15 |
| MEDLAB ASSOCIATES LLC | | 15 | | | 15 |
| SKIN WELLNESS PHYSICIANS LLC | | 15 | | | 15 |
| OPTIONS FOR SENIORS INC DBA PALM KREST MANOR | | 12 | 3 | 20% | 15 |
| WALK IN URGENT CARE | | | 15 | 100% | 15 |
| MONTEFIORE NYACK HOSPITAL AFFILIATED LABORATORY | | 13 | 2 | 13% | 15 |
| WELLMED AT PORT ST LUCIE WEST | | 10 | 5 | 33% | 15 |
| LAKE NONA MEDICAL SERVICE LLC | | 13 | 2 | 13% | 15 |
| MINUTE CLINIC DIAGNOSTIC MED GRP | | 14 | 1 | 7% | 15 |
| CVS TX8321POCT MCKINNEY | | 15 | | | 15 |
| MC DIAGNOSTIC OF CONNECTICUT PC #459 | | 15 | | | 15 |
| LAKE CO SCHOOLS EMPLOYEE HEALTH & WELLNESS CENTER | 1 | 11 | 3 | 20% | 15 |
| DIATHERIX | | 13 | 2 | 13% | 15 |
| MINUTECLINIC DIAGNOSTIC OF RHODE ISLAND | | 12 | 3 | 20% | 15 |
| CVS NY491POCT JACKSON HEIGHTS | | 15 | | | 15 |
| GADSDEN REGIONAL MEDICAL CENTER | | 15 | | | 15 |
| Astoria Health and Rehab | | 15 | | | 15 |
| INHEALTH LIFE SCIENCES | | 6 | 9 | 60% | 15 |
| Crestwood Nursing Center | | 8 | 7 | 47% | 15 |
| The Evangelical Lutheran Good Samaritan Society | | 14 | | | 14 |
| MINUTE-CLINIC DIAGNOSTIC OF VIRGINIA, LLC | | 14 | | | 14 |
| CITY OF WEST PALM BEACH EMPLOYEE & FAMILY HEALTH | | 14 | | | 14 |
| MINUTECLINIC DIAGNOSTIC OF NEW MEXICO | | 14 | | | 14 |
| METHODIST MEDICAL CENTER | | 11 | 3 | 21% | 14 |
| LIFE'S SPECIAL MOMENTS INC | | 14 | | | 14 |
| UNIVERSITY HOSPITALS OF CLEVELAND | | 8 | 6 | 43% | 14 |
| FAMILY PRACTICE ON THE GO | | 6 | 8 | 57% | 14 |
| MONTEFIORE MEDICAL CENTER LABORATORIES - WEILER | | 10 | 4 | 29% | 14 |
| MINUTE CLINIC OF KANSAS PA | | 8 | 6 | 43% | 14 |
| SIGMUND LABS LLC | | 14 | | | 14 |
| PT&J REHAB - VILLAGE OF ROYAL PALM BEACH | | 12 | 2 | 14% | 14 |
| EFFINGER HEALTH, PA | | 14 | | | 14 |
| MY WELLNESS EXPRESS | | | 14 | 100% | 14 |
| SOUTHEASTERN UNIVERSITY INC | | 14 | | | 14 |
| MED TECH SERVICES OF PALM BEACH INC | | 14 | | | 14 |
| CASS'S MOBILE HEALTH SERVICES | | 13 | 1 | 7% | 14 |
| POLK CHD BARTOW | | 13 | 1 | 7% | 14 |

COVID-19: testing by laboratory

Data through May 7, 2021 verified as of May 8, 2021 at 09:25 AM

Data in this report are provisional and subject to change.

The numbers in the table below represent the number of Florida and non-Florida residents for whom test results were received by the Department of Health. A person can be tested by more than one laboratory and can have both positive and negative results. **Therefore, the sum of the numbers in each column will be larger than the total number of people tested.**

| Reporting lab | Inconclusive | Negative | Positive | Percent positive | Total |
|---|--------------|----------|----------|------------------|-------|
| TLC FAMILY CARE HOME INC | | 14 | | | 14 |
| ACCESS HOME HEALTH OF FLORIDA LLC | | 14 | | | 14 |
| SOUTHEASTERN LABORATORY | | | 14 | 100% | 14 |
| MEDEXPRESS URGENT CARE-ALTOONA | | 12 | 2 | 14% | 14 |
| SARASOTA - ROBERT L TAYLOR COMMUNITY CENTER | | 1 | 13 | 93% | 14 |
| ACM MEDICAL LABORATORY ALLIANCE | | 11 | 3 | 21% | 14 |
| FYZAMEDICAL, LLC | | 10 | 4 | 29% | 14 |
| FG RAPID RESULTS LLC | | 8 | 6 | 43% | 14 |
| STEWART MELBOURNE HOSPITAL, INC | 1 | | 13 | 93% | 14 |
| Hackensack Umc Mountainside | | 13 | 1 | 7% | 14 |
| NIGHT OWL PEDIATRICS URGENT CARE | | | 14 | 100% | 14 |
| MHHS All Lab Subsection | | 14 | | | 14 |
| MINUTECLINIC DIAGNOSTIC OF TN, PC 4992 | | 14 | | | 14 |
| DOCTORS EXPRESS OF ST PETERSBURG | | 4 | 10 | 71% | 14 |
| EPIPHANY HEALTH | | 8 | 6 | 43% | 14 |
| TALLAHASSEE PRIMARY CARE ASSOCIATES PA | | 12 | 2 | 14% | 14 |
| ARNOT OGDEN MEDICAL CENTER LABORATORY | | 14 | | | 14 |
| NEW YORK PRESBYTERIAN - LOWER MANHATTAN | | 14 | | | 14 |
| MELBOURNE FAMILY PRACTICE | | 12 | 2 | 14% | 14 |
| DIAMOND SPEEDWAY DIALYSIS | | 1 | 13 | 93% | 14 |
| CVS TN5639POCT FARRAGUT | | 11 | 3 | 21% | 14 |
| BELLEVUE HOSPITAL CENTER DEPARTMENT | | 14 | | | 14 |
| MADISON COUNTY HEALTH DEPARTMENT | | 7 | 7 | 50% | 14 |
| St Joseph's Hospital & Medical Center | | 12 | 2 | 14% | 14 |
| HAVEN HOSPICE | | | 14 | 100% | 14 |
| BAPTIST HEALTH | | | 14 | 100% | 14 |
| RICHMOND UNIVERSITY MEDICAL CENTER | | 12 | 2 | 14% | 14 |
| NORTHWESTERN MEMORIAL HOSPITAL | | | 14 | 100% | 14 |
| NORTHSIDE HOSPITAL FORSYTH | | 12 | 2 | 14% | 14 |
| RIVERSIDE COTTAGES AT THE SHORES, LLC | | | 14 | 100% | 14 |
| BOCA SIMON | | 2 | 12 | 86% | 14 |
| SUNCOAST COMMUNITY HEALTH CENTERS INC | | 4 | 10 | 71% | 14 |
| CVS TX7288POCT DALLAS | | 10 | 4 | 29% | 14 |
| MINUTECLINIC DIAGNOSTIC OF NEW JERSEY, LLC # 7069 | | 14 | | | 14 |
| MEDEXPRESS URGENT CARE - PANTOPS | | 12 | 2 | 14% | 14 |
| MINUTECLINIC, LLC, DBA MINUTECLINIC #2 | | 12 | 2 | 14% | 14 |
| CVS MINUTE CLINIC, LLC #22 | | 13 | 1 | 7% | 14 |
| ALASKA PUBLIC HEALTH LAB | | 1 | 13 | 93% | 14 |
| CVS HEALTH MINUTE CLINIC | | 1 | 13 | 93% | 14 |
| HEALTHFIRST ADVENT HEALTH CENTRA CARE COCOA BEACH | | | 14 | 100% | 14 |
| QUEENS UNIVERSITY OF CHARLOTTE | | 14 | | | 14 |
| DESOTO HEALTH AND REHAB LLC | | 9 | 5 | 36% | 14 |
| LUCID DIAGNOSTICS LABS | | | 14 | 100% | 14 |
| SUMMIT ATLANTIC SURGERY CENTER | | 14 | | | 14 |
| PHELPS HOSPITAL LABORATORY | | 12 | 2 | 14% | 14 |
| MERCY MEDICAL CENTER | | 7 | 7 | 50% | 14 |

COVID-19: testing by laboratory

Data through May 7, 2021 verified as of May 8, 2021 at 09:25 AM

Data in this report are provisional and subject to change.

The numbers in the table below represent the number of Florida and non-Florida residents for whom test results were received by the Department of Health. A person can be tested by more than one laboratory and can have both positive and negative results. **Therefore, the sum of the numbers in each column will be larger than the total number of people tested.**

| Reporting lab | Inconclusive | Negative | Positive | Percent positive | Total |
|---|--------------|----------|----------|------------------|-------|
| IGENEX INC | | 14 | | | 14 |
| Solaris Healthcare Pensacola | | | 14 | 100% | 14 |
| HORIZON MEDICAL GROUP | | 12 | 2 | 14% | 14 |
| ADVICE FOR OPTIMAL WELLNESS | | 11 | 3 | 21% | 14 |
| TAPESTRY TALLAHASSEE WALDEN | | 14 | | | 14 |
| DYNAMIC DNA LAB | | 1 | 13 | 93% | 14 |
| ST CLOUD MEDICAL GROUP | | 12 | 2 | 14% | 14 |
| MEDEXPRESS URGENT CARE - BENTON HARBOR | | 14 | | | 14 |
| CVS NC187POCT CHARLOTTE | | 13 | 1 | 7% | 14 |
| CVS TX7162POCT HOUSTON | | 14 | | | 14 |
| FAMILY MEDICINE OF WESTON LLC | | 6 | 8 | 57% | 14 |
| LANE PEDIATRICS PA | | 1 | 12 | 92% | 13 |
| MEDLABS DIAGNOSTICS | | 11 | 2 | 15% | 13 |
| MINUTE CLINIC LLC #1909 | | 13 | | | 13 |
| FLORIDA STATE HOSPITAL | | | 13 | 100% | 13 |
| SOUTHEAST FAMILY HEALTHCARE CENTER | | | 13 | 100% | 13 |
| SOMA MEDICAL CENTER PA #4 | | | 13 | 100% | 13 |
| MEDEXPRESS URGENT CARE MONACA | | 13 | | | 13 |
| AFC URGENT CARE - CEDAR GROVE | | 11 | 2 | 15% | 13 |
| WALGREENS #04176 | | 10 | 3 | 23% | 13 |
| RDX BIOSCIENCE INC | | 10 | 3 | 23% | 13 |
| VA Primary Care Clinic at Meharry | | 12 | 1 | 8% | 13 |
| MINUTECLINIC, LLC, MINUTECLINIC #7637 | | 11 | 2 | 15% | 13 |
| MINUTE CLINIC DIAGNOSTIC OF NORTH CAROLINA | | 12 | 1 | 8% | 13 |
| MINUTE CLINIC LLC #6765 | | 13 | | | 13 |
| MINUTECLINIC LLC # 3401 | | 13 | | | 13 |
| MC DIAGNOSTIC OF CONNECTICUT, PC #1043 | | 13 | | | 13 |
| ESCAMBIA COMMUNITY CLINIC | | 2 | 11 | 85% | 13 |
| MINUTECLINIC, DIAGNOSTIC OF TEXAS, LL | | 12 | 1 | 8% | 13 |
| MINUTECLINIC MINUTECLINIC #8505 | | 11 | 2 | 15% | 13 |
| CVS HEALTH, #2043 | | 13 | | | 13 |
| ST CLOUD COMPOUNDING PHARMACY & WELLNESS CENTER | | 12 | 1 | 8% | 13 |
| CORAL LANDING ASSISTED LIVING | | 11 | 2 | 15% | 13 |
| VILLA OF KINGS AND QUEENS OF DELRAY | | 13 | | | 13 |
| MINUTECLINIC, LLC, DBA MINUTECLINIC #6106 | | 11 | 2 | 15% | 13 |
| VALDOSTA FAMILY MEDICINE | | 1 | 12 | 92% | 13 |
| CAN COMMUNITY HEALTH, INC | | 11 | 2 | 15% | 13 |
| ALL 4 KIDZ PEDIATRICS | | 9 | 4 | 31% | 13 |
| AVALON MEDICAL WALK IN CLINIC | | | 13 | 100% | 13 |
| IN-OFFICE LAB | | 12 | 1 | 8% | 13 |
| URGENT MEDICAL CENTER INC | | 5 | 8 | 62% | 13 |
| CLINICAL LABORATORY SERVICES | | | 13 | 100% | 13 |
| BROOKDALE DELAND | | | 13 | 100% | 13 |
| PARKWEST MEDICAL CENTER | | 11 | 2 | 15% | 13 |
| CLEVELAND TENNESSEE HOSPITAL COMPANY | | 11 | 2 | 15% | 13 |
| AVENTURA HOSPITAL AND MEDICAL CENTER | | | 13 | 100% | 13 |

COVID-19: testing by laboratory

Data through May 7, 2021 verified as of May 8, 2021 at 09:25 AM

Data in this report are provisional and subject to change.

The numbers in the table below represent the number of Florida and non-Florida residents for whom test results were received by the Department of Health. A person can be tested by more than one laboratory and can have both positive and negative results. **Therefore, the sum of the numbers in each column will be larger than the total number of people tested.**

| Reporting lab | Inconclusive | Negative | Positive | Percent positive | Total |
|---|--------------|----------|----------|------------------|-------|
| MEDEXPRESS URGENT CARE - SALEM | | 9 | 4 | 31% | 13 |
| CONSULATE HEALTH CARE OF PENSACOLA | | | 13 | 100% | 13 |
| THE PLAZA AT PARKSQUARE | | 13 | | | 13 |
| SAMARITAN MEDICAL CENTER | | 13 | | | 13 |
| MINUTECLINIC LLC (1435) | | 12 | 1 | 8% | 13 |
| Sunnyside Care Center | | 13 | | | 13 |
| RED MOUNTAIN DIAGNOSTICS | | 13 | | | 13 |
| MINUTECLINIC DIAGNOSTIC OF NORTH CAROLINA, PC | | 12 | 1 | 8% | 13 |
| MINUTECLINIC DIAGNOSTIC OF TN PC #386 | | 12 | 1 | 8% | 13 |
| ROCKLEDGE | | 3 | 10 | 77% | 13 |
| MINUTECLINIC DIAGNOSTIC OF ILLINOIS LL | | 11 | 2 | 15% | 13 |
| SANDGATE GARDENS REHAB & NURSING CENTER | | 3 | 10 | 77% | 13 |
| MAINSTREET FAMILY SELECT | | 1 | 12 | 92% | 13 |
| ORCHID COVE | | 3 | 10 | 77% | 13 |
| Signature Healthcare of Savannah | | 13 | | | 13 |
| CVS MINUTE CLINIC DIAGNOSTIC MED GRP OF SAN | | 11 | 2 | 15% | 13 |
| CAPE CORAL URGENT CARE | | 9 | 4 | 31% | 13 |
| CVS MINUTE CLINIC DIAGNOSTIC PA #3060 | | 11 | 2 | 15% | 13 |
| WANTAGH URGENT CARE | | 10 | 3 | 23% | 13 |
| NORTHEAST PEDIATRICS | | | 13 | 100% | 13 |
| MINUTECLINIC, LLC #244 | | 12 | 1 | 8% | 13 |
| MINUTECLINIC, LLC #1492 | | 13 | | | 13 |
| MINUTE CLINIC, LLC #4650 | | 11 | 2 | 15% | 13 |
| SHELBY COUNTY HEALTH CARE CORPORATION | | 10 | 3 | 23% | 13 |
| MEDEXPRESS URGENT CARE-LATROBE | | 12 | 1 | 8% | 13 |
| GLENBROOKE AT PALM BAY | | | 13 | 100% | 13 |
| MINUTE CLINIC DIAGNOSTIC OF SC, LLC #42 | | 12 | 1 | 8% | 13 |
| EAR NOSE AND THROAT ASSOCIATES OF MANATEE, P.A. | | 10 | 3 | 23% | 13 |
| CROSS CARE CENTER | | | 13 | 100% | 13 |
| PHASE2 LABS | 2 | 9 | 2 | 15% | 13 |
| NATIONAL GENETICS INST LABCORP | | 4 | 9 | 69% | 13 |
| DEVEREUX FLORIDA CHILDRENS CENTER | | | 13 | 100% | 13 |
| BRIDGE DIAGNOSTICS | | | 13 | 100% | 13 |
| CVS MINUTE CLINIC DIAGNOSTIC OF TN #3293 | | 12 | 1 | 8% | 13 |
| CORONA NYC LAB | | 12 | 1 | 8% | 13 |
| BARRANCO CLINIC,THE | 3 | 9 | 1 | 8% | 13 |
| MISSOURI DEPARTMENT OF HEALTH AND SENIOR SERVICES | | | 13 | 100% | 13 |
| HARBOR CHASE OF JACKSONVILLE | | | 13 | 100% | 13 |
| GULF COAST MEDICAL GROUP | | 5 | 8 | 62% | 13 |
| LAKELAND REGIONAL HEALTH GRASSLANDS | | 12 | 1 | 8% | 13 |
| ORMOND MEDICAL ARTS | | 3 | 10 | 77% | 13 |
| BENNETT PEDIATRICS | | 13 | | | 13 |
| MEDEXPRESS URGENT CARE - CHRISTIANBURG | | 9 | 4 | 31% | 13 |
| WELLMED AT SOUTH PARSONS | | 10 | 3 | 23% | 13 |
| MINUTECLINIC #788 | | 11 | 2 | 15% | 13 |
| MOODY MANOR | | 13 | | | 13 |

COVID-19: testing by laboratory

Data through May 7, 2021 verified as of May 8, 2021 at 09:25 AM

Data in this report are provisional and subject to change.

The numbers in the table below represent the number of Florida and non-Florida residents for whom test results were received by the Department of Health. A person can be tested by more than one laboratory and can have both positive and negative results. **Therefore, the sum of the numbers in each column will be larger than the total number of people tested.**

| Reporting lab | Inconclusive | Negative | Positive | Percent positive | Total |
|--|--------------|----------|----------|------------------|-------|
| MEYER PEDIATRICS CHTD | | 11 | 2 | 15% | 13 |
| WORLD WRESTLING ENTERTAINMENT | | | 13 | 100% | 13 |
| COMPASS URGENT CARE | | 8 | 5 | 38% | 13 |
| MINUTE CLINIC LLC #2775 | | 12 | 1 | 8% | 13 |
| BRITO MEDICAL CENTER | | 10 | 2 | 17% | 12 |
| GEORGE W FERGUSON MD-CONCIERGE MEDICAL SERVICES PL | | 11 | 1 | 8% | 12 |
| CARLOS PORTU MD, PLLC | | | 12 | 100% | 12 |
| FAMILY MEDICINE AT LONGWOOD | | | 12 | 100% | 12 |
| DEPARTMENT OF PUBLIC HEALTH | | 12 | | | 12 |
| CVS TN5601POCT LENOIR CITY | | 10 | 2 | 17% | 12 |
| CULVER-STOCKTON COLLEGE | | 10 | 2 | 17% | 12 |
| LIFE CARE OF PORT SAINT LUCIE | | 3 | 9 | 75% | 12 |
| Westchester General Hospital | | | 12 | 100% | 12 |
| LEE COMMUNITY HEALTHCARE INC DUNBAR | | 10 | 2 | 17% | 12 |
| APPLE DIAGNOSTICS LAB | | 5 | 7 | 58% | 12 |
| VITALANT | | 1 | 11 | 92% | 12 |
| LEON CHD | | 12 | | | 12 |
| MINUTECLINIC DIAGNOSTIC OF VIRGINIA, LLC #255 | | 12 | | | 12 |
| MEDEXPRESS URGENT CARE - MONROE | | 12 | | | 12 |
| HNL LAB MEDICINE | | 9 | 3 | 25% | 12 |
| CVS GA2147POCT KENNESAW | | 8 | 4 | 33% | 12 |
| CVS MINUTE CLINIC DIAGNOSTIC | | 11 | 1 | 8% | 12 |
| CARE FAST MURABELLA | | 7 | 5 | 42% | 12 |
| WOODLAND TOWERS | | 6 | 6 | 50% | 12 |
| SAMARITAN HOSPITAL LABORATORY | | 11 | 1 | 8% | 12 |
| COLLIER COUNTY HEALTH DEPT. | | 7 | 5 | 42% | 12 |
| MINUTE CLINIC DIAGNOSTIC OF VIRGINIA, LLC #1905 | | 12 | | | 12 |
| CVS MINUTE CLINIC DIAGNOSTIC OF TEXAS,LLC | | 10 | 2 | 17% | 12 |
| SUMTER COUNTY HEALTH DEPARTMENT | | 7 | 5 | 42% | 12 |
| FAMILY HEALTH CENTER AT PORT ST JOHN | | 4 | 8 | 67% | 12 |
| ORLANDO FAMILY MEDICAL INC | | 12 | | | 12 |
| GULF COAST REGIONAL BLOOD CENTER | | | 12 | 100% | 12 |
| CARENOW URGENT CARE-HERMITAGE | | 8 | 4 | 33% | 12 |
| MEDEXPRESS URGENT CARE - BEECH GROVE | | 11 | 1 | 8% | 12 |
| ACCENTCARE | | 12 | | | 12 |
| ALBION COLLEGE (ABBOTT) | | 12 | | | 12 |
| ST PETER'S UNIVERSITY HOSPITAL | | 9 | 3 | 25% | 12 |
| FLORIDA DEPARTMENT OF HEALTH WASHINGTON COUNTY | | 7 | 5 | 42% | 12 |
| PUTNAM COUNTY HEALTH DEPARTMENT | | 12 | | | 12 |
| MEDEXPRESS URGENT CARE CHARLESTON | | 8 | 4 | 33% | 12 |
| MINUTECLINIC LLC #5176 | | 9 | 3 | 25% | 12 |
| WALGREENS #15495 | 1 | 10 | 1 | 8% | 12 |
| CURATIVE | | 1 | 11 | 92% | 12 |
| URGENT TEAM MANAGEMENT OF TENNESSEE | | 10 | 2 | 17% | 12 |
| GLEN OAKS HEALTH AND REHABILITATION CENTER | | | 12 | 100% | 12 |
| FHCP-PORT ORANGE | | 3 | 9 | 75% | 12 |

COVID-19: testing by laboratory

Data through May 7, 2021 verified as of May 8, 2021 at 09:25 AM

Data in this report are provisional and subject to change.

The numbers in the table below represent the number of Florida and non-Florida residents for whom test results were received by the Department of Health. A person can be tested by more than one laboratory and can have both positive and negative results. **Therefore, the sum of the numbers in each column will be larger than the total number of people tested.**

| Reporting lab | Inconclusive | Negative | Positive | Percent positive | Total |
|---|--------------|----------|----------|------------------|-------|
| QHG OF ENTERPRISE INC (DBA MEDICAL CTR | | 12 | | | 12 |
| THE POTTER'S HOUSE AT CANNON POINT | | 12 | | | 12 |
| MI2297090CV HOLLAND-23D2189684 | | 12 | | | 12 |
| ALACHUA | | | 12 | 100% | 12 |
| VERITAS RESEARCH CORP | | | 12 | 100% | 12 |
| MERIDIAN AT WATERWAYS, THE | | 10 | 2 | 17% | 12 |
| FAMILY MEDICINE AT HUNTERS CREEK | | 12 | | | 12 |
| MINUTECLINIC DIAGNOSTIC OF TN PC #240 | | 10 | 2 | 17% | 12 |
| MINUTECLINIC DIAGNOSTIC OF NEW JERSEY, | | 11 | 1 | 8% | 12 |
| DYNAMIC HEALTH CENTERS INC | | 8 | 4 | 33% | 12 |
| WALGREEN #6538 | | 12 | | | 12 |
| BROOKDALE CITRUS | | | 12 | 100% | 12 |
| OPTUM PRIMARY CARE | | 2 | 10 | 83% | 12 |
| MINUTE CLINIC LLC # 2033 | | 10 | 2 | 17% | 12 |
| ADVENTHEALTH MEDICAL GROUP CARE CLINIC AT | | 8 | 4 | 33% | 12 |
| MEDEXPRESS URGENT CARE - FORT WORTH S | | 10 | 2 | 17% | 12 |
| NAPLES GREEN VILLAGE | | 12 | | | 12 |
| ST. PETERSBURG PEDIATRICS | | | 12 | 100% | 12 |
| LONGWOOD PEDIATRICS LLC | | | 12 | 100% | 12 |
| MEDEXPRESS URGENT CARE - MAPLE DRIVE | | 11 | 1 | 8% | 12 |
| AMERICAN HOUSE FORT MYERS | | 12 | | | 12 |
| Lady Lake Specialty Care | | | 12 | 100% | 12 |
| MC DIAGNOSTIC OF CONNECTICUT, PC #114 | | 12 | | | 12 |
| SENIOR HOME CARE INC | | 12 | | | 12 |
| PALM BEACH PATHOLOGY | | 9 | 3 | 25% | 12 |
| CARROLL GARDENS URGENT CARE | | 12 | | | 12 |
| ACADIAN DIAGNOSTIC LABORATORIES | | 8 | 4 | 33% | 12 |
| PANCARE HEALTH - WEWA ELEMENTARY | | | 12 | 100% | 12 |
| MINUTECLINIC DIAGNOSTIC OF PA, LLC (1036) | | 10 | 2 | 17% | 12 |
| VIBRANT AMERICA | | 10 | 2 | 17% | 12 |
| VILLA HEALTH NH LLC | | 10 | 2 | 17% | 12 |
| OHIO STATE UNIVERSITY MEDICAL CENTER | | | 12 | 100% | 12 |
| BAYONET POINT HOSPITAL | | | 12 | 100% | 12 |
| FAMILY PRACTICE OF DAVIE INC | | | 12 | 100% | 12 |
| Highland Pines Health and Rehab | | 11 | 1 | 8% | 12 |
| MINUTECLINIC DIANOSTIC OF VIRGINA, LL | | 11 | 1 | 8% | 12 |
| JOHN W NORRIS III MD PA | 1 | | 11 | 92% | 12 |
| TMH PHYSICIAN PARTNERS - MONTICELLO | | 10 | 2 | 17% | 12 |
| MERCY HEALTH—MUSKEGON | | 7 | 5 | 42% | 12 |
| BROWARD DIALYSIS | | | 12 | 100% | 12 |
| SUWANNEE COUNTY JAIL | | 11 | 1 | 8% | 12 |
| CVS CA9113POCT CHULA VISTA | | 12 | | | 12 |
| TRANSPLANT GENOMICS INC (EUROFINS) | | 12 | | | 12 |
| MAURY REGIONAL HOSPITAL | | 6 | 6 | 50% | 12 |
| CENTRAL JERSEY URGENT CARE | | 11 | 1 | 8% | 12 |
| RUSSELL MEDICAL CENTER | | 11 | 1 | 8% | 12 |

COVID-19: testing by laboratory

Data through May 7, 2021 verified as of May 8, 2021 at 09:25 AM

Data in this report are provisional and subject to change.

The numbers in the table below represent the number of Florida and non-Florida residents for whom test results were received by the Department of Health. A person can be tested by more than one laboratory and can have both positive and negative results. **Therefore, the sum of the numbers in each column will be larger than the total number of people tested.**

| Reporting lab | Inconclusive | Negative | Positive | Percent positive | Total |
|---|--------------|----------|----------|------------------|-------|
| UNIVERSITY OF MIAMI MILLER SCHOOL OF MEDICINE | | | 12 | 100% | 12 |
| IREPERTOIRE_MOL_LAB | | 12 | | | 12 |
| COLLIER HMA PHYSICIAN MANAGEMENT, LLC | | 2 | 10 | 83% | 12 |
| MINUTECLINIC DIAGNOSTIC OF TN, PC 6304 | | 10 | 2 | 17% | 12 |
| ADVENTIST HEALTH SYSTEM FLORIDA DEPT OF HEALTH | | 7 | 5 | 42% | 12 |
| GENESIS | | 8 | 4 | 33% | 12 |
| FLORIDA DEPT OF HEALTH | | 4 | 8 | 67% | 12 |
| Rosewood Healthcare and Rehabilitation Center | | 5 | 7 | 58% | 12 |
| LAB UNKNOWN | | 1 | 11 | 92% | 12 |
| PASSPORT HEALTH | | | 11 | 100% | 11 |
| UNIVERSITY CENTRA CARE | | 10 | 1 | 9% | 11 |
| EXPRESS TEST | | | 11 | 100% | 11 |
| PRIME MEDICAL CARE, LLC | | 11 | | | 11 |
| ST VINCENT'S ST CLAIR | | 8 | 3 | 27% | 11 |
| PIEDMONT ATHENS REGIONAL MEDICAL | | 9 | 2 | 18% | 11 |
| ELITE HOME HEALTH SERVICES | | 11 | | | 11 |
| CAREATC NEXTERA HEALTH CENTER / GO | | | 11 | 100% | 11 |
| VITAS HEALTH INC | | 5 | 6 | 55% | 11 |
| CVS PA1671POCT LANCASTER | | 11 | | | 11 |
| MONROE COUNTY HOSPITAL | | 8 | 3 | 27% | 11 |
| TROPICANA | | 5 | 6 | 55% | 11 |
| ASSOCIATES IN MEDICINE | | 7 | 4 | 36% | 11 |
| Manor Care of Dunedin | | 7 | 4 | 36% | 11 |
| MINUTECLINIC DIAGNOSTIC OF MAINE, LLC | | 9 | 2 | 18% | 11 |
| 45TH 1 | | 11 | | | 11 |
| NEW HAMPSHIRE DEPARTMENT OF HEALTH AND HUMAN SERVICES | | 3 | 8 | 73% | 11 |
| JBSA-SAM HOUSTON | | | 11 | 100% | 11 |
| THOMAS JEFFERSON UNIVERSITY HOSPITAL | | 4 | 7 | 64% | 11 |
| WALK IN MEDICAL URGENT CARE PC | | 11 | | | 11 |
| CLAYMED OF NORTH FLORIDA | | | 11 | 100% | 11 |
| AZALEA HEALTH | | 2 | 9 | 82% | 11 |
| MOUNT DORA PEDIATRICS | | 9 | 2 | 18% | 11 |
| TELEVISIT PALM BAY FAMILY PRACTICE | | 9 | 2 | 18% | 11 |
| CVS CA9165POCT SAN DIEGO | | 11 | | | 11 |
| GENOPTIX MEDICAL LABORATORY | | 10 | 1 | 9% | 11 |
| CVS NC7051POCT WAKE FOREST | | 11 | | | 11 |
| MINUTECLINIC DIAGNOSTIC OF ILLINOIS | | 9 | 2 | 18% | 11 |
| CVS SC2736POCT MURRELLS INLET | | 8 | 3 | 27% | 11 |
| THE TERRACE OF SAINT CLOUD | | 9 | 2 | 18% | 11 |
| BOCA RATON REGIONAL HOSPITAL LAB | | | 11 | 100% | 11 |
| ALCOVE ASSISTED LIVING FACILITY | | 11 | | | 11 |
| BAYSIDE URGENT CARE CENTER INC | | 1 | 10 | 91% | 11 |
| PHYSICIANS REGIONAL MEDICAL CTR - COLLIER BLVD | | | 11 | 100% | 11 |
| CVS OH3301POCT WOODMERE | | 11 | | | 11 |
| NASCAR EVENT MANAGEMENT, LLC | | 11 | | | 11 |
| REDMED CLINIC OF ARLINGTON | | 10 | 1 | 9% | 11 |

COVID-19: testing by laboratory

Data through May 7, 2021 verified as of May 8, 2021 at 09:25 AM

Data in this report are provisional and subject to change.

The numbers in the table below represent the number of Florida and non-Florida residents for whom test results were received by the Department of Health. A person can be tested by more than one laboratory and can have both positive and negative results. **Therefore, the sum of the numbers in each column will be larger than the total number of people tested.**

| Reporting lab | Inconclusive | Negative | Positive | Percent positive | Total |
|---|--------------|----------|----------|------------------|-------|
| APPALACHIAN REGIONAL HEALTHCARE SYSTEM | | 10 | 1 | 9% | 11 |
| MINUTE CLINIC LLC #4017 | | 11 | | | 11 |
| CREATIVE TESTING SOLUTIONS | | 4 | 7 | 64% | 11 |
| STUYVESANT URGENT CARE | | 11 | | | 11 |
| MICHIGAN DEPARTMENT OF COMMUNITY HEALTH | | 1 | 10 | 91% | 11 |
| CVS MA6505POCT NEWTON | | 11 | | | 11 |
| NIGHT LITE PEDIATRICS CENTER, LLC | | 1 | 10 | 91% | 11 |
| GUIDANCE / CARE CENTER, INC | | 11 | | | 11 |
| URGENT TEAM - HUNTSVILLE | | 9 | 2 | 18% | 11 |
| CROSSROADS URGENT CARE, PLLC | | 11 | | | 11 |
| ASSOCIATES MD CYPRESS CREEK | | | 11 | 100% | 11 |
| TRIDENT BIOMETRICS | | 10 | 1 | 9% | 11 |
| PRIMECARE ACQUISITION FAMILY PRACTICE INC | | 11 | | | 11 |
| CVS SC4286POCT EASLEY | | 5 | 6 | 55% | 11 |
| METHODIST HOSPITAL | | | 11 | 100% | 11 |
| WINKLER COURT □ | | 9 | 2 | 18% | 11 |
| MEDICAL CENTER AFFILIATES WEST PALM | | | 11 | 100% | 11 |
| CVS MO8590POCT KANSAS CITY | | 7 | 4 | 36% | 11 |
| DMH STEINHATCHEE FAMILY MEDICINE | | 8 | 3 | 27% | 11 |
| MINUTECLINIC DIAGNOSTIC OF TN PC #5671 | | 7 | 4 | 36% | 11 |
| MINUTECLINIC DIAGNOSTICS OF IND, LLC | | 11 | | | 11 |
| UF HEALTH | | 1 | 10 | 91% | 11 |
| GOLDMAN SACHS HEALTH CENTER | 1 | 9 | 1 | 9% | 11 |
| HEWLETT URGENT CARE, PLLC | | 11 | | | 11 |
| FRESENIUS KIDNEY CARE DUNEDIN | | | 11 | 100% | 11 |
| VIRTUA WEST JERSEY HOSPITAL VOORHEES | | 9 | 2 | 18% | 11 |
| BENSONHURST URGENT CARE | | 10 | 1 | 9% | 11 |
| UMHC/SYLVESTER AT KENDALL | | 1 | 10 | 91% | 11 |
| CVS SC7334POCT LEXINGTON | | 10 | 1 | 9% | 11 |
| URGENT CARE OF LONGWOOD | | 1 | 10 | 91% | 11 |
| RIVERVIEW REGIONAL MEDICAL CENTER | | 9 | 2 | 18% | 11 |
| BIOTECH CLINICAL LABORATORIES, INC. | | 1 | 10 | 91% | 11 |
| AIM LABORATORIES | | | 11 | 100% | 11 |
| MINUTECLINIC, LLC #4682 | | 6 | 5 | 45% | 11 |
| PINELLAS COUNTY HEALTH DEPARTMENT | | 2 | 9 | 82% | 11 |
| MONROE COUNTY FIRE RESCUE | | 10 | 1 | 9% | 11 |
| BLOOMINGDALE PEDIATRIC ASSOCIATES PA | | | 11 | 100% | 11 |
| AHMG LAKE NONA PRIMARY CARE | | 11 | | | 11 |
| St. Annes Nursing Center, St. Annes Residence, Inc. | | 11 | | | 11 |
| HEALTH NETWORK LABORATORIES | | 7 | 4 | 36% | 11 |
| MINUTECLINIC, LLC #1470 | | 10 | 1 | 9% | 11 |
| ATHENS VETERINARY DIAGNOSTIC LABORATOR | | 11 | | | 11 |
| NORTH OKALOOSA PHYSICIAN GROUP | | 10 | 1 | 9% | 11 |
| CVS GA3766POCT DACULA | | 9 | 2 | 18% | 11 |
| CVS SC7556POCT WEST COLUMBIA | | 10 | 1 | 9% | 11 |
| CVS PA6902POCT BRYN MAWR | | 9 | 2 | 18% | 11 |

COVID-19: testing by laboratory

Data through May 7, 2021 verified as of May 8, 2021 at 09:25 AM

Data in this report are provisional and subject to change.

The numbers in the table below represent the number of Florida and non-Florida residents for whom test results were received by the Department of Health. A person can be tested by more than one laboratory and can have both positive and negative results. **Therefore, the sum of the numbers in each column will be larger than the total number of people tested.**

| Reporting lab | Inconclusive | Negative | Positive | Percent positive | Total |
|--|--------------|----------|----------|------------------|-------|
| ILLINOIS DEPT OF PUBLIC HEALTH LAB - SPRINGFIELD | | | 11 | 100% | 11 |
| WINTER PARK CARE AND REHABILITATION | | | 11 | 100% | 11 |
| ORLANDO HEALTH PHYSICIAN ASSOCIATES | | 4 | 7 | 64% | 11 |
| SEMINOLE COUNTY CORRECTIONAL FACILITY | | 1 | 10 | 91% | 11 |
| NHC HealthCare Anniston | | 11 | | | 11 |
| CARINGTON MANOR | | 11 | | | 11 |
| MINUTECLINIC DIAGNOSTIC OF MINNESOTA | | 11 | | | 11 |
| KIDSVILLE PEDIATRICS | | | 11 | 100% | 11 |
| CVS TX8351POCT BEAUMONT | | 10 | 1 | 9% | 11 |
| CARENOW URGENT CARE-GREEN HILLS | | 10 | 1 | 9% | 11 |
| MEDEXPRESS URGENT CARE - WINCHESTER GATEWAY | | 9 | 2 | 18% | 11 |
| CVS NC7213POCT MATTHEWS | | 8 | 3 | 27% | 11 |
| MEDEXPRESS URGENT CARE PARKERSBURG | | 9 | 2 | 18% | 11 |
| WATSON HEALTHCARE | | 8 | 3 | 27% | 11 |
| CFS WELLNESS AND MED SPA LLC | | | 11 | 100% | 11 |
| SEMORAN FAMILY HEALTH LLC | | 10 | 1 | 9% | 11 |
| COLISEUM MED CTR LLC/COLISEUM MED CTRS | | 8 | 3 | 27% | 11 |
| STPET | | 9 | 2 | 18% | 11 |
| NIGHT LITE PEDIATRICS CENTER | | 1 | 10 | 91% | 11 |
| MINUTE-CLINIC DIAGNOSTIC OF VIRGINIA, | | 10 | 1 | 9% | 11 |
| MINUTECLINIC #8760 | | 11 | | | 11 |
| LPG PRIMARY CARE AT LABELLE | | 9 | 2 | 18% | 11 |
| SOUTH FLORIDA ENT ASSOCIATES, INC | | | 10 | 100% | 10 |
| LUXOR SCIENTIFIC LLC | | 1 | 9 | 90% | 10 |
| BERRYHILL MANOR | | 10 | | | 10 |
| BEAUMONT LABORATORY | | | 10 | 100% | 10 |
| VILLAGE PLACE HEALTH AND REHAB | | 9 | 1 | 10% | 10 |
| BROOKDALE PANAMA CITY | | 9 | 1 | 10% | 10 |
| PRORENATA LABS | | 2 | 8 | 80% | 10 |
| MEDEXPRESS URGENT CARE, JOHNSTOWN | | 9 | 1 | 10% | 10 |
| FLEMING ISLAND CENTER FOR CLINICAL RESEARCH | | 10 | | | 10 |
| BETH ISRAEL MEDICAL CENTER LABS | | 9 | 1 | 10% | 10 |
| CARESOUTH HHA HOLDINGS OF THE BAY AREA LLC | | 10 | | | 10 |
| CVS TX7827POCT ROUND ROCK | | 10 | | | 10 |
| MINUTE CLINIC DIAG OF IND LLC #8674 | | 10 | | | 10 |
| LONG ISLAND JEWISH FOREST HILLS HOSPITAL | | 10 | | | 10 |
| THE MARY IMOGENE BASSETT HOSPITAL | | 10 | | | 10 |
| MINUTECLINIC DIAGNOSTIC OF SC, LLC #4 | | 10 | | | 10 |
| GLADES COUNTY DETENTION CENTER | | 1 | 9 | 90% | 10 |
| JACKSON CLINIC PA,THE | | 6 | 4 | 40% | 10 |
| NORTHSIDE HOSPITAL ATLANTA | | 4 | 6 | 60% | 10 |
| MEDEXPRESS URGENT CARE - FAYETTEVILLE | | 8 | 2 | 20% | 10 |
| NEUROSCIENCE AND SPINE ASSOCIATES, PL | | 8 | 2 | 20% | 10 |
| CVS NJ617POCT CEDAR GROVE | | 9 | 1 | 10% | 10 |
| PLYMOUTH HARBOR INCORPORATED | | 9 | 1 | 10% | 10 |
| ANY LAB TEST NOW INC | | | 10 | 100% | 10 |

COVID-19: testing by laboratory

Data through May 7, 2021 verified as of May 8, 2021 at 09:25 AM

Data in this report are provisional and subject to change.

The numbers in the table below represent the number of Florida and non-Florida residents for whom test results were received by the Department of Health. A person can be tested by more than one laboratory and can have both positive and negative results. **Therefore, the sum of the numbers in each column will be larger than the total number of people tested.**

| Reporting lab | Inconclusive | Negative | Positive | Percent positive | Total |
|--|--------------|----------|----------|------------------|-------|
| ROSEMONT GARDENS INC | | 9 | 1 | 10% | 10 |
| MEDEX REGIONAL LABORATORIES LLC | | 1 | 9 | 90% | 10 |
| MEDEXPRESS URGENT CARE-PETERS TWP | | 9 | 1 | 10% | 10 |
| MINUTE CLINIC INCORPORTE | | 10 | | | 10 |
| WILLIAMSBURGH CHAI CARE | | 9 | 1 | 10% | 10 |
| MOLECULAR PATHOLOGY LABORATORY | | | 10 | 100% | 10 |
| PANCARE HEALTH - VERNON ELEMENTARY | | | 10 | 100% | 10 |
| ADVENTHEALTH MEDICAL GROUP INTERNAL MEDICINE | | 8 | 2 | 20% | 10 |
| CHILDREN'S HEALTHCARE OF ATLANTA/EGLESTON | | 10 | | | 10 |
| Avalon Healthcare and Rehabilitation Center | | | 10 | 100% | 10 |
| RPC@HODGES | | 2 | 8 | 80% | 10 |
| CARENOW URGENT CARE-MT JULIET | | 8 | 2 | 20% | 10 |
| FLORIDA CLINICAL LAB | | 1 | 9 | 90% | 10 |
| URGENT CARE CENTER AT PINNACLE | | 4 | 6 | 60% | 10 |
| MEDICAL LABORATORY DIAGNOSTICS | | | 10 | 100% | 10 |
| GILCHRIST COUNTY FIRE DEPARTMENT | | 4 | 6 | 60% | 10 |
| MINUTECLINIC DIAGNOSTIC OF NORTH CAROLINA PC #5341 | | 7 | 3 | 30% | 10 |
| SUPERIOR RESIDENCES OF CLERMONT | | 2 | 8 | 80% | 10 |
| MINUTECLINIC DIAGNOSTIC OF OHIO #3407 | | 9 | 1 | 10% | 10 |
| BELLE GLADES HEALTH CLINIC | | | 10 | 100% | 10 |
| ELLIS HOSPITAL LABORATORY | | 9 | 1 | 10% | 10 |
| CHEMISYS LABORATORIES | | 2 | 8 | 80% | 10 |
| VETERNANS ADMINISTRATION | | | 10 | 100% | 10 |
| VENICE GREEN VILLAGE | | 3 | 7 | 70% | 10 |
| DAU ORTHODONTICS | | 9 | 1 | 10% | 10 |
| PBC PREMIER FAMILY HEALTH | | | 10 | 100% | 10 |
| CVS GA2236POCT WOODSTOCK | | 10 | | | 10 |
| CVS DC1340POCT WASHINGTON | | 10 | | | 10 |
| MINUTECLINIC, LLC, DBA MINUTECLINIC #4 | | 9 | 1 | 10% | 10 |
| IU HEALTH PATHOLOGY | | 1 | 9 | 90% | 10 |
| MIAMI COMPREHENSIVE MEDICINE GROUP PA | | 4 | 6 | 60% | 10 |
| MINUTECLINIC DIAG OF IND, LLC #2387 | | 8 | 2 | 20% | 10 |
| NEW JERSEY DEPARTMENT OF HEALTH COMMUNICABLE DISEASE SERVICE | | 3 | 7 | 70% | 10 |
| SAVANNAH MANOR ASSISTED LIVING COMMUNITY | | | 10 | 100% | 10 |
| NATURE COAST REGIONAL MEDICAL CENTER | | 1 | 9 | 90% | 10 |
| IMMUNOGENOMICS LLC | | 6 | 4 | 40% | 10 |
| ALBANY MEDICAL CENTER | | 9 | 1 | 10% | 10 |
| ACCESS PHARMACY | | 10 | | | 10 |
| CHRISTUS ST VINCENT LABORATORY - ZIA | | 10 | | | 10 |
| WHEELER LABORATORY | | 9 | 1 | 10% | 10 |
| MONTEFIORE MEDICAL CENTER LABORATORIES - NORTH | | 10 | | | 10 |
| ORLANDO MEDICAL CENTER PL | | 1 | 9 | 90% | 10 |
| COLLIER BLVD HMA PHYSICIAN MANAGEMENT,, LLC | | | 10 | 100% | 10 |
| ALL CHILDREN'S HOSPITAL DEPT OF GENERAL PEDIATRICS | | | 10 | 100% | 10 |
| MAINE DEPARTMENT OF HEALTH AND HUMAN SERVICES | | | 10 | 100% | 10 |
| MOSOLF PEDIATRICS | | | 10 | 100% | 10 |

COVID-19: testing by laboratory

Data through May 7, 2021 verified as of May 8, 2021 at 09:25 AM

Data in this report are provisional and subject to change.

The numbers in the table below represent the number of Florida and non-Florida residents for whom test results were received by the Department of Health. A person can be tested by more than one laboratory and can have both positive and negative results. **Therefore, the sum of the numbers in each column will be larger than the total number of people tested.**

| Reporting lab | Inconclusive | Negative | Positive | Percent positive | Total |
|--|--------------|----------|----------|------------------|-------|
| CBC LAB | | 3 | 7 | 70% | 10 |
| HEART OF FLORIDA HEALTH CENTER INC | | 3 | 7 | 70% | 10 |
| PALMS WEST HOSPITAL | | | 10 | 100% | 10 |
| ONEIDA HEALTHCARE CENTER | | 8 | 2 | 20% | 10 |
| CARENOW URGENT CARE - EAST NASHVILLE | | 8 | 2 | 20% | 10 |
| JOHNS HOPKINS ALL CHILDRENS | | | 10 | 100% | 10 |
| DOMINICAN COLLEGE STUDENT HEALTH CENTE | | 8 | 2 | 20% | 10 |
| CORONA PATHOLOGY | | 10 | | | 10 |
| ILLINOIS DEPARTMENT OF PUBLIC HEALTH | | 2 | 8 | 80% | 10 |
| VASCONCELLO COHEN MD PA | | 9 | 1 | 10% | 10 |
| DES PLAINES CLINICAL LAB | | 3 | 7 | 70% | 10 |
| ST JOSEPH'S HOSPITAL NORTH LABORATORY | | | 10 | 100% | 10 |
| LAWRENCE TECHNOLOGICAL UNIVERSITY | | | 10 | | 10 |
| WALGREENS #10972 | 1 | 9 | | | 10 |
| ARBORS OF GULF BREEZE, THE | | 8 | 2 | 20% | 10 |
| SARASOTA PERSONAL MEDICINE | | 7 | 3 | 30% | 10 |
| MINUTECLINIC DIAGNOSTIC OF SC, LLC #7 | | 8 | 2 | 20% | 10 |
| CITY OF TALLAHASSEE | | 10 | | | 10 |
| EMERGENCY MEDICAL CENTER | | 4 | 6 | 60% | 10 |
| NORTON HEALTHCARE | | | 10 | 100% | 10 |
| OKLAHOMA STATE DEPARTMENT OF HEALTH-PUBLIC HEALTH LABORATORY | | | 10 | 100% | 10 |
| ISLAND COAST PEDIATRICS IN-HOUSE LAB | | 10 | | | 10 |
| ALABAMA DEPARTMENT OF PUBLIC HEALTH | | 1 | 9 | 90% | 10 |
| ELEMENT PRIMARY CARE LLC | | 9 | 1 | 10% | 10 |
| BROWARD HEALTH CARE | | | 10 | 100% | 10 |
| CUMBERLAND HEIGHTS | | 10 | | | 10 |
| DOH-TAMPA BRANCH LABORATORY (MLK BLVD) | | 4 | 6 | 60% | 10 |
| ARCHBOLD MEMORIAL HOSPITAL/LAB | | 3 | 7 | 70% | 10 |
| TENNESSEE DEPARTMENT OF HEALTH (TDH) - CENTRAL LABORATORY | | 2 | 8 | 80% | 10 |
| HIGH TOWER ALF LLC | | 9 | 1 | 10% | 10 |
| MEDEXPRESS URGENT CARE-KATY | | 7 | 3 | 30% | 10 |
| PALM BEACH CDH - DELRAY BEACH | | | 10 | 100% | 10 |
| UNIVERSITY MEDICAL CENTER | | 8 | 2 | 20% | 10 |
| KEY WEST URGENT CARE, INC | | 3 | 7 | 70% | 10 |
| MINUTE CLINIC LLC #10203 | | 8 | 2 | 20% | 10 |
| BLOOMIN BRANDS WELLNESS CENTER | | 9 | 1 | 10% | 10 |
| MEDEXPRESS URGENT CARE - WASHINGTON | | 8 | 2 | 20% | 10 |
| LAKE BALDWIN CBOC | | 9 | 1 | 10% | 10 |
| BETTER AT HOME | | 10 | | | 10 |
| COMMUNITY MEDICAL AND DENTAL CARE INC | | 10 | | | 10 |
| CVS CT1123POCT SOUTHURY | | 10 | | | 10 |
| KEY TRAINING CENTER | | | 10 | 100% | 10 |
| KR AT COLLEGE HARBOR | | 10 | | | 10 |
| HCR MANORCARE | | 10 | | | 10 |
| FHPG_EXP CARE W HILLSBOROUGH | | 1 | 9 | 90% | 10 |
| WALK-IN MEDICAL CARE | | | 10 | 100% | 10 |

COVID-19: testing by laboratory

Data through May 7, 2021 verified as of May 8, 2021 at 09:25 AM

Data in this report are provisional and subject to change.

The numbers in the table below represent the number of Florida and non-Florida residents for whom test results were received by the Department of Health. A person can be tested by more than one laboratory and can have both positive and negative results. **Therefore, the sum of the numbers in each column will be larger than the total number of people tested.**

| Reporting lab | Inconclusive | Negative | Positive | Percent positive | Total |
|--|--------------|----------|----------|------------------|-------|
| MAINSTREET FAMILY CARE | | | 10 | 100% | 10 |
| NOT INDICATED | | 1 | 9 | 90% | 10 |
| GO PATH LABORATORIES | | | 10 | 100% | 10 |
| WALGREENS # 03608 | | 7 | 3 | 30% | 10 |
| COMMUNITY HEALTH CENTER | | 2 | 8 | 80% | 10 |
| ROSECASTLE | | | 9 | 100% | 9 |
| SYNEXUS CLINICAL RESEARCH US INC | | 2 | 7 | 78% | 9 |
| BIRMINGHAM VAMC | | 5 | 4 | 44% | 9 |
| MEDICAL CENTER, THE | | 8 | 1 | 11% | 9 |
| REMISE OCCUPATIONAL HEALTH SOLUTIONS INC | | | 9 | 100% | 9 |
| LOREY ALF | | 9 | | | 9 |
| CVS MA594POCT FALMOUTH | | 8 | 1 | 11% | 9 |
| Sunset Lake Health and Rehabilitation Center | | 8 | 1 | 11% | 9 |
| CVS MINUTE CLINIC DIAGNOSTIC OF KANSAS, PA | | 9 | | | 9 |
| MINUTECLINIC MINUTECLINIC #4977 | | 5 | 4 | 44% | 9 |
| WADSWORTH CENTER - DAVID AXELROD INSTITUTE | | 8 | 1 | 11% | 9 |
| VAIL VALLEY MEDICAL CENTER | | | 9 | 100% | 9 |
| HEALTHY MINORS PEDIATRIC URGENT CARE | | 7 | 2 | 22% | 9 |
| DIXITKUMAR N MODI MD PA | | | 9 | 100% | 9 |
| ORLANDO HEALTH PHYSICIAN GROUP INC | | 6 | 3 | 33% | 9 |
| WINDSOR OF GAINESVILLE | | 9 | | | 9 |
| FHPG_EXP CARE PALM HARBOR | | | 9 | 100% | 9 |
| CVS CT1109POCT BETHEL | | 9 | | | 9 |
| MEDEXPRESS URGENT CARE - BATTLE CREEK | | 6 | 3 | 33% | 9 |
| CVS OH2342POCT WEST CHESTER | | 7 | 2 | 22% | 9 |
| MINUTECLINIC DIAGNOSTIC OF NEVADA #87 | | 4 | 5 | 56% | 9 |
| NORTHSIDE HOSPITAL | | 2 | 7 | 78% | 9 |
| UHEALTH UNIVERSITY OF MIAMI | | | 9 | 100% | 9 |
| ALLIANCE HEALTH AND REHABILITATION CENTER | | 9 | | | 9 |
| ORLANDO FAMILY PHYSICIANS | | | 9 | 100% | 9 |
| PENSACOLA CLUSTER | | | 9 | 100% | 9 |
| MEDEXPRESS URGENT CARE - STAUNTON | | 5 | 4 | 44% | 9 |
| HARMONIOUS HOME HEALTH, LLC | | 9 | | | 9 |
| MINUTECLINIC DIAG OF IND LLC #8651 | | 8 | 1 | 11% | 9 |
| WESTCHESTER GENERAL HOSPITAL BLOOD GAS LAB | | | 9 | 100% | 9 |
| ENCOMPASS HOME HEALTH OF THE SOUTHEAST LLC | | 9 | | | 9 |
| NEMOURS CHILDREN'S PRIMARY CARE VERO BEACH | | | 9 | 100% | 9 |
| SCOTTS PHARMACY | | 8 | 1 | 11% | 9 |
| SEACOAST PATHOLOGY PROFESSIONAL ASSOC | | 9 | | | 9 |
| CVS NC2313POCT RALEIGH | | 7 | 2 | 22% | 9 |
| CHIEFLAND MEDICAL CENTER LLC | | | 9 | 100% | 9 |
| IMMACULATE HOUSE AT COUNTRYSIDE | | 9 | | | 9 |
| BAYFRONT HEALTH ST PETERSBURG | | 8 | 1 | 11% | 9 |
| SV DIAGNOSTIC LAB | | | 9 | 100% | 9 |
| GLEN FALLS HOSPITAL DEPARTMENT OF PATHOLOGY | | 8 | 1 | 11% | 9 |
| GCPM MANUAL MICROBIOLOGY | | 1 | 8 | 89% | 9 |

COVID-19: testing by laboratory

Data through May 7, 2021 verified as of May 8, 2021 at 09:25 AM

Data in this report are provisional and subject to change.

The numbers in the table below represent the number of Florida and non-Florida residents for whom test results were received by the Department of Health. A person can be tested by more than one laboratory and can have both positive and negative results. **Therefore, the sum of the numbers in each column will be larger than the total number of people tested.**

| Reporting lab | Inconclusive | Negative | Positive | Percent positive | Total |
|--|--------------|----------|----------|------------------|-------|
| HENDRY/GLADES COUNTY HEALTH DEPARTMENT | | 8 | 1 | 11% | 9 |
| WEST DADE PEDIATRICS | | | 9 | 100% | 9 |
| COMPASS PROVIDENCE URGENT CARE LLLP | | | 9 | 100% | 9 |
| SKR MEDICAL ADVISORS | | 9 | | | 9 |
| MINUTE CLINIC LLC #0169 | | 7 | 2 | 22% | 9 |
| MINUTECLINIC DIAGNOSTIC OF OHIO #4401 | | 9 | | | 9 |
| BEAUMONT EMERGENCY CENTER | | | 9 | 100% | 9 |
| CORE OCCUPATIONAL RESOURCES, LLC | | 5 | 4 | 44% | 9 |
| CVS NC3319POCT CHARLOTTE | | 6 | 3 | 33% | 9 |
| MINUTE CLINIC LLC #1448 | | 8 | 1 | 11% | 9 |
| CALIFORNIA DEPARTMENT OF PUBLIC HEALTH | | 3 | 6 | 67% | 9 |
| MINUTECLINIC DIAGNOSTIC MED GRP OF CA | | 8 | 1 | 11% | 9 |
| ST VINCENT'S CHILTON | | 7 | 2 | 22% | 9 |
| SOUTHEASTERN PEDIATRIC ASSOCIATES | | | 9 | 100% | 9 |
| CLEARWATER PEDIATRIC CARE | | 1 | 8 | 89% | 9 |
| PEDIATRIC HEALTH CARE ALLIANCE | | | 9 | 100% | 9 |
| MEDERI CARETENDERS VS OF SE FL LLC DBA | | 8 | 1 | 11% | 9 |
| CVS PHARMACY NO 274 | | 9 | | | 9 |
| MINUTECLINIC DIAGNOSTIC OF NORTH CAROLINA PC #7054 | | 6 | 3 | 33% | 9 |
| RANDOLPH DIABETES AND WELLNESS | | 8 | 1 | 11% | 9 |
| ETHOS LABORATORIES | | 7 | 2 | 22% | 9 |
| MANATEE COUNTY CENTRAL JAIL | | 9 | | | 9 |
| FLORIDA HOSPITAL WINTER PARK | | 7 | 2 | 22% | 9 |
| BUENA VIDA ESTATES | | | 9 | 100% | 9 |
| MINUTECLINIC, LLC #03268 | | 8 | 1 | 11% | 9 |
| NORTHSHORE UNIVERSITY HEALTHSYSTEM EVANSTON HOSPITAL LAB | | | 9 | 100% | 9 |
| MEDEXPRESS URGENT CARE - WILLIAMSPORT | | 8 | 1 | 11% | 9 |
| ADVENTHEALTH MEDICAL GROUP FAMILY AND INTERNAL | | 8 | 1 | 11% | 9 |
| MINUTE CLINIC DIAGNOSTIC OF VIRGINIA, LLC #7543 | | 7 | 2 | 22% | 9 |
| PRIMARY CARE SPECIALISTS OF ORLANDO | | 8 | 1 | 11% | 9 |
| FLORIDA MENTOR | | 7 | 2 | 22% | 9 |
| CHILDREN'S HEALTH CENTER INC. | | 7 | 2 | 22% | 9 |
| WATERFORD AT CREEKSIDE, THE | | | 9 | 100% | 9 |
| CVS IL8751POCT CHICAGO | | 9 | | | 9 |
| CVS OH3476POCT TIPP CITY | | 8 | 1 | 11% | 9 |
| SOMA MEDICAL CENTER MD PA #7 PEDIATRICS | | | 9 | 100% | 9 |
| CVS PA4077POCT BELLE VERNON | | 9 | | | 9 |
| CVS PA233POCT NEWTOWN SQUARE | | 9 | | | 9 |
| CITYMD | | 1 | 8 | 89% | 9 |
| CVS TX7151POCT HUMBLE | | 8 | 1 | 11% | 9 |
| TRINITY PEDIATRICS | | | 9 | 100% | 9 |
| CVS TX10016POCT PRINCETON | | 9 | | | 9 |
| CVS RI1717POCT 1 CVS DR | | | 9 | 100% | 9 |
| DEPT OF VA MEDICAL CENTER - RICHMOND | | 8 | 1 | 11% | 9 |
| CVS NY549POCT RIDGEWOOD | | 6 | 3 | 33% | 9 |
| OUR HOME AT BEACON HILL | | | 9 | 100% | 9 |

COVID-19: testing by laboratory

Data through May 7, 2021 verified as of May 8, 2021 at 09:25 AM

Data in this report are provisional and subject to change.

The numbers in the table below represent the number of Florida and non-Florida residents for whom test results were received by the Department of Health. A person can be tested by more than one laboratory and can have both positive and negative results. **Therefore, the sum of the numbers in each column will be larger than the total number of people tested.**

| Reporting lab | Inconclusive | Negative | Positive | Percent positive | Total |
|---|--------------|----------|----------|------------------|-------|
| NITIN BAWA PROFESSIONAL ASSOCIATES | | | 9 | 100% | 9 |
| FLORIDA CENTER FOR DERMATOLOGY LABORATORY | | | 9 | 100% | 9 |
| MIDMICHIGAN MEDICAL CENTER | | | 9 | 100% | 9 |
| MINUTECLINIC DIAGNOSTIC OF VIRGINIA, LLC #1656 | | 9 | | | 9 |
| PALM BAY URGENT CARE PL | | 1 | 8 | 89% | 9 |
| CVS GA2841POCT LAWRENCEVILLE | | 9 | | | 9 |
| INSPIRED LIVING AT PALM BAY | | 7 | 2 | 22% | 9 |
| MOBILE RESPONSE DIAGNOSTICS LLC | | 8 | 1 | 11% | 9 |
| CVS TN7289POCT SIGNAL MOUNTAIN | | 9 | | | 9 |
| PRECISION GENETICS | | | 9 | 100% | 9 |
| WINTER PARK INTERNAL MEDICINE MD PA | | 7 | 2 | 22% | 9 |
| Chestnut Park Rehabilitation and Nursing Center | | 9 | | | 9 |
| MEDEXPRESS URGENT CARE - SWANSEA, N ILLINOIS ST | | 8 | 1 | 11% | 9 |
| MEDICANA NURSING AND REHAB CENTER | | | 9 | 100% | 9 |
| JOHN T MATHER MEMORIAL HOSPITAL LABORATORY | | 8 | 1 | 11% | 9 |
| ST. CLOUD PHARMACY AND WELLNESS CENTER | | 5 | 4 | 44% | 9 |
| MINUTECLINIC, LLC #09202 | | 7 | 2 | 22% | 9 |
| MILLER COUNTY HOSPITAL | | 9 | | | 9 |
| SUNCREST OMNI | | 9 | | | 9 |
| CHELSEA NYC LAB | | 9 | | | 9 |
| HOME CARE PHARMACY OF PALM COAST INC | | 9 | | | 9 |
| Consulate Health Care of Brandon | | 7 | 2 | 22% | 9 |
| WINDSOR OF SAN PABLO, THE | | 6 | 3 | 33% | 9 |
| CHAPTERS HEALTH HOSPICE | | 9 | | | 9 |
| BRENNITY AT VERO BEACH, THE | | | 9 | 100% | 9 |
| NASSAU UNIVERSITY MEDICAL CENTER DEPT | | 8 | 1 | 11% | 9 |
| EAST GEORGIA REGIONAL MEDICAL CENTER | | 8 | 1 | 11% | 9 |
| CVS MINUTE CLINIC DIAGNOSTIC OF NEW JERSEY | | 9 | | | 9 |
| MAGNOLIA MANOR | | | 9 | 100% | 9 |
| MINUTECLINIC #2860 | | 6 | 3 | 33% | 9 |
| MARINA ISLE ASSISTED LIVING | | 9 | | | 9 |
| CVS MD2956POCT NEW MARKET | | 8 | 1 | 11% | 9 |
| MEDEXPRESS ELKINS | | 9 | | | 9 |
| VETERANS AFFAIRS MEDICAL CENTER - OUTPATIENT | | | 9 | 100% | 9 |
| MOULTRIE CREEK NURSING AND REHAB | | | 9 | 100% | 9 |
| CIAN DIAGNOSTICS | | | 9 | 100% | 9 |
| DISCOVERY VILLAGE AT STUART | | 5 | 4 | 44% | 9 |
| UCARE | | | 9 | 100% | 9 |
| MINUTECLINIC DIAGNOSTIC OF TN PC #242 | | 6 | 3 | 33% | 9 |
| PUTNAM FAMILY CARE INC | | 3 | 6 | 67% | 9 |
| HEALTH AND WELLNESS CENTER | | 1 | 8 | 89% | 9 |
| EMORY JOHNS CREEK HOSPITAL | | 9 | | | 9 |
| MINUTE CLINIC #8979 | | 8 | 1 | 11% | 9 |
| KINDRED_AIMS | | 9 | | | 9 |
| OMNI | | | 9 | 100% | 9 |
| JUPITER CLINIC | | | 9 | 100% | 9 |

COVID-19: testing by laboratory

Data through May 7, 2021 verified as of May 8, 2021 at 09:25 AM

Data in this report are provisional and subject to change.

The numbers in the table below represent the number of Florida and non-Florida residents for whom test results were received by the Department of Health. A person can be tested by more than one laboratory and can have both positive and negative results. **Therefore, the sum of the numbers in each column will be larger than the total number of people tested.**

| Reporting lab | Inconclusive | Negative | Positive | Percent positive | Total |
|--|--------------|----------|----------|------------------|-------|
| CAYUGA COUNTY HEALTH DEPARTMENT | | 8 | 1 | 11% | 9 |
| ACCESS CARE MEDICAL GROUP LLC | | 2 | 7 | 78% | 9 |
| PONTE VEDRA PLASTIC SURGERY | | 9 | | | 9 |
| PATEL MEDICAL VENTURES | | 8 | 1 | 11% | 9 |
| NORTHWEST FLORIDA COMMUNITY HOSPITAL LABORATORY | | 8 | 1 | 11% | 9 |
| MEDEXPRESS URGENT CARE - RICHMOND, NINE MILE RD | | 8 | 1 | 11% | 9 |
| CVS MINUTE CLINIC DIAG OF IND LLC #5206 | | 8 | 1 | 11% | 9 |
| BREVARD FAMILY WALK IN CLINIC | | | 9 | 100% | 9 |
| VENICE REGIONAL MEDICAL CENTER | | | 8 | 100% | 8 |
| CAPRONA GROUP HOME | | 2 | 6 | 75% | 8 |
| CVS NC3803POCT MOORESVILLE | | 7 | 1 | 13% | 8 |
| CARE ATC - CITY OF BOYNTON BEACH | 1 | 2 | 5 | 63% | 8 |
| INTERNAL MEDICINE ASSOCIATES OF JACKSON HOSPITAL | | | 8 | 100% | 8 |
| PHYSICIANS FOR CHILDREN | | | 8 | 100% | 8 |
| WYOMING COUNTY COMMUNITY HOSPITAL LABORATORY | | 8 | | | 8 |
| CIGNA ONSITE HEALTH LLC | | 2 | 6 | 75% | 8 |
| DOH JACKSONVILLE CENTRAL LABORATORY | | 3 | 5 | 63% | 8 |
| THE READING HOSPITAL & MEDICAL CENTER | | | 8 | 100% | 8 |
| SANITAS LAUDERDALE LAKES | | | 8 | 100% | 8 |
| COMPASSION PEDIATRICS | | 3 | 5 | 63% | 8 |
| CVS MA1022POCT CAMBRIDGE | | 8 | | | 8 |
| DOCTOR'S IN-HOUSE LAB/COMMUNITY HEALTH CENTERS OF PINELLAS - CLEARWATE | | | 8 | 100% | 8 |
| MINUTECLINIC DIAG OF IND, LLC #10190 | | 7 | 1 | 13% | 8 |
| CVS GA7064POCT STOCKBRIDGE | | 8 | | | 8 |
| LIFE CARE CITRUS COUNTY | | | 8 | 100% | 8 |
| MINUTE-CLINIC DIAGNOSTIC OF VIRGINIA, LLC #794 | | 7 | 1 | 13% | 8 |
| ST CHARLES HOSPITAL LABORATORY | | 8 | | | 8 |
| CVS CT718POCT ANSONIA | | 8 | | | 8 |
| Florida Clinical Laboratory | | 1 | 7 | 88% | 8 |
| COMPASSION PEDIATRIC URGENT CARE LLC | | 2 | 6 | 75% | 8 |
| PALM BEACH COUNTY HEALTH DEPARTMENT LABORATORY | | | 8 | 100% | 8 |
| ADVANCED RESEARCH FOR HEALTH IMPROVEMENT | | 6 | 2 | 25% | 8 |
| NOVADX | | 2 | 6 | 75% | 8 |
| HOLY NAME MEDICAL CENTER | 1 | 6 | 1 | 13% | 8 |
| EP LTC PHARMACY | | 6 | 2 | 25% | 8 |
| CVS NJ836POCT RUNNEMEDE | | 8 | | | 8 |
| Baptist Village Retirement Communities | | 8 | | | 8 |
| LAKE PEDIATRICS | | | 8 | 100% | 8 |
| NORTHEAST ALABAMA REGIONAL MEDICAL CENTER | | 5 | 3 | 38% | 8 |
| LAKE CONWAY URGENT CARE LLC | | 2 | 6 | 75% | 8 |
| MEDEXPRESS URGENT CARE - TARENTUM | | 6 | 2 | 25% | 8 |
| URGENT TEAM - NASHVILLE | | 7 | 1 | 13% | 8 |
| APEX HOME HEALTH CARE | | 7 | 1 | 13% | 8 |
| BIOTECH PHARMACEUTICAL GROUP LLC | | | 8 | 100% | 8 |
| CVS HEALTH, #1994 | | 6 | 2 | 25% | 8 |
| ALL CHILDREN'S HOSPITAL | | 1 | 7 | 88% | 8 |

COVID-19: testing by laboratory

Data through May 7, 2021 verified as of May 8, 2021 at 09:25 AM

Data in this report are provisional and subject to change.

The numbers in the table below represent the number of Florida and non-Florida residents for whom test results were received by the Department of Health. A person can be tested by more than one laboratory and can have both positive and negative results. **Therefore, the sum of the numbers in each column will be larger than the total number of people tested.**

| Reporting lab | Inconclusive | Negative | Positive | Percent positive | Total |
|--|--------------|----------|----------|------------------|-------|
| CVS NV9841POCT RENO | | 4 | 4 | 50% | 8 |
| MEDEXPRESS URGENT CARE - CULPEPER | | 8 | | | 8 |
| CVS M08556POCT KANSAS CITY | | 7 | 1 | 13% | 8 |
| MEDEXPRESS URGENT CARE - HOT SPRINGS | | 8 | | | 8 |
| HERNANDO PASCO HOSPICE INC | | 7 | 1 | 13% | 8 |
| TRUE HEALTH | | 5 | 3 | 38% | 8 |
| WELLSTAR WEST GEORGIA MEDICAL CENTER | | 7 | 1 | 13% | 8 |
| MODMD LABORATORY | | 8 | | | 8 |
| BEECHTREE MOLECULAR LAB LLC | | | 8 | 100% | 8 |
| MONROE URGENT CARE | | 7 | 1 | 13% | 8 |
| DORAL URGENT CARE | | | 8 | 100% | 8 |
| CVS OH2543POCT CANFIELD | | 5 | 3 | 38% | 8 |
| MARTHA A PRICE MD PA | | 3 | 5 | 63% | 8 |
| WHITE SANDS OUTPATIENT SERVICES (WSOP SERVICES LLC | | 8 | | | 8 |
| UNIVERSITY OF WASHINGTON MEDICAL CENTER | | | 8 | 100% | 8 |
| ORMOND BEACH CENTRA CARE | | | 8 | 100% | 8 |
| MINUTECLINIC, LLC #03965 | | 8 | | | 8 |
| NORTHERN DUTCHESS HOSPITAL LABORATORY | | 6 | 2 | 25% | 8 |
| GENEUS DIAGNOSTICS | | | 8 | 100% | 8 |
| GOLISANO CHILDREN'S HOSPITAL OF SOUTHWEST FLORIDA | | 6 | 2 | 25% | 8 |
| LEMOYNE COLLEGE WELLNESS CENTER FOR | | 8 | | | 8 |
| MEDEXPRESS URGENT CARE - CLARKSBURG | | 7 | 1 | 13% | 8 |
| Charles George VAMC | | 8 | | | 8 |
| INTERNAL MEDICINE AND AESTHETICS OF NAPLES LLC | | 8 | | | 8 |
| CENTREX CLINICAL LABS INC | | 8 | | | 8 |
| DOCTOR'S IN HOUSE LAB | | | 8 | 100% | 8 |
| DANIEL M LIBBY MD PLLC | | 8 | | | 8 |
| CVS PA1074POCT KENNETT SQUARE | | 7 | 1 | 13% | 8 |
| OHIO DEPARTMENT OF HEALTH | | | 8 | 100% | 8 |
| THE WOLFF CENTER FOR CHILD & ADOLESCENT HEALTH | | | 8 | 100% | 8 |
| MEDEXPRESS - WILMINGTON CONCORD PIKE | | 7 | 1 | 13% | 8 |
| DASCENA LABORATORY | | | 8 | 100% | 8 |
| PM PEDIATRICS OF BAYSIDE PLLC | | 8 | | | 8 |
| FOUNTAINVIEW BY FIVE STAR QUALITY CARE | | 7 | 1 | 13% | 8 |
| Centrastate Medical Center | | 7 | 1 | 13% | 8 |
| DR. PHILLIPS MEDICAL WELLNESS CENTER | | 4 | 4 | 50% | 8 |
| ENCOMPASS HEALTH REHABILITATION HOSPI | | 8 | | | 8 |
| LEWIS COUNTY MANOR | | 8 | | | 8 |
| CVS CA9721POCT ARCADIA | | 8 | | | 8 |
| Enterprise Health and Rehabilitation Center | | 8 | | | 8 |
| MINUTE-CLINIC DIAGNOSTIC OF VIRGINIA, LLC #3949 | | 8 | | | 8 |
| CONSULATE HEALTH CARE | | 7 | 1 | 13% | 8 |
| MINUTE CLINIC DIAGNOSTIC OF PENNSYLVANIA | | 8 | | | 8 |
| CVS SC2250POCT COLUMBIA | | 8 | | | 8 |
| CREATIVE PHARMACY SOLUTIONS EAST | | 8 | | | 8 |
| Nashville Central Laboratory | | 8 | | | 8 |

COVID-19: testing by laboratory

Data through May 7, 2021 verified as of May 8, 2021 at 09:25 AM

Data in this report are provisional and subject to change.

The numbers in the table below represent the number of Florida and non-Florida residents for whom test results were received by the Department of Health. A person can be tested by more than one laboratory and can have both positive and negative results. **Therefore, the sum of the numbers in each column will be larger than the total number of people tested.**

| Reporting lab | Inconclusive | Negative | Positive | Percent positive | Total |
|--|--------------|----------|----------|------------------|-------|
| CVS NC7057POCT SHELBY | | 6 | 2 | 25% | 8 |
| LAB UNKNOW | | 6 | 2 | 25% | 8 |
| MEDEXPRESS URGENT CARE - STATE COLLEGE | | 6 | 2 | 25% | 8 |
| SYLVESTER AT PLANTATION LABORATORY | | 7 | 1 | 13% | 8 |
| The Grand at Rome Nursing and Rehabilitation | | 8 | | | 8 |
| CVS TX8387POCT AUSTIN | | 8 | | | 8 |
| WALGREENS - STORE #9479 | | 6 | 2 | 25% | 8 |
| VERMONT DEPARTMENT OF HEALTH | | 1 | 7 | 88% | 8 |
| MEDEXPRESS URGENT CARE - GLENDALE | | 8 | | | 8 |
| BLOOMING GARDENS OF CARE INC | | 8 | | | 8 |
| MEDEXPRESS URGENT CARE - MIDLOTHIAN | | 7 | 1 | 13% | 8 |
| CVS NJ862POCT MARLBORO | | 7 | 1 | 13% | 8 |
| MEDEXPRESS URGENT CARE MORGANTOWN | | 8 | | | 8 |
| LAKELAND VOLUNTEERS IN MEDICINE INC | | 6 | 2 | 25% | 8 |
| EMBRY-RIDDLE AERONAUTICAL UNIVERSITY HEALTH | | | 8 | 100% | 8 |
| ALLEGRO - TAMPA | 1 | 4 | 3 | 38% | 8 |
| CLAY PRIMARY & FAMILY CARE LLC | | | 8 | 100% | 8 |
| DEPARTMENT OF HEALTH- CITRUS COUNTY | | 1 | 7 | 88% | 8 |
| STATEN ISLAND CHAI CARE | | 7 | 1 | 13% | 8 |
| HARBORCHASE OF DR PHILLIPS | | 7 | 1 | 13% | 8 |
| JX REF LAB | | | 8 | 100% | 8 |
| FHMG_FM AND IM AVALON PARK | | 2 | 6 | 75% | 8 |
| NORTHDAL REHABILITATION CENTER | | | 8 | 100% | 8 |
| SARAH LAWRENCE COLLEGE HEALTH SERVICES | | 8 | | | 8 |
| CELEBRATION PEDIATRICS PA | | | 8 | 100% | 8 |
| MAGNOLIA PEDIATRICS GROUP LLC | | | 8 | 100% | 8 |
| CVS PA2582POCT SPRINGFIELD | | 6 | 2 | 25% | 8 |
| SLOPESIDE LABS AND TESTING, LLC - THE HIDEOUT AT BUTTERMILK MOUNTAIN | | 8 | | | 8 |
| WELLIGENT | | 1 | 7 | 88% | 8 |
| ALACHUA COUNTY HEALTH DEPARTMENT | | 1 | 7 | 88% | 8 |
| MINUTECLINIC, LLC #1796 | | 7 | 1 | 13% | 8 |
| AFC/DOCTORS EXPRESS NORTH BERGEN | | 6 | 2 | 25% | 8 |
| TRUSTBRIDGE | | | 8 | 100% | 8 |
| NORTHSIDE GWINNETT HOSPITAL | | 7 | 1 | 13% | 8 |
| CVS ME329POCT PORTLAND | | 8 | | | 8 |
| DOTHAN PEDIATRIC CLINIC | | | 8 | 100% | 8 |
| MINUTECLINIC, LLC #05038 | | 8 | | | 8 |
| DIAGNOSTIC CLINIC | | 7 | 1 | 13% | 8 |
| CVS NC5591POCT STATESVILLE | | 7 | 1 | 13% | 8 |
| TERENCE B MITCHELL MD, INC | | 4 | 4 | 50% | 8 |
| DOCTORS HOSPITAL LAB MEDICAL OFFICE BUILDING | | | 8 | 100% | 8 |
| EXECUTIVE MEDICAL SERVICES | | 8 | | | 8 |
| SUNSHINE STATE DIALYSIS | | | 8 | 100% | 8 |
| PHOEBE PUTNEY MEMORIAL HOSPITAL | | 8 | | | 8 |
| CVS KY4779POCT LOUISVILLE | | 6 | 2 | 25% | 8 |
| Robert Wood Johnson University Hospital | | 6 | 2 | 25% | 8 |

COVID-19: testing by laboratory

Data through May 7, 2021 verified as of May 8, 2021 at 09:25 AM

Data in this report are provisional and subject to change.

The numbers in the table below represent the number of Florida and non-Florida residents for whom test results were received by the Department of Health. A person can be tested by more than one laboratory and can have both positive and negative results. **Therefore, the sum of the numbers in each column will be larger than the total number of people tested.**

| Reporting lab | Inconclusive | Negative | Positive | Percent positive | Total |
|---|--------------|----------|----------|------------------|-------|
| MARION OAKS ASSISTED LIVING | | 8 | | | 8 |
| FLORIDA DEPARTMENT OF HEALTH IN SARASOTA COUNTY | | 7 | 1 | 13% | 8 |
| ADVENTHEALTH ORLANDO INTERNATIONAL AIRPORT | | | 8 | 100% | 8 |
| CVS IN6713POCT BLOOMINGTON | | 8 | | | 8 |
| CVS IN3975POCT JEFFERSONVILLE | | 5 | 3 | 38% | 8 |
| CVS MD1881POCT DUNKIRK | | 8 | | | 8 |
| COMPREHENSIVE CLINICAL RESEARCH, LLC | | | 8 | 100% | 8 |
| NEOGENOMICS LABORATORIES, INC | | 8 | | | 8 |
| ROBERT WOOD JOHNSON HOSPITAL | | 7 | 1 | 13% | 8 |
| NORTH PINELLAS CHILDRENS MEDICAL CENTER INC | | | 8 | 100% | 8 |
| PUTNAM COUNTY EMERGENCY RESCUE SERVICE | | 5 | 3 | 38% | 8 |
| CVS IL8747POCT CHICAGO | | 8 | | | 8 |
| GULF COAST PEDIATRICS OF SARASOTA PA | | 1 | 7 | 88% | 8 |
| SUPREME LABORATORY | | | 8 | 100% | 8 |
| TERRACINA LLC | | 2 | 6 | 75% | 8 |
| SURGOINSVILLE PHARMACY | | 8 | | | 8 |
| INVESCLINIC US, LLC | | 8 | | | 8 |
| X-GENE MOLECULAR LABS | | 1 | 7 | 88% | 8 |
| OSWEGO HOSPITAL LABORATORY | | 7 | 1 | 13% | 8 |
| GENE STREET LABORATORIES, LLC | | 6 | 2 | 25% | 8 |
| HUNTINGTON VILLAGE URGENT CARE | | 8 | | | 8 |
| LOVELACE MEDICAL CENTER | | 8 | | | 8 |
| ST. JOSEPH HOSPITAL AND HEALTH CARE INC. | | | 8 | 100% | 8 |
| KIS URGENT CARE | | | 8 | 100% | 8 |
| ALLINA HEALTH - ABBOTT NORTHWESTERN HOSPITAL | | 5 | 3 | 38% | 8 |
| EXCEL URGENT CARE OF PARAMUS LLC | | 8 | | | 8 |
| CHIEFLAND MEDICAL CENTER | | 1 | 7 | 88% | 8 |
| PARTNERS PHARMACY OF FLORIDA LLC | | 8 | | | 8 |
| FLORIDA HEART AND VASCULAR MULTISPECIALTY GROUP | | 8 | | | 8 |
| BAPTIST OUTPATIENT | | | 8 | 100% | 8 |
| MINUTECLINIC DIAGNOSTIC OF OHIO #7790 | | 6 | 2 | 25% | 8 |
| URGENT TEAM - MUSCLE SHOALS | | 8 | | | 8 |
| MEDEXPRESS URGENT CARE - YORK | | 5 | 3 | 38% | 8 |
| PAUL GRECO MD CONCIERGE MEDICAL SERVICES PL | | 8 | | | 8 |
| ATLANTIC CONSOLIDATED LABORATORY | | 8 | | | 8 |
| CVS IN6551POCT MOORESVILLE | | 7 | 1 | 13% | 8 |
| FHCP-ORANGE CITY | | | 8 | 100% | 8 |
| HEALTHMARK REGIONAL HOSPITAL LAB | | 4 | 4 | 50% | 8 |
| CAREPOINT CLINIC | | 5 | 3 | 38% | 8 |
| MEDEXPRESS URGENT CARE - MT LEBANON | | 5 | 3 | 38% | 8 |
| GEISINGER MEDICAL CENTER | | 2 | 6 | 75% | 8 |
| MID-HUDSON VALLEY DIVISION OF WESTCHESTER MEDICAL | | 8 | | | 8 |
| MINUTECLINIC DIAGNOSTIC OF RHODE ISLAN | | 8 | | | 8 |
| MEDEXPRESS URGENT CARE, BUTLER | | 5 | 3 | 38% | 8 |
| MINUTE CLINIC DIAGNOSTIC OF MICHIGAN PC | | 8 | | | 8 |
| BENEVA LAKES HEALTHCARE & REHAB CENTER | | | 8 | 100% | 8 |

COVID-19: testing by laboratory

Data through May 7, 2021 verified as of May 8, 2021 at 09:25 AM

Data in this report are provisional and subject to change.

The numbers in the table below represent the number of Florida and non-Florida residents for whom test results were received by the Department of Health. A person can be tested by more than one laboratory and can have both positive and negative results. **Therefore, the sum of the numbers in each column will be larger than the total number of people tested.**

| Reporting lab | Inconclusive | Negative | Positive | Percent positive | Total |
|--|--------------|----------|----------|------------------|-------|
| CVS MD4371POCT OCEAN CITY | | 8 | | | 8 |
| SEA LEVEL LABS | | | 8 | 100% | 8 |
| New York Harbor Harbor HCS - Brooklyn Campus | | 7 | 1 | 13% | 8 |
| BARTON PARKER OD PC | | 8 | | | 8 |
| SOMA MEDICAL CENTER PA #3 GREENACRES | | | 8 | 100% | 8 |
| PANCARE HEALTH - KATE SMITH ELEMENTARY | | 1 | 7 | 88% | 8 |
| MEDEXPRESS URGENT CARE-PASADENA | | 8 | | | 8 |
| ST CLOUD PHYSICIAN MANAGMENT LLC | | 7 | 1 | 13% | 8 |
| CVS OH3458POCT BEAVERCREEK | | 8 | | | 8 |
| PBC FOUND CARE INC | | | 8 | 100% | 8 |
| MINUTE CLINIC, LLC #1434 | | 7 | 1 | 13% | 8 |
| WILDLIGHT LAB | | | 7 | 100% | 7 |
| BRADENTON PHYSICIANS MEDICAL CENTER | | | 7 | 100% | 7 |
| CVS OH2518POCT COLUMBUS | | 6 | 1 | 14% | 7 |
| IRL MARKET LAB | | | 7 | 100% | 7 |
| BETH ISRAEL DEACONESS MEDICAL CENTER | | | 7 | 100% | 7 |
| FLORIDA PREMIER MEDICAL CARE PA | | | 7 | 100% | 7 |
| MEDEXPRESS URGENT CARE-SCOTT TOWNSHIP | | 6 | 1 | 14% | 7 |
| CVS PA813POCT RICHBORO | | 7 | | | 7 |
| SHEEPSHEAD BAY URGENT CARE | | 7 | | | 7 |
| MINUTECLINIC DIAGNOSTIC OF KANSAS PA | | 7 | | | 7 |
| FAMILY MEDICINE MEDICAL DRIVE | | 7 | | | 7 |
| PRIMBIO RESEARCH INSTITUTE LLC | | 7 | | | 7 |
| CVS NJ837POCT MARLTON | | 7 | | | 7 |
| WALGREENS #10264 | | 7 | | | 7 |
| GAINESVILLE PEDIATRIC ASSOCIATES | | 1 | 6 | 86% | 7 |
| Parkside Villa | | 7 | | | 7 |
| WELLSTAR ATLANTA MEDICAL CENTER LABORA | | 6 | 1 | 14% | 7 |
| MINUTECLINIC DIAG OF IND LLC #6998 | | 6 | 1 | 14% | 7 |
| PERSONAL PHYSICIAN CARE PA | | | 7 | 100% | 7 |
| Lenox on the Lake | | | 7 | 100% | 7 |
| HELIX MEDICAL CENTERS | | 1 | 6 | 86% | 7 |
| YAZJI PEDIATRIC CARE LLC DBA TUKA PEDIATRICS | | | 7 | 100% | 7 |
| ABBAY MANOR RETIREMENT RESIDENCE INC | | 7 | | | 7 |
| OCALA REGIONAL KIDNEY CENTER EAST | | 2 | 5 | 71% | 7 |
| PANCARE HEALTH - HOSFORD SCHOOL | | | 7 | 100% | 7 |
| CVS SC5479POCT INDIAN LAND | | 6 | 1 | 14% | 7 |
| MINUTECLINIC, LLC #1452 | | 7 | | | 7 |
| NYU WINTHROP HOSPITAL PATHOLOGY | | 7 | | | 7 |
| ST. LUCIE COUNTY HEALTH DEPARTMENT | | 5 | 2 | 29% | 7 |
| EAST SIDE CLINICAL LABORATORY | | 5 | 2 | 29% | 7 |
| DEVANSH LAB WERKS | | 1 | 6 | 86% | 7 |
| Ocoee Health Care Center | | 7 | | | 7 |
| PEDIATRICS URGENT CARE, LLC | | | 7 | 100% | 7 |
| WOMENS CARE FLORIDA LLC | | 5 | 2 | 29% | 7 |
| FLORIDA HOSPITAL APOPKA | | 6 | 1 | 14% | 7 |

COVID-19: testing by laboratory

Data through May 7, 2021 verified as of May 8, 2021 at 09:25 AM

Data in this report are provisional and subject to change.

The numbers in the table below represent the number of Florida and non-Florida residents for whom test results were received by the Department of Health. A person can be tested by more than one laboratory and can have both positive and negative results. **Therefore, the sum of the numbers in each column will be larger than the total number of people tested.**

| Reporting lab | Inconclusive | Negative | Positive | Percent positive | Total |
|---|--------------|----------|----------|------------------|-------|
| COVID TESTING LLC | | | 7 | 100% | 7 |
| CVS TX1104POCT ALLEN | | 6 | 1 | 14% | 7 |
| MEDEXPRESS URGENT CARE-NESHANNOCK TWP | | 6 | 1 | 14% | 7 |
| DOCTORS CLINICAL LABORATORY, INC | | 5 | 2 | 29% | 7 |
| MD NOW MEDICAL CENTER | | | 7 | 100% | 7 |
| FLORIDA DIGESTIVE AND LIVER SPECIALIST | | 7 | | | 7 |
| LEPE'S HOUSE | | | 7 | 100% | 7 |
| CVS CA8850POCT HUNTINGTON BEACH | | 6 | 1 | 14% | 7 |
| BOONE DRUG & HEALTHCARE AT DEERFIELD | | | 7 | 100% | 7 |
| DALLAS COUNTY HEALTH AND HUMAN SERVICES | | | 7 | 100% | 7 |
| Thermopolis Rehabilitation Wellness | | 7 | | | 7 |
| LOUISIANA DEPT OF HEALTH | | | 7 | 100% | 7 |
| CVS PA1296POCT DREXEL HILL | | 5 | 2 | 29% | 7 |
| MINUTECLINIC, LLC (CLINIC 10928) | | 7 | | | 7 |
| THE PALMS REHABILITATION AND HEALTHCARE CENTER | | 5 | 2 | 29% | 7 |
| MIAMI BEACH COMMUNITY HEALTH CENTER INC | | | 7 | 100% | 7 |
| GREENVILLE MEMORIAL HOSPITAL LAB | | | 7 | 100% | 7 |
| MAXHEALTH | | 5 | 2 | 29% | 7 |
| NYU WINTHROP LABORATORY | | 7 | | | 7 |
| KENDALL REGIONAL MEDICAL CNTR | | | 7 | 100% | 7 |
| CVS OH3080POCT HUBER HEIGHTS | | 6 | 1 | 14% | 7 |
| NORTHSIDE MEDICAL CENTER | | 7 | | | 7 |
| PEDIATRICS OF CENTRAL FLORIDA | | 5 | 2 | 29% | 7 |
| CVS CA9103POCT ESCONDIDO | | 7 | | | 7 |
| EASTERN FLORIDA STATE COLLEGE - PALM BAY CAMPUS | | | 7 | 100% | 7 |
| GENTRY PARK ORLANDO ASSISTED LIVING | | 6 | 1 | 14% | 7 |
| CVS TN4624POCT KNOXVILLE | | 6 | 1 | 14% | 7 |
| FLORIDA SCHOOL FOR THE DEAF AND THE BLIND | | | 7 | 100% | 7 |
| DOCTOR'S IN-HOUSE LAB/COMMUNITY HEALTH CENTERS OF PINELLAS - PINELLAS P | | | 7 | 100% | 7 |
| Hiawatha Care Center | | 7 | | | 7 |
| HEARTLAND PEDIATRICS OF LAKE PLACID | | | 7 | 100% | 7 |
| TREASURE COAST INFECTIOUS DISEASE CONSULTANTS | | 4 | 3 | 43% | 7 |
| LONGWOOD FAMILY MEDICINE | | 1 | 6 | 86% | 7 |
| RIVER OAKS TREATMENT CENTER | | | 7 | 100% | 7 |
| CARENOW URGENT CARE-SOUTHLAKE | | | 7 | 100% | 7 |
| CVS NC5532POCT SUMMERFIELD | | 7 | | | 7 |
| PALM GARDEN OF SUN CITY | | | 7 | 100% | 7 |
| DIAGNOSTIC & MEDICAL SPECIALISTS OF GREENWICH | | 5 | 2 | 29% | 7 |
| GALLUP INDIAN MEDICAL CENTER | | 7 | | | 7 |
| COMMUNITY HEALTH CENTERS OF PINELLAS, INC | | 4 | 3 | 43% | 7 |
| BAYCARE MEDICAL GROUP, INC | | 6 | 1 | 14% | 7 |
| DOCTORS HOSPITAL OF AUGUSTA | | 7 | | | 7 |
| WALGREENS #09304 | | 5 | 2 | 29% | 7 |
| CVS MA507POCT LEOMINSTER | | 6 | 1 | 14% | 7 |
| WALGREENS #03287 | | 7 | | | 7 |
| COMPLETE FAMILY CARE, LLC/UNIVERSITY OF SAINT MARY | | 7 | | | 7 |

COVID-19: testing by laboratory

Data through May 7, 2021 verified as of May 8, 2021 at 09:25 AM

Data in this report are provisional and subject to change.

The numbers in the table below represent the number of Florida and non-Florida residents for whom test results were received by the Department of Health. A person can be tested by more than one laboratory and can have both positive and negative results. **Therefore, the sum of the numbers in each column will be larger than the total number of people tested.**

| Reporting lab | Inconclusive | Negative | Positive | Percent positive | Total |
|---|--------------|----------|----------|------------------|-------|
| SUPERIOR RESIDENCES AT CALA HILLS | | 7 | | | 7 |
| MEDEXPRESS URGENT CARE - BLUEFIELD | | 6 | 1 | 14% | 7 |
| CVS TN7698POCT KNOXVILLE | | 7 | | | 7 |
| BALTIMORE CITY HEALTH DEPT COMMUNICABLE DISEASES AND EPIDEMIOLOGY | | | 7 | 100% | 7 |
| Bon Secours Place | | 6 | 1 | 14% | 7 |
| PENINSULA CARE AND REHABILITATION CENTER | | | 7 | 100% | 7 |
| CVS NC3853POCT BURLINGTON | | 5 | 2 | 29% | 7 |
| NOVANT HEALTH INPATIENT CARE | | 2 | 5 | 71% | 7 |
| JUPITER ISLAND PUBLIC SAFETY | | 5 | 2 | 29% | 7 |
| GULF COAST VILLAGE HOME HEALTH INC | | | 7 | 100% | 7 |
| MEDEXPRESS URGENT CARE PORT HURON | | 6 | 1 | 14% | 7 |
| CARENOW URGENT CARE-MADISON | | 7 | | | 7 |
| LAKE CITY CORRECTIONAL FACILITY | | | 7 | 100% | 7 |
| QUE | | 4 | 3 | 43% | 7 |
| FLORIDA CANCER SPECIALISTS & RESEARCH INSTITUTE | | 6 | 1 | 14% | 7 |
| CVS OH6123POCT CINCINNATI | | 5 | 2 | 29% | 7 |
| NEW YORK PHYSICIANS LLP | | 7 | | | 7 |
| CRESTWOOD MEDICAL CENTER | | 5 | 2 | 29% | 7 |
| IAN C BOYKIN MD | | 4 | 3 | 43% | 7 |
| MALABAR FAMILY PRACTICE | | 4 | 3 | 43% | 7 |
| OPTUM PRIMARY CARE - FOUNTAIN OAKS | | 3 | 4 | 57% | 7 |
| DIXIE COUNTY EMERGENCY SERVICES | | 1 | 6 | 86% | 7 |
| DELAWARE DEPARTMENT OF HEATH | | 6 | 1 | 14% | 7 |
| LAWTON CHILES HEALTH CENTER | | 1 | 6 | 86% | 7 |
| TIFT REGIONAL HLTH SYSTEM, INC DBA SOU | | 7 | | | 7 |
| PIEDMONT HENRY HOSPITAL, INC | | 7 | | | 7 |
| ENTRUST IMMEDIATE CARE | | | 7 | 100% | 7 |
| PROVIDENCE LABORATORY SERVICES | | 7 | | | 7 |
| MINUTECLINIC DIAG OF IND LLC #1138 | | 6 | 1 | 14% | 7 |
| NELSON BIOLOGICAL | | | 7 | 100% | 7 |
| MEDEXPRESS - COLLINSVILLE BELT LINE | | 5 | 2 | 29% | 7 |
| AIRCARE INTERNATIONAL | | 6 | 1 | 14% | 7 |
| CVS MA1852POCT MEDWAY | | 7 | | | 7 |
| NEMOURS CHILDRENS, LAKE NONA | | | 7 | 100% | 7 |
| SANFORD MOBILE LAB | | 1 | 6 | 86% | 7 |
| GRACE WELLNESS CENTER LLC | | 6 | 1 | 14% | 7 |
| BELL-MINOR HOME | | 7 | | | 7 |
| BROOKDALE LAKE ORIENTA | | | 7 | 100% | 7 |
| CVS TX8322POCT AUSTIN | | 7 | | | 7 |
| USCG ABBOTT BINAXNOW | | 5 | 2 | 29% | 7 |
| MEDEXPRESS URGENT CARE - HOLLINS | | 7 | | | 7 |
| CVS PA2687POCT EXTON | | 7 | | | 7 |
| MINUTECLINIC DIAGNOSTIC OF OHIO #6147 | | 6 | 1 | 14% | 7 |
| LYNMOORE,THE | | 7 | | | 7 |
| WATAUGA MEDICAL CENTER | | 4 | 3 | 43% | 7 |
| MEDEXPRESS URGENT CARE-DUBOIS | | 7 | | | 7 |

COVID-19: testing by laboratory

Data through May 7, 2021 verified as of May 8, 2021 at 09:25 AM

Data in this report are provisional and subject to change.

The numbers in the table below represent the number of Florida and non-Florida residents for whom test results were received by the Department of Health. A person can be tested by more than one laboratory and can have both positive and negative results. **Therefore, the sum of the numbers in each column will be larger than the total number of people tested.**

| Reporting lab | Inconclusive | Negative | Positive | Percent positive | Total |
|--|--------------|----------|----------|------------------|-------|
| NORTH FLORIDA MEDICAL CENTERS INC | | 1 | 6 | 86% | 7 |
| KANSAS DEPARTMENT OF HEALTH | | 2 | 5 | 71% | 7 |
| EL PARAISO HOME INC | | 7 | | | 7 |
| NEMOURS CHILDREN'S HOSPITAL | | | 7 | 100% | 7 |
| ST CHARLES BEND LABORATORY | | 6 | 1 | 14% | 7 |
| CARESOUTH HHA HOLDINGS OF TALLAHASSEE LLC | | 7 | | | 7 |
| MANATEE PEDIATRICS | | | 7 | 100% | 7 |
| SCHOOL OF PHARMACY AND PHARMACEUTICAL | | 7 | | | 7 |
| FLORIDA HOSPITAL KISSIMMEE | | 4 | 3 | 43% | 7 |
| LIZS ADULT CARE | | 7 | | | 7 |
| NU WAVE MEDICAL CENTER | | | 7 | 100% | 7 |
| CVS NM8918POCT ALBUQUERQUE | | 7 | | | 7 |
| MCR HEALTH LAWTON CHILES ADMINISTRATION STE A | | 1 | 6 | 86% | 7 |
| BROWNE MEDICAL LLC | | 5 | 2 | 29% | 7 |
| AVON PARK PEDIATRICS | | | 7 | 100% | 7 |
| LEE COUNTY HEALTH DEPARTMENT | | 4 | 3 | 43% | 7 |
| PURECARE PHARMACY | | 6 | 1 | 14% | 7 |
| GRACE REHABILITATION CENTER OF VERO BEACH | | 4 | 3 | 43% | 7 |
| MINUTECLINIC DIAGNOSTIC OF VIRGINIA, LLC | | 7 | | | 7 |
| MEDEXPRESS URGENT CARE-MUNCIE | | 7 | | | 7 |
| OCALA FAMILY MEDICAL CENTER | | 7 | | | 7 |
| CVS PA5241POCT CHALFONT | | 7 | | | 7 |
| CVS TX4397POCT CYPRESS | | 7 | | | 7 |
| MINUTECLINIC DIAG OF IND, LLC #6648 | | 5 | 2 | 29% | 7 |
| MINUTECLINIC DIAGNOSTIC OF KENTUCKY | | 7 | | | 7 |
| NON-US | | | 7 | 100% | 7 |
| ADVENTHEALTH CELEBRATION EMPLOYEE CLINIC | | 7 | | | 7 |
| CVS NJ715POCT WAYNE | | 7 | | | 7 |
| ADVENT HEALTH APOPKA | | 3 | 4 | 57% | 7 |
| INDIANA STATE DEPARTMENT OF HEALTH LABORATORIES | | | 7 | 100% | 7 |
| USCG SECTOR ST PETE | | 3 | 4 | 57% | 7 |
| MINUTECLINIC #2797 | | 7 | | | 7 |
| ECLRS | | 2 | 5 | 71% | 7 |
| SOUTH COM HEALTH CLINIC, DEPT. OF THE ARMY | | 7 | | | 7 |
| DEPARTMENT OF HEALTH AND HUMAN SERVICES STATE OF NEW HAMPSHIRE | | | 7 | 100% | 7 |
| VICTORIAN MANOR | | 2 | 5 | 71% | 7 |
| Rutgers Health Rwj University Hospital - Laboratory | | 4 | 3 | 43% | 7 |
| MINUTECLINIC DIAGNOSTIC OF OHIO #2964 | | 7 | | | 7 |
| WEXFORD HEALTH SOURCES INC | | 7 | | | 7 |
| DOTHAN WEST FAMILY MEDICINE | | 5 | 2 | 29% | 7 |
| KEYSTONE PLACE AT NAPLES PRESERVE | | 4 | 3 | 43% | 7 |
| MEDEXPRESS URGENT CARE - EWING | | 7 | | | 7 |
| HOLY GARDEN ALF, INC. | | 7 | | | 7 |
| CVS IN8669POCT INDIANAPOLIS | | 6 | 1 | 14% | 7 |
| ADVENTHEALTH MEDICAL GROUP INTERNAL MEDICINE AT | | 2 | 5 | 71% | 7 |
| MINUTECLINIC LLC #5010 | | 6 | 1 | 14% | 7 |

COVID-19: testing by laboratory

Data through May 7, 2021 verified as of May 8, 2021 at 09:25 AM

Data in this report are provisional and subject to change.

The numbers in the table below represent the number of Florida and non-Florida residents for whom test results were received by the Department of Health. A person can be tested by more than one laboratory and can have both positive and negative results. **Therefore, the sum of the numbers in each column will be larger than the total number of people tested.**

| Reporting lab | Inconclusive | Negative | Positive | Percent positive | Total |
|---|--------------|----------|----------|------------------|-------|
| TESTD | | | 7 | 100% | 7 |
| PENN MEDICINE PRINCETON MEDICAL CENTER | | 6 | 1 | 14% | 7 |
| EXPICARE NURSING AGENCY, INC | | 5 | 2 | 29% | 7 |
| CVS PHARMACY #8800 | | 5 | 2 | 29% | 7 |
| MEDEXPRESS URGENT CARE MURRYSVILLE | | 5 | 2 | 29% | 7 |
| LEVY COUNTY SHERRIF'S DEPT | | | 7 | 100% | 7 |
| HACKENSACK UNIV MED CTR-PATHOLOGY DEPT | | 7 | | | 7 |
| SOUTHEAST GEORGIA HEALTH SYSTEM, INC D | | 7 | | | 7 |
| MEDEXPRESS URGENT CARE - IRVING | | 7 | | | 7 |
| TRUE HEALTH DIAGNOSTICS | | 1 | 6 | 86% | 7 |
| MINUTE CLINIC LLC #1831 | | 7 | | | 7 |
| MINUTECLINIC MINUTECLINIC #921 | | 6 | 1 | 14% | 7 |
| HEALTH CARE LABORATORY SERVICES | | 1 | 6 | 86% | 7 |
| YORK HOSPITAL: MICROBIOLOGY | | | 7 | 100% | 7 |
| LAKE NONA PEDIATRICS IN ASSOCIATION WITH NEMOURS | | 5 | 2 | 29% | 7 |
| FRESENIUS KIDNEY CARE FORT WALTON BEACH | | | 7 | 100% | 7 |
| BLACK STALLION WALK IN AND EXERCISE CLINICS LLC | | 4 | 3 | 43% | 7 |
| SOUTHEAST GEORGIA HEALTH SERVICES, LLC | | 7 | | | 7 |
| Kennedy University Hospital | | 5 | 1 | 17% | 6 |
| CVS SC4382POCT SPARTANBURG | | 6 | | | 6 |
| BETHESDA COMMUNITY HEALTH CENTER | | | 6 | 100% | 6 |
| WALGREENS SARASOTA | | 5 | 1 | 17% | 6 |
| MEDEXPRESS URGEN CARE - EAST BRUNSWICK | | 6 | | | 6 |
| BROWARD COUNTY HEALTH DEPT. | | | 6 | 100% | 6 |
| DEPARTMENT OF HEALTH AND HUMAN SERVICES DIVISION OF BEHAVIORAL HEALTH | | 1 | 5 | 83% | 6 |
| MOUNT SINAI BROOKLYN LABORATORY | | 5 | 1 | 17% | 6 |
| RIVERVIEW ALF OPERATOR LLC | | 1 | 5 | 83% | 6 |
| TEXAS MEDCLINIC | | | 6 | 100% | 6 |
| PR HEALTH | | 1 | 5 | 83% | 6 |
| ALLEGRO FLEMING ISLAND | | 1 | 5 | 83% | 6 |
| Northwell Lab | | 2 | 4 | 67% | 6 |
| CVS TX7821POCT LEAGUE CITY | | 6 | | | 6 |
| PEACE OF MIND REHAB CENTER | | 6 | | | 6 |
| VALSPAR CHAMPIONSHIP | | 6 | | | 6 |
| BAYCARE ALLIANT HOSPITAL | | | 6 | 100% | 6 |
| SOUTHERN CORRECTIONAL MEDICINE LLC | | 6 | | | 6 |
| BROOKDALE CLERMONT | | | 6 | 100% | 6 |
| THE WINDSOR OF OCALA | | 2 | 4 | 67% | 6 |
| SARASOTA IMMEDIATE CARE | | | 6 | 100% | 6 |
| CVS GA5622POCT DALLAS | | 4 | 2 | 33% | 6 |
| OVIEDO CHILDRENS HEALTH CENTER LLC | | 1 | 5 | 83% | 6 |
| HENDRY REGIONAL CONVENIENT CARE CENTER | | | 6 | 100% | 6 |
| MINUTECLINIC DIAGNOSTIC OF TN PC #442 | | 4 | 2 | 33% | 6 |
| MEDEXPRESS URGENT CARE - LEDGEWOOD | | 5 | 1 | 17% | 6 |
| HOLLY HILL HOME INFUSION SERVICE | | 5 | 1 | 17% | 6 |
| SOUTHERN OCEAN MEDICAL CENTER | | 6 | | | 6 |

COVID-19: testing by laboratory

Data through May 7, 2021 verified as of May 8, 2021 at 09:25 AM

Data in this report are provisional and subject to change.

The numbers in the table below represent the number of Florida and non-Florida residents for whom test results were received by the Department of Health. A person can be tested by more than one laboratory and can have both positive and negative results. **Therefore, the sum of the numbers in each column will be larger than the total number of people tested.**

| Reporting lab | Inconclusive | Negative | Positive | Percent positive | Total |
|---|--------------|----------|----------|------------------|-------|
| CVS IN6572POCT INDIANAPOLIS | | 6 | | | 6 |
| CAPITAL HEALTH PLAN LABORATORIES | | | 6 | 100% | 6 |
| CAMELLIA AT DEERWOOD | | 2 | 4 | 67% | 6 |
| CVS PA10034POCT PITTSBURGH | | 6 | | | 6 |
| CDRX INFUSION | | | 6 | 100% | 6 |
| AMERICAN HEALTH ASSOC. LABORATORY SOUTH | | 4 | 2 | 33% | 6 |
| TIMBER CREEK PEDIATRICS | | 6 | | | 6 |
| CVS NC6402POCT DAVIDSON | | 4 | 2 | 33% | 6 |
| DOCTORS OFFICE OF NEW JERSEY | | 6 | | | 6 |
| ST LUKES HOSPITAL LABORATORY | | 2 | 4 | 67% | 6 |
| MINUTECLINIC LLC #5041 | | 2 | 4 | 67% | 6 |
| BAYSHORE POINTE NURSING AND REHAB CENTER | | | 6 | 100% | 6 |
| PRINCIPLE HOSPICE SERVICE, LLC | | 1 | 5 | 83% | 6 |
| MIAMI RESCUE MISSION CLINIC INC | | | 6 | 100% | 6 |
| GENEVA GENERAL HOSPITAL LABORATORY | | 4 | 2 | 33% | 6 |
| CVS TX2263POCT SAN ANTONIO | | 6 | | | 6 |
| ABSOLUTE HEALTH | | 5 | 1 | 17% | 6 |
| CELAL GUROL ERBAY, MD | | | 6 | 100% | 6 |
| NORTHSIDE HOSPITAL- CHEROKEE | | 5 | 1 | 17% | 6 |
| MANATEE MEMORIAL HOSPITAL CLINICAL LABORATORY | | | 6 | 100% | 6 |
| MAXCARE CLINIC | | | 6 | 100% | 6 |
| CVS TX7825POCT FRISCO | | 5 | 1 | 17% | 6 |
| ATLANTIC COMMUNITY HIGH SCHOOL | | 5 | 1 | 17% | 6 |
| UNILAB OF DADE INC | | | 6 | 100% | 6 |
| ST BARNABAS HOSPITAL | | 6 | | | 6 |
| LPG COCONUT POINT - FAMILY/ INTERNAL MEDICINE | | 6 | | | 6 |
| BROWARD TRANSITIONAL CENTER | | | 6 | 100% | 6 |
| BNR PHARMACY INC | | 6 | | | 6 |
| NORTH FLORIDA PEDIATRICS JASPER | | | 6 | 100% | 6 |
| MEDEXPRESS URGENT CARE - PRINCETON | | 5 | 1 | 17% | 6 |
| PRINCETON BMC LABORATORY | | 6 | | | 6 |
| GUTHRIE CORNING HOSPITAL LABORATORY | | 6 | | | 6 |
| SIGNATURE URGENT CARE | | | 6 | 100% | 6 |
| CVS IL1170POCT JOLIET | | 6 | | | 6 |
| CVS IN5696POCT FORT WAYNE | | 6 | | | 6 |
| URGENT CARE HOUSECALLS PA | | 5 | 1 | 17% | 6 |
| WAKEMED | | 1 | 5 | 83% | 6 |
| DAVISON HEALTH CENTER WESLEYAN UNIVERS | | 6 | | | 6 |
| CVS NH6596POCT HAMPTON | | 6 | | | 6 |
| CVS MO10053POCT SAINT PETERS | | 6 | | | 6 |
| PROGRESS PHARMACY INC | | 1 | 5 | 83% | 6 |
| The Oaks of Clearwater | | 6 | | | 6 |
| HUNTERS CREEK PEDIATRICS | | 6 | | | 6 |
| TULLAHOMA HMA, LLC | | 5 | 1 | 17% | 6 |
| MERCY COLLEGE HEALTH OFFICE | | 6 | | | 6 |
| PRESBYTERIAN HOME | | 6 | | | 6 |

COVID-19: testing by laboratory

Data through May 7, 2021 verified as of May 8, 2021 at 09:25 AM

Data in this report are provisional and subject to change.

The numbers in the table below represent the number of Florida and non-Florida residents for whom test results were received by the Department of Health. A person can be tested by more than one laboratory and can have both positive and negative results. **Therefore, the sum of the numbers in each column will be larger than the total number of people tested.**

| Reporting lab | Inconclusive | Negative | Positive | Percent positive | Total |
|---|--------------|----------|----------|------------------|-------|
| CONCENTRA | | | 6 | 100% | 6 |
| MEDEXPRESS URGENT CARE - LOGAN | | 6 | | | 6 |
| SALINE CARE NURSING & REHABILITATION CENTER | | 6 | | | 6 |
| LEHIGH REGIONAL MEDICAL CENTER LABORATORY | | 3 | 3 | 50% | 6 |
| TALLAHASSEE MEMORIAL HEALTHCARE | | | 6 | 100% | 6 |
| MARSHALL MEDICAL CENTER SOUTH LAB | | 5 | 1 | 17% | 6 |
| FLEET LANDING | | | 6 | 100% | 6 |
| POWERS PEDIATRICS | | | 6 | 100% | 6 |
| GENESIS FAMILY PRACTICE | | 3 | 3 | 50% | 6 |
| CURATIVE CARE CENTER INC | | 1 | 5 | 83% | 6 |
| CVS CA9823POCT SACRAMENTO | | 6 | | | 6 |
| MERCY URGENT CARE | | | 6 | 100% | 6 |
| MEDICAL CENTER AT OCEAN REEF | | 1 | 5 | 83% | 6 |
| UNIVERISTY OF MIAMI | | | 6 | 100% | 6 |
| MEDEXPRESS URGENT CARE - HUNTINGTON WE | | 6 | | | 6 |
| ALL4KIDZ PEDIATRICS LLC | | 3 | 3 | 50% | 6 |
| MINUTECLINIC DIAGNOSTIC OF WISCONSIN, LLC | | 5 | 1 | 17% | 6 |
| Army Residence Community | | 5 | 1 | 17% | 6 |
| ADVENTHEALTH CAR CENTER APOPKA | | | 6 | 100% | 6 |
| CENTRAL JERSEY URGENT CARE OF BROWN MI | | 6 | | | 6 |
| Madison Health & Rehabilitation | | 6 | | | 6 |
| MEDEXPRESS URGENT CARE - MBURG COMMONS | | 5 | 1 | 17% | 6 |
| UT MEMPHIS UNIVERSITY HEALTH SERVICES | | | 6 | 100% | 6 |
| UF HEALTH PATHOLOGY LABORATORIES | | | 6 | 100% | 6 |
| MEDEXPRESS URGENT CARE - WAXAHACHIE, N HIGHWAY 77 | | 4 | 2 | 33% | 6 |
| LRHS Southeastern University | | 4 | 2 | 33% | 6 |
| WG WINDSOR WOODS SH LLC | | 6 | | | 6 |
| CVS MA2401POCT MARSHFIELD | | 5 | 1 | 17% | 6 |
| ADVANCED URGENT CARE OF MARATHON | | 1 | 5 | 83% | 6 |
| CITIZENS BAPTIST MEDICAL CENTERS LAB | | 5 | 1 | 17% | 6 |
| MEDEXPRESS URGENT CARE - WEIRTON | | 6 | | | 6 |
| ENIGMA DIAGNOSTIC, INC. | | | 6 | 100% | 6 |
| PELICAN LANDING | | 1 | 5 | 83% | 6 |
| COVID RAPID LABS | | 1 | 5 | 83% | 6 |
| CENTRAL FLORIDA PRIMARY CARE | | | 6 | 100% | 6 |
| AMERICAN EAGLE LEESBURG AL LLC DBA VISTA LAKE | | | 6 | 100% | 6 |
| FAMILY CARE MEDICAL CENTER | | | 6 | 100% | 6 |
| CVS MINUTE CLINIC DIAGNOSTIC OF TEXAS | | 5 | 1 | 17% | 6 |
| OCHSNER MEDICAL CENTER | | | 6 | 100% | 6 |
| PANCARE HEALTH - ALTHA PUBLIC | | | 6 | 100% | 6 |
| FIRST COAST CARDIOVASCULAR INSTITUTE PA | | | 6 | 100% | 6 |
| OURMED | | 5 | 1 | 17% | 6 |
| QUICK CARE MED WALK IN AND URGENT CARE | | | 6 | 100% | 6 |
| ELITE MD GROUP INC | | 2 | 4 | 67% | 6 |
| Advanced Care Center | | | 6 | 100% | 6 |
| RIVER CITY PRIMARY AND URGENT CARE | | | 6 | 100% | 6 |

COVID-19: testing by laboratory

Data through May 7, 2021 verified as of May 8, 2021 at 09:25 AM

Data in this report are provisional and subject to change.

The numbers in the table below represent the number of Florida and non-Florida residents for whom test results were received by the Department of Health. A person can be tested by more than one laboratory and can have both positive and negative results. **Therefore, the sum of the numbers in each column will be larger than the total number of people tested.**

| Reporting lab | Inconclusive | Negative | Positive | Percent positive | Total |
|---|--------------|----------|----------|------------------|-------|
| MINUTECLINIC, LLC #07876 | | 5 | 1 | 17% | 6 |
| AARK LABORATORY | | 6 | | | 6 |
| PALMETTO HEALTH ALLIANCE | | 3 | 3 | 50% | 6 |
| Kroger 673 - The Little Clinic Dallas | | 5 | 1 | 17% | 6 |
| RADEAS | | | 6 | 100% | 6 |
| GENTLE MEDICINE ASSOCIATES / DR. REGINE BATAILLE | | 6 | | | 6 |
| CVS MD1515POCT LEONARDTOWN | | 4 | 2 | 33% | 6 |
| MEDEXPRESS URGENT CARE-HERSHEY | | 5 | 1 | 17% | 6 |
| CVS SC4122POCT TAYLORS | | 6 | | | 6 |
| CVS OH3393POCT AURORA | | 5 | 1 | 17% | 6 |
| UT SOUTHWESTERN MEDICAL CENTER | | | 6 | 100% | 6 |
| CVS MA299POCT WORCESTER | | 6 | | | 6 |
| CVS PA1379POCT LANSDALE | | 5 | 1 | 17% | 6 |
| CHILDREN'S HOSPITAL OF PHILADELPHIA | | 5 | 1 | 17% | 6 |
| LAKEVIEW TERRACE HOME HEALTH SERVICES LLC | | | 6 | 100% | 6 |
| CVS PA2688POCT COLLEGEVILLE | | 6 | | | 6 |
| SAINT PETER'S UNIVERSITY HOSPITAL | | 6 | | | 6 |
| APALACHEE CENTER INC | | 4 | 2 | 33% | 6 |
| PATHGROUP LABS, LLC | | 4 | 2 | 33% | 6 |
| CAREWELL 301 - WARWICK | | | 6 | 100% | 6 |
| WIREGRASS MEDICAL CENTER | | | 6 | 100% | 6 |
| MINUTECLINIC 7196 | | 5 | 1 | 17% | 6 |
| UNILAB | | 2 | 4 | 67% | 6 |
| NORTHPORT MEDICAL CENTER LAB | | 6 | | | 6 |
| FLORIDA DEPARTMENT OF HEALTH IN MIAMI DADE COUNTY | | 5 | 1 | 17% | 6 |
| GUTHRIE MEDICAL GROUP LABORATORIES | | 6 | | | 6 |
| MEDEXPRESS URGENT CARE - ELM GROVE | | 5 | 1 | 17% | 6 |
| ADVENTHEALTH MEDICALGROUP PEDIATRICS AT ORLANDO | | 6 | | | 6 |
| KIDS CORNER PEDIATRICS PLLC | | 5 | 1 | 17% | 6 |
| MEDEXPRESS URGENT CARE-PITTSFIELD | | 6 | | | 6 |
| CVS NJ2815POCT E BRUNSWICK | | 4 | 2 | 33% | 6 |
| UPMC HEALTH SYSTEM | | 4 | 2 | 33% | 6 |
| XPRESS URGENT CARE LLC | | 6 | | | 6 |
| FLORIDA DEPARTMENT OF HEALTH SEMINOLE COUNTY | | 1 | 5 | 83% | 6 |
| TAMIAMI LAB MILLENIUM | | | 6 | 100% | 6 |
| CVS IN6654POCT INDIANAPOLIS | | 5 | 1 | 17% | 6 |
| MINUTECLINIC, DIAGNOSTIC OF TEXAS, LLC | | 6 | | | 6 |
| CVS TX10140POCT THE WOODLANDS | | 5 | 1 | 17% | 6 |
| VILLAGES HEALTH, THE | | 4 | 2 | 33% | 6 |
| PROHEALTH MED | | 1 | 5 | 83% | 6 |
| CVS IL5797POCT CAROL STREAM | | 6 | | | 6 |
| SOUTHEASTERN DERMATOLOGY GROUP PA | | 5 | 1 | 17% | 6 |
| RAPID MEDLAB (004MO) | | 5 | 1 | 17% | 6 |
| CVS NV2928POCT LAS VEGAS | | 6 | | | 6 |
| MIZELL MEMORIAL HOSPITAL | | | 6 | 100% | 6 |
| PARADIGM LABORATORIES | | | 6 | 100% | 6 |

COVID-19: testing by laboratory

Data through May 7, 2021 verified as of May 8, 2021 at 09:25 AM

Data in this report are provisional and subject to change.

The numbers in the table below represent the number of Florida and non-Florida residents for whom test results were received by the Department of Health. A person can be tested by more than one laboratory and can have both positive and negative results. **Therefore, the sum of the numbers in each column will be larger than the total number of people tested.**

| Reporting lab | Inconclusive | Negative | Positive | Percent positive | Total |
|--|--------------|----------|----------|------------------|-------|
| FAMILY TREE PRIMARY CARE | | 5 | 1 | 17% | 6 |
| BOCA VIPEDIATRICS | | | 6 | 100% | 6 |
| PHYSICIANS URGENT CARE BERRY FARMS | | 4 | 2 | 33% | 6 |
| MEDEXPRESS URGENT CARE SHADYSIDE | | 5 | 1 | 17% | 6 |
| MCKENZIE-WILLAMETTE MEDICAL CENTER LAB | | 6 | | | 6 |
| SANTOS REHABILITATION CENTER INC | | | 6 | 100% | 6 |
| MEDEXPRESS URGENT CARE, CHAMBERSBURG | | 5 | 1 | 17% | 6 |
| CVS MI8049POCT WATERFORD | | 5 | 1 | 17% | 6 |
| PENN NURSING CENTER | | 6 | | | 6 |
| CVS NATIONAL HARBOR MD2297714CV | | 6 | | | 6 |
| CVS MA1845POCT WILMINGTON | | 5 | 1 | 17% | 6 |
| HEARTLAND HOME HEALTH CARE | | 6 | | | 6 |
| LOS ALAMOS NATIONAL LABORATORY | | 6 | | | 6 |
| MINUTECLINIC MINUTECLINIC #3665 | | 6 | | | 6 |
| Wilkes-Barre VAMC | | 6 | | | 6 |
| PUBLIC HEALTH LAB | | 6 | | | 6 |
| Englewood Health Care Center | | 6 | | | 6 |
| JERSEY SHORE MEDICAL CENTER | | 6 | | | 6 |
| FLORIDA HEALTHCARE OF ORLANDO | | 1 | 5 | 83% | 6 |
| REDMED OF CROSSTOWN | | 3 | 3 | 50% | 6 |
| PLEASANTVILLE OF SEBASTIAN LLC | | | 6 | 100% | 6 |
| QUATRACOR PLLC | | 6 | | | 6 |
| PREMIER FAMILY HEALTH PA | | | 6 | 100% | 6 |
| FLORIDA MEDICAL CLINIC -INTERNAL MED DADE CITY | | | 6 | 100% | 6 |
| ANTHONY-BROWN PHARMACY | | 6 | | | 6 |
| CVS MINUTE CLINIC DIAGNOSTIC MED GRP OF CAL | | 5 | 1 | 17% | 6 |
| ORLANDO HEALTH PHYSICIAN GROUP | | | 6 | 100% | 6 |
| ADVENT HEALTH - TUSKAWILLA | | 4 | 2 | 33% | 6 |
| CVS MA447POCT NORTHAMPTON | | 4 | 2 | 33% | 6 |
| MINUTECLINIC DIAGNOSTIC OF OHIO #6139 | | 6 | | | 6 |
| QUALITY MEDICAL CARE | | | 6 | 100% | 6 |
| FLORIDA WOMAN CARE LABORATORY | | | 6 | 100% | 6 |
| LUMADOC HEALTH | | 4 | 2 | 33% | 6 |
| Oakwood - North Baldwins Center for Living | | 6 | | | 6 |
| VIERA PEDIATRICS | | 1 | 5 | 83% | 6 |
| MEDEXPRESS URGENT CARE - NORTH LITTLE | | 5 | 1 | 17% | 6 |
| STARMED FAMILY & URGENT CARE | | | 6 | 100% | 6 |
| DISCOVERY VILLAGE AT DEERWOOD | | | 6 | 100% | 6 |
| ARC POINT LABS OF AUSTIN NORTH | | | 6 | 100% | 6 |
| RURAL HEALTH CARE INC | | | 6 | 100% | 6 |
| CVS CT2210POCT RIVERSIDE | | 6 | | | 6 |
| UW MEDICINE VIROLOGY LAB | | | 6 | 100% | 6 |
| MINUTECLINIC DIAGNOSTICS OF IND LLC | | 3 | 3 | 50% | 6 |
| CVS SC5550POCT CLOVER | | 5 | 1 | 17% | 6 |
| FIFTH AVENUE PEDIATRICS | | 3 | 3 | 50% | 6 |
| FLORIDA MEDICAL SPECIALISTS | | 2 | 4 | 67% | 6 |

COVID-19: testing by laboratory

Data through May 7, 2021 verified as of May 8, 2021 at 09:25 AM

Data in this report are provisional and subject to change.

The numbers in the table below represent the number of Florida and non-Florida residents for whom test results were received by the Department of Health. A person can be tested by more than one laboratory and can have both positive and negative results. **Therefore, the sum of the numbers in each column will be larger than the total number of people tested.**

| Reporting lab | Inconclusive | Negative | Positive | Percent positive | Total |
|--|--------------|----------|----------|------------------|-------|
| IVY ROSEN MD PLLC | | 6 | | | 6 |
| MEDEXPRESS - NEWARK | | 6 | | | 6 |
| ASCENSION ST VINCENT'S CLAY COUNTY | | | 6 | 100% | 6 |
| PALM HARBOR DERMATOLOGY | | 4 | 2 | 33% | 6 |
| HELIX KH UC | | 1 | 5 | 83% | 6 |
| AMERICAN MEDICAL RESPONSE - DENVER | | 3 | 3 | 50% | 6 |
| JOSEF SCHENKER, MD, PC | | 6 | | | 6 |
| CLINICAL CARE ASSOCIATES | | | 6 | 100% | 6 |
| WELLMED AT FORT PIERCE | | 4 | 2 | 33% | 6 |
| MINUTECLINIC, LLC #07852 | | 5 | 1 | 17% | 6 |
| ELITE MEDICAL CENTER | | 1 | 5 | 83% | 6 |
| RHEA MEDICAL CENTER | | 6 | | | 6 |
| MEDEXPRESS URGENT CARE - VINELAND S MA | | 6 | | | 6 |
| WALGREENS #07589 | | 5 | 1 | 17% | 6 |
| RANDOLPH COUNTY HEALTH & REHABILITATIO | | 6 | | | 6 |
| CVS MA957POCT WEST SPRINGFIELD | | 6 | | | 6 |
| CVS MA1095POCT AMHERST | | 5 | 1 | 17% | 6 |
| MORRIS HALL/ST JOSEPH NURSING CENTER | | 6 | | | 6 |
| COMPUNET CLINICAL LAB | | | 6 | 100% | 6 |
| ARLINGTON OF NAPLES | | 6 | | | 6 |
| CVS NC7548POCT FUQUAY VARINA | | 4 | 1 | 20% | 5 |
| MONROE COUNTY DEPT OF PUBLIC HEALTH ST | | 5 | | | 5 |
| AUGUSTA HEALTH | | | 5 | 100% | 5 |
| SOUTH FLORIDA RESEARCH ORGANIZATION | | | 5 | 100% | 5 |
| MIAMI MEDICAL CONSULTANT PA | | | 5 | 100% | 5 |
| MEDEXPRESS URGENT CARE - FREDERICK | | 5 | | | 5 |
| WELL HEALTH WORKS, LLC - THE GARDEN THEATER | | 5 | | | 5 |
| LAKE MARY HEALTH AND REHABILITATION CENTER | | 1 | 4 | 80% | 5 |
| BOROPARK URGENT CARE | | 4 | 1 | 20% | 5 |
| PBSO HEALTH AND WELLNESS CENTER | | 1 | 4 | 80% | 5 |
| MEDEXPRESS URGENT CARE - BRIDGEVILLE | | 5 | | | 5 |
| CAREHERE LCS- EUSTIS | | | 5 | 100% | 5 |
| MONTCLAIR STATE UNIV/HLTH & WELLNESS | | 5 | | | 5 |
| CVS PA1657POCT YORK | | 4 | 1 | 20% | 5 |
| CVS PA258POCT MCKEES ROCKS | | 5 | | | 5 |
| ST LUCIE COUNTY HEALTH DEPARTMENT | | 4 | 1 | 20% | 5 |
| Samuel S. Stratton VAMC | | 5 | | | 5 |
| CVS AZ9290POCT PHOENIX | | 4 | 1 | 20% | 5 |
| CELERION | | | 5 | 100% | 5 |
| CARENOW URGENT CARE - CENTRAL AUSTIN | | 1 | 4 | 80% | 5 |
| GARDENS PEDIATRICS | | | 5 | 100% | 5 |
| DAVENPORT PEDIATRICS PA | | 1 | 4 | 80% | 5 |
| CANDLER HOSPITAL PATHOLOGY LABORATORY | | 3 | 2 | 40% | 5 |
| PUTNAM HOSPITAL CENTER LABORATORY | | 5 | | | 5 |
| INTERNAL MEDICINE & PRIMARY CARE ASSOCIATES, PLC | | | 5 | 100% | 5 |
| MIDDLEBURG VA CBOC | | 4 | 1 | 20% | 5 |

COVID-19: testing by laboratory

Data through May 7, 2021 verified as of May 8, 2021 at 09:25 AM

Data in this report are provisional and subject to change.

The numbers in the table below represent the number of Florida and non-Florida residents for whom test results were received by the Department of Health. A person can be tested by more than one laboratory and can have both positive and negative results. **Therefore, the sum of the numbers in each column will be larger than the total number of people tested.**

| Reporting lab | Inconclusive | Negative | Positive | Percent positive | Total |
|--|--------------|----------|----------|------------------|-------|
| CVS OH6149POCT UPPER ARLINGTON | | 2 | 3 | 60% | 5 |
| IPSUM DIAGNOSTICS LLC | | 5 | | | 5 |
| CARL R DARNALL ARMY MEDICAL CENTER | | | 5 | 100% | 5 |
| WESTMINSTER SHORES | | | 5 | 100% | 5 |
| NOVANT HEALTH UVA | | 2 | 3 | 60% | 5 |
| FLORIDA CLINICAL LABORATORY - BIOREFERENCE LABORATORIES | | 2 | 3 | 60% | 5 |
| DELTONA VA CBOC | | 4 | 1 | 20% | 5 |
| SKYLINE UROLOGY | | 5 | | | 5 |
| PM PEDIATRICS OF SELDEN | | 3 | 2 | 40% | 5 |
| CVS TX5877POCT PEARLAND | | 5 | | | 5 |
| NORTH DADE NURSING AND REHABILITATION CENTER | | | 5 | 100% | 5 |
| ST JOSEPHS HOSPITAL PATHOLOGY LAB | | 4 | 1 | 20% | 5 |
| MINUTECLINIC DIAGNOSTIC OF PENNSYLVAN | | 4 | 1 | 20% | 5 |
| PHYSICIANS IMMEDIATE CARE ELGIN | | | 5 | 100% | 5 |
| MINUTECLINIC # 21110 | | 3 | 2 | 40% | 5 |
| FLORIDA DEPARTMENT OF HEALTH - INVERNESS | | 3 | 2 | 40% | 5 |
| MEDEXPRESS URGENT CARE - BECKLEY | | 3 | 2 | 40% | 5 |
| CVS OH3329POCT LAKEWOOD | | 5 | | | 5 |
| LIFEPLUS HEALTHCARE GROUP INC | | 5 | | | 5 |
| REGIONAL MEDICAL CENTER BAYONET POINT | | | 5 | 100% | 5 |
| HELIX DIAGNOSTIX | | 2 | 3 | 60% | 5 |
| FRESENIUS MEDICAL CARE | | | 5 | 100% | 5 |
| MINUTECLINIC OF NEVADA-2955 S FT APACH | | 5 | | | 5 |
| BAPTIST HOSPITAL EMPLOYEE HEALTH OFF | | | 5 | 100% | 5 |
| LIVING WATERS MEDICAL CENTER | | | 5 | 100% | 5 |
| Arbors at Marietta | | 5 | | | 5 |
| HELIX URGENT CARE | | | 5 | 100% | 5 |
| JOSEPH SCHENKER MD PC | | 5 | | | 5 |
| STEBEN COUNTY PUBLIC HEALTH | | 5 | | | 5 |
| CVS CA9606POCT TEMECULA | | 5 | | | 5 |
| WYOMING PUBLIC HEALTH LAB | | | 5 | 100% | 5 |
| MENORAH MANOR | | | 5 | 100% | 5 |
| CITRUS HEALTH NETWORK INC | | 2 | 3 | 60% | 5 |
| FALLSBURG CHAI | | 5 | | | 5 |
| HEALTHCARE NETWORK OF SOUTHWEST FLORIDA | | | 5 | 100% | 5 |
| MINNESOTA DEPARTMENT OF HEALTH PUBLIC HEALTH LABORATORY DIVISION | 1 | | 4 | 80% | 5 |
| NORTHWOOD UNIVERSITY-BENNETT SPORTS CENTER | | 5 | | | 5 |
| BRIGHAM AND WOMEN'S HOSPITAL | | 1 | 4 | 80% | 5 |
| AHF PUBLIC HEALTH LABORATORY | | | 5 | 100% | 5 |
| FRESENIUS KIDNEY CARE SOUTH ORLANDO | | | 5 | 100% | 5 |
| TANNER MEDICAL CENTER EAST AL | | 5 | | | 5 |
| MEDEXPRESS URGENT CARE - CHERRY HILL | | 5 | | | 5 |
| KINGSWAY MEDICAL CENTER INC | | 2 | 3 | 60% | 5 |
| ALPHADERA LABS, LLC | | | 5 | 100% | 5 |
| PRECISION LABS LLC | | 2 | 3 | 60% | 5 |
| URGENT CARE OF ERWIN | | 5 | | | 5 |

COVID-19: testing by laboratory

Data through May 7, 2021 verified as of May 8, 2021 at 09:25 AM

Data in this report are provisional and subject to change.

The numbers in the table below represent the number of Florida and non-Florida residents for whom test results were received by the Department of Health. A person can be tested by more than one laboratory and can have both positive and negative results. **Therefore, the sum of the numbers in each column will be larger than the total number of people tested.**

| Reporting lab | Inconclusive | Negative | Positive | Percent positive | Total |
|--|--------------|----------|----------|------------------|-------|
| CVS NC2771POCT CLAYTON | | 4 | 1 | 20% | 5 |
| Birchaven | | 5 | | | 5 |
| CVS NE8615POCT LINCOLN | | 4 | 1 | 20% | 5 |
| SUTTER TRACY COMMUNITY HOSPITAL | | | 5 | 100% | 5 |
| WEST PACIFIC MEDICAL LABORATORY | | | 5 | 100% | 5 |
| EASTCHESTER PEDIATRIC MEDICAL GROUP | | 5 | | | 5 |
| UNIVERSITY OF CHICAGO MEDICAL CENTER LAB | | | 5 | 100% | 5 |
| CLINICAL CARE INC | | | 5 | 100% | 5 |
| CVS MA394POCT SEEKONK | | 5 | | | 5 |
| LabCorp of America | | | 5 | 100% | 5 |
| APC PEDIATRICS | | | 5 | 100% | 5 |
| GOOD SAMARITAN HOSPITAL | | 3 | 2 | 40% | 5 |
| MINUTECLINIC, LLC #1431 | | 4 | 1 | 20% | 5 |
| MEDEXPRESS URGENT CARE - MOUNTAIN HOME | | 4 | 1 | 20% | 5 |
| MD NOW MEDICAL CENTER INC | | | 5 | 100% | 5 |
| THE LITTLE CLINIC | | | 5 | 100% | 5 |
| GULF COAST VETERANS HCS PANAMA CITY OPC | | 5 | | | 5 |
| MEDEXPRESS URGENT CARE PLEASANT HILLS | | 4 | 1 | 20% | 5 |
| DICKSON MEDICAL ASSOCIATES PC PATH LAB | | 4 | 1 | 20% | 5 |
| WILLOW CREEK RETIREMENT CENTER | | 5 | | | 5 |
| MEDEXPRESS URGENT CARE LAVALE | | 5 | | | 5 |
| RELIANT IMMUNE DIAGNOSTICS | | | 5 | 100% | 5 |
| MEDEXPRESS URGENT CARE FOX CHAPEL | | 5 | | | 5 |
| Walker BaptistMedCtr | | 4 | 1 | 20% | 5 |
| CLINICAL LABORATORIES OF THE BUFFALO | | 4 | 1 | 20% | 5 |
| MINUTECLINIC DIAG OF IND LLC #6840 | | 5 | | | 5 |
| KINGSTON RESIDENCE OF MARION | | 5 | | | 5 |
| URGENT CARE COASTAL GA | | | 5 | 100% | 5 |
| WALGREENS# 00323 | | 5 | | | 5 |
| MINUTECLINIC DIAGNOSTIC MED GRP OF SAN | | 4 | 1 | 20% | 5 |
| WINCHESTER MEDICAL CENTER | | | 5 | 100% | 5 |
| PATIENT FIRST - LEESBURG | | | 5 | 100% | 5 |
| BIOTECH CLINICAL LABORATORY | | | 5 | 100% | 5 |
| PHYSICIANS QUALITY CARE | | | 5 | 100% | 5 |
| LEVY COUNTY DEPT. OF PUBLIC SAFETY | | 2 | 3 | 60% | 5 |
| KETTERING HEALTH | | | 5 | 100% | 5 |
| LABS PLUS LLC | | 5 | | | 5 |
| EGL GENETICS DIAGNOSTICS | | | 5 | 100% | 5 |
| CULLMAN REGIONAL URGENT CARE | | 4 | 1 | 20% | 5 |
| ADVENT HEALTH MEDICAL GROUP | | 4 | 1 | 20% | 5 |
| ELEVATION HEALTH LABORATORY | | 5 | | | 5 |
| MINUTECLINIC DIAGNOSTIC OF NEVADA-9586 | | 4 | 1 | 20% | 5 |
| PIEDMONT NEWNAN HOSPITAL | | 4 | 1 | 20% | 5 |
| MEDEXPRESS URGENT CARE - WILKES BARRE | | 4 | 1 | 20% | 5 |
| RIO PINAR HEALTH CARE | | | 5 | 100% | 5 |
| COOPER HOSPITAL/UNIVERSITY MEDICAL | | 5 | | | 5 |

COVID-19: testing by laboratory

Data through May 7, 2021 verified as of May 8, 2021 at 09:25 AM

Data in this report are provisional and subject to change.

The numbers in the table below represent the number of Florida and non-Florida residents for whom test results were received by the Department of Health. A person can be tested by more than one laboratory and can have both positive and negative results. **Therefore, the sum of the numbers in each column will be larger than the total number of people tested.**

| Reporting lab | Inconclusive | Negative | Positive | Percent positive | Total |
|--|--------------|----------|----------|------------------|-------|
| MEDEXPRESS URGENT CARE - SOUTH PARKERSBURG | | 5 | | | 5 |
| EAST CENTRAL FLORIDA OUT PATIENT IMAGING | | | 5 | 100% | 5 |
| PIEDMONT FAYETTE HOSPITAL | | 3 | 2 | 40% | 5 |
| ADERHOLT MEDICAL, LLC | | 5 | | | 5 |
| CVS KY2332POCT GEORGETOWN | | 4 | 1 | 20% | 5 |
| ELDER ALTERNATIVES INC | | 3 | 2 | 40% | 5 |
| LPG PEDIATRICS AT CAPE CORAL | | 5 | | | 5 |
| MARIANNA CBOC | | 5 | | | 5 |
| WILSON PEDIATRICS | | | 5 | 100% | 5 |
| Kroger 099 - The Little Clinic Fort Collins | | 5 | | | 5 |
| CYPRESS CREEK MEDICAL CENTER | | | 5 | 100% | 5 |
| Life Care Center of Estero | | | 5 | 100% | 5 |
| RUSH UNIVERSITY MEDICAL CENTER LABORATORY | | | 5 | 100% | 5 |
| Hillspring of Springboro | | 5 | | | 5 |
| CVS CT750POCT ENFIELD | | 5 | | | 5 |
| MID FLORIDA HEALTH INC | | | 5 | 100% | 5 |
| MEDEXPRESS URGENT CARE - BECKLEY CROSS | | 4 | 1 | 20% | 5 |
| TAMPA FAMILY HEALTH CENTER | | 1 | 4 | 80% | 5 |
| DOCS URGENT CARE | | 1 | 4 | 80% | 5 |
| MINUTECLINIC DIAG OF IND, LLC #8645 | | 5 | | | 5 |
| FELICIDAD MEDICAL CENTER INC | | | 5 | 100% | 5 |
| PUTNAM COUNTY PUBLIC HEALTH UNIT | | 5 | | | 5 |
| MINUTECLINIC LLC (2335) | | 4 | 1 | 20% | 5 |
| CVS SC1540POCT MYRTLE BEACH | | 4 | 1 | 20% | 5 |
| PRECISION DIAGNOSTICS INC - NJ | | 5 | | | 5 |
| PIEDMONT HOSPITAL LAB | | | 5 | 100% | 5 |
| FINLAY | | 1 | 4 | 80% | 5 |
| QUEST DIAGNOSTICS PSC | | 1 | 4 | 80% | 5 |
| TMH PHYSICIAN PARTNERS SOUTHWOOD | | 1 | 4 | 80% | 5 |
| SEASIDE MANOR | | | 5 | 100% | 5 |
| GIEBEIG FAMILY MEDICINE PA | | | 5 | 100% | 5 |
| ADVENTHEALTH GORDON | | 4 | 1 | 20% | 5 |
| SPRINGHILL SENIOR RESIDENCE | | 5 | | | 5 |
| CVS IL7017POCT BLOOMINGTON | | 5 | | | 5 |
| IVY CREEK URGENT CARE OF ENTERPRISE | | | 5 | 100% | 5 |
| UNC HOSPITAL/MCLENDON CLINICAL LABORATORIES | | | 5 | 100% | 5 |
| MINUTECLINIC DIAGNOSTIC OF VIRGINIA, LLC #1980 | | 3 | 2 | 40% | 5 |
| QUINTON MEMORIAL HEALTH CARE CENTER | | 5 | | | 5 |
| CVS SC2269POCT COLUMBIA | | 4 | 1 | 20% | 5 |
| THE UNIVERSITY OF VERMONT MEDICAL CENTER | | 4 | 1 | 20% | 5 |
| SOUTH BEND MEDICAL FOUNDATION | | | 5 | 100% | 5 |
| EASTSIDE MEDICAL CENTER | | 5 | | | 5 |
| BAPTIST HEALTH - TOWN CENTER | | | 5 | 100% | 5 |
| CLINICAL PATHOLOGY LABORATORIES | | | 5 | 100% | 5 |
| AHC Decatur County | | 5 | | | 5 |
| FARRIOR FACIAL PLASTIC SURGERY | | 5 | | | 5 |

COVID-19: testing by laboratory

Data through May 7, 2021 verified as of May 8, 2021 at 09:25 AM

Data in this report are provisional and subject to change.

The numbers in the table below represent the number of Florida and non-Florida residents for whom test results were received by the Department of Health. A person can be tested by more than one laboratory and can have both positive and negative results. **Therefore, the sum of the numbers in each column will be larger than the total number of people tested.**

| Reporting lab | Inconclusive | Negative | Positive | Percent positive | Total |
|--|--------------|----------|----------|------------------|-------|
| FAMILY TREE DNA | | | 5 | 100% | 5 |
| WOMACK ARMY MEDICAL CENTER | | | 5 | 100% | 5 |
| PEDIATRICS OF ALTAMONTE | | 5 | | | 5 |
| ST VINCENTS AMBULATORY CARE INC | | 3 | 2 | 40% | 5 |
| CVS GA2279POCT SUWANEE | | 5 | | | 5 |
| ADVANCED PEDIATRICS OF BOCA LLC | | | 5 | 100% | 5 |
| LAKE COUNTY DETENTION CENTER | | 3 | 2 | 40% | 5 |
| RURAL/METRO MIDSOUTH, | | 5 | | | 5 |
| Kroger 449 - The Little Clinic Mountain Park | | 4 | 1 | 20% | 5 |
| NATURE COAST PRIMARY CARE LAB LLC | | 1 | 4 | 80% | 5 |
| WALGREENS #09475 | | 5 | | | 5 |
| HILLSBOROUGH COUNTY HEALTH DEPARTMENT | | | 5 | 100% | 5 |
| WHITE WILSON MEDICAL CENTER - FWB | | 1 | 4 | 80% | 5 |
| JOHN T MACKAY MD | | | 5 | 100% | 5 |
| MEDEXPRESS URGENT CARE MARTINSBURG | | 3 | 2 | 40% | 5 |
| OPTUMCARE FLORIDA, LLC | | 3 | 2 | 40% | 5 |
| FLAGLER HEALTH SERVICES INC | | | 5 | 100% | 5 |
| MIAMI CANCER INSTITUTE | | | 5 | 100% | 5 |
| CVS IL8750POCT CHICAGO | | 3 | 2 | 40% | 5 |
| MONTEFIORE MEDICAL CENTER LABS MONTEFIORE | | 4 | 1 | 20% | 5 |
| MEDEXPRESS URGENT CARE - DANVILLE | | 5 | | | 5 |
| SJH | | | 5 | 100% | 5 |
| OCCMED SOLUTIONS | | 2 | 3 | 60% | 5 |
| MEDEXPRESS URGENT CARE PENNSVILLE | | 3 | 2 | 40% | 5 |
| GRADY MEMORIAL HOSPITAL/MICRO | | | 5 | 100% | 5 |
| CARENOW URGENT CARE - WINTER SPRINGS | | 4 | 1 | 20% | 5 |
| REELFOOT FAMILY WALK IN CLINIC | | 4 | 1 | 20% | 5 |
| PEDIATRICS OF CENTRAL FLORIDA - POINCIANA | | 3 | 2 | 40% | 5 |
| SOUTH FLORIDA FAMILY HEALTH & RESEARCH CTR | | | 5 | 100% | 5 |
| AEL KNOXVILLE | | | 5 | 100% | 5 |
| THE CLINIC OF PEDIATRICS & GI MEDICINE, INC | | | 5 | 100% | 5 |
| APOLLO GARDENS RETIREMENT RESIDENCE CARE | | 5 | | | 5 |
| SAFETY HARBOR SENIOR LIVING | | | 5 | 100% | 5 |
| CVS CA9963POCT SAN DIEGO | | 5 | | | 5 |
| WOODHULL MEDICAL AND MENTAL HEALTH CTR | | 5 | | | 5 |
| THE DOCTORS CENTER HEALTHCARE-SOUTHSIDE | | 1 | 4 | 80% | 5 |
| COMMONS AT ORLANDO LUTHERAN TOWERS SNF | | | 5 | 100% | 5 |
| WASHINGTON STATE DEPARTMENT OF HEALTH PUBLIC HEALTH LABORATORIES | | | 5 | 100% | 5 |
| INNOVATIVE COVID-DIVERSEY | | | 5 | 100% | 5 |
| SCIENCE CARE | | | 5 | 100% | 5 |
| MASSASHUSETTS STATE LAB INSTITUTE | | 2 | 3 | 60% | 5 |
| MEDICAL UNIVERSITY SC HOSPITAL | | | 5 | 100% | 5 |
| WALGREENS # 04440 | | 4 | 1 | 20% | 5 |
| THONOTOSASSA COMMUNITY HEALTH CENTER | | 1 | 4 | 80% | 5 |
| INDIAN RIVER PRIMARY CARE PA | | 5 | | | 5 |
| CVS AZ9210POCT SCOTTSDALE | | 5 | | | 5 |

COVID-19: testing by laboratory

Data through May 7, 2021 verified as of May 8, 2021 at 09:25 AM

Data in this report are provisional and subject to change.

The numbers in the table below represent the number of Florida and non-Florida residents for whom test results were received by the Department of Health. A person can be tested by more than one laboratory and can have both positive and negative results. **Therefore, the sum of the numbers in each column will be larger than the total number of people tested.**

| Reporting lab | Inconclusive | Negative | Positive | Percent positive | Total |
|--|--------------|----------|----------|------------------|-------|
| BLUETAIL MEDICAL GROUP, LLC | | 4 | 1 | 20% | 5 |
| CVS NV408817POCT LAS VEGAS | | 1 | 4 | 80% | 5 |
| MEDEXPRESS URGENT CARE- ALLISON PARK | | 3 | 2 | 40% | 5 |
| NAVAL MEDICAL CENTER | | | 5 | 100% | 5 |
| INVERNESS FAMILY CARE HIGH RISK PLLC | | | 5 | 100% | 5 |
| FLORIDA PRIMARY CARE AND SPORTS MEDICINE INC | | 2 | 3 | 60% | 5 |
| ST JOHNS BIOMEDICAL LAB | | 5 | | | 5 |
| OMNICARE PHARMACY OFTEXAS 1, LP DBA OMNICARE | | 5 | | | 5 |
| PARADISE VILLA ALF INCORPORATED | | 5 | | | 5 |
| NORTH SHORE HEMATOLOGY-ONCOLOGY ASSOCIATES, PC | | 5 | | | 5 |
| ATLANTA PLUS URGENT CARE | | | 5 | 100% | 5 |
| MEDEXPRESS URGENT CARE- COLUMBIA HEIGH | | 5 | | | 5 |
| SAN DIEGO COUNTY PUBLIC HEALTH LAB | | | 5 | 100% | 5 |
| WELLMED AT APOLLO BEACH BLVD | | 3 | 2 | 40% | 5 |
| MEDEXPRESS - NEW CASTLE, DUPONT HWY | | 4 | 1 | 20% | 5 |
| SOUTHEAST GEORGIA PHYSICIAN ASSOCIATES | | 4 | 1 | 20% | 5 |
| MD ANDERSON CANCER CENTER DI BAY AREA | | | 5 | 100% | 5 |
| CVS GA5637POCT VILLA RICA | | 5 | | | 5 |
| Rosedale Green | | 5 | | | 5 |
| LAFAYETTE NURSING AND REHAB | | | 5 | 100% | 5 |
| IMMERSION RESIDENTIAL LLC | | | 5 | 100% | 5 |
| CONCENTRA - ORLANDO SOUTH II | | 4 | 1 | 20% | 5 |
| MEDHELP 280 | | 5 | | | 5 |
| ADVENTHEALTH MEDICAL GROUP PEDIATRICS | | 2 | 3 | 60% | 5 |
| CVS OH10893POCT PARMA | | 2 | 3 | 60% | 5 |
| ENT AND ALLERGY ASSOCIATES OF FLORIDA, LLC | | | 5 | 100% | 5 |
| ADVANCED HEART CARE OF SOUTH FLORIDA | | 5 | | | 5 |
| METHODIST HEALTHCARE UNIVERSITY HOSPIT | | 5 | | | 5 |
| NEW YORK STATE DEPARTMENT OF HEALTH | | | 5 | 100% | 5 |
| HUNT CLUB MEDICAL CARE | | | 5 | 100% | 5 |
| SIENA COLLEGE SPORTS MEDICINE CENTER | | 5 | | | 5 |
| NIBHA MEDIRATTA MD PL | | | 5 | 100% | 5 |
| COVENANT COLLEGE HEALTH SERVICES | | 5 | | | 5 |
| CVS IN6757POCT COLUMBUS | | 5 | | | 5 |
| PATIENT FIRST - ALLENTOWN | | | 5 | 100% | 5 |
| FORSYTH HOUSE | | | 5 | 100% | 5 |
| MARION COUNTY FIRE RESCUE | | 3 | 2 | 40% | 5 |
| PINECREST PEDIATRICS GROUP LLC | | | 5 | 100% | 5 |
| PALM BEACH DIGESTIVE ASSOCIATES | | | 5 | 100% | 5 |
| WASHINGTON COLLEGE HEALTH SERVICES | | 5 | | | 5 |
| ELITE CARE | | | 5 | 100% | 5 |
| KEYSTONE REHABILITATION AND HEALTH CENTER | | 1 | 4 | 80% | 5 |
| PREMIER PEDIATRICS | | 1 | 4 | 80% | 5 |
| MORGAN STANLEY HEALTH CENTER | | 5 | | | 5 |
| LABCORP UNSPECIFIED | | 5 | | | 5 |
| NORTHERN MICHIGAN UNIVERSITY ATHLETICS | | 5 | | | 5 |

COVID-19: testing by laboratory

Data through May 7, 2021 verified as of May 8, 2021 at 09:25 AM

Data in this report are provisional and subject to change.

The numbers in the table below represent the number of Florida and non-Florida residents for whom test results were received by the Department of Health. A person can be tested by more than one laboratory and can have both positive and negative results. **Therefore, the sum of the numbers in each column will be larger than the total number of people tested.**

| Reporting lab | Inconclusive | Negative | Positive | Percent positive | Total |
|--|--------------|----------|----------|------------------|-------|
| DEPARTMENT OF HEALTH AND HUMAN SERVICES LANSING | | | 5 | 100% | 5 |
| SONATA VERO BEACH | | 5 | | | 5 |
| DIAGNOSTECHS | | 4 | 1 | 20% | 5 |
| MINUTECLINIC, LLC #7139 | | 5 | | | 5 |
| UNIVERSITY OF MEMPHIS ATHLETIC TRAINI | | 5 | | | 5 |
| Wynfield Park Health and Rehabilitation | | 5 | | | 5 |
| MID - FLORIDA PATHOLOGY LLC | | 1 | 4 | 80% | 5 |
| BAYSHORE LABORATORY | | 4 | 1 | 20% | 5 |
| LAKEVIEW HEALTHCARE SYSTEM LLC | | | 5 | 100% | 5 |
| FRANCES WARDE MEDICAL LABORATORY | | 2 | 3 | 60% | 5 |
| COLUMBIA MEMORIAL HOSPITAL LABORATORY | | 5 | | | 5 |
| CFP PHYSICIANS GROUP | | | 5 | 100% | 5 |
| INFECTION CONTROL/ EMPHEALTH | | 3 | 2 | 40% | 5 |
| CVS MA929POCT FRANKLIN | | 5 | | | 5 |
| FHPG FAMILY MEDICAL CENTER OF TAMPA BAY | | 1 | 4 | 80% | 5 |
| PATIENT FIRST | | | 5 | 100% | 5 |
| CVS AZ10150POCT PHOENIX | | 4 | 1 | 20% | 5 |
| WATERTOWN URGENT CARE PLLC | | 5 | | | 5 |
| RUSSELL SAGE COLLEGE WELLNESS CENTER | | 5 | | | 5 |
| CVS TN6414POCT SMYRNA | | 3 | 2 | 40% | 5 |
| DELAWARE PUBLIC HEALTH LABORATORY | | 2 | 3 | 60% | 5 |
| MINUTECLINIC DIAG OF IND, LLC #6910 | | 5 | | | 5 |
| MEDICAL CENTER OF BLOUNTSTOWN | | | 5 | 100% | 5 |
| JACKSON SOUTH COMMUNITY HOSPITAL LAB | | | 5 | 100% | 5 |
| REHABILITATION CENTER AT JUPITER GARDENS | | 5 | | | 5 |
| MEDEXPRESS URGENT CARE HUNTINGTON | | 5 | | | 5 |
| ALVARO J DANGOND MD PA | | 4 | 1 | 20% | 5 |
| BROOKDALE NEW PORT RICHEY | | | 5 | 100% | 5 |
| MINUTECLINIC DIAG OF IND, LLC #6553 | | 5 | | | 5 |
| ST JOSEPHS BEHAVIORAL HEALTH CENTER | | | 5 | 100% | 5 |
| GENTLE HANDS MOBILE PHLEBOTOMY | | | 5 | 100% | 5 |
| MINUTECLINIC DIAGNOSTIC OF PENNSYLVANIA, LLD #1545 | | 5 | | | 5 |
| CVS OK6225POCT EDMOND | | 5 | | | 5 |
| URGENT TEAM MANAGEMENT OF TENNESSEE, L | | 4 | 1 | 20% | 5 |
| QUENTIN N BURDICK MEMORIAL HEALTH CARE | | 5 | | | 5 |
| ALLIANCE FOR MULTISPECIALTY RESEARCH | | 5 | | | 5 |
| PREMIER MEDICAL LABORATORY | 1 | 2 | 2 | 40% | 5 |
| MINUTECLINIC DIAGNOSTIC MED GRP OF ORA | | 4 | 1 | 20% | 5 |
| Oceanside Health & Rehabilitation Center | | 5 | | | 5 |
| BUEN PASTOR MEDICAL CENTER, INC | | | 5 | 100% | 5 |
| ManorCare Rehabilitation Center- Decatur | | 5 | | | 5 |
| FOUNDCARE, INC | | | 5 | 100% | 5 |
| MEDEXPRESS URGENT CARE - SUMMERSVILLE, WEBSTER RD | | 5 | | | 5 |
| UCF STUDENT HEALTH SERVICES LABORATORY | | 2 | 3 | 60% | 5 |
| STVHCS - Dental Outpatient Clinic | | 5 | | | 5 |
| AMAVIDA | | 5 | | | 5 |

COVID-19: testing by laboratory

Data through May 7, 2021 verified as of May 8, 2021 at 09:25 AM

Data in this report are provisional and subject to change.

The numbers in the table below represent the number of Florida and non-Florida residents for whom test results were received by the Department of Health. A person can be tested by more than one laboratory and can have both positive and negative results. **Therefore, the sum of the numbers in each column will be larger than the total number of people tested.**

| Reporting lab | Inconclusive | Negative | Positive | Percent positive | Total |
|---|--------------|----------|----------|------------------|-------|
| CHAMPLAIN VALLEY PHYSICIANS HOSPITAL | | 3 | 2 | 40% | 5 |
| FLORIDA HEALTH CARE PLANS STIRLING CENTER | | | 5 | 100% | 5 |
| FLORIDA PRIMARY & SPECIALTY CARE | | 5 | | | 5 |
| MED EXPRESS URGENT CARE PC - MARYLAND | | 4 | 1 | 20% | 5 |
| CVS MA2172POCT NORTH GRAFTON | | 5 | | | 5 |
| MEDEXPRESS URGENT CARE - WALDORF, CRAIN HWY | | 5 | | | 5 |
| CLEVELAND CLINIC MARTIN HEALTH NURSING & RESTORATIVE | | 5 | | | 5 |
| AMI ST FRANCIS HOSPITAL LABORATORY | | 4 | 1 | 20% | 5 |
| FLORIDA HOSPITAL LAKE MARY | | 5 | | | 5 |
| URGENT MED INC | | 3 | 2 | 40% | 5 |
| EAST BANK HOSPITAL - UNIVERSITY OF MINNESOTA MEDICAL CENTER | | | 5 | 100% | 5 |
| EXCEL URGENT CARE OF NJ, LLC | | 3 | 2 | 40% | 5 |
| CAPE COD HOSPITAL | | | 5 | 100% | 5 |
| PRL NYC PANDEMIC RESPONSE LAB | | | 5 | 100% | 5 |
| XRL SXF REF LAB | | 5 | | | 5 |
| HAWTHORNE HEALTH AND REHABILITATION | | | 5 | 100% | 5 |
| BOND & STEELE CLINIC PA D/B/A BOND CLINIC PA | | 5 | | | 5 |
| VEIL VALLEY MEDICAL CENTER | | | 5 | 100% | 5 |
| ARKANSAS DEPARTMENT OF HEALTH | | | 5 | 100% | 5 |
| UNIVERSITY OF MIAMI / SCCC RESEARCH LABORATORY | | | 5 | 100% | 5 |
| PEDIATRIC URGENT HEALTH CARE | | | 5 | 100% | 5 |
| DEPARTMENT OF PATHOLOGY ROME MEMORIAL | | 3 | 2 | 40% | 5 |
| ATLANTIC SURGERY CENTER OF JACKSONVILLE BEACH | | 5 | | | 5 |
| Edward Hines, Jr. VA Hospital | | 4 | 1 | 20% | 5 |
| VA PRIMARY CARE ANNEX | | | 5 | 100% | 5 |
| JOE DIMAGGIO CHILDREN'S HOSPITAL | | 1 | 4 | 80% | 5 |
| THE RETREAT AT PORT ORANGE | | | 5 | 100% | 5 |
| JUPITER ISLAND MEDICAL CLINIC INC | | 5 | | | 5 |
| CARE CENTER OF LAKE PLACID | | 1 | 4 | 80% | 5 |
| COPELAND MEDICAL CLINIC | | 3 | 2 | 40% | 5 |
| BEACH HOUSE | | 5 | | | 5 |
| SunTerrace Health Care Center | | 3 | 1 | 25% | 4 |
| FLORIDA HEART AND VASCULAR | | | 4 | 100% | 4 |
| INTERMOUNTAIN HEALTHCARE CENTRAL LABORATORY | | | 4 | 100% | 4 |
| MARSHFIELD LABORATORIES | | | 4 | 100% | 4 |
| BETTERMED URGENT CARE | | | 4 | 100% | 4 |
| PHYSICIANS IMMEDIATE CARE AURORA | | | 4 | 100% | 4 |
| RELIANT ACUTE CARE | | | 4 | 100% | 4 |
| REHABILITATION CENTER OF WINTER PARK,THE | | | 4 | 100% | 4 |
| SMOKY MOUNTAIN URGENT CARE AND FAMILY MEDICINE CENTER | | | 4 | 100% | 4 |
| ACHN CLINIC | | | 4 | 100% | 4 |
| STANFORD HEALTH CARE ANATOMIC PATHOLOGY & CLINICAL LAB | | | 4 | 100% | 4 |
| MINUTECLINIC DIAGNOSTIC OF NH, LLC (CL | | 3 | 1 | 25% | 4 |
| ManorCare Health Services Camp Hill | | 4 | | | 4 |
| DYNACARE LABORATORIES | | | 4 | 100% | 4 |
| Overton Brooks VAMC | | 4 | | | 4 |

COVID-19: testing by laboratory

Data through May 7, 2021 verified as of May 8, 2021 at 09:25 AM

Data in this report are provisional and subject to change.

The numbers in the table below represent the number of Florida and non-Florida residents for whom test results were received by the Department of Health. A person can be tested by more than one laboratory and can have both positive and negative results. **Therefore, the sum of the numbers in each column will be larger than the total number of people tested.**

| Reporting lab | Inconclusive | Negative | Positive | Percent positive | Total |
|--|--------------|----------|----------|------------------|-------|
| ARCPPOINT LABS OF ALTAMONTE SPRINGS | | 2 | 2 | 50% | 4 |
| AKRON GENERAL MEDICAL CENTER MAIN | | 4 | | | 4 |
| TAVARES VA COMMUNITY OUTPATIENT CLINIC | | 4 | | | 4 |
| COVID PROCESSING SITE | | | 4 | 100% | 4 |
| ASPEN VALLEY HOSPITAL | | | 4 | 100% | 4 |
| FAMILY MEDICINE AT WINTER PARK | | | 4 | 100% | 4 |
| CVS M05655POCT LIBERTY | | 1 | 3 | 75% | 4 |
| CENTERPLACE HEALTH, INC | | | 4 | 100% | 4 |
| NHC HealthCare, Pulaski | | 4 | | | 4 |
| UNIVERSITY OF MIAMI HOSPITALS & CLINIC | | | 4 | 100% | 4 |
| SIMEDHEALTH, LLC | | 2 | 2 | 50% | 4 |
| CANOPY PEDIATRICS | | 4 | | | 4 |
| AFC URGENT CARE GUNBARREL | | | 4 | 100% | 4 |
| Crowne Health Care of Montgomery | | 4 | | | 4 |
| HACKENSACK MERIDIAN URGENT CARE, PC | | 4 | | | 4 |
| COOK HOSPITAL AND CARE CENTER | | 3 | 1 | 25% | 4 |
| PARKWAY DRUGS OF ONEIDA COUNTY NORTH I | | 3 | 1 | 25% | 4 |
| SHARP MEMORIAL HOSPITAL MICROBIOLOGY DEPT | | | 4 | 100% | 4 |
| CHILDREN'S MEDICAL GROUP | | 4 | | | 4 |
| Harbor House | | 4 | | | 4 |
| HARBORCHASE OF VILLAGES CROSSING | | | 4 | 100% | 4 |
| SIGNATURE CARE EMERGENCY CENTER | | 2 | 2 | 50% | 4 |
| JOHNNIE RUTH CLARKE LAB | | | 4 | 100% | 4 |
| GERALD CHAMPION REGIONAL MEDICAL CENTE | | 4 | | | 4 |
| LEESBURG REGIONAL MEDICAL CENTER URGENT CARE | | | 4 | 100% | 4 |
| SIGNATURE CARE MONTROSE | | 2 | 2 | 50% | 4 |
| CONSULATE HEATH CARE AT WEST ALTAMONTE | | | 4 | 100% | 4 |
| Kroger 752 - The Little Clinic Central Station | | 3 | 1 | 25% | 4 |
| DEPARTMENT OF HEALTH AND HUMAN SERVICES | | 2 | 2 | 50% | 4 |
| GILCHRIST COUNTY HEALTH DEPT | | | 4 | 100% | 4 |
| Medilodge of Alpena | | 4 | | | 4 |
| CAREWELL URGENT CARE | | | 4 | 100% | 4 |
| Oak Creek Terrace | | 4 | | | 4 |
| CLINICAL CARE CENTER, INC | | | 4 | 100% | 4 |
| MINUTECLINIC DIAGNOSTIC OF PA LLC | | 4 | | | 4 |
| WELLSTAR DOUGLAS HOSPITAL LABORATORY | | 4 | | | 4 |
| GENUS DIAGNOSTICS | | | 4 | 100% | 4 |
| REGIONAL MEDICAL LAB | | | 4 | 100% | 4 |
| Kroger 186 - The Little Clinic Holiday Manor | | 3 | 1 | 25% | 4 |
| CVS IN7653POCT EVANSVILLE | | 3 | 1 | 25% | 4 |
| HEALTHQUEST, INC | | 3 | 1 | 25% | 4 |
| PHOEBE SUMTER MEDICAL CENTER LABORATORY | | 3 | 1 | 25% | 4 |
| NDX-CORE LAB | | | 4 | 100% | 4 |
| MOBILE HEALTH MEDICAL SERVICES PC | | 4 | | | 4 |
| AIRPORT CLINIC | | | 4 | 100% | 4 |
| John L. McClellan Memorial Veterans Hospital | | 4 | | | 4 |

COVID-19: testing by laboratory

Data through May 7, 2021 verified as of May 8, 2021 at 09:25 AM

Data in this report are provisional and subject to change.

The numbers in the table below represent the number of Florida and non-Florida residents for whom test results were received by the Department of Health. A person can be tested by more than one laboratory and can have both positive and negative results. **Therefore, the sum of the numbers in each column will be larger than the total number of people tested.**

| Reporting lab | Inconclusive | Negative | Positive | Percent positive | Total |
|---|--------------|----------|----------|------------------|-------|
| Lakeview Village | | 4 | | | 4 |
| MINUTECLINIC DIAG OF IND LLC #1367 | | 4 | | | 4 |
| MINUTECLINIC DIAGNOSTIC OF VIRGINIA, LLC #392 | | 4 | | | 4 |
| SACRED HEART HEALTH SYSTEMS INC | | | 4 | 100% | 4 |
| MEDICINE SHOPPE #1306 THE | | 3 | 1 | 25% | 4 |
| NEXT BIO RESEARCH SERVICES, LLC | | 1 | 3 | 75% | 4 |
| CVS MA920POCT CLINTON | | 4 | | | 4 |
| Calusa Harbour | | | 4 | 100% | 4 |
| ENGLE CENTER FOR HEALTH SERVICES | | 4 | | | 4 |
| MD NOW URGENT CARE - DELRAY WEST | | | 4 | 100% | 4 |
| 15 TO KNOW | | | 4 | 100% | 4 |
| PILGRIM PHARMACY INC | | 4 | | | 4 |
| AFFINITY URGENT CARE | | | 4 | 100% | 4 |
| FLORIDA HOSPITAL LABORATORIES | | 4 | | | 4 |
| BUCKINGHAM PLACE ALF | | 4 | | | 4 |
| LAKESIDE HOSPITAL BELLE GLADE | | | 4 | 100% | 4 |
| SOUTH FLORIDA PEDIATRIC PARTNERS | | | 4 | 100% | 4 |
| CARTERSVILLE MEDICAL CENTER | | 1 | 3 | 75% | 4 |
| CVS AZ5026POCT MESA | | 4 | | | 4 |
| UNIVERSITY OF MIAMI STUDENT HEALTH SERVICE | | | 4 | 100% | 4 |
| CVS MA2297677CV BOSTON | | 4 | | | 4 |
| BAPTIST HOSPITAL NURSING/PATIENT CARE | | | 4 | 100% | 4 |
| CHILDREN'S HEALTHCARE OF ATLANTA | | 4 | | | 4 |
| MEDICAL CENTER ENTERPRISE | | | 4 | 100% | 4 |
| ELEVATION DIAGNOSTICS | | 4 | | | 4 |
| ROAN DRUG COMPANY LLC | | 4 | | | 4 |
| EXPRESS TESTING-ONE | | | 4 | 100% | 4 |
| WOMEN'S CARE FLORIDA, LLC | | 4 | | | 4 |
| KAISER PERMANENTE REGIONAL LAB | | 4 | | | 4 |
| SANFORD SOUTH UNIVERSITY | | 4 | | | 4 |
| MOBILE URGENT CARE | | | 4 | 100% | 4 |
| Mill Valley Care Center | | 4 | | | 4 |
| MINUTECLINIC DIAG OF IND, LLC #6472 | | 4 | | | 4 |
| MEDEXPRESS URGENT CARE - LITTLE ROCK | | 3 | 1 | 25% | 4 |
| HILLVIEW LABORATORY | | | 4 | 100% | 4 |
| Sears Coastal Nursing and Rehab | | 4 | | | 4 |
| ASCENSION ST VINCENT'S MEDICAL CENTER | | 3 | 1 | 25% | 4 |
| THE OASIS ALF | | 4 | | | 4 |
| HELIX BIOMEDICS LLC | | | 4 | 100% | 4 |
| CORTLAND REGIONAL MEDICAL CENTER | | 4 | | | 4 |
| Kennedy University Hospital -Wash Twp L | | 4 | | | 4 |
| MEDEXPRESS URGENT CARE, HANOVER | | 3 | 1 | 25% | 4 |
| CROSSROADS URGENT CARE PLLC | | 4 | | | 4 |
| FHPG TAMPA PRIMARY CARE | | | 4 | 100% | 4 |
| LIFE CARE HOME HEALTH SERVICES LLC | | 1 | 3 | 75% | 4 |
| Kroger 125 - The Little Clinic Castle Rock | | 3 | 1 | 25% | 4 |

COVID-19: testing by laboratory

Data through May 7, 2021 verified as of May 8, 2021 at 09:25 AM

Data in this report are provisional and subject to change.

The numbers in the table below represent the number of Florida and non-Florida residents for whom test results were received by the Department of Health. A person can be tested by more than one laboratory and can have both positive and negative results. **Therefore, the sum of the numbers in each column will be larger than the total number of people tested.**

| Reporting lab | Inconclusive | Negative | Positive | Percent positive | Total |
|---|--------------|----------|----------|------------------|-------|
| INTERMARKET FACILITY | | | 4 | 100% | 4 |
| DACH MAIN LAB | | | 4 | 100% | 4 |
| Louis Stokes Cleveland VA - Midtown Dialysis Center | | 4 | | | 4 |
| MYKIDZMD PEDIATRICS PLLC | | 4 | | | 4 |
| CVS MA969POCT PALMER | | 4 | | | 4 |
| MEDEXPRESS URGENT CARE - TEAYS VALLEY | | 3 | 1 | 25% | 4 |
| LIFEHOPE LABS | | | 4 | 100% | 4 |
| ORANGE COUNTY HEALTH DEPARTMENT | | 2 | 2 | 50% | 4 |
| MEDEXPRESS URGENT CARE - KOKOMO | | 4 | | | 4 |
| ADVENTHEALTH MEDICAL GROUP COMMUNITY MEDICINE | | 3 | 1 | 25% | 4 |
| RML PHARMACY PC | | 4 | | | 4 |
| SOUTH MIAMI HOSPITAL | | 1 | 3 | 75% | 4 |
| LABQ CLINICAL DIAGNOSTICS | | 4 | | | 4 |
| MEDEXPRESS URGENT CARE-ARLINGTON | | 3 | 1 | 25% | 4 |
| PROMPT CARE OF CENTRAL FLORIDA LLC | | 1 | 3 | 75% | 4 |
| CVS TX1057POCT SAN ANTONIO | | 3 | 1 | 25% | 4 |
| BETHPAGE MEDICAL PLLC | | 4 | | | 4 |
| MEDEXPRESS URGENT CARE - RUNNEMEDE | | 2 | 2 | 50% | 4 |
| WE CARE - CARNIVAL CRUISELINE | | 4 | | | 4 |
| AIREVAC INTERNATIONAL | | 4 | | | 4 |
| RAS MEDICAL SOLUTIONS, LLC | | 3 | 1 | 25% | 4 |
| MEDEXPRESS URGENT CARE - FORT SMITH | | 4 | | | 4 |
| TARPON SPRINGS PEDIATRICS, LLC | | | 4 | 100% | 4 |
| BIOTEST PLASMA CENTER | | 4 | | | 4 |
| SOMA MEDICAL CENTER PA #3 PALOMINO | | | 4 | 100% | 4 |
| AURORA BAYCARE UROLOGY | | | 4 | 100% | 4 |
| Brookcrest Nursing Home | | 4 | | | 4 |
| CORIZON HEALTH INC | | | 4 | 100% | 4 |
| CVS HEALTH, #5962 | | 4 | | | 4 |
| REFUGE A HEALING PLACE, THE | | | 4 | 100% | 4 |
| NAVAL HOSPITAL CAMP PENDLETON | | | 4 | 100% | 4 |
| PANCARE HEALTH - PONCE DE LEON | | | 4 | 100% | 4 |
| MEDEXPRESS URGENT CARE - ANDERSON | | 4 | | | 4 |
| OPTUM FLORIDA | | 3 | 1 | 25% | 4 |
| Heartland of Boynton Beach | | | 4 | 100% | 4 |
| LEON MEDICAL CENTERS, LLC | | | 4 | 100% | 4 |
| WALGREENS # 09788 | | 4 | | | 4 |
| CVS NE5714POCT OMAHA | | 3 | 1 | 25% | 4 |
| CVS OH2486POCT NILES | | 2 | 2 | 50% | 4 |
| SONIC REFERENCE LABORATORY | | | 4 | 100% | 4 |
| JUPITER INTERNAL MEDICINE AND ASSOCIATES | | | 4 | 100% | 4 |
| CVS CA9492POCT YORBA LINDA | | 4 | | | 4 |
| HOME DOCS | | 2 | 2 | 50% | 4 |
| INFINITI LABS INC | | | 4 | 100% | 4 |
| CVS NH2257POCT MANCHESTER | | 4 | | | 4 |
| Marian Manor, Inc | | 4 | | | 4 |

COVID-19: testing by laboratory

Data through May 7, 2021 verified as of May 8, 2021 at 09:25 AM

Data in this report are provisional and subject to change.

The numbers in the table below represent the number of Florida and non-Florida residents for whom test results were received by the Department of Health. A person can be tested by more than one laboratory and can have both positive and negative results. **Therefore, the sum of the numbers in each column will be larger than the total number of people tested.**

| Reporting lab | Inconclusive | Negative | Positive | Percent positive | Total |
|--|--------------|----------|----------|------------------|-------|
| MINUTECLINIC DIAGNOSTIC OF NORTH CARO | | 4 | | | 4 |
| CVS IL2297144CV CHICAGO | | 4 | | | 4 |
| MEDEXPRESS URGENT CARE - WEST ST PAUL, ROBERT ST S | | 3 | 1 | 25% | 4 |
| MC DIAGNOSTIC OF CONNECTICUT, PC #252 | | 3 | 1 | 25% | 4 |
| CAPTAIN JAMES A. LOVELL FEDERAL HEALTHCARE CENTER | | | 4 | 100% | 4 |
| MEDEXPRESS URGENT CARE CHICOPEE | | 3 | 1 | 25% | 4 |
| EMERALD TRACE | | 4 | | | 4 |
| UF HEALTH PATHOLOGY LABORATORIES | | | 4 | 100% | 4 |
| EXPRESS CARE OF TAMPA BAY | | 4 | | | 4 |
| EPI | | | 4 | 100% | 4 |
| JERSEY IRISH MEDICAL (DBA AFC URGENT C | | 3 | 1 | 25% | 4 |
| LAHEY CLINIC MEDICAL CENTER | | | 4 | 100% | 4 |
| TMH REHABILITATION CENTER | | 4 | | | 4 |
| Health Care Center of Jacksonville | | | 4 | 100% | 4 |
| MINUTECLINIC LLC #3351 | | | 4 | 100% | 4 |
| FAMILY MEDICINE AT WATERMAN | | 4 | | | 4 |
| Glenis Dr VA Outpatient Clinic | | 3 | 1 | 25% | 4 |
| BETHESDA HOSPITAL WEST BLOOD GAS LAB | | | 4 | 100% | 4 |
| PORT ORANGE NURSING & REHAB | | | 4 | 100% | 4 |
| COLONIAL MEDICAL CENTER-EAST ORLANDO | | | 4 | 100% | 4 |
| FHCP - ORMOND BEACH | | | 4 | 100% | 4 |
| FLORIDA HEALTHCARE PLAN | | | 4 | 100% | 4 |
| FLORIDA MEDICAL CENTER | | 1 | 3 | 75% | 4 |
| Metro West Nursing and Rehab | | | 4 | 100% | 4 |
| POINTE MEDICAL SERVICES INC | | 2 | 2 | 50% | 4 |
| NHC HealthCare, Cookeville | | 4 | | | 4 |
| ELIZABETH CITY HEALTH & REHABILITATION | | 4 | | | 4 |
| MERCY HOSPITAL | | | 4 | 100% | 4 |
| STONE CLINICAL LABORATORIES OF FL LLC | | 4 | | | 4 |
| CVS MI8091POCT FRASER | | 3 | 1 | 25% | 4 |
| STEAMBOAT EMERGENCY CENTER | | | 4 | 100% | 4 |
| WELLSTAR PAULDING HOSPITAL | | 4 | | | 4 |
| CVS MA915POCT BEVERLY | | 2 | 2 | 50% | 4 |
| MOBIL LAB FOR ALL INC | | 4 | | | 4 |
| MEDAC AT PORTERS NECK | | | 4 | 100% | 4 |
| MONTANA DEPARTMENT OF PUBLIC HEALTH & HUMAN SERVICES | | | 4 | 100% | 4 |
| CULLMAN REGIONAL MEDICAL CENTER | | 3 | 1 | 25% | 4 |
| CVS MO4850POCT SPRINGFIELD | | 4 | | | 4 |
| FAMILY MEDICAL CLINIC HOMESTEAD, LLC | | | 4 | 100% | 4 |
| FASTMED URGENT CARE | | | 4 | 100% | 4 |
| UNIVERSITY OF MICHIGAN | | 2 | 2 | 50% | 4 |
| VA Ann Arbor HCS | | 3 | 1 | 25% | 4 |
| CVS MA217POCT TEWKSBURY | | 3 | 1 | 25% | 4 |
| University Plaza Rehabilitation and Nursing | | | 4 | 100% | 4 |
| ADVENTHEALTH NEW SMYRNA BEACH COMMUNITY HEALTH | | | 4 | 100% | 4 |
| MINUTECLINIC DIAGNOSTIC OF TEXAS, LLC #7435 | | 2 | 2 | 50% | 4 |

COVID-19: testing by laboratory

Data through May 7, 2021 verified as of May 8, 2021 at 09:25 AM

Data in this report are provisional and subject to change.

The numbers in the table below represent the number of Florida and non-Florida residents for whom test results were received by the Department of Health. A person can be tested by more than one laboratory and can have both positive and negative results. **Therefore, the sum of the numbers in each column will be larger than the total number of people tested.**

| Reporting lab | Inconclusive | Negative | Positive | Percent positive | Total |
|---|--------------|----------|----------|------------------|-------|
| MEDEXPRESS URGENT CARE - MARKHAM STREE | | 3 | 1 | 25% | 4 |
| IMIC INC RESEARCH | | | 4 | 100% | 4 |
| OLEAN GENERAL HOSPITAL | | 4 | | | 4 |
| CVS OH4300POCT STRONGSVILLE | | 4 | | | 4 |
| FISHERMEN'S HOSPITAL | | | 4 | 100% | 4 |
| BAPTIST HEALTH MEDICAL CENTER | | | 4 | 100% | 4 |
| BEAUFORT MEMORIAL | | | 4 | 100% | 4 |
| TRUE HEALTH- HOFFNER | | 3 | 1 | 25% | 4 |
| ANY LAB TEST FAST CORP | | 3 | 1 | 25% | 4 |
| CVS MA2125POCT NATICK | | 3 | 1 | 25% | 4 |
| State Lab Unspecifd | | | 4 | 100% | 4 |
| SOUTHEASTERN REGIONAL MEDICAL CENTER | | | 4 | 100% | 4 |
| MIDDLETON PEDIATRICS | | | 4 | 100% | 4 |
| CVS PA10825POCT PLYMOUTH MEETING | | 4 | | | 4 |
| VA SALT LAKE CITY HCS | | 4 | | | 4 |
| CVS OH4499POCT LYNDBURST | | 2 | 2 | 50% | 4 |
| BARTON MEMORIAL HOSPITAL | | 3 | 1 | 25% | 4 |
| MEDEXPRESS URGENT CARE - TULSA, S YALE AVE | | 4 | | | 4 |
| ARCPPOINT LABS OF FORT LAUDERDALE, FL CENTRAL | | 1 | 3 | 75% | 4 |
| Westminster Manor | | 3 | 1 | 25% | 4 |
| CARE ONE PRIMARY CARE | | | 4 | 100% | 4 |
| DEPARTMENT OF HEALTH/ NEW YORK | | | 4 | 100% | 4 |
| COVANCE CLS | | | 4 | 100% | 4 |
| EAST TENNESSEE CHILDREN'S HOSPITAL | | 3 | 1 | 25% | 4 |
| PANCARE HEALTH YOUNGSTOWN | | | 4 | 100% | 4 |
| L3HARRIS FAMILY MEDICAL CENTER | | | 4 | 100% | 4 |
| MINUTECLINIC DIAG OF IND, LLC #6908 | | 4 | | | 4 |
| HCR ManorCare Greentree | | 4 | | | 4 |
| CRESTAR LABS | | 2 | 2 | 50% | 4 |
| CVS PA4000POCT INDIANA | | 4 | | | 4 |
| PLAINVIEW PRIMARY CARE | | 4 | | | 4 |
| JFK INTERNAL MEDICINE FACULTY PRACTICE | | 2 | 2 | 50% | 4 |
| PRESBYTERIAN FAMILY HEALTHCARE-KASEMAN | | 4 | | | 4 |
| CVS TX3292POCT WYLIE | | 4 | | | 4 |
| CAREWELL 202 | | | 4 | 100% | 4 |
| CVS AZ33POCT TEMPE | | 4 | | | 4 |
| CVS OH4301POCT NORTHFIELD | | 4 | | | 4 |
| MEDEXPRESS URGENT CARE - WESTFIELD, E MAIN ST | | 3 | 1 | 25% | 4 |
| LIVERNE HEALTH AND REHABILITATION | | 4 | | | 4 |
| UAB URGENT CARE CLINIC | | | 4 | 100% | 4 |
| BETHPAGE EXTENDED HOURS CENTER | | 4 | | | 4 |
| DEACONESS HOSPITAL | | | 4 | 100% | 4 |
| CAPITAL HEALTH LABORATORY INC | | | 4 | 100% | 4 |
| Kroger 895 - The Little Clinic Green Hills | | 4 | | | 4 |
| MEDEXPRESS URGENT CARE NORWIN | | 4 | | | 4 |
| HEALTH EXPRESS URGENT CARE | | 2 | 2 | 50% | 4 |

COVID-19: testing by laboratory

Data through May 7, 2021 verified as of May 8, 2021 at 09:25 AM

Data in this report are provisional and subject to change.

The numbers in the table below represent the number of Florida and non-Florida residents for whom test results were received by the Department of Health. A person can be tested by more than one laboratory and can have both positive and negative results. **Therefore, the sum of the numbers in each column will be larger than the total number of people tested.**

| Reporting lab | Inconclusive | Negative | Positive | Percent positive | Total |
|---|--------------|----------|----------|------------------|-------|
| RAJ K PAI MD PA | | | 4 | 100% | 4 |
| FLORIDA HOSPITAL PHYSICIANS GROUP | | 1 | 3 | 75% | 4 |
| ORLANDO REGIONAL HEALTH SERVICES | | 2 | 2 | 50% | 4 |
| Crowne Health Care of Greenville | | 4 | | | 4 |
| PREMIER PEDIATRICS LLC | | | 4 | 100% | 4 |
| DR. G'S URGENT CARE | | | 4 | 100% | 4 |
| CVS NV8784POCT LAS VEGAS | | 3 | 1 | 25% | 4 |
| CVS PA1193POCT JENKINTOWN | | 4 | | | 4 |
| SINAI POST ACUTE NURSING AND REHAB CE | | 4 | | | 4 |
| PRIMECARE | | 2 | 2 | 50% | 4 |
| MEDEXPRESS URGENT CARE - SOMERSET TOWNSHIP | | 4 | | | 4 |
| BRENTWOOD SENIOR LIVING AT ST PETE | | | 4 | 100% | 4 |
| Willowbrooke Court at Country House | | 4 | | | 4 |
| NOVANT HEALTH PRESBYTERIAN | | 2 | 2 | 50% | 4 |
| URGENT CARE OF THE SMOKIES | | | 4 | 100% | 4 |
| CARNEGIE HILL PEDIATRICS LLP | | 3 | 1 | 25% | 4 |
| ST PETE DIRECT PRIMARY CARE | | 2 | 2 | 50% | 4 |
| CVS MINUTE CLINIC | | 1 | 3 | 75% | 4 |
| ELITE PRIMARY CARE OF WAYCROSS | | 1 | 3 | 75% | 4 |
| WALGREENS #07034 | | 4 | | | 4 |
| NORTH OKALOOSA CLINIC CORP | | 1 | 3 | 75% | 4 |
| MEMORIAL HEALTHCARE SYSTEM | | 1 | 3 | 75% | 4 |
| CVS CA9497POCT IRVINE | | 4 | | | 4 |
| BAYSTATE MEDICAL CENTER | | 2 | 2 | 50% | 4 |
| WALGREENS #04311 | | 4 | | | 4 |
| CONSOLIDATED LABORATORY SERVICES | | | 4 | 100% | 4 |
| NOT GIVEN | | 1 | 3 | 75% | 4 |
| APOPKA FAMILY HEALTH CENTER | | 3 | 1 | 25% | 4 |
| SUMNER REGIONAL MEDICAL CENTER | | 3 | 1 | 25% | 4 |
| TOTAL RENAL LAB | | 3 | 1 | 25% | 4 |
| CELEBRATION PEDIATRICS | | | 4 | 100% | 4 |
| PENINSULA REGIONAL MED CTR LAB | | | 4 | 100% | 4 |
| CENTRAL FLORIDA INTERNAL OCCUPATIONAL AND | | 4 | | | 4 |
| VA OUTPATIENT PHARMACY | | | 4 | 100% | 4 |
| HAWAII DEPARTMENT OF HEALTH | | | 4 | 100% | 4 |
| Kroger 339 - The Little Clinic Highlands - Bardstown Road | | 4 | | | 4 |
| CARENOW-LEBANON | | 2 | 2 | 50% | 4 |
| CVS CA9803POCT RIVERSIDE | | 4 | | | 4 |
| MEADOWS AT CYPRESS GARDENS, THE | | 3 | 1 | 25% | 4 |
| SOUTHWESTERN REGIONAL MEDICAL CENTER - TULSA | | 4 | | | 4 |
| MEDEXPRESS URGENT CARE- FORT WORTH N T | | 4 | | | 4 |
| DEBORAH HEART AND LUNG CENTER | | 4 | | | 4 |
| UVA HEALTH SYSTEM MEDICAL LABORATORIES | | | 4 | 100% | 4 |
| MEDNOW URGENT CARE | | 3 | 1 | 25% | 4 |
| WILLIAM A HINTON STATE LABORATORY INSTITUTE | | 1 | 3 | 75% | 4 |
| H/L of West Ashley Rehabilitation and Nursing Center | | 4 | | | 4 |

COVID-19: testing by laboratory

Data through May 7, 2021 verified as of May 8, 2021 at 09:25 AM

Data in this report are provisional and subject to change.

The numbers in the table below represent the number of Florida and non-Florida residents for whom test results were received by the Department of Health. A person can be tested by more than one laboratory and can have both positive and negative results. **Therefore, the sum of the numbers in each column will be larger than the total number of people tested.**

| Reporting lab | Inconclusive | Negative | Positive | Percent positive | Total |
|---|--------------|----------|----------|------------------|-------|
| CVS MINUTE CLINIC DIAGNOSTIC MED GRP | | 4 | | | 4 |
| NYC PUBLIC HEALTH LABS | | | 4 | 100% | 4 |
| PDL PHARMACY CORP | | | 4 | 100% | 4 |
| INDIAN RIVER SHERIFF OFFICE | | 4 | | | 4 |
| Bethany Health and Rehab | | 4 | | | 4 |
| CVS TX5807POCT PEARLAND | | 4 | | | 4 |
| PALM BEACH CANCER INSTITUTE | | | 4 | 100% | 4 |
| VIDANT MEDICAL CENTER | | | 4 | 100% | 4 |
| UNION CITY MANOR NURSING CENTER | | 4 | | | 4 |
| CAREMOUNT MEDICAL PC - BEDFORD URGENT | | 4 | | | 4 |
| DTR LABS | | 3 | 1 | 25% | 4 |
| Kroger 959 - The Little Clinic Carmel | | 4 | | | 4 |
| MPG JACKSONVILLE ATLANTIC BLVD | | 1 | 3 | 75% | 4 |
| ACCESS RECOVERY SOLUTIONS LLC | | | 4 | 100% | 4 |
| COMMUNITY PHYSICIANS OF NORTH PORT PA | | | 4 | 100% | 4 |
| FLORIDA DEPARTMENT OF HEALTH (FDOH) | | 2 | 2 | 50% | 4 |
| CVS MN6811POCT PLYMOUTH | | 4 | | | 4 |
| MOUNT SINAI AVENTURA DIAGNOSTIC CENTER | | | 4 | 100% | 4 |
| SINAI PLAZA NURSING AND REHAB CENTER | | | 4 | 100% | 4 |
| Orchid Cove at Naples | | | 4 | 100% | 4 |
| MARK HOANG MD PA | | | 4 | 100% | 4 |
| ST. MARY'S HOSPITAL | | | 4 | 100% | 4 |
| HALIFAX HEALTH CARE FOR WOMEN | | 3 | 1 | 25% | 4 |
| ASCENDI HOME HEALTH AGENCY INC | | | 4 | 100% | 4 |
| MASSENA HOSPITAL LABORATORY | | 4 | | | 4 |
| COMMUNITY HEALTH CENTER OF WEST PALM BEACH | | | 4 | 100% | 4 |
| URGENT CARE - OCONEE | | 2 | 2 | 50% | 4 |
| AHC of Mckenzie | | 4 | | | 4 |
| BELLIN HEALTH LAB | | 1 | 3 | 75% | 4 |
| MINUTECLINIC DIAGNOSTIC OF MICHIGAN, P | | 4 | | | 4 |
| OMNICARE PHARMACY OF TEXAS 1 | | 4 | | | 4 |
| ST JOHN'S RIVERSIDE HOSPITAL | | 3 | 1 | 25% | 4 |
| MEDEXPRESS URGENT CARE-SELINGSGROVE | | 3 | 1 | 25% | 4 |
| CVS IL4778POCT EVANSTON | | 4 | | | 4 |
| ADVANCED URGENT CARE LLC | | 1 | 3 | 75% | 4 |
| Georgiana Health and Rehabilitation, LLC | | 4 | | | 4 |
| MINUTE CLINIC DIAGNOSTIC OF VIRGINIA, LLC #6292 | | 3 | 1 | 25% | 4 |
| Millennium Nursing & Rehab Center | | 4 | | | 4 |
| CVS OH6164POCT DELAWARE | | 4 | | | 4 |
| MAURY REGIONAL MEDICAL CENTER | | 4 | | | 4 |
| WHITE EARTH IHS MAIN LAB | | 4 | | | 4 |
| MEDEXPRESS URGENT CARE - WEXFORD | | 4 | | | 4 |
| LB Broen Home | | 4 | | | 4 |
| LAKE MARY PEDIATRICS | | | 4 | 100% | 4 |
| ADMERA HEALTH | | | 4 | 100% | 4 |
| HAVEN CUSTEAD CARE CENTER | | 1 | 3 | 75% | 4 |

COVID-19: testing by laboratory

Data through May 7, 2021 verified as of May 8, 2021 at 09:25 AM

Data in this report are provisional and subject to change.

The numbers in the table below represent the number of Florida and non-Florida residents for whom test results were received by the Department of Health. A person can be tested by more than one laboratory and can have both positive and negative results. **Therefore, the sum of the numbers in each column will be larger than the total number of people tested.**

| Reporting lab | Inconclusive | Negative | Positive | Percent positive | Total |
|--|--------------|----------|----------|------------------|-------|
| Kroger 124 - The Little Clinic University | | 3 | 1 | 25% | 4 |
| CVS OH2381POCT LEWIS CENTER | | 4 | | | 4 |
| FLORENCE - HUNTSVILLE HOSPITAL URGENT CARE | | 3 | 1 | 25% | 4 |
| NEULIFE NEUROLOGICAL SERVICES LLC | | | 4 | 100% | 4 |
| MEDEXPRESS URGENT CARE, LANCASTER WEST | | 2 | 2 | 50% | 4 |
| MINUTECLINIC DIAGNOSTIC OF OHIO #5060 | | 4 | | | 4 |
| SOFTCELL L-FORM LABORATORIES, LLC | | 1 | 3 | 75% | 4 |
| MINUTECLINIC, LLC #5707 | | 4 | | | 4 |
| DEPARTMENT OF HEALTH AND ENVIRONMENTAL CONTROL | | | 4 | 100% | 4 |
| BRANDON REGIONAL EMERGENCY CTR | | | 4 | 100% | 4 |
| IMA MEDICAL CENTER OF OVIEDO | | | 4 | 100% | 4 |
| OPTUM OF RED ROAD | | 4 | | | 4 |
| HARBOUR ISLAND PEDIATRICS LLC | | | 4 | 100% | 4 |
| AFTER HOURS PEDS | | | 4 | 100% | 4 |
| COMMUNITY HEALTH CENTERS INC | | | 4 | 100% | 4 |
| Mitchell Hollingsworth Nursing and Rehab | | 4 | | | 4 |
| OKLAHOMA STATE UNIVERSITY DIAGNOSTIC LAB | | | 4 | 100% | 4 |
| MINUTECLINIC DIAG OF IND, LLC #6483 | | 2 | 2 | 50% | 4 |
| INDUSTRY LAB DIAGNOSTIC PARTNERS | | | 4 | 100% | 4 |
| MIAMI COMMUNITY HEALTH CENTER INC | | 1 | 3 | 75% | 4 |
| PM PEDIATRICS OF SELDEN PLLC | | 4 | | | 4 |
| MICHIGAN HEALTH CLINIC LABORATORIES | | 3 | 1 | 25% | 4 |
| NEMOURS CHILDREN'S CLINIC | | | 4 | 100% | 4 |
| MINNESOTA DEPARTMENT OF HEALTH LABORATORY | 1 | | 3 | 75% | 4 |
| MAILBOX DIAGNOSTICS | | 2 | 2 | 50% | 4 |
| BAYLOR ESOTERIC AND MOLECULAR LAB | | | 4 | 100% | 4 |
| LAKE FOREST PARK OP CO LLC | | 4 | | | 4 |
| MEMORIAL HEALTH CARE SYSTEMS | | | 4 | 100% | 4 |
| LATCHER LABORATORY OF A O FOX MEMORIAL | | 2 | 2 | 50% | 4 |
| BARRANCO CLINIC PA, THE | 1 | 3 | | | 4 |
| PM PEDIATRICS OF BAYSIDE, PLLC - MANHASSET | | 4 | | | 4 |
| ENCOMPASS HOME HEALTH | | 4 | | | 4 |
| FLORIDA HOSPITAL ALTAMONTE | | 2 | 2 | 50% | 4 |
| WILLIAM S MIDDLETON MEMORIAL VET HOSP | | 4 | | | 4 |
| THE DOCTOR'S OFFICE OF WEST CALDWELL | | 4 | | | 4 |
| RIVER CITY MEDICAL ASSOCIATES INC | | | 4 | 100% | 4 |
| HAMILTON MEDICAL CENTER LABORATORY | | 2 | 2 | 50% | 4 |
| SOUTH BAY CORRECTIONAL FACILITY | | | 4 | 100% | 4 |
| ADVENTHEALTH MEDICAL GROUP ADULT AND SENIOR HEALTH | | 1 | 3 | 75% | 4 |
| WESLEY CHAPEL INTERNAL MEDICINE AND PEDIATRICS | | | 4 | 100% | 4 |
| MEDEXPRESS URGENT CARE, FAIRMONT | | 4 | | | 4 |
| MEDEXPRESS URGENT CARE - CINNAMINSON | | 3 | 1 | 25% | 4 |
| COVENIENT CARE MEDICAL CLINIC | | | 4 | 100% | 4 |
| ACCENT PHYSICIAN SPECIALISTS PA | | 4 | | | 4 |
| MINUTECLINIC DIAGNOSTIC OF OHIO #6192 | | 4 | | | 4 |
| HEARTLAND - CHARLESTON OF HANAHAN SC, | | 4 | | | 4 |

COVID-19: testing by laboratory

Data through May 7, 2021 verified as of May 8, 2021 at 09:25 AM

Data in this report are provisional and subject to change.

The numbers in the table below represent the number of Florida and non-Florida residents for whom test results were received by the Department of Health. A person can be tested by more than one laboratory and can have both positive and negative results. **Therefore, the sum of the numbers in each column will be larger than the total number of people tested.**

| Reporting lab | Inconclusive | Negative | Positive | Percent positive | Total |
|--|--------------|----------|----------|------------------|-------|
| WINDER NURSING INC DBA WINDER HEALTH CARE | | 4 | | | 4 |
| MD ANDERSON | | | 4 | 100% | 4 |
| REMEDY URGENT CLINIC | | 2 | 2 | 50% | 4 |
| Eldorado Rehab & Healthcare | | 4 | | | 4 |
| MEDEXPRESS URGENT CARE - ROCKAWAY | | 4 | | | 4 |
| KENTUCKY CABINET FOR HEALTH AND FAMILY SERVICES | | | 4 | 100% | 4 |
| EXTENDICARE HEALTH & REHAB CENTER | | 4 | | | 4 |
| UNIVERSITY OF WASHINGTON MEDICAL CENTER (UWMC) EMERGENCY DEPT. | | | 4 | 100% | 4 |
| CLINICAL ASSOCIATES OF ORLANDO LLC | | 4 | | | 4 |
| GASTROENTEROLOGY ASSOC OF PENSACOLA, PA | | 2 | 2 | 50% | 4 |
| MEDEXPRESS URGENT CARE-VINLAND SOUTH | | 3 | 1 | 25% | 4 |
| CVS CA9858POCT SANTA CLARITA | | 3 | 1 | 25% | 4 |
| MEDFIRST URGENT CARE | | | 4 | 100% | 4 |
| MEDEXPRESS URGENT CARE - WICHITA, S SENECA ST | | 2 | 2 | 50% | 4 |
| 1ST CHOICE URGENT CARE CENTER LLC | | 3 | 1 | 25% | 4 |
| SOUTHLAND SUITES OF LAKELAND | | | 4 | 100% | 4 |
| MAYO CLINIC BEACHES PRIMARY CARE CTR | | 3 | 1 | 25% | 4 |
| FLORIDA CANCER SPECIALISTS AND RESEARCH | | 2 | 2 | 50% | 4 |
| Loretto Health and Rehabilitation Center | | 4 | | | 4 |
| CALLE OCHO DIALYSIS | | | 4 | 100% | 4 |
| GUTHRIE MEDICAL GROUP - CORNING | | 3 | 1 | 25% | 4 |
| SUMMERFORD NURSING HOME, INC. | | 4 | | | 4 |
| WELLMED AT SOUTH STUART | | 3 | 1 | 25% | 4 |
| FCHC (OB)-DARWIN SQUARE CTR. | | | 4 | 100% | 4 |
| HAMPTON ALF AT 24TH ROAD LLC | | | 4 | 100% | 4 |
| WALGREENS #3811 | | 1 | 3 | 75% | 4 |
| PEACEHEALTH LABORATORIES | | 3 | 1 | 25% | 4 |
| LOUISIANA DEPT. OF HEALTH AND HOSPITALS-INFECTIOUS DISEASE EPI SECTION | | | 4 | 100% | 4 |
| LOYOLA UNIVERSITY MEDICAL CENTER LABORATORY | | | 4 | 100% | 4 |
| DERMATOLOGY SPECIALISTS OF FL - DR. JON WARD | | | 4 | 100% | 4 |
| Hunterdon Medical Center Laboratory | | 4 | | | 4 |
| VITAL CARE URGENT CARE | | | 4 | 100% | 4 |
| Park Ridge Nursing Center | | 3 | 1 | 25% | 4 |
| INTRACOASTAL LABS INC | | 4 | | | 4 |
| ADVENTHEALTH MEDICAL GROUP PEDIATRICS AT APOPKA | | 4 | | | 4 |
| ST. LUKE'S HOSPITAL - BETHLEHEM CAMPUS | | 1 | 3 | 75% | 4 |
| FLORIDA ADDICTION AND RECOVERY CENTER INC | | 4 | | | 4 |
| CVS CA9145POCT SANTEE | | 3 | 1 | 25% | 4 |
| OHIO CVS STORES | | 3 | 1 | 25% | 4 |
| TANNER MEDICAL CENTER LABORATORY | | 3 | 1 | 25% | 4 |
| Good Samaritan Society - Fairfield Glade | | 4 | | | 4 |
| PINELLAS POINT NURSING AND REHAB | | | 4 | 100% | 4 |
| CLEARWATER | | 2 | 1 | 33% | 3 |
| The Good Shepherd | | 3 | | | 3 |
| CVS TX7675POCT RED OAK | | 1 | 2 | 67% | 3 |
| 24TH WEAPONS OF MASS DESTRUCTION - CIVIL SUPPORT | | 3 | | | 3 |

COVID-19: testing by laboratory

Data through May 7, 2021 verified as of May 8, 2021 at 09:25 AM

Data in this report are provisional and subject to change.

The numbers in the table below represent the number of Florida and non-Florida residents for whom test results were received by the Department of Health. A person can be tested by more than one laboratory and can have both positive and negative results. **Therefore, the sum of the numbers in each column will be larger than the total number of people tested.**

| Reporting lab | Inconclusive | Negative | Positive | Percent positive | Total |
|---|--------------|----------|----------|------------------|-------|
| OPTUM PRIMARY CARE - SILVER LAKES | | | 3 | 100% | 3 |
| MEDICAL CENTER OF THE ROCKIES | | | 3 | 100% | 3 |
| Biopharmaceutics Laboratory Section | | 3 | | | 3 |
| INSPIRA MEDICAL CENTER VINELAND LAB | | 2 | 1 | 33% | 3 |
| COASTAL PEDIATRIC CARE | | | 3 | 100% | 3 |
| HUMC | | 1 | 2 | 67% | 3 |
| CARECENTER PHARMACY, LLC | | 3 | | | 3 |
| CVS M08555POCT KANSAS CITY | | 3 | | | 3 |
| ASPIRUS WAUSAU HOSPITAL | | | 3 | 100% | 3 |
| CVS IN6605POCT INDIANAPOLIS | | 2 | 1 | 33% | 3 |
| EXETER HOSPITAL | | 3 | | | 3 |
| CTRS | | | 3 | 100% | 3 |
| OHIO DEPARTMENT OF HEALTH LABORATORY | | 2 | 1 | 33% | 3 |
| Fort Gaines Health and Rehab | | 3 | | | 3 |
| CURATIVE TEXAS | | | 3 | 100% | 3 |
| Gracemore Nursing and Rehab | | 3 | | | 3 |
| NORTHSIDE FAMILY MEDICINE AND URGENT CARE (HOLLY SPRINGS) | | 3 | | | 3 |
| OLYMPUS HEALTH AND PERFORMANCE | | | 3 | 100% | 3 |
| Manor Care-Kingston Court of York PA, LLC | | 3 | | | 3 |
| SAN JUAN REGIONAL MEDICAL CENTER | | 3 | | | 3 |
| YATES COUNTY PUBLIC HEALTH | | 3 | | | 3 |
| Providence VAMC | | 3 | | | 3 |
| EAST NAPLES PEDIATRICS | | | 3 | 100% | 3 |
| MEMORIAL HEALTH UNIVERSITY MEDICAL CENTER | | | 3 | 100% | 3 |
| ADVENTHEALTH MEDICAL GROUP OBSTETRICS | | | 3 | 100% | 3 |
| CVS OH6167POCT ASHLAND | | 3 | | | 3 |
| CROSSVILLE MEDICAL GROUP | | 1 | 2 | 67% | 3 |
| ADVENT HEALTH MEDICAL GROUP FAMILY MEDICINE | | | 3 | 100% | 3 |
| UNIVERSITY HEALTH SERVICES RIVER CAMPUS | | 2 | 1 | 33% | 3 |
| ADVICE FOR OPTIMAL WELLNESS, INC | | | 3 | 100% | 3 |
| STARLING AT SAN JOSE | | | 3 | 100% | 3 |
| TMH PHYSICIAN PARTNERS BLOUNTSTOWN | | | 3 | 100% | 3 |
| PALM COAST DIALYSIS | | 2 | 1 | 33% | 3 |
| JOHN KNOX MANOR INC II | | 2 | 1 | 33% | 3 |
| BAPTIST HOSPITAL OF MIAMI MCI BROWARD LABORATORY | | | 3 | 100% | 3 |
| RAPID CITY RUGENT CARE | | | 3 | 100% | 3 |
| MEDEXPRESS URGENT CARE - WHEELING | | 2 | 1 | 33% | 3 |
| GENDERXPRESS/PICTURE ME PERFECT IMAGING | | | 3 | 100% | 3 |
| URGENT DOC - URGENT CARE CLINIC | | | 3 | 100% | 3 |
| FOUR WINDS BEHAVIORAL HEALTH | | 3 | | | 3 |
| NEBRASKA MEDICAL CENTER | | | 3 | 100% | 3 |
| SOUTHEASTERN IMMEDIATE CARE- MILLEDGEVILLE GA | | | 3 | 100% | 3 |
| COMMUNITY MEDICAL CENTER | | | 3 | 100% | 3 |
| ROANE MEDICAL CENTER | | 2 | 1 | 33% | 3 |
| Englewood Health and Rehab | | | 3 | 100% | 3 |
| EXPRESSCARE URGENT CARE CENTER | | | 3 | 100% | 3 |

COVID-19: testing by laboratory

Data through May 7, 2021 verified as of May 8, 2021 at 09:25 AM

Data in this report are provisional and subject to change.

The numbers in the table below represent the number of Florida and non-Florida residents for whom test results were received by the Department of Health. A person can be tested by more than one laboratory and can have both positive and negative results. **Therefore, the sum of the numbers in each column will be larger than the total number of people tested.**

| Reporting lab | Inconclusive | Negative | Positive | Percent positive | Total |
|--|--------------|----------|----------|------------------|-------|
| BEEBE MEDICAL CENTER LABORATORY | | 3 | | | 3 |
| AVALON MEDICAL GROUP | | 1 | 2 | 67% | 3 |
| CCRX OF NORTH CAROLINA, LLC | | 2 | 1 | 33% | 3 |
| CLINICA HISPANIA | | | 3 | 100% | 3 |
| CARE ATC ARLINGTON CENTRAL PARK | | 3 | | | 3 |
| Bainbridge Health and Rehab | | 3 | | | 3 |
| Kroger 571 - The Little Clinic Hendersonville | | 1 | 2 | 67% | 3 |
| UC CORAL GABLES | | 1 | 2 | 67% | 3 |
| BNC Medical Investors, LLC Berrien Nursing & Rehabilitation Center | | 3 | | | 3 |
| JOJAN PHARMA INC | | 3 | | | 3 |
| PROHEALTH PRIMARY CARE - GLEN OAKS | | 3 | | | 3 |
| MEDEXPRESS URGENT CARE-WILKINS TOWNSHIP, WILLIAM PENN HIGHWAY | | 3 | | | 3 |
| LEESBURG COMMUNITY HEALTH CENTERS | | | 3 | 100% | 3 |
| FAMILY CARE SPECIALISTS OF ORLANDO | | | 3 | 100% | 3 |
| MARRA'S PHARMACY | | 3 | | | 3 |
| MEDEXPRESS URGENT CARE - HADLEY | | 3 | | | 3 |
| NASON HOSPITAL | | | 3 | 100% | 3 |
| ALABAMA DEPT PUBLIC HEALTH | | | 3 | 100% | 3 |
| PEDIATRICS BY THE SEA JOG RD OFFICE | | | 3 | 100% | 3 |
| PREMIER CLINICAL RESEARCH INSTITUTE INC | | | 3 | 100% | 3 |
| NOVA SOUTHEASTERN UNIVERSITY | | 2 | 1 | 33% | 3 |
| STRINGFELLOW MEMORIAL HOSPITAL | | 3 | | | 3 |
| RRMC CREEKSIDE LAB | | 3 | | | 3 |
| MERCY HEALTH | | | 3 | 100% | 3 |
| NASSAU COUNTY HEALTH DEPARTMENT-FERNANDINA BEACH C | | 3 | | | 3 |
| PRECIDENT FLORIDA | | 3 | | | 3 |
| AUGUSTA UNIVERISTY MEDICAL CENTER | | | 3 | 100% | 3 |
| QUEST DIAGNOSTICS INCORPORATED | 1 | | 2 | 67% | 3 |
| SISD EMPLOYEE HEALTH CLINIC | | | 3 | 100% | 3 |
| LOCH HAVEN PEDIATRICS | | | 3 | 100% | 3 |
| KAP MEDICAL GROUP, LLC | | | 3 | 100% | 3 |
| Sky View Rehabilitation and Health Care Center | | 3 | | | 3 |
| FRESENIUS KIDNEY CARE | | | 3 | 100% | 3 |
| CELEBRATION PRIMARY CARE ASSOCIATES LLC | | 3 | | | 3 |
| MAYO | | 1 | 2 | 67% | 3 |
| COMMUNICABLE DISEASE CONTROL/PUBLIC HEALTH EMERGENCY PREPAREDNESS | | | 3 | 100% | 3 |
| MEMORIAL HERMANN CONSOLIDATED LABORATORY SERVICES | | | 3 | 100% | 3 |
| NORTH NAPLES HOSPITAL RESPIRATORY THERAPY DEPARTMENT | | | 3 | 100% | 3 |
| Kroger 093 - The Little Clinic Stapleton | | 2 | 1 | 33% | 3 |
| NC STATE LABORATORY OF PUBLIC HEALTH | | 3 | | | 3 |
| CVS SC5471POCT LEXINGTON | | 2 | 1 | 33% | 3 |
| FLORIDA LABORATORY ANALYSIS, LLC | | | 3 | 100% | 3 |
| MINUTECLINIC DIAGNOSTIC MEDICAL | | 3 | | | 3 |
| Kroger 522 - The Little Clinic Gahanna | | 2 | 1 | 33% | 3 |
| Florida Baptist Retirement Center | | 1 | 2 | 67% | 3 |
| CVS CA8861POCT BUENA PARK | | 3 | | | 3 |

COVID-19: testing by laboratory

Data through May 7, 2021 verified as of May 8, 2021 at 09:25 AM

Data in this report are provisional and subject to change.

The numbers in the table below represent the number of Florida and non-Florida residents for whom test results were received by the Department of Health. A person can be tested by more than one laboratory and can have both positive and negative results. **Therefore, the sum of the numbers in each column will be larger than the total number of people tested.**

| Reporting lab | Inconclusive | Negative | Positive | Percent positive | Total |
|---|--------------|----------|----------|------------------|-------|
| MEDIC INFUSION PA | | 3 | | | 3 |
| SKIPPACK MEDICAL LAB | | | 3 | 100% | 3 |
| Concordia Village of Tampa | | | 3 | 100% | 3 |
| OPENTRONS PRL | | 2 | 1 | 33% | 3 |
| Kings County Hospital Center | | | 3 | 100% | 3 |
| Kroger 388 - The Little Clinic Braelinn Village | | 3 | | | 3 |
| MEDICAL CITY DALLAS HOSPITAL | | | 3 | 100% | 3 |
| SOLLIS HEALTH | | | 3 | 100% | 3 |
| AZALEALAND NURSING HOME | | 3 | | | 3 |
| Home Health Care Clinic | | 2 | 1 | 33% | 3 |
| THOMAS LANGLEY | | | 3 | 100% | 3 |
| DELRAY BEACH HEALTH DEPT LAB | | | 3 | 100% | 3 |
| VIRTUA MEMORIAL HOSPITAL BURLINGTON COUNTY | | 1 | 2 | 67% | 3 |
| ACCESS HEALTH CARE | | 2 | 1 | 33% | 3 |
| CVS PA7132POCT THORNDALE | | 3 | | | 3 |
| CVS PA2296POCT MACUNGIE | | 3 | | | 3 |
| THE CENTER FOR DISCOVERY | | 3 | | | 3 |
| LRHS Florida Poly Tech | | 3 | | | 3 |
| YORK HOSPITAL - LABORATORY | | | 3 | 100% | 3 |
| PHYSICIANS MEDICAL CENTER | | 3 | | | 3 |
| F W HUSTON MEDICAL CENTER SENIOR LIVIN | | 3 | | | 3 |
| LIFEGUARD AMBULANCE SERVICE LLC, TEXAS | | | 3 | 100% | 3 |
| PHYSICIANS CARE INC | | 1 | 2 | 67% | 3 |
| CVS MINUTE CLINIC #5836 | | 3 | | | 3 |
| AFFORDABLE PRIMARY CARE LLC | | 3 | | | 3 |
| Village on the Green | | | 3 | 100% | 3 |
| WEST COCOA PHARMACY | | | 3 | 100% | 3 |
| HELGEMO & LIOU PEDIATRICS | | | 3 | 100% | 3 |
| CVS MN663POCT APPLE VALLEY | | 2 | 1 | 33% | 3 |
| WINDERMERE PEDIATRICS | | | 3 | 100% | 3 |
| MEMORIAL HOSPITAL OF TAMPA | | | 3 | 100% | 3 |
| ALOHA HOME CARE LLC DBA ACCENTCARE HOME HEALTH OF | | 3 | | | 3 |
| CORNERSTONE DRUG AND GIFT INC | | 3 | | | 3 |
| MARYLAND STATE DEPT OF HEALTH | 2 | | 1 | 33% | 3 |
| EVERGREEN WOODS HEALTH & REHAB CENTER | | 2 | 1 | 33% | 3 |
| CGH MEDICAL CENTER | | | 3 | 100% | 3 |
| SANIBEL MEDICAL CLINIC | | 1 | 2 | 67% | 3 |
| Kroger 635 - The Little Clinic Dacula | | 3 | | | 3 |
| Granville Center | 1 | 2 | | | 3 |
| CLINICAL CARE ASSOCIATES, INC | | | 3 | 100% | 3 |
| SAFE PMC | | 3 | | | 3 |
| JS HEALTHCARE | | 2 | 1 | 33% | 3 |
| MEDICAL CENTER OF CENTRAL GEORGIA | | | 3 | 100% | 3 |
| SOMA MEDICAL CENTER P.A. #4 | | | 3 | 100% | 3 |
| ALLIANCE LABS @LRMC | | | 3 | 100% | 3 |
| COVENANT PEDIATRICS | | 1 | 2 | 67% | 3 |

COVID-19: testing by laboratory

Data through May 7, 2021 verified as of May 8, 2021 at 09:25 AM

Data in this report are provisional and subject to change.

The numbers in the table below represent the number of Florida and non-Florida residents for whom test results were received by the Department of Health. A person can be tested by more than one laboratory and can have both positive and negative results. **Therefore, the sum of the numbers in each column will be larger than the total number of people tested.**

| Reporting lab | Inconclusive | Negative | Positive | Percent positive | Total |
|--|--------------|----------|----------|------------------|-------|
| LEGACY LABORATORY SERVICES | | | 3 | 100% | 3 |
| BAPTIST PRIMARY CARE FERNANDINA BEACH | | | 3 | 100% | 3 |
| MINUTECLINIC #1773 | | 3 | | | 3 |
| PEDIATRICS AND ADOLESCENT MEDICINE | | 2 | 1 | 33% | 3 |
| UNIVERSITY OF KANSAS MEDICAL CENTER | | | 3 | 100% | 3 |
| FREDERICK MEMORIAL HOSPITAL | | | 3 | 100% | 3 |
| TIEHH BIOTERRORISM RESPONSE LAB | | | 3 | 100% | 3 |
| MEDEXPRESS URGENT CARE - LAWRENCE | | 3 | | | 3 |
| BROADWAY HEALTH FLORIDA MEDICAL CLINIC URGENT CARE | | | 3 | 100% | 3 |
| CHILDREN'S HEALTHCARE OF ATLANTA AT EG | | 3 | | | 3 |
| CANOPY AT HARPER LAKE, THE | | | 3 | 100% | 3 |
| NASSAU COUNTY HEALTH DEPARTMENT | | 3 | | | 3 |
| EXPEDIAN URGENT CARE | | | 3 | 100% | 3 |
| MEDEXPRESS URGENT CARE - HACKETTSTOWN | | 2 | 1 | 33% | 3 |
| CVS PHARMACY INC DBA CVS/PHARMACY #10908 | | 3 | | | 3 |
| BASCOM PALMER EYE INSTITUTE | | | 3 | 100% | 3 |
| UK HEALTHCARE | | | 3 | 100% | 3 |
| MINUTE CLINIC DIAGNOSTIC OF KANSAS PA | | 3 | | | 3 |
| QUEST DIAGNOSTICS CLINICAL LABORATORIES INC | | 2 | 1 | 33% | 3 |
| RINGLING HEALTH CENTER | | 2 | 1 | 33% | 3 |
| VIRGINIA DIVISION OF CONSOLIDATED LABORATORIES | | | 3 | 100% | 3 |
| MURFREESBORO MEDICAL CLINIC | | 3 | | | 3 |
| DOCTORS HOSPITAL RENAISSANCE | | | 3 | 100% | 3 |
| FLORIDA GASTROENTEROLOGY ASSOCIATES PA | | 3 | | | 3 |
| INSPIRED LIVING AT SARASOTA | | | 3 | 100% | 3 |
| ANN STORCK CENTER INC | | 3 | | | 3 |
| PREMIER MOBILE HEALTH SERVICES, LLC | | 1 | 2 | 67% | 3 |
| CEDAR CREST HEALTH CENTER | | 3 | | | 3 |
| QUALITY LABORATORY SERVICE | | 2 | 1 | 33% | 3 |
| SURETOX LABORATORY LLC | | 2 | 1 | 33% | 3 |
| LPG PEDIATRICS AT LEHIGH ACRES | | 2 | 1 | 33% | 3 |
| CHEROKEE COUNTY HEALTH AND REHAB CENTER | | 3 | | | 3 |
| RIVERSIDE METHODIST HOSPITAL LAB | | | 3 | 100% | 3 |
| Medilodge of Montrose | | 3 | | | 3 |
| CVS MA1006POCT BROCKTON | | 3 | | | 3 |
| UNITY HEALTH AND REHABILITATION CENTER | | | 3 | 100% | 3 |
| BETHESDA HOSPITAL EAST BLOOD GAS LAB | | | 3 | 100% | 3 |
| UNIVERSITY OF MARYLAND MEDICAL CENTER | | | 3 | 100% | 3 |
| WHOLE CHILD PEDIATRICS | | | 3 | 100% | 3 |
| GROVES CENTER | | | 3 | 100% | 3 |
| NORTHWEST FLORIDA CLINICAL LAB | | 1 | 2 | 67% | 3 |
| Kroger 448 - The Little Clinic Mason | | 3 | | | 3 |
| WELLSTAR URGENT CARE SHALLOWFORD | | 1 | 2 | 67% | 3 |
| FULGENT GENETICS HOUSTON | | 3 | | | 3 |
| WALGREENS #11329 | | 3 | | | 3 |
| ADRIANA M CASTRO MD PA | | 3 | | | 3 |

COVID-19: testing by laboratory

Data through May 7, 2021 verified as of May 8, 2021 at 09:25 AM

Data in this report are provisional and subject to change.

The numbers in the table below represent the number of Florida and non-Florida residents for whom test results were received by the Department of Health. A person can be tested by more than one laboratory and can have both positive and negative results. **Therefore, the sum of the numbers in each column will be larger than the total number of people tested.**

| Reporting lab | Inconclusive | Negative | Positive | Percent positive | Total |
|---|--------------|----------|----------|------------------|-------|
| CVS IN6608POCT NEW PALESTINE | | 1 | 2 | 67% | 3 |
| INTERCOASTAL FAMILY PRATICE | | 1 | 2 | 67% | 3 |
| BAYSHORE MEDICAL CENTER LABORATORY | | 3 | | | 3 |
| HELIX LW UC | | 1 | 2 | 67% | 3 |
| CVS MA1179POCT HUDSON | | 2 | 1 | 33% | 3 |
| CABELL HUNTINGTON HOSPITAL CLINICAL LAB | | | 3 | 100% | 3 |
| HIALEAH SHORES NURSING AND | | 2 | 1 | 33% | 3 |
| CUMBERLAND MEDICAL CENTER INC | | 3 | | | 3 |
| LINCOLN MEDICAL CENTER | | 3 | | | 3 |
| CVS AZ7075POCT CHANDLER | | 3 | | | 3 |
| MISSISSIPPI CARE CENTER OF DEKALB LLC | | 3 | | | 3 |
| SUN TERRACE HEALTH CARE CENTER | | | 3 | 100% | 3 |
| HEPATOLOGY DIAGNOSTIC LAB | | | 3 | 100% | 3 |
| NEMOURS CHILDREN'S URGENT CARE LAKE NONA | | | 3 | 100% | 3 |
| NORTH DAKOTA DEPT OF HEALTH MICROBIOLOGY | | 1 | 2 | 67% | 3 |
| PLANT CITY FAMILY CARE | | 3 | | | 3 |
| ST CLOUD PHARMACY AND WELLNESS CENTER | | 2 | 1 | 33% | 3 |
| NEXTCARE WYOMING LLC | | | 3 | 100% | 3 |
| CVS NC2749POCT CONCORD | | 3 | | | 3 |
| SOUTH LAKE FAMILY HEALTH CENTER | | | 3 | 100% | 3 |
| St. Josephs Hospital | | 1 | 2 | 67% | 3 |
| PUBLIC HEALTH TRUST OF MIAMI DADE COUNTY | | | 3 | 100% | 3 |
| CVS NM7242POCT ALBUQUERQUE | | 3 | | | 3 |
| CVS AZ7263POCT PHOENIX | | 3 | | | 3 |
| WELLSTREET BUCKHEAD SOUTH | | 3 | | | 3 |
| PIEDMONT ROCKDALE HOSPITAL | | 2 | 1 | 33% | 3 |
| TIFTON CARECONNECT URGENT CARE | | | 3 | 100% | 3 |
| ERIE COUNTY PUBLIC HEALTH CLINICAL | | 3 | | | 3 |
| BLACKWATER RIVER | | | 3 | 100% | 3 |
| CVS MA137POCT QUINCY | | 3 | | | 3 |
| UHEALTH CORAL SPRINGS | | | 3 | 100% | 3 |
| HEALTH EXPRESS | | 3 | | | 3 |
| Walgreens #5984 | | 3 | | | 3 |
| THE PATHOLOGY LABORATORY | | 1 | 2 | 67% | 3 |
| Domiciliary Rehab & Residential Treatment Program | | 3 | | | 3 |
| WEILL CORNELL MEDICAL ASSOCIATES - EAST SIDE | | 3 | | | 3 |
| MARYWOOD NURSING CARE CENTER | | 3 | | | 3 |
| GARCIA MORALES NELSON | | | 3 | 100% | 3 |
| BROOKDALE OAKBRIDGE | | 1 | 2 | 67% | 3 |
| ADVANCED PEDIATRICS | | | 3 | 100% | 3 |
| Kroger 592 - The Little Clinic Alexander Plaza | | 2 | 1 | 33% | 3 |
| CVS NJ2508POCT MANALAPAN | | 3 | | | 3 |
| Lebanon VAMC | | 2 | 1 | 33% | 3 |
| Magnolia Health and Rehab Center | | | 3 | 100% | 3 |
| WALGREENS #07502 | | 3 | | | 3 |
| OPP HEALTH AND REHABILITATION | | 3 | | | 3 |

COVID-19: testing by laboratory

Data through May 7, 2021 verified as of May 8, 2021 at 09:25 AM

Data in this report are provisional and subject to change.

The numbers in the table below represent the number of Florida and non-Florida residents for whom test results were received by the Department of Health. A person can be tested by more than one laboratory and can have both positive and negative results. **Therefore, the sum of the numbers in each column will be larger than the total number of people tested.**

| Reporting lab | Inconclusive | Negative | Positive | Percent positive | Total |
|--|--------------|----------|----------|------------------|-------|
| Kingston Care Center of Sylvania | | 3 | | | 3 |
| EAST CORE LAB | | | 3 | 100% | 3 |
| MANORCARE NURSING & REHABILITATION CENTER-NAPLES | | 3 | | | 3 |
| CVS TN7144POCT BARTLETT | | 3 | | | 3 |
| WEST TN HEALTH MED NORTH | | 3 | | | 3 |
| WINDSOR AT OCALA | | 2 | 1 | 33% | 3 |
| AdventHealth Care Center Orlando North | | | 3 | 100% | 3 |
| NEWSTAR MEDICAL LABORATORIES | | 3 | | | 3 |
| OCEAN MEDICAL CENTER | | 2 | 1 | 33% | 3 |
| NATHAN LITTAUER HOSPITAL LAB | | 3 | | | 3 |
| CVS OH5457POCT POWELL | | 3 | | | 3 |
| ORMOND BEACH URGENT CARE | | | 3 | 100% | 3 |
| NORTH CAROLINA DEPT OF HEALTH & HUMAN SRVCS STATE LAB OF PUBLIC HEALTH | | | 3 | 100% | 3 |
| MINUTECLINIC DIAGNOSTIC OF NEW MEXICO LLC #7552 | | 3 | | | 3 |
| CONCENTRA - PLANTATION | | 3 | | | 3 |
| EDITH NOURSE ROGERS MEMORIAL VAMC | | 3 | | | 3 |
| MT CARMEL PHARMACY INC | | 3 | | | 3 |
| MEDRITE MEDICAL CARE PC | | 3 | | | 3 |
| NEMOURS CHILDRENS PRIMARY CARE MAITLAND | | | 3 | 100% | 3 |
| MARTIN MEDICAL CENTER INC | | 1 | 2 | 67% | 3 |
| CVS NC4169POCT FAYETTEVILLE | | 3 | | | 3 |
| INTERNAL MEDICINE AND WOUND CARE SPECIALIST LLC | | 3 | | | 3 |
| WOMENS CARE FLORIDA LLC-LABORATORY | | 3 | | | 3 |
| MUNSON MEDICAL CENTER | | | 3 | 100% | 3 |
| COL CROSSROAD | | 1 | 2 | 67% | 3 |
| BOND & STEELE CLINIC, PA | | | 3 | 100% | 3 |
| SUMMIT MEDICAL GROUP - WEST ORANGE | | 3 | | | 3 |
| FAMILY TREE MEDICAL GROUP PA | | 2 | 1 | 33% | 3 |
| MINUTECLINIC DIAGNOSTIC OF WISCONSIN, | | 3 | | | 3 |
| CATSKILL REGIONAL MEDICAL CENTER | | 3 | | | 3 |
| BAPTIST OUTPATIENT SERVICES | | | 3 | 100% | 3 |
| LIFE CARE CENTER OF SKAGIT VALLEY | | 3 | | | 3 |
| HEALTH FIRST MEDICAL GROUP | | | 3 | 100% | 3 |
| CROWNE HEALTH CARE OF FORT PAYNE | | 2 | 1 | 33% | 3 |
| INTERNAL MEDICINE & PEDIATRICS WELLNESS CENTER | | | 3 | 100% | 3 |
| Kroger 758 - The Little Clinic Providence | | 3 | | | 3 |
| ACCESS 365 URGENT CARE LLC | | 1 | 2 | 67% | 3 |
| WALGREENS NO 19542 | | 3 | | | 3 |
| VICAR'S LANDING NURSING HOME | | 2 | 1 | 33% | 3 |
| HEALTH SENTRY | | | 3 | 100% | 3 |
| Hackensack Univ Medical Center At Pasc | | 2 | 1 | 33% | 3 |
| WAL-MART STORES EAST LP | | 2 | 1 | 33% | 3 |
| ESTERO FIRE RESCUE | | 3 | | | 3 |
| CVS MA654POCT ACTON | | 3 | | | 3 |
| CVS OH2540POCT HILLIARD | | 3 | | | 3 |
| FAST PACE URGENT CARE | | | 3 | 100% | 3 |

COVID-19: testing by laboratory

Data through May 7, 2021 verified as of May 8, 2021 at 09:25 AM

Data in this report are provisional and subject to change.

The numbers in the table below represent the number of Florida and non-Florida residents for whom test results were received by the Department of Health. A person can be tested by more than one laboratory and can have both positive and negative results. **Therefore, the sum of the numbers in each column will be larger than the total number of people tested.**

| Reporting lab | Inconclusive | Negative | Positive | Percent positive | Total |
|--|--------------|----------|----------|------------------|-------|
| HAMILTON COUNTY HEALTH DEPARTMENT | | 3 | | | 3 |
| CVS RI326POCT NORTH SMITHFIELD | | 3 | | | 3 |
| PRISMA HEALTH MIDLANDS | | | 3 | 100% | 3 |
| ST LUKES HOSPITAL | | | 3 | 100% | 3 |
| ALCALA PHARMACEUTICALS | | | 3 | 100% | 3 |
| SPARROW CENTRAL LAB | | | 3 | 100% | 3 |
| HOUSTON MEDICAL CENTER | | | 3 | 100% | 3 |
| 2412 LEBANON PIKE | | 2 | 1 | 33% | 3 |
| CVS MO10151POCT SPRINGFIELD | | 2 | 1 | 33% | 3 |
| LIVINGSTON COUNTY DEPT OF HEALTH REPRO | | | 3 | 100% | 3 |
| MID FLORIDA CLINICAL LABORATORY | | 2 | 1 | 33% | 3 |
| TERRACE OF ST CLOUD, THE | | 2 | 1 | 33% | 3 |
| Grandview Health Care Center | | 3 | | | 3 |
| NORTHEAST FLORIDA INTERNAL MEDICINE PA | | 3 | | | 3 |
| AFC URGENT CARE/FARRAGUT | | | 3 | 100% | 3 |
| UHEALTH JACKSON URGENT CARE - CUTLER BAY | | 1 | 2 | 67% | 3 |
| ORCHID COVE DAYTONA | | | 3 | 100% | 3 |
| NORTH SHORE HOSP. INFECTION CONTROL | | | 3 | 100% | 3 |
| ACCESS LABORATORIES LLC | | | 3 | 100% | 3 |
| HARBORCHASE OF GAINESVILLE | | | 3 | 100% | 3 |
| CAMPAZZI CONCIERGE MEDICAL SERVICES | | 2 | 1 | 33% | 3 |
| Kroger 627 - The Little Clinic Castleberry | | 2 | 1 | 33% | 3 |
| PINELLAS PARK HEALTH CENTER - PINELLAS CHD | | 1 | 2 | 67% | 3 |
| LEE CONVENIENT CARE AT SUMMERLIN | | | 3 | 100% | 3 |
| ISLAND NURSING HOME | | 2 | 1 | 33% | 3 |
| MARLBORO URGENT CARE | | 3 | | | 3 |
| PARRISH MEDICAL CENTER-WAIVED TESTING | | 3 | | | 3 |
| HARRINGTON PARK HEALTH AND REHAB | | 3 | | | 3 |
| LEGACY ER AND URGENT CARE | | | 3 | 100% | 3 |
| MEDEXPRESS URGENT CARE-CHIPPEWA | | 2 | 1 | 33% | 3 |
| CVS NH1004POCT SALEM | | 2 | 1 | 33% | 3 |
| CROSSROADS URGENT CARE DBA URGENT TEA | | 3 | | | 3 |
| NEW GEN LABS | | | 3 | 100% | 3 |
| TEMPUS_LABS | | | 3 | 100% | 3 |
| MIDWAY SPECIALTY CARE RX LLC | | 1 | 2 | 67% | 3 |
| GYN PATH SERVICES | | | 3 | 100% | 3 |
| CVS NE8616POCT LINCOLN | | 1 | 2 | 67% | 3 |
| PATHOLOGY REFERENCE LAB LLC | | | 3 | 100% | 3 |
| NEMOURS CHILDREN'S PRIMARY CARE, LONGWOOD | | | 3 | 100% | 3 |
| HEALGEN SCIENTIFIC | | | 3 | 100% | 3 |
| AFC URGENT CARE CLEVELAND | | | 3 | 100% | 3 |
| CENTRAL DUPAGE HOSPITAL | | | 3 | 100% | 3 |
| SPRING LAKE REHABILITATION CENTER | | | 3 | 100% | 3 |
| ADVENTHEALTH WATERMAN COMMUNITY CLINIC | | | 3 | 100% | 3 |
| CVS KS676POCT LAWRENCE | | 2 | 1 | 33% | 3 |
| AUSTIN PUBLIC HEALTH | | | 3 | 100% | 3 |

COVID-19: testing by laboratory

Data through May 7, 2021 verified as of May 8, 2021 at 09:25 AM

Data in this report are provisional and subject to change.

The numbers in the table below represent the number of Florida and non-Florida residents for whom test results were received by the Department of Health. A person can be tested by more than one laboratory and can have both positive and negative results. **Therefore, the sum of the numbers in each column will be larger than the total number of people tested.**

| Reporting lab | Inconclusive | Negative | Positive | Percent positive | Total |
|--|--------------|----------|----------|------------------|-------|
| EASTMAN HEALTHCARE & REHAB | | 3 | | | 3 |
| VA OUTPATIENT CLINIC-NEW PORT RICHEY | | | 3 | 100% | 3 |
| AVANTE INVERNESS | | 1 | 2 | 67% | 3 |
| SEMINOLE FAMILY HEALTH CENTER | | 3 | | | 3 |
| CRISP REGIONAL HOSPITAL | | 3 | | | 3 |
| ADVENTHEALTH SEBRING- INFECTION CONTROL DEPARTMENT | | | 3 | 100% | 3 |
| ALLEGHENY GENERAL HOSPITAL | | | 3 | 100% | 3 |
| VIRGINIA DEPARTMENT OF HEALTH DIVISION OF | | | 3 | 100% | 3 |
| FLORIDA MENTOR-POINT WEST CLUSTER | | 3 | | | 3 |
| NORTHERN LIGHT LABORATORY | | 1 | 2 | 67% | 3 |
| MEDEXPRESS URGENT CARE - RICHMOND, W BROAD ST | | 3 | | | 3 |
| MEDEXPRESS URGENT CARE - O'FALLON | | 3 | | | 3 |
| LITTLE SPURS PEDIATRIC URGENT CARE | | 1 | 2 | 67% | 3 |
| BARONESS ERLANGER HOSPITAL | | 3 | | | 3 |
| VELOCITY CARE | | | 3 | 100% | 3 |
| CVS MA1945POCT HANOVER | | 3 | | | 3 |
| WOODMARK AT UPTOWN ASSISTED LIVING | | 3 | | | 3 |
| CVS IL2788POCT BUFFALO GROVE | | 3 | | | 3 |
| THE MEDICAL CENTER | | | 3 | 100% | 3 |
| HARBOUR'S EDGE | | 2 | 1 | 33% | 3 |
| MED + URGENT MEDICAL CARE SERVICES | | 3 | | | 3 |
| RCA LABORATORY SERVICES LLC | | | 3 | 100% | 3 |
| ST. PETERSBURG PEDIATRICS- 38TH AVENUE | | | 3 | 100% | 3 |
| EASTERN NEW MEXICO MEDICAL CENTER | | 3 | | | 3 |
| MEDEXPRESS URGENT CARE-BLOOMFIELD AVEN | | 2 | 1 | 33% | 3 |
| APEX CLINICAL LABORATORIES INC | | 3 | | | 3 |
| SOUTHEAST GEORGIA HEALTH SYSTEM BRUNS | | 3 | | | 3 |
| CVS CT288POCT BRISTOL | | 2 | 1 | 33% | 3 |
| CVS NJ1927POCT GREEN BROOK | | 3 | | | 3 |
| ESCO DRUG CO INC | | 3 | | | 3 |
| WALGREENS #05477 | | 3 | | | 3 |
| LAB PLUS, LLC AT ASCENSION SAINT THOMA | | 3 | | | 3 |
| PREMIER FAMILY AND SPORTS MEDICINE | | 2 | 1 | 33% | 3 |
| MINUTECLINIC, LLC #05891 | | 2 | 1 | 33% | 3 |
| SSM HEALTH ST LOUIS MICROBIOLOGY LABORATORY | | 1 | 2 | 67% | 3 |
| ATLANTIS OUTPATIENT CENTER | | 3 | | | 3 |
| CAPTIAL REGIONAL MEDICAL CENTER | | | 3 | 100% | 3 |
| GREATER MOBILE URGENT CARE - SPRINGHILL | | | 3 | 100% | 3 |
| HOCHBERG LOWER SCHOOL | | 3 | | | 3 |
| SOFTLAB | | | 3 | 100% | 3 |
| MINUTECLINIC, LLC #05814 | | 3 | | | 3 |
| CVS IN6555POCT BROWNSBURG | | 3 | | | 3 |
| MEDEXPRESS URGENT CARE-CLOQUET | | 3 | | | 3 |
| CVS PA7611POCT ALLISON PARK | | 3 | | | 3 |
| Glenview Terrace Nursing Center | | 3 | | | 3 |
| MEDEXPRESS URGENT CARE, HERMITAGE | | 1 | 2 | 67% | 3 |

COVID-19: testing by laboratory

Data through May 7, 2021 verified as of May 8, 2021 at 09:25 AM

Data in this report are provisional and subject to change.

The numbers in the table below represent the number of Florida and non-Florida residents for whom test results were received by the Department of Health. A person can be tested by more than one laboratory and can have both positive and negative results. **Therefore, the sum of the numbers in each column will be larger than the total number of people tested.**

| Reporting lab | Inconclusive | Negative | Positive | Percent positive | Total |
|---|--------------|----------|----------|------------------|-------|
| CVS M05727POCT PLATTE CITY | | 3 | | | 3 |
| COASTAL SKIN SURGERY AND DERMATOLOGY PL | | 3 | | | 3 |
| CVS NC3514POCT STANLEY | | 3 | | | 3 |
| GRIFOLS IH CENTER AND CLINICAL LABORATORY | | | 3 | 100% | 3 |
| CORTLAND COUNTY HEALTH DEPARTMENT | | 3 | | | 3 |
| PEDIATRICS IN NORTH FLORIDA PA | | | 3 | 100% | 3 |
| ADVANCED URGENT CARE CENTER OF THE UPPER KEYS | | 1 | 2 | 67% | 3 |
| EFFINGHAM HOSP, INC, DBA EFFINGHAM HEALTH | | 3 | | | 3 |
| PRIMARY & URGENT CARE CENTERS | | | 3 | 100% | 3 |
| JACKSONVILLE VA OPC | | | 3 | 100% | 3 |
| LUCID LABORATORY SERVICES | | 3 | | | 3 |
| DOCTOR 4 U CLINIC | | 1 | 2 | 67% | 3 |
| MINUTECLINIC DIAGNOSTIC, PA | | 3 | | | 3 |
| CVS SC2497POCT LEXINGTON | | 3 | | | 3 |
| HOMELAND CENTER | | 3 | | | 3 |
| MEDEXPRESS URGENT CARE - CEDAR KNOLLS | | 3 | | | 3 |
| BROOKDALE LAKE MARY | | | 3 | 100% | 3 |
| SUNDALE NURSING HOME | | 3 | | | 3 |
| MEMORIAL HERMANN | | | 3 | 100% | 3 |
| Schoolcraft Medical Care Facility | | 3 | | | 3 |
| LEGACY ER & URGENT CARE - FRISCO WEST | | | 3 | 100% | 3 |
| THE OASIS BEACHSIDE | | 3 | | | 3 |
| ORLANDO AIRPORT DIALYSIS | | 3 | | | 3 |
| Crowne Health Care of Mobile | | 3 | | | 3 |
| TRISTAR WELLNESS, LLC | | 3 | | | 3 |
| NEMOURS CHILDRENS PRIMARY CARE HORIZON WEST | | | 3 | 100% | 3 |
| FIRST CARE - MIDDLESBORO | | | 3 | 100% | 3 |
| CVS PA371POCT PHILADELPHIA | | 3 | | | 3 |
| Northport VAMC | | 3 | | | 3 |
| CVS IL2798POCT CHICAGO | | 1 | 2 | 67% | 3 |
| CVS NV2989POCT NORTH LAS VEGAS | | 2 | 1 | 33% | 3 |
| Maple Lawn MCF | | 3 | | | 3 |
| THE DOCTORS OFFICE OF BRICK, LLC | | 3 | | | 3 |
| TAYLOR MANOR | | 1 | 2 | 67% | 3 |
| SCIENTIFIC LABORATORY DIVISION | | | 3 | 100% | 3 |
| RESOLUTE PAIN SOLUTIONS | | 3 | | | 3 |
| W.G. (Bill) Hefner VAMC | | 3 | | | 3 |
| OMNI HEALTHCARE INC | | 1 | 2 | 67% | 3 |
| Kroger 753 - The Little Clinic Goss Avenue | | 3 | | | 3 |
| HOPE HEALTH CARE, LLC | | 3 | | | 3 |
| ASANTE THREE RIVERS MEDICAL CENTER LAB | | 3 | | | 3 |
| BRADENTON PHYSICIAN MEDICAL CENTER | | | 3 | 100% | 3 |
| SOUTH COUNTY MENTAL HEALTH CENTER INC | | | 3 | 100% | 3 |
| NEWCARE PRIMARY MEDICINE | | | 3 | 100% | 3 |
| RENE F CEDENO DMD PA | | 3 | | | 3 |
| C19 LABS | | | 3 | 100% | 3 |

COVID-19: testing by laboratory

Data through May 7, 2021 verified as of May 8, 2021 at 09:25 AM

Data in this report are provisional and subject to change.

The numbers in the table below represent the number of Florida and non-Florida residents for whom test results were received by the Department of Health. A person can be tested by more than one laboratory and can have both positive and negative results. **Therefore, the sum of the numbers in each column will be larger than the total number of people tested.**

| Reporting lab | Inconclusive | Negative | Positive | Percent positive | Total |
|--|--------------|----------|----------|------------------|-------|
| MINUTECLINIC DIAGNOSTIC PA #3344 | | 3 | | | 3 |
| Medilodge of Monroe | | 3 | | | 3 |
| FAMILY FIRST PEDIATRICS | | | 3 | 100% | 3 |
| MEDEXPRESS URGENT CARE - JEANNETTE | | 3 | | | 3 |
| VELOCITY URGENT CARE | | | 3 | 100% | 3 |
| MEDEXPRESS URGENT CARE - TOPEKA, SW WANAMAKER RD | | 3 | | | 3 |
| SCRIPPS CLINIC MEDICAL | | | 3 | 100% | 3 |
| OCEAN PEDIATRIC CARE | | | 3 | 100% | 3 |
| ADVANCE FAMILY PRACTICE LLC | | | 3 | 100% | 3 |
| IP BOISE 1 | | 2 | 1 | 33% | 3 |
| PROPATH | | | 3 | 100% | 3 |
| BOONES CREEK URGENT CARE | | 1 | 2 | 67% | 3 |
| COOPER UNIVERSITY HOSPITAL LABORATORY | | 2 | 1 | 33% | 3 |
| JERSEY IRISH MEDICAL | | 3 | | | 3 |
| CARESPOT-WELLINGTON | | | 3 | 100% | 3 |
| SENTARA NORFOLK GENERAL HOSPITAL CENTRAL LAB | | | 3 | 100% | 3 |
| CVS IL3163POCT OAK PARK | | 3 | | | 3 |
| CVS CA9485POCT MISSION VIEJO | | 3 | | | 3 |
| TRUE HEALTH - LAKE UNDERHILL | | 3 | | | 3 |
| SIGNATURE CARE PFLUGERVILLE | | | 3 | 100% | 3 |
| MEDEXPRESS URGENT CARE, EDWARDSVILLE | | 3 | | | 3 |
| CENTRAL FL INTERNAL MEDICINE ASSOCIATES LLC | | 3 | | | 3 |
| TAMPA | | 1 | 2 | 67% | 3 |
| COOSA VALLEY HEALTHCARE CENTER LLC | | 3 | | | 3 |
| ACL LABORATORIES INDUSTRIAL TOXICOLOGY | | | 3 | 100% | 3 |
| MONTANA PUBLIC HEALTH LAB | | | 3 | 100% | 3 |
| BROOME COUNTY HEALTH DEPARTMENT | | 2 | 1 | 33% | 3 |
| BE WELL PHARMACY | | 3 | | | 3 |
| SERENADES BY SONATA | | 1 | 2 | 67% | 3 |
| MEDEXPRESS - WILMINGTON KIRKWOOD HIGHWAY | | 2 | 1 | 33% | 3 |
| CVS TX7156POCT RICHARDSON | | 3 | | | 3 |
| PIEDMONT MOUNTAINSIDE HOSPITAL LAB - E | | 3 | | | 3 |
| PRIMARY CARE CENTER OF LAKE CITY, THE | | | 3 | 100% | 3 |
| MED FUSION | | | 3 | 100% | 3 |
| MINUTECLINIC DIAG OF IND, LLC #5369 | | 2 | 1 | 33% | 3 |
| SAVANNAH COVE | | 3 | | | 3 |
| VA West Los Angeles Medical Center | | 3 | | | 3 |
| HOLY CITY MED URGENT CARE | | | 3 | 100% | 3 |
| MEDSTAR URGENT CARE, LLC | | | 3 | 100% | 3 |
| UNIVERSITY URGENT CARE | | | 3 | 100% | 3 |
| CVS IL8753POCT CHICAGO | | 3 | | | 3 |
| LAURELLWOOD NURSING CENTER | | 1 | 2 | 67% | 3 |
| RIGHT AT HOME | | | 3 | 100% | 3 |
| LEXINGTON MEDICAL CENTER | | 1 | 2 | 67% | 3 |
| HARBORCHASE OF STUART | | | 3 | 100% | 3 |
| Kroger 387 - The Little Clinic Hubbards Lane | | 3 | | | 3 |

COVID-19: testing by laboratory

Data through May 7, 2021 verified as of May 8, 2021 at 09:25 AM

Data in this report are provisional and subject to change.

The numbers in the table below represent the number of Florida and non-Florida residents for whom test results were received by the Department of Health. A person can be tested by more than one laboratory and can have both positive and negative results. **Therefore, the sum of the numbers in each column will be larger than the total number of people tested.**

| Reporting lab | Inconclusive | Negative | Positive | Percent positive | Total |
|---|--------------|----------|----------|------------------|-------|
| CVS CA8872POCT ALISO VIEJO | | 3 | | | 3 |
| CVS OH4359POCT HUDSON | | 3 | | | 3 |
| SCHIFF CENTER FOR LIVER DISEASES | | 1 | 2 | 67% | 3 |
| MEDEXPRESS URGENT CARE GREENSBURG | | 2 | 1 | 33% | 3 |
| Kroger 768 - The Little Clinic Leestown Rd | | 2 | 1 | 33% | 3 |
| WALGREENS #01456 | | 3 | | | 3 |
| CVS TX19POCT SPRING | | 3 | | | 3 |
| SOUTHCARE PHARMACY INC | | 1 | 2 | 67% | 3 |
| EMORY CRAWFORD LONG HOSPITAL | | | 3 | 100% | 3 |
| GRASSY SPRAIN PHARMACY INC | | 3 | | | 3 |
| KISSIMMEE URGENT CARE | | 3 | | | 3 |
| Cleveland Clinic Weston | | | 3 | 100% | 3 |
| CDK LIBERTY ENTERPRISES, LLC | | 3 | | | 3 |
| CORMEUM LAB SERVICES, LLC | | | 3 | 100% | 3 |
| CENTURY LINK SPORTS COMPLEX | | | 3 | 100% | 3 |
| ONE MEDICAL GROUP | | 1 | 2 | 67% | 3 |
| US SPECIALTY LABS | | | 3 | 100% | 3 |
| ONslow MEMORIAL HOSPITAL LABORATORY | | 3 | | | 3 |
| CERTIVIA LABORATORIES | | | 3 | 100% | 3 |
| GULF COAST IMMEDIATE CARE CENTER | | 1 | 2 | 67% | 3 |
| 320 S TRANSIT ST | | 3 | | | 3 |
| TUFTS MEDICAL CENTER | | | 3 | 100% | 3 |
| HOUSTON METHODIST HOSPITAL | | | 3 | 100% | 3 |
| SAMARITAN PACIFIC COMMUNITIES HOSPITAL | | 2 | 1 | 33% | 3 |
| OHIO HEALTH DOCTORS HOSPITAL | | | 3 | 100% | 3 |
| DOCTORS CARE - AIKEN MALL | | | 3 | 100% | 3 |
| CVS IL8744POCT BROOKFIELD | | 3 | | | 3 |
| IOWA DEPARTMENT OF PUBLIC HEALTH | | | 3 | 100% | 3 |
| EMERALD PARK OF HOLLYWOOD | | | 3 | 100% | 3 |
| KIDSVILLE PEDIATRICS IV PA | | 1 | 2 | 67% | 3 |
| BAPTIST HEALTH SURGERY CENTER AT NORTHPOINT | | | 3 | 100% | 3 |
| BROOKDALE ALTAMONTE SPRINGS | | | 3 | 100% | 3 |
| B2 URGENT CARE | | 1 | 2 | 67% | 3 |
| PANCARE HEALTH - FRANKLIN CO | | | 3 | 100% | 3 |
| BOSTON MEDICAL CENTER | | | 3 | 100% | 3 |
| EVENING PEDIATRICS INC | | 1 | 2 | 67% | 3 |
| CLARA MAASS TRANSITIONAL CARE UNIT | | 3 | | | 3 |
| ADVANCED MEDICAL RESEARCH CENTER LLC | | | 3 | 100% | 3 |
| SUPER HEALTH PHARMACY LLC | | 3 | | | 3 |
| MEDEXPRESS URGENT CARE - TOTOWA | | 3 | | | 3 |
| NORTH BROWARD HOSPITAL DISTRICT HEALTHCARE FOR THE HOMELESS | | | 3 | 100% | 3 |
| MEDEXPRESS URGENT CARE, BELLE VERNON | | 3 | | | 3 |
| YOUR DOCTOR'S OFFICE | | 2 | 1 | 33% | 3 |
| DASCENA LAB | | | 3 | 100% | 3 |
| LEE MEMORIAL HOSPITAL BLOOD GAS LAB | | | 3 | 100% | 3 |
| MEDEXPRESS-HOUSTON EAST FWY | | 1 | 2 | 67% | 3 |

COVID-19: testing by laboratory

Data through May 7, 2021 verified as of May 8, 2021 at 09:25 AM

Data in this report are provisional and subject to change.

The numbers in the table below represent the number of Florida and non-Florida residents for whom test results were received by the Department of Health. A person can be tested by more than one laboratory and can have both positive and negative results. **Therefore, the sum of the numbers in each column will be larger than the total number of people tested.**

| Reporting lab | Inconclusive | Negative | Positive | Percent positive | Total |
|--|--------------|----------|----------|------------------|-------|
| Jewish Home of Rochester | | 3 | | | 3 |
| Greystone Health Care Center | | 3 | | | 3 |
| WYOMING DEPT OF HEALTH | | | 3 | 100% | 3 |
| MEDICAL SERVICES OF AMERICA HOME HEALTH | | 3 | | | 3 |
| MEDFUSION | | 2 | 1 | 33% | 3 |
| GONZALEZ MD AND ASWAD MD HEALTH SERVICES | | | 3 | 100% | 3 |
| MCGUFFEY HEALTH CARE CENTER INC | | 3 | | | 3 |
| BICKERTON, DAWN | | 3 | | | 3 |
| NEW YORK STATE DEPARTMENT OF HEALTH | | 1 | 2 | 67% | 3 |
| RICHMOND CITY DEPARTMENT OF PUBLIC HEALTH | | | 3 | 100% | 3 |
| SHANDS AT LAKE SHORE LAB | | 1 | 2 | 67% | 3 |
| FLORIDA MEDICAL ASSOCIATES | | 3 | | | 3 |
| ACCOMPLISHED HOME CARE | | 3 | | | 3 |
| PREMIER MEDICAL CLINIC | | 3 | | | 3 |
| CVS AZ7841POCT TUCSON | | 3 | | | 3 |
| DIGNITY HEALING LLC | | | 3 | 100% | 3 |
| HEALTH AND WELLNESS URGENT CARE LLC | | | 3 | 100% | 3 |
| NORTHWELL HEALTH | | | 3 | 100% | 3 |
| BROOKDALE SENIOR LIVING | | | 3 | 100% | 3 |
| TAMPA INTERNATIONAL AIRPORT | | | 3 | 100% | 3 |
| NORTHSIDE HOSPITAL D/B/A ARTHRITIS | | 3 | | | 3 |
| PENSACOLA MEDICAL CLINIC LLC | | | 3 | 100% | 3 |
| Huntington Health Care and Rehabilitation Center | | 3 | | | 3 |
| BAPTIST PRIMARY CARE, INC. | | 2 | 1 | 33% | 3 |
| Westside Terrace | | 3 | | | 3 |
| GREENTREE MEDICAL CENTER | | | 3 | 100% | 3 |
| FLAGLER FAMILY MEDICINE PA | | | 3 | 100% | 3 |
| Maryfield Inc. dba Pennybyrn | | 3 | | | 3 |
| ADVENTHEALTH IMAGING LAKE NONA | | 1 | 2 | 67% | 3 |
| LIFEGUARD AMBULANCE SERVICE LLC - BAY COUNTY | | | 3 | 100% | 3 |
| SOUTHERN SURGICAL ARTS | | 3 | | | 3 |
| NHC DICKSON | | 3 | | | 3 |
| GEISINGER COMMUNITY MEDICAL CENTER | | | 3 | 100% | 3 |
| PINELLAS CHD - CLEARWATER | | 2 | 1 | 33% | 3 |
| TARRANT COUNTY PUBLIC HEALTH | | 3 | | | 3 |
| MANATEE URGENT CARE LLC | | | 3 | 100% | 3 |
| PARKLAND HEALTH & HOSPITAL | | | 3 | 100% | 3 |
| CVS TX2876POCT PROSPER | | 3 | | | 3 |
| DOUGLASVILLE NURSING AND REHABILITATIO | | 3 | | | 3 |
| NORTHCREST MEDICAL CENTER | | 1 | 2 | 67% | 3 |
| NATIONAL JEWISH HEALTH | | | 3 | 100% | 3 |
| BOLING, STEPHANIE | | 3 | | | 3 |
| ALLIED PHYSICIANS GROUP PLLC | | 3 | | | 3 |
| CVS AZ1720POCT QUEEN CREEK | | 3 | | | 3 |
| HARDEN DIALYSIS | | 1 | 2 | 67% | 3 |
| MEDEXPRESS URGENT CARE - LINKHORNE | | 3 | | | 3 |

COVID-19: testing by laboratory

Data through May 7, 2021 verified as of May 8, 2021 at 09:25 AM

Data in this report are provisional and subject to change.

The numbers in the table below represent the number of Florida and non-Florida residents for whom test results were received by the Department of Health. A person can be tested by more than one laboratory and can have both positive and negative results. **Therefore, the sum of the numbers in each column will be larger than the total number of people tested.**

| Reporting lab | Inconclusive | Negative | Positive | Percent positive | Total |
|---|--------------|----------|----------|------------------|-------|
| Ocala Regional Kidney Center-West | | | 3 | 100% | 3 |
| Michael J Crescenz VA Outpatient Dialysis Center | | 3 | | | 3 |
| CARENOW-ATASCOCITA | | | 3 | 100% | 3 |
| Broadview Multi-Care Center | | 3 | | | 3 |
| MEDEXPRESS URGENT CARE-SALINA, S 9TH ST | | 3 | | | 3 |
| CAREHERE LLC | | | 3 | 100% | 3 |
| GINKGO-IXLAYER | | 3 | | | 3 |
| CORNERSTONE MEDICAL CARE OF BRANDON | | 2 | 1 | 33% | 3 |
| SOLERA SPECIALTY PHARMACY LLC | | 2 | 1 | 33% | 3 |
| ROYAL PALM RETIREMENT CENTRE | | 3 | | | 3 |
| MID-FLORIDA PATHOLOGY LLC - MOBILE UNIT # 3 | | 1 | 2 | 67% | 3 |
| NEBRASKA DEPARTMENT OF HEALTH AND HUMAN SERVICES | | | 3 | 100% | 3 |
| ST ANTHONY'S PINELLAS CARE CLINIC | | | 2 | 100% | 2 |
| First Care Living Center/Essentia Health | | | 2 | 100% | 2 |
| GUARDIAN HOME CARE OF CENTRAL GEORGIA | | 2 | | | 2 |
| ROYAL OAK MEDICAL CENTER LLC DBA CHARACTER FAMILY | | | 2 | 100% | 2 |
| PUBLIX PHARMACY #1048 | | 2 | | | 2 |
| SIOUX FALLS STORM | | 2 | | | 2 |
| Kroger 596 - The Little Clinic Brentwood | | 2 | | | 2 |
| VITAL CARE CLINIC, LLC | | | 2 | 100% | 2 |
| COVANCE | | | 2 | 100% | 2 |
| AGILE URGENT CARE | | | 2 | 100% | 2 |
| RAPID URGENT CARE - ALBANY | | | 2 | 100% | 2 |
| MIAMI DADE MEDICAL RESEARCH INSTITUTE | | | 2 | 100% | 2 |
| ALLSTATE HEALTH SERVICES, INC | | 2 | | | 2 |
| CVS MA2600POCT WEYMOUTH | | 1 | 1 | 50% | 2 |
| MAWD PATHOLOGY GROUP | | | 2 | 100% | 2 |
| Glenburn Home | | 2 | | | 2 |
| HERNANDO CHILDREN'S | | | 2 | 100% | 2 |
| Covington Care Nursing and Rehabilitation | | 2 | | | 2 |
| UWMC MONTLAKE DEPT OF LAB MED | | | 2 | 100% | 2 |
| Mountainview Nursing Home | | 2 | | | 2 |
| VENETIAN GARDENS | | 2 | | | 2 |
| NORTH DAKOTA VETERANS HOME | | 2 | | | 2 |
| EXCUSED ABSENCE PLLC | | 2 | | | 2 |
| UNITY LONGPOND | | 2 | | | 2 |
| WALGREENS NO 10512 | | 1 | 1 | 50% | 2 |
| GOLDSTEIN | | | 2 | 100% | 2 |
| BAPTIST HEALTH MEDICAL PLAZA | | | 2 | 100% | 2 |
| CROSSROADS | | | 2 | 100% | 2 |
| SCHEURER HOSPITAL | | 2 | | | 2 |
| HEALTH & REHAB CTR AT DOLPHINS VIEW, THE | | | 2 | 100% | 2 |
| NOSE AND SINUS INSTITUTE OF BOCA RATON | | 1 | 1 | 50% | 2 |
| DAYTON CHILDRENS HOSPITAL LAB | | | 2 | 100% | 2 |
| MEDEXPRESS URGENT CARE - LINCOLN | | 2 | | | 2 |
| REELFOOT FAMILY WALK IN CLINIC - TIPT | | 2 | | | 2 |

COVID-19: testing by laboratory

Data through May 7, 2021 verified as of May 8, 2021 at 09:25 AM

Data in this report are provisional and subject to change.

The numbers in the table below represent the number of Florida and non-Florida residents for whom test results were received by the Department of Health. A person can be tested by more than one laboratory and can have both positive and negative results. **Therefore, the sum of the numbers in each column will be larger than the total number of people tested.**

| Reporting lab | Inconclusive | Negative | Positive | Percent positive | Total |
|---|--------------|----------|----------|------------------|-------|
| MEDEXPRESS URGENT CARE - BROOKHAVEN | | 2 | | | 2 |
| PEACE RIVER MEDICAL CENTER | | 2 | | | 2 |
| JRS LABORATORY | | | 2 | 100% | 2 |
| REHOBOTH MCKINLEY CHRISTIAN HOSPITAL | | 2 | | | 2 |
| SUMMIT CLINICAL LABORATORIES LLC | | | 2 | 100% | 2 |
| C A R E S OXFORD | | 1 | 1 | 50% | 2 |
| PALOS COMMUNITY HOSPITAL LABORATORY | | | 2 | 100% | 2 |
| CITRUS PARK | | | 2 | 100% | 2 |
| LEHIGH MEDICAL AND RESEARCH CENTER, INC | | | 2 | 100% | 2 |
| CVS IN8639POCT TERRE HAUTE | | 2 | | | 2 |
| DALLAS MEDICAL CENTER | | | 2 | 100% | 2 |
| Southern Pines Healthcare Center | | 1 | 1 | 50% | 2 |
| CVS NJ2369POCT JACKSON | | 2 | | | 2 |
| CHARLOTTE COUNTY HEALTH DEPARTMENT | | | 2 | 100% | 2 |
| CENTRAL FLORIDA FAMILY HEALTH CENTER | | 2 | | | 2 |
| AMEDISYS HOME HEALTH OF GREENVILLE | | | 2 | 100% | 2 |
| CLEMENT J ZABLOCKI VAMC | | 2 | | | 2 |
| ONslow COUNTY HEALTH DEPARTMENT | | | 2 | 100% | 2 |
| Kroger 519 - The Little Clinic Georgesville Square | | 2 | | | 2 |
| CVS CA9751POCT AGOURA | | 2 | | | 2 |
| ROCKWALL URGENT CARE | | | 2 | 100% | 2 |
| GOLISANO PEDIATRICS PORT CHARLOTTE HARBOR | | 2 | | | 2 |
| ACN PHYSICIANS GROUP CORP | | | 2 | 100% | 2 |
| IMA MEDICAL CENTER OF WEST TAMPA | | 1 | 1 | 50% | 2 |
| CHESTERFIELD HEALTHCARE GROUP, INC | | 2 | | | 2 |
| ADVENTHEALTH IMAGING PARTIN SETTLEMENT | | | 2 | 100% | 2 |
| WISCONSIN STATE LABORATORY OF HYGIENE | | 1 | 1 | 50% | 2 |
| Luther Acres Manor | | 2 | | | 2 |
| PRECISION CLINICAL RESEARCH | | | 2 | 100% | 2 |
| WELL-KEY URGENT CARE SEVIERVILLE | | | 2 | 100% | 2 |
| ASSOCIATES IN INTERNAL MEDICINE PA | | | 2 | 100% | 2 |
| Walgreens #7156 | | | 2 | 100% | 2 |
| PruittHealth Lakehaven | | 2 | | | 2 |
| Fairhaven Retirement Community | | 2 | | | 2 |
| MANSFIELD MEDICAL LODGE | | | 2 | 100% | 2 |
| Walgreens #5065 | | 2 | | | 2 |
| MEDICAL ASSOCIATES OF BREVARD LLC | | 1 | 1 | 50% | 2 |
| KETTERING MEDICAL CENTER | | | 2 | 100% | 2 |
| MEASE MANOR MEMORY CARE | | 2 | | | 2 |
| TMH PHYSICIAN PARTNERS PERRY | | 2 | | | 2 |
| FORT MYERS NORTH DIALYSIS | | 1 | 1 | 50% | 2 |
| NORTHEAST FLORIDA HEALTH SERVICES, INC DBA FAMILY HEALTH SOURCE | | | 2 | 100% | 2 |
| VISITING PHYSICIANS OF THE TREASURE COAST LLC | | | 2 | 100% | 2 |
| Highland Rehabilitation and Nursing Center | | 2 | | | 2 |
| OSF SAINT FRANCIS MEDICAL CENTER | | | 2 | 100% | 2 |
| ST. ELIZABETH HEALTHCARE | | | 2 | 100% | 2 |

COVID-19: testing by laboratory

Data through May 7, 2021 verified as of May 8, 2021 at 09:25 AM

Data in this report are provisional and subject to change.

The numbers in the table below represent the number of Florida and non-Florida residents for whom test results were received by the Department of Health. A person can be tested by more than one laboratory and can have both positive and negative results. **Therefore, the sum of the numbers in each column will be larger than the total number of people tested.**

| Reporting lab | Inconclusive | Negative | Positive | Percent positive | Total |
|--|--------------|----------|----------|------------------|-------|
| HERITAGE VILLAGE REHAB & SKILLED NURSI | | 2 | | | 2 |
| PROSPECT URGENT CARE | | | 2 | 100% | 2 |
| ST ANTHONY COMMUNITY HOSPITAL LAB | | 1 | 1 | 50% | 2 |
| CVS CT692POCT NORTH HAVEN | | 2 | | | 2 |
| PRIMACARE MEDICAL LAKEWOOD | | | 2 | 100% | 2 |
| SALEM VAMC | | 2 | | | 2 |
| DESERT HOSPITAL/CPHU CLINICAL LABORATORY | | | 2 | 100% | 2 |
| RMC BROOKHOLLOW MED AESTHETICS INC | | 2 | | | 2 |
| OAKBRIDGE TERRACE AT SAE | | | 2 | 100% | 2 |
| Kroger 686 - The Little Clinic Farragut | | 2 | | | 2 |
| ROUTE 16 PHARMACY LLC DBA HOLLAND PHAR | | 2 | | | 2 |
| Delaware Court Healthcare Center | | 2 | | | 2 |
| APPLING NURSING & REHABILITATION PAVIL | | 2 | | | 2 |
| MEDEXPRESS URGENT CARE - NUTLEY | | 2 | | | 2 |
| ALABAMA REFERENCE LAB | | | 2 | 100% | 2 |
| SAWGRASS PEDIATRIC PARTNERS LLC | | | 2 | 100% | 2 |
| PULMONARY MEDICINE | | 2 | | | 2 |
| PIEDMONT MOUNTAINSIDE HOSPITAL LABORAT | | 2 | | | 2 |
| THE HOSPITAL OF PROVIDENCE EMERGENCY ROOM | | | 2 | 100% | 2 |
| ONTARIO COUNTY PUBLIC HEALTH | | 2 | | | 2 |
| ARLINGTON DIALYSIS CENTER LLC | | 2 | | | 2 |
| MEDEXPRESS URGENT CARE - SPRINGDALE, S 40TH STREET | | 2 | | | 2 |
| Tuscola County Medical Care Community | | 2 | | | 2 |
| CVS NV5942POCT LAS VEGAS | | 2 | | | 2 |
| MIDLAND MEMORIAL HOSPITAL | | | 2 | 100% | 2 |
| JENNIE STUART MEDICAL CENTER | | | 2 | 100% | 2 |
| JUST BELIEVE RECOVERY CENTER | | | 2 | 100% | 2 |
| HEALTH NETWORK | | | 2 | 100% | 2 |
| PM PEDIATRICS OF BAYSIDE PLLC - BELLER | | 2 | | | 2 |
| MEDEXPRESS URGENT CARE, MOSSIDE | | 2 | | | 2 |
| GOOD PEDIATRICS | | | 2 | 100% | 2 |
| SPARTANBURG REGIONAL MEDICAL CENTER | | | 2 | 100% | 2 |
| STOP URGENT CARE | | | 2 | 100% | 2 |
| JACKSON LABORATORY OF GENOMIC MEDICINE | | 2 | | | 2 |
| MEMORIAL HOSPITAL WEST | | | 2 | 100% | 2 |
| WEAKLEY COUNTY REHAB AND NURSING CENTER | | 2 | | | 2 |
| RIVER CITY MEDICAL ASSOCIATES, INC | | | 2 | 100% | 2 |
| VALLEY BAPTIST MEDICAL CENTER: BROWNSVILLE | | | 2 | 100% | 2 |
| Winer Haven Health and Rehabilitation Center | | 2 | | | 2 |
| BAPTIST HEALTH LEXINGTON | | | 2 | 100% | 2 |
| Q ALL CARE MEDICAL PC | | 2 | | | 2 |
| Robert J Dole VAMC | | 2 | | | 2 |
| BELLIN HOSPITAL | | | 2 | 100% | 2 |
| ORCHARD LABORATORIES | | | 2 | 100% | 2 |
| STUART SURGERY CENTER, LLC | | | 2 | 100% | 2 |
| FLORIDA SPINE AND PAIN SPECIALISTS | | 2 | | | 2 |

COVID-19: testing by laboratory

Data through May 7, 2021 verified as of May 8, 2021 at 09:25 AM

Data in this report are provisional and subject to change.

The numbers in the table below represent the number of Florida and non-Florida residents for whom test results were received by the Department of Health. A person can be tested by more than one laboratory and can have both positive and negative results. **Therefore, the sum of the numbers in each column will be larger than the total number of people tested.**

| Reporting lab | Inconclusive | Negative | Positive | Percent positive | Total |
|---|--------------|----------|----------|------------------|-------|
| SWIFT CREEK HEALTH CENTER AT THE TEMPL | | 2 | | | 2 |
| NOVA SOUTHEASTERN UNIVERSITY - STUDENT MEDICAL CTR | | | 2 | 100% | 2 |
| Piney Grove Nursing and Rehabilitation Center | | 2 | | | 2 |
| METHODIST HEALTHCARE - MEMPHIS HOSP | | 2 | | | 2 |
| FKC AMELIA ISLAND DIALYSIS | | | 2 | 100% | 2 |
| FLAGLER PROFESSIONAL HEALTH CAE SERVICES INC | | 2 | | | 2 |
| Kroger 619 - The Little Clinic Hendersonville Indian Lake | | 2 | | | 2 |
| WALGREENS #13605 | | 2 | | | 2 |
| ST. VINCENT HOSPITAL | | | 2 | 100% | 2 |
| FAST TEST NOW | | 2 | | | 2 |
| CareATC - Enovation Controls | | | 2 | 100% | 2 |
| PORTAGE MEDICAL CENTER | | | 2 | 100% | 2 |
| MARTINSBURG VAMC | | 2 | | | 2 |
| MILLERSVILLE UNIVERSITY HEALTH SERVICE | | 2 | | | 2 |
| University Center East | | | 2 | 100% | 2 |
| ROBERTS WESLEYAN COLLEGE HEALTH CENTE | | 2 | | | 2 |
| PPD CLINICAL RESEARCH UNIT | | | 2 | 100% | 2 |
| ASANTE ROGUE REGIONAL MEDICAL CENTER L | | 2 | | | 2 |
| TALLAHASSEE MEMORIAL HEALTHCARE FAMILY MED RESIDENCY | | | 2 | 100% | 2 |
| NEW BRIDGE MEDICAL CENTER | | 2 | | | 2 |
| HUMILITY OF MARY HEALTH PARTNERS | | | 2 | 100% | 2 |
| Walgreens #9278 | | 2 | | | 2 |
| GENETIC ASSAYS INC | | | 2 | 100% | 2 |
| MILFORD REGIONAL HOSPITAL | | | 2 | 100% | 2 |
| URGENT CARE AND SURGERY CENTER | | | 2 | 100% | 2 |
| GREEN BAY BLIZZARD OFFICE | | 2 | | | 2 |
| ManorCare Health Services Peters Township | | 2 | | | 2 |
| WyndRidge Health & Rehabilitation | | 2 | | | 2 |
| Lenawee Medical Care Facility | | 2 | | | 2 |
| IRA FIALKO DO | | | 2 | 100% | 2 |
| ACCELERATED URGENT CARE | | 2 | | | 2 |
| MOUNT SINAI MEDICAL CENTER HIALEAH | | | 2 | 100% | 2 |
| LAREDO EMERGENCY ROOM | | | 2 | 100% | 2 |
| STUDENT HEALTH SERVICES | | | 2 | 100% | 2 |
| KANSAS CITY VA MEDICAL CENTER | | | 2 | 100% | 2 |
| VA Central California HCS | | 2 | | | 2 |
| AMERICAN RESEARCH CENTERS OF FLORIDA | | | 2 | 100% | 2 |
| NORTON IMMEDIATE CARE CENTER - PRESTON | | | 2 | 100% | 2 |
| ORLANDO LUTHERAN TOWERS | | 1 | 1 | 50% | 2 |
| TMH EC NORTHEAST LABORATORY | | | 2 | 100% | 2 |
| PRIMARY CARE SERVICES AT EDGEWATER | | 2 | | | 2 |
| QUALITY URGENT CARE CENTER | | 1 | 1 | 50% | 2 |
| Green Mountain Nursing and Rehabilitation | | 2 | | | 2 |
| LAWRENCE GENERAL HOSPITAL | | | 2 | 100% | 2 |
| UHEALTH CARDIOLOGY | | | 2 | 100% | 2 |
| NEVADA DEPARTMENT OF HEALTH AND HUMAN SERVICES | | | 2 | 100% | 2 |

COVID-19: testing by laboratory

Data through May 7, 2021 verified as of May 8, 2021 at 09:25 AM

Data in this report are provisional and subject to change.

The numbers in the table below represent the number of Florida and non-Florida residents for whom test results were received by the Department of Health. A person can be tested by more than one laboratory and can have both positive and negative results. **Therefore, the sum of the numbers in each column will be larger than the total number of people tested.**

| Reporting lab | Inconclusive | Negative | Positive | Percent positive | Total |
|--|--------------|----------|----------|------------------|-------|
| AMERICAN MEDICAL LABORATORIES | | | 2 | 100% | 2 |
| MEDAILLE COLLEGE WELLNESS CENTER | | 2 | | | 2 |
| BAYFRONT CARDIOVASCULAR ASSOCIATES | | 1 | 1 | 50% | 2 |
| DELAWARE DIVISION OF PUBLIC HEALTH | | | 2 | 100% | 2 |
| UNITED PHYSICIAN GROUP FAMILY MEDICINE OF HAMPTON | | 2 | | | 2 |
| ELMHURST MEMORIAL HOSPITAL | | | 2 | 100% | 2 |
| FL DEPT OF HEALTH MARION COUNTY MOBILE HEALTH UNIT | | | 2 | 100% | 2 |
| MOBILE HEALTH LABS LLC | | | 2 | 100% | 2 |
| Henry County Health and Rehabilitation | | 2 | | | 2 |
| BOYKIN | | 2 | | | 2 |
| CARELINE PHARMACY AND HEALTHCARE SERVICES | | 1 | 1 | 50% | 2 |
| CHOTA COMMUNITY HEALTH SERVICES | | 1 | 1 | 50% | 2 |
| BRADENTON DIALYSIS | | | 2 | 100% | 2 |
| OELWEIN HEALTH CARE CENTER | | 2 | | | 2 |
| VOLUNTEERS OF AMERICA OF FLORIDA | | | 2 | 100% | 2 |
| PRECISION DIAGNOSTIC INC | | 2 | | | 2 |
| CORNELIA REDDY URGENT CARE | | 2 | | | 2 |
| TEXAS HEALTH CARE | | | 2 | 100% | 2 |
| BAYLOR COLLEGE OF MEDICINE | | | 2 | 100% | 2 |
| CVS IN6559POCT AVON | | 2 | | | 2 |
| ORLANDO DIALYSIS | | 1 | 1 | 50% | 2 |
| TRINITAS REGIONAL MEDICAL CENTER | | 1 | 1 | 50% | 2 |
| LAKE SUCCESS EXTENDED CARE | | 2 | | | 2 |
| FASTCARE LLC | | | 2 | 100% | 2 |
| UNIVERSITY MEDICAL CENTER OF SOUTHERN NEVADA (UMCSN) | | | 2 | 100% | 2 |
| CITRUS DERMATOLOGY | | | 2 | 100% | 2 |
| GULF COAST MEDICAL CENTER RESPIRATORY CARE | | | 2 | 100% | 2 |
| EASTLAKE MEDICAL CENTER | | 2 | | | 2 |
| Bethel Lutheran Home | | 2 | | | 2 |
| St. Luke's Care Center | | 2 | | | 2 |
| BLOSSOMS ASSISTED LIVING 1 LLC | | | 2 | 100% | 2 |
| MINUTECLINIC DIAGNOSTIC, PA #10252 | | 2 | | | 2 |
| CHRISTUS SPOHN HOSPITAL | | | 2 | 100% | 2 |
| AEGIS MEDICAL GROUP LLC | | | 2 | 100% | 2 |
| EXPRESS CARE WALK-IN CLINIC | | | 2 | 100% | 2 |
| UMHC HOLLYWOOD LABORATORY | | | 2 | 100% | 2 |
| WE CARE HOME HEALTH SOLUTIONS LLC | | | 2 | 100% | 2 |
| GSM OCED Subsection | | | 2 | 100% | 2 |
| MEDEXPRESS URGENT CARE - RUSSELLVILLE, W MAIN ST | | 2 | | | 2 |
| Kroger 407 - The Little Clinic Lexington | | 1 | 1 | 50% | 2 |
| MISSION HOSPITAL REGIONAL MEDICAL CENTER | | | 2 | 100% | 2 |
| MEDEXPRESS URGENT CARE - CONWAY | | 2 | | | 2 |
| PHYSICIANS ASSOCIATES PA | | | 2 | 100% | 2 |
| AMERICAN MOLECULAR LABORATORIES | | | 2 | 100% | 2 |
| PEDIATRIC HEALTH CARE | | 1 | 1 | 50% | 2 |
| Walgreens #9890 | | 2 | | | 2 |

COVID-19: testing by laboratory

Data through May 7, 2021 verified as of May 8, 2021 at 09:25 AM

Data in this report are provisional and subject to change.

The numbers in the table below represent the number of Florida and non-Florida residents for whom test results were received by the Department of Health. A person can be tested by more than one laboratory and can have both positive and negative results. **Therefore, the sum of the numbers in each column will be larger than the total number of people tested.**

| Reporting lab | Inconclusive | Negative | Positive | Percent positive | Total |
|--|--------------|----------|----------|------------------|-------|
| CONCENTRA - PLANT CITY | | 2 | | | 2 |
| CVS OH4327POCT PAINESVILLE | | 2 | | | 2 |
| CVS AZ9273POCT TUCSON | | | 2 | 100% | 2 |
| Fairview | | 1 | 1 | 50% | 2 |
| CALIFORNIA DEPARTMENT OF PUBLIC HEALTH BRANCH LABORATORY | | | 2 | 100% | 2 |
| SHEPHERD CENTER CLINICAL LABORATORY | | 2 | | | 2 |
| Guilford Health Care Center | | 2 | | | 2 |
| ABSOLUTE CAREGIVERS HOME HEALTH AGENCY INC | | | 2 | 100% | 2 |
| Kroger 096 - The Little Clinic Orchard and Holly | | 2 | | | 2 |
| Edinboro Manor | | 2 | | | 2 |
| Kroger 409 - The Little Clinic Hebron Marketplace | | 1 | 1 | 50% | 2 |
| PHYSICIANS LABORATORY SERVICES | | | 2 | 100% | 2 |
| NORTHSIDE FAMILY MEDICINE AND URGENT CARE (CUMMING) | | 2 | | | 2 |
| Buena Vista Care Center | | 2 | | | 2 |
| BETHESDA HOSPITAL | | | 2 | 100% | 2 |
| Smoky Mountain Nursing and Rehabilitation Center | | 2 | | | 2 |
| FALMOUTH HOSPITAL | | 1 | 1 | 50% | 2 |
| PTC LABORATORIES | | | 2 | 100% | 2 |
| LAKEVIEW HEALTH CARE SYSTEM LLC | | | 2 | 100% | 2 |
| MERCY CONVENIENT CARE | | | 2 | 100% | 2 |
| Alden Des Plaines | | | 2 | 100% | 2 |
| DEPT OF HEALTH | | | 2 | 100% | 2 |
| DAVENPORT PEDIATRICS CLERMONT | | | 2 | 100% | 2 |
| CHAPPEL GROUP RESEARCH, THE | | 2 | | | 2 |
| INTEGRATED REGIONAL LABS | | | 2 | 100% | 2 |
| WARE EXPRESS CARE | | | 2 | 100% | 2 |
| HENRY FORD WEST BLOOMFIELD HOSPITAL | | | 2 | 100% | 2 |
| PEACEHEALTH CENTRAL | | 2 | | | 2 |
| LARKIN COMMUNITY HOSPITAL PALM SPRINGS CAMPUS | | 1 | 1 | 50% | 2 |
| CLINIC OF PLANT CITY, THE | | 2 | | | 2 |
| DUBOIS CONTINUUM OF CARE COMMUNITY INC | | 2 | | | 2 |
| FLORIDA KEYS PED & ADOLES CTR | | | 2 | 100% | 2 |
| GOSHEN HOSPITAL | | | 2 | 100% | 2 |
| Kroger 647 - The Little Clinic Newnan Crossings | | 1 | 1 | 50% | 2 |
| UNIVERSITY OF MARYLAND PATHOLOGY ASSOCIATES | | | 2 | 100% | 2 |
| TULANE MEDICAL CENTER | | | 2 | 100% | 2 |
| RIVIERA BEACH INTEGRATED CARE INC | | | 2 | 100% | 2 |
| PUBLIX PHARMACY #1387 | | 2 | | | 2 |
| MINUTECLINIC MINUTECLINIC #4978 | | 1 | 1 | 50% | 2 |
| Jersey City Medical Center | | 2 | | | 2 |
| CIRRUS DX | | | 2 | 100% | 2 |
| MEDEXPRESS URGENT CARE - OMAHA N 72 ST | | 2 | | | 2 |
| DALLAS BAPTIST UNIVERSITY - HEALTH SERVICES | | | 2 | 100% | 2 |
| SOUTH TAMPA AFTER HOURS CLINIC | | | 2 | 100% | 2 |
| CQUENTIA NGS, LLC | | | 2 | 100% | 2 |
| CHILDREN'S MEDICAL CENTER-EAST ORLANDO | | | 2 | 100% | 2 |

COVID-19: testing by laboratory

Data through May 7, 2021 verified as of May 8, 2021 at 09:25 AM

Data in this report are provisional and subject to change.

The numbers in the table below represent the number of Florida and non-Florida residents for whom test results were received by the Department of Health. A person can be tested by more than one laboratory and can have both positive and negative results. **Therefore, the sum of the numbers in each column will be larger than the total number of people tested.**

| Reporting lab | Inconclusive | Negative | Positive | Percent positive | Total |
|--|--------------|----------|----------|------------------|-------|
| SOWAL HEALTH & DRUG | | | 2 | 100% | 2 |
| Manorcare Health Services West Reading North | | 2 | | | 2 |
| HANOVER ENDOSCOPY CENTER | | 2 | | | 2 |
| SHANDS JACKSONVILLE CLINICAL CENTER | | 1 | 1 | 50% | 2 |
| ADVENTHEALTH CENTRA CARE POINCIANA | | | 2 | 100% | 2 |
| Robert Cranfield | | | 2 | 100% | 2 |
| TWELVE OAKS RECOVERY CENTER | | | 2 | 100% | 2 |
| Absolut Care at Three Rivers | | 2 | | | 2 |
| HIGHLAND PARK LAKEWOOD PRESTON HOLLOW | | | 2 | 100% | 2 |
| Beth Shalom Home of Eastern Virginia | | 1 | 1 | 50% | 2 |
| DOCTOR'S IN-HOUSE LAB/COMMUNITY HEALTH CENTERS OF PINELLAS - JOHNNIE R | | | 2 | 100% | 2 |
| SUMMERFIELD RETIREMENT LIVING, INC | | | 2 | 100% | 2 |
| MI Nursing Restorative Center | | 2 | | | 2 |
| PM PEDIATRICS OF SELDEN, PLLC | | 2 | | | 2 |
| ABRAKIDABRA PEDIATRIC CLINIC LLC | | | 2 | 100% | 2 |
| ARCPPOINTLABS OF VIRGINIA BEACH | | 1 | 1 | 50% | 2 |
| MOUNT SINAI MEDICAL CENTER OF FLORIDA, INC | | | 2 | 100% | 2 |
| MANISTEE COUNTY MEDICAL CARE FACILITY | | 2 | | | 2 |
| BAYCARE LABORATORIES | | | 2 | 100% | 2 |
| Stillwater Healthcare | | 2 | | | 2 |
| MERCY MEDICAL CENTER INC | | 1 | 1 | 50% | 2 |
| Kroger 356 - The Little Clinic Middletown | | 2 | | | 2 |
| GET WELL EXPRESS URGENT CARE & WALK-IN CLINIC | | | 2 | 100% | 2 |
| ADVANCED MEDICAL CARE | | | 2 | 100% | 2 |
| MEDEXPRESS URGENT CARE - WICHITA, N MAIZE RD | | 1 | 1 | 50% | 2 |
| BEREA URGENT CARE | | | 2 | 100% | 2 |
| WHITESANDS OUTPATIENT TREATMENT | | 2 | | | 2 |
| INN AT LAPOSADA,THE | | | 2 | 100% | 2 |
| CALIFORNIA DIVISION OF COMMUNICABLE DISEASE CONTROL | | | 2 | 100% | 2 |
| OAKMONT EAST- GREENVILLE SC, LLC | | 2 | | | 2 |
| VALUE DRUGS GREENLAWN INC | | 2 | | | 2 |
| NLC LABS | | | 2 | 100% | 2 |
| MANASOTA PEDIATRICS | | | 2 | 100% | 2 |
| Kroger 687 - The Little Clinic Sugar Hill | | 1 | 1 | 50% | 2 |
| KJ MEDICAL PRACTICE PC | | 2 | | | 2 |
| HARTFORD HEALTH CARE & REHABILITATION | | | 2 | 100% | 2 |
| TSALI CARE CENTER | | 2 | | | 2 |
| BOND COMMUNITY HEALTH CENTER | | | 2 | 100% | 2 |
| PUBLIX PHARMACY #1092 | | 2 | | | 2 |
| MEMORIAL HOSPITAL OF SOUTH BEND | | | 2 | 100% | 2 |
| LIFETIME FAMILY URGENT CARE | | | 2 | 100% | 2 |
| ABSOLUTE QUICK CARE | | 1 | 1 | 50% | 2 |
| OUR LADY OF THE LAKE REGIONAL MEDICAL CENTER | | | 2 | 100% | 2 |
| NORTH SHORE MEDICAL CENTER - SALEM HOSPITAL | | | 2 | 100% | 2 |
| Warren Center for Rehabilitation and Nursing | | 2 | | | 2 |
| MEDEXPRESS URGENT CARE - LINCOLN VILLA | | 2 | | | 2 |

COVID-19: testing by laboratory

Data through May 7, 2021 verified as of May 8, 2021 at 09:25 AM

Data in this report are provisional and subject to change.

The numbers in the table below represent the number of Florida and non-Florida residents for whom test results were received by the Department of Health. A person can be tested by more than one laboratory and can have both positive and negative results. **Therefore, the sum of the numbers in each column will be larger than the total number of people tested.**

| Reporting lab | Inconclusive | Negative | Positive | Percent positive | Total |
|---|--------------|----------|----------|------------------|-------|
| STARR CITY OF ROMA COMMUNITY CENTER | | | 2 | 100% | 2 |
| UPS | | | 2 | 100% | 2 |
| BIRMINGHAM INTERNAL MEDICINE ASSOCIATE | | 1 | 1 | 50% | 2 |
| CVS TX7603POCT SAGINAW | | 2 | | | 2 |
| Kroger 777 - The Little Clinic Shelbyville | | 1 | 1 | 50% | 2 |
| VALUE DRUGS BRONXVILLE INC | | 2 | | | 2 |
| CVS M05724POCT KANSAS CITY | | 2 | | | 2 |
| BROOKSVILLE DIALYSIS | | | 2 | 100% | 2 |
| The Friendly Home | | 2 | | | 2 |
| MEMORIAL HOSPITAL OF CARBONDALE | | | 2 | 100% | 2 |
| SHELL POINT HOME HEALTH | | | 2 | 100% | 2 |
| REDMOND REGIONAL MEDICAL CENTER | | 1 | 1 | 50% | 2 |
| Crest Manor Living and Rehabilitation | | 2 | | | 2 |
| VA CBOC | | | 2 | 100% | 2 |
| BENEVA LAKES ASSISTED LIVING CENTER | | | 2 | 100% | 2 |
| RAPID MD | | | 2 | 100% | 2 |
| KIVA AT MOUNT DORA | | | 2 | 100% | 2 |
| ELITE MEDICAL LABORATORY SOLUTIONS LLC | | | 2 | 100% | 2 |
| IMMEDIATE CARE MEDICAL CENTER | | | 2 | 100% | 2 |
| NATIONWIDE LABORATORY SERVICES | | 1 | 1 | 50% | 2 |
| FLORIDA PRIMARY CARE CENTER PA | | 2 | | | 2 |
| FHPG SURGICAL ASSOCIATES OF EAST PASCO | | | 2 | 100% | 2 |
| MEDEXPRESS URGENT CARE - LODI | | 2 | | | 2 |
| MADISON HOSPITAL LABORATORY | | | 2 | 100% | 2 |
| CLARKSVILLE HEALTH SYSTEM | | | 2 | 100% | 2 |
| JOHN D. ARCHBOLD MEM. HOSPITAL | | | 2 | 100% | 2 |
| WASHINGTONVILLE PHARMACY INC | | 2 | | | 2 |
| MAINE CENTER FOR DISEASE CONTROL AND PREVENTION | | | 2 | 100% | 2 |
| CIGNA GATEWAY | | | 2 | 100% | 2 |
| ManorCare Rehab Center of Marietta | | 2 | | | 2 |
| DURAND SENIOR CARE & REHAB CENTER | | 2 | | | 2 |
| SUNBRIDGE CARE & REHAB FOR DECATUR | | 2 | | | 2 |
| Kroger 739 - The Little Clinic La Grange Road | | 2 | | | 2 |
| SENECA HEALTH CARE CENTER | | 2 | | | 2 |
| ASHLEY PEDIATRICS | | | 2 | 100% | 2 |
| NEMOURS CHILDREN'S PRIMARY CARE OF VERO BEACH | | | 2 | 100% | 2 |
| COLONIAL VILLA GOOD SAMARITAN CENTER | | 2 | | | 2 |
| Durham VAMC | | 2 | | | 2 |
| IM&P WELLNES CENTER | | | 2 | 100% | 2 |
| Franklin D. Roosevelt VAMC | | 2 | | | 2 |
| Kingston of Miamisburg | | 2 | | | 2 |
| THE FOUNTAIN AT BOCA CIEGA BAY | | 2 | | | 2 |
| MORRISTOWN MEMORIAL HOSPITAL | | 2 | | | 2 |
| SHELBYVILLE HOSPITAL COMPANY | | 2 | | | 2 |
| CARENOW LENEXA | | | 2 | 100% | 2 |
| North Ottawa Care Center at Heartwood Lodge | | 2 | | | 2 |

COVID-19: testing by laboratory

Data through May 7, 2021 verified as of May 8, 2021 at 09:25 AM

Data in this report are provisional and subject to change.

The numbers in the table below represent the number of Florida and non-Florida residents for whom test results were received by the Department of Health. A person can be tested by more than one laboratory and can have both positive and negative results. **Therefore, the sum of the numbers in each column will be larger than the total number of people tested.**

| Reporting lab | Inconclusive | Negative | Positive | Percent positive | Total |
|--|--------------|----------|----------|------------------|-------|
| HERITAGE CARE AND REHABILITATION CENTE | | 2 | | | 2 |
| Kroger 101 - The Little Clinic Hill Top | | 2 | | | 2 |
| HEALTH GROUP CENTER INC | | | 2 | 100% | 2 |
| AZALEA HEALTH AND REHABILITATION | | 2 | | | 2 |
| PEACE RIVER CENTER CRISIS STABILIZATION UNIT | | 1 | 1 | 50% | 2 |
| INA | | 1 | 1 | 50% | 2 |
| TENNESSEE VALLEY HCS | | | 2 | 100% | 2 |
| MOBILE COUNTY HEALTH DEPARTMENT | | 1 | 1 | 50% | 2 |
| ATHENA CARE RESOURCES LLC | | 2 | | | 2 |
| FEDERAL CORRECTIONAL INSTITUTION MARIANNA | | | 2 | 100% | 2 |
| INTERMOUNTAIN MEDICAL CENTER | | | 2 | 100% | 2 |
| DOWN HOME MEDICAL | | | 2 | 100% | 2 |
| CARE ATC SUN HYDRAULICS TALLAVAST | | | 2 | 100% | 2 |
| FLORIDA MEDICAL CLINIC IM LUTZ | | | 2 | 100% | 2 |
| VIBRA HEALTH LABORATORY | | | 2 | 100% | 2 |
| SENTARA NORFOLK GENERAL HOSPITAL | | | 2 | 100% | 2 |
| EXPRESS CARE OF LEESBURG | | | 2 | 100% | 2 |
| ST VINCENT'S AMBULATORY CARE INC | | | 2 | 100% | 2 |
| AFC PHYSICIANS OF FLORIDA, PA | | | 2 | 100% | 2 |
| DMC UNIVERSITY LABORATORIES | | 1 | 1 | 50% | 2 |
| ROPER HOSPITAL | | | 2 | 100% | 2 |
| WEST HOUSTON MEDICAL CENTER | | | 2 | 100% | 2 |
| INNOVATIVE CARE II LLC | | | 2 | 100% | 2 |
| TRICORE REFERENCE LABORATORY | | 1 | 1 | 50% | 2 |
| NIAGARA APOTHECARY INC | | 2 | | | 2 |
| NEMOURS CHILDRENS PRIMARY CARE CLERMONT | | | 2 | 100% | 2 |
| MEDEXPRESS URGENT CARE - SOUTH CHARLESTON | | 2 | | | 2 |
| CVS AZ9374POCT TUCSON | | 2 | | | 2 |
| ADVENT HEALTH CENTRAL TEXAS | | 1 | 1 | 50% | 2 |
| SWEDISH COVENANT HOSPITAL | | | 2 | 100% | 2 |
| BUCKINGHAM PAVILION INC | | 2 | | | 2 |
| Workmens Circle Multicare Center | | 2 | | | 2 |
| MEDEXPRESS URGENT CARE-MT PLEASANT | | 1 | 1 | 50% | 2 |
| WILCOX MEDICAL CENTER-ALMA COLLEGE | | 2 | | | 2 |
| ADVANCED MEDICAL OF FLORIDA | | | 2 | 100% | 2 |
| BNJ | | 2 | | | 2 |
| New Jersey Aim At Smg | | 2 | | | 2 |
| WARD MEMORIAL HOSPITAL | | 2 | | | 2 |
| TRUE HEALTH INC | | | 2 | 100% | 2 |
| FALCON HEALTH CENTER | | | 2 | 100% | 2 |
| LP Marietta II, LLC | | 2 | | | 2 |
| IN AND OUT URGENT CARE | | | 2 | 100% | 2 |
| BIOMAT USA | | | 2 | 100% | 2 |
| GULF COAST REGIONAL MEDICAL CARE | | 2 | | | 2 |
| MATHER HOSPITAL | | | 2 | 100% | 2 |
| EXPERTUS LABORATORIES, INC. | | | 2 | 100% | 2 |

COVID-19: testing by laboratory

Data through May 7, 2021 verified as of May 8, 2021 at 09:25 AM

Data in this report are provisional and subject to change.

The numbers in the table below represent the number of Florida and non-Florida residents for whom test results were received by the Department of Health. A person can be tested by more than one laboratory and can have both positive and negative results. **Therefore, the sum of the numbers in each column will be larger than the total number of people tested.**

| Reporting lab | Inconclusive | Negative | Positive | Percent positive | Total |
|---|--------------|----------|----------|------------------|-------|
| MEDEXPRESS URGENT CARE - DERBY N ROCK | | 2 | | | 2 |
| WALGREENS AGUADILLA (ST 177) | | 2 | | | 2 |
| MEDEXPRESS URGENT CARE - ROSS TOWNSHIP | | 2 | | | 2 |
| DIGESTIVE DISEASE CARE PC | | 2 | | | 2 |
| BOCA RATON REGIONAL HOSPITAL INC | | | 2 | 100% | 2 |
| NORTHSIDE FAMILY MEDICINE AND URGENT CARE (EAST COBB) | | 2 | | | 2 |
| METHODIST MANSFIELD MEDICAL CENTER | | | 2 | 100% | 2 |
| ULTIMATE KIDNEY CARE | | | 2 | 100% | 2 |
| FAST AID URGENT CARE | | | 2 | 100% | 2 |
| BERNHARDT LABORATORIES INC | | | 2 | 100% | 2 |
| HEAD 2 TOE PEDIATRICS, PLLC | | 1 | 1 | 50% | 2 |
| JEFFERSON WASHINGTON TOWNSHIP HOSPITAL | | 2 | | | 2 |
| NORTH MANATEE HEALTH CARE CENTER | | | 2 | 100% | 2 |
| SIGNATURE CARE LEWISVILLE-EMERGENCY CENTER | | 1 | 1 | 50% | 2 |
| KEY WEST HMA PHYSICIAN MANAGEMENT, LLC | | | 2 | 100% | 2 |
| PREMIER FAMILY CARE I, INC | | | 2 | 100% | 2 |
| CVS AZ9277POCT TUCSON | | 2 | | | 2 |
| NEMOURS CHILDREN'S PRIMARY CARE THE VILLAGES | | 2 | | | 2 |
| Dexter Health Care | | 2 | | | 2 |
| INTERNAL MEDICINE SPECIALISTS MEDICAL GROUP, PA | | 2 | | | 2 |
| FRESENIUS KIDNEY CARE SOUTH ST PETERSBURG | | | 2 | 100% | 2 |
| Kroger O20 - The Little Clinic Wheat Ridge | | 2 | | | 2 |
| Douglas County Health Center | | 2 | | | 2 |
| MONICE DR. | | | 2 | 100% | 2 |
| ALL PEDIATRIC CARE PA | | | 2 | 100% | 2 |
| UW HOSPITAL AND CLINICS | | 1 | 1 | 50% | 2 |
| TEQUESTA FAMILY MEDICAL CENTER LLC | | | 2 | 100% | 2 |
| HAILE MEDICAL GROUP PA | | 2 | | | 2 |
| MOORE CLINICAL RESEARCH INC | | | 2 | 100% | 2 |
| DUKE HEALTH REGIONAL HOSPITAL | | | 2 | 100% | 2 |
| INTERNAL MEDICINE ASSOCIATES-DUNELLON | | | 2 | 100% | 2 |
| PT&J REHAB LLC | | 1 | 1 | 50% | 2 |
| HAMPTON VAMC | | 2 | | | 2 |
| ACCESS MEDICAL GROUP OF TAMPA II, INC | | 2 | | | 2 |
| VA Healthcare Center- Newburg | | 1 | 1 | 50% | 2 |
| A G RHODES HOME AT WESLEY WOODS | | 2 | | | 2 |
| WESTMINSTER SUNCOAST | | | 2 | 100% | 2 |
| SCIENTIFIC LABORATORY COMPANY | | 2 | | | 2 |
| EAST CENTRAL REGIONAL HOSPITAL GRACEWO | | 2 | | | 2 |
| RABI SINHA, MD | | 2 | | | 2 |
| Jackson Health Care Facility | | | 2 | 100% | 2 |
| ST JOHNS EPISCOPAL HOSPITAL SOUTH SHORE | | 1 | 1 | 50% | 2 |
| CHNJ | | 2 | | | 2 |
| VIRGINIA DEPT OF HEALTH OFFICE OF EPIDEMIOLOGY | | | 2 | 100% | 2 |
| ANNE ARUNDEL MEDICAL CENTER | | | 2 | 100% | 2 |
| GREEN RIVER MEDICAL CENTER | | | 2 | 100% | 2 |

COVID-19: testing by laboratory

Data through May 7, 2021 verified as of May 8, 2021 at 09:25 AM

Data in this report are provisional and subject to change.

The numbers in the table below represent the number of Florida and non-Florida residents for whom test results were received by the Department of Health. A person can be tested by more than one laboratory and can have both positive and negative results. **Therefore, the sum of the numbers in each column will be larger than the total number of people tested.**

| Reporting lab | Inconclusive | Negative | Positive | Percent positive | Total |
|---|--------------|----------|----------|------------------|-------|
| DEVLAB, LLC | | | 2 | 100% | 2 |
| RUST MEDICAL CENTER | | 2 | | | 2 |
| CORTLAND PARK REHABILITATION AND NURSING CENTER | | 1 | 1 | 50% | 2 |
| A PATTERN MEDICAL CLINIC | | 2 | | | 2 |
| Northpoint Lexington Healthcare | | 1 | 1 | 50% | 2 |
| LEXINGTON PLACE | | | 2 | 100% | 2 |
| BAPTIST HOSPITAL INTERNAL MEDICINE GULF BREEZE | | | 2 | 100% | 2 |
| Kroger 328 - The Little Clinic Henderson Road | | 2 | | | 2 |
| CARLE FOUNDATION HOSPITAL LABORATORY | | | 2 | 100% | 2 |
| DELRAY BEACH HEALTH CENTER | | | 2 | 100% | 2 |
| Tidelands Health Rehabilitation Hospital | | | 2 | 100% | 2 |
| PANCARE HEALTH - SNEADS ELEMENTARY | | | 2 | 100% | 2 |
| Kroger 745 - The Little Clinic Somerset | | 2 | | | 2 |
| CREATIVE HEALTH CENTER | | | 2 | 100% | 2 |
| Life Care Center of Elyria | | 2 | | | 2 |
| UNIVERSITY OF BALTIMORE WASHINGTON MEDICAL CENTER | | | 2 | 100% | 2 |
| MEDPOST - NORTH DALLAS | | | 2 | 100% | 2 |
| AUGUSTA HEALTH SKILLED CARE | | | 2 | 100% | 2 |
| MIRAMAR KIDNEY CENTER | | 1 | 1 | 50% | 2 |
| Manorcare Health Services - Williamsport South | | 2 | | | 2 |
| GILA REGIONAL MEDICAL CENTER | | 2 | | | 2 |
| AHC Forest cove | | 2 | | | 2 |
| Brown Memorial Home | | 2 | | | 2 |
| SKY LAKES MEDICAL CENTER | | 2 | | | 2 |
| ARCADIA DIALYSIS CENTER | | | 2 | 100% | 2 |
| CAROLINAS HEALTHCARE SYSTEM LAB | | | 2 | 100% | 2 |
| JFK MEDICAL CENTER LABORATORY DEPT | | 2 | | | 2 |
| LOUIS A JOHNSON VAMC | | 2 | | | 2 |
| ANDERSON COUNTY HOSPITAL | | | 2 | 100% | 2 |
| BAYMEADOWS PRIMARY CARE | | 2 | | | 2 |
| MID-FLORIDA HEMATOLOGY AND ONCOLOGY CENTERS | | 2 | | | 2 |
| SOUTH DAKOTA DEPARTMENT OF HEALTH | | 2 | | | 2 |
| LAS PALMAS MEDICAL CENTER | | | 2 | 100% | 2 |
| OHSU LABORATORY SERVICES | | 2 | | | 2 |
| PATIENT FIRST-BATTLEFIELD | | | 2 | 100% | 2 |
| OAKS AT AVON,THE | | 2 | | | 2 |
| DAYTONA BEACH CENTRA CARE | | | 2 | 100% | 2 |
| OUR LOVING HANDS COMPANION SERVICE LLC | | 2 | | | 2 |
| MEMORIAL HEALTH SYSTEM | | 1 | 1 | 50% | 2 |
| COLD SPRING HILLS CENTER FOR NURSING A | | 2 | | | 2 |
| BOSTON PUBLIC HEALTH COMMISSION | | | 2 | 100% | 2 |
| HOLSTON MEDICAL GROUP | | 2 | | | 2 |
| Parkview Care and Rehabilitation Center | | 2 | | | 2 |
| WELLNESS MEDICAL CLINIC | | | 2 | 100% | 2 |
| HOLY FAMILY MEDICAL CENTER | | 1 | 1 | 50% | 2 |
| WAKULLA URGENT CARE & DIAGNOSTIC | | | 2 | 100% | 2 |

COVID-19: testing by laboratory

Data through May 7, 2021 verified as of May 8, 2021 at 09:25 AM

Data in this report are provisional and subject to change.

The numbers in the table below represent the number of Florida and non-Florida residents for whom test results were received by the Department of Health. A person can be tested by more than one laboratory and can have both positive and negative results. **Therefore, the sum of the numbers in each column will be larger than the total number of people tested.**

| Reporting lab | Inconclusive | Negative | Positive | Percent positive | Total |
|--|--------------|----------|----------|------------------|-------|
| TEMPLE UNIVERSITY HOSPITAL | | | 2 | 100% | 2 |
| Kroger 762 - The Little Clinic Clarksville | | 2 | | | 2 |
| SHERIDAN AT HOBE SOUND, THE | | | 2 | 100% | 2 |
| BIOHEALTH MEDICAL LAB INC | | | 2 | 100% | 2 |
| MAYO CLINIC GROUP PRACTICE LABORATORY | | | 2 | 100% | 2 |
| UNIVERSITY COMMUNITY HEALTH SERVICES | | 1 | 1 | 50% | 2 |
| UT PATH | | | 2 | 100% | 2 |
| MASSACHUSETTS DEPARTMENT OF HEALTH | | | 2 | 100% | 2 |
| THE EDGEWATER AND WATERMAN VILLAGE | | | 2 | 100% | 2 |
| MINUTECLINIC DIAGNOSTIC OF KANSAS, PC | | 2 | | | 2 |
| COMPLETE HEALTH MEDICAL CENTER | | | 2 | 100% | 2 |
| CAPE FEAR VALLEY MEDICAL CENTER | | | 2 | 100% | 2 |
| FLORIDA SOUTHERN COLLEGE | | 1 | 1 | 50% | 2 |
| TLC MEDICAL | | | 2 | 100% | 2 |
| Kroger 426 - The Little Clinic Suwanee | | 2 | | | 2 |
| SPECIALTY LABORATORIES | | | 2 | 100% | 2 |
| Beecher Manor Nursing and Rehabilitation Center | | 2 | | | 2 |
| GIGI WOOD DAVIS DO-FAMILY MEDICINE | | 2 | | | 2 |
| Kroger 853 - The Little Clinic East Broad Street | | 2 | | | 2 |
| MEDSTAR HARBOR HOSPITAL | | | 2 | 100% | 2 |
| INTEAM HEALTH, INC. | | | 2 | 100% | 2 |
| The Grand Rehabilitation & Nursing Utica | | 2 | | | 2 |
| ROYAL PALM PEDIATRICS | | | 2 | 100% | 2 |
| METHODIST SPECIALTY CARE CENTER | | 2 | | | 2 |
| BAY CORRECTIONAL AND REHABILITATION FACILITY | | | 2 | 100% | 2 |
| LABRADOR PRIMARY CARE CENTER | | | 2 | 100% | 2 |
| CRESTVIEW CLINICAL LABORATORY | | | 2 | 100% | 2 |
| CVS MA335POCT RAYNHAM | | 2 | | | 2 |
| Sevierville Health and Rehabilitation | | 2 | | | 2 |
| TRINITY DIALYSIS | | | 2 | 100% | 2 |
| COLUMBIA COTTAGE | | 2 | | | 2 |
| EXPRESS CARE OF THE SHOALS | | 1 | 1 | 50% | 2 |
| APPLECARE VALDOSTA | | | 2 | 100% | 2 |
| SANTA ROSA COUNTY HEALTH DEPARTMENT | | | 2 | 100% | 2 |
| WALKONCLINIC | | | 2 | 100% | 2 |
| STEWART ST ELIZABETH MEDICAL CENTER | | | 2 | 100% | 2 |
| MEDEXPRESS URGENT CARE - WOODBURY | | | 2 | 100% | 2 |
| NSUH AT SYOSSET | | 2 | | | 2 |
| INSPIRE HEALTHCARE CENTER | | | 2 | 100% | 2 |
| STARR COUNTY MEMORIAL HOSPITAL | | | 2 | 100% | 2 |
| MC MEDICAL | | | 2 | 100% | 2 |
| AHSC ADVENTHEALTH WELL 65 PLUS | | 2 | | | 2 |
| FIRST PREVENTION AND DIALYSIS CENTER LLC | | | 2 | 100% | 2 |
| CLINICAL REFERENCE LABORATORY, INC | | 2 | | | 2 |
| CAREWELL JW - WORCESTER LNC | | | 2 | 100% | 2 |
| Kroger 130 - The Little Clinic Colorado Springs | | 2 | | | 2 |

COVID-19: testing by laboratory

Data through May 7, 2021 verified as of May 8, 2021 at 09:25 AM

Data in this report are provisional and subject to change.

The numbers in the table below represent the number of Florida and non-Florida residents for whom test results were received by the Department of Health. A person can be tested by more than one laboratory and can have both positive and negative results. **Therefore, the sum of the numbers in each column will be larger than the total number of people tested.**

| Reporting lab | Inconclusive | Negative | Positive | Percent positive | Total |
|---|--------------|----------|----------|------------------|-------|
| WAKE FOREST MEDICAL CENTER LABORATORY | | | 2 | 100% | 2 |
| THOMASVILLE REGIONAL MEDICAL CENTER | | 2 | | | 2 |
| Advanced Rehabilitation and Healthcare of Wichita Falls | | 2 | | | 2 |
| MEASE COUNTRYSIDE HOSPITAL CARDIAC REH | | | 2 | 100% | 2 |
| PRIMARY HEALTH CARE ASSOCIATES INC | | | 2 | 100% | 2 |
| NYU LANGONE HUNTINGTON MEDICAL GROUP | | 2 | | | 2 |
| SARASOTA MEMORIAL MEDICAL URGENT CARE CENTER | | | 2 | 100% | 2 |
| MEDEXPRESS URGENT CARE - BENTON | | 2 | | | 2 |
| WALGREENS #06583 | | 2 | | | 2 |
| Walgreens #19019 | | 2 | | | 2 |
| ADVENT HEALTH - OWASA | | | 2 | 100% | 2 |
| WISE HEALTH SYSTEM | | 1 | 1 | 50% | 2 |
| Hartwell Health and Rehabilitation | | 2 | | | 2 |
| MCCALLIE SCHOOL-STUDENT HEALTH CENTER | | 2 | | | 2 |
| LAB PLUS, LLC | | | 2 | 100% | 2 |
| Greystone Nursing and Rehab, LLC | | | 2 | 100% | 2 |
| MD NOW URGENT CARE MEDICAL CENTERS INC | | | 2 | 100% | 2 |
| BIONIC TECHNOLOGIES CORPORATION | | | 2 | 100% | 2 |
| WYCLIFFE BIBLE TRANSLATORS | | 2 | | | 2 |
| CVS MI8287POCT MACOMB | | 2 | | | 2 |
| WEST VIRGINIA LABORATORIES | | | 2 | 100% | 2 |
| VETERANS AFFAIRS MEDICAL CENTER - GREATER LOS ANGELES | | | 2 | 100% | 2 |
| Harris Hill Nursing Facility | | 2 | | | 2 |
| NEW YORK CITY CENTRAL COVID | | | 2 | 100% | 2 |
| ALBUQUERQUE - AMG SPECIALTY HOSPITAL | | 2 | | | 2 |
| HMH HOSPITALS CORPORATION | | 2 | | | 2 |
| PREVENTIVE HEALTH PARTNERS I L S C | | 2 | | | 2 |
| MEDCARE | | 2 | | | 2 |
| BRENTWOOD AT FORE RANCH | | | 2 | 100% | 2 |
| HEALTH NETWORK LAB | | | 2 | 100% | 2 |
| BROOKDALE PALM BEACH GARDENS | | | 2 | 100% | 2 |
| ASCENSION ST VINCENT'S RIVERSIDE | | | 2 | 100% | 2 |
| ALVERNO CLINICAL LABORATORIES | | | 2 | 100% | 2 |
| Aston Park Health Care Facility | | 2 | | | 2 |
| HOLY TRINITY PHARMACY LLC | | 2 | | | 2 |
| CVS AZ5477POCT SURPRISE | | 2 | | | 2 |
| GRANDVIEW COLLEGE STUDENT HEALTH CENTE | | 2 | | | 2 |
| CVS NC2297335CV GREENSBORO | | 2 | | | 2 |
| TANNER MEDICAL CENTER VILLA RICA | | 2 | | | 2 |
| Iowa Veterans Home | | 2 | | | 2 |
| MAJESTIC GUARDIANS | | | 2 | 100% | 2 |
| Cortland Acres Association | | 2 | | | 2 |
| CSS- TWELVE OAKS | | | 2 | 100% | 2 |
| EASTGENE LABORATORIES | | 2 | | | 2 |
| RICHICHI FAMILY HEALTH | | | 2 | 100% | 2 |
| ON-SITE MEDICAL SOLUTIONS | | 2 | | | 2 |

COVID-19: testing by laboratory

Data through May 7, 2021 verified as of May 8, 2021 at 09:25 AM

Data in this report are provisional and subject to change.

The numbers in the table below represent the number of Florida and non-Florida residents for whom test results were received by the Department of Health. A person can be tested by more than one laboratory and can have both positive and negative results. **Therefore, the sum of the numbers in each column will be larger than the total number of people tested.**

| Reporting lab | Inconclusive | Negative | Positive | Percent positive | Total |
|---|--------------|----------|----------|------------------|-------|
| WURLAND NURSING AND REHABILITATION, L | | 2 | | | 2 |
| ADVENTIST HINSDALE HOSPITAL LABORATORY | | | 2 | 100% | 2 |
| GARNET HEALTH DOCTORS | | 2 | | | 2 |
| BFT LAB | | | 2 | 100% | 2 |
| ATLAS GENOMICS | | | 2 | 100% | 2 |
| COOPER CLINIC | | | 2 | 100% | 2 |
| OAKMONT OF UNION SC, LLC | | 2 | | | 2 |
| US LABS | | 2 | | | 2 |
| DIAGNOSTIC AFFILIATES | | | 2 | 100% | 2 |
| CARINGPLUS HOMECARE LLC | | 1 | 1 | 50% | 2 |
| UNIVERSITY OF MIAMI SCCC RESEARCH LABORATORY | | | 2 | 100% | 2 |
| WILSON MEMORIAL HOSPITAL | | | 2 | 100% | 2 |
| GRACE HEALTHCARE OF LAKE WALES | | 1 | 1 | 50% | 2 |
| TEXAS REGIONAL ASTHMA & ALLERGY CENTER | | | 2 | 100% | 2 |
| Highland Ave. Eye Clinic | | 2 | | | 2 |
| 87TH MEDICAL GROUP – MCGUIRE AMBULATORY CARE FACILITY | | 2 | | | 2 |
| FLORIDA DEPARTMENT OF HEALTH PINELLAS COUNTY- | | | 2 | 100% | 2 |
| BAPTIST HEALTH PRIMARY CARE AT DORAL | | | 2 | 100% | 2 |
| MOBILE MEDICAL UNIT- SAINT JOSEPH REG | | 2 | | | 2 |
| CVS TN5694POCT SODDY DAISY | | 2 | | | 2 |
| CVS MA38POCT CHARLTON | | 2 | | | 2 |
| COUNTRY COTTAGE | | 2 | | | 2 |
| LABCORP OF AMERICA HOLDINGS | | 1 | 1 | 50% | 2 |
| FAMILY URGENT CARE | | 2 | | | 2 |
| Parkwood in the Pines | | 2 | | | 2 |
| EDGEWATER RETIREMENT MANOR | | | 2 | 100% | 2 |
| LACORP | | 1 | 1 | 50% | 2 |
| Lynwood | | 2 | | | 2 |
| TRIDENT ANTI AGING LLC | | | 2 | 100% | 2 |
| AHC Humboldt | | 2 | | | 2 |
| SWEETWATER NURSING CENTER | | 2 | | | 2 |
| PALMETTO BAY MEDICAL CENTER | | 1 | 1 | 50% | 2 |
| WALGREENS - 10856 | | 2 | | | 2 |
| NEMOURS CHILDRENS HORIZON WEST | | | 2 | 100% | 2 |
| BLUEWATER TOXICOLOGY | | | 2 | 100% | 2 |
| IN & OUT URGENT CARE METAIRIE | | | 2 | 100% | 2 |
| STAGES OF LIFE MEDICAL INSTITUTE | | | 2 | 100% | 2 |
| VA Boston HCS-West Roxbury Division | | 1 | 1 | 50% | 2 |
| HOME ACCESS HEALTH | | | 2 | 100% | 2 |
| Sanford Health & Rehabilitation | | | 2 | 100% | 2 |
| AL MANI HEALTH INSTUTUTE | | 2 | | | 2 |
| WEST FLORIDA MEDICAL ASSOCIATES | | | 2 | 100% | 2 |
| CVS MA1875POCT ASHLAND | | 1 | 1 | 50% | 2 |
| WELLSTAR SPALDING REGIONAL MEDICAL CENTER | | 2 | | | 2 |
| DIVERSE MEDICAL CARE LLC | | | 2 | 100% | 2 |
| HEALTH PARTNERS REGIONAL HOSPITAL | | | 2 | 100% | 2 |

COVID-19: testing by laboratory

Data through May 7, 2021 verified as of May 8, 2021 at 09:25 AM

Data in this report are provisional and subject to change.

The numbers in the table below represent the number of Florida and non-Florida residents for whom test results were received by the Department of Health. A person can be tested by more than one laboratory and can have both positive and negative results. **Therefore, the sum of the numbers in each column will be larger than the total number of people tested.**

| Reporting lab | Inconclusive | Negative | Positive | Percent positive | Total |
|---|--------------|----------|----------|------------------|-------|
| DEER'S HEAD CENTER | | 2 | | | 2 |
| ASPIRUS RIVERVIEW HOSPITAL & CLINICS INC | | 1 | 1 | 50% | 2 |
| MEDERI CARETENDERS | | 1 | 1 | 50% | 2 |
| Village Green Health & Rehabilitation | | 2 | | | 2 |
| Providence of Sparta Health and Rehabilitation | | 2 | | | 2 |
| AUSTIN REGIONAL CLINIC MICROBIOLOGY LAB | | | 2 | 100% | 2 |
| RENFREW CENTERS INC | | 2 | | | 2 |
| POMERENE HOSPITAL | | | 2 | 100% | 2 |
| RIVERVIEW MEDICAL CLINIC | | 2 | | | 2 |
| SOUTHEAST GEORGIA HEALTH SYSTEM | | | 2 | 100% | 2 |
| NORTHWEST MEDICAL CENTER LABORATORY | | 2 | | | 2 |
| VALLEY MEDICAL LABORATORY | | | 2 | 100% | 2 |
| VILLAGES HEALTH SYSTEM, LLC, THE | | | 2 | 100% | 2 |
| CVS IN6611POCT INDIANAPOLIS | | 1 | 1 | 50% | 2 |
| CVS OH3306POCT AKRON | | 1 | 1 | 50% | 2 |
| VAULT HEALTH | | | 2 | 100% | 2 |
| HOPE HEALTH & WELLNESS | | 2 | | | 2 |
| LIBERTY HEALTH CENTER | | | 2 | 100% | 2 |
| NORTH MCALLEN PEDIATRIC CENTER | | | 2 | 100% | 2 |
| LINIL VISITING NURSES, INC | | 2 | | | 2 |
| MIDDLE TENN MENTAL HEALTH INSTITUTE | | 2 | | | 2 |
| MY PHARMACY | | | 2 | 100% | 2 |
| UPSON REGIONAL MEDICAL CENTER | | 1 | 1 | 50% | 2 |
| Waycross Health and Rehabilitation | | 2 | | | 2 |
| Eugene J. Towbin Healthcare Center | | 2 | | | 2 |
| CENTRAL ARKANSAS VETERANS HEALTHCARE SYSTEM - VETERANS AFFAIRS | | | 2 | 100% | 2 |
| Walgreens #12427 | | 1 | 1 | 50% | 2 |
| MEDICAL CENTER LABORATORY | | | 2 | 100% | 2 |
| DELAWARE DIAGNOSTICS LABS | | | 2 | 100% | 2 |
| Kroger 441 - The Little Clinic Middletown | | 2 | | | 2 |
| CDPH K-12 SCHOOL LABORATORIES (HILLSBOROUGH CITY SCHOOL DISTRICT) | | | 2 | 100% | 2 |
| PALMETTO FAMILY HEALTH CENTER | | | 2 | 100% | 2 |
| GULFCOAST JEWISH FAMILY | | | 2 | 100% | 2 |
| MAIN STREET MEDICAL CENTERS | | 2 | | | 2 |
| UNITED MEMORIAL MEDICAL CENTER | | | 2 | 100% | 2 |
| GREEN POINT RX INC DBA ALTRU CHEMISTS | | 2 | | | 2 |
| MELBOURNE URGENT CARE | | | 2 | 100% | 2 |
| DOCTORS MEDICAL CTR OF WALTON COUNTY | | | 2 | 100% | 2 |
| 441 URGENT CARE-MULBERRY | | | 2 | 100% | 2 |
| SOUTHERN REGIONAL MEDICAL CENTER | | 2 | | | 2 |
| SACRED HEART HOSPITAL ON THE EMERALD | | | 2 | 100% | 2 |
| BLACKBAG DIGITAL HEALTH LLC | | 2 | | | 2 |
| FLORIDA SCHOOL FOR THE DEAF & BLIND | | | 2 | 100% | 2 |
| HCR MANOR CARE SERVICES OF FLORIDA III INC | | 2 | | | 2 |
| WELLSTREET - PONCE DE LEON | | 2 | | | 2 |
| AMERICAN FAMILY CARE URGENT CARE | | 1 | 1 | 50% | 2 |

COVID-19: testing by laboratory

Data through May 7, 2021 verified as of May 8, 2021 at 09:25 AM

Data in this report are provisional and subject to change.

The numbers in the table below represent the number of Florida and non-Florida residents for whom test results were received by the Department of Health. A person can be tested by more than one laboratory and can have both positive and negative results. **Therefore, the sum of the numbers in each column will be larger than the total number of people tested.**

| Reporting lab | Inconclusive | Negative | Positive | Percent positive | Total |
|---|--------------|----------|----------|------------------|-------|
| Illiana HCS -Danville VAMC | | 2 | | | 2 |
| SUNSHINE PHARMACY | | 2 | | | 2 |
| CVS TX4794POCT ARLINGTON | | 2 | | | 2 |
| CVS MA937POCT CARVER | | 2 | | | 2 |
| DRR JMC URGENT CARE DONALD ROSS | | | 2 | 100% | 2 |
| Timber Ridge Health Care Center | | | 2 | 100% | 2 |
| CRUC CMCH-COVID-19 | | 2 | | | 2 |
| BAYSHORE MEDICAL CENTER | | | 2 | 100% | 2 |
| CARTER BLOOD CARE | | | 2 | 100% | 2 |
| LIFEGUARD AMBULANCE SERVICES LLC, TEXAS- SAN | | | 2 | 100% | 2 |
| MEDSTAR HEALTH URGENT CARE | | | 2 | 100% | 2 |
| Alden Terrace of McHenry | | | 2 | 100% | 2 |
| HEALTHCARE NETWORK | | | 2 | 100% | 2 |
| BAYLOR SCOTT & WHITE COMPREHENSIVE WOUND | | | 2 | 100% | 2 |
| Fairlane Gardens Nursing and Rehab at Reading | | 2 | | | 2 |
| CVS M08581POCT BLUE SPRINGS | | 1 | 1 | 50% | 2 |
| MINUTECLINIC DIAGNOSTICS OF OKLAHOMA | | 2 | | | 2 |
| COOL KIDZ PEDIATRICS | | | 2 | 100% | 2 |
| Good Samaritan Society Waukon | | 2 | | | 2 |
| SIMMONS | | | 2 | 100% | 2 |
| SENDER RETREAT ADULT DAY CARE CENTERS | | | 2 | 100% | 2 |
| GERM BUSTERS 911 LLC | | | 2 | 100% | 2 |
| MAGNOLIA MANOR OF COLUMBUS | | 2 | | | 2 |
| LIFESPRING COMMUNITY HEALTH | | 2 | | | 2 |
| CVS CA8882POCT SAN CLEMENTE | | 2 | | | 2 |
| TGH Brandon Healthplex Laboratory | | | 2 | 100% | 2 |
| ADVANCED FOOT AND ANKLE OF INDIAN RIVER | | 2 | | | 2 |
| WAYNE MEMORIAL HOSPITAL | | 2 | | | 2 |
| SUMMIT URGENT CARE - MARIETTA | | 2 | | | 2 |
| PHYSICIANS PREMIER | | | 2 | 100% | 2 |
| CVS AZ4795POCT MESA | | 2 | | | 2 |
| ROYAL CARE MEDICAL CENTER | | | 2 | 100% | 2 |
| YOUTH AND YOU, INC | | 2 | | | 2 |
| LAB CORP OF AMER SAN DIEGO | | | 2 | 100% | 2 |
| BROOKS -TLC HOSPITAL SYSTEM | | | 2 | 100% | 2 |
| Eagle Health and Rehabilitation | | 2 | | | 2 |
| SUMMIT URGENT CARE PS | | | 2 | 100% | 2 |
| ADVENTHEALTH EAST ORLANDO EMPLOYEE CLINIC | | 2 | | | 2 |
| PRONTO URGENT CARE | | | 2 | 100% | 2 |
| CVS MD1490POCT GAITHERSBURG | | 2 | | | 2 |
| GPI MEDICAL CENTER, INC | | | 2 | 100% | 2 |
| WOODHILLS LABS | | | 2 | 100% | 2 |
| Manor At Perrysburg | | 2 | | | 2 |
| CVS LA1116POCT BATON ROUGE | | 1 | 1 | 50% | 2 |
| POINT OF CARE PRIVATE HEALTH MANAGEMENT | | | 2 | 100% | 2 |
| RM PHARMACY SERVICES INC | | 1 | 1 | 50% | 2 |

COVID-19: testing by laboratory

Data through May 7, 2021 verified as of May 8, 2021 at 09:25 AM

Data in this report are provisional and subject to change.

The numbers in the table below represent the number of Florida and non-Florida residents for whom test results were received by the Department of Health. A person can be tested by more than one laboratory and can have both positive and negative results. **Therefore, the sum of the numbers in each column will be larger than the total number of people tested.**

| Reporting lab | Inconclusive | Negative | Positive | Percent positive | Total |
|--|--------------|----------|----------|------------------|-------|
| COLONIAL HEALTH CARE | | 1 | 1 | 50% | 2 |
| ACL LABORATORIES - ROSEMONT | | | 2 | 100% | 2 |
| AYASS BIOSCIENCE LLC | | | 2 | 100% | 2 |
| SELECT MEDICAL CLINIC | | | 2 | 100% | 2 |
| PALM MEDICAL CENTER - PLANT CITY | | 2 | | | 2 |
| ADVOCATE SHERMAN HOSPITAL | | | 2 | 100% | 2 |
| OSF ST JOSEPH MEDICAL CENTER | | | 2 | 100% | 2 |
| STATE OF FLORIDA | | | 2 | 100% | 2 |
| CARBON HEALTH | | | 2 | 100% | 2 |
| AHC PARIS | | 2 | | | 2 |
| CAREATC - PALM HARBOR | | 1 | 1 | 50% | 2 |
| MAYO CLINIC COUMADIN CLINIC LABORATORY | | 1 | 1 | 50% | 2 |
| BMC/JACSONVILLE | | 1 | 1 | 50% | 2 |
| HEARTLAND REGIONAL MEDICAL CENTER | | 1 | 1 | 50% | 2 |
| SCDHEC BUREAU OF LABORATORIES | | | 2 | 100% | 2 |
| Garden Isle Healthcare and Rehabilitation Center | | 2 | | | 2 |
| RAPID RESULT CORP LLC | | 1 | 1 | 50% | 2 |
| Parkridge Specialty Care | | 2 | | | 2 |
| OAKMONT WEST- GREENVILLE SC | | 2 | | | 2 |
| EASTSIDE SPORTS COMPLEX | | | 2 | 100% | 2 |
| CLEVELAND CLINIC IMAGING | | | 2 | 100% | 2 |
| SIMPLY HEALTHCARE AND WELLNESS CLINIC, PC | | | 2 | 100% | 2 |
| Kroger 127 - The Little Clinic Lakewood-Alameda | | 2 | | | 2 |
| CVS OH398OPOCT KENT | | 2 | | | 2 |
| LEESBURG DIALYSIS CENTER | | 1 | 1 | 50% | 2 |
| HAMILTON CHD | | 2 | | | 2 |
| BAPTIST HOSPITAL PRIMARY CARE GULF BREEZE | | | 2 | 100% | 2 |
| CLEAR LAKE REGIONAL MEDICAL CENTER | | | 2 | 100% | 2 |
| BAPTIST HEALTHCARE - LAKEVIEW CENTER INC | | 2 | | | 2 |
| SPRING VALLEY HOSPITAL MEDICAL CENTER | | | 2 | 100% | 2 |
| FLORIDA MENTOR FAULKNER GROUP HOME | | | 2 | 100% | 2 |
| PALMS OF FT MYERS,THE | | | 2 | 100% | 2 |
| MOBILE PHLEBOTOMY SERVICES | | | 2 | 100% | 2 |
| ABBAY DELRAY SOUTH IN FLORIDA | | | 2 | 100% | 2 |
| THE RIM URGENT CARE | | | 2 | 100% | 2 |
| LONG, SARAH | | 1 | 1 | 50% | 2 |
| SUDARSAN KAMISSETY MD PA | | | 2 | 100% | 2 |
| CVS MA41POCT TAUNTON | | 2 | | | 2 |
| LOWELL GENERAL HOSPITAL | | | 2 | 100% | 2 |
| REGIONS HOSPITAL LABORATORY | | | 2 | 100% | 2 |
| MED-LAKE LABORATORY, LLC | | | 2 | 100% | 2 |
| ST. JOSEPH REGIONAL MEDICAL CENTER | | | 2 | 100% | 2 |
| Jacob's Creek Nursing and Rehabilitation Center | | 2 | | | 2 |
| UTMB PATHOLOGY CLINICAL SERVICES LABORATORY | | | 2 | 100% | 2 |
| Cedar Valley Nursing & Rehab Center | | 2 | | | 2 |
| DR JAMES D FORBES FAMILY CARE CENTER | | | 2 | 100% | 2 |

COVID-19: testing by laboratory

Data through May 7, 2021 verified as of May 8, 2021 at 09:25 AM

Data in this report are provisional and subject to change.

The numbers in the table below represent the number of Florida and non-Florida residents for whom test results were received by the Department of Health. A person can be tested by more than one laboratory and can have both positive and negative results. **Therefore, the sum of the numbers in each column will be larger than the total number of people tested.**

| Reporting lab | Inconclusive | Negative | Positive | Percent positive | Total |
|--|--------------|----------|----------|------------------|-------|
| CPL LABS | | | 2 | 100% | 2 |
| FLORIDA MEDICAL CLINIC RADIOLOGY DALE MABRY | | 2 | | | 2 |
| UT AUSTIN UNIVERSITY HEALTH SERVICES | | | 2 | 100% | 2 |
| GOSHEN MEDICAL CENTER | | | 2 | 100% | 2 |
| A+ URGENT/PRIMARY CARE | | | 2 | 100% | 2 |
| PM PEDIATRICS OF BAYSIDE, PLLC - RIVE | | 2 | | | 2 |
| MEDEXPRESS URGENT CARE -HOWELL US HWY | | 2 | | | 2 |
| RIDGEFIELD PEDIATRIC ASSOCIATES | | 2 | | | 2 |
| RAINY LAKE MEDICAL CENTER | | | 2 | 100% | 2 |
| Kroger 477 - The Little Clinic Fort Mitchell | | 2 | | | 2 |
| Garden Care Center | | 2 | | | 2 |
| COASTAL MEDICAL LAB | | | 2 | 100% | 2 |
| MINUTE CLINIC DIAGNOSTICS OF IN, LLC #6252 | | 2 | | | 2 |
| AMICUS MEDICAL CENTER LLC | | | 2 | 100% | 2 |
| MEDICAL ASSOCIATES OF BREVARD DR S VYAS | | | 2 | 100% | 2 |
| Fox Subacute at Warrington | | 2 | | | 2 |
| CLEVELAND CLINIC FLORIDA LABORATORY | | | 2 | 100% | 2 |
| SUNNYSIDE MANOR | | 2 | | | 2 |
| ESCANDON DIAGNOSTIC CLINIC | | | 2 | 100% | 2 |
| NEW DISCOVERY BIOLOGICS, LLC | | 1 | 1 | 50% | 2 |
| CEDARS-SINAI MEDICAL CENTER | | | 2 | 100% | 2 |
| Camellia Gardens | | 2 | | | 2 |
| OMEGA RESEARCH CONSULTANTS | | | 2 | 100% | 2 |
| THE WINDSOR ORTEGA | | 2 | | | 2 |
| AVERA MEDICAL GROUP | | | 2 | 100% | 2 |
| DELAWARE VETERANS HOME | | 2 | | | 2 |
| MARCO ISLAND HOSPITAL INC D/B/A | | 1 | 1 | 50% | 2 |
| CVS SC7567POCT BOILING SPRINGS | | 1 | 1 | 50% | 2 |
| NEW YORK PSYCHIATRIC INSTITUTE | | 2 | | | 2 |
| PIEDMONT URGENT CARE - CONYERS | | 2 | | | 2 |
| NEIGHBORCARE PHARMACY SERVICES | | 2 | | | 2 |
| PIEDMONT WALTON HOSPITAL | | 2 | | | 2 |
| MICARE CLINC | | | 2 | 100% | 2 |
| Imboden Creek Living Center | | 2 | | | 2 |
| PINARD HOME HEALTH SERVICES INC | | | 2 | 100% | 2 |
| ACKERMAN CANCER CENTER | | 2 | | | 2 |
| PARKRIDGE MEDICAL CENTER | | | 2 | 100% | 2 |
| FLORIDA DEPARTMENT OF HEALTH IN LEE COUNTY | | 1 | 1 | 50% | 2 |
| Good Samaritan Society-Blackduck | | 1 | 1 | 50% | 2 |
| PLASMA MED RESEARCH DBA | | 2 | | | 2 |
| ACCESS MEDICAL GROUP OF FLORIDA CITY | | | 2 | 100% | 2 |
| Cypress Cove Center | | 2 | | | 2 |
| Kroger 549 - The Little Clinic Clinton Highway | | 2 | | | 2 |
| MEDEXPRESS URGENT CARE - ST CLAIR, CLOVER DR. | | 1 | 1 | 50% | 2 |
| BAPTIST HEALTH PRIMARY CARE HOMESTEAD | | | 2 | 100% | 2 |
| Colonial Manor Nursing and Rehabilitation Center | | 2 | | | 2 |

COVID-19: testing by laboratory

Data through May 7, 2021 verified as of May 8, 2021 at 09:25 AM

Data in this report are provisional and subject to change.

The numbers in the table below represent the number of Florida and non-Florida residents for whom test results were received by the Department of Health. A person can be tested by more than one laboratory and can have both positive and negative results. **Therefore, the sum of the numbers in each column will be larger than the total number of people tested.**

| Reporting lab | Inconclusive | Negative | Positive | Percent positive | Total |
|--|--------------|----------|----------|------------------|-------|
| Bethany Manor | | 2 | | | 2 |
| Walgreens #10207 | | 2 | | | 2 |
| U OF MIAMI MILLER SCHOOL OF MEDICINE | | | 2 | 100% | 2 |
| MEDICAL ARTS LABORATORY | | | 2 | 100% | 2 |
| CHRISTIAN REST HOME ASSOC | | 2 | | | 2 |
| UMASS MEMORIAL MEDICAL CENTER, INC | | 1 | 1 | 50% | 2 |
| FLORIDA COMMUNITY HEALTH CENTERS, INC. | | | 2 | 100% | 2 |
| NEMOURS CHILDRENS PRIMARY CARE | | | 2 | 100% | 2 |
| SANFORD REGIONAL HOSPITAL WORTHINGTON | | 2 | | | 2 |
| SOUTHSIDE FAMILY MEDICAL | | 2 | | | 2 |
| MEDLOGIC, LLC | | 2 | | | 2 |
| MEMORIAL HERMANN HOSPITAL | | | 2 | 100% | 2 |
| DNA DIAGNOSTICS CENTER | | 2 | | | 2 |
| UNIVERSITY OF MN MEDICAL CENTER EAST CAMPUS | | | 2 | 100% | 2 |
| SOUTHEASTERN INSTITUTE OF RESTORATIVE MEDICINE | | 1 | 1 | 50% | 2 |
| Holiday Retirement Home | | | 2 | 100% | 2 |
| NORTH SHORE HEMATOLOGY-ONCOLOGY ASSOCIATES | | 2 | | | 2 |
| WATERBURY HOSPITAL REFERENCE LAB | | | 2 | 100% | 2 |
| JMC TALLAHASSEE, LLC | | | 2 | 100% | 2 |
| CONWAY MEDICAL CENTER | | | 2 | 100% | 2 |
| MIDWAY PRIMARY CARE LLC | | 2 | | | 2 |
| Church Creek SNF | | | 2 | 100% | 2 |
| DEKALB MEDICAL CENTER LABORATORY | | | 2 | 100% | 2 |
| ST. MARY'S MEDICAL CENTER EVANSVILLE, INC | | | 2 | 100% | 2 |
| MEDEXPRESS URGENT CARE - MARTINSVILLE | | 2 | | | 2 |
| Errera Community Care Center | | 2 | | | 2 |
| JORDAN VALLEY MEDICAL CENTER | | | 2 | 100% | 2 |
| Mount Olivet Careview Home | | 2 | | | 2 |
| NEW YORK CITY DEPARTMENT OF HEALTH | | | 2 | 100% | 2 |
| FLAGLER HOME CARE | | | 2 | 100% | 2 |
| CVS - MINUTECLINIC | | | 2 | 100% | 2 |
| PRESTIGE EMERGENCY ROOM LLC | | | 2 | 100% | 2 |
| NORTH OKALOOSA PHYSICIAN GRP - WALK IN CLINIC | | | 2 | 100% | 2 |
| ROCKEFELLER UNIVERSITY CLINICAL GENOMICS LABORATOR | | 2 | | | 2 |
| WATERS PEDIATRIC CENTER | | | 2 | 100% | 2 |
| Cooperstown Center for Nursing and Rehabilitation | | 2 | | | 2 |
| Aurora CBOC | | | 2 | 100% | 2 |
| SPRINGS MEDICAL LAB | | 1 | 1 | 50% | 2 |
| GALEN BAYLOR EXTENSION | | 2 | | | 2 |
| SIGNAL DIAGNOSTICS DBA FLOWHEALTH LABS | | | 2 | 100% | 2 |
| CVS MA1094POCT GREENFIELD | | 2 | | | 2 |
| CVS NC2559POCT CHARLOTTE | | 2 | | | 2 |
| EXCEPTIONAL EMERGENCY CENTER - AMARILLO | | | 2 | 100% | 2 |
| Elba Nursing and Rehabilitation Center, LLC | | 2 | | | 2 |
| CARTERSVILLE URGENT CARE | | 1 | 1 | 50% | 2 |
| MEDEXPRESS URGENT CARE - LINCOLN N 26T | | 2 | | | 2 |

COVID-19: testing by laboratory

Data through May 7, 2021 verified as of May 8, 2021 at 09:25 AM

Data in this report are provisional and subject to change.

The numbers in the table below represent the number of Florida and non-Florida residents for whom test results were received by the Department of Health. A person can be tested by more than one laboratory and can have both positive and negative results. **Therefore, the sum of the numbers in each column will be larger than the total number of people tested.**

| Reporting lab | Inconclusive | Negative | Positive | Percent positive | Total |
|--|--------------|----------|----------|------------------|-------|
| DESERT SPRINGS HOSPITAL | | | 2 | 100% | 2 |
| FRASER MEMORIAL HOSPITAL | | 1 | 1 | 50% | 2 |
| CITY OF NEW YORK DEPARTMENT OF HEALTH | | | 2 | 100% | 2 |
| ILLINOIS DEPT OF PUBLIC HEALTH LABS | | | 2 | 100% | 2 |
| ST JOSEPH'S HOSPITAL INC | | | 2 | 100% | 2 |
| CARESPOT URGENT CARE | | 1 | 1 | 50% | 2 |
| RAPID MEDLAB (002MO) | | 2 | | | 2 |
| PROFESSIONAL DIALYSIS CENTER | | | 2 | 100% | 2 |
| PHOEBE BERKS HEALTH CARE CENTER | | 2 | | | 2 |
| HELEN HAYES HOSPITAL LABORATORY | | 2 | | | 2 |
| CVS PHARMACY INC DBA CVS/PHARMACY # 10600 | | 2 | | | 2 |
| Kroger 412 - The Little Clinic Oxford | | 2 | | | 2 |
| Bedford Care Center of Hattiesburg | | 2 | | | 2 |
| Oakmont of Katy Nursing and Rehabilitation | | 2 | | | 2 |
| ERGENT MED SAINT SIMONS | | | 2 | 100% | 2 |
| Kroger 400 - The Little Clinic Hartley Bridge Rd | | 1 | 1 | 50% | 2 |
| Macon Valley Nursing and Rehabilitation Center | | 2 | | | 2 |
| MINUTECLINIC DIAG OF IND, LLC #6250 | | 2 | | | 2 |
| Sanctuary Health Wadsworth | | 2 | | | 2 |
| CVS NC6633POCT FAYETTEVILLE | | 2 | | | 2 |
| WELL HEALTH LABS | | | 2 | 100% | 2 |
| PALM CITY NURSING AND REHAB CENTER | | | 2 | 100% | 2 |
| BLANCHARD VALLEY HOSPITAL LABORATORY | | | 2 | 100% | 2 |
| SPECTRUM HEALTH | | | 2 | 100% | 2 |
| FLORIDA MEDICAL CLINIC, LLC | | | 2 | 100% | 2 |
| GASTROENTEROLOGY ASSOCIATES | | | 2 | 100% | 2 |
| Kroger 667 - The Little Clinic Litchfield Park | | 2 | | | 2 |
| MOSAIC MEDICAL CENTER MARYVILLE | | | 2 | 100% | 2 |
| MINUTECLINIC DIAG OF IND, LLC #4368 | | 2 | | | 2 |
| Pinnacle Assisted Living | | | 2 | 100% | 2 |
| ATLANTIC DIAGNOSTICS | | | 2 | 100% | 2 |
| ASCENSION ST MICHAEL'S HOSPITAL LAB | | 1 | 1 | 50% | 2 |
| Essex Center for Rehabilitation and Healthcare | | 2 | | | 2 |
| Arbors at Stow | | 2 | | | 2 |
| Cottage of the Shoals | | 2 | | | 2 |
| DJ Jacobetti Home for Veterans | | 2 | | | 2 |
| EASTERN NIAGARA HOSPITAL | | 2 | | | 2 |
| CVS AZ5892POCT LAVEEN | | 2 | | | 2 |
| URGENTMED PLANTATION | | | 2 | 100% | 2 |
| INSPIRIT SENIOR LIVING | | | 2 | 100% | 2 |
| VAULT MEDICAL SERVICES | | 1 | 1 | 50% | 2 |
| MINUTECLINIC DIAGNOSTIC PA #7110 | | 2 | | | 2 |
| SMITH NORTHVIEW HOSPITAL LAB | | | 2 | 100% | 2 |
| FIRST CHOICE MEDICAL PC | | | 2 | 100% | 2 |
| CHI MEMORIAL PRIMARY CARE ASSOCIATES-A | | 2 | | | 2 |
| WEST COAST PEDIATRICS | | | 2 | 100% | 2 |

COVID-19: testing by laboratory

Data through May 7, 2021 verified as of May 8, 2021 at 09:25 AM

Data in this report are provisional and subject to change.

The numbers in the table below represent the number of Florida and non-Florida residents for whom test results were received by the Department of Health. A person can be tested by more than one laboratory and can have both positive and negative results. **Therefore, the sum of the numbers in each column will be larger than the total number of people tested.**

| Reporting lab | Inconclusive | Negative | Positive | Percent positive | Total |
|--|--------------|----------|----------|------------------|-------|
| FLORIDA MEDICAL CLINIC CARDIOLOGY-ZH | | | 2 | 100% | 2 |
| GOPATH LABORATORIES | | | 2 | 100% | 2 |
| UNIVERSITY OF ILLINOIS HOSPITAL | | | 2 | 100% | 2 |
| Harbert Hills Academy Nursing Home | | 2 | | | 2 |
| SOUTHERN BREEZE HEALTHCARE | | 1 | 1 | 50% | 2 |
| PALM BEACH DIABETES & ENDOCRINE SPECIALISTS PA | | | 2 | 100% | 2 |
| Chatham Nursing and Rehab Center | | 2 | | | 2 |
| WELLSTREET SMYNA URGENT CARE | | 2 | | | 2 |
| TMH PHYSICIAN PARTNERS MONTICELLO | | 1 | 1 | 50% | 2 |
| Mayaguez Outpatient Clinic | | 2 | | | 2 |
| FLORIDA MEDICAL CENTER OF CLEARWATER | | 2 | | | 2 |
| The Palms Nursing and Rehabilitation | | 1 | 1 | 50% | 2 |
| TENNESSEE DEPARTMENT OF HEALTH (TDH) - REGIONAL LABORATORY | | | 2 | 100% | 2 |
| Kroger 672 - The Little Clinic Bill Kennedy & Glenwood | | 2 | | | 2 |
| PUBLIC HEALTH LABORATORY | 1 | | 1 | 50% | 2 |
| SPRINGFIELD HOSPITAL LABORATORY | | | 2 | 100% | 2 |
| DOCTORS CARE OF PALM COAST | | | 2 | 100% | 2 |
| BAYCARE OUTREACH LAB | | | 2 | 100% | 2 |
| VA Greater LA HCS-Santa Maria OPC | | | 2 | 100% | 2 |
| CROSTOWN PHARMACY | | 2 | | | 2 |
| ATVIVO LLC | | 2 | | | 2 |
| METROHEALTH SYSTEM | | | 2 | 100% | 2 |
| DIAGNOSTIC CLINIC MEDICAL GROUP INC | | 2 | | | 2 |
| MINERS COLFAX MEDICAL CENTER | | 2 | | | 2 |
| MIDDLEBURG PEDIATRICS | | | 2 | 100% | 2 |
| SOUTHERN SPRINGS HEALTH CARE | | 2 | | | 2 |
| CVS OH6185POCT PICKERINGTON | | 2 | | | 2 |
| DUKE UNIVERSITY POINT OF CARE TESTING PROGRAM | | | 2 | 100% | 2 |
| KEATING SPORTS CENTER | | 2 | | | 2 |
| SYMPHONY OF BUFFALO GROVE | | 2 | | | 2 |
| CVS NE5863POCT OMAHA | | 1 | 1 | 50% | 2 |
| EVERYBODY'S FAMILY CLINIC | | 2 | | | 2 |
| Friendship Manor Inc. | | 2 | | | 2 |
| NEWTON MEMORIAL HOSPITAL | | 2 | | | 2 |
| RHODE ISLAND DEPARTMENT OF HEALTH LABORATORIES | | | 2 | 100% | 2 |
| Great Lakes Health Center | | | 2 | 100% | 2 |
| FHCP ASC - ORANGE CITY | | | 2 | 100% | 2 |
| KAISER SUNNYSIDE MEDICAL CTR LAB | | 2 | | | 2 |
| MY INSTADOC - HOWELL URGENT CARE | | 2 | | | 2 |
| FIRSTCHOICE FAMILY CARE, PLLC | | 2 | | | 2 |
| Virginia Gay Nursing and Rehab | | 2 | | | 2 |
| PALM BAY COMMUNITY OUTPATIENT CLINIC | | 2 | | | 2 |
| ENCOMPASS HEALTH HOME HEALTH | | 1 | 1 | 50% | 2 |
| WEST BOCA MEDICAL CENTER | | | 2 | 100% | 2 |
| CVS AZ7855POCT TUCSON | | 1 | 1 | 50% | 2 |
| DALLAS VA MEDICAL CENTER - VA NORTH TEXAS HEALTH CARE SYSTEM | | | 2 | 100% | 2 |

COVID-19: testing by laboratory

Data through May 7, 2021 verified as of May 8, 2021 at 09:25 AM

Data in this report are provisional and subject to change.

The numbers in the table below represent the number of Florida and non-Florida residents for whom test results were received by the Department of Health. A person can be tested by more than one laboratory and can have both positive and negative results. **Therefore, the sum of the numbers in each column will be larger than the total number of people tested.**

| Reporting lab | Inconclusive | Negative | Positive | Percent positive | Total |
|---|--------------|----------|----------|------------------|-------|
| NAVAL BRANCH MEDICAL CLINIC | | | 2 | 100% | 2 |
| JUPITER PEDIATRIC ASSOCIATES, PA | | 1 | 1 | 50% | 2 |
| TWIN LAKES REHAB & HEALTHCARE | | 2 | | | 2 |
| EXPRESS PHARMACY INC | | 1 | 1 | 50% | 2 |
| LOURDES-NOREEN MCKEEN RESIDENCE□ | | | 2 | 100% | 2 |
| WillowBrooke Court at Southampton Estates | | 2 | | | 2 |
| GOUVERNEUR HOSPITAL LABORATORY | | 2 | | | 2 |
| ADVANTA ANALYTICAL LABORATORIES | | | 2 | 100% | 2 |
| UNIVERSITY OF TEXAS AT EL PASO, THE | | | 2 | 100% | 2 |
| MAGNOLIA ADULT, LLC | | | 2 | 100% | 2 |
| The Suites at Western Home Communities | | 2 | | | 2 |
| PATIENT FIRST MEDICAL CENTER-CARYTOWN | | | 2 | 100% | 2 |
| JULIE STAATS DO | | 2 | | | 2 |
| MD NOW URGENT CARE CENTER INC. | | | 2 | 100% | 2 |
| SOUTH HILLSBOROUGH CBOC | | | 2 | 100% | 2 |
| FLORIDA DEPARTMENT OF HEALTH IN ESCAMBIA COUNTY | | 1 | 1 | 50% | 2 |
| BAYCARE OUTREACH LAB WH SOUTH | | | 2 | 100% | 2 |
| WillowBrooke Court at Westminster Village | | 2 | | | 2 |
| MOUNT ST MARYS HOSPITAL OF NIAGARA FALLS | | 1 | 1 | 50% | 2 |
| ABILITY DIAGNOSTICS LLC | | | 2 | 100% | 2 |
| LABTOX LABORATORIES | | | 2 | 100% | 2 |
| ENVOY OF FORK UNION, LLC DBA ENVOY AT THE VILLAGE | | 2 | | | 2 |
| LILY PHARMACY | | 2 | | | 2 |
| BAPTIST HOSPITAL LABORATORY | | | 2 | 100% | 2 |
| Avanti Wellness and Rehab | | | 2 | 100% | 2 |
| JASPER MEMORIAL HOSPITAL | | 1 | 1 | 50% | 2 |
| Van Wert Manor | | 2 | | | 2 |
| SYNEOS HEALTH | | | 2 | 100% | 2 |
| ASSOCIATES IN UROGYNECOLOGY MD LLC | | 2 | | | 2 |
| PM PEDIATRICS OF BAYSIDE PLLC - HOPEWELL JUNCTION | | 2 | | | 2 |
| ALL CHILDRENS PEDIATRIC CLINIC | | | 2 | 100% | 2 |
| CHIPLEY DIALYSIS | | | 2 | 100% | 2 |
| POPLAR HEALTHCARE | | | 2 | 100% | 2 |
| Wetumpka Health and Rehab, LLC | | 2 | | | 2 |
| SUNCOAST BLOOD BANK | | | 2 | 100% | 2 |
| EASTERN NEW MEXICO UNIVERSITY STUDENT | | 2 | | | 2 |
| STATCARE URGENT AND WALK-IN | | | 2 | 100% | 2 |
| CVS NV5286POCT HENDERSON | | 2 | | | 2 |
| SHORE MEDICAL CENTER | | 2 | | | 2 |
| UNIVERSITY HOSPITAL OF BROOKLYN | | 2 | | | 2 |
| EXCELTOX LABORATORIES LLC | | 2 | | | 2 |
| CVS NE2741POCT LA VISTA | | 2 | | | 2 |
| UF KANAPAHA LAB BEAKER | | 2 | | | 2 |
| COX HEALTH SOUTH LAB | | 1 | 1 | 50% | 2 |
| SOUTHERN TENNESSEE MEDICAL CENTER | | | 2 | 100% | 2 |
| CRAWFORD COUNTY CARE CENTER | | 2 | | | 2 |

COVID-19: testing by laboratory

Data through May 7, 2021 verified as of May 8, 2021 at 09:25 AM

Data in this report are provisional and subject to change.

The numbers in the table below represent the number of Florida and non-Florida residents for whom test results were received by the Department of Health. A person can be tested by more than one laboratory and can have both positive and negative results. **Therefore, the sum of the numbers in each column will be larger than the total number of people tested.**

| Reporting lab | Inconclusive | Negative | Positive | Percent positive | Total |
|---|--------------|----------|----------|------------------|-------|
| JOHNSON CITY MEDICAL CENTER | | 1 | 1 | 50% | 2 |
| MCLAREN REGIONAL MEDICAL CENTER | | | 2 | 100% | 2 |
| MEDEXPRESS URGENT CARE - SPRINGFIELD, COOLEY ST | | 2 | | | 2 |
| SPECTRA EAST INC | | 1 | 1 | 50% | 2 |
| UNM SANDOVAL REGIONAL MEDICAL CENTER | | 2 | | | 2 |
| CARE NOW DENTON | | | 2 | 100% | 2 |
| MEDEXPRESS URGENT CARE, MILLCREEK | | 2 | | | 2 |
| CARE 365 | | | 2 | 100% | 2 |
| WEST FLORIDA MEDICAL ASSOCIATES, PA | | | 2 | 100% | 2 |
| COBLESKILL REGIONAL HOSPITAL | | 2 | | | 2 |
| POLK PEDIATRICS | | 1 | 1 | 50% | 2 |
| VA WNYHCS - Buffalo Division | | 1 | 1 | 50% | 2 |
| BERGEN COUNTY SURGICAL AND ENDOSCOPY CENTER | | 2 | | | 2 |
| FLORIDA DEPARTMENT OF HEALTH IN CITRUS COUNTY | | 2 | | | 2 |
| Iron County Medical Care Facility | | 2 | | | 2 |
| WILLOWBROOKE CT AT LIMA ESTATES | | 2 | | | 2 |
| POMONA VALLEY COMMUNITY HOSPITAL | | | 2 | 100% | 2 |
| SPRING HILL REGIONAL HOSPITAL | | | 2 | 100% | 2 |
| BUFFALO CROSSINGS HEALTHCARE AND REHABILITATION CENTER | | | 2 | 100% | 2 |
| HPH HOME CARE | | 1 | 1 | 50% | 2 |
| CAROLINA BAY HEALTHCARE CTR OF WILMING | | 2 | | | 2 |
| The Laurels of Hendersonville | | 2 | | | 2 |
| PALM WEST INTERNIST PA | | | 2 | 100% | 2 |
| CPL INC/BSSC PATHOLOGY | | 2 | | | 2 |
| MID AMERICA CLINICAL LABS | | | 2 | 100% | 2 |
| VANAYER HEALTHCARE AND REHAB CENTER | | 2 | | | 2 |
| UNIVERSITY OF MISSOURI HEALTH CARE | | | 2 | 100% | 2 |
| MEMORIAL SLOAN KETTERING CANCER CENTER | | 1 | 1 | 50% | 2 |
| MIDWAY SPECIALTY CARE CENTER INC | | 2 | | | 2 |
| INTEGRITY CLINICAL RESEARCH CENTER INC | | 1 | 1 | 50% | 2 |
| NEW YORK UNIVERSITY MEDICAL CENTER | | | 2 | 100% | 2 |
| Kroger 550 - The Little Clinic Bellevue | | 2 | | | 2 |
| UNIVERSITY OF VERMONT MEDICAL CENTER | | | 2 | 100% | 2 |
| PIEDMONT ATHENS REGIONAL HOSPITAL LAB | | | 2 | 100% | 2 |
| BERKSHIRE MEDICAL CENTER | | | 2 | 100% | 2 |
| FLORIDA CLINICAL LABORATORY INC | | | 2 | 100% | 2 |
| Lake Charles Healthcare LLC dba Landmark Lake Charles | | | 2 | 100% | 2 |
| CATHOLIC HEALTH LABORATORY SERVICES | | 2 | | | 2 |
| Mary Anna Nursing Home | | 2 | | | 2 |
| MEDEXPRESS URGENT CARE - MYLAN | | | 2 | 100% | 2 |
| HOUSTON HEALTH DEPARTMENT - BUREAU OF LABORATORY SERVICES | | | 2 | 100% | 2 |
| LIFT HEALTH | | 2 | | | 2 |
| Community Resource and Referral Center | | 2 | | | 2 |
| CVS MA1877POCT NORTON | | 2 | | | 2 |
| CONEMAUGH MEMORIAL MEDICAL CENTER | | 2 | | | 2 |
| PLAINS REGIONAL MEDICAL CENTER | | 2 | | | 2 |

COVID-19: testing by laboratory

Data through May 7, 2021 verified as of May 8, 2021 at 09:25 AM

Data in this report are provisional and subject to change.

The numbers in the table below represent the number of Florida and non-Florida residents for whom test results were received by the Department of Health. A person can be tested by more than one laboratory and can have both positive and negative results. **Therefore, the sum of the numbers in each column will be larger than the total number of people tested.**

| Reporting lab | Inconclusive | Negative | Positive | Percent positive | Total |
|--|--------------|----------|----------|------------------|-------|
| MEDEXPRESS URGENT CARE, LEBANON | | 2 | | | 2 |
| ORLANDO HEALTH MEDICAL GROUP | | 1 | 1 | 50% | 2 |
| CVS TX3702POCT KATY | | 2 | | | 2 |
| HAPPY KIDZ PEDIATRICS PL | | 1 | 1 | 50% | 2 |
| CVS TX7431POCT ROWLETT | | 2 | | | 2 |
| NYUMC CLINICAL LABORATORIES | | | 2 | 100% | 2 |
| MERCY HEALTH LAB | | 1 | 1 | 50% | 2 |
| SYLVAN NURSING | | | 2 | 100% | 2 |
| HCA HOUSTON ER 24/7 | | | 2 | 100% | 2 |
| MARTIN HEALTH PHYSICIAN GROUP | | | 1 | 100% | 1 |
| ERLANGER WESTERN CAROLINA HOSPITAL | | | 1 | 100% | 1 |
| Rockcastle Health and Rehab | | 1 | | | 1 |
| CHILDRENS HEALTHCARE CTE OF NORTHERN | | 1 | | | 1 |
| MED LAB SERVICES, LLC | | | 1 | 100% | 1 |
| J F K PEDIATRICS | | | 1 | 100% | 1 |
| JACKSONVILLE HEALTH & REHAB | | 1 | | | 1 |
| WATERSIDE HEALTH & REHAB CENTER, LLC | | 1 | | | 1 |
| IZ MEDICAL | | 1 | | | 1 |
| Autumn Care of Suffolk | | 1 | | | 1 |
| CLINICAL MICROBIOLOGY LAB FAIRVIEW UNIVERSITY HOSPITAL | | | 1 | 100% | 1 |
| ARKANSAS PUBLIC HEALTH LABORATORY | | 1 | | | 1 |
| NORTH MIAMI BEACH SURGICAL CENTER | | | 1 | 100% | 1 |
| SOUTHEAST HEALTH WESTGATE CLINIC | | | 1 | 100% | 1 |
| ISLANDS ASSISTED LIVING FACILITY,THE | | | 1 | 100% | 1 |
| RIVIERA BEACH HEALTH CENTER LAB | | | 1 | 100% | 1 |
| SEATTLE-KING COUNTY | | | 1 | 100% | 1 |
| Kroger 909 - The Little Clinic Hamilton | | | 1 | 100% | 1 |
| TALLAHASSEE DIALYSIS | | 1 | | | 1 |
| STONESPRINGS HOSPITAL CENTER | | | 1 | 100% | 1 |
| UF HEALTH FAMILY MEDICINE-GOODBYS CREEK | | | 1 | 100% | 1 |
| DPH OP LAB | | | 1 | 100% | 1 |
| MEMORIAL HOSPITAL LOS BANOS | | | 1 | 100% | 1 |
| CHC | | | 1 | 100% | 1 |
| WHEATON FRANCISCAN LABORATORY | | | 1 | 100% | 1 |
| Country View of Sunbury | | | 1 | 100% | 1 |
| FLORIDA WATERMAN HOSPITAL | | | 1 | 100% | 1 |
| Riverside Nursing & Rehabilitation Center | | 1 | | | 1 |
| JUPITER MEDICAL GROUP | | | 1 | 100% | 1 |
| Marysville Care Center | | 1 | | | 1 |
| EVANS FAMILY CARE PA | | | 1 | 100% | 1 |
| LIFE CARE CENTER OF HILTON HEAD | | 1 | | | 1 |
| NC STATE LAB OF PUBLIC HEALTH | | | 1 | 100% | 1 |
| ECHCS - Jewell Clinic | | 1 | | | 1 |
| SHARON REGIONAL MEDICAL CENTER | | | 1 | 100% | 1 |
| SC-GA2018 THE RIDGE REHABILITATION & H | | 1 | | | 1 |
| UT HEALTH RGV CLINICAL LABORATORY | | | 1 | 100% | 1 |

COVID-19: testing by laboratory

Data through May 7, 2021 verified as of May 8, 2021 at 09:25 AM

Data in this report are provisional and subject to change.

The numbers in the table below represent the number of Florida and non-Florida residents for whom test results were received by the Department of Health. A person can be tested by more than one laboratory and can have both positive and negative results. **Therefore, the sum of the numbers in each column will be larger than the total number of people tested.**

| Reporting lab | Inconclusive | Negative | Positive | Percent positive | Total |
|--|--------------|----------|----------|------------------|-------|
| Lakeland Nursing and Rehabilitation Center LLC | | 1 | | | 1 |
| ST.ELIZABETH HEALTH CENTER | 1 | | | | 1 |
| THE INTERNAL MEDICAL GROUP | | 1 | | | 1 |
| Willow Ridge Center | | 1 | | | 1 |
| Schoenbrunn Healthcare | | 1 | | | 1 |
| WALMART PHARMACY 10-4554 | | 1 | | | 1 |
| MBMG OF WINTER HAVEN | | | 1 | 100% | 1 |
| ADVANCE GASTROENTEROLOGY | | | 1 | 100% | 1 |
| ROMULO CAMOGLIANO MD/INTERNAL MEDICINE | | | 1 | 100% | 1 |
| URGENT DOC -NACOGODOCHES CLINIC | | | 1 | 100% | 1 |
| Medilodge of Midland | | 1 | | | 1 |
| JOHN D. ARCHBOLD MEMORIAL HOSPITAL | | | 1 | 100% | 1 |
| SWIFTCARE URGENT CARE, PLLC | | | 1 | 100% | 1 |
| Elmbrook Home | | 1 | | | 1 |
| ACCULAB | | | 1 | 100% | 1 |
| MOUNT DORA DIALYSIS | | | 1 | 100% | 1 |
| HARDVARD VANGUARD MEDICAL ASSOCIATES - NEEDHAM | | | 1 | 100% | 1 |
| Crisp Regional Nursing and Rehab Center | | 1 | | | 1 |
| BLACK SHEEP MEDICAL | | | 1 | 100% | 1 |
| COSTAMED GRUPO MEDICO | | | 1 | 100% | 1 |
| FAMILY PRACTICE OF CENTRAL FLORIDA PA | | | 1 | 100% | 1 |
| Elderwood at Lancaster | | 1 | | | 1 |
| JOHN HOPKINS WELLNESS CENTER PEPSICO | | | 1 | 100% | 1 |
| LEHIGH REGIONAL WOUND CENTER | | | 1 | 100% | 1 |
| WELLSTREET CLAIRMONT | | 1 | | | 1 |
| Pinnacle Health and Rehab at South Portland | | 1 | | | 1 |
| LUMICO LIFE INSURANCE COMPANY | | 1 | | | 1 |
| PEDIATRIC SPECIALTY CLINIC COLLIER | | | 1 | 100% | 1 |
| Summit Medical Group Morristown Oncology | | 1 | | | 1 |
| PHYSICIANS ASSOCIATES | | | 1 | 100% | 1 |
| PALM BEACH PEDIATRIC UROLOGY | | | 1 | 100% | 1 |
| Walgreens #5914 | | 1 | | | 1 |
| Bayou Vista Community Care Center | | | 1 | 100% | 1 |
| BROWNSVILLE ADULT AND PEDIATRIC CLINIC | | | 1 | 100% | 1 |
| HARDEE COUNTY FIRE RESCUE | | 1 | | | 1 |
| CONVENIENT MD | | | 1 | 100% | 1 |
| CVS IL2297651CV JOLIET | | 1 | | | 1 |
| JPS HEALTH CENTER AT TRUE WORTH PLACE | | | 1 | 100% | 1 |
| BAPTIST HEALTH SURGERY CENTER | | | 1 | 100% | 1 |
| LACKAWANNA HEALTH AND REHAB CENTER | | 1 | | | 1 |
| WALGREENS #10854 | | 1 | | | 1 |
| SUNRISE/QUAY COUNTY HEALTH CLINIC | | 1 | | | 1 |
| Walgreens #9121 | | 1 | | | 1 |
| BIODORON LABORATORIES | | | 1 | 100% | 1 |
| Wrightsville Manor Health and Rehab | | 1 | | | 1 |
| HEALTH & WELLNESS PROFESSIONALS INC | | | 1 | 100% | 1 |

COVID-19: testing by laboratory

Data through May 7, 2021 verified as of May 8, 2021 at 09:25 AM

Data in this report are provisional and subject to change.

The numbers in the table below represent the number of Florida and non-Florida residents for whom test results were received by the Department of Health. A person can be tested by more than one laboratory and can have both positive and negative results. **Therefore, the sum of the numbers in each column will be larger than the total number of people tested.**

| Reporting lab | Inconclusive | Negative | Positive | Percent positive | Total |
|---|--------------|----------|----------|------------------|-------|
| NAVICENT HEALTH OCONEE, LLC | | 1 | | | 1 |
| Smg/North Jersey Hematology & Oncology | | 1 | | | 1 |
| COMMUNITY MEMORIAL HOSPITAL | | 1 | | | 1 |
| RAPID CITY REGIONAL HOSPITAL -579 ATTN. LABORATORY | | 1 | | | 1 |
| WW Chem Auto SS | | | 1 | 100% | 1 |
| PEDIATRIC ASSOCIATES - JACKSONVILLE | | | 1 | 100% | 1 |
| MEDICAL CENTER FRANKLIN | | | 1 | 100% | 1 |
| PROGRESSIVE MEDICAL RESEARCH | | | 1 | 100% | 1 |
| GENESIS HOME HEALTH CARE SERVICES OF | | | 1 | 100% | 1 |
| Kroger 569 - The Little Clinic Gallatin | | 1 | | | 1 |
| MGH DEPARTMENT OF PATHOLOGY | | | 1 | 100% | 1 |
| HEALTH SERVICES-COLUMBIA COLLEGE | | 1 | | | 1 |
| Good Samaritan Society - Mountian Lake | | 1 | | | 1 |
| MEDICAL CENTER OF TRINITY - MOB | | 1 | | | 1 |
| YOUTH HEALTH CENTER OF HUNTINGTON | | 1 | | | 1 |
| CVS NV9586POCT RENO | | 1 | | | 1 |
| Good Samaritan Society - Albion | | 1 | | | 1 |
| FLORIDA EPIDEMIOLOGY PROGRAM | | | 1 | 100% | 1 |
| PATHOLOGYT & LAB MEDICINE SERVICES | | | 1 | 100% | 1 |
| CARENOW URGENT CARE - SPRING | | | 1 | 100% | 1 |
| Aristacare at Cedar Oaks | | 1 | | | 1 |
| PHOENIX MEDICAL CLINIC | | | 1 | 100% | 1 |
| WALGREENS PHOENIX | | 1 | | | 1 |
| Oak Hill Health & Rehabilitation Center | | | 1 | 100% | 1 |
| WESLEY CHAPEL INTERNAL MEDICINE AND PEDIATRICS PA | | | 1 | 100% | 1 |
| Manor Care of Dallastown d/b/a ManorCare Health Services - Dallastown | | 1 | | | 1 |
| Accordius Health at Harrisonburg | | 1 | | | 1 |
| Stonespring Transitional Care | | 1 | | | 1 |
| WASHINGTON SOLDIERS HOME AND COLONY | | 1 | | | 1 |
| EXPRESS LAB LIVINGSTON | | | 1 | 100% | 1 |
| AUTUMN CARE OF STATESVILLE, LLC | | 1 | | | 1 |
| PINELLAS POINT NURSING AND REHAB CENTER | | | 1 | 100% | 1 |
| CHATEAU MADELEINE - SENIOR LIVING & MEMORY CARE | | | 1 | 100% | 1 |
| WESTON COUNTY HEALTH SERVICES | | | 1 | 100% | 1 |
| PATIENT FIRST - GARRISONVILLE | | | 1 | 100% | 1 |
| DOCTORS HEARING | | | 1 | 100% | 1 |
| HALE KUPUNA HERITAGE HOME | | 1 | | | 1 |
| BEST CHOICE WELLNESS & LABORATORY LLC | | | 1 | 100% | 1 |
| PEDIATRIC ASSOCIATES OF JULINGTON CREEK | | | 1 | 100% | 1 |
| PARK CITY HOSPITAL - RESPIRATORY CARE SERVICES | | | 1 | 100% | 1 |
| LAKE MARY DIALYSIS | | | 1 | 100% | 1 |
| MOSOLF PEDIATRICS PA | | | 1 | 100% | 1 |
| INTERNAL MEDICINE GROUP OF WINTER HAVEN PA | | 1 | | | 1 |
| CARSON NURSING AND REHABILITATION CENTER | | 1 | | | 1 |
| MEDEXPRESS WELL - OLDSMAR | | | 1 | 100% | 1 |
| MID-FLORIDA PATHOLOGY LLC | | 1 | | | 1 |

COVID-19: testing by laboratory

Data through May 7, 2021 verified as of May 8, 2021 at 09:25 AM

Data in this report are provisional and subject to change.

The numbers in the table below represent the number of Florida and non-Florida residents for whom test results were received by the Department of Health. A person can be tested by more than one laboratory and can have both positive and negative results. **Therefore, the sum of the numbers in each column will be larger than the total number of people tested.**

| Reporting lab | Inconclusive | Negative | Positive | Percent positive | Total |
|---|--------------|----------|----------|------------------|-------|
| ABBOTT LABORATORIES ROSS PRODUCTS | | | 1 | 100% | 1 |
| BAPTIST HEALTH PRIMARY CARE AT CUTLER BAY | | | 1 | 100% | 1 |
| CARESPOT - WELLINGTON | | | 1 | 100% | 1 |
| MCR HEALTH MEDICAL EXPRESS | | | 1 | 100% | 1 |
| Kroger 929 - The Little Clinic Corryville | | 1 | | | 1 |
| WELL KEY URGENT CARE MARYVILLE | | 1 | | | 1 |
| HEALTH CARPENTER PLLC | | 1 | | | 1 |
| OXY-GENLAB | | | 1 | 100% | 1 |
| Kroger 699 - The Little Clinic Smyrna | | 1 | | | 1 |
| Elm Crest Senior Living Community | | 1 | | | 1 |
| ACUPATH LABORATORIES INC | | | 1 | 100% | 1 |
| SPELMAN COLLEGE DEPT OF HEALTH SERVICE | | 1 | | | 1 |
| UF HEALTH THE VILLAGES | | | 1 | 100% | 1 |
| FIRST CARE OF GAINESVILLE | | | 1 | 100% | 1 |
| NABI | | 1 | | | 1 |
| Encompass Health Littleton | | 1 | | | 1 |
| Remarkable Healthcare Dallas | | | 1 | 100% | 1 |
| BRUSHY CREEK FAMILY HOSPITAL | | | 1 | 100% | 1 |
| C A R E S | | 1 | | | 1 |
| IVY CREEK FAMILY CARE OF TROY | | | 1 | 100% | 1 |
| APC HEALTH LLC | | | 1 | 100% | 1 |
| YOUR HEALTH PEDIATRICS INC | | | 1 | 100% | 1 |
| ALBUQUERQUE INDIAN HEALTH CENTER | | 1 | | | 1 |
| CONCENTRA - TAMPA EAST | | 1 | | | 1 |
| GAMMA HEALTHCARE, INC | | 1 | | | 1 |
| HAVASU REGIONAL MEDICAL CENTER | | | 1 | 100% | 1 |
| COLE DIAGNOSTICS - BOISE | | 1 | | | 1 |
| BAPTIST HOSPITAL EAST | | | 1 | 100% | 1 |
| Ladera Center | | 1 | | | 1 |
| SV MOBILE HEALTH | | | 1 | 100% | 1 |
| COMMUNITY MEDICAL CENTER-ORANGE CITY | | 1 | | | 1 |
| Gulf Coast health and Rehabilitation, LLC | | 1 | | | 1 |
| HOLYOKE MEDICAL CENTER | | | 1 | 100% | 1 |
| Accordius Health at Gastonia | | | 1 | 100% | 1 |
| LAKEVIEW REGIONAL HOSPITAL | | | 1 | 100% | 1 |
| Westminster Canterbury Richmond | | 1 | | | 1 |
| EPIC CARE PHARMACY | | 1 | | | 1 |
| Kroger 527 - The Little Clinic Hwy 70 S. | | 1 | | | 1 |
| CHC SOUTHWEST FLORIDA LAB-LIVE | | | 1 | 100% | 1 |
| LAKE WALES DIALYSIS CENTER | | | 1 | 100% | 1 |
| HEALTH GUAGE | | | 1 | 100% | 1 |
| GUIDEWELL SANITAS | | | 1 | 100% | 1 |
| INFANTS & CHILDREN PA | | | 1 | 100% | 1 |
| CROZER-CHESTER MEDICAL CENTER | | | 1 | 100% | 1 |
| MINUTE CLINIC DIAGNOSTIC MED GRP OF CA | | 1 | | | 1 |
| Perham Living | | | 1 | 100% | 1 |

COVID-19: testing by laboratory

Data through May 7, 2021 verified as of May 8, 2021 at 09:25 AM

Data in this report are provisional and subject to change.

The numbers in the table below represent the number of Florida and non-Florida residents for whom test results were received by the Department of Health. A person can be tested by more than one laboratory and can have both positive and negative results. **Therefore, the sum of the numbers in each column will be larger than the total number of people tested.**

| Reporting lab | Inconclusive | Negative | Positive | Percent positive | Total |
|--|--------------|----------|----------|------------------|-------|
| MODERN URGENT CARE | | | 1 | 100% | 1 |
| NEMOURS CHILDREN'S PRIMARY CARE | | | 1 | 100% | 1 |
| COASTAL PEDIATRICS LLC | | | 1 | 100% | 1 |
| NORTH FLORIDA CHILD DEVELOPMENT, INC | | | 1 | 100% | 1 |
| LONG ISLAND MINIMALLY INVASIVE SURGERY | | 1 | | | 1 |
| Waddell Nursing & Rehab Center | | 1 | | | 1 |
| BREVARD HEALTH ALLIANCE - SARNO/MELBOURNE | | 1 | | | 1 |
| JOHN MANCHIN SR HEALTH CARE CENTER | | 1 | | | 1 |
| MEDICAL SPECIALISTS OF THE PALM BEACHES INC | | | 1 | 100% | 1 |
| ALLIANCE MD DIRECT PRIMARY CARE | | | 1 | 100% | 1 |
| LAB. CORP. OF AMERICA | | | 1 | 100% | 1 |
| GREATER TAMPA AT HOME | | | 1 | 100% | 1 |
| Parkwood Healthcare Facility | | 1 | | | 1 |
| CALIFORNIA PUBLIC HEALTH LABORATORY | | | 1 | 100% | 1 |
| ONPOINT URGENT CARE | | | 1 | 100% | 1 |
| TMH URGENT CARE CENTER | | | 1 | 100% | 1 |
| ManorCare Yeadon | | 1 | | | 1 |
| Kroger 016 - The Little Clinic Centennial | | 1 | | | 1 |
| ROAN MOUNTAIN MEDICAL CENTER | | | 1 | 100% | 1 |
| JACKSON GENERAL HOSPITAL | | | 1 | 100% | 1 |
| NEMOURS CHILDRENS URGENT CARE | | | 1 | 100% | 1 |
| THE CHILDREN'S HOSPITAL OF PHILADELPHIA | | 1 | | | 1 |
| DOYLESTOWN HOSPITAL | | | 1 | 100% | 1 |
| ISSAM ALBANNA MD PA | | | 1 | 100% | 1 |
| BEACH CARE PLLC | | | 1 | 100% | 1 |
| GENEVA FAMILY HEALTH | | | 1 | 100% | 1 |
| HUNTERS CREEK MEDICAL ASSOCIATES PA | | 1 | | | 1 |
| KNOX COMMUNITY HOSPITAL | | | 1 | 100% | 1 |
| WORKFORCE HEALTH DEPARTMENT | | | 1 | 100% | 1 |
| NORTH SHORE HEMATOLOGY-ONCOLOGY ASSOCI | | 1 | | | 1 |
| PENROSE HOSPITAL | | | 1 | 100% | 1 |
| ADVANCED RESEARCH INSTITUTE | | | 1 | 100% | 1 |
| UNITED HEALTHCARE | | | 1 | 100% | 1 |
| PROVIDENCE HOSPITAL | | | 1 | 100% | 1 |
| Avista Nursing and Rehab | | | 1 | 100% | 1 |
| PERFECT HEALTH URGENT CARE AND MEDICAL | | 1 | | | 1 |
| LAKE REGIONAL HEALTH | | | 1 | 100% | 1 |
| VANAJA SUREDDI MD PA | | | 1 | 100% | 1 |
| The Carrington | | 1 | | | 1 |
| LOGAN COUNTY HOSPITAL | | | 1 | 100% | 1 |
| WALKERS DRUG STORE | | | 1 | 100% | 1 |
| FIVE STAR PREMIER RESIDENCES OF POMPANO BEACH | | | 1 | 100% | 1 |
| SUNY AT STONY BROOK | | | 1 | 100% | 1 |
| HEALTHCARE PARTNERS FAMILY MEDICINE LLC | | | 1 | 100% | 1 |
| SIGNATURE CARE COLLEGE STATION | | | 1 | 100% | 1 |
| MEDLABS OF FLORIDA LLC D/B/A MEDLABS DIAGNOSTICS | | 1 | | | 1 |

COVID-19: testing by laboratory

Data through May 7, 2021 verified as of May 8, 2021 at 09:25 AM

Data in this report are provisional and subject to change.

The numbers in the table below represent the number of Florida and non-Florida residents for whom test results were received by the Department of Health. A person can be tested by more than one laboratory and can have both positive and negative results. **Therefore, the sum of the numbers in each column will be larger than the total number of people tested.**

| Reporting lab | Inconclusive | Negative | Positive | Percent positive | Total |
|--|--------------|----------|----------|------------------|-------|
| EUROFINS PHOENIX | | | 1 | 100% | 1 |
| GENESIS HEALTH SYSTEM | | | 1 | 100% | 1 |
| MD NOW MEDICAL CENTERS, INC | | | 1 | 100% | 1 |
| FAIRVIEW HOSPITAL | | | 1 | 100% | 1 |
| AFTER HOURS CLINIC | | | 1 | 100% | 1 |
| AdventHealth Care Center Zephyrhills North | | | 1 | 100% | 1 |
| AESTHETIC PHYSICIANS PC | | | 1 | 100% | 1 |
| NOVANT HEALTH PRINCE WILLIAM WELLNESS CENTER | | | 1 | 100% | 1 |
| LANGLEY DIALYSIS | | | 1 | 100% | 1 |
| MEDICAL LIFE-INC GUIDEWELL EMERGENCY MEDICINE | | | 1 | 100% | 1 |
| Nemours Children's Clinic-Orla | | | 1 | 100% | 1 |
| MARINA DEL REY HOSPITAL LAB | | | 1 | 100% | 1 |
| INDIANA STATE DEPARTMENT OF HEALTH CLINIC MICROBIOLOGY | | 1 | | | 1 |
| Grays Harbor Health and Rehabilitation | | 1 | | | 1 |
| THE MEDICAL CENTER AT SCOTTSVILLE | | | 1 | 100% | 1 |
| COLER REHABILITATION AND NURSING CARE | | 1 | | | 1 |
| GADSDEN FAMILY PRACTICE | | 1 | | | 1 |
| O'CONNELL HEALTH CENTER AT ST JOHNS | | | 1 | 100% | 1 |
| St. Ann Rehabilitation and Nursing Center | | 1 | | | 1 |
| Rosa Coplon Jewish Home and Infirmary | | 1 | | | 1 |
| NHC Chattanooga | | | 1 | 100% | 1 |
| IMMERSION RECOVERY CENTER LLC | | | 1 | 100% | 1 |
| Melbourne Terrace Rehabilitation Center | | | 1 | 100% | 1 |
| TAMPA FAMILY HEALTH CENTERS | | | 1 | 100% | 1 |
| KROGER 785 - THE LITTLE CLINIC DIXIE HWY | | 1 | | | 1 |
| WMC HEALTH GROUP INC | | | 1 | 100% | 1 |
| STAMFORD HOSPITAL | | | 1 | 100% | 1 |
| PARKWAY REGIONAL MEDICAL CENTER LAB | | | 1 | 100% | 1 |
| SIGNATURE CARE MIDLAND | | | 1 | 100% | 1 |
| CLEVELAND HEARTLAB | | | 1 | 100% | 1 |
| Walgreens #17445 | | 1 | | | 1 |
| CARILION CLINIC LAB TESTING SITE-POSTAL | | 1 | | | 1 |
| Greene Meadows Nursing and Rehabilitation Center | | 1 | | | 1 |
| GARDENS PEDIATRICS LAB | | | 1 | 100% | 1 |
| MIAMI CHILDRENS HOSPITAL MIDTOWN OUTPATIENT CENTER | | | 1 | 100% | 1 |
| LAURELS OF NORWORTH | | 1 | | | 1 |
| Orange City Nursing and Rehab Center | | | 1 | 100% | 1 |
| MD NOW URGENT CARE | | | 1 | 100% | 1 |
| ST GERARD'S COMMUNITY OF CARE | | 1 | | | 1 |
| SANTA CRUZ COUNTY HEALTH SERVICES | | | 1 | 100% | 1 |
| LOUISIANA STATE LAB | | | 1 | 100% | 1 |
| ABE'S GARDEN/PARK MANOR APARTMENTS | | 1 | | | 1 |
| BRISTOL CHILDRENS CLINIC | | | 1 | 100% | 1 |
| Juniper Village at Bucks County | | 1 | | | 1 |
| WESTCOAST FAMILY PRACTICE | | 1 | | | 1 |
| CFHC - FROSTPROOF | | | 1 | 100% | 1 |

COVID-19: testing by laboratory

Data through May 7, 2021 verified as of May 8, 2021 at 09:25 AM

Data in this report are provisional and subject to change.

The numbers in the table below represent the number of Florida and non-Florida residents for whom test results were received by the Department of Health. A person can be tested by more than one laboratory and can have both positive and negative results. **Therefore, the sum of the numbers in each column will be larger than the total number of people tested.**

| Reporting lab | Inconclusive | Negative | Positive | Percent positive | Total |
|---|--------------|----------|----------|------------------|-------|
| 2504-HOMEWOOD | | 1 | | | 1 |
| NEW RIVER HEALTH DISTRICT | | | 1 | 100% | 1 |
| Grangeville Health and Rehab | | 1 | | | 1 |
| Salem Hills Rehabilitation and Nursing Center | | 1 | | | 1 |
| CENTRAL CAROLINA HOSPITAL | | | 1 | 100% | 1 |
| EXAC CARE CROSSVILLE | | 1 | | | 1 |
| SOUTH COUNTY MEDICAL CENTER | | | 1 | 100% | 1 |
| Good Samaritan Society-Atkinson | | 1 | | | 1 |
| GRAND VIEW HOSPITAL | | | 1 | 100% | 1 |
| Valley Center (WV) | | | 1 | 100% | 1 |
| TMH PHYSICIAN PARTNERS QUINCY | | | 1 | 100% | 1 |
| CARESOUTH HHA HOLDINGS OF VIRGINIA, LLC | | | 1 | 100% | 1 |
| APEX HOME HEALTHCARE | | | 1 | 100% | 1 |
| WALGREENS #05150 | | 1 | | | 1 |
| CVS TX7824POCT GARLAND | | 1 | | | 1 |
| WALGREENS #01398 | | | 1 | 100% | 1 |
| GRAND LIVING | | | 1 | 100% | 1 |
| MCKENZIE COUNTY HEALTHCARE SYSTEMS LABORATORY | | | 1 | 100% | 1 |
| PRIMARY CARE & PEDIATRICS - SHEPHERSTOWN | | 1 | | | 1 |
| SOUTHEASTERN PATHOLOGY ASSOCIATES | | | 1 | 100% | 1 |
| DAVIS, CASEY | | 1 | | | 1 |
| SACRED HEART MEDICAL CENTER | | | 1 | 100% | 1 |
| PATIENT FIRST - SICKLERVILLE | | 1 | | | 1 |
| EAST END PEDIATRICS | | 1 | | | 1 |
| Willowbrooke Court at Normandy Farms Estates | | 1 | | | 1 |
| ADVENTHEALTH MEDICAL GROUP PEDIATRICS DIABETES & | | | 1 | 100% | 1 |
| CENTRAL ALABAMA HEALTH CARE SYSTEM | | | 1 | 100% | 1 |
| BLESSINGS MEDICAL CLINIC, THE | | | 1 | 100% | 1 |
| KELLY | | | 1 | 100% | 1 |
| BANNER UNIVERSITY MEDICAL CENTER | | | 1 | 100% | 1 |
| PEDIATRIC ASSOC OF JACKSONVILLE PA | | | 1 | 100% | 1 |
| BLUE RIDGE URGENT CARE MORGANTON | | | 1 | 100% | 1 |
| NEMOURS CHILDREN'S PRIMARY CARE | | | 1 | 100% | 1 |
| Eden Meadows | | 1 | | | 1 |
| AMERICAN MEDICAL RESPONSE - FARMER BRA | | 1 | | | 1 |
| ELKTON TRANSITIONAL CARE CENTER | | 1 | | | 1 |
| RIO GRANDE REGIONAL HOSPITAL FAMILY PRACTICE CLINIC | | | 1 | 100% | 1 |
| CVS / PHARMACY #10794 | | | 1 | 100% | 1 |
| NORTH COUNTY MEDICAL LAB | | | 1 | 100% | 1 |
| NEW HORIZON PRIMARY CARE LLC | | | 1 | 100% | 1 |
| PALMETTO CHARTER SCHOOL | | 1 | | | 1 |
| Kempsville Health and Rehab Center | | 1 | | | 1 |
| Kroger - KRO03500568 | | | 1 | 100% | 1 |
| KROGER 915 - THE LITTLE CLINIC ANDERSON | | | 1 | 100% | 1 |
| MAYO CLINICAL LABORATORIES | | 1 | | | 1 |
| UNIVERSITY OF IOWA HOSPITALS & CLINICS | | | 1 | 100% | 1 |

COVID-19: testing by laboratory

Data through May 7, 2021 verified as of May 8, 2021 at 09:25 AM

Data in this report are provisional and subject to change.

The numbers in the table below represent the number of Florida and non-Florida residents for whom test results were received by the Department of Health. A person can be tested by more than one laboratory and can have both positive and negative results. **Therefore, the sum of the numbers in each column will be larger than the total number of people tested.**

| Reporting lab | Inconclusive | Negative | Positive | Percent positive | Total |
|---|--------------|----------|----------|------------------|-------|
| EMERALD HEALTH CARE | | 1 | | | 1 |
| THE MEDICAL CENTER AT BOWLING GREEN | | | 1 | 100% | 1 |
| VOLUSIA MEDICAL CENTER | | | 1 | 100% | 1 |
| RICHMOND MEDICAL CENTER FOR WOMEN | | 1 | | | 1 |
| BROOKS REHAB | | | 1 | 100% | 1 |
| NORTH BROWARD MEDICAL CENTER | | | 1 | 100% | 1 |
| Piqua Manor | | 1 | | | 1 |
| MEDCARE QUALITY MEDICAL CENTER LLC | | | 1 | 100% | 1 |
| INTEGRIS SEMINOLE EMERGENCY DEPT | | | 1 | 100% | 1 |
| PIONEER CLINICAL RESEARCH LLC | | | 1 | 100% | 1 |
| DAVENPORT DIALYSIS CENTER | | 1 | | | 1 |
| FLORIDA DIGESTIVE AND LIVER SPECIALISTS | | | 1 | 100% | 1 |
| SARASOTA MEMORIAL HEALTHCARE | | | 1 | 100% | 1 |
| Plaza Healthcare | | | 1 | 100% | 1 |
| ATMORE COMMUNITY HOSPITAL | | | 1 | 100% | 1 |
| FRITZINGERTOWN SENIOR LIVING | | 1 | | | 1 |
| Masonic Medical Research Institute | | | 1 | 100% | 1 |
| HEALTHPLUS | | | 1 | 100% | 1 |
| Big River Nursing and Rehab | | 1 | | | 1 |
| MERITER LABORATORIES | | | 1 | 100% | 1 |
| SOUTHWEST VIRGINIA COMMUNITY HEALTH SYSTEMS | | | 1 | 100% | 1 |
| CARENOW URGENT CARE-HENDERSONVILLE | | 1 | | | 1 |
| Medilodge of Mt. Pleasant | | 1 | | | 1 |
| SOUTH FLORIDA EVALUATION AND TREATMENT | | 1 | | | 1 |
| JACKSBORO URGENT CARE | | | 1 | 100% | 1 |
| CVS M08595POCT RAYMORE | | 1 | | | 1 |
| MEDICAL CENTER | | | 1 | 100% | 1 |
| SENTARA AMBULATORY CARE CLINIC | | | 1 | 100% | 1 |
| FAMILY MEDICINE AT CELEBRATION | | 1 | | | 1 |
| BAPTIST HEALTH EXPRESS CARE | | | 1 | 100% | 1 |
| HARBOR OAKS GOLDEN YEARS | | | 1 | 100% | 1 |
| MISSION HOSPITAL | | | 1 | 100% | 1 |
| CONSULATE HEALTH CARE OF VERO BEACH | | | 1 | 100% | 1 |
| DR DAN C TRIGG MEMORIAL HOSPITAL | | 1 | | | 1 |
| MEDIPLUS CLINIC, INC | | | 1 | 100% | 1 |
| PAUL C SCHWARTZ & MELVIN L WEIDMAN | | 1 | | | 1 |
| PREMIER FAMILY AND SPORTS MEDICINE LLC | | | 1 | 100% | 1 |
| DOCTORS CHOICE HOME CARE INC | | | 1 | 100% | 1 |
| Sharon Care Center | | | 1 | 100% | 1 |
| BAPTIST MINOR MEDICAL CENTER | | | 1 | 100% | 1 |
| CVS PA2867POCT FOLSOM | | 1 | | | 1 |
| ANDERSON REGIONAL MEDICAL CENTER | | | 1 | 100% | 1 |
| PRIMARY AND URGENT CARE | | | 1 | 100% | 1 |
| CLEMENT MANOR HEALTH CENTER | | 1 | | | 1 |
| CSL PLASMA LAB | | | 1 | 100% | 1 |
| KID CARE PEDIATRICS PA | | | 1 | 100% | 1 |

COVID-19: testing by laboratory

Data through May 7, 2021 verified as of May 8, 2021 at 09:25 AM

Data in this report are provisional and subject to change.

The numbers in the table below represent the number of Florida and non-Florida residents for whom test results were received by the Department of Health. A person can be tested by more than one laboratory and can have both positive and negative results. **Therefore, the sum of the numbers in each column will be larger than the total number of people tested.**

| Reporting lab | Inconclusive | Negative | Positive | Percent positive | Total |
|--|--------------|----------|----------|------------------|-------|
| GATEWAY HEALTHCARE, PC | | | 1 | 100% | 1 |
| MID-SOUTH URGENT CARE, PLLC | | | 1 | 100% | 1 |
| Trenton Health and Rehabilitation | | 1 | | | 1 |
| MCH PHYSICIANS GROUP | | | 1 | 100% | 1 |
| VA COMMUNITY BASED CLINIC - LAKE CITY | | | 1 | 100% | 1 |
| Kroger 419 - The Little Clinic Farmington/Exeter | | 1 | | | 1 |
| UC SAN DIEGO CENTER FOR ADVANCED LABORATORY MEDICINE | | | 1 | 100% | 1 |
| SUSAN F WILLIAMS MD PA | | | 1 | 100% | 1 |
| Chateau Girardeau | | | 1 | 100% | 1 |
| VERITAS GENETICS, INC. | | | 1 | 100% | 1 |
| REGIONAL MED CTR BAYONET POINT | | | 1 | 100% | 1 |
| HEALTHCARE FOR THE HOMELESS | | | 1 | 100% | 1 |
| KNAPP MEDICAL GROUP | | | 1 | 100% | 1 |
| CENTRAL FLA PEDIATIC URGENT CARE LLC | | 1 | | | 1 |
| NFRC CLINICAL LAB | | | 1 | 100% | 1 |
| Chicago Heights CBOC | | 1 | | | 1 |
| LP ELIZABETHTON | | 1 | | | 1 |
| Urgent Care 24/7 Orlando LLC | | | 1 | 100% | 1 |
| URGENT CARE OF KANSAS CITY | | | 1 | 100% | 1 |
| Belvoir Woods Health Care Center at The Fairfax | | 1 | | | 1 |
| Oakland Nursing and Rehabilitation Center | | 1 | | | 1 |
| INFECTION CONTROL DEPT | | | 1 | 100% | 1 |
| VIP STARNETWORK | | 1 | | | 1 |
| SOUTHERN FAMILY HEALTH | | | 1 | 100% | 1 |
| UNIVERSAL DIAGNOSTICS LABORATORIES | | | 1 | 100% | 1 |
| MEDSTAT WARSAW | | | 1 | 100% | 1 |
| CVS AZ10529POCT SCOTTSDALE | | 1 | | | 1 |
| MOUNTAINVIEW URGENT CARE VALLEY | | 1 | | | 1 |
| MCLEOD MEMORIAL HOSPITAL CLARENDON | | | 1 | 100% | 1 |
| UNIVERSITY OF NORTH CAROLINA HOSPITALS | | | 1 | 100% | 1 |
| OASIS FAMILY RESORT IN THE SPRINGS LLC | | 1 | | | 1 |
| PHYSICIANS OF CENTRAL FLORIDA | | | 1 | 100% | 1 |
| TRANSCEND PERFORMANCE AND LIFESTYLE INSTITUTE | | | 1 | 100% | 1 |
| ARBOR DIAGNOSTICS, INC | | 1 | | | 1 |
| TREASURE COAST COMMUNITY HEALTH INC | | | 1 | 100% | 1 |
| SAINT AGNES HOSPITAL | | | 1 | 100% | 1 |
| TILE PHARMACY | | 1 | | | 1 |
| BMC/NASSAU | | | 1 | 100% | 1 |
| FORT MYERS DIALYSIS | | 1 | | | 1 |
| MONROE COUNTY PUBLIC HEALTH DEPARTMENT | | | 1 | 100% | 1 |
| MINUTECLINIC DIAGNOSTIC OF TN PC #6437 | | 1 | | | 1 |
| Chesapeake Shores - Signature HealthCare LLC | | 1 | | | 1 |
| PUBLIC HEALTH LABORATORIES | | | 1 | 100% | 1 |
| Alexandria Place | | 1 | | | 1 |
| Citadel | | 1 | | | 1 |
| UMASS MEMORIAL/MARLBORO HOSPITAL | | | 1 | 100% | 1 |

COVID-19: testing by laboratory

Data through May 7, 2021 verified as of May 8, 2021 at 09:25 AM

Data in this report are provisional and subject to change.

The numbers in the table below represent the number of Florida and non-Florida residents for whom test results were received by the Department of Health. A person can be tested by more than one laboratory and can have both positive and negative results. **Therefore, the sum of the numbers in each column will be larger than the total number of people tested.**

| Reporting lab | Inconclusive | Negative | Positive | Percent positive | Total |
|--|--------------|----------|----------|------------------|-------|
| Pelican Health Norfolk | | | 1 | 100% | 1 |
| SOMA MEDICAL CENTER PA #2 OAKLAND | | | 1 | 100% | 1 |
| NORTHWEST TEXAS HEALTHCARE SYSTEM, INC | | | 1 | 100% | 1 |
| CVS KS8573POCT OVERLAND PARK | | 1 | | | 1 |
| TITUSVILLE TOWERS ASSISTED LIVING | | 1 | | | 1 |
| ManorCare Health Services/ York South | | 1 | | | 1 |
| UC TAMiami | | | 1 | 100% | 1 |
| MAHONEY PEDIATRICS PA | | | 1 | 100% | 1 |
| MY URGENT CARE CLINIC | | | 1 | 100% | 1 |
| TRIPLE O RESEARCH INSTITUTE PA | | | 1 | 100% | 1 |
| RIVERSIDE REGIONAL MED CENTER | | | 1 | 100% | 1 |
| MERCY HOME | | 1 | | | 1 |
| Village Crest Center for Health & Rehabilitation | | 1 | | | 1 |
| MOUNT SINAI COMPREHENSIVE CANCER CENTER | | | 1 | 100% | 1 |
| IMA MEDICAL CENTER OF SOUTH WEST ORLANDO | | | 1 | 100% | 1 |
| SAINT ALPHONSUS REGIONAL MEDICAL CENTER | | | 1 | 100% | 1 |
| INFINITY HOME CARE OF PORT CHARLOTTE, LLC | | | 1 | 100% | 1 |
| THOMAS HOSPITAL | | | 1 | 100% | 1 |
| NHC HEALTH CARE CENTER | | 1 | | | 1 |
| ADVENTHEALTH MEDICAL GROUP UROLOGY AT EAST ORLANDO | | 1 | | | 1 |
| PHOENIX PROGRAMS OF FLORIDA INC | | 1 | | | 1 |
| OUCH URGENT CARE | | | 1 | 100% | 1 |
| METHODISM MIDLOTHIAN MEDICAL CENTER | | | 1 | 100% | 1 |
| BAYLOR SCOTT & WHITE ALL SAINTS MEDICAL CENTER FT | | | 1 | 100% | 1 |
| GENESIS MICROBIOLOGY LAB | | 1 | | | 1 |
| Jenkins Living Center | | 1 | | | 1 |
| MISSION REGIONAL MEDICAL CENTER | | | 1 | 100% | 1 |
| SUNCOAST FAMILY MEDICAL ASSOCIATES | | | 1 | 100% | 1 |
| CORE OCCUPATIONAL MEDICINE | | | 1 | 100% | 1 |
| ESOTERIC LAB | | | 1 | 100% | 1 |
| IC LABS | | | 1 | 100% | 1 |
| ANDREWS INSTITUTE AMBULATORY SURGERY CENTER | | 1 | | | 1 |
| WALGREENS #12322 | | 1 | | | 1 |
| SARASOTA MEMORIAL HOSPITAL | | 1 | | | 1 |
| INDIANA INTERNAL MEDICINE | | | 1 | 100% | 1 |
| FAU MEMORY & WELLNESS CENTER | | | 1 | 100% | 1 |
| NEW ULM MEDICAL CENTER | | | 1 | 100% | 1 |
| MERCYONE DES MOINES MEDICAL CENTER | | | 1 | 100% | 1 |
| CLARKSVILLE MANOR INC | | 1 | | | 1 |
| CHILDRENS DOCTOR OF TAMPA BAY, THE | | | 1 | 100% | 1 |
| THYROID SPECIALTY LABORATORY | | | 1 | 100% | 1 |
| PREVENTIVE CARDIOLOGY AND INTERNAL MEDICINE ASSOCI | | | 1 | 100% | 1 |
| OXLEY PARK HEALTH & REHAB | | 1 | | | 1 |
| STAT EMERGENCY CENTER | | | 1 | 100% | 1 |
| SAINT JOSEPHS HOSPITAL OF ATLANTA | | | 1 | 100% | 1 |
| San Antonio Residence and Rehabilitation Center | | 1 | | | 1 |

COVID-19: testing by laboratory

Data through May 7, 2021 verified as of May 8, 2021 at 09:25 AM

Data in this report are provisional and subject to change.

The numbers in the table below represent the number of Florida and non-Florida residents for whom test results were received by the Department of Health. A person can be tested by more than one laboratory and can have both positive and negative results. **Therefore, the sum of the numbers in each column will be larger than the total number of people tested.**

| Reporting lab | Inconclusive | Negative | Positive | Percent positive | Total |
|--|--------------|----------|----------|------------------|-------|
| ATLANTIS VISION CENTER | | | 1 | 100% | 1 |
| PULSE MEDICAL DOCTOTS LLC | | | 1 | 100% | 1 |
| UNIVERSITY OF WASHINGTON DEPT OF LAB MEDICINE | | | 1 | 100% | 1 |
| MARTINSVILLE HEALTH AND REHAB | | | 1 | 100% | 1 |
| INTERMOUNTAIN HEALTHCARE LABORATORY SERVICES | | | 1 | 100% | 1 |
| WELLCARE URGENT CARE | | | 1 | 100% | 1 |
| DORA HOME CARE | | | 1 | 100% | 1 |
| CARE ATC INC | | | 1 | 100% | 1 |
| MYCLINIC, INC | | | 1 | 100% | 1 |
| STUDENT HEALTH CENTER | | | 1 | 100% | 1 |
| ROSE MEDICAL CENTER LAB | | | 1 | 100% | 1 |
| Kroger 670 - The Little Clinic Dawson Forest Rd & Hwy 19 | | 1 | | | 1 |
| PRESTIGE ER | | | 1 | 100% | 1 |
| ALL AMERICAN FAMILY AND GERIATRIC CARE | | | 1 | 100% | 1 |
| NICKLAUS CHILDREN'S DORAL OUTPATIENT CENTER | | | 1 | 100% | 1 |
| CVS NE8626POCT LINCOLN | | 1 | | | 1 |
| COVE AT THE MARBELLA,THE | | | 1 | 100% | 1 |
| OCCUPATIONAL HEALTH CENTER | | 1 | | | 1 |
| HOSPITALS OF PROVIDENCE TRANSMOUNTAIN CAMPUS, THE | | | 1 | 100% | 1 |
| BAYLOR SCOTT AND WHITE MEDICAL CENTER -CENTENTENNIAL | | | 1 | 100% | 1 |
| ABBOTT LABORATORIES - OCCUPATIONAL HEALTH SERVICES | | | 1 | 100% | 1 |
| Kroger 465 - The Little Clinic Oakley | | 1 | | | 1 |
| MEDEXPRESS URGENT CARE - WILLINGBORO | | 1 | | | 1 |
| NHSN_AIMS | | 1 | | | 1 |
| OAK HAVEN REHAB AND NURSING CENTER | | | 1 | 100% | 1 |
| MAYO CLINIC OUTPATIENT DIALYSIS CENTER | | | 1 | 100% | 1 |
| MIDWEST COVENANT HOME, INC | | 1 | | | 1 |
| DORAL KIDNEY CENTER | | | 1 | 100% | 1 |
| BAPTIST EMERGENCY HOSPITAL - KELLY | | | 1 | 100% | 1 |
| SUREPOINT URGENT CARE PADRE ISLAND | | | 1 | 100% | 1 |
| Kroger 894 - The Little Clinic NEC | | 1 | | | 1 |
| ASSOCIATESMD | | | 1 | 100% | 1 |
| GATEWAY FAMILY HEALTH CLINIC | | | 1 | 100% | 1 |
| NULEASE MEDICAL SOLUTIONS | | | 1 | 100% | 1 |
| ST. MARY MEDICAL CENTER | | 1 | | | 1 |
| Ohman Family Living at Holly Assisted Living | | 1 | | | 1 |
| BUREAU COUNTY HEALTH DEPT | | | 1 | 100% | 1 |
| PRIMEX CLINICAL LABORATORIES INC | | | 1 | 100% | 1 |
| YOUR KIDS URGENT CARE | | | 1 | 100% | 1 |
| Kroger 518 - The Little Clinic Hermitage | | 1 | | | 1 |
| RIVERVIEW HOSPITAL | 1 | | | | 1 |
| NONA MEDICAL ARTS | | 1 | | | 1 |
| ELAN MANATEE | | | 1 | 100% | 1 |
| VERMONT DEPT OF HEALTH LABORATORY | | | 1 | 100% | 1 |
| West Bay of Tampa Center | | | 1 | 100% | 1 |
| DR BAWA AND ASSOCIATES | | | 1 | 100% | 1 |

COVID-19: testing by laboratory

Data through May 7, 2021 verified as of May 8, 2021 at 09:25 AM

Data in this report are provisional and subject to change.

The numbers in the table below represent the number of Florida and non-Florida residents for whom test results were received by the Department of Health. A person can be tested by more than one laboratory and can have both positive and negative results. **Therefore, the sum of the numbers in each column will be larger than the total number of people tested.**

| Reporting lab | Inconclusive | Negative | Positive | Percent positive | Total |
|---|--------------|----------|----------|------------------|-------|
| Manor Care Health Care Services - Williamsport North | | 1 | | | 1 |
| Parkview Care Center | | | 1 | 100% | 1 |
| BIOLOGICAL AND CHEMICAL EMERGENCIES LABORATORY | | | 1 | 100% | 1 |
| URGENT CARE OF FORT LAUDERDALE INC | | | 1 | 100% | 1 |
| CROSS CREEK HEALTH CARE | | 1 | | | 1 |
| LOWER KEYS COMMUNITY HEALTH CENTER | | | 1 | 100% | 1 |
| ADVENT HEALTH MEDICAL GROUP MULTISPECIALTY | | | 1 | 100% | 1 |
| PUBLIX PHARMACY #0332 | | 1 | | | 1 |
| TRUECARE24 | | | 1 | 100% | 1 |
| AVANTARA REDFIELD | | 1 | | | 1 |
| VICTORIA PAIN AND REHABILITATION CENTER | | | 1 | 100% | 1 |
| WALGREENS #10308 | | 1 | | | 1 |
| SISTERS MISSION | | | 1 | 100% | 1 |
| LAKE MARY OPTUM FLORIDA | | | 1 | 100% | 1 |
| SOUTHERN OHIO MEDICAL CENTER | | | 1 | 100% | 1 |
| UFHEALTH | | | 1 | 100% | 1 |
| CHI ST. LUKE'S HEALTH BCM MEDICAL CENTER | | | 1 | 100% | 1 |
| KIDZ FAMILY CARE | | | 1 | 100% | 1 |
| PHYSICIANS LAB INC | | | 1 | 100% | 1 |
| CORVALLIS CLINIC PC LAB | | 1 | | | 1 |
| CENTER AT WATERFRONT | | 1 | | | 1 |
| METRO HEALTH HOSPITAL LABORATORY | | 1 | | | 1 |
| UHEALTH LEJEUNE INTERNAL MEDICINE | | | 1 | 100% | 1 |
| WALGREENS CP | | 1 | | | 1 |
| MEDICAL ASSOCIATES OF CARTER | | 1 | | | 1 |
| ALLEGHENY COUNTY HEALTH DEPARTMENT - PUBLIC HEALTH LABORATORY | | | 1 | 100% | 1 |
| REELFOOT FAMILY WALK-IN CLINIC | | 1 | | | 1 |
| Heritage of Red Cloud | | 1 | | | 1 |
| ROCKLEDGE HEALTH & REHABILITATION CENTER | | | 1 | 100% | 1 |
| GENESEE COUNTY HEALTH DEPARTMENT | | 1 | | | 1 |
| PRIME CARE FAMILY MEDICINE | | | 1 | 100% | 1 |
| MT VIEW | | | 1 | 100% | 1 |
| SPRINGFIELD HOSPITAL | | | 1 | 100% | 1 |
| ROSLYN INTERNAL MEDICINE | | 1 | | | 1 |
| SOUTHERN WINDS | | | 1 | 100% | 1 |
| SPORTS MEDICINE CLINIC - U OF WYOMING | | | 1 | 100% | 1 |
| AristaCare at Meadow Springs | | 1 | | | 1 |
| PAMC MICRO LAB | | | 1 | 100% | 1 |
| HATLEY HEALTH CARE, INC | | 1 | | | 1 |
| St. Anthonys Nursing and Rehab | | | 1 | 100% | 1 |
| CONNECTICUT PEDIATRICS @ CHC | | 1 | | | 1 |
| Life Care Center of Paradise Valley | | 1 | | | 1 |
| MEDEXPRESS URGENT CARE - WAYNESBURG | | 1 | | | 1 |
| Hinesville VA Clinic | | 1 | | | 1 |
| CVS AZ3749POCT GOODYEAR | | 1 | | | 1 |
| URGENTMED | | | 1 | 100% | 1 |

COVID-19: testing by laboratory

Data through May 7, 2021 verified as of May 8, 2021 at 09:25 AM

Data in this report are provisional and subject to change.

The numbers in the table below represent the number of Florida and non-Florida residents for whom test results were received by the Department of Health. A person can be tested by more than one laboratory and can have both positive and negative results. **Therefore, the sum of the numbers in each column will be larger than the total number of people tested.**

| Reporting lab | Inconclusive | Negative | Positive | Percent positive | Total |
|---|--------------|----------|----------|------------------|-------|
| MULTICARE PHYSICIANS | | | 1 | 100% | 1 |
| ADVENTHEALTH SENIOR CARE AT ORMOND | | | 1 | 100% | 1 |
| FLAGLER MEDICAL ASSOCIATES PA | | | 1 | 100% | 1 |
| SHANNON MEDICAL CENTER | | | 1 | 100% | 1 |
| HEARTLAND OF ZEPHYRHILLS FL, LLC | | | 1 | 100% | 1 |
| AHC Dyersburg | | 1 | | | 1 |
| EMBASSY LAKES ARTIFICIAL KIDNEY CENTER | | | 1 | 100% | 1 |
| MEDEXPRESS URGENT CARE-BRENTWOOD | | 1 | | | 1 |
| MARQUETTE GENERAL HOSPITAL | | | 1 | 100% | 1 |
| LEE MEMORIAL HEALTH SYSTEMS HOME HEALTH | | 1 | | | 1 |
| COMMONWEALTH OF VIRGINIA DIVISION OF CONSOLIDATED LABORATORY SERVICES | | | 1 | 100% | 1 |
| DW MCMILLAN MEMORIAL HOSPITAL LABORATORY | | | 1 | 100% | 1 |
| HIGHLANDS CLINICAL LABORATORY | | | 1 | 100% | 1 |
| CORNERSTONE OF RECOVERY INC | | 1 | | | 1 |
| MID FLORIDA DERMATOLOGY ASSOCIATES PA | | | 1 | 100% | 1 |
| LIFE CARE CENTER OF CLEVELAND | | 1 | | | 1 |
| TEXAS HEALTH HARRIS METHODIST HOSPITAL | | | 1 | 100% | 1 |
| FLORIDA CLINICAL LABORATORY INC DBA | | | 1 | 100% | 1 |
| PROGRESSIVE URGENT CARE, PC | | | 1 | 100% | 1 |
| Senatobia Healthcare & Rehab | | 1 | | | 1 |
| CMC MERCY LABORATORY | | | 1 | 100% | 1 |
| NORWOOD HEALTH CENTER | | 1 | | | 1 |
| SUMMER PLACE NURSING & REHABILITATION | | 1 | | | 1 |
| ASCENSION ST VINCENT'S - WESTSIDE | | | 1 | 100% | 1 |
| DEACONESS URGENT CARE CENTER | | | 1 | 100% | 1 |
| CLEVELAND CLINIC OUTPATIENT LABORATORY | | | 1 | 100% | 1 |
| PALMETTO LANDING | | | 1 | 100% | 1 |
| NORTH PALM BEACH DIALYSIS CENTER | | | 1 | 100% | 1 |
| GALVESTON COUNTY HEALTH DISTRICT | | | 1 | 100% | 1 |
| HARRIS COUNTY PUBLIC HEALTH SERVICES | | | 1 | 100% | 1 |
| MEMORIAL HERMANN MEDICAL GROUP-ATASCOCITA PEDS | | | 1 | 100% | 1 |
| Heartland of Pittsburgh PA, LLC | | 1 | | | 1 |
| BGB SUMMIT MEDICAL GROUP | | 1 | | | 1 |
| WESTEX URGENT CARE, PLLC | | | 1 | 100% | 1 |
| Smg At Bridgewater Family Medicine | | 1 | | | 1 |
| Kroger 49 - The Little Clinic Wichita - 21st St. | | | 1 | 100% | 1 |
| CRESTHAVEN | | | 1 | 100% | 1 |
| LAB TEST KENDALL LLC | | 1 | | | 1 |
| INTERIM HEALTHCARE OF PALM COAST | | | 1 | 100% | 1 |
| MIL LAKE HEALTHCARE CENTER INC PEDIATRICS | | | 1 | 100% | 1 |
| LABTEST LLC LABTEST DIAGNOSTICS | | | 1 | 100% | 1 |
| PEDIATRIC PARTNERS ZEPHYRHILLS | | | 1 | 100% | 1 |
| COUNTRYSIDE PEDIATRIC CARE PA | | | 1 | 100% | 1 |
| AMERICA'S ER SITE 002 LLC | | | 1 | 100% | 1 |
| Miller Health Care Center | | | 1 | 100% | 1 |
| LANGLADE | | | 1 | 100% | 1 |

COVID-19: testing by laboratory

Data through May 7, 2021 verified as of May 8, 2021 at 09:25 AM

Data in this report are provisional and subject to change.

The numbers in the table below represent the number of Florida and non-Florida residents for whom test results were received by the Department of Health. A person can be tested by more than one laboratory and can have both positive and negative results. **Therefore, the sum of the numbers in each column will be larger than the total number of people tested.**

| Reporting lab | Inconclusive | Negative | Positive | Percent positive | Total |
|--|--------------|----------|----------|------------------|-------|
| JOSEPH REINA PHARMACY INC DBA JRX PHAR | | 1 | | | 1 |
| CORPUS CHRISTI MEDICAL CENTER | | | 1 | 100% | 1 |
| HAYS CLINICAL LAB | | | 1 | 100% | 1 |
| Signature HealthCare of Bowling Green | | 1 | | | 1 |
| STEELFUSION CLINICAL TOXICOLOGY LABS | | | 1 | 100% | 1 |
| MEMORIAL HOSPITAL AT GULFPORT | | | 1 | 100% | 1 |
| INTERNAL MEDICINE ASSOCIATES OF LAKE | | | 1 | 100% | 1 |
| ST FRANCIS COLLEGE WELLNESS CENTER | | 1 | | | 1 |
| BRITTNEY WHELIHAN IRWIN ARNP LLC | | | 1 | 100% | 1 |
| HUDSON REGIONAL HOSPITAL | | | 1 | 100% | 1 |
| ADVENTHEALTH IMAGING WINTERGARDEN | | 1 | | | 1 |
| INLET CONCIERGE MEDICINE | | | 1 | 100% | 1 |
| FINLAY MEDICAL RESEARCH CORP | | | 1 | 100% | 1 |
| PROVIDENCE PORTLAND MEDICAL CENTER | | 1 | | | 1 |
| MEDHEALTH CLINICAL INC | | | 1 | 100% | 1 |
| SOUTH DADE NURSING & REHABILITATION CENTER | | | 1 | 100% | 1 |
| MOBILE INFIRMARY MEDICAL CENTER | | | 1 | 100% | 1 |
| OPTUM OF HIALEAH | | 1 | | | 1 |
| AVON PARK CLUSTER | | 1 | | | 1 |
| Northern Nevada State Veterans Home | | 1 | | | 1 |
| CHILDREN'S AT CHAMBLEE BROOKHAVEN URGE | | 1 | | | 1 |
| Arbors at Gallipolis | | 1 | | | 1 |
| ASHLEY PEDIATRICS DAY & NIGHT CLINIC | | | 1 | 100% | 1 |
| SPECTRUM LUDINGTON | | | 1 | 100% | 1 |
| Consulate Health Care of Tallahassee | | | 1 | 100% | 1 |
| SHERIDAN VAMC | | 1 | | | 1 |
| RIVERVIEW HOSPITAL D/B/A UNIVERSITY | | 1 | | | 1 |
| JOHN PETER SMITH HOSPITAL- OB TRIAGE | | | 1 | 100% | 1 |
| MEMORIAL SATILLA HEALTH | | | 1 | 100% | 1 |
| SMYTH COUNTY COMMUNITY HOSPITAL LABORATORY | | | 1 | 100% | 1 |
| FLOYD MEDICAL CENTER/CLINICAL LAB | | 1 | | | 1 |
| HOME AIDE SVC OF EASTERN NY INC D/B/A | | 1 | | | 1 |
| Kroger 618 - The Little Clinic Trail Creek Village | | 1 | | | 1 |
| INTEGRATED GENETICS SEQUENOM | | 1 | | | 1 |
| MIAMI VASCULAR SURGERY | | | 1 | 100% | 1 |
| WMC HEALTH GROUP OF KISSIMMEE LLC | | | 1 | 100% | 1 |
| NEMOURS CHILDREN'S PRIMARY CARE, ST CLOUD | | | 1 | 100% | 1 |
| SEVEN HILLS HEALTHCARE GROUP LLC DBA | | 1 | | | 1 |
| CVS MA634POCT KINGSTON | | | 1 | 100% | 1 |
| ST. ELIZABETH HEALTHCARE - FLORENCE HOSPITAL | | | 1 | 100% | 1 |
| MEMORIAL MEDICAL CENTER | | | 1 | 100% | 1 |
| VA Texas Valley Coastal Bend Harlingen HCC | | 1 | | | 1 |
| ORAL & FACIAL SURGERY | | | 1 | 100% | 1 |
| NHC PLACE AT COOL SPRINGS | | 1 | | | 1 |
| ST FRANCIS MEDICAL CENTER | | | 1 | 100% | 1 |
| St Mary's d'Youville Pavilion | | 1 | | | 1 |

COVID-19: testing by laboratory

Data through May 7, 2021 verified as of May 8, 2021 at 09:25 AM

Data in this report are provisional and subject to change.

The numbers in the table below represent the number of Florida and non-Florida residents for whom test results were received by the Department of Health. A person can be tested by more than one laboratory and can have both positive and negative results. **Therefore, the sum of the numbers in each column will be larger than the total number of people tested.**

| Reporting lab | Inconclusive | Negative | Positive | Percent positive | Total |
|---|--------------|----------|----------|------------------|-------|
| THE BRENNITY AT TRADITION | | | 1 | 100% | 1 |
| RADIANCE HEALTH RX | | 1 | | | 1 |
| RUBY MEMORIAL HOSP. LAB | | | 1 | 100% | 1 |
| NORTHEAST BAPTIST HOSPITAL | | | 1 | 100% | 1 |
| AVERA SACRED HEART HOSPITAL | | | 1 | 100% | 1 |
| MEDEXPRESS URGENT CARE - BENTONVILLE | | 1 | | | 1 |
| SELF REGIONAL HEALTHCARE | | | 1 | 100% | 1 |
| Walgreens #10851 | | 1 | | | 1 |
| VALLEY VISTA CARE CENTER | | 1 | | | 1 |
| Arlington Care Center | | | 1 | 100% | 1 |
| KENDALL PEDIATRICS PARTNERS LLC | | | 1 | 100% | 1 |
| DESTIN SURGERY CENTER LTD | | 1 | | | 1 |
| AUSTIN ER LLC | | | 1 | 100% | 1 |
| PINECREST MANOR | | 1 | | | 1 |
| Kroger 779 - The Little Clinic Georgetown | | 1 | | | 1 |
| PACE UNIVERSITY HEALTH CARE | | 1 | | | 1 |
| Central Alabama Veterans HCS - West Campus | | 1 | | | 1 |
| FAITH FAMILY PRACTICE | | | 1 | 100% | 1 |
| PRECISE PATHOLOGY ASSOCIATES PLLC | | | 1 | 100% | 1 |
| MEDEXPRESS URGENT CARE - JACKSON | | 1 | | | 1 |
| Williamstown Commons | | | 1 | 100% | 1 |
| CARE CONNECTIONS AT HOME LLC | | | 1 | 100% | 1 |
| Shelbyville Manor | | 1 | | | 1 |
| VALLEY HOSPITAL MEDICAL CENTER | | 1 | | | 1 |
| KAISER PERMANENTE REGIONAL REFERENCE LABORATORY | | 1 | | | 1 |
| NLAC SUMMERBIO | | | 1 | 100% | 1 |
| PATIENT FIRST - HAMILTON | | 1 | | | 1 |
| AMD | | | 1 | 100% | 1 |
| RIVERSIDE COUNTY PUBLIC HEALTH LABORATORY | | | 1 | 100% | 1 |
| EVENTIDE LUTHERAN HOME | | 1 | | | 1 |
| EUGENE T FINAN, MD | | | 1 | 100% | 1 |
| SOLARIS HEALTHCARE PLANT CITY | | 1 | | | 1 |
| LUTHERAN HOSPITAL OF INDIANA | | | 1 | 100% | 1 |
| OMNICARE PHARMACY OF TEXAS 1, LP | | 1 | | | 1 |
| LAKESWOOD RANCH URGENT CARE PA | | | 1 | 100% | 1 |
| PRISMA HEALTH TUOMEY LABORATORY | | | 1 | 100% | 1 |
| FAMILY MEDICAL CENTERS | | | 1 | 100% | 1 |
| TMH PHYSICIAN PARTNERS WAKULLA | | | 1 | 100% | 1 |
| RENEGADEXBIO, PBC | 1 | | | | 1 |
| BACON COUNTY HOSPITAL | | 1 | | | 1 |
| CARENOW MIDTOWN | | | 1 | 100% | 1 |
| ManorCare Health Services-Monroeville | | 1 | | | 1 |
| AMBRY GENETICS CORP | 1 | | | | 1 |
| UT MD ANDERSON CANCER CENTER-TUMOR MARKER LAB | | | 1 | 100% | 1 |
| HEALTH AND HOPE CLINIC INC | | | 1 | 100% | 1 |
| CARESTAT HOSPICE SERVICES | | | 1 | 100% | 1 |

COVID-19: testing by laboratory

Data through May 7, 2021 verified as of May 8, 2021 at 09:25 AM

Data in this report are provisional and subject to change.

The numbers in the table below represent the number of Florida and non-Florida residents for whom test results were received by the Department of Health. A person can be tested by more than one laboratory and can have both positive and negative results. **Therefore, the sum of the numbers in each column will be larger than the total number of people tested.**

| Reporting lab | Inconclusive | Negative | Positive | Percent positive | Total |
|--|--------------|----------|----------|------------------|-------|
| SHARP GROSSMONT HOSPITAL LABORATORY | | | 1 | 100% | 1 |
| NORTH CAROLINA STATE LABORATORY OF PUBLIC HEALTH, SPECTRUM LAB NETWORK | | | 1 | 100% | 1 |
| GREATER MIAMI DIALYSIS | | | 1 | 100% | 1 |
| CULVER CITY URGENT CARE | | | 1 | 100% | 1 |
| MAINE HEALTH AND ENVIRONMENTAL TESTING LABORATORY | | | 1 | 100% | 1 |
| JET MEDICAL CENTER | | | 1 | 100% | 1 |
| THEDACARE FAMILY MEDICINE GATEWAY | | | 1 | 100% | 1 |
| MD TOX LABORATORY | | | 1 | 100% | 1 |
| ASHLEY PEDIATRICS DAY AND NIGHT CLINIC | | | 1 | 100% | 1 |
| SINAI URGENT CARE FORT WORTH, LLC | | | 1 | 100% | 1 |
| TOTAL FAMILY CARE | | 1 | | | 1 |
| ALIMETRIX INC | | 1 | | | 1 |
| LAKELAND MEDICAL CENTER | | | 1 | 100% | 1 |
| GULF BREEZE TREATMENT CENTER, LLC | | | 1 | 100% | 1 |
| MEDICAL CITY NORTH HILLS | | | 1 | 100% | 1 |
| PENNY PEDIATRICS | | 1 | | | 1 |
| MED FIRST URGENT CARE CENTERS INC | | | 1 | 100% | 1 |
| INDIGO PALMS | | | 1 | 100% | 1 |
| Alden Lincoln Park | | | 1 | 100% | 1 |
| WEST PALM BEACH PHARMACEUTICALS LLC | | | 1 | 100% | 1 |
| ACCESS FAMILY CARE LLC | | | 1 | 100% | 1 |
| UNIVERSITY PLACE NURSING CENTER | | 1 | | | 1 |
| PHOEBE PRIMARY CARE CAMILLA | | | 1 | 100% | 1 |
| LAKE VIEW COURT | | 1 | | | 1 |
| NEXTCARE SUN CITY | | | 1 | 100% | 1 |
| TREASURE COAST MEDICAL CONCIERGE LLC | | | 1 | 100% | 1 |
| MEMORIAL HOSPITAL MIRAMAR WAIVED TESTING | | | 1 | 100% | 1 |
| SALUDA NURSING CENTER | | 1 | | | 1 |
| CONNECTICUT CVS PHARMACY, LLC | | 1 | | | 1 |
| AUBURNDALE DOCTOR TODAY | | | 1 | 100% | 1 |
| PALM BEACH COUNTY SHERIFF OFFICE | | | 1 | 100% | 1 |
| MINUTE CLINIC DIAGNOSTIC PA | | | 1 | 100% | 1 |
| ST. MICHAEL'S ELITE HOSPITAL | | | 1 | 100% | 1 |
| NORTHEAST GEORGIA HEALTH SYSTEM | | | 1 | 100% | 1 |
| BRISTOL REGINAL MEDICAL CENTER | | | 1 | 100% | 1 |
| Raleigh Center (WV) | | | 1 | 100% | 1 |
| SILVER SPRINGS SHORES DIALYSIS | | | 1 | 100% | 1 |
| US LABORATORIES | | | 1 | 100% | 1 |
| RANDOLPH-MACON COLLEGE | | | 1 | 100% | 1 |
| TITUSVILLE REHABILITATION AND NURSING CENTER | | 1 | | | 1 |
| BROOKDALE WEST PALM BEACH | | | 1 | 100% | 1 |
| STORMONT VAIL HOSPITAL | | | 1 | 100% | 1 |
| AMBULATORY CARE CLINIC, LLC | | | 1 | 100% | 1 |
| CENTRAL FLORIDA HOSPITALIST | | | 1 | 100% | 1 |
| FLORIDA HOSPITAL TRANSPLANT CENTER | | 1 | | | 1 |
| LIBERTY COMMONS NURSING AND REHABILITA | | 1 | | | 1 |

COVID-19: testing by laboratory

Data through May 7, 2021 verified as of May 8, 2021 at 09:25 AM

Data in this report are provisional and subject to change.

The numbers in the table below represent the number of Florida and non-Florida residents for whom test results were received by the Department of Health. A person can be tested by more than one laboratory and can have both positive and negative results. **Therefore, the sum of the numbers in each column will be larger than the total number of people tested.**

| Reporting lab | Inconclusive | Negative | Positive | Percent positive | Total |
|--|--------------|----------|----------|------------------|-------|
| ST. JOSEPH MERCY ANN ARBOR HOSPITAL | | | 1 | 100% | 1 |
| SOPHIA MEDICAL ASSOCIATES, PC | | | 1 | 100% | 1 |
| Cornerstone at the Ranch | | 1 | | | 1 |
| FREDERICK AVENUE GROUP HOME | | 1 | | | 1 |
| PORT ORANGE DIALYSIS | | | 1 | 100% | 1 |
| UNITED HOSPITAL CENTER LABORATORY | | | 1 | 100% | 1 |
| MIAMI-DADE COUNTY HEALTH DEPT. | | 1 | | | 1 |
| KEY WEST BRANCH MEDICAL CLINIC | | | 1 | 100% | 1 |
| Kroger 767 - The Little Clinic Beaumont | | 1 | | | 1 |
| Kroger - KRO01100688 | | | 1 | 100% | 1 |
| LAKELAND REGIONAL HEALTH AUBURNDALE | | 1 | | | 1 |
| CRESTVIEW MED CLIN LAB | | | 1 | 100% | 1 |
| CYPRESS CREEK DIALYSIS CTR | | | 1 | 100% | 1 |
| MCR HEALTH VENICE PEDIATRICS | | | 1 | 100% | 1 |
| Freedom Pointe at The Villages | | | 1 | 100% | 1 |
| EAST LANSING OPCO | | 1 | | | 1 |
| SANCHEZ CAZAU MEDICAL GROUP | | | 1 | 100% | 1 |
| FLORIDA HEART AND VASCULAR MULTISPECIALTY GROUP PA | | | 1 | 100% | 1 |
| SOUTHEASTERN INTEGRATED MEDICAL PL | | | 1 | 100% | 1 |
| Kroger 532 - The Little Clinic Murfreesboro | | 1 | | | 1 |
| LEE MEMORIAL HOSPITAL OUTPATIENT SURGERY CENTER | | | 1 | 100% | 1 |
| WINTER GARDEN CHILDREN'S HEALTH CENTERS | | | 1 | 100% | 1 |
| MISSOURI DEPARTMENT OF HEALTH AND SENIOR SERVICES - STATE PH LAB | | 1 | | | 1 |
| Avantara Lake Norden | | 1 | | | 1 |
| Cerenity Senior Care-White Bear Lake | | 1 | | | 1 |
| PARKVIEW MANOR NURSING HOME | | 1 | | | 1 |
| Caldwell Care | | 1 | | | 1 |
| SUMMIT URGENT CARE - FAYETTEVILLE | | 1 | | | 1 |
| Wedgewood Manor | | 1 | | | 1 |
| VITAL CARE | | | 1 | 100% | 1 |
| ANDERSON NURSING CENTER | | | 1 | 100% | 1 |
| MEDCOR INC | | | 1 | 100% | 1 |
| ADVENTHEALTH MEDICAL GROUP INTERNAL MEDICINE AT MILLS | | | 1 | 100% | 1 |
| RED HOOK FAMILY PRACTICE | | 1 | | | 1 |
| GULF COUNTY HEALTH DEPARTMENT | | | 1 | 100% | 1 |
| NEMOURS CHILDREN'S | | | 1 | 100% | 1 |
| Traymore Nursing Center | | 1 | | | 1 |
| White River Health Care Center | | 1 | | | 1 |
| ADVANCE FLORIDA CONSULTING | | | 1 | 100% | 1 |
| DOCTORS MEDICAL CENTER | | | 1 | 100% | 1 |
| REHABILITATION CENTER OF SOUTH GEORGIA | | 1 | | | 1 |
| SELECT SPECIALTY HOSPITAL - ORLANDO SOUTH | | | 1 | 100% | 1 |
| MOUNT SINAI HOSPITAL OF QUEENS | | | 1 | 100% | 1 |
| KEY BISCAYNE PEDIATRIC ASSOCIATES INC | | | 1 | 100% | 1 |
| SUNSHINE URGENT CARE | | | 1 | 100% | 1 |
| Excel Care Center | | | 1 | 100% | 1 |

COVID-19: testing by laboratory

Data through May 7, 2021 verified as of May 8, 2021 at 09:25 AM

Data in this report are provisional and subject to change.

The numbers in the table below represent the number of Florida and non-Florida residents for whom test results were received by the Department of Health. A person can be tested by more than one laboratory and can have both positive and negative results. **Therefore, the sum of the numbers in each column will be larger than the total number of people tested.**

| Reporting lab | Inconclusive | Negative | Positive | Percent positive | Total |
|--|--------------|----------|----------|------------------|-------|
| HARDIN MEMORIAL HOSPITAL - HEARTLAND PATHOLOGY CONSULTANTS | | | 1 | 100% | 1 |
| Kroger - KRO70300083 | | | 1 | 100% | 1 |
| VIVIAN SIMMONS FAMILY PRACTICE | | | 1 | 100% | 1 |
| CELEBRATION FAMILY PHYSICIANS LLC | | | 1 | 100% | 1 |
| MEDEXPRESS URGENT CARE - PINE BLUFF S | | 1 | | | 1 |
| WELLMED AT LINEBAUGH AVE | | | 1 | 100% | 1 |
| JOHN H. STROGER, JR. HOSPITAL OF COOK COUNTY | | | 1 | 100% | 1 |
| CHILDRENS AT NORTH POINT URGENT CARE L | | 1 | | | 1 |
| PENSACOLA PATHOLOGY | | 1 | | | 1 |
| THE HOSPITALS OF PROVIDENCE EMERGENCY ROOM | | | 1 | 100% | 1 |
| BREVARD COUNTY JAIL | | | 1 | 100% | 1 |
| BARTLE'S PHARMACY INC | | | 1 | 100% | 1 |
| RESIDENCES AT MIAMI / REIGN GARDENS LLC, THE | | | 1 | 100% | 1 |
| HALIFAX HEALTH PRIMARY CARE | | | 1 | 100% | 1 |
| WALGREENS # 12338 | | 1 | | | 1 |
| LABORATORY COPORATION OF AMERICA | | | 1 | 100% | 1 |
| SANTA MONICA CA-UCLA MC | | | 1 | 100% | 1 |
| SUNSHINE FAMILY & WELLNESS CENTER | | | 1 | 100% | 1 |
| CEPERO PEDIATRICS PA | | | 1 | 100% | 1 |
| HEARTLAND NURSING & REHABILITATION | | 1 | | | 1 |
| MRMC LAB MICRO | | | 1 | 100% | 1 |
| SOUTHWESTERN VERMONT MEDICAL CENTER | | | 1 | 100% | 1 |
| MEDEXPRESS URGENT CARE - LEOMINSTER | | 1 | | | 1 |
| HENRICO DOCTORS HOSPITAL LABORATORY | | | 1 | 100% | 1 |
| WMG URGENT CARE WOODSTOCK | | | 1 | 100% | 1 |
| NORTHERN KENTUCKY HEALTH DEPARTMENT | | | 1 | 100% | 1 |
| CLEVELAND CLINIC FLORIDA WAIVED | | | 1 | 100% | 1 |
| Peninsula Nursing and Rehabilitation Center | | 1 | | | 1 |
| CHILDRENS SPECIALIST PEDIATRIC PULMMOLOGY & | | | 1 | 100% | 1 |
| XSTREMEMD | | | 1 | 100% | 1 |
| ADVANCED INDIVIDUALIZED MEDICINE OF NAPLES | | | 1 | 100% | 1 |
| UF HEALTH EMERGENCY CENTER LABORATORY | | 1 | | | 1 |
| MERITUS MEDICAL CENTER | | | 1 | 100% | 1 |
| CLINICAL CARE, INC | | | 1 | 100% | 1 |
| MIAMI JEWISH DIALYSIS | | | 1 | 100% | 1 |
| INTERNAL MEDICINE EMILIA MURRAY MD PA | | 1 | | | 1 |
| NORTH WEST FLORIDA DIAGNOSTIC ENOCRINOLOGY CLINIC | | | 1 | 100% | 1 |
| ALTAMONTE SPRINGS WALK IN MED CENTER | | | 1 | 100% | 1 |
| Kroger 347 - The Little Clinic Tates Creek | | 1 | | | 1 |
| LAKEWOOD RANCH MEDICAL GROUP LLC | | | 1 | 100% | 1 |
| MID FLORIDA COMMUNITY SERVICES | | | 1 | 100% | 1 |
| DIVERSICARE OF BIG SPRINGS | | 1 | | | 1 |
| LAKESIDE MEDICAL CENTER | | 1 | | | 1 |
| CONEY ISLAND HOSP | | | 1 | 100% | 1 |
| BRIDGEWAY CENTER INC | | | 1 | 100% | 1 |
| Oakview Manor Health and Rehab | | 1 | | | 1 |

COVID-19: testing by laboratory

Data through May 7, 2021 verified as of May 8, 2021 at 09:25 AM

Data in this report are provisional and subject to change.

The numbers in the table below represent the number of Florida and non-Florida residents for whom test results were received by the Department of Health. A person can be tested by more than one laboratory and can have both positive and negative results. **Therefore, the sum of the numbers in each column will be larger than the total number of people tested.**

| Reporting lab | Inconclusive | Negative | Positive | Percent positive | Total |
|---|--------------|----------|----------|------------------|-------|
| DODGE COUNTY HOSPITAL LABORATORY | | 1 | | | 1 |
| BMRHC HARRISON | | 1 | | | 1 |
| BRUNSWICK HEALTH AND REHABILITATION CE | | 1 | | | 1 |
| ADVANCED MEDICAL LABORATORIES (AML) | | | 1 | 100% | 1 |
| QUALITY LAB | | | 1 | 100% | 1 |
| Springdale Village | | 1 | | | 1 |
| ENT AND ALLERGY ASSOCIATES, LLP | | 1 | | | 1 |
| EMERY MEDICAL CENTER | | | 1 | 100% | 1 |
| Brio of Johnston | | 1 | | | 1 |
| METHODIST HOSPITAL SOUTHLAKE | | | 1 | 100% | 1 |
| YOUR HEALTH PEDIATRICS | | | 1 | 100% | 1 |
| WALGREENS_CHICAGO | | 1 | | | 1 |
| Scepter Rehab and Health care | | 1 | | | 1 |
| EDWARD HOSPITAL | | | 1 | 100% | 1 |
| Kroger 539 - The Little Clinic Memorial Blvd. | | 1 | | | 1 |
| SETON HILL UNIVERSITY | | 1 | | | 1 |
| NATIONS TOBIN RECREATION CENTER | | | 1 | 100% | 1 |
| CLINICAL LABORATORY DEPARTMENT | | | 1 | 100% | 1 |
| TERRELL URGENT CARE | | | 1 | 100% | 1 |
| HANCOCK REGIONAL HOSPITAL | | 1 | | | 1 |
| UW MEDICINE CHU LAB | | | 1 | 100% | 1 |
| ASSISTED LIVING AT TREZEVANT | | 1 | | | 1 |
| HALIFAX FAMILY HEALTH CENTER | | | 1 | 100% | 1 |
| DOCTORS HOSPITAL OF LAREDO | | | 1 | 100% | 1 |
| CARENOW URGENT CARE - ANTIOCH | | 1 | | | 1 |
| LEHIGH PULMONARY ASSOCIATES | | | 1 | 100% | 1 |
| INTEGRITY SPINE AND ORTHOPEDICS LLC | | | 1 | 100% | 1 |
| ARIZONA STATE LABORATORY | | | 1 | 100% | 1 |
| Regency Square | | | 1 | 100% | 1 |
| NORTH BREVARD CHILDRENS MEDICAL CENTER | | | 1 | 100% | 1 |
| CORPORATION OF AMERICA | | 1 | | | 1 |
| PROGRESSIVE MEDICAL LAB LLC | | | 1 | 100% | 1 |
| WYTHE CNTY COMMUNITY HOSP LABORATORY | | | 1 | 100% | 1 |
| Princeton Place | | | 1 | 100% | 1 |
| WARREN GENERAL HOSPITAL | | | 1 | 100% | 1 |
| HUNTSVILLE HOSPITAL | | | 1 | 100% | 1 |
| MEA PRIMARY CARE PLUS BYRAM | | | 1 | 100% | 1 |
| NORTH PALM CHIDRENS PHYSICIANS | | | 1 | 100% | 1 |
| FRESENIUS KIDNEY CARE OCALA | | | 1 | 100% | 1 |
| WEST FLORIDA HOSPITAL LABORATORY | | | 1 | 100% | 1 |
| PHI LIFE SCIENCES | | | 1 | 100% | 1 |
| Medilodge of Kalamazoo | | 1 | | | 1 |
| NORTH SHORE HEMATOLOGY-ONCOLOGY ASSOCIATES PC | | 1 | | | 1 |
| APPLECARE URGENT CARE KINGSLAND | | | 1 | 100% | 1 |
| MEDHELP | | | 1 | 100% | 1 |
| PATIENT FIRST-GENERAL BOOTH | | | 1 | 100% | 1 |

COVID-19: testing by laboratory

Data through May 7, 2021 verified as of May 8, 2021 at 09:25 AM

Data in this report are provisional and subject to change.

The numbers in the table below represent the number of Florida and non-Florida residents for whom test results were received by the Department of Health. A person can be tested by more than one laboratory and can have both positive and negative results. **Therefore, the sum of the numbers in each column will be larger than the total number of people tested.**

| Reporting lab | Inconclusive | Negative | Positive | Percent positive | Total |
|--|--------------|----------|----------|------------------|-------|
| MEDEXPRESS URGENT CARE-HAVERHILL | | 1 | | | 1 |
| HIGHLAND LABORATORY | | | 1 | 100% | 1 |
| bishop rehabilitation and nursing center | | 1 | | | 1 |
| SPEARE MEMORIAL HOSPITAL | | | 1 | 100% | 1 |
| WALGREENS #05432 | | 1 | | | 1 |
| IDAHO HEALTH DEPARTMENT | | | 1 | 100% | 1 |
| WEST PENSACOLA DIALYSIS CENTER | | | 1 | 100% | 1 |
| View Ridge Care Center | | 1 | | | 1 |
| PM PEDIATRICS OF VIRGINIA | | | 1 | 100% | 1 |
| Walgreens #10988 | | 1 | | | 1 |
| DOMINION DIAGNOSTICS | | | 1 | 100% | 1 |
| WESTOX LABS | | 1 | | | 1 |
| JASON RHEE, MD | | 1 | | | 1 |
| ELATION HEALTH | | 1 | | | 1 |
| POUDRE VALLEY HOSPITAL | | | 1 | 100% | 1 |
| ST LUKE'S BOISE REGIONAL MEDICAL CENTER | | 1 | | | 1 |
| MORGAN MEDICAL CENTER | | 1 | | | 1 |
| MEDISURE DBA MY WELLNESS EXPRESS | | | 1 | 100% | 1 |
| WELLSTREET - SADDLEBROOK | | 1 | | | 1 |
| Diversicare of Eupora | | 1 | | | 1 |
| park avenue extended care | | 1 | | | 1 |
| Brookdale Southside | | | 1 | 100% | 1 |
| Linley Park Rehabilitation & Healthcare Center | | 1 | | | 1 |
| CAN COMMUNITY HEALTH NORTH MIAMI, FL | | 1 | | | 1 |
| Keller Landing Center | | 1 | | | 1 |
| INTERNAL MEDICINE,SCOTTS VALLEY OFFICE, PALO ALTO MEDICAL FOUNDATION | | | 1 | 100% | 1 |
| ADVANCE HEALTH AND WELLNESS SOLUTIONS | | | 1 | 100% | 1 |
| Churchman Village LLC | | 1 | | | 1 |
| DR Q PEDIATRICS | | | 1 | 100% | 1 |
| ST JOSEPHS CHILDRENS HOSPITAL PEDI TRANSPORT | | | 1 | 100% | 1 |
| UNITYPOINT HEALTH TRINITY | | | 1 | 100% | 1 |
| BAM INC | | 1 | | | 1 |
| WALGREENS #5130 | | | 1 | 100% | 1 |
| BROOKDALE FORT MYERS LAKES PARK | | | 1 | 100% | 1 |
| QUICKCARE HEALTH, INC | | | 1 | 100% | 1 |
| HIGH DESERT COURT GROUP HOME | | | 1 | 100% | 1 |
| EMPATH HOME HEALTH LLC | | | 1 | 100% | 1 |
| ADDINGTON PLACE EAST LAKE | | 1 | | | 1 |
| CHILTON MEDICAL CENTER | | 1 | | | 1 |
| SMA BEHAVIORAL HEALTH SERVICES INC | | 1 | | | 1 |
| LIFEWORKS WELLNESS CENTER LLC | | 1 | | | 1 |
| ST. LUKES HOSPITAL | | | 1 | 100% | 1 |
| CLEVELAND CLINIC AKRON GENERAL | | | 1 | 100% | 1 |
| RESTORE MEDICAL PARTNERS PLLC | | | 1 | 100% | 1 |
| ADVANCED LABORATORY SERVICES | | | 1 | 100% | 1 |
| MED CHOICE CENTER OF NORTH MIAMI | | | 1 | 100% | 1 |

COVID-19: testing by laboratory

Data through May 7, 2021 verified as of May 8, 2021 at 09:25 AM

Data in this report are provisional and subject to change.

The numbers in the table below represent the number of Florida and non-Florida residents for whom test results were received by the Department of Health. A person can be tested by more than one laboratory and can have both positive and negative results. **Therefore, the sum of the numbers in each column will be larger than the total number of people tested.**

| Reporting lab | Inconclusive | Negative | Positive | Percent positive | Total |
|--|--------------|----------|----------|------------------|-------|
| COLUMBIA CREST CARE & RAHAB | | 1 | | | 1 |
| AUTUMN HOUSE | | | 1 | 100% | 1 |
| Longwood Community Living Center | | 1 | | | 1 |
| Fulton County Medical Center Long Term Care | | | 1 | 100% | 1 |
| CARE STATION MEDICAL GROUP | | 1 | | | 1 |
| MEDICAL CLINIC OF HOUSTON | | | 1 | 100% | 1 |
| APOLLOMDX LLC | | | 1 | 100% | 1 |
| UCSD MICROBIOLOGY LABORATORY | | | 1 | 100% | 1 |
| Central Alabama Veterans HCS - East Campus | | 1 | | | 1 |
| Premier Estates of Dublin, LLC | | 1 | | | 1 |
| MARTIN LUTHER KING RENAL INSTITUTE | | | 1 | 100% | 1 |
| MEDICAL CITY LAS COLINAS | | | 1 | 100% | 1 |
| WEST FLORIDA MEDICAL CENTER CLINIC | | | 1 | 100% | 1 |
| POMPANO BEACH ARTIFICIAL KIDNEY CENTER | | | 1 | 100% | 1 |
| COLUMBUS REGIONAL HOSPITAL | | | 1 | 100% | 1 |
| FRESENIUS MEDICAL CARE TRADITION | | | 1 | 100% | 1 |
| ANDREWS | | | 1 | 100% | 1 |
| VALUE DRUG STORES INC | | 1 | | | 1 |
| FAMILY MEDICAL CENTER | | 1 | | | 1 |
| PANCARE HEALTH - BRUCE | | | 1 | 100% | 1 |
| PRIME HEALTHCARE SERVICES | | 1 | | | 1 |
| | | | 1 | 100% | 1 |
| PALMETTO ARTIFICIAL KIDNEY CENTER | | | 1 | 100% | 1 |
| CLINTON DRUG STORE | | 1 | | | 1 |
| DEVLIN MANOR NURSING AND REHABILITATION | | 1 | | | 1 |
| HYDE PARK MEDICAL CENTER | | 1 | | | 1 |
| CARESPOT - MIAMI GARDENS | | | 1 | 100% | 1 |
| MEDEXPRESS URGENT CARE - PATRICK STREE | | | 1 | 100% | 1 |
| Kroger 825 - The Little Clinic Dorothy Lane | | 1 | | | 1 |
| MARYWOOD HEIGHTS | | 1 | | | 1 |
| ARBOR TERRACE AT CITRUS PARK | | | 1 | 100% | 1 |
| Kroger 447 - The Little Clinic Lebanon | | 1 | | | 1 |
| Washington County Nursing Home | | | 1 | 100% | 1 |
| KINGMAN REGIONAL MEDICAL CENTER | | | 1 | 100% | 1 |
| SAINT FRANCIS HOSPITAL | | | 1 | 100% | 1 |
| Kroger 57 - The Little Clinic Jay C Charlestown | | 1 | | | 1 |
| ERIE COUNTY EMERGENCY SERVICES DIV OF | | 1 | | | 1 |
| MARYLAND DEPARTMENT OF HEALTH AND MENTAL HYGIENE | | | 1 | 100% | 1 |
| Chateau Dville Rehab & Retirement | | 1 | | | 1 |
| Absolut Care of Gasport | | 1 | | | 1 |
| SUN LABORATORY SERVICES,INC | | | 1 | 100% | 1 |
| ARTESIAN HOME | | 1 | | | 1 |
| GWINNETT MEDICAL CENTER | | | 1 | 100% | 1 |
| Vi at Aventura | | 1 | | | 1 |
| HUGH CHATHAM FAMILY MEDICINE INDEPENDENCE | | 1 | | | 1 |
| MYLAN-SOUTH POINT PA | | 1 | | | 1 |

COVID-19: testing by laboratory

Data through May 7, 2021 verified as of May 8, 2021 at 09:25 AM

Data in this report are provisional and subject to change.

The numbers in the table below represent the number of Florida and non-Florida residents for whom test results were received by the Department of Health. A person can be tested by more than one laboratory and can have both positive and negative results. **Therefore, the sum of the numbers in each column will be larger than the total number of people tested.**

| Reporting lab | Inconclusive | Negative | Positive | Percent positive | Total |
|--|--------------|----------|----------|------------------|-------|
| Bolingreen Health and Rehabilitation | | 1 | | | 1 |
| ENCOMPASS HEALTH REHABILITATION HOSPITAL OF | | 1 | | | 1 |
| American Fork Care Center dba Heritage Care Center | | 1 | | | 1 |
| EH FARGO HOSPITAL LABORATORY | | | 1 | 100% | 1 |
| ADVANCED DIALYSIS CENTER OF FORT LAUDERDALE | | | 1 | 100% | 1 |
| WATERS EDGE ELEMENTARY SCHOOL | | | 1 | 100% | 1 |
| MORELL | | | 1 | 100% | 1 |
| Towne Manor West | | 1 | | | 1 |
| PM PEDIATRICS OF BAYSIDE, PLLC | | 1 | | | 1 |
| ORMOND PEDIATRICS PA | | | 1 | 100% | 1 |
| DAUGHTERS OF SARAH NURSING CENTER | | 1 | | | 1 |
| WESTMINSTER COLLEGE | | 1 | | | 1 |
| Parkside Manor | | 1 | | | 1 |
| MEDEXPRESS URGENT CARE - MT EPHRAIM | | 1 | | | 1 |
| D'YOUVILLE SCHOOL OF PHARMACY | | 1 | | | 1 |
| PEDIATRIC ASSOCIATES - MIAMI LAKES | | 1 | | | 1 |
| NATIONAL GENETIC INSTITUTE | | | 1 | 100% | 1 |
| Walgreens #5421 | | 1 | | | 1 |
| St. Catherine's manor of Findlay | | 1 | | | 1 |
| ELDERWOOD AT WAVERLY | | 1 | | | 1 |
| CLINICAL TRIALS OF TAMPA LLC | | 1 | | | 1 |
| DAYTONA BEACH DIALYSIS | | | 1 | 100% | 1 |
| AURORA HEALTH CARE METRO INC | | | 1 | 100% | 1 |
| NATION'S BEST CARE HOME HEALTH | | | 1 | 100% | 1 |
| REGIONAL MEDICAL CENTER | | | 1 | 100% | 1 |
| FAMILY MEDICAL CENTRE | | | 1 | 100% | 1 |
| Creekside Center for Rehabilitation and Healing | | 1 | | | 1 |
| HEARTLAND PHARMACY SEBRING | | | 1 | 100% | 1 |
| KIOSK MEDICINE KENTUCKY LLC | | 1 | | | 1 |
| CLIFTON-FINE HOSPITAL LABORATORY | | 1 | | | 1 |
| SOMA MEDICAL CENTER PA #4 | | | 1 | 100% | 1 |
| WELLMED AT LONGWOOD | | | 1 | 100% | 1 |
| LAKE CHELAN COMMUNITY HOSPITAL | | 1 | | | 1 |
| MEDICAL EXAMINERS OFFICE, LEESBURG | | | 1 | 100% | 1 |
| ABINGTON MEMORIAL HOSPITAL | | | 1 | 100% | 1 |
| Villages of St.Peters | | 1 | | | 1 |
| YUMA REGIONAL MEDICAL CENTER | | | 1 | 100% | 1 |
| FAMILY HEALTHCARE SERVICES | | | 1 | 100% | 1 |
| PALM COAST DRAW STATION/AMERICAN HEALTH ASSOCIATES | | 1 | | | 1 |
| LEGACY SPECIALTY PHARMACY CORP | | | 1 | 100% | 1 |
| WATERVIEW HILLS REHABILITATION AND NUR | | 1 | | | 1 |
| LONESTAR 24HRER MANAGEMENT LLC DBA LONESTAR 24HRER | | | 1 | 100% | 1 |
| BROOKSVILLE REGIONAL HOSPITAL | | | 1 | 100% | 1 |
| PINNACLE PAIN CENTER PS DBA LYNX HEALTHCARE | | 1 | | | 1 |
| Kroger 350 - The Little Clinic New Cut Road | | 1 | | | 1 |
| LABONE | | 1 | | | 1 |

COVID-19: testing by laboratory

Data through May 7, 2021 verified as of May 8, 2021 at 09:25 AM

Data in this report are provisional and subject to change.

The numbers in the table below represent the number of Florida and non-Florida residents for whom test results were received by the Department of Health. A person can be tested by more than one laboratory and can have both positive and negative results. **Therefore, the sum of the numbers in each column will be larger than the total number of people tested.**

| Reporting lab | Inconclusive | Negative | Positive | Percent positive | Total |
|--|--------------|----------|----------|------------------|-------|
| HOLMES FAMILY PRACTICE PA | | | 1 | 100% | 1 |
| GINKGO BIOWORKS INC (CONCENTRIC) | | 1 | | | 1 |
| MEMORIAL HERMANN OCCUPATIONAL HEALTH | | | 1 | 100% | 1 |
| Good Shepherd Fairview Home, Inc. | | 1 | | | 1 |
| ADVANCE CARDIOVASCULAR IMAGING, INC | | | 1 | 100% | 1 |
| COLLIER BLVD HMA PHYSICIANS MANAGEMENT LLC | | | 1 | 100% | 1 |
| PEDIATRIC PARTNERS OF ZEPHYRHILLS PA | | | 1 | 100% | 1 |
| ABRAKIDABRA KIDS CLINIC | | | 1 | 100% | 1 |
| EVERLYWELL DIAGNOSTICS | | | 1 | 100% | 1 |
| M.D. ANDERSON CANCER CENTER | | | 1 | 100% | 1 |
| Kroger - KRO70600172 | | 1 | | | 1 |
| DOCTORS CARE - GREER | | 1 | | | 1 |
| CVS OH3481POCT MARYSVILLE | | 1 | | | 1 |
| Mountain City Care and Rehabilitation Center | | 1 | | | 1 |
| ADVENTHEALTH HOME CARE WATERMAN | | | 1 | 100% | 1 |
| BARRINGTON TERRACE NAPLES | | | 1 | 100% | 1 |
| SUSAN F. WILLIAMS M.D., P.A. | | | 1 | 100% | 1 |
| Long Beach Care Center | | | 1 | 100% | 1 |
| Franciscan Convalescent Hospital | | 1 | | | 1 |
| NEW SMYRNA BEACH AMBULATORY CARE CTR | | | 1 | 100% | 1 |
| CASA DE ORO CARE AND REHABILITATION CE | | 1 | | | 1 |
| FIT4LIFE MEDICAL CENTER | | | 1 | 100% | 1 |
| Altenheim Senior Living | | 1 | | | 1 |
| JEFFREY A HIRSCHFIELD, MD PA | | | 1 | 100% | 1 |
| Crowne Place Assisted Living | | 1 | | | 1 |
| ALTA BATES SUMMIT MEDICAL CENTER CLINICAL LAB | | | 1 | 100% | 1 |
| HEART HOSPITAL OF LAFAYETTE: EMERGENCY ROOM | | | 1 | 100% | 1 |
| Northwest Metro VA OPC | | 1 | | | 1 |
| CHILDREN PHYSICIANS GROUP | | | 1 | 100% | 1 |
| MEDEXPRESS URGENT CARE - LINDEN | | 1 | | | 1 |
| TAMPA GENERAL MEDICAL GROUP LABORATORY HEALTHPARK | | | 1 | 100% | 1 |
| PALMA CEIA MED GROUP-SWANN | | 1 | | | 1 |
| WELLPATH | | | 1 | 100% | 1 |
| FOUNDCARE HEALTH | | | 1 | 100% | 1 |
| ELLCOTT CENTER FOR REHABILITATION AND | | 1 | | | 1 |
| Crowne Health Care of Thomasville | | 1 | | | 1 |
| HEBER VALLEY HOSPITAL | | | 1 | 100% | 1 |
| SUTTER HEALTH SACRAMENTO SIERRA REGION | | | 1 | 100% | 1 |
| CROWNPOINT HEALTHCARE FACILITY | | 1 | | | 1 |
| Kroger - KRO03400316 | | | 1 | 100% | 1 |
| Encompass Health Rehab Hosp Tinton Falls | | 1 | | | 1 |
| RIVERTON CBOC | | | 1 | 100% | 1 |
| BAPTIST HEALTH ASI | | | 1 | 100% | 1 |
| CARE ADVANTAGE | | | 1 | 100% | 1 |
| Kroger 519 - The Little Clinic Staples Mill Road | | 1 | | | 1 |
| CHATSWORTH ASSISTED LIVING COMMUNITY AT PGA NATIONAL | | | 1 | 100% | 1 |

COVID-19: testing by laboratory

Data through May 7, 2021 verified as of May 8, 2021 at 09:25 AM

Data in this report are provisional and subject to change.

The numbers in the table below represent the number of Florida and non-Florida residents for whom test results were received by the Department of Health. A person can be tested by more than one laboratory and can have both positive and negative results. **Therefore, the sum of the numbers in each column will be larger than the total number of people tested.**

| Reporting lab | Inconclusive | Negative | Positive | Percent positive | Total |
|--|--------------|----------|----------|------------------|-------|
| WILMINGTON NURSING AND REHAB | | | 1 | 100% | 1 |
| MEDICAL UNIVERSITY OF SOUTH CAROLINA | | | 1 | 100% | 1 |
| APPLECARE URGENT CARE | | | 1 | 100% | 1 |
| Portsmouth Health and Rehab | | | 1 | 100% | 1 |
| WRIGHT PATTERSON AFB MEDICAL CENTER | | | 1 | 100% | 1 |
| GATEWAY COMMUNITY SERVICES INC | | | 1 | 100% | 1 |
| ST ROSE DOMINICAN HOSPITAL LAB-ROSE DE LIMA CAMPUS | | | 1 | 100% | 1 |
| HSRE-ASL CASSELBERRY TRS, LLC | | | 1 | 100% | 1 |
| USF PHYSICIANS GROUP | | | 1 | 100% | 1 |
| Ashland Place Health and Rehabilitation, LLC | | 1 | | | 1 |
| PARK AVENUE MEDICAL PROFESSIONALS PC | | 1 | | | 1 |
| LABORATORY SERVICES SGHS - CAMDEN | | 1 | | | 1 |
| NORDX | | | 1 | 100% | 1 |
| MEMPHIS URGENT CARE #2, LLC | | | 1 | 100% | 1 |
| CARDIAC AND VASCULAR CONSULTANTS MD PA | | 1 | | | 1 |
| Villa Maria | | | 1 | 100% | 1 |
| INTERIM HEALTHCARE | | | 1 | 100% | 1 |
| UT HEALTH RIO GRANDE VALLEY PRIMARY CARE AT | | | 1 | 100% | 1 |
| BOCA MEDICAL CARE | | | 1 | 100% | 1 |
| FAMILY MEDICAL CENTER OF HOLLYWOOD PA | | | 1 | 100% | 1 |
| EXACCARE KINGSTON, LLC | | | 1 | 100% | 1 |
| STATE OF ALASKA | | | 1 | 100% | 1 |
| SYNAPSE ANALYTICAL LABS | | 1 | | | 1 |
| LIFESTREAM BEHAVIORAL CENTER INC | | | 1 | 100% | 1 |
| INNOVATIVE HEALTH DIAGNOSTIC OF CALIFORNIA | | | 1 | 100% | 1 |
| BARDMOOR EMERGENCY CARE CENTER | | | 1 | 100% | 1 |
| DSL TENANT II LLC | | | 1 | 100% | 1 |
| ULTIMATE DX CORP | | | 1 | 100% | 1 |
| Diversicare of Ripley | | 1 | | | 1 |
| TILLAMOOK COUNTY GENERAL HOSPITAL LAB | | 1 | | | 1 |
| Kroger 588 - The Little Clinic Thompsons Station | | 1 | | | 1 |
| SHAW MEDICAL GROUP LLC | | | 1 | 100% | 1 |
| MISSOURI DEPT. OF HEALTH | | | 1 | 100% | 1 |
| NEW YORK PRESBYTERIAN HOSPITAL | | | 1 | 100% | 1 |
| UNIVERSITY OF MIAMI - LENNAR CENTER | | | 1 | 100% | 1 |
| DEVITA | | 1 | | | 1 |
| PSL JAX BEACH OPERATIONS LLC | | | 1 | 100% | 1 |
| WELLINGTON WEST 100176 | | | 1 | 100% | 1 |
| BISHOP KEARNEY | | 1 | | | 1 |
| MEDEXPRESS URGENT CARE - LAWTON | | 1 | | | 1 |
| Waycross VA CBOC | | 1 | | | 1 |
| SUN CITY DIAGNOSTIC CENTER | | | 1 | 100% | 1 |
| ATHENS MEDICAL CENTER | | | 1 | 100% | 1 |
| NAVAL BRANCH HEALTH CLINIC | | | 1 | 100% | 1 |
| ALL PRO ORTHOPEDICS & SPORTS MEDICINE, PA | | | 1 | 100% | 1 |
| COASTAL MANOR | | 1 | | | 1 |

COVID-19: testing by laboratory

Data through May 7, 2021 verified as of May 8, 2021 at 09:25 AM

Data in this report are provisional and subject to change.

The numbers in the table below represent the number of Florida and non-Florida residents for whom test results were received by the Department of Health. A person can be tested by more than one laboratory and can have both positive and negative results. **Therefore, the sum of the numbers in each column will be larger than the total number of people tested.**

| Reporting lab | Inconclusive | Negative | Positive | Percent positive | Total |
|---|--------------|----------|----------|------------------|-------|
| MEMORIALCARE LONG BEACH MEDICAL CENTER | | | 1 | 100% | 1 |
| ELKHART GENERAL HOSPITAL | | | 1 | 100% | 1 |
| PASCO COUNTY HEALTH DEPARTMENT | | | 1 | 100% | 1 |
| APS-SUMMIT CARE PHARMACY, LLC DBA OMNICARE | | 1 | | | 1 |
| NIHCC | | | 1 | 100% | 1 |
| CAMBRIDGE HEALTH ALLIANCE | | | 1 | 100% | 1 |
| ORMC-ARDEN/EOI | | | 1 | 100% | 1 |
| MAIN LAB | | | 1 | 100% | 1 |
| CYPRESS VILLAGE REHAB CENTER | | 1 | | | 1 |
| Luling Living Center | | 1 | | | 1 |
| SPINE & PAIN CONSULTANT PLLC | | 1 | | | 1 |
| FRESENIUS KIDNEY CARE - BOCA RATON | | | 1 | 100% | 1 |
| ALL PEDIATRIC CARE PA | | | 1 | 100% | 1 |
| LiveWell | | 1 | | | 1 |
| CARDIOLOGY AND FITNESS MEDICINE | | 1 | | | 1 |
| Hempfield Manor | | 1 | | | 1 |
| Avon Health Center | | 1 | | | 1 |
| CHATEAU TERREBONNE HEALTH CARE | | 1 | | | 1 |
| LEXINGTON HOSPITAL CORPORATION | | | 1 | 100% | 1 |
| Michigan Masonic Home | | 1 | | | 1 |
| EMERSON HOSPITAL LABORATORY | | | 1 | 100% | 1 |
| MEDEXPRESS URGENT CARE-MEADVILLE | | | 1 | 100% | 1 |
| Community Compassion Center of Batesville | | | 1 | 100% | 1 |
| Terrace Glen Village | | 1 | | | 1 |
| WYOMING COUNTY DEPARTMENT OF HEALTH | | 1 | | | 1 |
| NHC Sequatchie | | 1 | | | 1 |
| PORTSMOUTH REG. HOSPITAL | | | 1 | 100% | 1 |
| FLAGLER PROFESSIONAL HEALTH CARE SERVICES INC | | 1 | | | 1 |
| Heartland of Perrysburg | | 1 | | | 1 |
| PARK LANE NURSING HOME | | 1 | | | 1 |
| GOOD SAMARITAN SOCIETY - DE SMET | | 1 | | | 1 |
| DEL PRADO MEDICAL CENTER, INC | | 1 | | | 1 |
| RIVERSIDE MEDICAL CENTER | | 1 | | | 1 |
| HCR-ManorCare | | | 1 | 100% | 1 |
| SOUTHWOOD NURSING & RETIREMENT CENTER | | 1 | | | 1 |
| PEACE HEALTH FAMILY MEDICINE AT 87TH AVE | | 1 | | | 1 |
| BROOKSHIRE, THE | | | 1 | 100% | 1 |
| Sanctuary Pointe Nursing & Rehab | | 1 | | | 1 |
| Falmouth By The Sea | | | 1 | 100% | 1 |
| GIFFORD MEMORIAL HOSPITAL | | 1 | | | 1 |
| PARRISH MEDICAL GROUP | | | 1 | 100% | 1 |
| SOUTHWOOD HEALTHCARE CENTER | | 1 | | | 1 |
| SANFORD LABORATORIES WATERTOWN | | | 1 | 100% | 1 |
| 441 URGENT CARE CENTER - BROWNWOOD | | | 1 | 100% | 1 |
| Kroger 481 - The Little Clinic Houston Levee | | 1 | | | 1 |
| BUENA VENTURA LAKES DIALYSIS | | | 1 | 100% | 1 |

COVID-19: testing by laboratory

Data through May 7, 2021 verified as of May 8, 2021 at 09:25 AM

Data in this report are provisional and subject to change.

The numbers in the table below represent the number of Florida and non-Florida residents for whom test results were received by the Department of Health. A person can be tested by more than one laboratory and can have both positive and negative results. **Therefore, the sum of the numbers in each column will be larger than the total number of people tested.**

| Reporting lab | Inconclusive | Negative | Positive | Percent positive | Total |
|--|--------------|----------|----------|------------------|-------|
| Kingsway Arms Nursing Center | | 1 | | | 1 |
| MERCY - NORTH IOWA | | | 1 | 100% | 1 |
| BEVERLY ADVANCED PRACTICE NURSING | | 1 | | | 1 |
| Garden View Care Center at Dougherty Ferry | | 1 | | | 1 |
| GEORGE WASHINGTON UNIVERSITY HOSPITAL | | | 1 | 100% | 1 |
| CAREFIRST URGENT CARE - BEECHMONT | | | 1 | 100% | 1 |
| HOSPITAL SISTERS HEALTH SYSTEM (HSHS) | | | 1 | 100% | 1 |
| NATIONAL INSTITUTES OF HEALTH CLINICAL CENTER | | | 1 | 100% | 1 |
| KODIAK AREA NATIVE ASSOCIATION-KANA | | | 1 | 100% | 1 |
| GENESIS CARE USA OF FLORIDA, LLC | | | 1 | 100% | 1 |
| QUEST INC | | | 1 | 100% | 1 |
| SSC NASHVILLE OPERATING CO LLC D/B/A | | 1 | | | 1 |
| ODESSA CLINIC | | | 1 | 100% | 1 |
| MT CARMEL NURSING HOME | | 1 | | | 1 |
| WALKING URGENT CARE INC | | | 1 | 100% | 1 |
| AUSTIN URGENT CARE | | | 1 | 100% | 1 |
| CHILDREN'S MEMORIAL HOSPITAL | | | 1 | 100% | 1 |
| WINDSOR MANOR | | | 1 | 100% | 1 |
| FAMILY AND INTERNAL MEDICINE ASSOCIATES | | 1 | | | 1 |
| CORONA CONCIERGE, LLC | | 1 | | | 1 |
| PARKVIEW REGIONAL MEDICAL CENTER | | | 1 | 100% | 1 |
| SHAH | | | 1 | 100% | 1 |
| PASTEUR MEDICAL CENTER LLC | | 1 | | | 1 |
| Chatsworth Health Care | | 1 | | | 1 |
| TRADITIONAL MEDICINE CENTER | | | 1 | 100% | 1 |
| Heritage Health of Peru | | | 1 | 100% | 1 |
| CAREAGE PLASTIC SURGERY | | | 1 | 100% | 1 |
| Kroger 629 - The Little Clinic Cartersville, GA Hwy 41 | | 1 | | | 1 |
| REEVES COUNTY HOSPITAL DISTRICT | | | 1 | 100% | 1 |
| DIRECT PRIMARY CARE OF BURLESON | | | 1 | 100% | 1 |
| CVS IN6536POCT KOKOMO | | 1 | | | 1 |
| CAREMOUNT MEDICAL PC-CARMEL | | 1 | | | 1 |
| ARISTACARE AT MANCHESTER | | 1 | | | 1 |
| OCEANVIEW NURSING AND REHABILITAION CENTER | | | 1 | 100% | 1 |
| FOCUSED CARE AT ALLENBROOK | | 1 | | | 1 |
| Samaritan Keep Home | | 1 | | | 1 |
| ORANGETOWN PEDIATRICS ASSOCIATES | | 1 | | | 1 |
| Pontotoc Health and Rehab | | 1 | | | 1 |
| ASUNCION HOME HEALTH CARE CORP | | | 1 | 100% | 1 |
| WALGREENS # 11165 | | 1 | | | 1 |
| Imperial Healthcare Centre | | | 1 | 100% | 1 |
| COUNTY OF HAMILTON | | | 1 | 100% | 1 |
| APPLECARE BRUNSWICK | | | 1 | 100% | 1 |
| Encompass Health Rehab Hosp Alexandria | | 1 | | | 1 |
| SUNCOAST PRIMARY CARE LLC | | | 1 | 100% | 1 |
| WELLINGTON PHYSICIANS URGENT CARE AT PALOMINO | | | 1 | 100% | 1 |

COVID-19: testing by laboratory

Data through May 7, 2021 verified as of May 8, 2021 at 09:25 AM

Data in this report are provisional and subject to change.

The numbers in the table below represent the number of Florida and non-Florida residents for whom test results were received by the Department of Health. A person can be tested by more than one laboratory and can have both positive and negative results. **Therefore, the sum of the numbers in each column will be larger than the total number of people tested.**

| Reporting lab | Inconclusive | Negative | Positive | Percent positive | Total |
|--|--------------|----------|----------|------------------|-------|
| Community Care Center of Heritage House, LLC | | | 1 | 100% | 1 |
| HOSPITAL METROPOLITANO SAN GERMAN | | | 1 | 100% | 1 |
| Rehab Select of Talladega | | 1 | | | 1 |
| CHESAPEAKE REGIONAL MEDICAL CENTER | | | 1 | 100% | 1 |
| CARROLL UNIVERSITY STUDENT HEALTH CENTER | | 1 | | | 1 |
| EMERGENCE MEDICINE | | | 1 | 100% | 1 |
| JUP Serology SubSection | | | 1 | 100% | 1 |
| CONTINENTAL HOME HEALTH CARE INC | | | 1 | 100% | 1 |
| MISSISSIPPI VALLEY REGIONAL BLOOD CENTER | | | 1 | 100% | 1 |
| LIBERTY URGENT CARE | | | 1 | 100% | 1 |
| TITAN GENOMICS, LLC | | | 1 | 100% | 1 |
| PREMIUM HOME HEALTH CARE INC | | | 1 | 100% | 1 |
| ABRAZO WEST CAMPUS | | | 1 | 100% | 1 |
| ATHENS LIMESTONE HOSPITAL | | 1 | | | 1 |
| Dugan Memorial Home | | 1 | | | 1 |
| BAPTIST MEDICAL PLAZA AT MIAMI LAKES DIAGNOSTICS | | | 1 | 100% | 1 |
| STAYING HEALTHY MEDICAL SERVICES | | | 1 | 100% | 1 |
| VillageCare Rehabilitation and Nursing Center | | 1 | | | 1 |
| KENT | | 1 | | | 1 |
| MEMORIAL HEALTH UNIVERSITY MEDICAL | | 1 | | | 1 |
| VIRTUA HEALTH AND REHABILITATION | | 1 | | | 1 |
| Casa Real Center | | 1 | | | 1 |
| HEALTHCARE AND REHAB OF SANFORD | | | 1 | 100% | 1 |
| MERRILL GARDENS AT CHAMPIONSGATE | | | 1 | 100% | 1 |
| WEST BOYNTON DIALYSIS | | | 1 | 100% | 1 |
| SPECTRUM LABORATORY | | | 1 | 100% | 1 |
| PINNACLE DIALYSIS | | 1 | | | 1 |
| Kroger 126 - The Little Clinic Cottonwood | | 1 | | | 1 |
| MEDEXPRESS URGENT CARE - HAZLET | | | 1 | 100% | 1 |
| MORSELIFE HOME CARE INC | | | 1 | 100% | 1 |
| NEXTCARE DOBSON | | | 1 | 100% | 1 |
| MACKINAC STRAITS LONG TERM CARE UNIT | | 1 | | | 1 |
| Chateau Living Center | | | 1 | 100% | 1 |
| Kroger 683 - The Little Clinic Foothills Plaza | | 1 | | | 1 |
| TANGLEWOOD MANOR | | 1 | | | 1 |
| CFCH - FROSTPROOF | | | 1 | 100% | 1 |
| CENTRAL TX MEDICAL CENTER - LAB | | | 1 | 100% | 1 |
| SKYRIDGE CLINICAL ASSOCIATES | | 1 | | | 1 |
| DILELLA | | | 1 | 100% | 1 |
| MEDCOR AT ROYAL CARIBBEAN | | | 1 | 100% | 1 |
| FLORIDA MEDICAL CLINIC PA GI | | | 1 | 100% | 1 |
| CAROLINAS PHYSICIAN NETWORK | | | 1 | 100% | 1 |
| HEALTHALLIANCE HOSPITAL LABORATORY | | 1 | | | 1 |
| SIPERSTEIN DERMATOLOGY LLC | | | 1 | 100% | 1 |
| Whispering Pines Nursing & Rehabilitation Center | | 1 | | | 1 |
| Ozark Health and Rehabilitation, LLC | | 1 | | | 1 |

COVID-19: testing by laboratory

Data through May 7, 2021 verified as of May 8, 2021 at 09:25 AM

Data in this report are provisional and subject to change.

The numbers in the table below represent the number of Florida and non-Florida residents for whom test results were received by the Department of Health. A person can be tested by more than one laboratory and can have both positive and negative results. **Therefore, the sum of the numbers in each column will be larger than the total number of people tested.**

| Reporting lab | Inconclusive | Negative | Positive | Percent positive | Total |
|---|--------------|----------|----------|------------------|-------|
| PEDIATRIC ASSOCIATES - DORAL | | | 1 | 100% | 1 |
| THE GROVE HEALTH AND REHAB | | | 1 | 100% | 1 |
| BEAUMONT URGENT CARE | | 1 | | | 1 |
| NYU LANGONE AMBULATORY CARE LAKE SUCCE | | 1 | | | 1 |
| STEWARD FLORIDA ALF, INC | | | 1 | 100% | 1 |
| CUSTOM SCRIPTS PHARMACY | | 1 | | | 1 |
| SUNCOAST BEHAVIORAL HEALTH CENTER | | | 1 | 100% | 1 |
| SANFORD HOME | | 1 | | | 1 |
| ST JOHN HOSPITAL & MEDICAL CENTER MICRO | | | 1 | 100% | 1 |
| TARRANT MEDICAL ASSOCIATES | | | 1 | 100% | 1 |
| White Oak Manor - Rock Hill | | 1 | | | 1 |
| VA ST LOUIS HEALTH CARE SYSTEM | | | 1 | 100% | 1 |
| HCL LABORATORIES | | | 1 | 100% | 1 |
| GRANITE FALLS LTC, LLC | | 1 | | | 1 |
| TFH HOME HEALTH INC | | | 1 | 100% | 1 |
| ROSE HAVEN NURSING CENTER | | 1 | | | 1 |
| LabCorp L#09258295 M#09258285 | | | 1 | 100% | 1 |
| TEVAPHARM | | | 1 | 100% | 1 |
| STEPHEN G NELSON MD PA | | | 1 | 100% | 1 |
| PHYSICIANS IMMEDIATE CARE CHICAGO | | | 1 | 100% | 1 |
| HALEYVILLE HEALTH CARE CENTER | | 1 | | | 1 |
| PACIFICA CARE PLLC | | | 1 | 100% | 1 |
| Lemont Nursing and Rehab Center | | | 1 | 100% | 1 |
| AAA MEDICAL TESTING | | | 1 | 100% | 1 |
| MEDEXPRESS-DOVER | | 1 | | | 1 |
| SUNCOAST RESEARCH GROUP LLC | | | 1 | 100% | 1 |
| COVENANT HEALTH | | 1 | | | 1 |
| FAMILY MEDICINE AT KISSIMMEE | | 1 | | | 1 |
| Livingston County Center for Nursing and Rehabilitation | | 1 | | | 1 |
| ALLEGANY COUNTY DEPARTMENT OF HEALTH | | 1 | | | 1 |
| SANTA CLARA VALLEY MEDICAL CENTER | | | 1 | 100% | 1 |
| SGMC- SMITH NORTHVIEW CAMPUS | | | 1 | 100% | 1 |
| EASTSIDE MEDICAL CLINIC | | 1 | | | 1 |
| EDGAR PRICE FAMILY & CHILDREN HEALTHCARE CENTER | | | 1 | 100% | 1 |
| MAGGY PHARMACY INC | | 1 | | | 1 |
| CENTRAL FLORIDA MEDICAL CARE | | | 1 | 100% | 1 |
| Advanced Rehabilitation of Vernon | | 1 | | | 1 |
| QLABS | | | 1 | 100% | 1 |
| SACRED HEART HOSPITAL NURSING | | | 1 | 100% | 1 |
| UNIVERSITY OF TOLEDO MEDICAL CENTER | | | 1 | 100% | 1 |
| Walgreens #11854 | | | 1 | 100% | 1 |
| CORDOVA FAMILY PRACTICE | | | 1 | 100% | 1 |
| AMERICAN FAMILY CARE - SMYRNA | | | 1 | 100% | 1 |
| REHABILITATION CENTER OF ALBUQUERQUE | | 1 | | | 1 |
| Eddy Memorial Geriatric Center | | 1 | | | 1 |
| LIFESPAN HEALTH - SELMER | | 1 | | | 1 |

COVID-19: testing by laboratory

Data through May 7, 2021 verified as of May 8, 2021 at 09:25 AM

Data in this report are provisional and subject to change.

The numbers in the table below represent the number of Florida and non-Florida residents for whom test results were received by the Department of Health. A person can be tested by more than one laboratory and can have both positive and negative results. **Therefore, the sum of the numbers in each column will be larger than the total number of people tested.**

| Reporting lab | Inconclusive | Negative | Positive | Percent positive | Total |
|---|--------------|----------|----------|------------------|-------|
| HALIFAX HEALTH PRIMARY CARE ORMOND | | | 1 | 100% | 1 |
| PARK AVENUE MEDICAL PROFESSIONALS | | 1 | | | 1 |
| REDMOND URGENT CARE | | | 1 | 100% | 1 |
| Carington Park | | | 1 | 100% | 1 |
| REGIONAL MEDICAL LABORATORY | | | 1 | 100% | 1 |
| PATIENT FIRST - NEWTOWN ROAD | | | 1 | 100% | 1 |
| UNIVERSITY OF MIAMI PRIMARY CARE SITE UMHC 3039 | | | 1 | 100% | 1 |
| KIOSK MEDICINE OF KENTUCKY LLC | | 1 | | | 1 |
| ST JOHNS MEDICAL CENTER | | 1 | | | 1 |
| HILTON HEAD HOSPITAL/INPATIENT | | | 1 | 100% | 1 |
| SPACE COAST COMMUNITY PHARMACY | | | 1 | 100% | 1 |
| COVID CLINIC, INC | | | 1 | 100% | 1 |
| PRIMARY CARE SERVICES AT WESTMINSTER V | | 1 | | | 1 |
| BL DIAGNOSTICS LLC | | | 1 | 100% | 1 |
| CONCORDIA MANOR | | | 1 | 100% | 1 |
| MANOR CARE OF DELRAY BEACH FL LLC | | 1 | | | 1 |
| ADVENTHEALTH MEDICAL GROUP COLORECTAL SURGERY AT | | 1 | | | 1 |
| EXCEPTIONAL EMERGENCY CENTER | | | 1 | 100% | 1 |
| CVS MI22230CV WAYNE COUNTY COMMUNITY COLLEGE | | | 1 | 100% | 1 |
| PHYSICIANS PRIMARY CARE LEHIGH PEDS | | | 1 | 100% | 1 |
| MANHATTAN COLLEGE HEALTH SERVICES | | 1 | | | 1 |
| SPHERE DX | | | 1 | 100% | 1 |
| ST. JOHN HOSPITAL & MEDICAL CENTER | | | 1 | 100% | 1 |
| KIDS HEALTH ALLIANCE PA | | | 1 | 100% | 1 |
| SOUTH FLORIDA URGENT CARE CENTERS, LLC | | | 1 | 100% | 1 |
| CVS AZ3264POCT PHOENIX | | | 1 | 100% | 1 |
| MERCY GENERAL HOSPITAL | | | 1 | 100% | 1 |
| Hillside Manor Rehabilitation and Extended Care Center | | 1 | | | 1 |
| CVS AZ69POCT PEORIA | | 1 | | | 1 |
| USA Healthcare LTC, LLC - Folsom Center for Rehabilitation & Healthca | | 1 | | | 1 |
| ANSWERS RESOURCE FACILITY | | 1 | | | 1 |
| SEASONS HOSPICE AND PALLIATIVE CARE OF | | | 1 | 100% | 1 |
| PINEBROOK CARE AND REHABILITATION CENTER□ | | | 1 | 100% | 1 |
| Kroger 63 - The Little Clinic Glassford Hill Rd | | 1 | | | 1 |
| TUNIS STREET GROUP HOME | | 1 | | | 1 |
| CVS MA1238POCT MEDFIELD | | 1 | | | 1 |
| TITUSVILLE CENTER FOR SURGICAL EXCELLENCE LLC | | 1 | | | 1 |
| EAST TENNESSEE STATE UNIVERSITY | | 1 | | | 1 |
| Quince Nursing and Rehabilitation Center | | 1 | | | 1 |
| Kroger 705 - The Little Clinic Richmond | | 1 | | | 1 |
| BRANDON OUTREACH CLINIC | | | 1 | 100% | 1 |
| SEMA4 | | | 1 | 100% | 1 |
| PANCARE HEALTH - NORTHSIDE ELEMENTARY | | | 1 | 100% | 1 |
| The Center at Centennial | | | 1 | 100% | 1 |
| VCU HEALTH SYSTEM AUTHORITY - MCV HOSPITALS | | | 1 | 100% | 1 |
| VIP FAMILY PRACTICE | | | 1 | 100% | 1 |

COVID-19: testing by laboratory

Data through May 7, 2021 verified as of May 8, 2021 at 09:25 AM

Data in this report are provisional and subject to change.

The numbers in the table below represent the number of Florida and non-Florida residents for whom test results were received by the Department of Health. A person can be tested by more than one laboratory and can have both positive and negative results. **Therefore, the sum of the numbers in each column will be larger than the total number of people tested.**

| Reporting lab | Inconclusive | Negative | Positive | Percent positive | Total |
|---|--------------|----------|----------|------------------|-------|
| AURORA CONSOLIDATED LABORATORY | | | 1 | 100% | 1 |
| AHUJA MEDICAL CENTER | | | 1 | 100% | 1 |
| STONECREST MEDICAL CENTER | | 1 | | | 1 |
| CLINICAL RESEARCH OF WEST FLORIDA | | 1 | | | 1 |
| INTERNAL MEDICINE GROUP OF CENTRAL FLORIDA | | | 1 | 100% | 1 |
| Acts Manor House | | 1 | | | 1 |
| PUBLIX PHARMACY #1488 | | 1 | | | 1 |
| HEALTHPARTNERS HUDSON CLINIC | | | 1 | 100% | 1 |
| Sarah A. Todd Memorial Home | | 1 | | | 1 |
| UABC | | | 1 | 100% | 1 |
| BIOMERIEUX | | | 1 | 100% | 1 |
| Trucare Living Centers - Columbus | | 1 | | | 1 |
| MALUHIA | | 1 | | | 1 |
| SANTA ROSA PEDIATRICS | | | 1 | 100% | 1 |
| DSI LABORATORIES-NAPLES-7TH | | | 1 | 100% | 1 |
| Lopatcong Center | | 1 | | | 1 |
| UT HEALTH RIO GRANDE VALLEY SPECIALTY PEDIATRICS | | | 1 | 100% | 1 |
| AURORA MEDICAL CENTER-KENOSHA | | | 1 | 100% | 1 |
| AVERA ST. MARY'S HOSPITAL | | | 1 | 100% | 1 |
| MED BAR LLC | | 1 | | | 1 |
| BLAKE AT PENSACOLA OPERATION CO, LLC, THE | | | 1 | 100% | 1 |
| VA Ann Arbor HCS - Toledo CBOC | | 1 | | | 1 |
| FAIRFIELD MEDICAL CENTER | | | 1 | 100% | 1 |
| Maplewood of Cheshire County | | 1 | | | 1 |
| CERMAK HEALTH SERVICES | | | 1 | 100% | 1 |
| NSPIRE HEALTHCARE PLANTATION | | | 1 | 100% | 1 |
| RAMBAM URGENT CARE | | | 1 | 100% | 1 |
| Victoria Manor | | 1 | | | 1 |
| KENNEDY BOULEVARD DIALYSIS | | | 1 | 100% | 1 |
| OMNI HEALTHCARE URGENT CARE | | | 1 | 100% | 1 |
| PRACTITIONERS IN MOTION | | | 1 | 100% | 1 |
| ADVANCED RESEARCH AND DIAGNOSTIC LABORATORY UNIVERSITY OF MINNESOTA | | | 1 | 100% | 1 |
| SAN ANTONIO DERMATOLOGY AND MEDICAL SPA | | | 1 | 100% | 1 |
| CLERMONT HEALTH DEPARTMENT | | | 1 | 100% | 1 |
| ASHLEY CLINICAL DIAGNOSTIC LABORATORY | | | 1 | 100% | 1 |
| HARBOR HOSPITAL | | | 1 | 100% | 1 |
| LAMARQUE DIALYSIS | | | 1 | 100% | 1 |
| NEVADA RURAL HOUSING AUTHORITY | | | 1 | 100% | 1 |
| ST JOHN'S HOME CARE | | | 1 | 100% | 1 |
| MEDEXPRESS URGENT CARE - UNIONTOWN | | 1 | | | 1 |
| SUMMIT COUNTY PUBLIC HEALTH DEPARTMENT | | | 1 | 100% | 1 |
| MT ST RITA HEALTH CENTRE | | 1 | | | 1 |
| WVU MEDICINE AT SUNCREST TOWNE CENTRE | | | 1 | 100% | 1 |
| PALM BEACH DIABETES AND ENDOCRINE SPECIALISTS, PA | | | 1 | 100% | 1 |
| HEARTLAND OF MARIETTA OH LLC DBA | | 1 | | | 1 |
| CAREWELL 203 | | | 1 | 100% | 1 |

COVID-19: testing by laboratory

Data through May 7, 2021 verified as of May 8, 2021 at 09:25 AM

Data in this report are provisional and subject to change.

The numbers in the table below represent the number of Florida and non-Florida residents for whom test results were received by the Department of Health. A person can be tested by more than one laboratory and can have both positive and negative results. **Therefore, the sum of the numbers in each column will be larger than the total number of people tested.**

| Reporting lab | Inconclusive | Negative | Positive | Percent positive | Total |
|--|--------------|----------|----------|------------------|-------|
| Oregon Veterans Home The Dalles | | 1 | | | 1 |
| HEALTHCARE ASSOCIATES OF IRVING, LLP | | | 1 | 100% | 1 |
| APOLLO ADVANCED HOME HEALTH CORP | | | 1 | 100% | 1 |
| Kroger 682 - The Little Clinic New Holland Market | | | 1 | 100% | 1 |
| Aspire Physical Recovery Center at Cahaba River | | 1 | | | 1 |
| PHYSICIANS PREMIER ER- CENTRAL AUSTIN | | | 1 | 100% | 1 |
| VIVEX/UMTB BIOMEDICAL | | | 1 | 100% | 1 |
| OPTUM MEDICAL CLINIC IN ROCKRIMMON | | | 1 | 100% | 1 |
| OHIO VALLEY MANOR NURSING & | | 1 | | | 1 |
| WALGREENS #04786 | | 1 | | | 1 |
| MEDICAL CENTER AFFILIATES PALM SPRINGS | | | 1 | 100% | 1 |
| UW MEDICINE MS CENTER | | | 1 | 100% | 1 |
| BAYOU URGENT CARE | | | 1 | 100% | 1 |
| UCH LAB | | | 1 | 100% | 1 |
| ARGENTINE CARE CENTER | | 1 | | | 1 |
| NORTH FLORIDA REGIONAL MEDICAL CENTER EMERGENCY | | | 1 | 100% | 1 |
| SAINT BARNABAS MEDICAL CENTER | | 1 | | | 1 |
| PRIMARY CARE GROUP LLC | | 1 | | | 1 |
| BOULDER COMMUNITY HOSPITAL | | | 1 | 100% | 1 |
| Bay View Nursing and Rehabilitation Center | | | 1 | 100% | 1 |
| PATEL MINESH | | 1 | | | 1 |
| WALGREENS WAYNE | | | 1 | 100% | 1 |
| Life Care Center of Auburn | | 1 | | | 1 |
| OKLAHOMA BLOOD INSTITUTE | | | 1 | 100% | 1 |
| SECOND STREET GROUP HOME | | 1 | | | 1 |
| ST CATHERINE HOSPITAL LABORATORY | | | 1 | 100% | 1 |
| DOCTORS MEMORIAL HOSP HOME HEALTH CARE | | 1 | | | 1 |
| Birmingham Nursing and Rehabilitation East LLC | | 1 | | | 1 |
| THE NEW JEWISH HOME | | 1 | | | 1 |
| CRYSTAL RIVER FIRE DEPARTMENT | | | 1 | 100% | 1 |
| MEDCOR, INC | | | 1 | 100% | 1 |
| Lenbrook | | 1 | | | 1 |
| KANA MEDICAL | | | 1 | 100% | 1 |
| 1ST MED DOTHAN | | | 1 | 100% | 1 |
| WEST FLORIDA MEDICAL ASSOCIATES PA | | | 1 | 100% | 1 |
| VELOCITY URGENT CARE - CHIMNEY HILL | | | 1 | 100% | 1 |
| YOUR GOOD HEALTH MEDICAL GROUP PA | | | 1 | 100% | 1 |
| JMJ FAMILY PRACTICE | | | 1 | 100% | 1 |
| BAYCARE OUTREACH LAB AT NEW TAMPA | | | 1 | 100% | 1 |
| UNIVERISTY HOSPITAL | | | 1 | 100% | 1 |
| FRONT PORCH PEDIATRICS PLLC | | | 1 | 100% | 1 |
| SUPERKIDS PEDIATRICS | | | 1 | 100% | 1 |
| CAREHERE HUDSON BAY | | | 1 | 100% | 1 |
| CONVENIENT MEDICAL AND HEALTH SERVICES | | | 1 | 100% | 1 |
| NF Escambia, LLC DBA Olive BranchHealth and Rehabilitaion Center | | | 1 | 100% | 1 |
| ADVANCED CARDIOVASCULAR DIAGNOSTICS OF FL | | | 1 | 100% | 1 |

COVID-19: testing by laboratory

Data through May 7, 2021 verified as of May 8, 2021 at 09:25 AM

Data in this report are provisional and subject to change.

The numbers in the table below represent the number of Florida and non-Florida residents for whom test results were received by the Department of Health. A person can be tested by more than one laboratory and can have both positive and negative results. **Therefore, the sum of the numbers in each column will be larger than the total number of people tested.**

| Reporting lab | Inconclusive | Negative | Positive | Percent positive | Total |
|---|--------------|----------|----------|------------------|-------|
| CENTRAL FLORIDA ADULT MEDICINE | | 1 | | | 1 |
| DIAGNOSTIC GROUP INTEGRATED HEALTHCARE | | | 1 | 100% | 1 |
| St. Anne Home | | 1 | | | 1 |
| CARESOUTH HHA HOLDINGS OF THE TREASURE COAST LLC | | | 1 | 100% | 1 |
| CHI ST ALEXIUS TRANSITIONAL CARE UNIT | | 1 | | | 1 |
| ARIZA WELLNESS CARE LLC | | | 1 | 100% | 1 |
| The Pines at Poughkeepsie Center for Nursing and Rehabilitation | | 1 | | | 1 |
| PATIENT FIRST - FAIRFAX | | | 1 | 100% | 1 |
| HILLSBORO MEDICAL CENTER MAIN LABORATO | | 1 | | | 1 |
| ABSOLUTE HEALTHCARE | | | 1 | 100% | 1 |
| MORNINGSIDE NURSING AND REHABILITATION | | 1 | | | 1 |
| ADVENTHEALTH MEDICAL GROUP SENIOR HEALTH AT | | | 1 | 100% | 1 |
| Sunnybrook Rehabilitation Center | | | 1 | 100% | 1 |
| TITUS REGIONAL MEDICAL CENTER | | | 1 | 100% | 1 |
| JUPITER MEDICAL CENTER INC | | | 1 | 100% | 1 |
| ADVANCED CARDIOVASCULAR DIAGNOSTICS PL | | 1 | | | 1 |
| Walgreens #11724 | | 1 | | | 1 |
| INNOVATIVE CARE PARTNERS PLLC | | | 1 | 100% | 1 |
| STITCHES ACUTE CARE CENTER OF CHEYENNE | | | 1 | 100% | 1 |
| PALM COTTAGE OPERATOR LLC | | | 1 | 100% | 1 |
| WESTCHESTER MEDICAL CENTER ADVANCED | | 1 | | | 1 |
| IMMY LABS | | | 1 | 100% | 1 |
| MAYO MEDICAL LABORATORIES | | | 1 | 100% | 1 |
| MDS PHARMA SERVICES | | 1 | | | 1 |
| PATHOLOGY ASSOCIATES | | | 1 | 100% | 1 |
| TOMAH HEALTH | | | 1 | 100% | 1 |
| RAYMOND F CARON MD | | | 1 | 100% | 1 |
| WESLEY MEDICAL CENTER | | | 1 | 100% | 1 |
| WINCHESTER URGENT CARE, PC | | 1 | | | 1 |
| Niles Nursing and Rehab. Center | | 1 | | | 1 |
| Kroger 086 - The Little Clinic Broomfield-Sheridan | | 1 | | | 1 |
| PALM BREEZE DIALYSIS | | | 1 | 100% | 1 |
| EUROFINS VIRACOR | | | 1 | 100% | 1 |
| Ash Flat Healthcare and Rehabilitation Center | | | 1 | 100% | 1 |
| BROOKDALE FORT WALTON BEACH | | | 1 | 100% | 1 |
| Kroger 368 - The Little Clinic Frankfort West | | 1 | | | 1 |
| CVS SC4288POCT ROCK HILL | | | 1 | 100% | 1 |
| URGENT CARE OF COASTAL GEORGIA | | | 1 | 100% | 1 |
| SAINT JOSEPH'S HOSPITAL AND MEDICAL CENTER | | 1 | | | 1 |
| CVS TN6394POCT BRENTWOOD | | 1 | | | 1 |
| HERITAGE HEALTHCARE CENTER AT TALLAHASSEE | | | 1 | 100% | 1 |
| Seal Rock Healthcare | | 1 | | | 1 |
| Erie VAMC | | 1 | | | 1 |
| Senior Rehab & Recovery Center at Limestone Health Facility | | 1 | | | 1 |
| Victory Health and Rehabilitation | | | 1 | 100% | 1 |
| ST MARY'S OF SAGINAW | | 1 | | | 1 |

COVID-19: testing by laboratory

Data through May 7, 2021 verified as of May 8, 2021 at 09:25 AM

Data in this report are provisional and subject to change.

The numbers in the table below represent the number of Florida and non-Florida residents for whom test results were received by the Department of Health. A person can be tested by more than one laboratory and can have both positive and negative results. **Therefore, the sum of the numbers in each column will be larger than the total number of people tested.**

| Reporting lab | Inconclusive | Negative | Positive | Percent positive | Total |
|--|--------------|----------|----------|------------------|-------|
| GIBSON AREA PRIMARY CARE | | | 1 | 100% | 1 |
| URGENT CARE NORTHWEST | | 1 | | | 1 |
| USC VERDUGO HILLS HOSPITAL | | | 1 | 100% | 1 |
| ALLIED PHYSICIANS GROUP | | 1 | | | 1 |
| ATRIA TAMARAC | | | 1 | 100% | 1 |
| BELMONT VILLAGE AT JOHNS CREEK | | 1 | | | 1 |
| MANORCARE HEALTH SERVICES | | | 1 | 100% | 1 |
| Diversicare of Smyrna | | 1 | | | 1 |
| PEDIATRIC PARTNERS | | | 1 | 100% | 1 |
| PROGENESIS INC | | | 1 | 100% | 1 |
| PREMISEHEALTH | | 1 | | | 1 |
| Alden North Shore | | | 1 | 100% | 1 |
| SUMMERFIELD PAIN MANAGEMENT | | | 1 | 100% | 1 |
| ENZO LABS INC | | | 1 | 100% | 1 |
| MCG HOSPITALS AND CLINICS | | | 1 | 100% | 1 |
| Ravenwood Speciality Care | | 1 | | | 1 |
| TANNER CLINIC | | | 1 | 100% | 1 |
| SUPREME MEDICAL GROUP PLLC | | | 1 | 100% | 1 |
| PREMIER HEALTH CARE INC | | | 1 | 100% | 1 |
| Indianspring of Oakley | | 1 | | | 1 |
| JP MORGAN CHASE HEALTH SERVICES | | | 1 | 100% | 1 |
| MID-FLORIDA CANCER CENTERS | | 1 | | | 1 |
| ST MICHAEL'S ELITE MEDICAL HOSPITAL | | | 1 | 100% | 1 |
| HEALTH CHOICES, PLLC | | 1 | | | 1 |
| Kroger 907 - The Little Clinic Holland | | 1 | | | 1 |
| JACK M MATHENY II MD | | | 1 | 100% | 1 |
| WATERTOWN URGENT CARE | | 1 | | | 1 |
| ASSOCIATES MD MEDICAL GROUP INC | | | 1 | 100% | 1 |
| SAN JOSE CLINIC | | 1 | | | 1 |
| MEDEXPRESS URGENT CARE - WALL | | 1 | | | 1 |
| WOOD COUNTY HEALTH DEPARTMENT | | | 1 | 100% | 1 |
| ADVANCE MD CARE | | | 1 | 100% | 1 |
| ST JUDE CARE CENTER | | 1 | | | 1 |
| MT SINA1 HOSPICE | | | 1 | 100% | 1 |
| BAYMEADOWS PEDIATRIC CARE | | 1 | | | 1 |
| Walgreens #19992 | | 1 | | | 1 |
| BAYFRONT HEAL WOUND CARE AND HYPERBARIC CENTER | | | 1 | 100% | 1 |
| PEACHEALTH LABORATORIES | | 1 | | | 1 |
| PALMETTO PRIMARY CARE PHYSICIANS | | | 1 | 100% | 1 |
| BEAUMONT REFERENCE LABORATORY | | | 1 | 100% | 1 |
| Manassas Health & Rehab | | | 1 | 100% | 1 |
| BRETON REHABILITATION & LIVING CENTRE | | 1 | | | 1 |
| Eger Health Care and Rehabilitation Center | | 1 | | | 1 |
| EAST COAST INSTITUTE FOR RESEARCH LLC | | | 1 | 100% | 1 |
| Iosco County Medical Care Facility | | 1 | | | 1 |
| NATICK URGENT CARE | | | 1 | 100% | 1 |

COVID-19: testing by laboratory

Data through May 7, 2021 verified as of May 8, 2021 at 09:25 AM

Data in this report are provisional and subject to change.

The numbers in the table below represent the number of Florida and non-Florida residents for whom test results were received by the Department of Health. A person can be tested by more than one laboratory and can have both positive and negative results. **Therefore, the sum of the numbers in each column will be larger than the total number of people tested.**

| Reporting lab | Inconclusive | Negative | Positive | Percent positive | Total |
|---|--------------|----------|----------|------------------|-------|
| CARENOW-MONTGOMERY | | | 1 | 100% | 1 |
| NORTHEAST REGIONAL MEDICAL CENTER | | | 1 | 100% | 1 |
| UNIVERSITY OF SOUTH FLORIDA | | | 1 | 100% | 1 |
| Alaska Domiciliary Care for Homeless Veterans | | 1 | | | 1 |
| KETAMINE HEALTH CENTERS OF WEST PALM BEACH LLC | | 1 | | | 1 |
| QC LABORATORY | | | 1 | 100% | 1 |
| LIFE SAVERS EMERGENCY ROOM II, LLC | | 1 | | | 1 |
| VA North May Outpatient Clinic | | 1 | | | 1 |
| HEALTH CONSERVATION, INC | | 1 | | | 1 |
| WESLEY LONG HOSPITAL | | | 1 | 100% | 1 |
| HEALTH PARTNERS LLC | | 1 | | | 1 |
| WESTMORELAND REGIONAL HOSPITAL | | | 1 | 100% | 1 |
| BETTER U BETTER LIFE WELLNESS LLC | | | 1 | 100% | 1 |
| ARTIS SENIOR LIVING OF DAVIE, LLC | | 1 | | | 1 |
| BRIDGES AT LIFE CARE CENTER OF OCALA, THE | | | 1 | 100% | 1 |
| Court House Center | | 1 | | | 1 |
| CAPSTONE REHABILITATION AND HEALTHCARE | | 1 | | | 1 |
| WINNIFRED ASSISTED LIVING FACILITY INC | | 1 | | | 1 |
| FLORIDA ADVANCED MEDICAL AND DERM AESTHETICS LLC | | | 1 | 100% | 1 |
| HOUSTON MEDICAL CENTER LABORATORY | | | 1 | 100% | 1 |
| MED-LAKE LABORATORY | | | 1 | 100% | 1 |
| WELLMED AT BAY AREA | | 1 | | | 1 |
| Robinson Terrace Rehabilitation and Nursing Center | | 1 | | | 1 |
| ADVENTHEALTH WOUND CARE CENTER | | | 1 | 100% | 1 |
| CVS OH6153POCT COLUMBUS | | 1 | | | 1 |
| XPRESCHECK IAD (DULLES) | | | 1 | 100% | 1 |
| VIRGINIA CVS PHARMACY, LLC DBA CVS/PHARMACY #1884 | | 1 | | | 1 |
| MOUNT SINAI MEDICAL CENTER OF FLORIDA INC | | | 1 | 100% | 1 |
| VA Central Western Massachusetts HCS | | 1 | | | 1 |
| NEXTCARE NIFONG | | | 1 | 100% | 1 |
| Shoreline Care Center | | | 1 | 100% | 1 |
| SOUTHWEST FLORIDA DIVISION LAB | | | 1 | 100% | 1 |
| Wildwood Healthcare | | 1 | | | 1 |
| MEMORIAL URGENT CARE CENTER - | | | 1 | 100% | 1 |
| Newton Wellesley Center for Alzheimer's Care | | 1 | | | 1 |
| SACRED HEART HEALTH SYSTEM- MIDWIFE PROGRAM | | | 1 | 100% | 1 |
| FIU HEALTH CARE CENTER | | | 1 | 100% | 1 |
| CHEROKEE PARK REHABILITATION | | 1 | | | 1 |
| MARYLAND DEPARTMENT OF HEALTH AND MENTAL HYGIENE-LABORATORIES | | | 1 | 100% | 1 |
| NORWALK HOSPITAL | | | 1 | 100% | 1 |
| NORTHSIDE FAMILY MEDICINE | | 1 | | | 1 |
| SHAMRA MEDICAL LABORATORY | | | 1 | 100% | 1 |
| SKY RIDGE MEDICAL CENTER - MICRO | | | 1 | 100% | 1 |
| Kroger 698 - The Little Clinic 14th Street/Bell | | 1 | | | 1 |
| CHI ST VINCENT LITTLE ROCK DIAGNOSTIC CLINIC | | | 1 | 100% | 1 |
| AFFILIATED LABORATORIES INC | | | 1 | 100% | 1 |

COVID-19: testing by laboratory

Data through May 7, 2021 verified as of May 8, 2021 at 09:25 AM

Data in this report are provisional and subject to change.

The numbers in the table below represent the number of Florida and non-Florida residents for whom test results were received by the Department of Health. A person can be tested by more than one laboratory and can have both positive and negative results. **Therefore, the sum of the numbers in each column will be larger than the total number of people tested.**

| Reporting lab | Inconclusive | Negative | Positive | Percent positive | Total |
|---|--------------|----------|----------|------------------|-------|
| Kroger 670 - The Little Clinic Powell | | 1 | | | 1 |
| COASTAL ER IX, PHYSICIANS PREMIER | | | 1 | 100% | 1 |
| THE LITTLE CLINIC, LLC | | | 1 | 100% | 1 |
| Woodstock Nursing and Rehabilitation Center | | 1 | | | 1 |
| SYNERGY DIALYSIS INC | | | 1 | 100% | 1 |
| BOCA GENERAL AND FAMILY MEDICINE | | 1 | | | 1 |
| ORDRS, INC. | | | 1 | 100% | 1 |
| CHILDREN'S NATIONAL MEDICAL CENTER | | | 1 | 100% | 1 |
| RIVERSIDE PEDIATRIC GROUP, INC | | 1 | | | 1 |
| DIXIE REGIONAL MEDICAL CENTER | | | 1 | 100% | 1 |
| SONORAN DESERT PATHOLOGY | | | 1 | 100% | 1 |
| INDIAN RIDGE | | 1 | | | 1 |
| HENRY FORD HOSPITAL | | | 1 | 100% | 1 |
| WILLOWBROOKE COURT AT MATTHEWS GLEN | | 1 | | | 1 |
| PRIORITY CARE LLC | | | 1 | 100% | 1 |
| BATESVILLE - SHERWOOD URGENT CARE | | | 1 | 100% | 1 |
| ANMED HEALTH MEDICAL CENTER | | | 1 | 100% | 1 |
| Mason Health and Rehab | | 1 | | | 1 |
| EMORY DECATUR HOSPITAL - EMORY MEDICAL | | 1 | | | 1 |
| Ramsey Village | | 1 | | | 1 |
| Maple Lane Nursing Home | | 1 | | | 1 |
| DERMDX, DIV OF AURORA DIAGNOSTICS/BERNHARDT LAB | | 1 | | | 1 |
| CAN COMMUNITY HEALTH LLC | | 1 | | | 1 |
| BAPTIST MEDICAL PLAZA AT WESTCHESTER | | | 1 | 100% | 1 |
| NEMOURS CHILDREN HOSPITAL | | | 1 | 100% | 1 |
| ACCESS MEDICAL GROUP OF TAMPA INC | | | 1 | 100% | 1 |
| Monument Health Strugis Care Center | | 1 | | | 1 |
| MEDONE URGENT CARE | | | 1 | 100% | 1 |
| BIOMAT ORLANDO | | 1 | | | 1 |
| ADVENT HEALTH MEDICAL GROUP AT PINELLAS PARK | | | 1 | 100% | 1 |
| BAPTIST HOSPITAL FAMILY MEDICINE & | | | 1 | 100% | 1 |
| Oklahoma Methodist Manor | | | 1 | 100% | 1 |
| Spring Gate Rehab and Healthcare Center | | 1 | | | 1 |
| CVS IL2297652CV CHICAGO | | 1 | | | 1 |
| Eagle Point Health Care Center | | 1 | | | 1 |
| FRIO REGIONAL PRIMARY CARE AND URGENT CARE CLINIC | | | 1 | 100% | 1 |
| Kroger 367 - The Little Clinic Walton | | 1 | | | 1 |
| MEDICAL ASSOCIATES OF PINELLAS - LAB | | | 1 | 100% | 1 |
| TENNOVA ER - SANGO | | | 1 | 100% | 1 |
| PCG MOLECULAR | | | 1 | 100% | 1 |
| Walgreens #19461 | | 1 | | | 1 |
| Hillside Rehab and Care Center | | | 1 | 100% | 1 |
| MARION GENERAL HOSPITAL | | | 1 | 100% | 1 |
| HEALTH FIRST MEDICAL GROUP LLC | | | 1 | 100% | 1 |
| ELEMENTS PHARMACY | | | 1 | 100% | 1 |
| PATHOLOGY | | 1 | | | 1 |

COVID-19: testing by laboratory

Data through May 7, 2021 verified as of May 8, 2021 at 09:25 AM

Data in this report are provisional and subject to change.

The numbers in the table below represent the number of Florida and non-Florida residents for whom test results were received by the Department of Health. A person can be tested by more than one laboratory and can have both positive and negative results. **Therefore, the sum of the numbers in each column will be larger than the total number of people tested.**

| Reporting lab | Inconclusive | Negative | Positive | Percent positive | Total |
|---|--------------|----------|----------|------------------|-------|
| Strasburg Care Center | | 1 | | | 1 |
| CARESPOT EXPRESS HEALTHCARE BOYNTON BEACH | | | 1 | 100% | 1 |
| PEDIATRICS AND FAMILY CARE, LLC | | | 1 | 100% | 1 |
| Crestview Rehabilitation & Skilled Nursing Services | | 1 | | | 1 |
| SUMMERLIN MEDICAL CENTRE | | | 1 | 100% | 1 |
| LIFECARE MEDICAL CENTER | | | 1 | 100% | 1 |
| SJMC PHYSICIAN SERVICES | | | 1 | 100% | 1 |
| CONWAY - SHERWOOD URGENT CARE | | | 1 | 100% | 1 |
| NORTHSIDE HOSPITAL GWINNETT | | 1 | | | 1 |
| NORTON HOSPITAL | | | 1 | 100% | 1 |
| PROVIDENCE ST. PATRICK HOSPITAL | | | 1 | 100% | 1 |
| URGENT CARE 24/7 TAMPA | | | 1 | 100% | 1 |
| EASTSIDE URGENT CARE | | | 1 | 100% | 1 |
| TAMPA HEALTH CARE PROVIDERS PA | | 1 | | | 1 |
| WASHINGTON CENTER FOR REHABILITATION A | | 1 | | | 1 |
| HIDALGO FAMILY CLINIC | | | 1 | 100% | 1 |
| FAIRHAVEN | | 1 | | | 1 |
| MOUNT SINAI CORAL GABLES | | | 1 | 100% | 1 |
| PUBLIX PHARMACY #1122 | | 1 | | | 1 |
| ADAPTIVE BIOTECHNOLOGIES | | | 1 | 100% | 1 |
| ALVERNIA UNIVERSITY HEALTH AND WELLNESS CENTER | | 1 | | | 1 |
| WELLNOW URGENT CARE-OSWEGO | | | 1 | 100% | 1 |
| UNIVERSITY OF FLORIDA | | | 1 | 100% | 1 |
| Mountain View Manor | | | 1 | 100% | 1 |
| CARESPOT - OVIEDO | | | 1 | 100% | 1 |
| DR PHILLIPS CENTER FOR WELLNESS | | 1 | | | 1 |
| MARIANNA DIALYSIS CENTER | | | 1 | 100% | 1 |
| CLINICAL PATHOLOGY LABORATORIES SOUTHEAST INC | | | 1 | 100% | 1 |
| SPECIALTY MOLECULAR - DENVER | | | 1 | 100% | 1 |
| BOND COUNTY HEALTH DEPARTMENT | | | 1 | 100% | 1 |
| Ranger Care Center | | | 1 | 100% | 1 |
| MEDCARE-GARNERS FERRY | | | 1 | 100% | 1 |
| ULTIMATE ANALYSIS LABORATORY | | | 1 | 100% | 1 |
| PIEDMONT NEWTON HOSPITAL | | 1 | | | 1 |
| DIMMIT REGIONAL HOSPITAL | | | 1 | 100% | 1 |
| ACCESS TOTAL CARE | | | 1 | 100% | 1 |
| INTERNAL MEDICINE OF SOUTHWEST FLORIDA | | | 1 | 100% | 1 |
| SOUTHEASTERN HEALTH FACILITES, INC | | 1 | | | 1 |
| Lakeview Care Center | | | 1 | 100% | 1 |
| GENERATIONS CENTER OF SPENCER | | 1 | | | 1 |
| CHILDREN'S AT SATELLITE BOULEVARD URGE | | 1 | | | 1 |
| CYPRESS CREEK OUTPATIENT SURGICAL CTR, LLC | | | 1 | 100% | 1 |
| MEADOWS PARK HEALTH AND REHABILITATION | | 1 | | | 1 |
| Brynwood Health & Rehabilitation Center | | | 1 | 100% | 1 |
| MISSION HOSPITAL - MEMORIAL CAMPUS | | | 1 | 100% | 1 |
| SIGNATURE CARE MEMORIAL CITY | | | 1 | 100% | 1 |

COVID-19: testing by laboratory

Data through May 7, 2021 verified as of May 8, 2021 at 09:25 AM

Data in this report are provisional and subject to change.

The numbers in the table below represent the number of Florida and non-Florida residents for whom test results were received by the Department of Health. A person can be tested by more than one laboratory and can have both positive and negative results. **Therefore, the sum of the numbers in each column will be larger than the total number of people tested.**

| Reporting lab | Inconclusive | Negative | Positive | Percent positive | Total |
|---|--------------|----------|----------|------------------|-------|
| LOUIS STOKES CLEVELAND VA MEDICAL CENTER | | | 1 | 100% | 1 |
| NORTHWEST FLORIDA SPECIALTY PHYSICIANS LLC | | 1 | | | 1 |
| CVS NY2297002CV NEW YORK | | | 1 | 100% | 1 |
| THE TOLEDO HOSPITAL | | | 1 | 100% | 1 |
| ATLANTA PLUS URGENT CARE, LLC | | | 1 | 100% | 1 |
| SAMSON MEDICAL CLINIC | | | 1 | 100% | 1 |
| SOUTHWEST ORLANDO FAMILY MEDICINE, PL | | | 1 | 100% | 1 |
| MEDEXPRESS URGENT CARE - HAMILTON SQUA | | 1 | | | 1 |
| ST MARYS HEALTH CARE SYSTEM | | 1 | | | 1 |
| CARESPOT - LEE VISTA | | | 1 | 100% | 1 |
| NORTHSIDE FAMILY MEDICINE AND URGENT CARE (MIDTOWN) | | 1 | | | 1 |
| HARRIS URGENT CARE CENTER | | | 1 | 100% | 1 |
| ARLINGTON ADULT RESIDENTIAL FACILITY, INC | | | 1 | 100% | 1 |
| CLERMONT PEDIATRICS, PA | | | 1 | 100% | 1 |
| BAYLOR SCOTT & WHITE MEDICAL SURGICAL CLINIC | | | 1 | 100% | 1 |
| FLAGLER CARE CENTER | | | 1 | 100% | 1 |
| MEMORIAL HERMANN SOUTHWEST HOSPITAL | | | 1 | 100% | 1 |
| WINTER PARK MEMORIAL HOSPITAL LABORATORY | | 1 | | | 1 |
| WALGREENS #4086 | | 1 | | | 1 |
| COLOMBO'S PHARMACY | | 1 | | | 1 |
| Seacrest Village | | 1 | | | 1 |
| GEAUGA REGIONAL HOSPITAL | | 1 | | | 1 |
| FAIRVIEW SOUTHDALE | | | 1 | 100% | 1 |
| FAMILY MEDICAL CARE OF MOUNT DORA INC | | | 1 | 100% | 1 |
| US PUBLIC HEALTH SERVICE HOSPITAL | | | 1 | 100% | 1 |
| AFC URGENT CARE SWAMPSCOTT | | | 1 | 100% | 1 |
| TCPA CLINICAL LABORATORIES | | | 1 | 100% | 1 |
| Towne Manor East | | 1 | | | 1 |
| TRUMAN MEDICAL CENTER - HOSPITAL HILL | | | 1 | 100% | 1 |
| Bridgeway Care and Rehabilitation Center | | 1 | | | 1 |
| ALPHA CLINICAL LABORATORY CORP. | | | 1 | 100% | 1 |
| CARRINGTON, LLC D/B/A THE CARRINGTON | | 1 | | | 1 |
| KIDSVILLE PEDIATRICS III PA | | | 1 | 100% | 1 |
| ROBERT TAYLOR COMMUNITY COMPLEX | | | 1 | 100% | 1 |
| INHEALTH LIFE SCIENCES LLC | | | 1 | 100% | 1 |
| RENOWN REGIONAL MEDICAL CENTER | | | 1 | 100% | 1 |
| LABTECH DIAGNOSTICS | | | 1 | 100% | 1 |
| VA NCHCS - Mather Division | | 1 | | | 1 |
| PLEASANT RIDGE MANOR WEST | | 1 | | | 1 |
| NHC HealthCare St. Charles | | 1 | | | 1 |
| APPLECARE URGENT CARE JESUP | | | 1 | 100% | 1 |
| INTERNAL MEDICINE ASSOCIATES | | 1 | | | 1 |
| POETS WALK SARASOTA | | | 1 | 100% | 1 |
| BIOMAT USA INC | | | 1 | 100% | 1 |
| STEWART MEDICAL GROUP INC | | | 1 | 100% | 1 |
| PHYSICIANS URGENT CARE PLLC | | 1 | | | 1 |

COVID-19: testing by laboratory

Data through May 7, 2021 verified as of May 8, 2021 at 09:25 AM

Data in this report are provisional and subject to change.

The numbers in the table below represent the number of Florida and non-Florida residents for whom test results were received by the Department of Health. A person can be tested by more than one laboratory and can have both positive and negative results. **Therefore, the sum of the numbers in each column will be larger than the total number of people tested.**

| Reporting lab | Inconclusive | Negative | Positive | Percent positive | Total |
|--|--------------|----------|----------|------------------|-------|
| SHANNON CLARK OD, PA | | | 1 | 100% | 1 |
| Wexner Heritage House | | | 1 | 100% | 1 |
| OAKWOOD HOSPITAL - DEARBORN LAB | | | 1 | 100% | 1 |
| FREEPORT ER DOX URGENT CARE | | 1 | | | 1 |
| NEXTCARE POWER | | | 1 | 100% | 1 |
| MEMORIAL HOSPITAL - BELLEVILLE | | | 1 | 100% | 1 |
| TRITENN LLC | | 1 | | | 1 |
| BLACKBERRY CENTER, THE | | 1 | | | 1 |
| VIRGINIA UROLOGY | | 1 | | | 1 |
| LABORATORIO BUENA SALUD | | | 1 | 100% | 1 |
| PHYSICIANS PREMIER ER- BASTROP | | | 1 | 100% | 1 |
| FIRST CARE WALK IN CLINIC LLC | | | 1 | 100% | 1 |
| BEST CARE COMMUNITY AND FAMILY HEALTH CENTER INC | | | 1 | 100% | 1 |
| ATHENA PLASTIC SURGERY | | 1 | | | 1 |
| DIGNITY HEALTH GOHEALTH | | 1 | | | 1 |
| SHP WESTCHESTER LLC | | 1 | | | 1 |
| CAREMOUNT MEDICAL PC | | 1 | | | 1 |
| FOUNDATION LABORATORY | | | 1 | 100% | 1 |
| MARTIN MEM FAMILY CARE AT ST LUCIE W | | | 1 | 100% | 1 |
| WALGREENS #09456 | | 1 | | | 1 |
| Baypoint Healthcare Center | | | 1 | 100% | 1 |
| BRANKO D PEJIC MD FAMILY PRACTICE | | | 1 | 100% | 1 |
| PALMS WEST SURGICENTER | | 1 | | | 1 |
| Sherwood Oaks Health Center | | | 1 | 100% | 1 |
| BUFFALO VAMC | | | 1 | 100% | 1 |
| AVERA HEART HOSPITAL OF SD | | | 1 | 100% | 1 |
| ST LUKE LUTHERAN HOME | | 1 | | | 1 |
| DAVITA DIALYSIS-NORTH | | | 1 | 100% | 1 |
| ANY LAB TEST NOW JACKSONVILLE | | 1 | | | 1 |
| ADAMS COUNTY HEALTH DEPARTMENT | | | 1 | 100% | 1 |
| URGENT CARE CENTER OF PORT ORANGE LLC | | | 1 | 100% | 1 |
| Bivins Pointe | | | 1 | 100% | 1 |
| JOSHUA E CHESIR MD | | 1 | | | 1 |
| MARTIN MEMORIAL MEDICENTER | | | 1 | 100% | 1 |
| Glen Haven Health and Rehabilitation LLC | | 1 | | | 1 |
| NORTH RIVER FAMILY HEALTH CENTER | | | 1 | 100% | 1 |
| Kroger 500 - The Little Clinic Speedway | | 1 | | | 1 |
| GARDENS AT MAPLEWOOD | | | 1 | 100% | 1 |
| Holly Hill Healthcare Center | | | 1 | 100% | 1 |
| PELICAN STATE OUTPATIENT CENTER | | | 1 | 100% | 1 |
| FAWCETT MEMORIAL HOSPITAL NURSING | | | 1 | 100% | 1 |
| ENCOMPASS HEALTH REHAB HOSP NEW ENGLAND | | 1 | | | 1 |
| EAST FL CORE LAB | | | 1 | 100% | 1 |
| VISTA DEL SOL MED ASSOC | | 1 | | | 1 |
| WORKCARE, INC GLOBALFOUNDRIES | | | 1 | 100% | 1 |
| OPTIMAL MEDICINE INC | | 1 | | | 1 |

COVID-19: testing by laboratory

Data through May 7, 2021 verified as of May 8, 2021 at 09:25 AM

Data in this report are provisional and subject to change.

The numbers in the table below represent the number of Florida and non-Florida residents for whom test results were received by the Department of Health. A person can be tested by more than one laboratory and can have both positive and negative results. **Therefore, the sum of the numbers in each column will be larger than the total number of people tested.**

| Reporting lab | Inconclusive | Negative | Positive | Percent positive | Total |
|--|--------------|----------|----------|------------------|-------|
| TMH CANCER CENTER LABORATORY | | | 1 | 100% | 1 |
| VISITING PHYSICIAN SERVICES, LLC | | | 1 | 100% | 1 |
| LIFE CARE CENTER OF GWINNETT | | 1 | | | 1 |
| BRIGHAM YOUNG UNIV STUDENT HEALTH CTR | | | 1 | 100% | 1 |
| OPTI MED PHARMACY | | 1 | | | 1 |
| PALM SPRINGS GENERAL HOSPITAL | | | 1 | 100% | 1 |
| HONEY BROOK MED INVESTORS LTD/DBA | | 1 | | | 1 |
| AFTER HOURS CARE OF AMERICUS INCORPORA | | | 1 | 100% | 1 |
| SIERRA HEALTH CARE CENTER | | 1 | | | 1 |
| Wayne County Nursing Home | | 1 | | | 1 |
| PUBLIX PHARMACY # 1236 | | | 1 | 100% | 1 |
| ROCK RAPIDS HEALTH CENTRE | | 1 | | | 1 |
| HARMONY HEALTHCARE ORLANDO INC | | 1 | | | 1 |
| SOMA MEDICAL CENTER PA #2 | | | 1 | 100% | 1 |
| El Paso Health Care Center | | | 1 | 100% | 1 |
| CARY CLINIC | | | 1 | 100% | 1 |
| SMITH KLINE | | | 1 | 100% | 1 |
| STANKUS FAMILY CARE | | 1 | | | 1 |
| LIFELINK FOUNDATION INC D/B/A | | | 1 | 100% | 1 |
| SANDPIPER CLUSTER | | 1 | | | 1 |
| Waters of Covington | | 1 | | | 1 |
| PUTNAM CO HOSPITAL-D/B/A ASBURY TOWERS | | 1 | | | 1 |
| A.G. Rhodes | | 1 | | | 1 |
| LABWORKS LLC | | | 1 | 100% | 1 |
| GEORGETOWN URGENT CARE | | | 1 | 100% | 1 |
| CONCENTRA - LEESBURG | | 1 | | | 1 |
| BRADENTON CONVENTION CENTER | | | 1 | 100% | 1 |
| SOUTH TEXAS HEALTH SYSTEM ER - WARE ROAD | | | 1 | 100% | 1 |
| UPMC NORTHWEST HOSPITAL | | | 1 | 100% | 1 |
| AMALIA'S COMMUNITY CLINIC, CORP | | | 1 | 100% | 1 |
| SEABROOK EMS | | | 1 | 100% | 1 |
| CHAMBREL AT PINECASTLE | | | 1 | 100% | 1 |
| ADVOCATE GOOD SAMARITAN | | | 1 | 100% | 1 |
| MAIN STREET PHARMACY OF MARCELLUS, INC | | 1 | | | 1 |
| Kroger 523 - The Little Clinic Dickson | | | 1 | 100% | 1 |
| SAINT PETE MRI | | | 1 | 100% | 1 |
| AUGUSTA HEALTH SD | | | 1 | 100% | 1 |
| FASTMED - LAKEWAY | | | 1 | 100% | 1 |
| AMERITECH COLLEGE OF HEALTHCARE | | | 1 | 100% | 1 |
| TEMPLE TERRACE DIALYSIS | | | 1 | 100% | 1 |
| SALEM HOSPITAL REGIONAL LABORATORY | | 1 | | | 1 |
| NEW MILFORD HOSPITAL | | | 1 | 100% | 1 |
| KATHY L ANDERSON DO PA | | | 1 | 100% | 1 |
| PALOMAR MEDICAL CENTER | | | 1 | 100% | 1 |
| ORLANDO PHYSICIAN NETWORK | | 1 | | | 1 |
| FLORIDA HEALTH CARE MEDICAL GROUP | | 1 | | | 1 |

COVID-19: testing by laboratory

Data through May 7, 2021 verified as of May 8, 2021 at 09:25 AM

Data in this report are provisional and subject to change.

The numbers in the table below represent the number of Florida and non-Florida residents for whom test results were received by the Department of Health. A person can be tested by more than one laboratory and can have both positive and negative results. **Therefore, the sum of the numbers in each column will be larger than the total number of people tested.**

| Reporting lab | Inconclusive | Negative | Positive | Percent positive | Total |
|---|--------------|----------|----------|------------------|-------|
| DUKE UNIVERSITY MEDICAL CENTER | | | 1 | 100% | 1 |
| CATHEDRAL GERONTOLOGY CENTER DBA CATHEDRAL CARES | | | 1 | 100% | 1 |
| LCMC LAB SUBSECTION | | 1 | | | 1 |
| SIGNATURE HEALTHCARE OF BUCKHEAD | | 1 | | | 1 |
| VETERANS AFFAIRS MEDICAL CENTER - EAST ORANGE | | | 1 | 100% | 1 |
| KISSIMMEE HOME TRAINING | | 1 | | | 1 |
| PLANT CITY FIRE RESCUE | | 1 | | | 1 |
| SANFORD LABORATORY BISMARCK | | | 1 | 100% | 1 |
| Kroger 805 - The Little Clinic Lewis Center | | 1 | | | 1 |
| CLEVELAND CLINIC OHIO LABORATORIES | | | 1 | 100% | 1 |
| JOHNSON & JOHNSON VISION CARE-VISTAKON | | | 1 | 100% | 1 |
| CVS SC7012POCT BALLENTINE | | | 1 | 100% | 1 |
| CHRISTIANA HOSPITAL | | 1 | | | 1 |
| Lutheran Community at Telford | | 1 | | | 1 |
| CHILTON URGENT CARE | | | 1 | 100% | 1 |
| PARKVIEW OUTREACH COMMUNITY CENTER | | | 1 | 100% | 1 |
| HEALTH ALLIANCE | | | 1 | 100% | 1 |
| KID FIXERS | | 1 | | | 1 |
| VA Boston HCS-Brockton Division | | 1 | | | 1 |
| Arch Plaza Nursing and Rehabilitation Center | | | 1 | 100% | 1 |
| Walgreens #9620 | | 1 | | | 1 |
| DEPARTMENT OF HEALTH SERVICES | | | 1 | 100% | 1 |
| MED FIRST IMMEDIATE CARE AND FAMILY PRACTICE | | | 1 | 100% | 1 |
| HONU | 1 | | | | 1 |
| LINCOLN COUNTY MEDICAL CENTER | | 1 | | | 1 |
| CURA LABORATORY SERVICES | | | 1 | 100% | 1 |
| NORTHSIDE PEDIATRICS & ADOLESCENT MEDI | | 1 | | | 1 |
| Courtenay Springs Village | | | 1 | 100% | 1 |
| PRINCIPLE DIAGNOSTICS LLC | | | 1 | 100% | 1 |
| Moab Regional Hospital | | | 1 | 100% | 1 |
| Redstone Highlands | | | 1 | 100% | 1 |
| Brattleboro Crossings LLC dba Pine Heights at Brattleboro | | 1 | | | 1 |
| OAKVIEW INC | | 1 | | | 1 |
| MEDPOST URGENT CARE - CIBOLO | | | 1 | 100% | 1 |
| CANDLER HOSPITAL | | | 1 | 100% | 1 |
| Kroger 541 - The Little Clinic Long Hollow Pike | | 1 | | | 1 |
| JAMES A HENRY MD LLC | | | 1 | 100% | 1 |
| HARDIN HEALTH INC | | 1 | | | 1 |
| BRIDGEWATER PARK ASSISTED LIVING LLC | | | 1 | 100% | 1 |
| 5 STAR HOME HEALTH SERVICES INC | | 1 | | | 1 |
| PROVIDENCE ST PETER HOSPITAL | | 1 | | | 1 |
| BOND & STEELE CLINIC PA D/B/A | | 1 | | | 1 |
| WALGREEN#12147 | | 1 | | | 1 |
| Arlington Health and Rehabilitation | | 1 | | | 1 |
| SPRINGBROOK HOSPITAL | | | 1 | 100% | 1 |
| Hearthstone Nursing and Rehabilitation Center | | 1 | | | 1 |

COVID-19: testing by laboratory

Data through May 7, 2021 verified as of May 8, 2021 at 09:25 AM

Data in this report are provisional and subject to change.

The numbers in the table below represent the number of Florida and non-Florida residents for whom test results were received by the Department of Health. A person can be tested by more than one laboratory and can have both positive and negative results. **Therefore, the sum of the numbers in each column will be larger than the total number of people tested.**

| Reporting lab | Inconclusive | Negative | Positive | Percent positive | Total |
|---|--------------|----------|----------|------------------|-------|
| MEMORIAL PHYSICIANS LABORATORY | | | 1 | 100% | 1 |
| HEBER VALLEY MEDICAL CENTER | | | 1 | 100% | 1 |
| FORT LOUDOUN PRIMARY CARE | | 1 | | | 1 |
| MORGAN STANELY HEALTH CENTER | | 1 | | | 1 |
| IVY CREEK HEALTHCARE & WELLNESS CENTRE | | | 1 | 100% | 1 |
| SOUTHERN NEVADA HEALTH DISTRICT LABORATORY SYSTEM | | | 1 | 100% | 1 |
| LOUNDY | | 1 | | | 1 |
| MIAMI NORTH DIALYSIS | | | 1 | 100% | 1 |
| Manor Care Health Services- Wilmington | | | 1 | 100% | 1 |
| Jewish Senior Services | | 1 | | | 1 |
| LRGHEALTHCARE | | 1 | | | 1 |
| HEALTH CARE SERVICES LC | | | 1 | 100% | 1 |
| GENVIEW DIAGNOSIS INC | | | 1 | 100% | 1 |
| STOPWATCH URGENT CARE | | | 1 | 100% | 1 |
| Fairhope | | 1 | | | 1 |
| BAXTER REGIONAL MEDICAL CENTER | | | 1 | 100% | 1 |
| HAWAII DEPARTMENT OF HEALTH LAB | | | 1 | 100% | 1 |
| VALENCIA BRANCH LABORATORY | 1 | | | | 1 |
| Elderwood at Williamsville | | 1 | | | 1 |
| MICROBIOLOGY DEPARTMENT | | | 1 | 100% | 1 |
| CASS LAKE PHS INDIAN HOSPITAL | | 1 | | | 1 |
| INTERFAITH MEDICAL CENTER | | 1 | | | 1 |
| HOWELL BRANCH COURT | | | 1 | 100% | 1 |
| PARK AVENUE DERMATOLOGY NORTH | | | 1 | 100% | 1 |
| VELOCITY URGENT CARE - REDMILL | | | 1 | 100% | 1 |
| TRAVIS LEE THOMPSON MD | | | 1 | 100% | 1 |
| HOSPICE OF MARION COUNTY INC | | | 1 | 100% | 1 |
| WINTER HAVEN DIALYSIS | | 1 | | | 1 |
| OCALA REGIONAL DIALYSIS- NORTH | | | 1 | 100% | 1 |
| C V S / PHARMACY #833 | | 1 | | | 1 |
| ACCURATE HEALTH SERVICES CORP | | | 1 | 100% | 1 |
| CAROMONT HEALTH | | | 1 | 100% | 1 |
| Mission Arch Center | | 1 | | | 1 |
| IVAN, MAYA | | | 1 | 100% | 1 |
| GOOD SAMARITAN SOCIETY-FOREST CITY | | 1 | | | 1 |
| CHI MEMORIAL HOSPITAL CHATTANOOGA | | | 1 | 100% | 1 |
| THE CHRIST HOSPITAL | | | 1 | 100% | 1 |
| TENNOVA HEALTHCARE - CLEVELAND | | | 1 | 100% | 1 |
| CAREATC - WISCONSIN PIPE-FITTERS | | | 1 | 100% | 1 |
| Royal Palm Beach Health and Rehab Center | | | 1 | 100% | 1 |
| BASCOM PALMER-MICRO LAB | | | 1 | 100% | 1 |
| MEDTOWN PHARMACY | | | 1 | 100% | 1 |
| Metairie Healthcare Center | | | 1 | 100% | 1 |
| GREYSTONE HOME HEALTH OF GREATER ORLANDO LLC | | 1 | | | 1 |
| Port Orange Nursing And Rehab Center | | | 1 | 100% | 1 |
| SAINT AGNES MEDICAL CENTER | | | 1 | 100% | 1 |

COVID-19: testing by laboratory

Data through May 7, 2021 verified as of May 8, 2021 at 09:25 AM

Data in this report are provisional and subject to change.

The numbers in the table below represent the number of Florida and non-Florida residents for whom test results were received by the Department of Health. A person can be tested by more than one laboratory and can have both positive and negative results. **Therefore, the sum of the numbers in each column will be larger than the total number of people tested.**

| Reporting lab | Inconclusive | Negative | Positive | Percent positive | Total |
|---|--------------|----------|----------|------------------|-------|
| SCRIPTS PLUS INC DBA THE MEDICINE SHOP | | 1 | | | 1 |
| PCR DIAGNOSTICS | | | 1 | 100% | 1 |
| COMMUNITY MEDICAL CARE | | | 1 | 100% | 1 |
| SACRED HEART HOSPITAL | | | 1 | 100% | 1 |
| TWIN | | | 1 | 100% | 1 |
| SAINT LEO UNIVERSITY INCORPORATED | | | 1 | 100% | 1 |
| BROOKDALE AVONDALE (BU 04360) | | | 1 | 100% | 1 |
| RESOURCE PATH LLC | | | 1 | 100% | 1 |
| Fargo VA Healthcare System | | 1 | | | 1 |
| QUINCY DIALYSIS | | | 1 | 100% | 1 |
| NEW ERA HEALTH CENTER INC | | 1 | | | 1 |
| PALM BEACH COUNTY HEALTH DEPT. | | | 1 | 100% | 1 |
| Kroger 395 - The Little Clinic Blanchester | | 1 | | | 1 |
| WVU MEDICINE - WESTON | | | 1 | 100% | 1 |
| BAPTIST HEALTH FLOYD | | | 1 | 100% | 1 |
| ENT & ALLERGY ASSOCIATES, LLP - SLEEPY HOLLOW (ABBOTT) | | 1 | | | 1 |
| ADVENTHEALTH MEDICAL GROUP FAMILY | | | 1 | 100% | 1 |
| CLIFTON SPRINGS | | 1 | | | 1 |
| HOLLAND COMMUNITY HOSPITAL | | 1 | | | 1 |
| SUTTER GOULD MEDICAL FOUNDATION | | | 1 | 100% | 1 |
| ADVANCED BIOMEDICAL INC | | | 1 | 100% | 1 |
| MINNESOTA HERITAGE HOUSE | | 1 | | | 1 |
| HORIZON MEDICAL CENTER | | | 1 | 100% | 1 |
| GABRIELA GOLDSTEIN MD PA | | | 1 | 100% | 1 |
| EDEN HEALTH NOMAD LAB | | 1 | | | 1 |
| MONMOUTH MEDICAL CENTER | | 1 | | | 1 |
| Dupage Care Center | | | 1 | 100% | 1 |
| ELLIS HOSPITAL URGENT CARE CENTER LAB | | 1 | | | 1 |
| SANITAS RESEARCH LLC | | | 1 | 100% | 1 |
| UHS BINGHAMTON GENERAL | | | 1 | 100% | 1 |
| Vibrance of El Paso Rehabilitation Center | | | 1 | 100% | 1 |
| NASONCARE LLC | | | 1 | 100% | 1 |
| WAYCROSS INTERNAL MEDICINE | | | 1 | 100% | 1 |
| REFERENCE LABORATORY | | | 1 | 100% | 1 |
| LIMA MEMORIAL HOSPITAL | | | 1 | 100% | 1 |
| CAREWELL URGENT CARE FITCHBURG | | | 1 | 100% | 1 |
| HENRICO DOCTOR'S LABORATORY | | | 1 | 100% | 1 |
| PULMONARY, CRITICAL CARE AND SLEEP DISORDERS INSTITUTE OF SOUTH FLORIDA | | | 1 | 100% | 1 |
| FAYETTE MEDICAL CENTER LAB | | 1 | | | 1 |
| LAKE COMMUNITY ACTION AGENCY | | 1 | | | 1 |
| LEE HEALTH KIDS URGENT CARE | | 1 | | | 1 |
| AIRPORT MEDICAL SOLUTIONS ORLANDO | | | 1 | 100% | 1 |
| Memorial Health Care Center | | | 1 | 100% | 1 |
| Kroger 397 - The Little Clinic Frankfort East | | 1 | | | 1 |
| Bethel Lutheran Nursing & Rehabilitation Center | | 1 | | | 1 |
| NEXTCARE NOGALES | | | 1 | 100% | 1 |

COVID-19: testing by laboratory

Data through May 7, 2021 verified as of May 8, 2021 at 09:25 AM

Data in this report are provisional and subject to change.

The numbers in the table below represent the number of Florida and non-Florida residents for whom test results were received by the Department of Health. A person can be tested by more than one laboratory and can have both positive and negative results. **Therefore, the sum of the numbers in each column will be larger than the total number of people tested.**

| Reporting lab | Inconclusive | Negative | Positive | Percent positive | Total |
|---|--------------|----------|----------|------------------|-------|
| CONCENTRA - OCALA | | 1 | | | 1 |
| PARTNERS IN PRIMARY CARE | | 1 | | | 1 |
| DR. K PEDIATRICS | | | 1 | 100% | 1 |
| ORMOND BEACH DIALYSIS | | | 1 | 100% | 1 |
| HOMESTEAD MEDICAL CLINIC PA | | | 1 | 100% | 1 |
| WINCHESTER HOSPITAL | | | 1 | 100% | 1 |
| BETHESDA HEALTH PHYSICIANS GROUP | | 1 | | | 1 |
| PM PEDIATRICS PC | | | 1 | 100% | 1 |
| FOUR FREEDOMS DIALYSIS | | | 1 | 100% | 1 |
| Kroger 531 - The Little Clinic Waterville | | 1 | | | 1 |
| LAREDO CARE CLINIC NORTH | | 1 | | | 1 |
| NEMOUR'S CHILDREN'S CLINIC | | | 1 | 100% | 1 |
| MED TECH CLINICAL LABORATORY | | 1 | | | 1 |
| FLORIDA FAMILY LABORATORY | | 1 | | | 1 |
| SHARP CHULA VISTA MEDICAL CENTER | | | 1 | 100% | 1 |
| LANTANA HC LAB | | | 1 | 100% | 1 |
| CSI LABORATORIES FLORIDA | | | 1 | 100% | 1 |
| CENTRAL TX URGENT CARE | | | 1 | 100% | 1 |
| RM LAB LLC DBA EXPRESS LAB | | 1 | | | 1 |
| PEDIATRIC URGENT CARE CENTR OF FORT WORTH-LA GRAN | | | 1 | 100% | 1 |
| THE CLINIC ON SIXTH | | | 1 | 100% | 1 |
| BOCA RATON PHYSICIANS PA | | | 1 | 100% | 1 |
| JOHNSON MEDICAL SERVICES | | | 1 | 100% | 1 |
| WALGREENS #11572 | | 1 | | | 1 |
| LOURDES URGENT CARE | | | 1 | 100% | 1 |
| DECATUR MORGAN HOSPITAL - DECATUR GENE | | 1 | | | 1 |
| FAMILY MEDICAL CLINIC KENDALL LLC | | | 1 | 100% | 1 |
| PASTEUR MEDICAL HIALEAH GARDEN LLC | | | 1 | 100% | 1 |
| BALLAD HEALTH MEDICAL ASSOCIATES URGENT CARE | | | 1 | 100% | 1 |
| AMERICAN LAB LLC | | 1 | | | 1 |
| Kroger 006 - The Little Clinic Uintah Gardens | | 1 | | | 1 |
| OHIOHEALTH URGENT CARE | | | 1 | 100% | 1 |
| LADY LAKE FAMILY MEDICINE | | | 1 | 100% | 1 |
| BAY AREA HOSPITAL LAB & HST | | 1 | | | 1 |
| SPARTA HEALTH & REHAB | | 1 | | | 1 |
| NANCY M WORTHINGTON MD PA | | | 1 | 100% | 1 |
| MEDICAL ASSOCIATES OF THE SHOALS | | 1 | | | 1 |
| Birmingham Nursing & Rehab Center | | 1 | | | 1 |
| LOPEZ | | 1 | | | 1 |
| UF HEALTH - WILDLIGHT | | | 1 | 100% | 1 |
| Walgreens #12695 | | | 1 | 100% | 1 |
| HOLYCROSS URGENT CARE AND IMAGING CENTER | | 1 | | | 1 |
| INDIAN RIVER CLINICAL LABORATORY, INC. | | 1 | | | 1 |
| ASHLEY PEDICATRICS DAY AND NIGHT CLINIC | | | 1 | 100% | 1 |
| SMITH | | | 1 | 100% | 1 |
| NEXT LEVEL URGENT CARE (WOODLANDS) | | | 1 | 100% | 1 |

COVID-19: testing by laboratory

Data through May 7, 2021 verified as of May 8, 2021 at 09:25 AM

Data in this report are provisional and subject to change.

The numbers in the table below represent the number of Florida and non-Florida residents for whom test results were received by the Department of Health. A person can be tested by more than one laboratory and can have both positive and negative results. **Therefore, the sum of the numbers in each column will be larger than the total number of people tested.**

| Reporting lab | Inconclusive | Negative | Positive | Percent positive | Total |
|---|--------------|----------|----------|------------------|-------|
| BEACHSIDE DETOX | | 1 | | | 1 |
| Garden Villa Bedford | | 1 | | | 1 |
| Greenhaven Health and Rehabilitation | | 1 | | | 1 |
| TIMPANOGOS REGIONAL HOSPITAL | | | 1 | 100% | 1 |
| AUGUSTA HEALTH CLINICAL LABORATORY | | | 1 | 100% | 1 |
| COSTCO PHARMACY #1023 | | | 1 | 100% | 1 |
| CARING PROFESSIONAL HEALTH CARE LLC | | 1 | | | 1 |
| MARY WASHINGTON HOSPITAL HOME HEALTH AGENCY | 1 | | | | 1 |
| WEST COAST CLINICAL LABS INC | | | 1 | 100% | 1 |
| FLORIDA CLINICAL RESEARCH CENTER, LLC | | | 1 | 100% | 1 |
| Avera Sr. James Care Center | | 1 | | | 1 |
| STEPHENS COUNTY HOSPITAL | | | 1 | 100% | 1 |
| FLORIDA DEPARTMENT OF HEALTH IN BROWARD COUNTY | | 1 | | | 1 |
| BETHESDA ON TURKEY CREEK | | | 1 | 100% | 1 |
| FLORIDA MEDICAL CLINIC, PA | | 1 | | | 1 |
| HOUSTON DEPARTMENT OF HEALTH AND HUMAN SERVICES | | | 1 | 100% | 1 |
| CARESPOT - OCOEE | | | 1 | 100% | 1 |
| SUMMIT HEALTHCARE REGIONAL MEDICAL | | 1 | | | 1 |
| Tremont Health & Rehabilitation Center | | 1 | | | 1 |
| SENCARE MANAGEMENT | | 1 | | | 1 |
| NAVARRO MEDICAL CENTERS LLC | | | 1 | 100% | 1 |
| MINUTECLINIC DIAGNOSTIC OF VIRGINIA, LLC #10088 | | 1 | | | 1 |
| MARTIN ARMY COMMUNITY HOSPITAL | | | 1 | 100% | 1 |
| Mayfair Village Nursing Care Center | | 1 | | | 1 |
| MCCORMICK AMBULANCE | | 1 | | | 1 |
| STANLY REGIONAL MEDICAL CENTER | | | 1 | 100% | 1 |
| FLORIDA STATE UNIVERSITY HEALTH SERVICES | | | 1 | 100% | 1 |
| SHRIVERS PHARMACY AND WELLNESS CENTER | | | 1 | 100% | 1 |
| WATERMAN VILLAGE HOME CARE | | | 1 | 100% | 1 |
| MEDEXPRESS NORTHSIDE | | | 1 | 100% | 1 |
| APACHE HEALTH CENTER | | | 1 | 100% | 1 |
| HHCS PHARMACY INC | | | 1 | 100% | 1 |
| NCH HEALTHCARE CREEKSIDE ENDOSCOPY | | | 1 | 100% | 1 |
| Kroger 83 - The Little Clinic Rock Road | | 1 | | | 1 |
| CVS M04088POCT LEES SUMMIT | | 1 | | | 1 |
| OCALA RKC EAST HEMO #1 | | | 1 | 100% | 1 |
| NORTHCREST PHYSICIAN SERVICES INC | | 1 | | | 1 |
| STANDIFER PLACE | | 1 | | | 1 |
| PANCARE HEALTH - CARR ELEM & MIDDLE SCHOOL | | | 1 | 100% | 1 |
| Kroger 717 - The Little Clinic Dolphin Drive | | | 1 | 100% | 1 |
| CONCIERGE INTERNAL MEDICINE ASSOCIATES | | | 1 | 100% | 1 |
| SAPLING GROVE URGENT CARE | | 1 | | | 1 |
| SC-GA2018 MCCORMICK REHAB & HEALTHCARE | | 1 | | | 1 |
| FLAGLER COUNTY BOARD OF COUNTY COMMISSIONERS | | | 1 | 100% | 1 |
| BAYSHORE DIALYSIS | | | 1 | 100% | 1 |
| CACERES SPECIALIZED GYNECOLOGY | | 1 | | | 1 |

COVID-19: testing by laboratory

Data through May 7, 2021 verified as of May 8, 2021 at 09:25 AM

Data in this report are provisional and subject to change.

The numbers in the table below represent the number of Florida and non-Florida residents for whom test results were received by the Department of Health. A person can be tested by more than one laboratory and can have both positive and negative results. **Therefore, the sum of the numbers in each column will be larger than the total number of people tested.**

| Reporting lab | Inconclusive | Negative | Positive | Percent positive | Total |
|---|--------------|----------|----------|------------------|-------|
| MEDEXPRESS URGENT CARE - CABOT | | | 1 | 100% | 1 |
| ST VINCENTS OUTPATIENT IMAGING | | 1 | | | 1 |
| Sage Bluff Health & Rehabilitation Center | | 1 | | | 1 |
| Erwin Health Care Center | | 1 | | | 1 |
| VA OPTOMETRY CLINIC | | | 1 | 100% | 1 |
| UNC HOSPITALS | | | 1 | 100% | 1 |
| Valley View Health and Rehabilitation, LLC | | 1 | | | 1 |
| Kroger 682 - The Little Clinic Combs and Gantzel | | 1 | | | 1 |
| CHRISTUS GOOD SHEPHERD MEDICAL CENTER | | | 1 | 100% | 1 |
| Integrity Healthcare of Carbondale | | | 1 | 100% | 1 |
| MADISON AT OVIEDO | | | 1 | 100% | 1 |
| CENTENNIAL HILLS HOSPITAL MEDICAL CENTER LABORATORY | | | 1 | 100% | 1 |
| Kroger 444 - The Little Clinic Dent | | 1 | | | 1 |
| BRIAN C GRINER MD LLC | | | 1 | 100% | 1 |
| DOCTORS AFTER HOURS URGENT CARE CENTER | | | 1 | 100% | 1 |
| THE HEART HOSPITAL BAYLOR PLANO | | | 1 | 100% | 1 |
| PIEDMONT QUICKCARE | | 1 | | | 1 |
| SLIDELL MEMORIAL HOSPITAL | | | 1 | 100% | 1 |
| BLOOMINGDALE MEDICAL ASSOC | | | 1 | 100% | 1 |
| PINEVILLE PHARMACY | | | 1 | 100% | 1 |
| ICARE | | 1 | | | 1 |
| Kroger 968 - The Little Clinic Colerain Township | | 1 | | | 1 |
| BROOKSVILLE REGIONAL HOSP PATIENT CARE SERVICES | | | 1 | 100% | 1 |
| Pathways Nursing and Rehabilitation Center | | 1 | | | 1 |
| ODYSSEY HEALTH CARE OF MARION COUNTY LLC | | 1 | | | 1 |
| ADVENTHEALTH MEDICAL GROUP OBSTETRICS AND | | | 1 | 100% | 1 |
| UNLIMITED MEDICAL SERVICES OF FL PL DBA | | 1 | | | 1 |
| Encompass Health Rehab Hosp Harmarville | | 1 | | | 1 |
| AML DIAGNOSTICS- ADV TESTING IN METABOLIC MEDICINE | | | 1 | 100% | 1 |
| GARNET HEALTH URGENT CARE | | 1 | | | 1 |
| LITTLE COMPANY OF MARY HOSPITAL | | | 1 | 100% | 1 |
| RAAZI CLINICAL LABORATORY LLC | | | 1 | 100% | 1 |
| Florence Nursing and Rehabilitation Center | | 1 | | | 1 |
| BRIGHT HEALTH CLINIC CORP | | | 1 | 100% | 1 |
| SKIN AND CANCER ASSOCIATES LLP | | 1 | | | 1 |
| BRADEN CLINIC | | 1 | | | 1 |
| ORCHARD PARK HEALTH CARE AND REHABILITATION CENTER | | 1 | | | 1 |
| FAMILY & INTERNAL MEDICINE CENTER | | 1 | | | 1 |
| LAKE VISTA DIALYSIS | | | 1 | 100% | 1 |
| Kroger 433 - The Little Clinic Atoka | | 1 | | | 1 |
| Canandaigua VAMC | | 1 | | | 1 |
| LINK PHARMACY LLC | | 1 | | | 1 |
| GOLDING-GRANADO MEDICAL ASSOCIATES | | 1 | | | 1 |
| PHYSICIANS IMMEDIATE CARE | | | 1 | 100% | 1 |
| LABORATORIO MEDICO CENTRAL CONDOMINO MD | | | 1 | 100% | 1 |
| BORINQUEN HEALTH CENTER | | | 1 | 100% | 1 |

COVID-19: testing by laboratory

Data through May 7, 2021 verified as of May 8, 2021 at 09:25 AM

Data in this report are provisional and subject to change.

The numbers in the table below represent the number of Florida and non-Florida residents for whom test results were received by the Department of Health. A person can be tested by more than one laboratory and can have both positive and negative results. **Therefore, the sum of the numbers in each column will be larger than the total number of people tested.**

| Reporting lab | Inconclusive | Negative | Positive | Percent positive | Total |
|---|--------------|----------|----------|------------------|-------|
| RIDGE OPTUM FLORIDA | | | 1 | 100% | 1 |
| Encompass Health Rehab Hosp Salisbury | | 1 | | | 1 |
| LAS PALOMAS SENIOR LIVING | | 1 | | | 1 |
| DESERT ROSE FL LLC | | 1 | | | 1 |
| LAURELS OF ATHENS, THE | | 1 | | | 1 |
| FHPG INTERNAL MEDICINE OF BRANDON | | | 1 | 100% | 1 |
| OAKWOOD HOSPITAL - SOUTHSHORE | | | 1 | 100% | 1 |
| LOVELACE WOMEN'S HOSPITAL | | 1 | | | 1 |
| LADY OF THE SEA HOSPITAL LAB | | | 1 | 100% | 1 |
| HEALTH PLUS SUNRISE MEDICAL OFFICE | | | 1 | 100% | 1 |
| MEDEX CLINIC LLC | | | 1 | 100% | 1 |
| TRIHEALTH | | | 1 | 100% | 1 |
| EILEEN TURBESSI MD PA | | 1 | | | 1 |
| CONVENIENT URGENT CARE | | | 1 | 100% | 1 |
| WALGREENS #12624 | | 1 | | | 1 |
| The Jordan Center | | 1 | | | 1 |
| Greenfield Health & Rehab Center | | 1 | | | 1 |
| ST. LUKE'S HOSPITAL | | | 1 | 100% | 1 |
| MANCHESTER COMMONS | | 1 | | | 1 |
| SANTA MONICA FERTILITY | | | 1 | 100% | 1 |
| WY RETIREMENT CENTER | | 1 | | | 1 |
| Lantern Park Specialty Care | | 1 | | | 1 |
| ST JOHNS PEDIATRICS PA | | 1 | | | 1 |
| HEALTH FIRST HOME CARE | | 1 | | | 1 |
| NEW HANOVER REGIONAL MEDICAL CENTER | | | 1 | 100% | 1 |
| Advanced Health Care of St. George | | 1 | | | 1 |
| BAPTIST ASI | | | 1 | 100% | 1 |
| ADVENTHEALTH DURAND | | | 1 | 100% | 1 |
| Kingston of Ashland | | 1 | | | 1 |
| FLORHAM PARK ENDOSCOPY CENTER | | 1 | | | 1 |
| SOUTH SEMINOLE HOSPITAL POCT | | | 1 | 100% | 1 |
| Ideal Senior Living Center | | 1 | | | 1 |
| NEW ERA COMMUNITY HEALTH CENTER LLC | | 1 | | | 1 |
| CELEBRATION HOSPITAL | | | 1 | 100% | 1 |
| CDR MAGUIRE - STUART MISSION | | | 1 | 100% | 1 |
| CONSOLIDATED | | | 1 | 100% | 1 |
| Troy Center for Rehabilitation & Nursing | | 1 | | | 1 |
| ODESSA MEMORIAL HOSPITAL | | | 1 | 100% | 1 |
| Brookdale Richmond Place | | 1 | | | 1 |
| SYNERGENE LABORATORY | | | 1 | 100% | 1 |
| LRHS Pablo Urgent Care | | 1 | | | 1 |
| Indian Oaks Living Center | | 1 | | | 1 |
| SONNI'S PEDIATRICS | | | 1 | 100% | 1 |
| Central Park Healthcare & Rehabilitation Center | | 1 | | | 1 |
| COLLINS NURSING HOME | | 1 | | | 1 |
| CRUSADER COMMUNITY HEALTH | | | 1 | 100% | 1 |

COVID-19: testing by laboratory

Data through May 7, 2021 verified as of May 8, 2021 at 09:25 AM

Data in this report are provisional and subject to change.

The numbers in the table below represent the number of Florida and non-Florida residents for whom test results were received by the Department of Health. A person can be tested by more than one laboratory and can have both positive and negative results. **Therefore, the sum of the numbers in each column will be larger than the total number of people tested.**

| Reporting lab | Inconclusive | Negative | Positive | Percent positive | Total |
|--|--------------|----------|----------|------------------|-------|
| FIRSTCARE MEDICAL CENTER | | | 1 | 100% | 1 |
| URGENT 202 COX CREEK PKWY | | 1 | | | 1 |
| BHS PHYSICIAN NETWORK | | | 1 | 100% | 1 |
| MOREHOUSE COLLEGE STUDENT HEALTH CENTE | | 1 | | | 1 |
| ALPHA 1 ANTITRYPSIN RESEARCH PROGRAM | | | 1 | 100% | 1 |
| SCRIPPS MERCY HOSPITAL | | | 1 | 100% | 1 |
| BROWARD MEDICAL LAB | | | 1 | 100% | 1 |
| HABANA HEALTH CARE CENTER | | | 1 | 100% | 1 |
| SEGAL INSTITUTE FOR CLINICAL RESEARCH INC | | | 1 | 100% | 1 |
| Signature Healthcare of Fort Wayne | | 1 | | | 1 |
| BRIDGEWATER AT WATERMAN VILLAGE | | | 1 | 100% | 1 |
| Kroger 923 - The Little Clinic Centerville | | 1 | | | 1 |
| DOCS OUTSIDE THE BOX INC | | | 1 | 100% | 1 |
| SARHA DOCTORS CENTER | | | 1 | 100% | 1 |
| MID FLORIDA BIOLOGICALS | | | 1 | 100% | 1 |
| EAGLE COUNTY HEALTH AND HUMAN SERVICES | | | 1 | 100% | 1 |
| EXPRESS CARE OF OCALA | | | 1 | 100% | 1 |
| BOCA RATON REGIONAL HOSPITAL | | 1 | | | 1 |
| CareATC - Columbia College #58 | | 1 | | | 1 |
| NORTHEAST TEXAS DIALYSIS | | 1 | | | 1 |
| CLEVELAND CLINIC FLORIDA LAB | | | 1 | 100% | 1 |
| ALLIED PEDIATRICS & FAMILY MEDICINE | | | 1 | 100% | 1 |
| TMH PHYSICIAN PARTNERS | | | 1 | 100% | 1 |
| ADVANTA LABS, LLC | | 1 | | | 1 |
| VELOCITY URGENT CARE - LITTLE CREEK | | | 1 | 100% | 1 |
| Kroger 838 - The Little Clinic Fairborn | | 1 | | | 1 |
| SCHUYLER HOSPITAL | | 1 | | | 1 |
| AMERICAN DRUG TESTING LAB LLC | | | 1 | 100% | 1 |
| Lexington Medical Center Extended Care | | 1 | | | 1 |
| DONALSONVILLE HOSPITAL | | | 1 | 100% | 1 |
| Broomall Manor | | 1 | | | 1 |
| WALGREENS #15291 | | 1 | | | 1 |
| BRONSON METHODIST HOSPITAL | | | 1 | 100% | 1 |
| PHYSICIANS URGENT CARE | | | 1 | 100% | 1 |
| Glen Oaks Health and REhabilitation | | 1 | | | 1 |
| Brakeley Park Center | | 1 | | | 1 |
| CAPE CORAL HOSPITAL NURSING | | | 1 | 100% | 1 |
| SPECIALTY DRUG TESTING | | | 1 | 100% | 1 |
| GUILFORD IMMEDIATE CARE, SYAH, LLC | | 1 | | | 1 |
| CVS IL5822POCT MOKENA | | 1 | | | 1 |
| SILVERMAN | | | 1 | 100% | 1 |
| DOCTOR TODAY URGENT CARE | | | 1 | 100% | 1 |
| PLANTATION DIALYSIS | | | 1 | 100% | 1 |
| BLUFFTON HEALTH CENTER | | | 1 | 100% | 1 |
| Davie Nursing & Rehabilitation Center | | 1 | | | 1 |
| TARRYTOWN PHARMACY | | | 1 | 100% | 1 |

COVID-19: testing by laboratory

Data through May 7, 2021 verified as of May 8, 2021 at 09:25 AM

Data in this report are provisional and subject to change.

The numbers in the table below represent the number of Florida and non-Florida residents for whom test results were received by the Department of Health. A person can be tested by more than one laboratory and can have both positive and negative results. **Therefore, the sum of the numbers in each column will be larger than the total number of people tested.**

| Reporting lab | Inconclusive | Negative | Positive | Percent positive | Total |
|---|--------------|----------|----------|------------------|-------|
| WALK IN FAMILY MEDICINE CENTER | | | 1 | 100% | 1 |
| BMC MAYPORT | | | 1 | 100% | 1 |
| SUMMIT LABORATORY | | | 1 | 100% | 1 |
| DYNACARE NORTHWEST INC | | | 1 | 100% | 1 |
| LEGACY AT HIGHWOODS PRESERVE | | 1 | | | 1 |
| WELLSTAR STUDENT SERVICES-MARIETTA CLI | | 1 | | | 1 |
| RELIANCE HOME HEALTH CARE INC | | 1 | | | 1 |
| PHYSICIAN ASSOCIATES, LLC | | | 1 | 100% | 1 |
| FLORIDA ORTHOPAEDIC INSTITUTE SURGERY | | 1 | | | 1 |
| WAYNE COUNTY PUBLIC HEALTH | | 1 | | | 1 |
| INTERIM HHA OF ST AUGUSTINE INC | | 1 | | | 1 |
| GATEWAY LABORATORIES | | 1 | | | 1 |
| ST JOHN'S MEDICAL CENTER, TETON VILLAGE | | | 1 | 100% | 1 |
| Kroger 524 - The Little Clinic Iron Bridge Road | | 1 | | | 1 |
| QUALITY CLINICAL LAB LLC | | | 1 | 100% | 1 |
| CVS MA1121POCT WESTFORD | | 1 | | | 1 |
| OPCO LLC LEGACY NURSING AND REHABILITA | | 1 | | | 1 |
| Kroger 379 - The Little Clinic Stony Brook | | 1 | | | 1 |
| Vista Park | | | 1 | 100% | 1 |
| TRUCARE LIVING CENTERS - SELMA | | | 1 | 100% | 1 |
| WYOMING OPCO, LLC DBA MEDILODGE OF WYO | | 1 | | | 1 |
| NOORANI MEDICAL CENTER LLC | | | 1 | 100% | 1 |
| PowerBack Piscataway Center | | 1 | | | 1 |
| MEDOR/ACC SYNCHRONY | | | 1 | 100% | 1 |
| WALGREENS #06025 | | 1 | | | 1 |
| ACCESS HEALTH CARE PHYSICIANS, LLC | | 1 | | | 1 |
| EVERGREEN NURSING HOME | | 1 | | | 1 |
| Florence Home | | 1 | | | 1 |
| FRANKLIN CBOC | | | 1 | 100% | 1 |
| Mercy Manor Transition Center | | | 1 | 100% | 1 |
| CAH ACQUISITION COMPANY 11 LLC | | | 1 | 100% | 1 |
| VA Tennessee Valley HCS-Nashville Campus | | | 1 | 100% | 1 |
| HERNANDO COUNTY HEALTH DEPT | | | 1 | 100% | 1 |
| FLORIDA HOSPITAL ORMOND BEACH | | | 1 | 100% | 1 |
| EMERGENCY CARE SERVICES LAB AT JFK MEDICAL CENTER | | | 1 | 100% | 1 |
| ALLIANCE LABORATORY SERVICES | | | 1 | 100% | 1 |
| Rio Grande City Nursing and Rehab Center | | | 1 | 100% | 1 |
| DISCOVERY AT HOME, LLC | | | 1 | 100% | 1 |
| PUTNAM COUNTY PUBLIC HEALTH UNIT WIC | | 1 | | | 1 |
| Saint Joseph Living Center | | 1 | | | 1 |
| EXCEL URGENT CARE OF NJ | | | 1 | 100% | 1 |
| VERIFY LABS | | | 1 | 100% | 1 |
| Kroger 353 - The Little Clinic Harpers Point | | 1 | | | 1 |
| ACCESS TOTAL CARE - PORTLAND | | | 1 | 100% | 1 |
| CVS IL7142POCT LOCKPORT | | 1 | | | 1 |
| TAYLOR COUNTY HEALTH DEPARTMENT | | | 1 | 100% | 1 |

COVID-19: testing by laboratory

Data through May 7, 2021 verified as of May 8, 2021 at 09:25 AM

Data in this report are provisional and subject to change.

The numbers in the table below represent the number of Florida and non-Florida residents for whom test results were received by the Department of Health. A person can be tested by more than one laboratory and can have both positive and negative results. **Therefore, the sum of the numbers in each column will be larger than the total number of people tested.**

| Reporting lab | Inconclusive | Negative | Positive | Percent positive | Total |
|---|--------------|----------|----------|------------------|-------|
| COURTLAND TERRACE | | 1 | | | 1 |
| THE EMORY CLINIC | | | 1 | 100% | 1 |
| Walgreens #12153 | | 1 | | | 1 |
| WALGREENS MARATHON | | | 1 | 100% | 1 |
| FRESENIUS KIDNEY CARE OF CLERMONT WEST | | | 1 | 100% | 1 |
| Medford Multicare | | 1 | | | 1 |
| ENCOMPASS HEALTH REHAB HOSP TOMS RIVER | | 1 | | | 1 |
| Schenectady Center for Rehabilitation & Nursing | | 1 | | | 1 |
| FLORIDA DEPARTMENT OF HEALTH PALM BEACH COUNTY | | | 1 | 100% | 1 |
| COMMUNITY HOSPITALS INDIANAPOLIS | | | 1 | 100% | 1 |
| BAYSTATE REFERENCE LABORATORY | | | 1 | 100% | 1 |
| SUNRISE HOSPITAL & MEDICAL CENTER-POC TESTING LAB | | | 1 | 100% | 1 |
| RYE BEACH PHARMACY INC | | 1 | | | 1 |
| Kroger - KRO62000426 | | | 1 | 100% | 1 |
| PATHLAB SERVICES | | | 1 | 100% | 1 |
| CHILDREN'S CLINIC | | | 1 | 100% | 1 |
| REGENTS PARK OF JACKSONVILLE | | | 1 | 100% | 1 |
| WALKIN MEDICAL URGENT CARE,NEW CITY | | | 1 | 100% | 1 |
| PERRY COUNTY NURSING HOME | | 1 | | | 1 |
| SC-GA2018 SIMPSONVILLE REHABILITATION | | 1 | | | 1 |
| DIXIE COUNTY JAIL | | | 1 | 100% | 1 |
| SANTA BARABARA ALF LLC (THE WINDSOR) | | | 1 | 100% | 1 |
| BENEWAH COMMUNITY HOSPITAL | | 1 | | | 1 |
| OMAHA VA MEDICAL CENTER | | | 1 | 100% | 1 |
| TEXAS HEALTH ARLINGTON MEMORIAL HOSPITAL | | | 1 | 100% | 1 |
| TEXAS HEALTH ARLINGTON MEMORIAL | | 1 | | | 1 |
| FLORIDA HOSPITAL LAB | | | 1 | 100% | 1 |
| ACUTE AND COMMUNICABLE DISEASE PREVENTION | | | 1 | 100% | 1 |
| PUBLIX PHARMACY #1114 | | | 1 | 100% | 1 |
| Dulles Health and Rehab Center | | 1 | | | 1 |
| CVS KS8601POCT OVERLAND PARK | | | 1 | 100% | 1 |
| Walgreens #3049 | | 1 | | | 1 |
| Crowne Health Care of Eufaula | | 1 | | | 1 |
| LSU MEDICAL CENTER | | | 1 | 100% | 1 |
| CURELOGICS WOUND CARE & HYPERBARIC CENTER | | 1 | | | 1 |
| OMC PRIMARY CARE - HOSPITAL CAMPUS | | | 1 | 100% | 1 |
| ROSEN MEDICAL CENTER AT ROSEN COLLEGE CAMPUS | | | 1 | 100% | 1 |
| MOUNT SINAI MEDICAL CENTER AVENTURA ER | | | 1 | 100% | 1 |
| GOOD SHEPHERD HEALTH SYSTEM | | | 1 | 100% | 1 |
| THE READING HOSPITAL AND MEDICAL CENTER | | | 1 | 100% | 1 |
| ADVENTHEALTH PHYSICIAN GROUP - APPLEWOOD | | | 1 | 100% | 1 |
| SUMMIT DETOX INC | | | 1 | 100% | 1 |
| CLAYTON NURSING AND REHABILITATION | | 1 | | | 1 |
| Kroger 359 - The Little Clinic Bellevue | | 1 | | | 1 |
| Piedmont Crossing | | 1 | | | 1 |
| LANCASHIRE HALL NURSING AND REHABILITATION CENTER | | 1 | | | 1 |

COVID-19: testing by laboratory

Data through May 7, 2021 verified as of May 8, 2021 at 09:25 AM

Data in this report are provisional and subject to change.

The numbers in the table below represent the number of Florida and non-Florida residents for whom test results were received by the Department of Health. A person can be tested by more than one laboratory and can have both positive and negative results. **Therefore, the sum of the numbers in each column will be larger than the total number of people tested.**

| Reporting lab | Inconclusive | Negative | Positive | Percent positive | Total |
|---|--------------|----------|----------|------------------|-------|
| Signature Healthcare of Georgetown | | 1 | | | 1 |
| PARK AVENUE PEDIATRICS PC | | 1 | | | 1 |
| PEDIATRIC ASSOCIATES OF ORLANDO | | | 1 | 100% | 1 |
| CORRY MEMORIAL HOSPITAL | | | 1 | 100% | 1 |
| PEDRO MENENDEZ HEALTH CENTER AT ST JOHNS | | | 1 | 100% | 1 |
| BOLLES SCHOOL, THE | | | 1 | 100% | 1 |
| CVS MA7140POCT WESTPORT | | 1 | | | 1 |
| Chestnut Ridge Nursing & Rehab | | 1 | | | 1 |
| CITRONELLE HEALTH AND REHABILITATION CENTER | | 1 | | | 1 |
| CAMAI COMMUNITY HEALTH CENTER, INC | | | 1 | 100% | 1 |
| MADISON REHABILITATION HOSPITAL | | 1 | | | 1 |
| FALKVILLE HEALTHCARE | | 1 | | | 1 |
| GOOD SHEPHERD HOSPICE INC | | | 1 | 100% | 1 |
| RED BUG LAKE ROAD OVIEDO COVID | | | 1 | 100% | 1 |
| CARLTON SHORES HEALTH AND REHABILITATION CENTER | | | 1 | 100% | 1 |
| HACKENSACK UNIVERSITY MEDICAL CENTER | | 1 | | | 1 |
| LYSTER MAIN LAB, FT RUCKER | | 1 | | | 1 |
| MEDICAL COLLEGE OF GEORGIA MEDICAL CENTER | | | 1 | 100% | 1 |
| Hawthorne House | | 1 | | | 1 |
| FAMILY PHYSICIANS OF WINTER PARK, INC | | | 1 | 100% | 1 |
| DE TAR HOSPITAL | | | 1 | 100% | 1 |
| NULL | | | 1 | 100% | 1 |
| Grand Junction VAMC | | 1 | | | 1 |
| UMMC MIDTOWN CAMPUS | | | 1 | 100% | 1 |
| BETHESDA DIALYSIS | | | 1 | 100% | 1 |
| KINGWOOD EMERGENCY HOSPITAL | | | 1 | 100% | 1 |
| Southwest Louisiana Veterans Home | | | 1 | 100% | 1 |
| Allen Health and Rehabilitation | | 1 | | | 1 |
| Greencroft Goshen | | 1 | | | 1 |
| St. Mary's Care Center | | 1 | | | 1 |
| ARNOLD PALMER HOSPITAL LAB POCT | | 1 | | | 1 |
| BELLMORE PEDIATRICS | | 1 | | | 1 |
| BAPTIST HOSPITAL FAMILY MEDICINE TIGER POINT | | | 1 | 100% | 1 |
| CVS CA5958POCT EASTVALE | | 1 | | | 1 |
| BEAUMONT HOSPITAL, GROSSE POINTE | | | 1 | 100% | 1 |
| ADVANCED URGENT CARE PLLC | | 1 | | | 1 |
| ASCARATE DIALYSIS | | | 1 | 100% | 1 |
| Kroger 97 - The Little Clinic Hutchinson | | 1 | | | 1 |
| HEALTH DIV OAK RIDGE NATL LABORATORY | | 1 | | | 1 |
| Redwood Springs Healthcare | | | 1 | 100% | 1 |
| SEPULVEDA OUTPATIENT AND NURSING HOME CARE | | | 1 | 100% | 1 |
| STERLING HOUSE OF PORT ORANGE | | 1 | | | 1 |
| CARENOW MURFREESBORO MEDICAL CENTER PK | | 1 | | | 1 |
| ER NEAR ME HULEN | | 1 | | | 1 |
| Carrollton Manor Inc | | 1 | | | 1 |
| SHANDSCAIR FLIGHT PROGRAM | | | 1 | 100% | 1 |

COVID-19: testing by laboratory

Data through May 7, 2021 verified as of May 8, 2021 at 09:25 AM

Data in this report are provisional and subject to change.

The numbers in the table below represent the number of Florida and non-Florida residents for whom test results were received by the Department of Health. A person can be tested by more than one laboratory and can have both positive and negative results. **Therefore, the sum of the numbers in each column will be larger than the total number of people tested.**

| Reporting lab | Inconclusive | Negative | Positive | Percent positive | Total |
|---|--------------|----------|----------|------------------|-------|
| SUNRISE CLINIC SANTA ROSA | | 1 | | | 1 |
| WEST CARVER MEDICAL ASSOCIATES | | 1 | | | 1 |
| CLUB HEALTH AND REHABILITATION CENTER, THE | | 1 | | | 1 |
| PM PEDIATRICS OF BAYSIDE PLLC - STATEN | | 1 | | | 1 |
| COMMUNITY URGENT CARE PC | | | 1 | 100% | 1 |
| LAKE LURE HEALTH CENTER | | | 1 | 100% | 1 |
| SOLDIERS' HOME OF HOLYOKE | | 1 | | | 1 |
| ALBANNA PEDIATRICS CENTER | | | 1 | 100% | 1 |
| WEST VIRGINIA UNIVERSITY HOSPITALS, INC | | | 1 | 100% | 1 |
| FAMILY PRACTICE ASSOCIATES | | 1 | | | 1 |
| KIDS CARE PEDIATRICS | | | 1 | 100% | 1 |
| Isle Health and Rehabilitation Center | | | 1 | 100% | 1 |
| WEST VIRGINIA UNIVERSITY HOSPITALS | | | 1 | 100% | 1 |
| BALLAD HEALTH MEDICAL ASSOCIATES URGENT CARE - JOHNSON CITY | | | 1 | 100% | 1 |
| Abernethy Laurels | | 1 | | | 1 |
| Medilodge of East Lansing | | 1 | | | 1 |
| REVIVE | | | 1 | 100% | 1 |
| HIBISCUS COURT | | | 1 | 100% | 1 |
| MEMORIAL HERMANN KATY HOSPITAL | | | 1 | 100% | 1 |
| 777 URGENT CARE | | | 1 | 100% | 1 |
| BROCK HUGHES MEDICAL CENTER | | | 1 | 100% | 1 |
| BLOOD SYSTEMS LABORATORIES | | | 1 | 100% | 1 |
| CHP COVID-19 (TX) | | | 1 | 100% | 1 |
| CARENOW URGENT CARE-MURFREESBORO | | | 1 | 100% | 1 |
| RCP OF MEMORIAL WEST | | | 1 | 100% | 1 |
| MANHATTAN EYE EAR AND THROAT HOSPITAL | | 1 | | | 1 |
| ANDERSON MEDICAL | | 1 | | | 1 |
| CONCIERGE IV NUTRITION | | | 1 | 100% | 1 |
| Heartland Health Care Center Jacksonville | | | 1 | 100% | 1 |
| WILSON FAMILY MEDICINE LLC | | 1 | | | 1 |
| FRESENIUS SOUTH FORT MYERS | | 1 | | | 1 |
| ALAFAYA WOODS FAMILY MEDICAL CENTER | | 1 | | | 1 |
| ST LUKES SURGICAL AT THE VILLAGES INC | | | 1 | 100% | 1 |
| MEDSTOP PHARMACY | | | 1 | 100% | 1 |
| MEDICAL CITY DENTON | | | 1 | 100% | 1 |
| TRAFALGAR DIALYSIS | | | 1 | 100% | 1 |
| CENTRAL FLORIDA HEALTH CARE, INC | | | 1 | 100% | 1 |
| NORTH FLORIDA FAMILY MEDICINE | | | 1 | 100% | 1 |
| SUNSHINE PEDIATRICS OF LUTZ | | | 1 | 100% | 1 |
| ENCOMPASS HEALTH REHABILITATION HOSPITAL OF UTAH | | 1 | | | 1 |
| TOMAH VAMC | | | 1 | 100% | 1 |
| ORMOND MEDICAL ARTS FAMILY PRACTICE PL | | | 1 | 100% | 1 |
| Cloverdale Rehabilitation and Nursing Center | | 1 | | | 1 |
| EVEZIA DIAGNOSTICS | | | 1 | 100% | 1 |
| USCG BASE MIAMI BEACH MEDICAL LAB | | 1 | | | 1 |
| HAWKEYE CARE CENTER DUBUQUE | | 1 | | | 1 |

COVID-19: testing by laboratory

Data through May 7, 2021 verified as of May 8, 2021 at 09:25 AM

Data in this report are provisional and subject to change.

The numbers in the table below represent the number of Florida and non-Florida residents for whom test results were received by the Department of Health. A person can be tested by more than one laboratory and can have both positive and negative results. **Therefore, the sum of the numbers in each column will be larger than the total number of people tested.**

| Reporting lab | Inconclusive | Negative | Positive | Percent positive | Total |
|--|--------------|----------|----------|------------------|-------|
| ALWAYS BEST CARE HOME HEALTH AGENCY | | | 1 | 100% | 1 |
| LEELANAU OPCO, LLC | | 1 | | | 1 |
| DR AZIZ CLINIC | | | 1 | 100% | 1 |
| PHOEBE HOME INC | | 1 | | | 1 |
| STATE OF CALIFORNIA DOH SERVICES | | | 1 | 100% | 1 |
| THE LITTLE CLINIC LLC | | | 1 | 100% | 1 |
| Coos County Nursing Home | | 1 | | | 1 |
| Heritage Inn Health and Rehabilitation | | 1 | | | 1 |
| PEDRO L ORTEGA MD PA | | | 1 | 100% | 1 |
| PATIENT FIRST - WOODBURY | | 1 | | | 1 |
| SOUTHERN HILLS MEDICAL CENTER | | | 1 | 100% | 1 |
| SHADY GROVE ADVENTIST HOSPITAL | | | 1 | 100% | 1 |
| GENESIS MEDICAL CENTER OF CORAL SPRINGS INC | | | 1 | 100% | 1 |
| PATIENT FIRST - CHERRY HILL | | 1 | | | 1 |
| CENTRAL JERSEY URGENT CARE OF GREEN BR | | 1 | | | 1 |
| GARDEN VIEW CARE CENTER | | 1 | | | 1 |
| HAMILTON CI MAIN UNIT ANNEX/ WORK CAMP | | | 1 | 100% | 1 |
| EXPRESS WALK IN MEDICAL CENTER | | | 1 | 100% | 1 |
| REDSTONE REHABILITATION & NURSING CENT | | 1 | | | 1 |
| CARENOW LAKE WORTH | | | 1 | 100% | 1 |
| ELMCROFT OF TIMBERLIN PARC | | | 1 | 100% | 1 |
| UUHC - REDSTONE HEALTH CENTER LABORATORY | | | 1 | 100% | 1 |
| WINDMOOR HEALTHCARE | | | 1 | 100% | 1 |
| CATERPILLAR INC - MIAMI DISTRIBUTION CENTER | | | 1 | 100% | 1 |
| SOUTHEAST MISSOURI HOSPITAL | | 1 | | | 1 |
| ST LUKE'S CORNWALL HOSPITAL N | | | 1 | 100% | 1 |
| ST PETERSBURG GENERAL HOSPITAL LABORATORY | | | 1 | 100% | 1 |
| The Evangelical Lutheran Good Samaritan Society Prescott Village | | 1 | | | 1 |
| SOUTHWESTERN STATE HOSPITAL LABORATORY | | | 1 | 100% | 1 |
| AFC URGENT CARE BEVERLY | | | 1 | 100% | 1 |
| Medicalodges Neosho | | | 1 | 100% | 1 |
| HEALTH CLINIC,THE | | 1 | | | 1 |
| DORNOCH PLACE DEL PRADO | | 1 | | | 1 |
| Kroger 970 - The Little Clinic Westfield | | | 1 | 100% | 1 |
| ARCADIA OUTREACH LAB | | | 1 | 100% | 1 |
| WOODSTOCK HEALTH DEPARTMENT | | | 1 | 100% | 1 |
| BSA PHYSICIANS GROUP, INC D/B/A BSA FAMILY MEDICAL | | | 1 | 100% | 1 |
| FLORIDA KEYS PED AND ADOLES CTR | | | 1 | 100% | 1 |
| HILLVIEW TERRACE | | | 1 | 100% | 1 |
| PALACE CARE AND REHAB | | 1 | | | 1 |
| BOTTINEAU GOOD SAMARITAN CENTER | | 1 | | | 1 |
| CTMD MEDICAL CENTER, PA | | | 1 | 100% | 1 |
| Kingston Care Center of Fort Wayne | | 1 | | | 1 |
| ST. PETERSBURG PEDIATRICS-SEMINOLE | | | 1 | 100% | 1 |
| FIRST MEDICAL RESPONSE OF TEXAS, INC | | | 1 | 100% | 1 |
| COMMUNITY | | | 1 | 100% | 1 |

COVID-19: testing by laboratory

Data through May 7, 2021 verified as of May 8, 2021 at 09:25 AM

Data in this report are provisional and subject to change.

The numbers in the table below represent the number of Florida and non-Florida residents for whom test results were received by the Department of Health. A person can be tested by more than one laboratory and can have both positive and negative results. **Therefore, the sum of the numbers in each column will be larger than the total number of people tested.**

| Reporting lab | Inconclusive | Negative | Positive | Percent positive | Total |
|---|----------------|-------------------|------------------|------------------|-------------------|
| C V S / PHARMACY #4396 | | 1 | | | 1 |
| SALTZER URGENT CARE | | | 1 | 100% | 1 |
| CVS M08564POCT INDEPENDENCE | | 1 | | | 1 |
| BEAUMONT HOSPITAL | | | 1 | 100% | 1 |
| ANDERSON FAMILY MEDICINE | | | 1 | 100% | 1 |
| COVENANT HOSPITAL HOBBS D/B/A COVENANT | | 1 | | | 1 |
| WALGREENS #15369 | | 1 | | | 1 |
| JAX FAMILY CARE | | 1 | | | 1 |
| MOBILE MEDICAL CLINIC | | | 1 | 100% | 1 |
| Kroger 410 - The Little Clinic Trinity | | 1 | | | 1 |
| FLORIDA HOME HEALTH | | | 1 | 100% | 1 |
| FELD ENTERTAINMENT | | | 1 | 100% | 1 |
| Walgreens #3661 | | 1 | | | 1 |
| SURGERY CENTER, THE | | | 1 | 100% | 1 |
| LITTLE FALLS HOSPITAL LABORATORY | | 1 | | | 1 |
| METROWEST MEDICAL CENTER - FRAMINGHAM | | | 1 | 100% | 1 |
| WELLSTAR KENNESAW MEDICAL CENTER | | 1 | | | 1 |
| JACKSON MADISON CO. GEN. HOSPITAL | | | 1 | 100% | 1 |
| HUNEYCUTT FAMILY PRACTICE | | | 1 | 100% | 1 |
| METROPOLITAN | | | 1 | 100% | 1 |
| HEALTHFORCE PARTNERS INC | | | 1 | 100% | 1 |
| ALDEN PHARMACY | | 1 | | | 1 |
| Lodge Nursing & Rehab Center | | 1 | | | 1 |
| ASSURANCE HEALTHCARE AND COUNSELING CENTER | | 1 | | | 1 |
| SOUTHWEST REGIONAL PCR LABORATORY | | | 1 | 100% | 1 |
| Brown Nursing Home | | 1 | | | 1 |
| WILLOW DALE WELLNESS VILLAGE APARTMENT | | 1 | | | 1 |
| Monument Health Custer Care Center | | 1 | | | 1 |
| Le Roy Village Green | | 1 | | | 1 |
| BOCA CIEGA CENTER | | | 1 | 100% | 1 |
| CAPITAL HEALTH PLAN - GOVERNORS SQUARE | | | 1 | 100% | 1 |
| ORCHID TERRACE | | 1 | | | 1 |
| MANORCARE HEALTH SERVICES BOCA RATON | | | 1 | 100% | 1 |
| KINGWOOD EMERGENCY CENTER | | | 1 | 100% | 1 |
| VISTA LAKE ASSISTED LIVING | | | 1 | 100% | 1 |
| SYCAMORE MEDICAL CENTER-KETTERING HEALTH NETWORK | | | 1 | 100% | 1 |
| MONONGAHELA VALLEY HOSPITAL | | | 1 | 100% | 1 |
| ORANGE PEDIATRICS PA | | | 1 | 100% | 1 |
| Brownwood Nusing & Rehabilitation | | 1 | | | 1 |
| Kroger 390 - The Little Clinic North College Hill | | 1 | | | 1 |
| Total | 106,872 | 20,098,761 | 2,933,670 | 13% | 23,139,303 |