

# COVID-19: summary of cases and monitoring

Data through May 11, 2021 verified as of May 12, 2021 at 09:25 AM

Data in this report are provisional and subject to change.

## Cases: people with positive PCR or antigen test result

<b>Total cases</b>	<b>2,278,549</b>
Florida residents	2,235,969
Non-Florida residents	42,580

### Type of testing

Florida residents	2,235,969
Positive by BPHL/CDC	81,774
Positive by commercial/hospital lab	2,154,195
PCR positive	1,782,152
Antigen positive	453,817
Non-Florida residents	42,580
Positive by BPHL/CDC	1,011
Positive by commercial/hospital lab	41,569
PCR positive	28,976
Antigen positive	13,604

### Characteristics

Florida residents hospitalized	92,554
Florida resident deaths	35,882
Non-Florida resident deaths	716

Hospitalized counts include anyone who was hospitalized at some point during their illness. It does not reflect the number of people currently hospitalized.

More information on deaths identified through death certificate data is available on the National Center for Health Statistics website at [www.cdc.gov/nchs/nvss/vsrr/COVID19/index.htm](http://www.cdc.gov/nchs/nvss/vsrr/COVID19/index.htm).

## Cases: people with positive PCR or antigen test result

### Risk factors for Florida residents

Traveled	17,947
Contact with a known case	895,710
Traveled and contact with a known case	24,329
Neither	1,297,983
No travel and no contact	271,352
Travel is unknown	728,029
Contact is unknown	497,052
Contact is pending	460,100

Travel can be unknown and contact can be unknown or pending for the same case, these numbers will sum to more than the "neither" total.

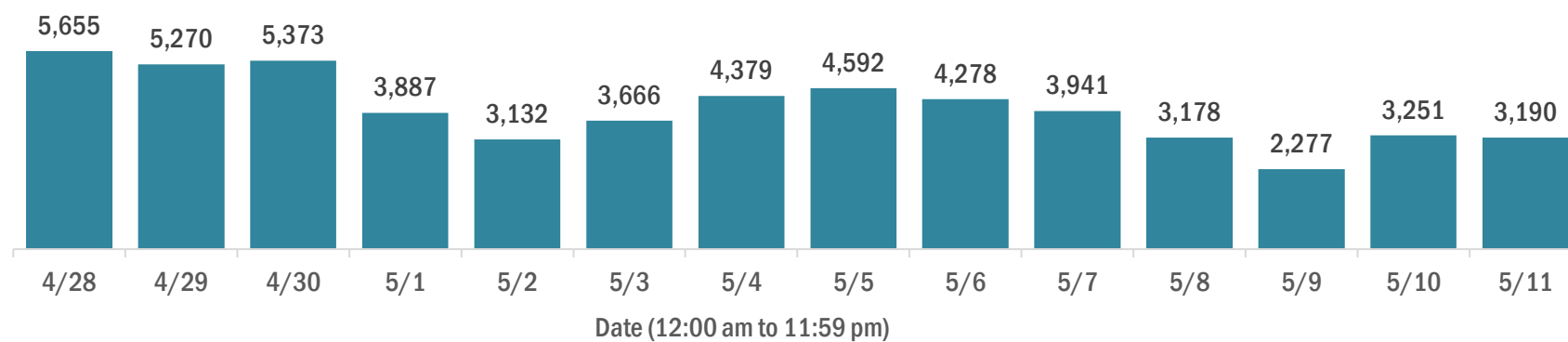
# COVID-19: summary of laboratory testing

Data through May 11, 2021 verified as of May 12, 2021 at 09:25 AM

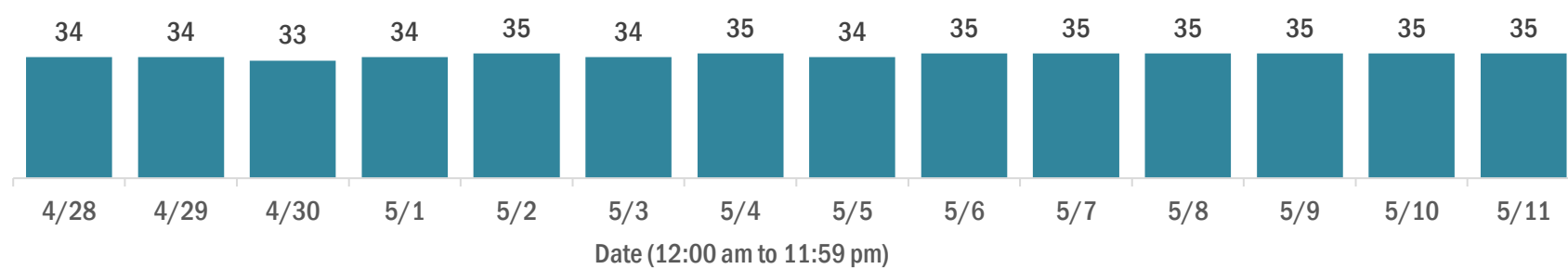
Data in this report are provisional and subject to change.

## Cases in Florida residents per day for the past 2 weeks

### Number of cases per day



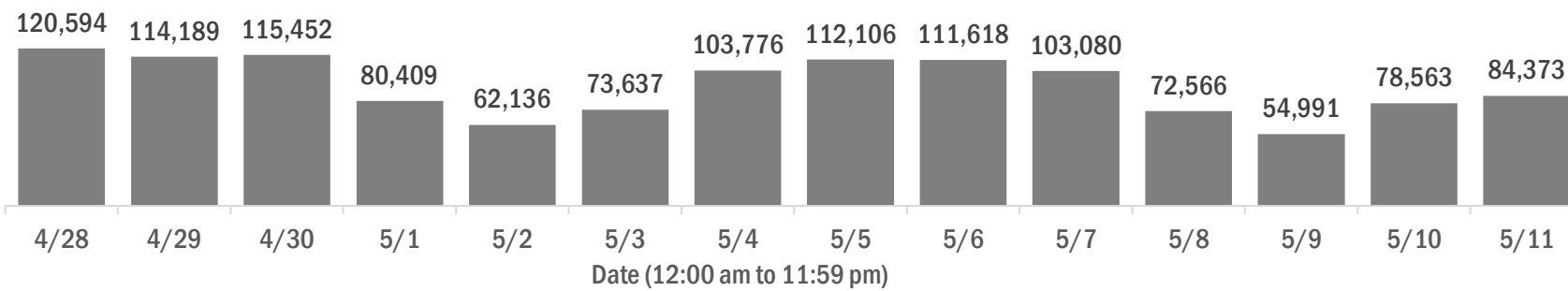
### Median age of cases by day



## Laboratory testing for Florida residents over the past 2 weeks

### Number of Florida residents tested per day

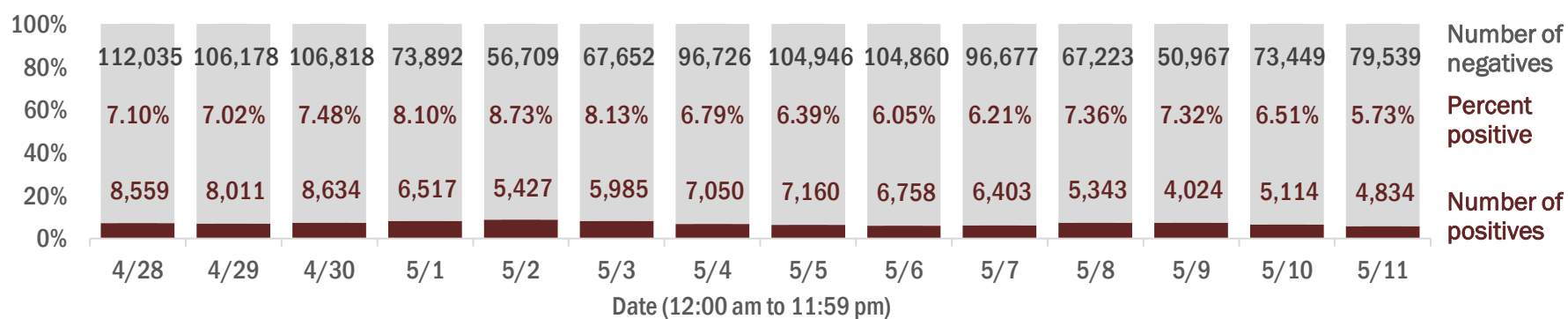
These counts include the number of people for whom the Department received PCR or antigen laboratory results by day. People tested on multiple days will be included for each day a new result was received. A person is only counted once for each day they are tested, regardless of whether multiple specimens are tested or multiple results are received.



### Number and percent of Florida residents with positive test results

The percent of positive results ranged from 5.73% to 8.73% over the past 2 weeks and was 5.73% yesterday.

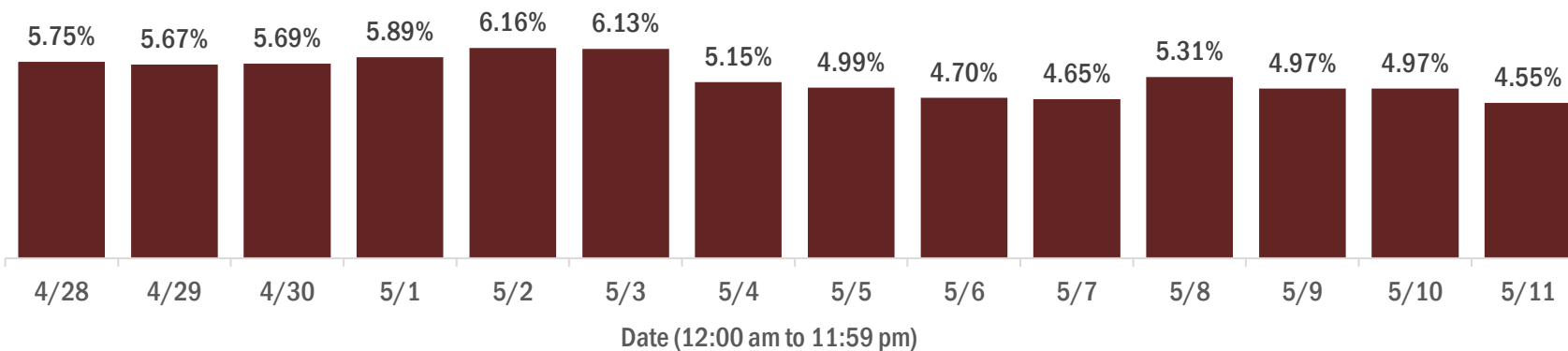
These counts include the number of people for whom the Department received PCR or antigen laboratory results by day. People tested on multiple days will be included for each day a new result was received. A person is only counted once for each day they are tested, regardless of whether multiple specimens are tested or multiple results are received. If a person has a positive specimen and a negative specimen in the same day, only the positive result is counted.



### Percent positivity for new cases in Florida residents

The percent of positive results ranged from 4.55% to 6.16% over the past 2 weeks and was 4.55% yesterday.

This percent is the number of people who test PCR- or antigen-positive for the first time divided by all the people tested that day, excluding people who have previously tested positive.



# COVID-19: characteristics of 2,235,969 Florida resident cases

Data through May 11, 2021 verified as of May 12, 2021 at 09:25 AM

Data in this report are provisional and subject to change.

Age group	Cases	Hospitalizations	Deaths
0-4 years	47,862	2%	636
5-14 years	149,865	7%	624
15-24 years	349,895	16%	2,355
25-34 years	393,043	18%	4,631
35-44 years	349,390	16%	6,888
45-54 years	339,163	15%	10,657
55-64 years	289,776	13%	16,007
65-74 years	174,910	8%	19,145
75-84 years	95,858	4%	18,997
85+ years	44,544	2%	12,604
Unknown	1,663	0%	10
<b>Total</b>	<b>2,235,969</b>	<b>92,554</b>	<b>35,882</b>

Gender	Cases
Female	1,169,246
Male	1,046,633
Unknown	20,090
<b>Total</b>	<b>2,235,969</b>

Ethnicity	Cases	Hospitalizations	Deaths
Hispanic	728,843	33%	23,540
Non-Hispanic	1,099,380	49%	64,830
Unknown	407,746	18%	4,184
<b>Total</b>	<b>2,235,969</b>	<b>92,554</b>	<b>35,882</b>

Race and ethnicity	Cases	Hospitalizations	Deaths
White	1,277,466	57%	60,801
Hispanic	485,019	22%	16,829
Non-Hispanic	702,027	31%	42,219
Unknown	90,420	4%	1,753
Black	296,936	13%	19,229
Hispanic	17,783	1%	836
Non-Hispanic	256,930	11%	18,019
Unknown	22,223	1%	374
Other race	349,948	16%	10,159
Hispanic	175,938	8%	5,369
Non-Hispanic	120,722	5%	4,323
Unknown	53,288	2%	467
Unknown race	311,619	14%	2,365
Hispanic	50,103	2%	506
Non-Hispanic	19,701	1%	269
Unknown	241,815	11%	1,590
<b>Total</b>	<b>2,235,969</b>	<b>92,554</b>	<b>35,882</b>

**Hospitalization** counts include anyone who was hospitalized at some point during their illness. It does not reflect the number of people currently hospitalized. **Other race** includes any person with a race of American Indian/Alaskan native, Asian, native Hawaiian/Pacific Islander, or other.

# COVID-19: deaths in Florida residents and staff of long-term care facilities

Data through May 11, 2021 verified as of May 12, 2021 at 09:25 AM

Data in this report are provisional and subject to change.

For current cases in residents or staff of long-term care facilities, please visit: <https://floridahealthcovid19.gov/>

County	Deaths		County	Deaths		County	Deaths	
Palm Beach	1077	9%	Okaloosa	167	1%	Madison	20	0%
Dade	1020	9%	Hernando	162	1%	Calhoun	18	0%
Pinellas	909	8%	Osceola	143	1%	Flagler	17	0%
Broward	702	6%	Charlotte	138	1%	Gulf	17	0%
Hillsborough	589	5%	Indian River	125	1%	Wakulla	16	0%
Duval	447	4%	Clay	122	1%	Bradford	14	0%
Polk	435	4%	Leon	100	1%	Washington	13	0%
Brevard	412	4%	Highlands	96	1%	Baker	12	0%
Orange	407	4%	Bay	94	1%	Holmes	12	0%
Sarasota	400	4%	Jackson	88	1%	Jefferson	12	0%
Lee	347	3%	St. Johns	87	1%	Gadsden	10	0%
Marion	335	3%	Alachua	82	1%	Lafayette	10	0%
Volusia	298	3%	Santa Rosa	82	1%	Franklin	9	0%
Escambia	286	3%	Suwannee	60	1%	Levy	7	0%
St. Lucie	248	2%	Columbia	52	0%	Desoto	6	0%
Seminole	236	2%	Putnam	45	0%	Dixie	5	0%
Pasco	228	2%	Sumter	44	0%	Monroe	5	0%
Lake	227	2%	Nassau	34	0%	Taylor	3	0%
Collier	196	2%	Walton	30	0%	Hardee	2	0%
Manatee	193	2%	Hendry	29	0%	Hamilton	1	0%
Citrus	177	2%	Okeechobee	24	0%	Liberty	1	0%
Martin	173	2%	Gilchrist	21	0%	Total	11,377	

**Note:** cases are summarized by the county of usual residence. Residents and staff may be cases associated with facilities that are not in their county of usual residence, resulting in cases being included below for counties that do not have facilities with known cases.

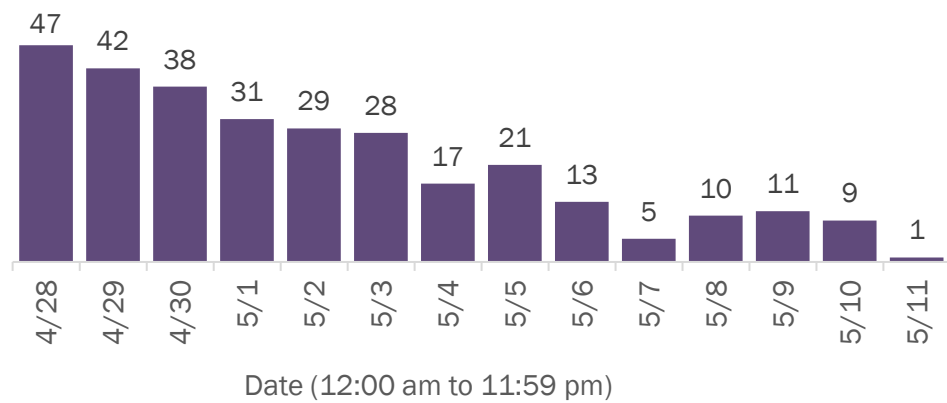
# COVID-19: cases in Florida residents who have died

Data through May 11, 2021 verified as of May 12, 2021 at 09:25 AM

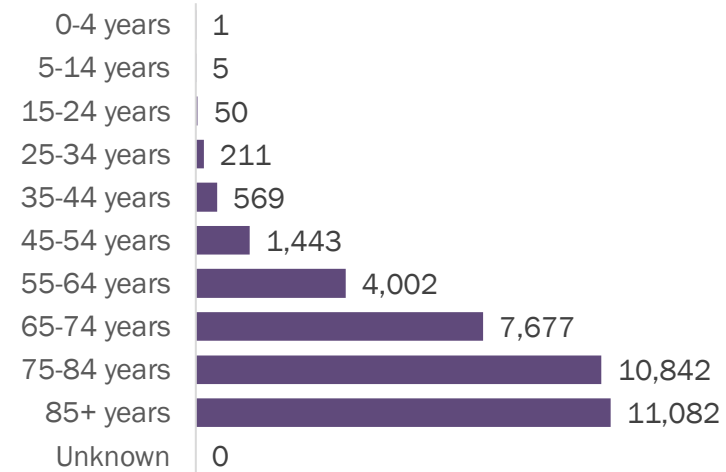
Data in this report are provisional and subject to change.

Demographics for all identified COVID-19 deaths: 35,882

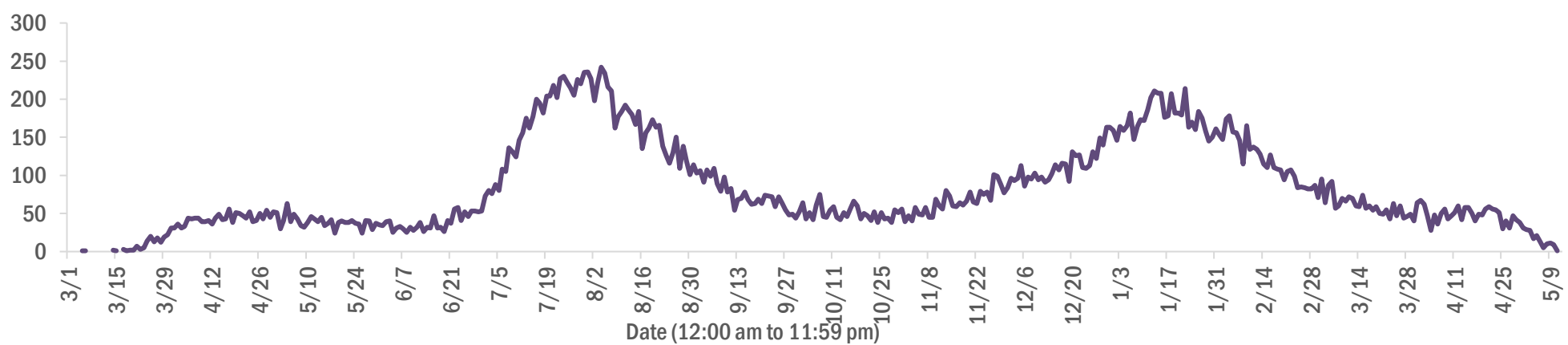
Deaths by date of death for the past 2 weeks



Deaths by age group



Deaths by date of death since March 2020



Age group	Deaths	Cases	Case fatality rate	Mortality rate per 100,000 population
0-4 years	1	47,862	0.0%	0.1
5-14 years	5	149,865	0.0%	0.2
15-24 years	50	349,895	0.0%	2.0
25-34 years	211	393,043	0.1%	7.5
35-44 years	569	349,390	0.2%	21.8
45-54 years	1,443	339,163	0.4%	51.8
55-64 years	4,002	289,776	1.4%	138.4
65-74 years	7,677	174,910	4.4%	316.3
75-84 years	10,842	95,858	11.3%	772.1
85+ years	11,082	44,544	24.9%	1918.9
Unknown	0	1,663	0.0%	
<b>Total</b>	<b>35,882</b>	<b>2,235,969</b>	<b>1.6%</b>	<b>166.1</b>

Race	Deaths	Cases	Case fatality rate	Mortality rate per 100,000 population
White	26,278	1,277,466	2.1%	157.4
Black	5,779	296,936	1.9%	158.0
Other	2,839	349,948	0.8%	228.1
Unknown	986	311,619	0.3%	
<b>Total</b>	<b>35,882</b>	<b>2,235,969</b>	<b>1.6%</b>	<b>166.1</b>

Gender	Deaths	Cases	Case fatality rate	Mortality rate per 100,000 population
Female	15,751	1,169,246	1.3%	142.7
Male	20,131	1,046,633	1.9%	190.7
Unknown	0	20,090	0.0%	
<b>Total</b>	<b>35,882</b>	<b>2,235,969</b>	<b>1.6%</b>	<b>166.1</b>

Ethnicity	Deaths	Cases	Case fatality rate	Mortality rate per 100,000 population
Hispanic	8,435	728,843	1.2%	148.5
Non-Hispanic	25,226	1,099,380	2.3%	158.4
Unknown	2,221	407,746	0.5%	
<b>Total</b>	<b>35,882</b>	<b>2,235,969</b>	<b>1.6%</b>	<b>166.1</b>

# COVID-19: characteristics of 2,235,969 cases

Data through May 11, 2021 verified as of May 12, 2021 at 09:25 AM

Data in this report are provisional and subject to change.

Tables below include cases in Florida residents and non-Florida residents.

All 67 Florida counties have cases:

County	FL resident cases	Non-FL resident cases	Total cases	FL resident deaths	FL death rate	
Dade	485,698	22%	6,534	492,232	6,275	1.3%
Broward	237,882	11%	2,908	240,790	2,978	1.3%
Palm Beach	143,213	6%	2,637	145,850	2,808	2.0%
Orange	137,285	6%	2,223	139,508	1,278	0.9%
Hillsborough	137,756	6%	1,175	138,931	1,747	1.3%
Duval	97,257	4%	1,613	98,870	1,418	1.5%
Pinellas	78,173	3%	1,969	80,142	1,639	2.1%
Lee	69,226	3%	2,316	71,542	979	1.4%
Polk	68,906	3%	488	69,394	1,337	1.9%
Osceola	44,318	2%	802	45,120	515	1.2%
Volusia	42,942	2%	768	43,710	808	1.9%
Brevard	41,204	2%	729	41,933	879	2.1%
Pasco	41,501	2%	353	41,854	770	1.9%
Manatee	38,142	2%	883	39,025	678	1.8%
Escambia	32,569	1%	3,683	36,252	692	2.1%
Collier	34,860	2%	1,377	36,237	535	1.5%
Seminole	34,175	2%	254	34,429	501	1.5%
Sarasota	31,477	1%	1,580	33,057	825	2.6%
Leon	31,286	1%	929	32,215	319	1.0%
Marion	31,195	1%	163	31,358	967	3.1%
Lake	29,449	1%	528	29,977	638	2.2%
St. Lucie	26,487	1%	198	26,685	640	2.4%
Alachua	24,665	1%	304	24,969	279	1.1%
St. Johns	22,484	1%	312	22,796	212	0.9%
Okaloosa	20,418	1%	234	20,652	363	1.8%
Bay	19,473	1%	822	20,295	392	2.0%
Clay	18,756	1%	52	18,808	342	1.8%
Santa Rosa	18,033	1%	257	18,290	290	1.6%
Hernando	14,042	1%	109	14,151	469	3.3%
Charlotte	12,808	1%	216	13,024	425	3.3%
Indian River	12,482	1%	110	12,592	303	2.4%
Martin	12,175	1%	241	12,416	321	2.6%
Citrus	11,092	0%	99	11,191	451	4.1%
Sumter	9,260	0%	109	9,369	278	3.0%
Highlands	8,521	0%	97	8,618	358	4.2%

County	FL resident cases	Non-FL resident cases	Total cases	FL resident deaths	FL death rate	
Nassau	7,984	0%	447	8,431	125	1.6%
Columbia	8,110	0%	44	8,154	169	2.1%
Walton	6,953	0%	876	7,829	87	1.3%
Flagler	7,258	0%	101	7,359	111	1.5%
Monroe	6,601	0%	403	7,004	49	0.7%
Putnam	6,535	0%	24	6,559	151	2.3%
Jackson	6,168	0%	73	6,241	157	2.5%
Gadsden	5,684	0%	17	5,701	99	1.7%
Suwannee	5,318	0%	29	5,347	138	2.6%
Hendry	4,741	0%	17	4,758	83	1.8%
Desoto	4,330	0%	27	4,357	93	2.1%
Okeechobee	3,985	0%	54	4,039	89	2.2%
Baker	3,490	0%	18	3,508	60	1.7%
Wakulla	3,457	0%	14	3,471	56	1.6%
Levy	3,456	0%	9	3,465	54	1.6%
Unknown	73	0%	3,120	3,193	0	0.0%
Hardee	3,165	0%	15	3,180	44	1.4%
Bradford	3,008	0%	13	3,021	56	1.9%
Taylor	2,733	0%	5	2,738	47	1.7%
Washington	2,715	0%	21	2,736	52	1.9%
Holmes	2,233	0%	33	2,266	49	2.2%
Madison	2,043	0%	28	2,071	45	2.2%
Gulf	1,945	0%	23	1,968	43	2.2%
Union	1,831	0%	1	1,832	74	4.0%
Calhoun	1,693	0%	3	1,696	44	2.6%
Hamilton	1,609	0%	20	1,629	25	1.6%
Lafayette	1,620	0%	0	1,620	26	1.6%
Gilchrist	1,611	0%	5	1,616	44	2.7%
Dixie	1,612	0%	3	1,615	24	1.5%
Jefferson	1,469	0%	26	1,495	27	1.8%
Franklin	1,298	0%	34	1,332	17	1.3%
Liberty	1,075	0%	1	1,076	16	1.5%
Glades	956	0%	4	960	19	2.0%
<b>Total</b>	<b>2,235,969</b>	<b>42,580</b>	<b>2,278,549</b>	<b>35,882</b>	<b>1.6%</b>	

# COVID-19: characteristics of 2,235,969 Florida resident cases

Data through May 11, 2021 verified as of May 12, 2021 at 09:25 AM

Data in this report are provisional and subject to change.

The table below includes the cities and counties of residence for cases in Florida residents based on the patient's ZIP Code.

Note that city is not always received as part of the initial notification and may be missing while the case is being investigated.

City and county	Cases
Miami, Dade	281,755
Orlando, Orange	102,020
Jacksonville, Duval	91,440
Tampa, Hillsborough	80,023
Hialeah, Dade	67,947
Fort Lauderdale, Broward	50,342
Hollywood, Broward	45,084
West Palm Beach, Palm Beach	35,022
Kissimmee, Osceola	34,050
Tallahassee, Leon	30,224
Homestead, Dade	29,844
Naples, Collier	29,434
Saint Petersburg, Pinellas	28,449
Pensacola, Escambia	27,171
Fort Myers, Lee	26,567
Bradenton, Manatee	24,816
Boca Raton, Palm Beach	24,397
Lakeland, Polk	23,818
Ocala, Marion	22,924
Pompano Beach, Broward	22,366
Gainesville, Alachua	19,583
Sarasota, Sarasota	19,395
Cape Coral, Lee	18,010
Port Saint Lucie, St. Lucie	17,683
Lake Worth, Palm Beach	17,240
Miami Beach, Dade	16,101
Miramar, Broward	15,472
Clearwater, Pinellas	15,413
Coral Springs, Broward	14,207
Boynton Beach, Palm Beach	13,930
Doral, Dade	13,814
Miami Gardens, Dade	13,120
Panama City, Bay	12,344
Saint Augustine, St. Johns	12,027
Melbourne, Brevard	11,716
Winter Haven, Polk	11,558
Lehigh Acres, Lee	11,429
Riverview, Hillsborough	10,673
Delray Beach, Palm Beach	10,666
Davie, Broward	10,633
Palm Bay, Brevard	9,750
Vero Beach, Indian River	9,627
New Port Richey, Pasco	9,572
Sunrise, Broward	9,321
Saint Cloud, Osceola	8,910
Milton, Santa Rosa	8,719
Fort Pierce, St. Lucie	8,629
Largo, Pinellas	8,528
Coral Gables, Dade	8,485
Daytona Beach, Volusia	8,467
Spring Hill, Hernando	8,452
Apopka, Orange	8,430
Plantation, Broward	8,371
North Miami Beach, Dade	8,242
Davenport, Polk	8,156
Clermont, Lake	8,030
Brandon, Hillsborough	8,011
Sanford, Seminole	7,706
Deltona, Volusia	7,678

# COVID-19: characteristics of 2,235,969 Florida resident cases

Data through May 11, 2021 verified as of May 12, 2021 at 09:25 AM

Data in this report are provisional and subject to change.

The table below includes the cities and counties of residence for cases in Florida residents based on the patient's ZIP Code.

Note that city is not always received as part of the initial notification and may be missing while the case is being investigated.

City and county	Cases
Orange Park, Clay	7,607
Plant City, Hillsborough	7,485
Jupiter, Palm Beach	7,427
Weston, Broward	7,388
Lake City, Columbia	7,361
Deerfield Beach, Broward	6,945
Winter Garden, Orange	6,671
Tamarac, Broward	6,406
Port Charlotte, Charlotte	6,275
Wesley Chapel, Pasco	6,141
Palm Coast, Flagler	6,111
Coconut Creek, Broward	6,044
Margate, Broward	5,911
Stuart, Martin	5,798
Land O Lakes, Pasco	5,793
Deland, Volusia	5,736
Palm Beach Gardens, Palm Beach	5,713
Fort Walton Beach, Okaloosa	5,639
Wellington, Palm Beach	5,546
Palm Harbor, Pinellas	5,523
Oviedo, Seminole	5,514
Palmetto, Manatee	5,493
Winter Park, Orange	5,483
Crestview, Okaloosa	5,428
Lutz, Hillsborough	5,176
Altamonte Springs, Seminole	5,164
Port Orange, Volusia	4,981
Valrico, Hillsborough	4,924
Opa Locka, Dade	4,904
Haines City, Polk	4,852
North Port, Sarasota	4,830
Brooksville, Hernando	4,794
Miami Lakes, Dade	4,757
Venice, Sarasota	4,736
Pembroke Pines, Broward	4,729
Middleburg, Clay	4,702
Hallandale, Broward	4,678
Punta Gorda, Charlotte	4,600
Sebring, Highlands	4,587
Leesburg, Lake	4,493
Ocoee, Orange	4,448
Zephyrhills, Pasco	4,328
The Villages, Sumter	4,266
Saint Johns, St. Johns	4,263
Seminole, Pinellas	4,263
Ormond Beach, Volusia	4,258
Arcadia, Desoto	4,217
Bonita Springs, Lee	4,187
Live Oak, Suwannee	4,112
Pinellas Park, Pinellas	4,080
North Lauderdale, Broward	3,979
Okeechobee, Okeechobee	3,971
Longwood, Seminole	3,955
North Miami, Dade	3,920
Ruskin, Hillsborough	3,905
Immokalee, Collier	3,876
Windermere, Orange	3,861
Cocoa, Brevard	3,837
Navarre, Santa Rosa	3,773



# COVID-19: characteristics of 2,235,969 Florida resident cases

Data through May 11, 2021 verified as of May 12, 2021 at 09:25 AM

Data in this report are provisional and subject to change.

The table below includes the cities and counties of residence for cases in Florida residents based on the patient's ZIP Code.

Note that city is not always received as part of the initial notification and may be missing while the case is being investigated.

City and county	Cases
Casselberry, Seminole	3,635
Port Richey, Pasco	3,471
Hudson, Pasco	3,433
Titusville, Brevard	3,414
Niceville, Okaloosa	3,384
Gulf Breeze, Santa Rosa	3,369
Lake Worth Beach, Palm Beach	3,341
Key West, Monroe	3,269
Dade City, Pasco	3,265
North Fort Myers, Lee	3,253
Cantonment, Escambia	3,253
Panama City Beach, Bay	3,235
Winter Springs, Seminole	3,215
Jacksonville Beach, Duval	3,175
Oakland Park, Broward	3,165
Bartow, Polk	3,161
Lake Mary, Seminole	3,141
Aventura, Dade	3,131
Crawfordville, Wakulla	3,105
Kissimmee, Polk	3,100
New Smyrna Beach, Volusia	3,057
Auburndale, Polk	3,039
Quincy, Gadsden	3,020
Palatka, Putnam	3,016
Lake Wales, Polk	2,994
Merritt Island, Brevard	2,917
Green Cove Springs, Clay	2,883
Tarpon Springs, Pinellas	2,854
Fernandina Beach, Nassau	2,830
Ponte Vedra Beach, St. Johns	2,793
Parkland, Broward	2,783
Cutler Ridge, Dade	2,758
Inverness, Citrus	2,654
Loxahatchee, Palm Beach	2,630
Eustis, Lake	2,621
Wimauma, Hillsborough	2,604
Cooper City, Broward	2,578
Holiday, Pasco	2,572
Perry, Taylor	2,563
Belle Glade, Palm Beach	2,551
Estero, Lee	2,545
Lynn Haven, Bay	2,542
Royal Palm Beach, Palm Beach	2,520
Dunedin, Pinellas	2,506
Marianna, Jackson	2,461
Clewiston, Hendry	2,456
Fleming Island, Clay	2,446
Santa Rosa Beach, Walton	2,437
Sarasota, Manatee	2,410
Key Biscayne, Dade	2,402
Parrish, Manatee	2,368
Rockledge, Brevard	2,351
Odessa, Hillsborough	2,302
Riviera Beach, Palm Beach	2,291
Seffner, Hillsborough	2,252
Defuniak Springs, Walton	2,194
Mulberry, Polk	2,186
Avon Park, Highlands	2,185
Palm City, Martin	2,181

# COVID-19: characteristics of 2,235,969 Florida resident cases

Data through May 11, 2021 verified as of May 12, 2021 at 09:25 AM

Data in this report are provisional and subject to change.

The table below includes the cities and counties of residence for cases in Florida residents based on the patient's ZIP Code.

Note that city is not always received as part of the initial notification and may be missing while the case is being investigated.

City and county	Cases
Mount Dora, Lake	2,169
Labelle, Hendry	2,124
Destin, Okaloosa	2,113
Chipley, Washington	2,107
Groveland, Lake	2,069
Tavares, Lake	2,051
Starke, Bradford	2,040
Lithia, Hillsborough	2,011
Orange City, Volusia	2,002
Pinecrest, Dade	1,969
Maitland, Orange	1,936
Summerfield, Marion	1,935
Yulee, Nassau	1,898
Wauchula, Hardee	1,877
Palmetto Bay, Dade	1,823
Sebastian, Indian River	1,792
Dania, Broward	1,756
Homosassa, Citrus	1,749
Callahan, Nassau	1,739
Lady Lake, Lake	1,724
Macclenny, Baker	1,712
Ponte Vedra, St. Johns	1,702
Edgewater, Volusia	1,653
Carol City, Dade	1,653
Crystal River, Citrus	1,649
Gibsonton, Hillsborough	1,645
Oldsmar, Pinellas	1,620
Missing, Dade	1,607
Lake Placid, Highlands	1,604
Dover, Hillsborough	1,599
Bonifay, Holmes	1,597
Mayo, Lafayette	1,587
Apollo Beach, Hillsborough	1,584
Coconut Grove, Dade	1,578
Hobe Sound, Martin	1,557
Debary, Volusia	1,550
Florida City, Dade	1,548
Palm Springs, Palm Beach	1,510
Pace, Santa Rosa	1,493
Crossings, Dade	1,493
Sun City Center, Hillsborough	1,474
Dunnellon, Marion	1,458
Atlantic Beach, Duval	1,442
Lake Butler, Union	1,420
Belleview, Marion	1,381
Lantana, Palm Beach	1,377
North Palm Beach, Palm Beach	1,353
Madison, Madison	1,350
Monticello, Jefferson	1,346
Biscayne Park, Dade	1,346
Alachua, Alachua	1,343
Safety Harbor, Pinellas	1,279
Indiantown, Martin	1,278
Williston, Levy	1,272
South Miami, Dade	1,270
Ellenton, Manatee	1,269
Graceville, Jackson	1,249
Jensen Beach, Martin	1,233
Lauderhill, Broward	1,217

# COVID-19: characteristics of 2,235,969 Florida resident cases

Data through May 11, 2021 verified as of May 12, 2021 at 09:25 AM

Data in this report are provisional and subject to change.

The table below includes the cities and counties of residence for cases in Florida residents based on the patient's ZIP Code.

Note that city is not always received as part of the initial notification and may be missing while the case is being investigated.

City and county	Cases
Lecanto, Citrus	1,213
Satellite Beach, Brevard	1,212
Newberry, Alachua	1,203
Century, Escambia	1,182
Beverly Hills, Citrus	1,166
Englewood, Charlotte	1,148
Havana, Gadsden	1,136
Hilliard, Nassau	1,129
El Portal, Dade	1,119
Freeport, Walton	1,109
Trenton, Gilchrist	1,106
Wildwood, Sumter	1,097
Wilton Manors, Broward	1,093
Nokomis, Sarasota	1,089
Keystone Heights, Clay	1,060
Key Largo, Monroe	1,059
Blountstown, Calhoun	1,053
Jasper, Hamilton	1,044
Bushnell, Sumter	1,042
Frostproof, Polk	1,034
Lauderdale Lakes, Broward	1,026
Medley, Dade	1,016
Hernando, Citrus	1,009
Wewahitchka, Gulf	1,006
Polk City, Polk	997
Mary Esther, Okaloosa	980
Dunnellon, Citrus	972
Sanderson, Baker	961
Fellsmere, Indian River	949
Minneola, Lake	940
Spring Hill, Pasco	934
Shalimar, Okaloosa	932
Fisher Island, Dade	923
Everglades National Park, Dade	909
Marco Island, Collier	905
Port Saint Joe, Gulf	905
Moore Haven, Glades	891
Trinity, Pasco	886
Cocoa Beach, Brevard	883
Chiefland, Levy	882
Thonotosassa, Hillsborough	875
Sorrento, Lake	870
High Springs, Alachua	867
Fort Meade, Polk	858
Pahokee, Palm Beach	854
Coleman, Sumter	854
Fruitland Park, Lake	853
South Bay, Palm Beach	842
Englewood, Sarasota	838
Bristol, Liberty	831
Cross City, Dixie	828
Indialantic, Brevard	823
Glen Saint Mary, Baker	811
Southwest Ranches, Broward	811
Crescent City, Putnam	791
Marathon, Monroe	786
Umatilla, Lake	775
West Melbourne, Brevard	766
Interlachen, Putnam	760

# COVID-19: characteristics of 2,235,969 Florida resident cases

Data through May 11, 2021 verified as of May 12, 2021 at 09:25 AM

Data in this report are provisional and subject to change.

The table below includes the cities and counties of residence for cases in Florida residents based on the patient's ZIP Code.

Note that city is not always received as part of the initial notification and may be missing while the case is being investigated.

City and county	Cases
Miramar Beach, Walton	759
Lake Alfred, Polk	749
Fort Myers Beach, Lee	749
Chattahoochee, Gadsden	732
Old Town, Dixie	725
Weeki Wachee, Hernando	720
Bowling Green, Hardee	716
Olympia Heights, Dade	704
Jacksonville, St. Johns	702
Uleta, Dade	701
South Daytona, Volusia	690
Silver Springs, Marion	689
Lawtey, Bradford	681
Coral, Dade	678
Neptune Beach, Duval	677
Fort White, Columbia	677
Surfside, Dade	656
Belle Isle, Orange	652
Palm Beach, Palm Beach	650
Bronson, Levy	629
Gulfport, Pinellas	628
Mascotte, Lake	618
Baker, Okaloosa	617
Bunnell, Flagler	616
Clearwater Beach, Pinellas	612
Rotunda West, Charlotte	581
Sneads, Jackson	572
Mims, Brevard	566
Myakka City, Manatee	563
Hawthorne, Alachua	557
Jay, Santa Rosa	553
Oxford, Sumter	548
Dundee, Polk	541
Alva, Lee	537
Cape Canaveral, Brevard	534
Carrabelle, Franklin	534
Oakland, Orange	529
Tavernier, Monroe	526
Ocklawaha, Marion	523
Missing, Volusia	517
Citra, Marion	515
Melbourne Beach, Brevard	515
Zolfo Springs, Hardee	514
Indian Harbour Beach, Brevard	513
Florida State University, Leon	511
Sweetwater, Dade	509
Cottdale, Jackson	509
Bal Harbour, Dade	506
Flagler Beach, Flagler	500
Molino, Escambia	494
Midway, Gadsden	490
Celebration, Osceola	486
Webster, Sumter	484
Youngstown, Bay	482
East Palatka, Putnam	476
Bell, Gilchrist	462
Altha, Calhoun	453
De Leon Springs, Volusia	446
Branford, Suwannee	443

# COVID-19: characteristics of 2,235,969 Florida resident cases

Data through May 11, 2021 verified as of May 12, 2021 at 09:25 AM

Data in this report are provisional and subject to change.

The table below includes the cities and counties of residence for cases in Florida residents based on the patient's ZIP Code.

Note that city is not always received as part of the initial notification and may be missing while the case is being investigated.

City and county	Cases
Eagle Lake, Polk	441
Apalachicola, Franklin	435
West Miami, Dade	433
Missing, Orange	428
Haverhill, Palm Beach	425
Archer, Alachua	424
Osprey, Sarasota	416
Floral City, Citrus	413
Chuluota, Seminole	410
Ave Maria, Collier	408
Tequesta, Palm Beach	401
Lake Park, Palm Beach	399
Centerville, Leon	397
Hastings, St. Johns	395
Holly Hill, Volusia	394
Pierson, Volusia	385
Grand Island, Lake	381
Grand Ridge, Jackson	380
Raiford, Union	376
Montverde, Lake	367
Malabar, Brevard	348
Indian Rocks Beach, Pinellas	347
Gotha, Orange	347
Alafaya, Orange	344
Hallandale Beach, Broward	344
Bryceville, Nassau	343
Greenville, Madison	339
Satsuma, Putnam	335
Vernon, Washington	334
Kenneth City, Pinellas	330
Fort McCoy, Marion	328
Lake Panasoffkee, Sumter	327
Elkton, St. Johns	326
Malone, Jackson	322
Sebastian, Brevard	320
Jennings, Hamilton	319
Melrose, Putnam	317
Reddick, Marion	315
Eastpoint, Franklin	310
Laurel Hill, Okaloosa	310
Belleair, Pinellas	310
Geneva, Seminole	305
San Antonio, Pasco	305
Anthony, Marion	304
Morriston, Levy	303
Greenacres, Palm Beach	302
Westville, Holmes	301
Valparaiso, Okaloosa	299
Winter Park, Seminole	299
Lehigh, Lee	296
O Brien, Suwannee	293
Greenwood, Jackson	286
Fern Park, Seminole	280
Kindred, Osceola	278
Ponce De Leon, Holmes	278
Eglin Air Force Base, Okaloosa	267
South Pasadena, Pinellas	267
University Of Central Fl, Orange	260
Inlet Beach, Walton	260

# COVID-19: characteristics of 2,235,969 Florida resident cases

Data through May 11, 2021 verified as of May 12, 2021 at 09:25 AM

Data in this report are provisional and subject to change.

The table below includes the cities and counties of residence for cases in Florida residents based on the patient's ZIP Code.

Note that city is not always received as part of the initial notification and may be missing while the case is being investigated.

City and county	Cases
Islamorada, Monroe	257
Weirsdale, Marion	256
Sanibel, Lee	255
Poinciana, Polk	255
Edgewood, Orange	251
Fountain, Bay	246
White Springs, Hamilton	244
Longboat Key, Manatee	244
Lee, Madison	243
Cutler Bay, Dade	242
Southport, Bay	241
Saint James City, Lee	238
Gretna, Gadsden	236
Hosford, Liberty	229
Madeira Beach, Pinellas	228
Wellborn, Suwannee	226
Lakewood Ranch, Manatee	225
Howey-In-The-Hills, Lake	224
Astatula, Lake	224
Holt, Okaloosa	223
Juno Beach, Palm Beach	221
Lauderdale By The Sea, Broward	219
Atlantis, Palm Beach	218
Lake Helen, Volusia	216
Babson Park, Polk	215
Mcdavid, Escambia	213
Holmes Beach, Manatee	213
Osteen, Volusia	210
Micanopy, Alachua	209
Bay Harbor Islands, Dade	208
Altoona, Lake	202
Center Hill, Sumter	200
Sopchoppy, Wakulla	199
Zellwood, Orange	199
Azalea Park, Orange	198
Alford, Jackson	194
Mcalpin, Suwannee	192
Bokeelia, Lee	188
The Villages, Lake	188
Viera, Brevard	185
The Villages, Marion	183
Golden Beach, Dade	182
Odessa, Pasco	181
Hypoluxo, Palm Beach	181
Missing, Lee	179
Mangonia Park, Palm Beach	176
Summerland Key, Monroe	175
Pomona Park, Putnam	175
Oak Hill, Volusia	170
Ponce Inlet, Volusia	169
Rocky Point, Hillsborough	169
Paisley, Lake	168
University Of Fl, Alachua	168
University Of Miami, Dade	167
Grant-Valkaria, Brevard	166
Caryville, Washington	163
Lutz, Pasco	163
Bay Lake, Orange	160
Sumterville, Sumter	159

# COVID-19: characteristics of 2,235,969 Florida resident cases

Data through May 11, 2021 verified as of May 12, 2021 at 09:25 AM

Data in this report are provisional and subject to change.

The table below includes the cities and counties of residence for cases in Florida residents based on the patient's ZIP Code.

Note that city is not always received as part of the initial notification and may be missing while the case is being investigated.

City and county	Cases
Lockhart, Orange	157
Citrus Springs, Citrus	155
Hollister, Putnam	153
Christmas, Orange	152
Hiawassee, Orange	150
Big Pine Key, Monroe	150
San Mateo, Putnam	148
Carrollwood, Hillsborough	148
Inglis, Levy	147
Lady Lake, Sumter	146
West Park, Broward	141
University Of Central Florida, Orange	139
Clair-Mel City, Hillsborough	139
Missing, St. Johns	138
Missing, Pinellas	137
Lake Hamilton, Polk	136
Buena Ventura Lakes, Osceola	136
Baldwin, Duval	135
Cloud Lake, Palm Beach	134
Clarksville, Calhoun	132
Harmony, Osceola	132
Kendall, Dade	131
Hampton, Bradford	130
Apopka, Seminole	130
Missing, Sumter	129
Placida, Charlotte	128
Steinhatchee, Taylor	127
Matlacha, Lee	124
Belleair Beach, Pinellas	124
City Of Sunrise, Broward	123
Seville, Volusia	121
Dania Beach, Broward	120
Temple Terrace, Hillsborough	119
Tierra Verde, Pinellas	119
Lighthouse Point, Broward	119
Sunny Isles Beach, Dade	117
Barry University, Dade	116
Saint Leo, Pasco	116
Astor, Lake	115
Callaway, Bay	115
Dinsmore, Duval	115
Hurlburt Field, Okaloosa	113
Panacea, Wakulla	111
Cedar Key, Levy	111
Bradenton Beach, Manatee	109
Brooker, Bradford	107
Florahome, Putnam	106
Princeton, Dade	105
Lamont, Jefferson	104
Waldo, Alachua	104
Canal Point, Palm Beach	103
Barefoot Bay, Brevard	102
Fruit Cove, St. Johns	101
Tyndall Air Force Base, Bay	100
Florida Gulf Coast Univ, Lee	99
South Fort Myers, Lee	98
Kathleen, Polk	97
University Of South Florida, Hillsborough	97
Bascom, Jackson	96

# COVID-19: characteristics of 2,235,969 Florida resident cases

Data through May 11, 2021 verified as of May 12, 2021 at 09:25 AM

Data in this report are provisional and subject to change.

The table below includes the cities and counties of residence for cases in Florida residents based on the patient's ZIP Code.

Note that city is not always received as part of the initial notification and may be missing while the case is being investigated.

City and county	Cases
Ocean Ridge, Palm Beach	95
Missing, Lake	95
Lorida, Highlands	94
Crystal Beach, Pinellas	94
Pinetta, Madison	92
Maitland, Seminole	92
Fort Denaud, Hendry	90
F M, Lee	88
Missing, St. Lucie	87
Saint Pete Beach, Pinellas	87
Missing, Marion	86
Yalaha, Lake	85
Boca Grande, Lee	83
Welaka, Putnam	81
Patrick Air Force Base, Brevard	81
Wekiwa Springs, Seminole	80
Eatonville, Orange	80
Palma Ceia, Hillsborough	76
North Venice, Sarasota	75
Avon Park, Polk	73
Cudjoe Key, Monroe	72
Miami Springs, Dade	72
Campbellton, Jackson	72
Missing, Duval	71
Ochopee, Collier	71
Air Mail Facility, Dade	69
Reunion, Osceola	69
Anna Maria, Manatee	69
Georgetown, Putnam	68
Northdale, Hillsborough	68
Stock Island, Monroe	68
Greensboro, Gadsden	67
Felda, Hendry	67
Missing, Palm Beach	67
Destin, Walton	66
Missing, Pasco	66
Treasure Island, Pinellas	63
North Redington Beach, Pinellas	63
Duette, Manatee	60
Mexico Beach, Bay	60
Bellview, Escambia	59
Bonita Beach, Lee	59
Micco, Brevard	59
Orlando, Seminole	58
University Of Tampa, Hillsborough	58
Okahumpka, Lake	57
Singer Island, Palm Beach	57
Walnut Hill, Escambia	56
Lake Suzy, Desoto	56
Highland City, Polk	56
Miromar Lakes, Lee	55
Ona, Hardee	55
Green Acres, Palm Beach	55
Missing, Santa Rosa	54
Enterprise, Volusia	54
Miami, Broward	54
Heathrow, Seminole	54
Naranja, Dade	52
Stetson University, Volusia	52



# COVID-19: characteristics of 2,235,969 Florida resident cases

Data through May 11, 2021 verified as of May 12, 2021 at 09:25 AM

Data in this report are provisional and subject to change.

The table below includes the cities and counties of residence for cases in Florida residents based on the patient's ZIP Code.

Note that city is not always received as part of the initial notification and may be missing while the case is being investigated.

City and county	Cases
Orlando, Dade	52
Aloma, Orange	52
Town N Country, Hillsborough	52
Palm Beach Shores, Palm Beach	51
Salt Springs, Marion	51
Terra Ceia, Manatee	50
Intercession City, Osceola	50
Waverly, Polk	50
Florida International Univ, Dade	49
Missing, Broward	48
Bayonet Point, Pasco	48
Cinco Bayou, Okaloosa	47
Eaton Park, Polk	47
Florence Villa, Polk	47
Missing, Hillsborough	46
Kenansville, Osceola	46
Village Wellington, Palm Beach	45
Orlando, Osceola	45
Key Colony Beach, Monroe	45
Ebro, Washington	45
Miami Shores, Dade	45
Sewalls Point, Martin	44
Manalapan, Palm Beach	43
North Bay Village, Dade	43
Lacoochee, Pasco	43
Gulf Breeze, Escambia	43
Lakeshore, Polk	42
Village Of Wellington, Palm Beach	42
Ridge Manor, Pasco	42
Bradley, Polk	41
Cortez, Manatee	41
Bayshore Gardens, Manatee	41
Sugarloaf Key, Monroe	41
Missing, Seminole	41
Bonaventure, Broward	40
Poinciana, Osceola	40
Saint Johns, Duval	40
Pine Hills, Orange	40
Hialeah Gardens, Dade	39
Davenport, Osceola	39
Westlake, Palm Beach	39
Univ Of FI Student Dorms, Alachua	39
Pasadena, Pinellas	39
Eloise, Polk	38
Florida A And M University, Leon	38
Jupiter, Martin	38
Ponte Vedra, Duval	38
Highland Beach, Palm Beach	37
Lealman, Pinellas	37
Bay Pines, Pinellas	37
Tice, Lee	37
Lulu, Columbia	37
Orlando, Volusia	37
Orlando, Broward	37
Venus, Highlands	36
Homeland, Polk	36
Palm Shores, Brevard	35
Hallandale Beach, Broward	34
Flemington, Marion	34

# COVID-19: characteristics of 2,235,969 Florida resident cases

Data through May 11, 2021 verified as of May 12, 2021 at 09:25 AM

Data in this report are provisional and subject to change.

The table below includes the cities and counties of residence for cases in Florida residents based on the patient's ZIP Code.

Note that city is not always received as part of the initial notification and may be missing while the case is being investigated.

City and county	Cases
Siesta Key, Sarasota	34
City Of Westlake, Palm Beach	34
Orlando, Polk	34
Indian Lake Estates, Polk	34
Dowling Park, Suwannee	33
Sydney, Hillsborough	33
Alturas, Polk	32
Wekiva Springs, Seminole	32
Kinard, Calhoun	32
Little Torch Key, Monroe	32
Bagdad, Santa Rosa	32
Mcintosh, Marion	32
South Palm Beach, Palm Beach	31
Nocatee, Desoto	31
Pine Castle, Orange	31
Homosassa Springs, Citrus	31
Saint Marks, Wakulla	30
Westchase, Hillsborough	30
Palmdale, Glades	30
Penney Farms, Clay	30
Chokoloskee, Collier	29
Bonita Springs, Collier	29
Archer, Levy	29
Pembroke Park, Broward	29
Missing, Manatee	29
Missing, Citrus	28
Tangerine, Orange	28
Horseshoe Beach, Dixie	28
Sparr, Marion	28
Missing, Brevard	28
Caryville, Holmes	27
Florida State, Leon	27
Long Key, Monroe	27
Balm, Hillsborough	27
New Smyrna, Volusia	27
Fort Lauderdale, Dade	26
Orlando, Hillsborough	26
Earleton, Alachua	26
Orange Lake, Marion	26
Redington Shores, Pinellas	26
Labelle, Glades	26
Paxton, Walton	26
Missing, Indian River	26
Hawthorne, Putnam	25
Pensacola Beach, Santa Rosa	25
Yankeetown, Levy	25
South Miami Heights, Dade	25
Tioga, Alachua	25
Missing, Monroe	25
Missing, Escambia	25
Goulds, Dade	24
Santa Fe, Alachua	24
Union Park, Orange	24
Wabasso, Indian River	24
Boca Raton, Broward	24
Loughman, Polk	24
Bostwick, Putnam	24
La Crosse, Alachua	23
Mango, Hillsborough	22

# COVID-19: characteristics of 2,235,969 Florida resident cases

Data through May 11, 2021 verified as of May 12, 2021 at 09:25 AM

Data in this report are provisional and subject to change.

The table below includes the cities and counties of residence for cases in Florida residents based on the patient's ZIP Code.

Note that city is not always received as part of the initial notification and may be missing while the case is being investigated.

City and county	Cases
Kissimmee, Orange	22
Buckingham, Lee	22
Laud-By-The-Sea, Broward	22
Missing, Okaloosa	22
Champions Gate, Polk	22
Florida Dept Of Corrections, Union	22
Wausau, Washington	22
Plymouth, Orange	22
Citrus Ridge, Indian River	22
Crystal Springs, Pasco	22
Branford, Lafayette	22
Mexico Beach, Gulf	22
Florida International University, Dade	22
Sun City, Hillsborough	21
Perdido Key, Escambia	21
Everglades City, Collier	21
Fort Ogden, Desoto	21
Bonifay, Washington	21
Ramrod Key, Monroe	21
Lake Como, Putnam	21
Missing, Collier	21
Parker, Bay	21
Candler, Marion	20
Golden Oak, Orange	20
Hollywood, Dade	20
Lowell, Marion	20
Jensen Beach, St. Lucie	20
Brooksville, Pasco	20
Trenton, Levy	20
Indian River Shores, Indian River	20
Goodland, Collier	20
Gulf Stream, Palm Beach	19
Babcock Ranch, Lee	19
High Springs, Gilchrist	19
Maxville, Duval	19
Nalcrest, Polk	19
Miami, Unknown	19
Lake Buena Vista, Orange	19
Orlando, Palm Beach	19
Wildlight, Nassau	19
Forest City, Orange	18
Trilby, Pasco	18
Johns Pass Village, Pinellas	18
West Panama City Beach, Bay	18
Belleair Bluffs, Pinellas	18
Florida State Univ Admin, Leon	18
Babcock Ranch, Charlotte	18
Lakewood Ranch, Sarasota	18
Tallevast, Manatee	18
Hillsboro Beach, Broward	18
Nichols, Polk	18
Mount Dora, Orange	18
Webster, Hernando	18
Missing, Bay	17
Missing, Martin	17
Braden River, Manatee	17
Shady Hills, Pasco	17
Hutchinson Island, St. Lucie	17
Lake Monroe, Seminole	17

# COVID-19: characteristics of 2,235,969 Florida resident cases

Data through May 11, 2021 verified as of May 12, 2021 at 09:25 AM

Data in this report are provisional and subject to change.

The table below includes the cities and counties of residence for cases in Florida residents based on the patient's ZIP Code.

Note that city is not always received as part of the initial notification and may be missing while the case is being investigated.

City and county	Cases
Miami Gardens, Broward	17
Graceville, Holmes	17
Hialeah, Broward	17
Daytona Beach Shores, Volusia	17
Deer Island, Lake	17
Wewahitchka, Calhoun	16
Lake City, Suwannee	16
Woodville, Leon	16
Otter Creek, Levy	16
Watersound, Walton	16
Gulf Hammock, Levy	16
Hernando Beach, Hernando	16
White Springs, Columbia	16
Graham, Bradford	16
Suwannee, Dixie	16
Dade City, Hernando	15
Village Of Palmetto Bay, Dade	15
Indian Creek Village, Dade	15
Eau Gallie, Brevard	15
Saint Lucie West, St. Lucie	15
Orlando, Lake	15
Orlando, Pinellas	15
Winter Garden, Lake	15
Murdock, Charlotte	14
Choctaw Beach, Okaloosa	14
Kingsley Lake, Bradford	14
Copeland, Collier	14
Los Angeles, Dade	14
Wahneta, Polk	14
Durant, Hillsborough	14
Laurel Hill, Walton	14
Virginia Gardens, Dade	14
Mount Plymouth, Lake	13
Holder, Citrus	13
Elfers, Pasco	13
Roseland, Indian River	13
Gonzalez, Escambia	13
Steinhatchee, Dixie	13
Grandin, Putnam	13
Long Boat Key, Manatee	13
Orlando, Brevard	13
Saint George Island, Franklin	13
Unknown, Dade	13
Alys Beach, Bay	13
Fort Charlotte, Charlotte	13
Gibsonia, Polk	12
East Lake, Marion	12
Redington Beach, Pinellas	12
Missing, Sarasota	12
Goldenrod, Seminole	12
Captiva, Lee	12
Umatilla, Marion	12
Naples, Lee	12
Pensacola Beach, Escambia	12
Rosemary Beach, Walton	12
Leisure City, Dade	12
Citrus Hills, Citrus	12
Fanning Springs, Gilchrist	12
Missing, Putnam	12

# COVID-19: characteristics of 2,235,969 Florida resident cases

Data through May 11, 2021 verified as of May 12, 2021 at 09:25 AM

Data in this report are provisional and subject to change.

The table below includes the cities and counties of residence for cases in Florida residents based on the patient's ZIP Code.

Note that city is not always received as part of the initial notification and may be missing while the case is being investigated.

City and county	Cases
Greenville, Taylor	11
Day, Lafayette	11
Cypress, Jackson	11
Deerfield Beach, Palm Beach	11
Missing, Polk	11
Sea Ranch Lakes, Broward	11
Telogia, Liberty	10
Missing, Taylor	10
Innovation, Pasco	10
University Park, Manatee	10
Worthington Springs, Union	10
Haines Creek, Lake	10
Forest City, Seminole	10
Missing, Nassau	10
Ozona, Pinellas	10
Rubonia, Manatee	10
Seacrest, Walton	10
Briny Breezes, Palm Beach	10
Basinger, Okeechobee	10
Perrine, Dade	10
Orlando, Leon	10
Orlando, Duval	10
Saint Augustine, Duval	9
West Delray Beach, Palm Beach	9
Grant Valkaria, Brevard	9
High Springs, Columbia	9
Nobleton, Hernando	9
Ybor City, Hillsborough	9
Lloyd, Jefferson	9
Lamont, Madison	9
Pine Ridge, Citrus	9
Beverly Beach, Flagler	9
Saint Augustine Beach, St. Johns	9
Putnam Hall, Putnam	9
Ferndale, Lake	9
Cottdale, Washington	9
Barberville, Volusia	9
Scottsmoor, Brevard	9
Palma Sola, Manatee	9
Missing, Clay	8
Jerome, Collier	8
Ponce De Leon, Walton	8
Fairfield, Marion	8
Cross Creek, Alachua	8
Missing, Jackson	8
Indian Shores, Pinellas	8
Quail Heights, Dade	8
Palm City, St. Lucie	8
Seybold, Dade	8
White City, Gulf	8
Keystone Heights, Bradford	8
Anastasia Island, St. Johns	8
Salem, Taylor	8
Oneco, Manatee	8
Orange Springs, Marion	8
Weirsdale, Lake	8
Evinston, Alachua	8
Inglis, Citrus	7
Fernandina, Nassau	7

# COVID-19: characteristics of 2,235,969 Florida resident cases

Data through May 11, 2021 verified as of May 12, 2021 at 09:25 AM

Data in this report are provisional and subject to change.

The table below includes the cities and counties of residence for cases in Florida residents based on the patient's ZIP Code.

Note that city is not always received as part of the initial notification and may be missing while the case is being investigated.

City and county	Cases
East Rockland Key, Monroe	7
Missing, Flagler	7
Orange Park, Duval	7
Port Saint John, Brevard	7
Orlando, Pasco	7
Longboat Key, Sarasota	7
Morrison, Marion	7
Switzerland, St. Johns	7
Maitland, Volusia	7
Aripeka, Pasco	7
Valkaria, Brevard	7
River Ranch, Polk	7
Niceville, Walton	7
Okeechobee, Glades	7
Orlando, Alachua	7
Punta Gorda, Lee	6
Deland, Lake	6
Holt, Santa Rosa	6
Inlet Beach, Bay	6
Missing, Leon	6
Orlando, Flagler	6
Orlando, Marion	6
Oklawaha, Marion	6
Shady Grove, Taylor	6
Sunny Hills, Washington	6
Port Salerno, Martin	6
Ridge Manor Estates, Sumter	6
Winter Park, Polk	6
Winderemere, Orange	6
Maitland, Hillsborough	6
Lake Worth, Broward	6
Grove City, Charlotte	6
Bruce, Holmes	6
Coco River, Collier	6
Eglin, Okaloosa	6
Missing, Walton	6
Labelle, Lee	6
Missing, Osceola	6
Miramar, Dade	6
Duck Key, Monroe	6
Newberry, Gilchrist	6
San Carlos Park, Lee	6
Miccosukee, Leon	6
Glenwood, Volusia	6
Clarcona, Orange	6
Orchid, Indian River	6
Point Washington, Walton	6
Mayport Naval Station, Duval	6
Lake Butler, Bradford	6
Maitland, Osceola	6
Missing, Unknown	6
Bradenton, Sarasota	6
Ocoee, Lake	6
Okeechobee, Martin	5
Orlando, Manatee	5
Pompano Beach, Palm Beach	5
Passport, Unknown	5
Wakulla Springs, Wakulla	5
Cypress Gardens, Polk	5

# COVID-19: characteristics of 2,235,969 Florida resident cases

Data through May 11, 2021 verified as of May 12, 2021 at 09:25 AM

Data in this report are provisional and subject to change.

The table below includes the cities and counties of residence for cases in Florida residents based on the patient's ZIP Code.

Note that city is not always received as part of the initial notification and may be missing while the case is being investigated.

City and county	Cases
Island Grove, Alachua	5
Missing, Alachua	5
Delray Beach, Broward	5
Alys Beach, Walton	5
Seacrest, Bay	5
Williston, Marion	5
Okeechobee, Osceola	5
Cape Haze, Charlotte	5
Bayou George, Bay	5
Boynton Beach, Broward	5
Fort Lauderdale, Palm Beach	5
Jacksonville Naval Air Station, Duval	5
Missing, Highlands	5
Missing, Columbia	5
Ebro, Bay	5
Highland Park, Polk	5
Los Angeles, Broward	5
Westchester, Dade	5
Mid Florida, Seminole	5
Ocean Breeze, Martin	5
Milton, Escambia	5
Missing, Hernando	5
Jacksonville, Clay	5
Greenville, Jefferson	5
Mayport, Duval	5
Clermont, Polk	5
Pass, Unknown	5
Stuart, St. Lucie	5
Lake Geneva, Clay	5
Miami, Palm Beach	5
Loxahatchee Groves, Palm Beach	4
Live Oak, Madison	4
West Bradenton, Manatee	4
Marina Del Rey, Dade	4
Melrose, Bradford	4
Jacksonville, Dade	4
Arcadia, Hillsborough	4
Lake Harbor, Palm Beach	4
Glen Ridge, Palm Beach	4
Coconut Creek, Palm Beach	4
Orem, Palm Beach	4
Branford, Gilchrist	4
Clewiston, Palm Beach	4
Conch Key, Monroe	4
North Fort Myers, Charlotte	4
Sharpes, Brevard	4
Sugarloaf, Monroe	4
Wacissa, Jefferson	4
Lamont, Taylor	4
Lazy Lake, Broward	4
Sandestin, Walton	4
Pompano Beach, Dade	4
Bella Collina, Lake	4
Bonnie, Dade	4
El Jobean, Charlotte	4
Marathon Shores, Monroe	4
Hinsdale, Manatee	4
Jonesville, Alachua	4
International Service Center, Dade	4

# COVID-19: characteristics of 2,235,969 Florida resident cases

Data through May 11, 2021 verified as of May 12, 2021 at 09:25 AM

Data in this report are provisional and subject to change.

The table below includes the cities and counties of residence for cases in Florida residents based on the patient's ZIP Code.

Note that city is not always received as part of the initial notification and may be missing while the case is being investigated.

City and county	Cases
Indian Rock Beach, Pinellas	4
Cape San Blas, Gulf	4
Bowling Green, Polk	4
Plantation Key, Monroe	4
North Miami Beach, Broward	4
Monticello, Madison	3
Samoset, Manatee	3
Vernon, Bay	3
Apopka, Lake	3
Crestview, Walton	3
Cross Key, Monroe	3
Fernandina Beach, Duval	3
Fpo, Duval	3
Green Cove Springs, Duval	3
Mayport Naval Housing, Duval	3
Julington Creek, St. Johns	3
Jupiter Island, Martin	3
Kathleen, Pasco	3
Marco Island, Lee	3
Mims, Volusia	3
Miami Beach, Unknown	3
Missing, Washington	3
Ocean Reef Club, Monroe	3
Alford, Washington	3
Altamonte Springs, Orange	3
Port St. Lucie, St. Lucie	3
Orlando, Escambia	3
Pass-A-Grille, Pinellas	3
Winter Park, Volusia	3
Vero Beach, St. Lucie	3
Land O Lakes, Hillsborough	3
Lady Lake, Marion	3
Homeless, Hillsborough	3
Jacksonville , Duval	3
Brooklyn, Broward	3
Ft Pierce, St. Lucie	3
Westville, Walton	3
Milligan, Okaloosa	3
Orlo Vista, Orange	3
Pembroke Lakes, Broward	3
Sorrento, Orange	3
Stuart, Palm Beach	3
University Of Central Fl, Hillsborough	3
Coraopolis, Citrus	3
Champions Gate, Osceola	3
Chicago, Lee	3
Bristol, Calhoun	3
Aventura, Broward	3
Jacksonville, Alachua	3
Marina Del Rey, Broward	3
Pp, Dade	3
Woodside, Broward	3
Wimauma, Manatee	3
Brewton, Escambia	3
Apopka, Broward	3
Lanark Village, Franklin	3
Maitland, Polk	3
Inverness, Polk	3
Pass, Dade	3



# COVID-19: characteristics of 2,235,969 Florida resident cases

Data through May 11, 2021 verified as of May 12, 2021 at 09:25 AM

Data in this report are provisional and subject to change.

The table below includes the cities and counties of residence for cases in Florida residents based on the patient's ZIP Code.

Note that city is not always received as part of the initial notification and may be missing while the case is being investigated.

City and county	Cases
Vero Beach, Brevard	3
Miami Shores, Broward	3
Pineland, Lee	3
Tampa Palms, Hillsborough	3
Tampa, Pinellas	3
Tarpon Springs, Pasco	3
Winter Garden, Seminole	3
Clermont, Orange	3
Ludlam, Dade	3
Laurel, Sarasota	3
West Palm Beach, Broward	3
Wildwood, Marion	3
Village Of Golf, Palm Beach	3
Palm Coast, Volusia	3
Port Saint Lucie, Martin	3
Saint Augusaintine Beach, St. Johns	3
Saint Petersburg, Hillsborough	3
Lynbrook, Broward	3
Loxahatchee, Broward	3
Miami, Orange	3
Lakeland, Hillsborough	3
Lake City, Duval	3
Immokalee, Lee	3
Hallandale Beach, Dade	3
Bradington, Manatee	3
Blountstown, Liberty	3
Blountstown, Jackson	2
Alligator Point, Franklin	2
Crawfordville, Leon	2
Eatonville, Lake	2
Lawtey, Union	2
Miami, Hillsborough	2
Lutz, Pinellas	2
Lehigh Acres, Dade	2
Los Angeles, Okaloosa	2
Louisville, Manatee	2
Phoenix, Lake	2
Orlando, Unknown	2
Opa Locka, Broward	2
None, Dade	2
Navarre, Okaloosa	2
Mount Pleasant, Gadsden	2
University Of Central Florida, Brevard	2
Seven Springs, Pasco	2
West Villages, Sarasota	2
Upper Key Largo, Monroe	2
Zellwood, Lake	2
Lecanto, Marion	2
Lake Helen, Orange	2
Maitland, Leon	2
Melrose, Alachua	2
Fort Pierce, Martin	2
Fort Myers, Collier	2
Doctors Inlet, Clay	2
Bronx, Seminole	2
Bonifay, Jackson	2
Bonnie, Duval	2
Bonnie, Sarasota	2
West Palm Beach, Dade	2

# COVID-19: characteristics of 2,235,969 Florida resident cases

Data through May 11, 2021 verified as of May 12, 2021 at 09:25 AM

Data in this report are provisional and subject to change.

The table below includes the cities and counties of residence for cases in Florida residents based on the patient's ZIP Code.

Note that city is not always received as part of the initial notification and may be missing while the case is being investigated.

City and county	Cases
Weston, Dade	2
Winter Park, Leon	2
Orlando, Charlotte	2
Palm Springs North, Dade	2
Redland, Dade	2
St John, Broward	2
Olustee, Baker	2
Orlando, Santa Rosa	2
West Point, Lee	2
University Of Central Florida, Broward	2
Saint Teresa, Wakulla	2
Miamt, Dade	2
North Miami, Broward	2
Orlando, Okaloosa	2
Knoxville, Escambia	2
Maitland, Pasco	2
Homeless, Dade	2
Florida Power & Light Co, Dade	2
Amelia City, Nassau	2
Alligator Point, Wakulla	2
Chipley, Jackson	2
Maitland, Lake	2
Killarney, Orange	2
Jan Phyl Village, Polk	2
Hialeah Lakes, Dade	2
Hialeah, Orange	2
Moore Haven, Hendry	2
Naples, Broward	2
Cassadaga, Volusia	2
Fort Walton Beach, Walton	2
Duke Field Air Force Station, Okaloosa	2
Dunnellon, Levy	2
Yalhala, Lake	2
Pp, Unknown	2
Provo, Broward	2
University Of Central Florida, Palm Beach	2
University Of Central Florida, Pinellas	2
Sumatra, Liberty	2
Pensacola, Santa Rosa	2
Melrose, Clay	2
Longview, Dade	2
Kissimmee, Unknown	2
Jacksonville Naval Hospital, Duval	2
Hosford, Calhoun	2
Dfafs, Okaloosa	2
Wauchula, Desoto	2
Yeehaw, Okeechobee	2
Tampa, Hernando	2
Saint Lucie Village, St. Lucie	2
Sebring, Desoto	2
Noma, Holmes	2
Ormond Beach, Flagler	2
Pembroke Pines, Dade	2
Northport, Sarasota	2
Sutton, Pasco	2
Saint Marys, Nassau	2
Port Saint Lucie, Palm Beach	2
Red Bay, Holmes	2
Woodstock, Lee	2

# COVID-19: characteristics of 2,235,969 Florida resident cases

Data through May 11, 2021 verified as of May 12, 2021 at 09:25 AM

Data in this report are provisional and subject to change.

The table below includes the cities and counties of residence for cases in Florida residents based on the patient's ZIP Code.

Note that city is not always received as part of the initial notification and may be missing while the case is being investigated.

City and county	Cases
Windermere, Lake	2
West Lafayette, Broward	2
Tequesta, Martin	2
Fort Lauderdale, Alachua	2
Bay Harbor Islands, Unknown	2
Alachua, Duval	2
Carl Fisher, Dade	2
Cross City, Taylor	2
Inwood, Broward	2
Jupiter, Dade	2
Micanopy, Marion	2
Union, Manatee	2
University Of Central Fl, Seminole	2
Venice, Dade	2
Winter Springs, Orange	2
Windermere, Hillsborough	2
Pompano Beach, Osceola	2
Port Charlotte, Lee	2
Sand Lake, Orange	2
Swansea, Lee	2
At Large, Broward	2
Boys Ranch, Suwannee	2
Eatonville, Polk	2
Okeechobee, Highlands	2
New Port Richey, Hillsborough	2
Miami, Martin	2
Long Beach, Orange	2
Labelle, Collier	2
Jena, Taylor	2
Fort Pierce, Brevard	2
Marysville, Dade	2
Lake Clarke Shores, Palm Beach	2
Fl State Univ Student, Leon	2
Defuniak Springs, Okaloosa	2
Cibolo, Orange	2
Claysville, Hernando	2
Crescent Beach, Sarasota	2
Callahan, Duval	2
Tampa, Broward	2
Tarpon Springs, Hillsborough	2
Port Canaveral, Brevard	2
South Miami, Broward	2
Monument, Broward	2
Orlando, St. Lucie	2
Orlando, Walton	1
Oviedo, Lake	1
Orlando, St. Johns	1
Ocala, Duval	1
Orem, Dade	1
Orlando, Citrus	1
Orlando, Collier	1
Orlando, Hernando	1
Morrisville, Palm Beach	1
Myrtle Beach, Broward	1
Nashville, Palm Beach	1
North Brunswick, St. Lucie	1
North Grafton, Dade	1
Notrealville, Polk	1
St Cloud, Orange	1

# COVID-19: characteristics of 2,235,969 Florida resident cases

Data through May 11, 2021 verified as of May 12, 2021 at 09:25 AM

Data in this report are provisional and subject to change.

The table below includes the cities and counties of residence for cases in Florida residents based on the patient's ZIP Code.

Note that city is not always received as part of the initial notification and may be missing while the case is being investigated.

City and county	Cases
St Helena Is, Dade	1
Rye, Palm Beach	1
Saint Petersburg, Bay	1
Plantation, Leon	1
Pooler, Broward	1
Pensacola, Dade	1
Panomo City, Bay	1
Parrish, Sarasota	1
Ridgewood, Lee	1
Roayl Palm Beach, Palm Beach	1
Roseville, Broward	1
Punta Gorda, Sarasota	1
Putnam, Putnam	1
Tinley Park, Manatee	1
Twentynine Palms, Broward	1
Vernon, Walton	1
Unknown, Manatee	1
Venezuela, Unknown	1
Waukesha, Volusia	1
Whippany, Volusia	1
Wilmington, Charlotte	1
Windermere, Alachua	1
Winfield, Hillsborough	1
Winter Garden, Unknown	1
Winter Park, Brevard	1
Xifamk, Dade	1
Buffalo, Dade	1
Canton, Duval	1
Brunswick, Polk	1
Bryceville, Duval	1
Bradentom, Manatee	1
Bradenton, Lee	1
Boca Raton, Dade	1
Boca Raton, Madison	1
Bogota, Unknown	1
Bal Harbour, Broward	1
Atlanta, Walton	1
Attalla, Broward	1
Auburn, Palm Beach	1
Autaugaville, Broward	1
Apopka, Volusia	1
Alachua, Suwannee	1
Alafaya, Broward	1
Alafaya, Pinellas	1
Crestview, Broward	1
Clearwater, Leon	1
Charlotte, Alachua	1
Crystal River, Marion	1
Dade City, Unknown	1
Dalecity, Okaloosa	1
Daytona Beach, Orange	1
Deerfield Beach, Polk	1
Dona Vista, Lake	1
East Setauket, Palm Beach	1
El Dorado, Palm Beach	1
Fayetteville, Broward	1
Fellsmere, Brevard	1
Florida City, Unknown	1
Fort Lauderdale, Collier	1

# COVID-19: characteristics of 2,235,969 Florida resident cases

Data through May 11, 2021 verified as of May 12, 2021 at 09:25 AM

Data in this report are provisional and subject to change.

The table below includes the cities and counties of residence for cases in Florida residents based on the patient's ZIP Code.

Note that city is not always received as part of the initial notification and may be missing while the case is being investigated.

City and county	Cases
Fort Myers, Alachua	1
Fleming Island, Duval	1
Glen Saint Mary, Duval	1
Golf, Palm Beach	1
Gainesville, Levy	1
Greensboro, Leon	1
Great Neck, Dade	1
Jacksonville, Baker	1
Jacksonville, Marion	1
Jupiter Inlet, Palm Beach	1
Holiday, Hillsborough	1
Immokalee, Walton	1
Lake Forest, Collier	1
Key West, Palm Beach	1
Kilgore, Dade	1
Land O Lakes, Unknown	1
Lawton, Okaloosa	1
Levittown, Palm Beach	1
Lima, Manatee	1
Lima, Volusia	1
Macclenny, Dixie	1
Madison, Jefferson	1
Maitland, Collier	1
Merrick, Palm Beach	1
Metter, Manatee	1
Miami, Osceola	1
Miamiardens, Unknown	1
Miamksaohes, Dade	1
Mokena, Lee	1
Indianapolis, Lee	1
Jupiter, Pinellas	1
Kansas City, Palm Beach	1
Los Angeles, Orange	1
Maitland, Palm Beach	1
Lake In The Hills, Broward	1
Litchfield Park, Monroe	1
Littleton, St. Johns	1
Milford, Bay	1
Milford, Unknown	1
Marianna, Leon	1
Marianna, Washington	1
Mary Esther, Hillsborough	1
Melbourne, Volusia	1
Mattoon, Lee	1
Newaygo, Charlotte	1
North Port, Charlotte	1
Opa Locka, Orange	1
Missing, Franklin	1
Na, Dade	1
Naples, Unknown	1
New Canaan, Dade	1
Eureka, Flagler	1
Evansville, Citrus	1
Denton, Broward	1
Destin, Bay	1
Dpo, Dade	1
Crescent City, Marion	1
Commerce Township, Manatee	1
Crawfordville, Alachua	1

# COVID-19: characteristics of 2,235,969 Florida resident cases

Data through May 11, 2021 verified as of May 12, 2021 at 09:25 AM

Data in this report are provisional and subject to change.

The table below includes the cities and counties of residence for cases in Florida residents based on the patient's ZIP Code.

Note that city is not always received as part of the initial notification and may be missing while the case is being investigated.

City and county	Cases
Fort Lauderdale, Lee	1
Fort Myers, Polk	1
Fort Worth, Broward	1
Franklin, Orange	1
Frostproof, Highlands	1
Gainesville, Palm Beach	1
Gainesville, Santa Rosa	1
Glens Falls, Broward	1
Gwynn Oak, Polk	1
Brewster, Palm Beach	1
Brownsville, Escambia	1
Bryant, Palm Beach	1
Bonnie, St. Johns	1
Clearwater, Hillsborough	1
Coal City, Pasco	1
Celebration, Orange	1
Chicago, Broward	1
Austin, Dade	1
Apo, Collier	1
Big Torch Key, Monroe	1
Black, Holmes	1
Boca Raton, Lee	1
8852 Teacher Ln, Pasco	1
Addison, Pasco	1
Apopka, Citrus	1
Apopka, Hillsborough	1
Arabi, Orange	1
Tampa, Citrus	1
Tampa, Duval	1
Surfside Beach, Orange	1
Sun City Center, Lee	1
Temple, Palm Beach	1
Unknown, Duval	1
Upland, Manatee	1
Valrico, Polk	1
Saint Charles, Orange	1
Saint Petersburg, Duval	1
Saint Petersburg, Manatee	1
St Peterburg, Orange	1
Staten Island, Broward	1
Stiamk, Dade	1
Summerdale, Escambia	1
Scottsdale, Brevard	1
Scottsdale, Palm Beach	1
Pittsburgh, Alachua	1
Playa Del Rey, Palm Beach	1
Plymouth, Pasco	1
Port Saint Lucie, Marion	1
Roswell, Bay	1
Royal Palm, Palm Beach	1
Ruskin, Dade	1
Ruskin, Manatee	1
Pensacola Naval Hospital, Escambia	1
Oviedo, Orange	1
Pace, Escambia	1
Painted Post, Pasco	1
Palatka, Marion	1
Winnetka, Dade	1
Winter Garden, Osceola	1

# COVID-19: characteristics of 2,235,969 Florida resident cases

Data through May 11, 2021 verified as of May 12, 2021 at 09:25 AM

Data in this report are provisional and subject to change.

The table below includes the cities and counties of residence for cases in Florida residents based on the patient's ZIP Code.

Note that city is not always received as part of the initial notification and may be missing while the case is being investigated.

City and county	Cases
Winter Haven, Leon	1
Winter Haven, Osceola	1
Winter Park, Duval	1
Winter Park, Palm Beach	1
Winter Springs, Polk	1
Youngstown, Washington	1
West Hollywood, Broward	1
Wabasha, Clay	1
Wakefield, Broward	1
Waverly, Duval	1
Wekiwa Springs, Orange	1
Wildwood, Lee	1
Willington, Lee	1
Mckinney, Broward	1
Miamc, Dade	1
Matawan, Palm Beach	1
Milford, Lee	1
Missing, Levy	1
Missing, Okeechobee	1
Monroe Township, Palm Beach	1
Monroe, Lee	1
Moore Haven, Okeechobee	1
Lake Butler, Alachua	1
Ldhl, Broward	1
Las Vegas, Palm Beach	1
Longwood, Volusia	1
Leesburg, Seminole	1
Lincoln, St. Lucie	1
Little Neck, Lee	1
Jupiter, St. Lucie	1
Kenilworth, Leon	1
Irvine, Marion	1
Istachatta, Hernando	1
Jacksonville, Orange	1
Jefferson, Dade	1
Jonesboro, Leon	1
Key West, Duval	1
Keys West, Unknown	1
Kingsland, Nassau	1
Knoxville, Bay	1
Homeless, Monroe	1
Homeless, Pinellas	1
Howell, Dade	1
Hudson, Hernando	1
Hoclywsod, Dade	1
Holiday, Pinellas	1
Intrcsion Cty, Osceola	1
Inverness, Marion	1
Indian Rocks Beach, Duval	1
Indiantown, Palm Beach	1
Inglewood, Sarasota	1
Dallas, Hernando	1
Dearborn, Broward	1
Deer Park, Dade	1
Deerfield, Dade	1
Deland, Seminole	1
Carmel, Orange	1
Cedar Springs, Hernando	1
Caracas, Dade	1

# COVID-19: characteristics of 2,235,969 Florida resident cases

Data through May 11, 2021 verified as of May 12, 2021 at 09:25 AM

Data in this report are provisional and subject to change.

The table below includes the cities and counties of residence for cases in Florida residents based on the patient's ZIP Code.

Note that city is not always received as part of the initial notification and may be missing while the case is being investigated.

City and county	Cases
Alpharetta, Broward	1
O, Manatee	1
Acworth, Okaloosa	1
Apopka, Clay	1
Asheville, Highlands	1
Astoria, Broward	1
Atmore, Escambia	1
Bartow, Hardee	1
Bel Air, Collier	1
Berryton, Palm Beach	1
Brooklyn, Dade	1
Brooklyn, Lee	1
Bonnie, Broward	1
Boston, Broward	1
Fort Lauderdale, Leon	1
Fort Myers, Sarasota	1
Fort Pierce, Palm Beach	1
Fort White, Clay	1
Erie, Monroe	1
Fisher Island, Unknown	1
Dayton, Lake	1
Daytona Beach, Pinellas	1
East Palatka, Hillsborough	1
Eastpoint, Leon	1
Deltona, Seminole	1
Doral, Unknown	1
Downingtown, Broward	1
Downingtown, Hillsborough	1
Dpo, Santa Rosa	1
Garden City, Alachua	1
Gaylord, Orange	1
Goodrich, Charlotte	1
Gotcha, Orange	1
Greensburg, Palm Beach	1
Harpers Ferry, Palm Beach	1
Haines City, Osceola	1
Hernando, Marion	1
Hialeah, Collier	1
Helen, Bay	1
Topsham, Manatee	1
Town Of Nocatee, St. Johns	1
Troy, Manatee	1
Unkn, Duval	1
Sunbright, Palm Beach	1
Venetian Islands, Dade	1
West Yarmouth, St. Lucie	1
West Aplm Beach, Palm Beach	1
Waipahu, Santa Rosa	1
Ward, Polk	1
Wellborn, Columbia	1
Winter Garden, Duval	1
Woodbine, Nassau	1
Yulee, St. Johns	1
Zephyrhills, Hillsborough	1
Rileyville, Flagler	1
Prattville, Hillsborough	1
Prestonsburg, Bay	1
Quincy, Jackson	1
Rapid City, Broward	1



# COVID-19: characteristics of 2,235,969 Florida resident cases

Data through May 11, 2021 verified as of May 12, 2021 at 09:25 AM

Data in this report are provisional and subject to change.

The table below includes the cities and counties of residence for cases in Florida residents based on the patient's ZIP Code.

Note that city is not always received as part of the initial notification and may be missing while the case is being investigated.

City and county	Cases
Saint Joseph, Volusia	1
Russellville, Bay	1
Sagamore Beach, Charlotte	1
Saint Augustine, Broward	1
Saint Cloud, Palm Beach	1
Sweetwater, Manatee	1
Syracuse, Polk	1
Tallahassee, Dade	1
Tamarac, Dade	1
Tavares, Orange	1
Suitland, Volusia	1
San Antonio, Orange	1
Seminole, Leon	1
Shirley, Flagler	1
Oakland, Lee	1
North Palm Beach, Orange	1
Oldsmar, Hillsborough	1
Olean, Alachua	1
Myakka City, Sarasota	1
New Middletown, Hillsborough	1
New Port Richey, Pinellas	1
Newberry, Marion	1
Newtown, Lake	1
Petersburg, Manatee	1
Piasa, Putnam	1
Palmetto, Pasco	1
Parma, Manatee	1
Pass-A-Grille Beach, Pinellas	1
Other, Dade	1
Palmetto Bay, Palm Beach	1
Pembroke Pines, Orange	1
Pensacola, Sumter	1
Perth Amboy, Hillsborough	1
Powell, Lee	1
Randolph, Orange	1
Rivera Beach, Palm Beach	1
Paducah, Manatee	1
Orlando, Jackson	1
Orlando, Lee	1
Panama City, Unknown	1
Oldsray, Manatee	1
Ocala, Citrus	1
Ocoee, Unknown	1
Odessa, Dade	1
Newberry, Levy	1
New Vernon, Palm Beach	1
Seffenner, Hillsborough	1
Seminole, Lee	1
Saint Petersburg, Charlotte	1
Port Orange, Brevard	1
Saint Augustine, Flagler	1
Saint George, Baker	1
Summerfield, Unknown	1
Suntise, Dade	1
Tallahassee, Madison	1
Tallahassee, Pinellas	1
Sanford, Orange	1
Stratford, Broward	1
South Hempstead, Alachua	1

# COVID-19: characteristics of 2,235,969 Florida resident cases

Data through May 11, 2021 verified as of May 12, 2021 at 09:25 AM

Data in this report are provisional and subject to change.

The table below includes the cities and counties of residence for cases in Florida residents based on the patient's ZIP Code.

Note that city is not always received as part of the initial notification and may be missing while the case is being investigated.

City and county	Cases
Windermere, Volusia	1
Wtixrat, Dade	1
Watersound, Bay	1
White Plains, Broward	1
Whites Creek, Leon	1
University Of Central Florida, Lee	1
Toms River, Lee	1
Tourist, Dade	1
Unk, Duval	1
Trenton, Dixie	1
Ventura, Orange	1
Vero Beach, Unknown	1
Dover, Lee	1
Davenport, Lake	1
Dayton, Citrus	1
Dayton, Orange	1
Dearborn Heights, Hillsborough	1
Dearborn, Dade	1
Floral, Okaloosa	1
Forestville, Volusia	1
Edgewood, Broward	1
Elkton, Putnam	1
Cincinnati, Dade	1
Chesterfield, Broward	1
Carteret, Polk	1
Connellsville, Highlands	1
Armstrong, St. Johns	1
Atl, Brevard	1
Alva, Escambia	1
Andalusia, Escambia	1
Arcadia, Highlands	1
Baker, Santa Rosa	1
Belleville, Palm Beach	1
Belmont, Santa Rosa	1
Blountstown, Broward	1
Bronson, Alachua	1
Brooker, Alachua	1
Brandon, Pinellas	1
Bradenton, Clay	1
Bonita, Lee	1
Bocaraten, Palm Beach	1
Hudson, Pinellas	1
Hoosick Falls, Broward	1
Indian Rock Beach, Palm Beach	1
Interlachen, Duval	1
Kaclsonville, Duval	1
Kechi, Orange	1
Fort Myers, Broward	1
Gainesville, Okaloosa	1
Greenbrier, Bay	1
Greenville, Palm Beach	1
Groveland, Orange	1
Hialeahgardens, Dade	1
Hiram, Leon	1
Kure Beach, Monroe	1
Lakeland, Palm Beach	1
Leesburg, Broward	1
Longwood, Broward	1
Lucedale, St. Lucie	1

# COVID-19: characteristics of 2,235,969 Florida resident cases

Data through May 11, 2021 verified as of May 12, 2021 at 09:25 AM

Data in this report are provisional and subject to change.

The table below includes the cities and counties of residence for cases in Florida residents based on the patient's ZIP Code.

Note that city is not always received as part of the initial notification and may be missing while the case is being investigated.

City and county	Cases
Macclenny, Duval	1
Mantua, Broward	1
Jacksonville, Nassau	1
Mexico, Orange	1
Mayaguez, Dade	1
Miami Gardens, Unknown	1
Middletown, Osceola	1
Missing, Gilchrist	1
Nantucket, Palm Beach	1
Monroe, Hillsborough	1
Plant City, Hendry	1
Plant City, Pinellas	1
Plantation, Unknown	1
Richmond Heights, Dade	1
Ridge Manor, Hernando	1
Riverview, Pinellas	1
Rochester, Lee	1
Rosemary Beach, Bay	1
Saint Cloud, Orange	1
Ponce, Orange	1
Port Saint Lucie, Duval	1
Pound Ridge, Leon	1
Orlando, Highlands	1
Orem, Nassau	1
Olando, Orange	1
Parlin, Broward	1
Summerville, Dade	1
Tallahassee, Escambia	1
Telluride, Lee	1
Tinley Park, Lee	1
University Of Central FI, Dade	1
Stockbridge, Leon	1
Sullivans Island, Dade	1
Tampa, Lee	1
Tampa, Polk	1
Saint Petersburg, Dade	1
San Juan, Osceola	1
San Pedro Sula, Dade	1
Sandy, Duval	1
Southampton, Palm Beach	1
South Otselic, Dade	1
Sevierville, Dade	1
West Lafayette, Desoto	1
West Simsbury, Collier	1
Winter, Pinellas	1
Windermere, Polk	1
Winter Park, Lake	1
Wayne, Dade	1
Downers Grove, St. Lucie	1
Export, Palm Beach	1
Fort Myers, Lake	1
Felda, Palm Beach	1
Flagler Beach, Volusia	1
Flora, Lee	1
Fruitland Park, Sumter	1
Gainesville, Marion	1
Gastonia, Polk	1
Fresno, Pasco	1
Green, Clay	1

# COVID-19: characteristics of 2,235,969 Florida resident cases

Data through May 11, 2021 verified as of May 12, 2021 at 09:25 AM

Data in this report are provisional and subject to change.

The table below includes the cities and counties of residence for cases in Florida residents based on the patient's ZIP Code.

Note that city is not always received as part of the initial notification and may be missing while the case is being investigated.

City and county	Cases
Greensburg, Orange	1
Greenville, Monroe	1
Groveland, Broward	1
Gulf Shores, Escambia	1
Clearwater, Highlands	1
Columbia, Orange	1
Coral Gables, Unknown	1
Crestview, Dade	1
Dade City, Polk	1
Darien, Pasco	1
Delrey Beach, Palm Beach	1
Arcadia, Charlotte	1
Aspen, Palm Beach	1
Atl, Broward	1
Atlanta, Broward	1
Aurburndale, Polk	1
Aventura, Unknown	1
Azalea Park, Sarasota	1
Biscayne Park, Broward	1
Alpharetta, Alachua	1
Apalachicola, Leon	1
Brooksville, Columbia	1
Bryn Mawr, Collier	1
Canfield, Duval	1
Naugatuck, Lee	1
Myakka, Duval	1
Newport Beach, Palm Beach	1
North Adams, Manatee	1
North Little Rock, Palm Beach	1
Northville, Broward	1
Ocala, Indian River	1
Ocoee, Broward	1
Ocoee, Polk	1
New Vernon, Sarasota	1
New York, Broward	1
Missing, Hendry	1
Missing, Baker	1
Milford, Palm Beach	1
Minneapolis, Broward	1
Hilliard, Dade	1
Hollywood, Leon	1
Homestead, Monroe	1
Humble, Broward	1
Harrison, Dade	1
Havanna, Gadsden	1
Jacksonville, Flagler	1
Jacksonville, Palm Beach	1
Johns Island, Wakulla	1
Knoxville, Duval	1
Lake City, Volusia	1
Maitland, Unknown	1
Matlacha Island, Lee	1
Melbourne, Dade	1
Melbourne, Orange	1
Miami Beach, Palm Beach	1
Miami Granders, Dade	1
Los Angeles, Polk	1
Lakeland, Pasco	1
Conifer, Lee	1

# COVID-19: characteristics of 2,235,969 Florida resident cases

Data through May 11, 2021 verified as of May 12, 2021 at 09:25 AM

Data in this report are provisional and subject to change.

The table below includes the cities and counties of residence for cases in Florida residents based on the patient's ZIP Code.

Note that city is not always received as part of the initial notification and may be missing while the case is being investigated.

City and county	Cases
Clarksboro, Lee	1
Chipley, Holmes	1
Celebration, Palm Beach	1
Chattanooga, Dade	1
Elbow Lake, Palm Beach	1
Dunellen, Dade	1
Eatonville, Seminole	1
Diamond, Highlands	1
Doral, Broward	1
Cutler Bay, Broward	1
Dale City, Dade	1
Daniel Island, Bay	1
Altamonte, Orange	1
Alva, Collier	1
Amelia Village, Nassau	1
Allentown, Putnam	1
Apple Creek, Citrus	1
Barefoot Beach, Lee	1
Battle Creek, Manatee	1
Avon, Manatee	1
Aventura, Osceola	1
Bryn Mawr, Palm Beach	1
Burkeville, Brevard	1
Camden Wyoming, Duval	1
Casselberry, Orange	1
Boston, Dade	1
Brewster, Volusia	1
Boca Raton,, Palm Beach	1
Bear Grass, Palm Beach	1
Azalea Park, Osceola	1
Fortwalton Beach, Okaloosa	1
Garland, Orange	1
Fort Denaud, Glades	1
Fort Meyers, Lee	1
Fl State Lot, Leon	1
Flamingo Lodge, Dade	1
Fairless Hills, Broward	1
Everett, Dade	1
Homer, Escambia	1
Havana, Leon	1
Hialeah, Unknown	1
Hickory, Lee	1
Longwood, Orange	1
Lehigh Cares, Lee	1
Live Oak, Columbia	1
Loganville, Orange	1
Lake Mary, Lake	1
Lansdale, Lake	1
Lapeer, Manatee	1
Jeffersonville, Broward	1
Oviedo, Leon	1
Old Town, Gilchrist	1
Opa Locka, Polk	1
Orem, Sarasota	1
Ocean City, Broward	1
Newtown, Dade	1
Miami, Charlotte	1
Miamii, Dade	1
Miami Garden, Unknown	1

# COVID-19: characteristics of 2,235,969 Florida resident cases

Data through May 11, 2021 verified as of May 12, 2021 at 09:25 AM

Data in this report are provisional and subject to change.

The table below includes the cities and counties of residence for cases in Florida residents based on the patient's ZIP Code.

Note that city is not always received as part of the initial notification and may be missing while the case is being investigated.

City and county	Cases
Middleburg, Duval	1
Midland, Osceola	1
Missing, Hamilton	1
Missing, Wakulla	1
Monterey, Broward	1
Mumford, Manatee	1
N/A, Duval	1
Naples, Alachua	1
San Antonio, Dade	1
Sanford, Palm Beach	1
Sebastian, Lake	1
Ridgewood, Broward	1
Riverview, Manatee	1
Rochester, Broward	1
Roseland, Palm Beach	1
Republic, Monroe	1
Richmond, Palm Beach	1
Russellville, Hillsborough	1
Saint Augustine, Okaloosa	1
Ponte Vedra Beach, Orange	1
Port Orange , Volusia	1
Port Saint Lucie, Indian River	1
Porter Ranch, Dade	1
Raiford, Bradford	1
Pompano Beach, Alachua	1
University Of Central FI, Pasco	1
Westerville, Hillsborough	1
Windermere, Okaloosa	1
Winter Garden, Hillsborough	1
Wilton Manors, Dade	1
Wilbur By The Sea, Volusia	1
Willowbrook, Lee	1
Wilmington, Pasco	1
Village Of Palm Springs, Palm Beach	1
Virginia Beach, Alachua	1
Wayne, Palm Beach	1
Webster, Pasco	1
Wekiva Springs, Orange	1
Union City, Bradford	1
Steinhatchee, Alachua	1
Tower Lakes, Lee	1
Tallahassee, Wakulla	1
Tampa, Escambia	1
Tampa, Manatee	1
Tangerine, Lake	1
Woodland Hills, Brevard	1
Youngstown, Calhoun	1
Yulee, Duval	1
Palm Coast, Duval	1
Orlando, Union	1
Ovido, Seminole	1
Oxford, Palm Beach	1
Opalocka, Dade	1
North Canton, Palm Beach	1
Oakland, Leon	1
Ocala, Alachua	1
Okeechobee, St. Lucie	1
Miami, Collier	1
Miami, St. Lucie	1

# COVID-19: characteristics of 2,235,969 Florida resident cases

Data through May 11, 2021 verified as of May 12, 2021 at 09:25 AM

Data in this report are provisional and subject to change.

The table below includes the cities and counties of residence for cases in Florida residents based on the patient's ZIP Code.

Note that city is not always received as part of the initial notification and may be missing while the case is being investigated.

City and county	Cases
Marshall, Palm Beach	1
New Richmond, Volusia	1
Steinhatchee, Madison	1
Spring Park, Alachua	1
South Burlington, Orange	1
Sarasota, Charlotte	1
Sarasota, Hillsborough	1
Shannon, Collier	1
Soddy Daisy, Broward	1
Soldotna, Broward	1
Saint Cloud, Lee	1
Saint Johns, Orange	1
San Antonio, Sarasota	1
Sanford, Volusia	1
Rio Dell, Volusia	1
Rochelle, Volusia	1
Port Saint Lucie, Orange	1
Princeton, Alachua	1
Provincetown, Collier	1
Panama City, Walton	1
Perry, Leon	1
Perth Amboy, Monroe	1
Winter Park, Osceola	1
Wood River, Polk	1
Worcester, Palm Beach	1
Wheaton, Lee	1
Wilmington, Broward	1
Wesley Chapel, Alachua	1
Umatilla, Alachua	1
University Of Central Florida, Monroe	1
Tampa, Volusia	1
Tangerine, Seminole	1
Tamarac, Seminole	1
Virginia Beach, Hernando	1
Waco, Broward	1
Washington, Broward	1
Tewksbury, Orange	1
Toms River, Dade	1
Winter Park, Alachua	1
Bronx, Broward	1
Carol Stream, Orange	1
Castleberry, Escambia	1
Buffalo, Palm Beach	1
Bryant, Alachua	1
Alanson, Bay	1
Aollywoss, Dade	1
Apo, Pasco	1
Apopka, Flagler	1
Belleair, Hillsborough	1
Bohealia, Lee	1
Blowing Rock, Polk	1
Dorchester, Orange	1
Estero, Collier	1
Fanning Springs, Levy	1
Felton, Manatee	1
Deland, Polk	1
Cumberland, Palm Beach	1
Dade City, Hillsborough	1
Dallas, Lee	1

# COVID-19: characteristics of 2,235,969 Florida resident cases

Data through May 11, 2021 verified as of May 12, 2021 at 09:25 AM

Data in this report are provisional and subject to change.

The table below includes the cities and counties of residence for cases in Florida residents based on the patient's ZIP Code.

Note that city is not always received as part of the initial notification and may be missing while the case is being investigated.

City and county	Cases
De Leon Springs, Putnam	1
Dearborn, Lee	1
Clear Brook, Lee	1
Charlotte, Pasco	1
Crestview, Holmes	1
College Station, Lake	1
Columbus, Brevard	1
Cookeville, Seminole	1
Cooksville, Duval	1
Fort Myers, Dade	1
Floral, Escambia	1
Gainesville, Baker	1
Gilmer, Dade	1
Grassy Key, Monroe	1
Haledon, Dade	1
Jacksonville, Manatee	1
Jamaica, Broward	1
Kingsland, Duval	1
Kissimmee, Brevard	1
Haverford, Hillsborough	1
Herrin, Orange	1
Jersey City, Polk	1
Miamf, Dade	1
Miami G, Dade	1
Marianna, Calhoun	1
Los Angeles, Palm Beach	1
Lyndhurst, Broward	1
Magnolia Square, Osceola	1
Maitland, Alachua	1
Labelle, Dade	1
Lake In The Hills, Columbia	1
Lake Placid, Alachua	1
Lake Worth Beach, Broward	1
Lemoine, Manatee	1
Lawrence Township, Palm Beach	1
Lander, Citrus	1
Las Vegas, Orange	1
Yukon, Broward	1
Zolfo Springs, Polk	1
Wells, Polk	1
Westbrook, Dade	1
Wichita, Volusia	1
Winder Garden, Orange	1
Windermere, Leon	1
Windermere, Osceola	1
Windermere, Seminole	1
Winter Garden, Broward	1
Winter Garden, Pinellas	1
Winter Park, Broward	1
Sodus, Charlotte	1
Spring Hill , Hernando	1
Spring Hill, Dade	1
Starke, Clay	1
Stone Mountain, Palm Beach	1
Shelton, Manatee	1
Saint Johns, Unknown	1
Sarasota, Flagler	1
Saxis, Lee	1
Schenectady, Polk	1



# COVID-19: characteristics of 2,235,969 Florida resident cases

Data through May 11, 2021 verified as of May 12, 2021 at 09:25 AM

Data in this report are provisional and subject to change.

The table below includes the cities and counties of residence for cases in Florida residents based on the patient's ZIP Code.

Note that city is not always received as part of the initial notification and may be missing while the case is being investigated.

City and county	Cases
Sebring, Lee	1
Tulsa, Orange	1
Washington, Unknown	1
Sun City Center, Hardee	1
Tiffin, Highlands	1
Tallahassee, Duval	1
Tampa, Palm Beach	1
Tavares, Marion	1
Temple Terrace, Pasco	1
New Orleans, Palm Beach	1
Newark, Broward	1
Newburgh, Bay	1
Navarre, Dade	1
Orange City, Seminole	1
Orange Park , Duval	1
Ocoee, Osceola	1
Okeechobee, Broward	1
Orlando, Columbia	1
Orlando, Indian River	1
Orem, Broward	1
Old Town, Alachua	1
Omaha, Palm Beach	1
Ona, Manatee	1
North Pole, Seminole	1
North Port, Lee	1
Oviedo, Brevard	1
Orlando, Sarasota	1
Palm Coast, Polk	1
Pacifica, Dade	1
Parker, Dade	1
Parker, Leon	1
Port Everglades, Broward	1
Plantation, Orange	1
Pompano Beach, Martin	1
Saint Petersburg, St. Lucie	1
Sandford, Seminole	1
Rye, Duval	1
Potomac, Palm Beach	1
Rex, Duval	1
Los Angeles, Hardee	1
Lewisburg, Pasco	1
Littleton, Dade	1
Macdill Air Force Base, Hillsborough	1
Miami, Manatee	1
Miami Beach, Broward	1
Manchester, Okaloosa	1
Margate, Dade	1
Marshall, Dade	1
Medford, Palm Beach	1
Middlesburg, Duval	1
Leesburg, Marion	1
Lake City, Hamilton	1
La Grange, Dade	1
Jerusalem, St. Johns	1
Harrison, Pinellas	1
Granada Hills, Broward	1
Guilford, Dade	1
Holly Ridge, Orange	1
Homeless, Polk	1

# COVID-19: characteristics of 2,235,969 Florida resident cases

Data through May 11, 2021 verified as of May 12, 2021 at 09:25 AM

Data in this report are provisional and subject to change.

The table below includes the cities and counties of residence for cases in Florida residents based on the patient's ZIP Code.

Note that city is not always received as part of the initial notification and may be missing while the case is being investigated.

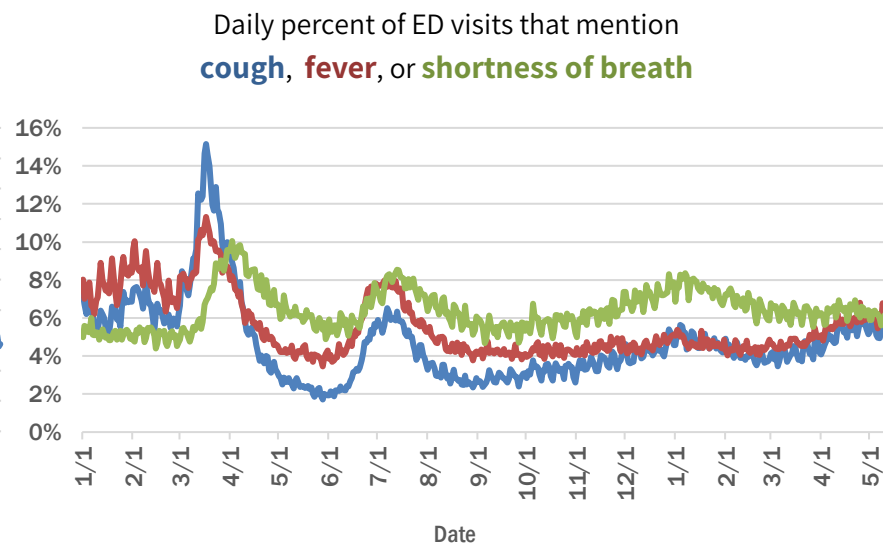
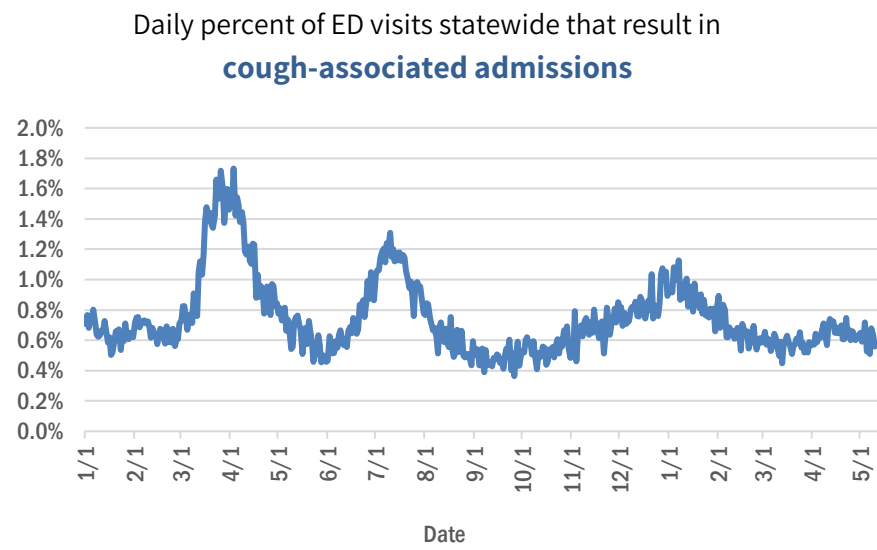
City and county	Cases
Homosassa, Hernando	1
Homossassa, Citrus	1
East Hampton, Palm Beach	1
Foley, Escambia	1
Fort Myers, Manatee	1
Fort Myers, Unknown	1
Fort Myers-, Lee	1
Gainesville, Duval	1
Davenport, Orange	1
Daytona Beach, Unknown	1
Deland, St. Lucie	1
Deltona, Orange	1
Cuttler Bay, Dade	1
Cypress, Leon	1
Coconut Creek, Dade	1
Columbus, Dade	1
Conway, Leon	1
Coventry, Broward	1
Altoona, Marion	1
Argyle, Walton	1
Athens, Duval	1
Bogota, Orange	1
Bal Harbor, Dade	1
Bridgeport, Dade	1
Bristol, Broward	1
Bronx, Palm Beach	1
Cambridge, Broward	1
Bradenton, Dade	1
Bradenton, Osceola	1
Clermont, Seminole	1
Clermont, Volusia	1
Clewiston, Glades	1
<b>Total</b>	<b>2,235,969</b>

# COVID-19: additional surveillance information

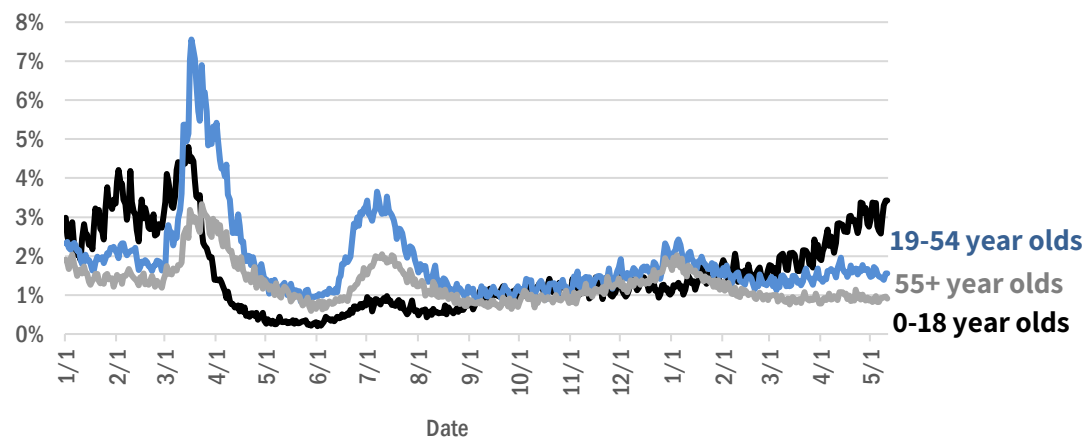
Data through May 11, 2021 verified as of May 12, 2021 at 09:25 AM

Data in this report are provisional and subject to change.

## Statewide emergency department (ED) chief complaint and admission data



Daily percent of ED visits statewide that mention cough by age group



The Electronic Surveillance System for the Early Notification of Community-Based Epidemics (ESSENCE-FL) includes chief complaint data from 211 of 211 Florida EDs. Data are transmitted electronically to ESSENCE-FL daily or hourly.

# COVID-19: testing by laboratory

Data through May 11, 2021 verified as of May 12, 2021 at 09:25 AM

Data in this report are provisional and subject to change.

The numbers in the table below represent the number of Florida and non-Florida residents for whom test results were received by the Department of Health. A person can be tested by more than one laboratory and can have both positive and negative results. **Therefore, the sum of the numbers in each column will be larger than the total number of people tested.**

Reporting lab	Inconclusive	Negative	Positive	Percent positive	Total
CURATIVE LABS	16,617	1,830,758	285,990	13%	2,133,365
LABORATORY CORPORATION OF AMERICA	2,676	1,721,730	233,188	12%	1,957,594
QUEST DIAGNOSTICS	12,508	1,441,320	211,072	13%	1,664,900
BIO REFERENCE LABORATORIES, INC	7,571	991,299	190,976	16%	1,189,846
HELIX	10,844	782,313	135,801	15%	928,958
REALTOX LABS LLC	7,075	633,456	104,053	14%	744,584
NOMI_HEALTH	3,701	609,066	82,979	12%	695,746
RCA LABORATORY SERVICES, LLC/GENETWORX		512,184	57,100	10%	569,284
PALM BEACH BALLPARK		416,291	47,032	10%	463,323
GENETWORX	661	390,596	33,004	8%	424,261
PWNHEALTH	2,372	347,464	48,056	12%	397,892
CDR MAGUIRE - HEALTH CARE CENTER		338,620	51,563	13%	390,183
IMPACT HEALTH BIOMETRIC TESTING, INC	1,054	239,385	28,853	11%	269,292
BPHL-JACKSONVILLE	18	208,092	35,620	15%	243,730
EAST FLORIDA STATE COLLEGE - BREVARD		212,886	26,986	11%	239,872
ADVENTHEALTH LAB	99	195,750	25,115	11%	220,964
FULGENT DIAGNOSTICS LABORATORY	4,255	185,930	21,386	10%	211,571
BPHL-MIAMI	225	178,699	29,143	14%	208,067
NOMI HEALTH LAB SERVICES		172,682	20,008	10%	192,690
MAKO GENOMICS	8,275	147,307	27,140	15%	182,722
AEGIS SCIENCES CORPORATION	1,450	145,133	22,724	13%	169,307
CB SMITH PARK		150,114	18,792	11%	168,906
BAYCARE LABORATORIES LLC	692	152,990	12,724	8%	166,406
MAYO CLINIC LABORATORIES	346	147,352	18,038	11%	165,736
MEMORIAL REGIONAL HOSPITAL SOUTH	31	130,062	25,932	17%	156,025
ORLANDO HEALTH SYSTEM	687	139,588	14,028	9%	154,303
ELABNETWORK	1,059	139,841	12,023	8%	152,923
ASCENSION SACRED HEART HOSPITAL - PENSACOLA	2	119,407	18,200	13%	137,609
BIOCOLLECTIONS WORLDWIDE, INC	777	119,869	13,957	10%	134,603
NORTHWEST LABORATORY	247	121,153	6,479	5%	127,879
AKESOGEN		106,940	20,654	16%	127,594
TESTING MATTERS INC	1,465	104,509	19,726	16%	125,700
BPHL-TAMPA (SPECTRUM BLVD)	46	98,478	18,185	16%	116,709
ADVENT HEALTH LAB	112	101,258	13,955	12%	115,325
UF HEALTH MEDICAL LAB	33	104,966	9,865	9%	114,864
TAMPA GENERAL HOSPITAL	4	104,372	9,935	9%	114,311
MEDICAL DIAGNOSTIC LABORATORIES	977	98,616	14,224	12%	113,817
BAPTIST HEALTH SOUTH FLORIDA	402	91,684	13,523	13%	105,609
DIATHERIX LABORATORIES (VRL EUROFINIS)	1	91,842	13,512	13%	105,355
KORVALABS, INC	1,286	92,724	4,754	5%	98,764
SUNPATH MEDICAL DIAGNOSTICS LABORATORY	848	80,789	12,467	13%	94,104
ASCENSION ST VINCENT'S - RIVERSIDE	2	77,148	10,709	12%	87,859
LAKELAND REGIONAL MEDICAL CENTER	290	77,113	9,947	11%	87,350
JACKSON MEMORIAL HOSPITAL CLINICAL LAB	79	73,759	12,524	15%	86,362
SOUTH MIAMI HOSPITAL LAB	483	75,398	10,372	12%	86,253
MINUTECLINIC LLC		68,708	11,376	14%	80,084
INGENIOUS PERSONALIZED MEDICINE	266	65,549	12,980	16%	78,795

# COVID-19: testing by laboratory

Data through May 11, 2021 verified as of May 12, 2021 at 09:25 AM

Data in this report are provisional and subject to change.

The numbers in the table below represent the number of Florida and non-Florida residents for whom test results were received by the Department of Health. A person can be tested by more than one laboratory and can have both positive and negative results. **Therefore, the sum of the numbers in each column will be larger than the total number of people tested.**

Reporting lab	Inconclusive	Negative	Positive	Percent positive	Total
UF HEALTH SHANDS HOSPITAL	542	68,978	4,904	7%	74,424
AMERICAN HEALTH ASSOCIATES	9	67,417	5,461	7%	72,887
APPLIED INGENUITY DIAGNOSTICS LLC		65,433	3,377	5%	68,810
AIT LABORATORIES		56,434	6,922	11%	63,356
BAPTIST HEALTH - JACKSONVILLE	4	57,295	4,263	7%	61,562
GENESIS REFERENCE LABORATORIES		54,411	5,536	9%	59,947
ADVENTIST HEALTH SYSTEMS SUNBELT INC DBA		51,483	6,694	12%	58,177
SARASOTA MEMORIAL HOSPITAL MAIN LAB	12	51,628	4,236	8%	55,876
AMELIA EARHART		47,642	7,838	14%	55,480
NICKLAUS CHILDREN'S HOSPITAL	74	48,312	5,939	11%	54,325
TALLAHASSEE MEMORIAL HOSPITAL	242	48,382	5,691	10%	54,315
BROWARD GENERAL MEDICAL CENTER-CLINICAL LAB	2	48,823	5,270	10%	54,095
ARUP LABORATORIES	16	50,114	2,926	6%	53,056
FLORIDA HOSPITAL - TAMPA	37	47,330	3,679	7%	51,046
MEDFAST URGENT CARE CENTERS, LLC	20	43,341	6,493	13%	49,854
DWIC OF TAMPA BAY INC		43,311	5,905	12%	49,216
INTEGRATED REGIONAL LABORATORIES LLP	16	40,706	5,667	12%	46,389
VIRACOR EUROFINIS		36,103	9,851	21%	45,954
MILLENNIUM PHYSICIAN GROUP	17	38,069	7,468	16%	45,554
UNIVERSITY OF MIAMI HOSPITAL	159	41,189	4,039	9%	45,387
LEE HEALTH - CAPE CORAL HOSPITAL	3	38,851	6,144	14%	44,998
UF HEALTH JACKSONVILLE	61	39,346	4,387	10%	43,794
ECCO LAB GROUP CO	547	36,575	4,808	11%	41,930
MOUNT SINAI MEDICAL CENTER	15	35,267	3,685	9%	38,967
NORTH FLORIDA REGIONAL MEDICAL CENTER		34,746	3,767	10%	38,513
ST JOSEPHS HOSPITAL LABORATORY	23	33,781	4,196	11%	38,000
NIGHT LITE PEDIATRIC CENTER LLC		34,283	3,516	9%	37,799
BRANDON REGIONAL HOSPITAL		33,038	4,249	11%	37,287
ORANGE COUNTY CONVENTION CENTER		33,330	3,721	10%	37,051
WALGREENS	38	30,439	5,610	16%	36,087
STS LAB 2 LLC	6	34,093	1,873	5%	35,972
GENESIS MEDICAL LABORATORY	473	30,206	5,250	15%	35,929
MIAMI DADE COUNTY		32,091	3,527	10%	35,618
JUPITER MEDICAL CENTER LAB	88	31,455	3,004	9%	34,547
JFK MEDICAL CENTER LAB	1	29,826	3,706	11%	33,533
PALMETTO GENERAL HOSPITAL LAB	3	27,623	5,195	16%	32,821
HOLY CROSS HOSPITAL CLINICAL LAB	1	29,987	2,762	8%	32,750
WATSON CLINIC LLP		25,846	6,045	19%	31,891
AVENTUS BIO LABS	17	27,051	3,663	12%	30,731
CLEVELAND CLINIC TRADITION HOSPITAL		26,891	2,199	8%	29,090
CLEVELAND CLINIC HOSPITAL LAB	4	25,605	2,680	9%	28,289
MIAMI BEACH CONVENTION CENTER		26,105	2,110	7%	28,215
INFINITY BIOLOGIX LLC (GINKO BIOWORKS)	118	26,820	1,245	4%	28,183
MALABAR MEDICAL WALK IN CLINIC	1	23,475	4,605	16%	28,081

# COVID-19: testing by laboratory

Data through May 11, 2021 verified as of May 12, 2021 at 09:25 AM

Data in this report are provisional and subject to change.

The numbers in the table below represent the number of Florida and non-Florida residents for whom test results were received by the Department of Health. A person can be tested by more than one laboratory and can have both positive and negative results. **Therefore, the sum of the numbers in each column will be larger than the total number of people tested.**

Reporting lab	Inconclusive	Negative	Positive	Percent positive	Total
HEALTHLINK DIAGNOSTIC LABORATORIES	298	25,174	2,479	9%	27,951
ACCESS DX LABORATORY	234	24,412	2,160	8%	26,806
MORTON PLANT HOSPITAL-ADLER INSTITUTE	26	23,761	2,895	11%	26,682
SAINT MARY'S MEDICAL CENTER	27	22,916	2,501	10%	25,444
UNITED CLINICAL LABORATORY LLC	3	22,227	2,801	11%	25,031
LAB DIAGNOSTICS LLC	401	19,211	5,388	22%	25,000
DRS CLACK SPENCER WHITE & MCCORMACK PA D/B/A		22,403	2,180	9%	24,583
BAYFRONT HEALTH - ST PETERSBURG	17	21,372	2,710	11%	24,099
PANCARE OF FLORIDA INC		21,267	2,567	11%	23,834
STATLAB_MOBILE	1	20,547	2,064	9%	22,612
NAPLES COMMUNITY HOSPITAL	74	20,047	2,080	9%	22,201
PATIENTS FIRST LAKE ELLA MEDICAL CENTER PA		18,620	3,344	15%	21,964
HOMESTEAD HOSPITAL CLINICAL LABORATORY	27	17,767	3,648	17%	21,442
LEESBURG REGIONAL MEDICAL CENTER		18,843	2,544	12%	21,387
CLARITY LAB SOLUTIONS	114	19,042	2,182	10%	21,338
VISTA CLINICAL DIAGNOSTICS	492	18,599	2,226	10%	21,317
LAWNWOOD REGIONAL MEDICAL CENTER	1	18,752	2,500	12%	21,253
OSCEOLA REGIONAL MEDICAL CENTER	1	18,430	2,516	12%	20,947
SYNERGY DIAGNOSTIC LABORATORY	98	18,332	2,497	12%	20,927
NORTHWEST MEDICAL CENTER	1	18,299	2,466	12%	20,766
ADVENT HEALTH - DAYTONA BEACH	32	18,890	1,781	9%	20,703
EXACT SCIENCES LABORATORIES	1	18,177	2,309	11%	20,487
MEMORIAL HOSPITAL JACKSONVILLE	8	17,526	2,922	14%	20,456
ORANGE PARK MEDICAL CENTER	9	16,831	2,896	15%	19,736
BETHESDA HOSPITAL EAST		17,795	1,706	9%	19,501
OAK HILL HOSPITAL		17,241	2,086	11%	19,327
LABS ASAP LLC		17,555	1,653	9%	19,208
DELRAY MEDICAL CENTER LAB	3	17,271	1,839	10%	19,113
INDIAN RIVER PATHOLOGY LLC		17,482	1,350	7%	18,832
MEMORIAL REGIONAL HOSPITAL CLINICAL LABORATORY	11	17,633	1,150	6%	18,794
MEDRITE MEDICAL CARE, PC	6,840	10,759	1,045	6%	18,644
BAPTIST HEALTH - SOUTH		17,009	1,354	7%	18,363
WEST KENDALL BAPTIST HOSPITAL	14	15,021	3,326	18%	18,361
NEMOURS CHILDRENS HOSPITAL	1	17,136	1,075	6%	18,212
ADVENTHEALTH CENTRA CARE LAKE BUENA VISTA		15,919	2,185	12%	18,104
LARGO MEDICAL CENTER		15,808	1,872	11%	17,680
WINTER HAVEN HOSPITAL CLINICAL LABORATORY	4	14,958	2,638	15%	17,600
HEALTH CENTER AT SINAI RESIDENCES		16,924	506	3%	17,430
MOLECULAR INFECTIOUS DISEASES	661	15,863	745	4%	17,269
MEDICAL CENTER OF TRINITY CLINICAL LABORATORY	2	15,493	1,738	10%	17,233
BIOCERNA LABS	461	14,582	2,112	12%	17,155
ACCESS MEDICAL LABORATORIES	4	8,756	8,336	49%	17,096
PALMS WEST HOSPITAL LAB	2	14,841	2,196	13%	17,039
THE HEALTHCARE DISTRICT OF PALM BEACH COUNTY	51	14,633	2,063	12%	16,747
NATIONWIDE LABORATORY SERVICES INC	563	14,265	1,892	11%	16,720

# COVID-19: testing by laboratory

Data through May 11, 2021 verified as of May 12, 2021 at 09:25 AM

Data in this report are provisional and subject to change.

The numbers in the table below represent the number of Florida and non-Florida residents for whom test results were received by the Department of Health. A person can be tested by more than one laboratory and can have both positive and negative results. **Therefore, the sum of the numbers in each column will be larger than the total number of people tested.**

Reporting lab	Inconclusive	Negative	Positive	Percent positive	Total
FULGENT DIAGNOSTICS	172	15,472	1,007	6%	16,651
UHEALTH CORAL GABLES/LENNAR MED CTR	55	15,340	1,104	7%	16,499
BAPTIST HEALTHCARE - BAPTIST HOSPITAL	6	13,095	3,335	20%	16,436
LEE HEALTH - LEE MEMORIAL HOSPITAL		12,586	3,805	23%	16,391
WELLINGTON REGIONAL MED CTR LAB	6	14,468	1,798	11%	16,272
MERCY HOSPITAL A CAMPUS OF PLANTATION GEN HOSP LAB	1	13,863	2,362	15%	16,226
PRIVA PATH LABS	83	15,025	1,023	6%	16,131
WEST FLORIDA HOSPITAL LAB	2	12,900	3,197	20%	16,099
WESTSIDE REGIONAL MED CTR	2	13,729	2,302	14%	16,033
GOOD SAMARITAN MEDICAL CENTER LAB	2	14,022	1,981	12%	16,005
REGIONAL MEDICAL CENTER BAYONET POINT	2	14,611	1,262	8%	15,875
LEE DAVIS COMMUNITY RESOURCE CENTER		13,121	2,214	14%	15,335
THE VILLAGES REGIONAL HOSPITAL		13,836	1,454	10%	15,290
CARDIOPATH	84	13,146	1,930	13%	15,160
GULF COAST MEDICAL CENTER MICROLAB		11,963	3,157	21%	15,120
AVENTURA HOSPITAL LAB		12,243	2,716	18%	14,959
CORAL GABLES HOSPITAL CLINICAL LABORATORY		12,728	2,128	14%	14,856
NONA SCIENTIFIC	5	11,546	3,171	22%	14,722
CAPITAL REGIONAL MEDICAL CTR		11,971	2,556	18%	14,527
INDIAN RIVER MEDICAL CENTER LAB		13,669	852	6%	14,521
BAPTIST HEALTH SOUTH FLORIDA - WEST KENDALL URGENT CARE		12,155	2,366	16%	14,521
PRECISION HEALTH RESOURCES LLC		13,459	940	7%	14,399
BLAKE MEDICAL CENTER		12,707	1,656	12%	14,363
WEST BOCA MEDICAL CENTER LAB		13,322	1,027	7%	14,349
HALIFAX MEDICAL CENTER LAB	40	12,073	2,072	15%	14,185
LEE HEALTH - HEALTH PARK MEDICAL CENTER		11,919	2,174	15%	14,093
MANATEE MEMORIAL HOSPITAL		12,771	1,162	8%	13,933
PALM BEACH GARDENS MEDICAL CTR LAB		12,369	1,322	10%	13,691
ST ANTHONY'S HOSPITAL LAB	30	11,910	1,665	12%	13,605
CernerELR_Advent		11,861	1,603	12%	13,464
PHYSICIANS REGIONAL MEDICAL CENTER - PINE RIDGE RD	1	12,145	1,302	10%	13,448
PLANTATION GENERAL HOSPITAL		11,330	2,004	15%	13,334
FAU		12,137	1,113	8%	13,250
LAKE CITY MEDICAL CENTER		10,832	2,351	18%	13,183
ST JOSEPHS HOSPITAL	18	11,100	1,890	15%	13,008
FLORIDA HOSPITAL HEARTLAND MED CTR CLINICAL LAB	33	11,329	1,587	12%	12,949
FLORIDA LABORATORY ANALYSIS		11,324	1,575	12%	12,899
FLORIDA MEDICAL CENTER - A CAMPUS OF NORTH SHORE	2	11,248	1,521	12%	12,771
ADVENTHEALTH CENTRA CARE WATERFORD LAKES		10,631	2,074	16%	12,705
GENOVA DIAGNOSTICS LABORATORY	70	11,485	1,135	9%	12,690
PATHNOSTICS	46	10,171	2,473	19%	12,690
LARKIN COMMUNITY HOSPITAL	10	11,030	1,584	13%	12,624
CENTRAL FLORIDA REGIONAL HOSPITAL		11,180	1,293	10%	12,473
JOHNS HOPKINS ALL CHILDREN'S HOSPITAL		11,516	731	6%	12,247
EXPRESS GENE MOLECULAR DIAGNOSTICS LABORATORY	1	10,629	1,584	13%	12,214
NORTHSIDE HOSPITAL AND HEART INSTITUTE		11,043	1,162	10%	12,205
ADVENT HEALTH - WESLEY CHAPEL	14	11,032	1,147	9%	12,193

# COVID-19: testing by laboratory

Data through May 11, 2021 verified as of May 12, 2021 at 09:25 AM

Data in this report are provisional and subject to change.

The numbers in the table below represent the number of Florida and non-Florida residents for whom test results were received by the Department of Health. A person can be tested by more than one laboratory and can have both positive and negative results. **Therefore, the sum of the numbers in each column will be larger than the total number of people tested.**

Reporting lab	Inconclusive	Negative	Positive	Percent positive	Total
DOCTORS HOSPITAL	7	10,293	1,875	15%	12,175
LAKE CITY HM		11,147	988	8%	12,135
BINAXNOW	10	9,185	2,931	24%	12,126
PWN HEALTH	17	9,960	2,086	17%	12,063
MEASE COUNTRYSIDE LAB	14	10,702	1,337	11%	12,053
COAST DIAGNOSTICS LLC	53	10,703	1,279	11%	12,035
VIKOR SCIENTIFIC	49	10,086	1,888	16%	12,023
FLORIDA HOSPITAL WATERMAN LABORATORY	70	10,997	865	7%	11,932
CORAL SPRINGS MED CTR		10,770	1,161	10%	11,931
HEALTHQUEST ESOTERICS		10,222	1,654	14%	11,876
FLORIDA HOSPITAL DELAND	10	10,425	1,408	12%	11,843
ADVENTHEALTH CENTRA CARE ST CLOUD	1	10,088	1,684	14%	11,773
BAPTIST HEALTH SOUTH FLORIDA - COUNTRY WALK URGENT CARE		9,742	2,026	17%	11,768
ST MARKS HOSPITAL LABORATORY B	78	10,627	1,002	9%	11,707
SARKIS CLINICAL TRIALS	25	10,180	1,379	12%	11,584
WEST PALM HOSPITAL LAB		10,632	866	8%	11,498
AMERICAN FAMILY CARE	1	6,915	4,542	40%	11,458
LEON MEDICAL CENTERS LLC		9,130	2,249	20%	11,379
GENE BY GENE, GENOMICS RESEARCH CENTER LAB	44	10,555	705	6%	11,304
SYNERGY LABORATORIES	37	10,022	1,225	11%	11,284
NCF DIAGNOSTICS & DNA TECHNOLOGIES LAB	257	10,318	570	5%	11,145
H LEE MOFFITT CANCER CENTER LABORATORY	4	10,811	288	3%	11,103
FLORIDA HOSPITAL FLAGLER	29	10,001	997	9%	11,027
OCALA REGIONAL MEDICAL CENTER		9,471	1,294	12%	10,765
MEDARBOR DIAGNOSTICS	1	9,598	1,160	11%	10,759
BROWARD HEALTH NORTH CLINICAL LABORATORY		9,485	1,170	11%	10,655
LABSTAT LLC	26	10,076	492	5%	10,594
FLORIDA HOSPITAL OCALA		9,425	1,136	11%	10,561
LARKIN COMMUNITY HOSPITAL INC DBA CARDIOTROPIC		6,819	3,620	35%	10,439
NCH DOWNTOWN NAPLES HOSPITAL	18	9,586	831	8%	10,435
NORTH SHORE MEDICAL CENTER		8,685	1,696	16%	10,381
FLORIDA HOSPITAL OF CARROLLWOOD	23	8,878	1,475	14%	10,376
AVECINA MEDICAL	4	6,209	4,120	40%	10,333
ADVENTHEALTH CENTRA CARE CLERMONT		8,858	1,421	14%	10,279
INDIAN RIVER MEDICAL CENTER		9,115	1,135	11%	10,250
FIRST CHOICE LABORATORY LLC	112	9,508	617	6%	10,237
LEE HEALTH - GULF COAST MEDICAL CENTER	2	8,410	1,824	18%	10,236
FLORIDA HOSPITAL ZEPHYRHILLS	10	9,016	1,134	11%	10,160
SANTA ROSA MEDICAL CENTER	2	8,488	1,560	16%	10,050
ADVENTHEALTH CENTRA CARE UNIVERSITY	1	8,857	1,191	12%	10,049
P4 CLINICAL, LLC	205	8,816	995	10%	10,016
NCH NORTH NAPLES HOSPITAL	10	9,046	915	9%	9,971
BAPTIST HEALTH - BEACHES		9,227	696	7%	9,923
ANNE BATES LEACH EYE HOSPITAL/ ABLEH MICROBIOLOGY LABORATORY	9	9,750	134	1%	9,893
SRQ DRIVE THROUGH		8,944	905	9%	9,849
ADVENTHEALTH CENTRA CARE WINTER PARK		8,815	1,031	10%	9,846
ADVENTHEALTH CENTRA CARE WINTER GARDEN	1	8,705	1,131	11%	9,837



# COVID-19: testing by laboratory

Data through May 11, 2021 verified as of May 12, 2021 at 09:25 AM

Data in this report are provisional and subject to change.

The numbers in the table below represent the number of Florida and non-Florida residents for whom test results were received by the Department of Health. A person can be tested by more than one laboratory and can have both positive and negative results. **Therefore, the sum of the numbers in each column will be larger than the total number of people tested.**

Reporting lab	Inconclusive	Negative	Positive	Percent positive	Total
LEE HEALTH CONVENIENT CARE - PAGE FIELD		8,744	1,039	11%	9,783
AVECINA	20	9,009	705	7%	9,734
PARAMOUNT URGENT CARE	4	6,136	3,589	37%	9,729
ST LUCIE MEDICAL CENTER		8,019	1,695	17%	9,714
BOSTON HEART DIAGNOSTICS CORP		8,467	1,218	13%	9,685
PALM BEACH BALL PARK		8,607	1,039	11%	9,646
CLEVELAND CLINIC MARTIN NORTH HOSPITAL		8,615	1,013	11%	9,628
CLEVELAND CLINIC MARTIN SOUTH HOSPITAL	1	8,532	994	10%	9,527
MEMORIAL HOSPITAL WEST LABORATORY SERVICES	15	8,673	831	9%	9,519
BAPTIST HEALTH SOUTH FLORIDA - MIAMI LAKES URGENT CARE		7,492	2,006	21%	9,498
MEMORIAL HOSPITAL MICRO		8,876	604	6%	9,480
ADVENTHEALTH CENTRA CARE LAKELAND	1	8,146	1,300	14%	9,447
MINUTECLINIC LLC		8,100	1,325	14%	9,425
UNIVERSITY HOSPITAL AND MEDICAL CENTER		7,878	1,435	15%	9,313
BAYCARE COMMUNITY HEALTH		9,073	199	2%	9,272
SOUTH BAY HOSPITAL CLINICAL LAB	1	8,267	975	11%	9,243
INFORM DIAGNOSTICS, INC		8,667	529	6%	9,196
CERNERELR_BAYCARE	43	8,320	616	7%	8,979
ADVENTHEALTH CENTRA CARE LEE ROAD		8,011	963	11%	8,974
ADVENTHEALTH CENTRA CARE HUNTERS CREEK	3	7,775	1,183	13%	8,961
POINCIANA MEDICAL CENTER		7,073	1,888	21%	8,961
WEST MARION COMMUNITY HOSPITAL LAB		7,503	1,414	16%	8,917
ADVENTHEALTH EXPRESS CARE		7,333	1,502	17%	8,835
KD MEDICAL CHOICE LLC	5	8,045	772	9%	8,822
QDX PATHOLOGY SERVICES	2	8,397	423	5%	8,822
ADVENTHEALTH CENTRA CARE SANFORD		7,695	1,092	12%	8,787
FLORIDA HOSPITAL FISH MEMORIAL	19	7,477	1,286	15%	8,782
BAYFRONT HEALTH - PORT CHARLOTTE		8,026	669	8%	8,695
LAKWOOD RANCH MEDICAL CENTER		8,016	677	8%	8,693
ISPM LABS, LLC DBA CAPSTONE DIAGNOSTICS, LLC		8,126	404	5%	8,530
ATLANTIS URGENT CARE	12	6,677	1,792	21%	8,481
MORTON PLANT-MEASE	5	7,629	840	10%	8,474
ADVENTHEALTH CENTRA CARE DR PHILLIPS		7,548	840	10%	8,388
ADVENTHEALTH CENTRA CARE LAKE MARY	2	7,284	1,074	13%	8,360
ADVENTHEALTH CENTRA CARE APOPKA	1	7,169	1,188	14%	8,358
AVECINA MEDICAL OAKLEAF	3	6,977	1,330	16%	8,310
ARCPOINT LABS OF FORT MYERS	5	7,323	958	12%	8,286
BAPTIST HEALTH SOUTH FLORIDA - WESTCHESTER URGENT CARE		6,835	1,437	17%	8,272
HIALEAH HOSPITAL	4	6,459	1,807	22%	8,270
EMERALD COAST URGENT CARE		6,533	1,736	21%	8,269
EGLIN AIR FORCE BASE	14	6,466	1,789	22%	8,269
ADVENTHEALTH CENTRA CARE MOUNT DORA		7,017	1,228	15%	8,245
ADVENTIST HEALTH SYSTEMS, SUNBELT INC		7,088	1,124	14%	8,212
CERNERELR_BAPTISTMIAMI	31	7,313	862	11%	8,206
SPORTS DRUG TESTING LABORATORY	144	7,779	223	3%	8,146
ADVENTHEALTH CENTRA CARE KISSIMMEE		7,283	847	10%	8,130
BAPTIST HEALTH SOUTH FLORIDA - DORAL URGENT CARE		6,458	1,548	19%	8,006

# COVID-19: testing by laboratory

Data through May 11, 2021 verified as of May 12, 2021 at 09:25 AM

Data in this report are provisional and subject to change.

The numbers in the table below represent the number of Florida and non-Florida residents for whom test results were received by the Department of Health. A person can be tested by more than one laboratory and can have both positive and negative results. **Therefore, the sum of the numbers in each column will be larger than the total number of people tested.**

Reporting lab	Inconclusive	Negative	Positive	Percent positive	Total
MINUTECLINIC LLC #1067		6,832	1,124	14%	7,956
OVIEDO MEDICAL CENTER		7,097	801	10%	7,898
BAPTIST HEALTH - NASSAU		7,400	377	5%	7,777
WELLINGTON REGIONAL MEDICAL CENTER		7,130	624	8%	7,754
EMPIRE CITY LABORATORIES INC	99	6,552	1,093	14%	7,744
HOLMES REG MED CENTER CLINICAL LAB		6,897	794	10%	7,691
ADVENTHEALTH CENTRA CARE ALTAMONTE		6,725	963	13%	7,688
MEDEXPRESS URGENT CARE OF BOYNTON BEACH LLC		6,997	627	8%	7,624
DYNIX DIAGNOSTIX		6,881	737	10%	7,618
NCH NORTH NAPLES HOSPITAL LAB	15	6,733	833	11%	7,581
COMMUNITY HEALTH CENTERS OF PINELLAS INC	2	6,148	1,411	19%	7,561
ST PETERSBURG GENERAL HOSPITAL		6,441	1,078	14%	7,519
IMPERIAL POINT MEDICAL CENTER		6,839	652	9%	7,491
SUNCOAST PATHOLOGY ASSOCIATES		6,860	621	8%	7,481
MEDEXPRESS URGENT CARE HUDSON		6,426	1,043	14%	7,469
MINUTECLINIC LLC #8396		6,345	1,123	15%	7,468
MEDEXPRESS URGENT CARE	2	5,191	2,235	30%	7,428
GENOSUR LLC	26	7,279	98	1%	7,403
PARAMOUNT URGENT CARE INC	1	4,863	2,490	34%	7,354
ADVENT HEALTH - HEART OF FLORIDA ER	1	6,322	965	13%	7,288
HOLIDAY CVS LLC		6,869	408	6%	7,277
ADVENTHEALTH CENTRA CARE AZALEA PARK		6,217	1,050	14%	7,267
MINUTECLINIC		6,183	1,054	15%	7,237
AVERO DIAGNOSTICS - IRVING	11	6,687	478	7%	7,176
AHCC WESLEY CHAPEL		6,275	825	12%	7,100
PHARMCO RX	2	6,719	336	5%	7,057
ST JOSEPHS NORTH HOSPITAL LAB	7	6,012	1,035	15%	7,054
CLINICAL REFERENCE LABORATORY	2	6,678	370	5%	7,050
ADVENTHEALTH CENTRA CARE OVIEDO		6,059	972	14%	7,031
ACUTIS DIAGNOSTICS	171	5,703	1,153	16%	7,027
UNKNOWN	6	3,541	3,476	49%	7,023
FORT WALTON BEACH MEDICAL CENTER		6,008	946	14%	6,954
FLORIDA FAMILY LABORATORY, INC DBA	59	6,343	498	7%	6,900
SPECTOR SCIENTIFIC LAB	21	5,768	1,098	16%	6,887
MINUTECLINIC LLC #3703		5,588	1,291	19%	6,879
MINUTE CLINIC LLC		5,995	878	13%	6,873
FLORIDA COMMUNITY HEALTH CENTER		5,565	1,306	19%	6,871
LUMINUS DIAGNOSTICS		6,285	562	8%	6,847
SOLARIS DIAGNOSTICS	11	6,194	605	9%	6,810
FLORIDA HOSPITAL NORTH PINELLAS	11	6,250	542	8%	6,803
RAULERSON HOSPITAL		5,858	885	13%	6,743
ANGEL KIDS PEDIATRICS		6,366	359	5%	6,725
VISTA CLINICAL	8	3,907	2,727	41%	6,642
DOCTORS URGENT CARE LLC	1	5,400	1,189	18%	6,590
MEDCOMP SCIENCES LLC	142	4,334	2,113	32%	6,589
MICROGEN DX	4	5,784	732	11%	6,520
ADVENTHEALTH CENTRA CARE LONGWOOD		5,615	824	13%	6,439

# COVID-19: testing by laboratory

Data through May 11, 2021 verified as of May 12, 2021 at 09:25 AM

Data in this report are provisional and subject to change.

The numbers in the table below represent the number of Florida and non-Florida residents for whom test results were received by the Department of Health. A person can be tested by more than one laboratory and can have both positive and negative results. **Therefore, the sum of the numbers in each column will be larger than the total number of people tested.**

Reporting lab	Inconclusive	Negative	Positive	Percent positive	Total
NORTHWEST FLORIDA COMMUNITY HOSPITAL	47	4,895	1,481	23%	6,423
BAPTIST HEALTH SOUTH FLORIDA - PEMBROKE PINES URGENT CARE		5,324	1,098	17%	6,422
LABORATORY OF FLORIDA LLC	41	5,814	565	9%	6,420
PUTNAM COMMUNITY MEDICAL CENTER		5,629	788	12%	6,417
ADVENTHEALTH CENTRA CARE SOUTH ORANGE		5,517	895	14%	6,412
ADVENTHEALTH CENTRA CARE PORT ORANGE		5,370	967	15%	6,337
ADVENTHEALTH CENTRA CARE ORANGE LAKE		5,546	785	12%	6,331
DOCTORS URGENT CARE OF LUTZ LLC	1	5,142	1,179	19%	6,322
PEDIATRIC HEALTH CARE ALLIANCE PA		5,800	510	8%	6,310
URGENT CARE OF THE PALM BEACHES		5,239	1,044	17%	6,283
SOUTH FLORIDA BAPTIST HOSPITAL MICRO	4	5,198	1,062	17%	6,264
MEDIPATH LLC		5,639	587	9%	6,226
ADVENTHEALTH CENTRA CARE SAND LAKE		5,491	685	11%	6,176
MEDEXPRESS URGENT CARE - GOLDEN GATE		5,420	755	12%	6,175
PRO CLINIC		5,050	1,098	18%	6,148
COASTAL MED URGENT CARE		4,546	1,596	26%	6,142
ALTRU DIAGNOSTICS INC	5	5,827	294	5%	6,126
HEALTH FIRST ADVENTHEALTH CENTRA CARE - TITUSVILLE		5,127	922	15%	6,049
MEDEXPRESS URGENT CARE - ROYAL PALM BEACH		5,371	671	11%	6,042
BAPTIST HEALTH - NORTH		4,830	1,169	19%	5,999
ADVENTHEALTH CENTRA CARE LEESBURG		4,934	1,060	18%	5,994
MEDEXPRESS URGENT CARE - ESTERO		5,344	641	11%	5,985
BAYFRONT HEALTH - VENICE REGIONAL MEDICAL	1	5,374	537	9%	5,912
PALMS OF PASADENA HOSPITAL		5,275	591	10%	5,866
MINUTECLINIC LLC # 0709		4,899	900	16%	5,799
BAPTIST HEALTH SOUTH FLORIDA - KENDALE LAKES URGENT CARE		4,687	1,086	19%	5,773
URGENT CARE CURE	2	4,933	789	14%	5,724
WESTCHESTER HOSPITAL	23	4,659	1,009	18%	5,691
MEDICAL DNA LABS LLC	3	5,193	494	9%	5,690
SUNRISE MEDICAL LABORATORIES	2	5,269	411	7%	5,682
MEDEXPRESS URGENT CARE PALM BEACH GARDENS		5,133	529	9%	5,662
DOCTORS HOSPITAL OF SARASOTA CLINICAL LABORATORY		4,949	711	13%	5,660
THE CENTER FOR URGENT CARE	3	4,744	904	16%	5,651
PARAMOUNT URGENT CARE - WINDERMERE	3	3,810	1,832	32%	5,645
TALLAHASSEE PRIMARY CARE ASSOCIATES		5,007	628	11%	5,635
ESCAMBIA COMMUNITY CLINICS INC	8	4,272	1,330	24%	5,610
HEALTH FIRST ADVENTHEALTH CENTRA CARE GATEWAY	1	5,033	560	10%	5,594
BAPTIST HEALTH SOUTH FLORIDA - TAMiami TRAIL URGENT CARE		4,507	1,082	19%	5,589
HIGHLANDS REGIONAL MEDICAL CENTER		4,691	878	16%	5,569
MEDEXPRESS URGENT CARE - LAKELAND		4,874	690	12%	5,564
BAPTIST HEALTH SOUTH FLORIDA - CORAL SPRINGS URGENT CARE		4,770	786	14%	5,556
ADVENTHEALTH CENTRA CARE WINTER HAVEN	1	4,216	1,260	23%	5,477
TROPICANA FIELD - LOT 2	19	4,935	494	9%	5,448
BAYFRONT HEALTH - SEVEN RIVERS		4,967	474	9%	5,441
QUICK CARE MED PL	2	4,567	808	15%	5,377
BAPTIST HEALTH SOUTH FLORIDA - PINECREST URGENT CARE		4,557	752	14%	5,309
ADVENTHEALTH PROMPT CARE	2	3,912	1,358	26%	5,272

# COVID-19: testing by laboratory

Data through May 11, 2021 verified as of May 12, 2021 at 09:25 AM

Data in this report are provisional and subject to change.

The numbers in the table below represent the number of Florida and non-Florida residents for whom test results were received by the Department of Health. A person can be tested by more than one laboratory and can have both positive and negative results. **Therefore, the sum of the numbers in each column will be larger than the total number of people tested.**

Reporting lab	Inconclusive	Negative	Positive	Percent positive	Total
BAYFRONT HEALTH - BROOKSVILLE		4,712	560	11%	5,272
MARTIN HOSPITAL SOUTH LAB		4,966	293	6%	5,259
BAPTIST HEALTH SOUTH FLORIDA - CORAL GABLES URGENT CARE		4,364	880	17%	5,244
BETHESDA HOSPITAL WEST		4,676	528	10%	5,204
BAPTIST HEALTH SOUTH FLORIDA - PALMETTO BAY URGENT CARE		4,360	830	16%	5,190
FLAGLER HOSPITAL LABORATORY	8	4,046	1,128	22%	5,182
BAPTIST HEALTH SOUTH FLORIDA - CORAL GABLES (UNIVERSITY) URGENT CARE		4,457	722	14%	5,179
TRINITY SPRINGS		4,436	729	14%	5,165
BAYFRONT HEALTH - SPRING HILL		4,723	428	8%	5,151
VENTURE MEDICAL OF FLORIDA LLC		4,710	411	8%	5,121
MINUTECLINIC LLC #3463		4,284	832	16%	5,116
MINUTECLINIC LLC #3662		4,346	760	15%	5,106
BAYFRONT HEALTH - PUNTA GORDA		4,621	375	8%	4,996
MINUTECLINIC LLC # 3930		4,294	693	14%	4,987
ASCENSION SACRED HEART - EMERALD COAST		4,181	794	16%	4,975
ADVENTHEALTH CENTRA CARE COLONIAL TOWN	2	4,413	549	11%	4,964
MINUTECLINIC LLC #1771		4,189	769	16%	4,958
BAYFRONTVENICEREGIONAL		4,764	164	3%	4,928
DESOTO MEMORIAL HOSPITAL	3	4,073	824	17%	4,900
MEASE DUNEDIN HOSPITAL	5	4,349	536	11%	4,890
MINUTECLINIC LLC #3631		4,180	703	14%	4,883
PREMIER URGENT CARE OF BREVARD LLC	4	4,270	591	12%	4,865
MINUTECLINIC LLC 5852		4,202	656	14%	4,858
MINUTECLINIC LLC #5253		4,024	834	17%	4,858
MEDEXPRESS URGENT CARE CAPE CORAL		4,132	683	14%	4,815
ENGLEWOOD COMMUNITY HOSPITAL		4,373	412	9%	4,785
ADVENTIST HEALTH SYSTEMS SUNBELT IN DBA		4,215	557	12%	4,772
MINUTECLINIC LLC #7225		4,009	723	15%	4,732
MINUTECLINIC LLC #5249		3,879	830	18%	4,709
TWIN CITIES HOSPITAL	1	4,169	538	11%	4,708
MEMORIAL HOSPITAL- MIRAMAR	12	4,361	329	7%	4,702
MOFFITT CANCER CENTER	6	4,569	104	2%	4,679
MINUTECLINIC LLC # 0514		4,047	579	13%	4,626
US BIOTEK LABORATORIES	15	4,236	370	8%	4,621
NIGHT LITE PEDIATRICS	4	3,346	1,261	27%	4,611
PALMS MEDICAL GROUP	5	3,169	1,428	31%	4,602
LAKESIDE MEDICAL CENTER		3,728	872	19%	4,600
PREMIER MEDICAL	2	4,494	95	2%	4,591
HOLIDAY CVS LLC DBA CVS PHARMACY #5154		4,463	123	3%	4,586
MINUTECLINIC LLC #5190		3,778	788	17%	4,566
MINUTECLINIC LLC #5854		3,799	753	17%	4,552
MEDEXPRESS URGENT CARE LEHIGH ACRES		3,905	612	14%	4,517
ACCU REFERENCE MEDICAL LAB	9	3,681	807	18%	4,497
PHYSICIANS REGIONAL MEDICAL CENTER - COLLIER BLVD	1	3,572	920	20%	4,493
GENESIS DIAGNOSTICS		4,217	255	6%	4,472
MINUTECLINIC LLC #3291		3,809	657	15%	4,466
MINUTECLINIC LLC #3814		3,809	653	15%	4,462

# COVID-19: testing by laboratory

Data through May 11, 2021 verified as of May 12, 2021 at 09:25 AM

Data in this report are provisional and subject to change.

The numbers in the table below represent the number of Florida and non-Florida residents for whom test results were received by the Department of Health. A person can be tested by more than one laboratory and can have both positive and negative results. **Therefore, the sum of the numbers in each column will be larger than the total number of people tested.**

Reporting lab	Inconclusive	Negative	Positive	Percent positive	Total
STEWARD ROCKLEDGE HOSPITAL	8	3,949	439	10%	4,396
BAYA PHARMACY & URGENT CARE		3,262	1,128	26%	4,390
AMELIA URGENT CARE		2,732	1,655	38%	4,387
DOCTORS TEST CENTERS		3,895	491	11%	4,386
SCION LAB SERVICES LLC	26	4,009	334	8%	4,369
ADVENT HEALTH - NEW SMYRNA		3,685	679	16%	4,364
MARION E FETHER MEDICAL CENTER, THE		3,959	394	9%	4,353
MINUTECLINIC LLC #7887		3,844	505	12%	4,349
ST. LUCIE MEDICAL CTR.		4,254	57	1%	4,311
MINUTECLINIC LLC #4458		3,628	672	16%	4,300
EXACT SCIENCES LABORATORIES, LLC		3,955	337	8%	4,292
ADVENTHEALTH CENTRA CARE		3,813	475	11%	4,288
CARENOW URGENT CARE	1	2,725	1,555	36%	4,281
LOWER KEYS MEDICAL CENTER		3,949	325	8%	4,274
MINUTECLINIC LLC #7886		3,699	561	13%	4,260
MINUTECLINIC LLC # 3686		3,581	622	15%	4,203
MINUTECLINIC LLC #5214		3,605	576	14%	4,181
AFC PHYSICIANS OF FLORIDA		3,239	911	22%	4,150
MINUTECLINIC LLC #3257		3,443	653	16%	4,096
BAPTIST HEALTH SOUTH FLORIDA - DAVIE URGENT CARE		3,359	732	18%	4,091
MINUTECLINIC LLC #4415		3,480	606	15%	4,086
NIGHT LITE PEDIATRICS URGENT CARE	1	3,418	649	16%	4,068
MINUTECLINIC, LLC #3204		3,400	660	16%	4,060
PARAMOUNT URGENT CARE - ORLANDO		2,945	1,114	27%	4,059
MINUTECLINIC LLC #1807		3,372	638	16%	4,010
MINUTECLINIC LLC #4201		3,481	522	13%	4,003
BAPTIST HEALTH SOUTH FLORIDA - WESTON URGENT CARE		3,452	529	13%	3,981
ADVENTHEALTH CENTRA CARE KIDS LAKE MARY		3,659	292	7%	3,951
VA PAIN CLINIC	6	3,797	146	4%	3,949
MINUTECLINIC LLC # 3579		3,270	656	17%	3,926
PROHEALTH	3	2,301	1,606	41%	3,910
MINUTECLINIC, LLC #4015		3,144	752	19%	3,896
HEALTH FIRST ADVENTHEALTH CENTRA CARE COCOA		3,511	382	10%	3,893
MINUTECLINIC LLC #5924		3,355	515	13%	3,870
BARTOW REGIONAL MEDICAL CENTER	1	3,253	615	16%	3,869
ADVENT HEALTH CENTRA CARE -WINTER PARK KIDS URGENT CARE	4	3,565	299	8%	3,868
MC DIAGNOSTIC OF CONNECTICUT, PC #2220		3,327	533	14%	3,860
MINUTECLINIC LLC #1055		3,172	679	18%	3,851
MINUTECLINIC LLC #3748		3,172	675	18%	3,847
MINUTECLINIC, LLC #5817		3,212	633	16%	3,845
MINUTECLINIC LLC #7973		3,310	528	14%	3,838
MEDONE PLLC		2,953	882	23%	3,835
MINUTECLINIC, LLC (CLINIC 10699)		3,366	464	12%	3,830
SIPARADIGM LLC	59	3,502	264	7%	3,825
BRASHEAR'S VITAL CARE CORP		3,017	790	21%	3,807
MINUTECLINIC LLC #3003		3,147	654	17%	3,801
VITRO MOLECULAR LABORATORIES	50	3,442	300	8%	3,792

# COVID-19: testing by laboratory

Data through May 11, 2021 verified as of May 12, 2021 at 09:25 AM

Data in this report are provisional and subject to change.

The numbers in the table below represent the number of Florida and non-Florida residents for whom test results were received by the Department of Health. A person can be tested by more than one laboratory and can have both positive and negative results. **Therefore, the sum of the numbers in each column will be larger than the total number of people tested.**

Reporting lab	Inconclusive	Negative	Positive	Percent positive	Total
HEALTH FIRST ADVENTHEALTH CENTRA CARE MALABAR		3,422	369	10%	3,791
MEDEXPRESS URGENT CARE - VERO BEACH		3,307	481	13%	3,788
MINUTECLINIC LLC # 7933		3,354	431	11%	3,785
MINUTECLINIC LLC #7173		3,274	499	13%	3,773
MINUTECLINIC LLC #3255		3,360	411	11%	3,771
PARAMOUNT URGENT CARE - OVIEDO		2,812	956	25%	3,768
MEDEXPRESS URGENT CARE - DELAND		3,339	429	11%	3,768
PRECISION HEALTH SOLUTIONS		3,580	187	5%	3,767
BAPTIST HEALTH SOUTH FLORIDA - BRICKELL URGENT CARE		3,079	634	17%	3,713
MINUTECLINIC LLC #3705		3,282	422	11%	3,704
WALGREEN CO	2	3,264	414	11%	3,680
VERILY LIFE SCIENCES	3	3,583	75	2%	3,661
MINUTECLINIC LLC #5216		3,167	494	13%	3,661
BAPTIST HEALTH URGENT CARE AT SAWGRASS		3,023	606	17%	3,629
CLARITY LAB SOLUTIONS LLC		3,608	4	0%	3,612
MINUTECLINIC LLC #3654		3,038	569	16%	3,607
BAPTIST HEALTH - CLAY		3,148	449	12%	3,597
MINUTECLINIC LLC #6007		3,103	493	14%	3,596
BAPTIST HEALTH EMERGENCY CENTER COUNTRY WALK	1	3,048	535	15%	3,584
BMCT Molecular Diagnostics Subsection		3,035	547	15%	3,582
LAKELAND REGIONAL HEALTH PABLO		3,149	421	12%	3,570
HEALTH CARE DISTRICT OF PALM BEACH COUNTY	2	3,260	262	7%	3,524
PHYSICIANS PRIMARY CARE	2	3,171	328	9%	3,501
PRIMEHEALTH URGENT CARE INC		2,990	510	15%	3,500
MIDWAY SPECIALTY CARE CENTER DIAGNOSTICS	38	3,215	240	7%	3,493
MINUTECLINIC LLC #3285		3,064	427	12%	3,491
ADVENTHEALTH CENTRA CARE CONWAY		2,949	521	15%	3,470
MINUTECLINIC LLC #1350		3,065	396	11%	3,461
MINUTECLINIC LLC #4612		2,848	601	17%	3,449
MINUTECLINIC, LLC # 4469		3,052	392	11%	3,444
MINUTECLINIC LLC #476		2,960	457	13%	3,417
MINUTECLINIC LLC #8381		2,971	443	13%	3,414
MINUTECLINIC LLC #3648		2,805	608	18%	3,413
MINUTECLINIC LLC #4024		3,001	406	12%	3,407
MARINERS HOSPITAL	1	3,082	311	9%	3,394
MINUTECLINIC LLC #1821		3,014	377	11%	3,391
IMMOKALEE CHD		3,155	234	7%	3,389
GESSLER CLINIC	2	2,352	1,014	30%	3,368
MINUTECLINIC LLC #5157		2,961	403	12%	3,364
MEMORIAL HOSPITAL PEMBROKE	3	2,947	375	11%	3,325
MEDEXPRESS FORT MYERS		2,901	409	12%	3,310
ACCESS POINT HEALTHCARE URGENT & PRIMARY CARE	2	2,563	708	22%	3,273
MINUTECLINIC LLC #3635		2,831	440	13%	3,271
MEDIQUICK URGENT CARE CENTERS INC		2,527	741	23%	3,268
SELECT LABORATORIES - MARION COUNTY, FL LLC	5	2,946	316	10%	3,267
BAPTIST HEALTH - OAKLEAF		2,734	501	15%	3,235
MEDEXPRESS URGENT CARE CORAL SPRINGS		2,862	357	11%	3,219

# COVID-19: testing by laboratory

Data through May 11, 2021 verified as of May 12, 2021 at 09:25 AM

Data in this report are provisional and subject to change.

The numbers in the table below represent the number of Florida and non-Florida residents for whom test results were received by the Department of Health. A person can be tested by more than one laboratory and can have both positive and negative results. **Therefore, the sum of the numbers in each column will be larger than the total number of people tested.**

Reporting lab	Inconclusive	Negative	Positive	Percent positive	Total
ADVENT HEALTH - DADE CITY		2,826	380	12%	3,206
AFC PHYSICIANS OF FLORIDA PA		2,556	553	18%	3,109
BAY MEDICAL CENTER SACRED HEART HEALTH SYSTEM		2,458	647	21%	3,105
CHARLES AIESI CONSULTING INC	14	2,765	319	10%	3,098
MEDEXPRESS URGENT CARE - CLEWISTON		2,580	497	16%	3,077
KEYS AHEC SCHOOL MEDICAL CLINIC	15	2,906	152	5%	3,073
NXGEN MDX LLC	7	2,723	340	11%	3,070
JUPITER MEDICAL CENTER URGENT CARE		2,395	654	21%	3,049
MINUTECLINIC LLC #214		2,537	493	16%	3,030
VETERANS AFFAIRS MEDICAL CENTER - ORLANDO	1	1,343	1,684	56%	3,028
EMERGENCY PHYSICIANS MEDICAL CENTER		1,830	1,169	39%	2,999
CAREFAST+	1	2,163	795	27%	2,959
JACKSON HOSPITAL CLINICAL LABORATORY		2,597	354	12%	2,951
MINUTECLINIC LLC #1815		2,634	309	10%	2,943
MINUTECLINIC LLC #5069		2,465	477	16%	2,942
LAKE WALES MEDICAL CENTER INC		2,595	342	12%	2,937
BAPTIST HEALTHCARE - GULF BREEZE HOSPITAL	3	2,431	485	17%	2,919
MEDEXPRESS URGENT CARE BOCA RATON		2,656	260	9%	2,916
PARRISH MEDICAL CENTER	2	2,543	364	13%	2,909
HEALTH CENTRAL CLINICAL LABORATORY		2,535	372	13%	2,907
STONE CLINICAL LABORATORIES		2,790	96	3%	2,886
WALGREENS ORLANDO	3	2,540	340	12%	2,883
APALACHEE CORRECTIONAL INSTITUTION EAST UNIT		2,846	34	1%	2,880
DR G'S URGENT CARE		2,496	375	13%	2,871
BLUE MED CONSULTANTS		2,754	112	4%	2,866
MINUTECLINIC LLC #3236		2,476	372	13%	2,848
GENOME LLC	2	2,643	200	7%	2,845
BAPTIST HEALTH SOUTH FLORIDA - MIAMI BEACH URGENT CARE		2,418	423	15%	2,841
FLORIDA MEDICAL CLINIC	3	1,348	1,484	52%	2,835
AMELIA EXPRESS CARE LLC	10	2,471	345	12%	2,826
MEDEXPRESS PORT CHARLOTTE		2,505	301	11%	2,806
CITRUS MEMORIAL HOSPITAL LABORATORY		2,253	528	19%	2,781
CELESTA MEDICAL SERVICES LLC DBA - AMERICAN RESEARCH LABS		2,544	236	8%	2,780
DONALD W ROBERTSON DO PA		2,169	602	22%	2,771
SACRED HEART HEALTH SYSTEM, INC	1	1,875	873	32%	2,749
PATIENTS FIRST - THOMASVILLE ROAD		2,453	292	11%	2,745
EMERALD COAST URGENT CARE, LLC	1	2,062	678	25%	2,741
BOND URGENT CARE LLC		2,066	665	24%	2,731
TAMPA COMMUNITY HOSPITAL		2,324	385	14%	2,709
MINUTECLINIC LLC		2,382	324	12%	2,706
MINI ER WATERFORD LAKES, THE		2,335	370	14%	2,705
MINUTECLINIC LLC #8927		2,244	416	16%	2,660
NCHMD INC		2,224	404	15%	2,628
MINUTECLINIC LLC #5187		2,287	338	13%	2,625
OPTUM LABS LLC	1	2,389	211	8%	2,601
GRAVITY DIAGNOSTICS, LLC	8	2,372	206	8%	2,586
MINUTECLINIC LLC #3637		2,068	509	20%	2,577

# COVID-19: testing by laboratory

Data through May 11, 2021 verified as of May 12, 2021 at 09:25 AM

Data in this report are provisional and subject to change.

The numbers in the table below represent the number of Florida and non-Florida residents for whom test results were received by the Department of Health. A person can be tested by more than one laboratory and can have both positive and negative results. **Therefore, the sum of the numbers in each column will be larger than the total number of people tested.**

Reporting lab	Inconclusive	Negative	Positive	Percent positive	Total
ADVENT HEALTH - OCALA		2,124	447	17%	2,571
ASCENSION SACRED HEART - GULF		1,997	560	22%	2,557
BAPTIST HEALTH EMERGENCY CENTER AT WEST CORAL WAY		2,087	442	17%	2,529
INTELEX LABS, LLC		2,437	83	3%	2,520
WHOLE FAMILY HEALTH CENTER INC		2,002	513	20%	2,515
EMERALD COAST URGENT CARE LLC		1,825	657	26%	2,482
CORE DIAGNOSTIC LABORATORIES LLC	17	2,107	341	14%	2,465
PHYSICIANS STAT LAB	3	1,079	1,371	56%	2,453
PENSACOLA PEDIATRICS PA	1	2,251	180	7%	2,432
COMMUNITY HEALTH NORTHWEST FLORIDA	4	1,857	554	23%	2,415
NCH NORTHEAST	7	1,850	495	21%	2,352
ASSOCIATED PATHOLOGISTS, LLC	3	1,950	398	17%	2,351
WHITE WILSON MEDICAL CENTER		935	1,398	60%	2,333
PHYSICIAN ASSOCIATES		2,070	241	10%	2,311
LEE HEALTH - COCONUT POINT CLINICAL LAB	2	1,872	433	19%	2,307
UNIVERSITY OF NORTH FLORIDA STUDENT HEALTH		2,225	81	4%	2,306
MEDICAL CONSULTANTS OF FLORIDA, LLC	2	1,935	341	15%	2,278
TOM LEE COMMUNITY HEALTH CENTER	1	1,607	646	29%	2,254
MARTIN HEALTH SYSTEM - ST LUCIE WEST		2,056	198	9%	2,254
BIO-TECH CLINICAL LABORATORIES INC		1,933	313	14%	2,246
PRIMEHEALTH URGENT CARE	1	1,865	361	16%	2,227
FIU-HEALTH AUXILIARY LABORATORY	6	2,066	136	6%	2,208
FLOWERS HOSPITAL		2,010	192	9%	2,202
BARDMOOR LABORATORY	9	1,867	325	15%	2,201
BAYFRONT HEALTH - CITRUS HILLS		1,941	245	11%	2,186
DOC SMILEYS URGENT CARE LLC		1,782	387	18%	2,169
MINUTECLINIC, LLC #3245		1,768	391	18%	2,159
ADVANCED MEDICAL OF NAPLES LLC		1,914	239	11%	2,153
LITTLE PINE PEDIATRICS	1	1,854	278	13%	2,133
READY RESPONDERS FLORIDA, PLLC		1,780	274	13%	2,054
GENUS3		1,979	74	4%	2,053
STATMED OCALA	7	1,842	197	10%	2,046
ARCPOINT LABS		1,428	608	30%	2,036
ABSOLUTE GENOMICS	3	1,765	255	13%	2,023
FG RAPID RESULTS	6	1,614	394	20%	2,014
MIAMI JEWISH HEALTH SYSTEMS		1,918	88	4%	2,006
WILLIAM OWEN PASS PARK		1,738	257	13%	1,995
ED FRASER MEMORIAL HOSPITAL		1,693	261	13%	1,954
DOC SMILEY'S URGENT CARE		1,706	247	13%	1,953
GENESIS LABORATORY MANAGEMENT	15	1,680	258	13%	1,953
OPTUMCARE FLORIDA LLC		1,627	319	16%	1,946
MEDFAST URGENT CARE CENTERS LLC	2	608	1,334	69%	1,944
PATIENTS FIRST LAKE ELLA MEDICAL CENTER		1,744	187	10%	1,931
LABORATORY SPECIALISTS OF MICHIGAN		1,598	333	17%	1,931
SUNRISE URGENT CARE ASSOCIATES LLC D/B/A	10	1,353	552	29%	1,915
BROWNWOOD CARE CENTER		1,682	233	12%	1,915
PROJECT HEALTH, INC SUMTERVILLE	5	1,526	328	18%	1,859



# COVID-19: testing by laboratory

Data through May 11, 2021 verified as of May 12, 2021 at 09:25 AM

Data in this report are provisional and subject to change.

The numbers in the table below represent the number of Florida and non-Florida residents for whom test results were received by the Department of Health. A person can be tested by more than one laboratory and can have both positive and negative results. **Therefore, the sum of the numbers in each column will be larger than the total number of people tested.**

Reporting lab	Inconclusive	Negative	Positive	Percent positive	Total
PROHEALTH MEDICAL CLINIC		1,207	644	35%	1,851
NEIGHBORHOOD MEDICAL CENTER INC	17	1,629	186	10%	1,832
BROAD INSTITUTE CLINICAL SEQUENCING RESEARCH PLATFORM	17	1,738	69	4%	1,824
KETAMINE HEALTH CENTERS LLC	1	1,661	152	8%	1,814
ER QUICKCARE PL		1,549	256	14%	1,805
PEDIATRIC HEALTH CARE ALLIANCE - NORTHDALE		1,638	158	9%	1,796
IGENOMIX USA LLC	55	1,570	165	9%	1,790
QUICK CARE MED		1,429	343	19%	1,772
NORTH SHORE LONG ISLAND JEWISH HEALTH	1	1,673	96	5%	1,770
SPARROW HEALTHCARE	2	1,503	254	14%	1,759
RIVER TOWN DIAGNOSTIC LLC		1,470	286	16%	1,756
MEDEXPRESS URGENT CARE - JAX ATLANTIC BLVD		1,519	231	13%	1,750
FLORIDA DEPARTMENT OF HEALTH IN POLK COUNTY	2	1,337	410	23%	1,749
ADVENTHEALTH CENTRA CARE TRINITY		1,505	238	14%	1,743
Community_Health		1,533	199	11%	1,732
LABTECH DIAGNOSTIC		1,426	294	17%	1,720
SHELL POINT NURSING PAVILION	1	1,640	78	5%	1,719
VRL EUROFINIS		1,669	42	2%	1,711
PARAMOUNT URGENT CARE - CLERMONT		966	735	43%	1,701
JW PLASTIC SURGERY		1,449	244	14%	1,693
MYTEST DIAGNOSTICS		1,613	78	5%	1,691
COLLIER URGENT CARE CENTERS CREEKSIDE		1,495	188	11%	1,683
SPEARHEAD MEDICAL		1,553	128	8%	1,681
BAPTIST HEALTH SOUTH FLORIDA - KEY BISCANE URGENT CARE EXPRESS		1,478	199	12%	1,677
AMERICAN SCIENTIFIC LABORATORIES LLC		1,640	36	2%	1,676
FIRST QUALITY LABORATORY		1,567	106	6%	1,673
CAREMED CLINIC LLC	1	1,337	314	19%	1,652
ST ANNES NURSING CENTER		1,614	33	2%	1,647
NORTH VISTA HOSPITAL LABORATORY		1,354	275	17%	1,629
ELLENTON URGENT CARE		1,385	238	15%	1,623
UNIVERSITY OF ALABAMA AT BIRMINGHAM		1,570	48	3%	1,618
OPTEO LABORATORY		1,578	36	2%	1,614
BAPTIST HEALTH SOUTH FLORIDA - COUNTRY WALK URGENT CARE EXPRESS		1,358	248	15%	1,606
PARAMOUNT URGENT CARE VILLAGES		1,023	575	36%	1,598
MATRIX CLINICAL LABS (FORMERLY BIOCERNA LLC)	13	1,407	169	11%	1,589
ASSURANCE SCIENTIFIC LABORATORIES	1	1,297	283	18%	1,581
MELBOURNE MEDICAL LABORATORY	2	1,367	205	13%	1,574
CAREFAST MURABELLA		1,052	520	33%	1,572
LPG COCONUT POINT		1,331	240	15%	1,571
PRIMARY CARE SOUTH INC		1,053	496	32%	1,549
BAPTIST HEALTHCARE - JAY HOSPITAL	3	1,167	375	24%	1,545
MEDLAB DIAGNOSTICS, LLC		1,434	111	7%	1,545
CYPRESS VILLAGE	1	1,509	30	2%	1,540
UHEALTH CLINIC AT WALGREENS		1,245	293	19%	1,538
EUROFINIS NTD, LLC		1,493	45	3%	1,538
NYU HOSPITALS CENTER CLINICAL LABORATORIES		1,482	49	3%	1,531
INNOVATIVE TRANSFUSION MEDICINE, INC	11	1,336	179	12%	1,526

# COVID-19: testing by laboratory

Data through May 11, 2021 verified as of May 12, 2021 at 09:25 AM

Data in this report are provisional and subject to change.

The numbers in the table below represent the number of Florida and non-Florida residents for whom test results were received by the Department of Health. A person can be tested by more than one laboratory and can have both positive and negative results. **Therefore, the sum of the numbers in each column will be larger than the total number of people tested.**

Reporting lab	Inconclusive	Negative	Positive	Percent positive	Total
ACCESS MEDICAL LABS		777	732	49%	1,509
SMA LAB	12	1,329	163	11%	1,504
PALM BAY HOSPITAL CLINICAL LABORATORY		1,093	401	27%	1,494
ADDICTION LABS OF AMERICA	3	1,402	84	6%	1,489
NORTH FLORIDA PEDIATRICS - LAKE CITY		1,258	226	15%	1,484
BREVARD HEALTH ALLIANCE INC, THE		1,391	93	6%	1,484
TREASURE COAST MEDICAL ASSOCIATES INC		748	736	50%	1,484
CREEKSIDE CARE CENTER	1	1,295	185	12%	1,481
GROWING TOGETHER PEDIATRICS LLC		1,404	75	5%	1,479
ADVANCE MEDICAL OF NAPLES		327	1,124	77%	1,451
PEDIATRICS OF CENTRAL FLORIDA PA	20	1,350	70	5%	1,440
UHEALTH DEERFIELD BEACH/UMSYLVESTER DEERFIELD BEACH LABORATORY	3	1,380	55	4%	1,438
TEMPUS CLINICAL LABORATORY	10	1,271	155	11%	1,436
PATIENTS CHOICE LABORATORIES		831	592	42%	1,423
CARENOW URGENT CARE - FORT PIERCE		1,011	408	29%	1,419
PROJECT HEALTH INC	4	1,208	203	14%	1,415
COASTAL LABORATORIES	1	1,125	287	20%	1,413
6TH MEDICAL GROUP - MCDILL AFB	3	1,331	76	5%	1,410
AMELIA EXPRESS CARE	1	772	633	45%	1,406
MINUTE CLINIC INCORPORATE		1,328	52	4%	1,380
NORTH OKALOOSA MEDICAL CENTER		1,020	355	26%	1,375
USF MORSANI CENTER FOR ADVANCED HEALTH CARE		1,200	165	12%	1,365
PALM HARBOR PHARMACY		1,188	173	13%	1,361
ASCENSION ST VINCENT'S - SOUTHSIDE		1,308	49	4%	1,357
VAVA PARTNERS LLC		529	828	61%	1,357
STEWART REFERENCE LABORATORY	1	794	546	41%	1,341
ST PETERSBURG PEDIATRICS	1	1,212	125	9%	1,338
ADVANCED DIAGNOSTIC LABORATORY		1,286	47	4%	1,333
LAB24 INC	3	643	677	51%	1,323
EAST LAKE PEDIATRICS		1,186	136	10%	1,322
INTERLACHEN PEDIATRICS PA		1,252	64	5%	1,316
BETHESDA HEALTH URGENT CARE		1,127	188	14%	1,315
XPRESS URGENT CARE	4	1,109	202	15%	1,315
NAPLES URGENT CARE	1	861	452	34%	1,314
PALM BEACH ATLANTIC UNIVERSITY		1,267	45	3%	1,312
HOLIDAY CVS LLC DBA CVS PHARMACY #5155		1,240	71	5%	1,311
CARE ONE OF FLORIDA LLC		965	340	26%	1,305
FAMILY HEALTH CENTERS OF SOUTHWEST FLORIDA INC		1,167	127	10%	1,294
SOLARIS HEALTHCARE PALATKA		1,187	106	8%	1,293
NORTH FLORIDA PEDIATRICS-TALLAHASSEE	1	1,180	106	8%	1,287
HALIFAX MEDICAL CENTER-PORT ORANGE LAB		1,102	161	13%	1,263
COASTAL PEDIATRIC GROUP		1,101	162	13%	1,263
PROFESSIONAL HEALTH EXAMINERS DBA PROHEALTH	1	1,031	230	18%	1,262
INTERLACHEN PEDIATRICS		1,218	44	3%	1,262
LAKE BALDWIN		1,198	64	5%	1,262
STAGEZERO LIFE SCIENCES INC	4	1,151	105	8%	1,260
PENSACOLA PEDIATRICS PA - TIGER POINT	24	1,108	122	10%	1,254

# COVID-19: testing by laboratory

Data through May 11, 2021 verified as of May 12, 2021 at 09:25 AM

Data in this report are provisional and subject to change.

The numbers in the table below represent the number of Florida and non-Florida residents for whom test results were received by the Department of Health. A person can be tested by more than one laboratory and can have both positive and negative results. **Therefore, the sum of the numbers in each column will be larger than the total number of people tested.**

Reporting lab	Inconclusive	Negative	Positive	Percent positive	Total
ARCPPOINT LABS OF CORAL SPRINGS FL		992	250	20%	1,242
FISHERMENS HOSPITAL CLINICAL LAB		1,132	100	8%	1,232
CATALYST WALK IN CLINIC		980	240	20%	1,220
CLINICORE		1,124	91	7%	1,215
EPN URGENT CARE NAPLES	2	792	421	35%	1,215
ALTAMONTE MD		982	231	19%	1,213
TYNDALL AIR FORCE BASE		985	217	18%	1,202
CLARITY LABS		1,082	109	9%	1,191
LOOP PEDIATRICS PA	3	1,016	170	14%	1,189
CAPE CANAVERAL HOSPITAL		868	311	26%	1,179
BERNHARDT LABORATORIES	2	1,080	96	8%	1,178
BREVARD HEALTH ALLIANCE		867	310	26%	1,177
PROFESSIONAL HEALTH EXAMINERS		986	153	13%	1,139
LAB DOCTOR		995	139	12%	1,134
CAPSTONE HEALTHCARE		802	330	29%	1,132
PRIMARY CARE OF THE TREASURE COAST		997	135	12%	1,132
VERITAS GENETICS	61	945	119	11%	1,125
NORTH FLORIDA MEDICAL GROUP		962	161	14%	1,123
MIDWAY SPECIATLY CARE CENTER	3	898	222	20%	1,123
GENEIQ		1,056	65	6%	1,121
EMERALD COAST PEDIATRICS		1,058	57	5%	1,115
MILLER BIOCONNECT		1,017	93	8%	1,110
MINUTECLINIC, LLC DBA MINUTECLINIC #4717		1,066	42	4%	1,108
XYZ LABORATORY	8	942	146	13%	1,096
LENCO MEDICAL LABORATORY		1,035	58	5%	1,093
THE HEALTH CENTER OF PLANT CITY		1,003	82	8%	1,085
SPRING HILL HEALTH AND REHABILITATION CENTER		1,046	28	3%	1,074
HENDRY REGIONAL MEDICAL CENTER CLINICAL LABORATORY		809	259	24%	1,068
AMERICAN FAMILY CARE PENSACOLA WEST		533	533	50%	1,066
BAPTIST HEALTH - MD ANDERSON CANCER CENTER		1,057	6	1%	1,063
WOODLANDS MEDICAL SPECIALISTS		794	268	25%	1,062
RAINBOW RIVER MEDICAL LABORATORY		978	83	8%	1,061
ADVENTHEALTH EXPRESS CARE AT WALGREENS		904	152	14%	1,056
CHILDRENS MEDICAL ASSOCIATION		968	88	8%	1,056
C.W. BILL YOUNG VA MEDICAL CENTER	1	23	1,022	98%	1,046
CVS HEALTH		819	219	21%	1,038
VRL EUROFINIS - DALLAS		1,024	13	1%	1,037
PEDIATRIC HEALTHCARE ALLIANCE		978	55	5%	1,033
BHA CENTRAL COUNTY CLINIC		927	102	10%	1,029
MEDSTAR LABORATORY INC	6	1,022	1	0%	1,029
NORTH FLORIDA PEDIATRICS PA - SUWANNEE	3	893	130	13%	1,026
EAST LAKE PEDIATRICS PA		932	94	9%	1,026
24 HOUR PEDIATIC CARE CENTER	4	953	68	7%	1,025
PENSACOLA PEDIATRICS	2	926	96	9%	1,024
COVANCE CLINICAL RESEARCH UNIT INC		993	27	3%	1,020
JACKSONVILLE BEACH PEDIATRIC CARE CENTER		943	74	7%	1,017
FAST TRACK URGENT CARE CENTER		4	1,012	100%	1,016

# COVID-19: testing by laboratory

Data through May 11, 2021 verified as of May 12, 2021 at 09:25 AM

Data in this report are provisional and subject to change.

The numbers in the table below represent the number of Florida and non-Florida residents for whom test results were received by the Department of Health. A person can be tested by more than one laboratory and can have both positive and negative results. **Therefore, the sum of the numbers in each column will be larger than the total number of people tested.**

Reporting lab	Inconclusive	Negative	Positive	Percent positive	Total
VERITOR		852	162	16%	1,014
E-LAB OF FLORIDA		923	90	9%	1,013
SOLARIS HEALTHCARE CHARLOTTE HARBOR		957	56	6%	1,013
PHAROS HEALTH		756	255	25%	1,011
CONSULATE HEALTH CARE OF NEW PORT RICHEY	2	879	127	13%	1,008
NORTH SHORE LIJ URGENT CARE PC		946	60	6%	1,006
DEPT OF VA MEDICAL CENTER - MIAMI	10	948	44	4%	1,002
NORTH FL SOUTH GA HCS-LAKE CITY		970	30	3%	1,000
DAIRY ROAD URGENT CARE	2	839	159	16%	1,000
HISTOPATHOLOGY SERVICES, LLC		887	110	11%	997
VIERA HOSPITAL, INC		805	192	19%	997
LAKELAND REGIONAL HEALTH - PWC/OB		36	954	96%	990
Fernandina Beach Rehabilitation and Nursing Center	1	962	19	2%	982
UNIVERSITY OF WEST FLORIDA STUDENT HEALTH SERVICES	1	850	128	13%	979
APLS SERVICES LLC D/B/A CLEAR DIAGNOSTICS	14	947	18	2%	979
NORTH FLORIDA PEDIATRICS PA	2	852	117	12%	971
DEPARTMENT OF CLINICAL LABS	1	947	21	2%	969
PALM GARDEN OF PORT SAINT LUCIE		957	12	1%	969
RESTORE HEALTH URGENT CARE		784	180	19%	964
CALHOUN LIBERTY HOSPITAL		792	169	18%	961
SOUTHEAST ALABAMA MEDICAL CENT		900	60	6%	960
REDI MED LLC		775	181	19%	956
Point of Care Testing	1	128	825	86%	954
TACACHALE CLINICAL LABORATORY	1	902	50	5%	953
MOLECULAR TESTING LABS		862	90	9%	952
MOORINGS PARK INSTITUTE, INC, THE		912	37	4%	949
WELL HEALTH WORKS	23	848	77	8%	948
LEE COUNTY EMERGENCY MEDICAL SERVICE	1	814	126	13%	941
WHITE-WILSON MEDICAL CENTER - FORT WALTON BEACH		912	26	3%	938
ENCOMPASS HEALTH		915	22	2%	937
ABBOTT LABORATORIES		815	121	13%	936
INTEGRITY LABORATORIES, LLC	4	767	165	18%	936
PALACE NURSING HOME & REHAB CENTER		879	43	5%	922
GENE TOX WORLDWIDE	60	736	125	14%	921
NCHMD, INC SOUTHEAST IMMEDIATE CARE		722	198	22%	920
DOCTOR'S MEMORIAL HOSPITAL		751	168	18%	919
MEDICAL CENTER OF DELTONA, INC		789	129	14%	918
COASTAL PHYSICIANS, LLC		734	175	19%	909
CLINICAL ENTERPRISE, INC		884	25	3%	909
GULF COAST VILLAGE		860	43	5%	903
EXPRESS PHARMACY		830	71	8%	901
ANY LAB TEST NOW	2	621	276	31%	899
Victoria Nursing and Rehabilitation Center		842	55	6%	897
FAMILY HEALTH CENTERS OF SWF LABS	2	765	124	14%	891
CHURCH OF SCIENTOLOGY FLAG SERVICE ORGANIZATION		854	36	4%	890
MINUTECLINIC LLC #3281		765	124	14%	889
MINUTECLINIC LLC, #10357		880	6	1%	886

# COVID-19: testing by laboratory

Data through May 11, 2021 verified as of May 12, 2021 at 09:25 AM

Data in this report are provisional and subject to change.

The numbers in the table below represent the number of Florida and non-Florida residents for whom test results were received by the Department of Health. A person can be tested by more than one laboratory and can have both positive and negative results. **Therefore, the sum of the numbers in each column will be larger than the total number of people tested.**

Reporting lab	Inconclusive	Negative	Positive	Percent positive	Total
Tampa Lakes Health and Rehabilitation Center	2	808	73	8%	883
CRUCIAL CARE EMERGENCY MEDICINE DOCTORS		707	174	20%	881
LIFE CARE CENTER OF NEW PORT RICHEY		835	40	5%	875
BOND CLINIC PA PEDIATRICS DEPT		814	60	7%	874
AMERICAN MEDICAL RESPONSE		865	9	1%	874
PRIMARY CARE SERVICES AT ST ANDREWS ESTATES		869	3	0%	872
AFC URGENT CARE CLEARWATER	1	182	680	79%	863
TOTAL RENAL LABORATORIES INC DBA DAVITA LABS	1	737	123	14%	861
PRIMARY CARE SERVICES AT INDIAN RIVER ESTATES		835	25	3%	860
CLINICAL PATHOLOGY LABS INC		770	87	10%	857
POINT WASHINGTON MEDICAL CLINIC	1	640	212	25%	853
ADVENTHEALTH MEDICAL GROUP PROMPT CARE		623	230	27%	853
RUSKIN HEALTH CENTER	1	573	278	33%	852
J AND G MEDICAL GROUP LLC		708	144	17%	852
CENTRAL FLORIDA HEALTH CARE INC		727	122	14%	849
FLORIDA GULF COAST UNIVERSITY		652	197	23%	849
City Medical Of New Jersey, Pc		770	77	9%	847
CARITHERS PEDIATRIC GROUP		786	61	7%	847
AUGUSTUS LABS LLC		696	148	18%	844
Southern Oaks Care Center	1	804	38	5%	843
WHITE WILSON MEDICAL CENTER PA - NAVARRE		713	127	15%	840
BRISTOL AT TAMPA, THE	4	809	22	3%	835
PEBBLEBROOK PHARMACY	1	689	139	17%	829
MEDONE URGENT CARE CENTER		604	224	27%	828
PALM GARDEN OF VERO BEACH		771	51	6%	822
DYNIX DIAGNOSTICS	2	534	283	35%	819
FLORIDA HOSPITAL ORLANDO		743	74	9%	817
FLAGLER COUNTY HEALTH DEPARTMENT	3	633	179	22%	815
ASAP LABS LLC	7	655	151	19%	813
VITAS HEALTHCARE CORPORATION OF FLA	1	805	6	1%	812
ASCENSION ST VINCENT'S - CLAY		775	35	4%	810
PEDIATRIC HEALTHCARE ALLIANCE PA		748	62	8%	810
GOLDEN GATE FAMILY CLINIC		332	477	59%	809
BUFFALO CROSSING HEALTHCARE & REHABILITATION CTR		781	19	2%	800
BOND AND STEELE CLINIC PA		588	212	27%	800
NITE LITE PEDIATRICS		234	564	71%	798
NONE		308	489	61%	797
TELESCOPE HEALTH LLC	4	671	121	15%	796
ORANGE BLOSSOM FAMILY HEALTH		745	48	6%	793
VALENCIA HILLS HEALTH AND REHABILITATION CENTER		776	17	2%	793
SEMINOLE NURSING PAVILION		770	8	1%	778
ETHOS WELLNESS PHARMACY		728	50	6%	778
WATSON THERAPEUTICS INC	1	735	39	5%	775
WILLOWBROOKE COURT AT EDGEWATER POINTE ESTATES		764	9	1%	773
VENICE REGIONAL BAYFRONT HEALTH (PULMONARY)		637	135	17%	772
LIFEBRITE	2	538	231	30%	771
ORLANDO HEALTH AND REHAB CENTER		722	45	6%	767

# COVID-19: testing by laboratory

Data through May 11, 2021 verified as of May 12, 2021 at 09:25 AM

Data in this report are provisional and subject to change.

The numbers in the table below represent the number of Florida and non-Florida residents for whom test results were received by the Department of Health. A person can be tested by more than one laboratory and can have both positive and negative results. **Therefore, the sum of the numbers in each column will be larger than the total number of people tested.**

Reporting lab	Inconclusive	Negative	Positive	Percent positive	Total
KENDALL HEALTHCARE PROPERTIES DBA	2	731	30	4%	763
LIFE CARE CENTER OF PENSACOLA		711	50	7%	761
MOUNT SINAI LABORATORY		722	37	5%	759
Crestview Rehabilitation Center	5	625	129	17%	759
ADVENT HEALTH - DELTONA ER		630	128	17%	758
BOCA GRANDE HEALTH CLINIC		714	40	5%	754
MANOR CARE HEALTH SERVICES - FT MYERS		724	28	4%	752
MAIN STREET MEDICAL CENTER		223	529	70%	752
NORTHEAST FLORIDA NEUROLOGY CLINICS, INC		637	113	15%	750
RAINBOW PEDIATRIC CENTER PA		702	47	6%	749
PALM GARDEN OF CLEARWATER		730	18	2%	748
ADVENT HEALTH LAB - ORLANDO		434	312	42%	746
PEDIATRICS IN BREVARD PA		674	68	9%	742
SANTA ROSA MEDICAL GROUP		575	166	22%	741
PHYSICIANS STAT LAB INC		649	92	12%	741
THE PRESERVE		723	16	2%	739
LIFE CARE CENTER OF ORANGE PARK		703	34	5%	737
DXTERITY DIAGNOSTICS	2	692	43	6%	737
EMED LABS, LLC	3	714	19	3%	736
ARTHREX MEDICAL CENTER	1	575	156	21%	732
EDEN SPRINGS NURSING AND REHAB CENTER		615	112	15%	727
BALDWIN PEDIATRICS	1	692	33	5%	726
FORT MYERS INTERNAL MEDICINE, LLC		652	70	10%	722
CARE ONE OF FLORIDA	1	537	183	25%	721
GULF COAST MOLECULAR LABORATORIES	13	599	109	15%	721
DISNEY COVID TEST SITE		703	17	2%	720
MANOR PINES CONVALESCENT CENTER LLC	1	693	24	3%	718
HEARTLAND PEDIATRICS OF LAKE WALES		644	74	10%	718
DIAMOND RIDGE HEALTH AND REHABILITATION		681	36	5%	717
SUWANNEE HEALTH AND REHABILITATION CENTER		709	5	1%	714
VETERANS AFFAIRS MEDICAL CENTER	1	45	665	94%	711
JOHN KNOX VILLAGE HEALTH CENTER		678	31	4%	709
NCH HEALTHCARE SYSTEM MICROBIOLOGY LAB		2	706	100%	708
GRAND COURT TAMPA		702	4	1%	706
NCH HEALTHCARE BONITA		561	145	21%	706
SOUTHERN LABORATORY SERVICES OF NWF		667	38	5%	705
MEDONE URGENT CARE AT ST. AUGUSTINE		250	453	64%	703
EMERALD SHORES HEALTH AND REHABILITATION		600	102	15%	702
CLIFFORD CHESTER SIMS STATE VETERANS		687	13	2%	700
CHILDRENS CLINIC WEST FLORIDA PEDIATRICS		645	55	8%	700
Signature HealthCare Center of Waterford		663	37	5%	700
PREMIER MEDICAL LABORATORY SERVICES	2	468	225	32%	695
HOLMES REGIONAL MEDICAL CENTER		11	683	98%	694
MAYFLOWER ASSISTED LIVING		687	7	1%	694
BAPTIST PRIMARY CARE	2	562	127	18%	691
QUALITOX LABORATORIES		500	190	28%	690
OCALA FAMILY MEDICAL CENTER INC	2	595	91	13%	688

# COVID-19: testing by laboratory

Data through May 11, 2021 verified as of May 12, 2021 at 09:25 AM

Data in this report are provisional and subject to change.

The numbers in the table below represent the number of Florida and non-Florida residents for whom test results were received by the Department of Health. A person can be tested by more than one laboratory and can have both positive and negative results. **Therefore, the sum of the numbers in each column will be larger than the total number of people tested.**

Reporting lab	Inconclusive	Negative	Positive	Percent positive	Total
ADVENT HEALTH - WESTCHASE ER		598	89	13%	687
MEDICAL FP - WHOLE FAMILY HEALTH CENTER		566	120	17%	686
NATURE COAST MEDICAL GROUP		563	122	18%	685
VITAS HEALTHCARE CORP OF CENTRAL FL		658	26	4%	684
RIVER GARDEN HEBREW HOME FOR THE AGED		624	57	8%	681
AFC URGENT CARE		248	433	64%	681
PHYSICIANS PRIMARY CARE OF SOUTHWEST FLORIDA	1	650	29	4%	680
SIGNATURE HEALTHCARE OF BROOKWOOD GARDENS		667	11	2%	678
TREE HOUSE PEDIATRICS PLLC		606	68	10%	674
MINI ER ADULT AND PEDIATRIC URGENT CARE		574	98	15%	672
FLORIDA HOSPITAL WAUCHULA		510	161	24%	671
Plantation Bay Rehabilitation Center		645	24	4%	669
CLEWISTON NURSING AND REHABILITATION CENTER		655	14	2%	669
MICHAEL A MIDDLETON MD PA		637	32	5%	669
GOLDEN GLADES NURSING & REHABILITATION CTR		646	23	3%	669
QUOTIENT SCIENCES		644	23	3%	667
SHORE ACRES CARE CENTER		626	40	6%	666
PALM BEACH COUNTY FIREFIGHTERS HEALTH CLINIC, LLC		568	97	15%	665
ST JOHN'S NURSING CENTER		637	25	4%	662
PALM GARDEN OF TAMPA		630	32	5%	662
LIFE CARE CENTER OF HILLIARD		640	22	3%	662
PRINCIPLE LABORATORY	8	636	16	2%	660
AMERICA'S PHARMACY LLC		578	81	12%	659
WILLOW BROOKE COURT AT INDIAN RIVER ESTATES		611	45	7%	656
POINT OF CARE TESTING SITE		630	26	4%	656
NSPIRE HEALTHCARE MIAMI LAKES	8	633	15	2%	656
NAPLES CHILDREN'S URGENT CARE		573	80	12%	653
HMA SANTA ROSA MEDICAL CENTER LLC DBA		530	123	19%	653
ADVENT HEALTH - TIMBERRIDGE ER		556	97	15%	653
ADVENTHEALTH MEDICAL GROUP PROMPT CAR	1	476	174	27%	651
MAVERICK LABS		461	190	29%	651
SABAL PALMS HEALTH AND REHAB		591	58	9%	649
MID-FLORIDA PATHOLOGY		481	167	26%	648
FHMG FLORIDA HOSPITAL MEDICAL GROUP		600	46	7%	646
VETERANS AFFAIRS MEDICAL CENTER - JAMES A HALEY			639	100%	639
HARBOUR HEALTH CENTER		618	19	3%	637
ADDINGTON PLACE AT WELLINGTON GREEN		626	11	2%	637
SAINTS 120 LLC	1	600	34	5%	635
CHILDRENS MEDICAL ASSOCIATION PA		564	69	11%	633
BALDOMERO LOPEZ STATE VETERANS NURSING HOME	2	624	6	1%	632
CONTINENTAL CLINICAL RESEARCH, LLC		557	75	12%	632
PHYSICIANS PRIMARY CARE LAB	1	552	77	12%	630
SOLARIS HEALTHCARE LAKE CITY		526	103	16%	629
FLORIDA DEPARTMENT OF HEALTH IN CALHOUN COUNTY		484	144	23%	628
EXPRESS URGENT CARE LLC		1	626	100%	627
SEBASTIAN RIVER MEDICAL CENTER	3	444	179	29%	626
CONSULATE HEALTHCARE OF VERO BEACH	14	527	83	13%	624

# COVID-19: testing by laboratory

Data through May 11, 2021 verified as of May 12, 2021 at 09:25 AM

Data in this report are provisional and subject to change.

The numbers in the table below represent the number of Florida and non-Florida residents for whom test results were received by the Department of Health. A person can be tested by more than one laboratory and can have both positive and negative results. **Therefore, the sum of the numbers in each column will be larger than the total number of people tested.**

Reporting lab	Inconclusive	Negative	Positive	Percent positive	Total
MANOR CARE NURSING CENTER OF SARASOTA FL LLC		537	87	14%	624
PALM GARDEN OF OCALA		520	102	16%	622
AFC URGENT CARE FAMILY CARE			622	100%	622
VILLA MARIA NURSING & REHAB CENTER INC	1	603	17	3%	621
PALM GARDEN OF ORLANDO		586	34	5%	620
DAVITA LABS	4	613	1	0%	618
WELL-BEING MEDICAL CENTER PLLC		557	59	10%	616
INTERNAL MEDICINE & PEDIATRICS OF TAMPA BAY PA		537	79	13%	616
THERADOC		152	462	75%	614
HOLY CROSS HOSPITAL		12	598	98%	610
PALMETTO FAMILY HEALTHCARE	1	398	209	34%	608
FLORIDA HOSPITAL MEDICAL GROUP		353	255	42%	608
PIONEER CLINICAL LAB LLC		495	109	18%	604
AFC URGENT CARE SEMINOLE	1		602	100%	603
HEALTH CENTER AT BRENTWOOD	1	553	47	8%	601
DASCENA, INC	3	537	60	10%	600
PATIENTS FIRST - MAHAN DRIVE		164	436	73%	600
MANOR OAKS NURSING & REHAB CENTER	5	592	2	0%	599
HOPE HOSPICE AND COMMUNITY SERVICES INC	14	563	21	4%	598
FOUNTAIN MANOR HEALTH AND REHAB CENTER	1	576	21	4%	598
URGENT CARE EXPRESS LLC		235	359	60%	594
UNIVERSITY OF TAMPA INC, THE		572	21	4%	593
The Manor at Blue Water Bay		530	63	11%	593
BROOKDALE FORT MYERS CYPRESS LAKE		590	2	0%	592
NEW YORK HOSPITAL LABORATORIES	1	575	16	3%	592
ORLANDO ORTHOPAEDIC OUTPATIENT SURGERY CENTER LLC		587	4	1%	591
SHORELINE PHYSICIAN GROUP		364	223	38%	587
DOH - INDIAN RIVER		487	99	17%	586
ANCIENT CITY PEDIATRICS	1	559	25	4%	585
HOSPICE OF THE FLORIDA SUNCOAST,THE		576	9	2%	585
BODYK		573	11	2%	584
BONIFAY NURSING AND REHAB CENTER		551	33	6%	584
AFC URGENT CARE TYRONE		4	579	99%	583
FLORIDA HOSPITAL HEARTLAND MED CTR LAKE PLACID		461	122	21%	583
LAUDERDALE NURSING CENTER LLC	1	561	19	3%	581
SUNSHINE URGENT CARE LLC		423	154	27%	577
WEST GABLES HEALTH CARE CENTER		562	11	2%	573
DBI HEALTH INC		557	16	3%	573
MEDICAL VB		451	121	21%	572
TENNESSEE DOH - NASHVILLE	2	504	66	12%	572
INNOVATIVE GENOMICS, LLC	9	518	44	8%	571
PREMIER MEDICAL CENTER LLC	11	530	28	5%	569
ECCOLAB GROUP	1	148	419	74%	568
BENTON PEDIATRICS INC		509	58	10%	567
NURSING PLUS OF BROWARD LLC	1	542	23	4%	566
PORT SAINT LUCIE HOSPITAL		556	10	2%	566
RICARDO NAVARRO DO PA		478	88	16%	566



# COVID-19: testing by laboratory

Data through May 11, 2021 verified as of May 12, 2021 at 09:25 AM

Data in this report are provisional and subject to change.

The numbers in the table below represent the number of Florida and non-Florida residents for whom test results were received by the Department of Health. A person can be tested by more than one laboratory and can have both positive and negative results. **Therefore, the sum of the numbers in each column will be larger than the total number of people tested.**

Reporting lab	Inconclusive	Negative	Positive	Percent positive	Total
PLANT CITY PEDIATRICS	1	450	111	20%	562
ARCPPOINTS LABS		491	71	13%	562
NEMOURS CHILDREN'S HOSPITAL		453	108	19%	561
MEMORIAL PEMBROKE 24/7 CARE CENTER		431	129	23%	560
CHAUTAUQUA REHABILITATION AND NURSING CENTER		547	12	2%	559
PALM GARDEN OF JACKSONVILLE☐	2	475	80	14%	557
PEDIATRIC ASSOCIATES OF OCALA PA		514	42	8%	556
VETERANS AFFAIRS MEDICAL CENTER - BAY PINES		19	537	97%	556
ENCOMPASS HEALTH REHABILITATION HOSPITAL OF SUNRISE	8	540	8	1%	556
VETERANS AFFAIRS MEDICAL CENTER - GAINESVILLE		3	551	99%	554
FIRST CHOICE PEDIATRICS		435	118	21%	553
CONSULATE HEALTH CARE OF BAYONET POINT	4	535	14	3%	553
The Sands at South Beach		549	4	1%	553
BAPTIST PRIMARY CARE, INC		521	31	6%	552
CITRUS NURSING CENTER LLC		505	47	9%	552
DIGNITY HEALING, LLC		532	19	3%	551
BROWARD PARTNERSHIP	6	537	8	1%	551
THE PALACE AT HOMESTEAD	1	529	21	4%	551
PALM GARDEN OF WINTER HAVEN	3	532	16	3%	551
PEDIATRICS BY THE SEA		518	33	6%	551
Solaris Healthcare Daytona	2	497	50	9%	549
Good Samaritan Society Kissimmee Village		483	66	12%	549
EXPERTUS LABORATORIES INC		448	100	18%	548
VITAE DIAGNOSTICS		534	13	2%	547
NCF DIAGNOSTICS & DNA TECHNOLOGIES	15	213	318	58%	546
LIFE CARE CENTER OF WINTER HAVEN		525	20	4%	545
GANDY CROSSING CARE CENTER	1	525	19	3%	545
COASTAL URGENT CARE		428	116	21%	544
DOCTORS CENTER,THE		432	111	20%	543
CARENOW	2	308	233	43%	543
JACKSON MEMORIAL LONG TERM CARE CENTER		505	36	7%	541
HERON POINTE HEALTH AND REHABILITATION	1	536	3	1%	540
NORTH FLORIDA REHABILITATION & SPECIALTY CARE☐		531	9	2%	540
STEWART SEBASTIAN RIVER MEDICAL CENTER		482	57	11%	539
THE VILLAGES REGIONAL HOSPITAL FREESTANDING		489	50	9%	539
FLORIDA STATE HOSPITAL CLINICAL LABORATORY		535	3	1%	538
JAMES A HALEY VETERANS HOSPITAL		1	537	100%	538
LORI MCAULIFFE MD PA		491	47	9%	538
FLOMEDILAB		301	236	44%	537
PENSACOLA PEDIATRICS MILTON		478	58	11%	536
MANOR AT CARPENTERS		503	32	6%	535
PARTICLE THEORY LABS		510	25	5%	535
SANDBAY URGENT CARE		433	100	19%	533
LIFE CARE CENTER OF PALM BAY☐		505	28	5%	533
KINDRED HOSPITAL	10	500	22	4%	532
MEDIPATH		96	435	82%	531
MAGNOLIA FAMILY URGENT CARE		481	49	9%	530

# COVID-19: testing by laboratory

Data through May 11, 2021 verified as of May 12, 2021 at 09:25 AM

Data in this report are provisional and subject to change.

The numbers in the table below represent the number of Florida and non-Florida residents for whom test results were received by the Department of Health. A person can be tested by more than one laboratory and can have both positive and negative results. **Therefore, the sum of the numbers in each column will be larger than the total number of people tested.**

Reporting lab	Inconclusive	Negative	Positive	Percent positive	Total
Consulate Health Care of North Fort Myers		517	13	2%	530
JACKSON MEMORIAL PERDUE MEDICAL CENTER		501	29	5%	530
CLERMONT HEALTH AND REHABILITATION CENTER		496	33	6%	529
ORLANDO HEALTH CENTER FOR REHABILITATION		514	15	3%	529
MED FAST URGENT CARE CENTER		260	269	51%	529
BROOKSVILLE HEALTHCARE CENTER LLC		514	15	3%	529
WHITE-WILSON MEDICAL CENTER - NICEVILLE		477	51	10%	528
MEDICAL CENTER CLINIC-IMMEDIATE CARE	1	423	104	20%	528
LITTLE PINE PEDIATRICS PLLC	3	463	61	12%	527
FLORIDA DEPARTMENT OF HEALTH CLAY COUNTY	1	424	101	19%	526
University Crossing		524	2	0%	526
TRINITY REGIONAL REHAB CENTER		494	32	6%	526
ORLANDO VA MEDICAL CENTER		2	523	100%	525
Palm Garden of Largo		520	4	1%	524
Solaris HealthCare Windermere		491	33	6%	524
NEW PLANT CITY FAMILY CARE	1	289	232	44%	522
MEMPHIS PATHOLOGY LABORATORY	5	493	24	5%	522
HILLCREST HEALTH CARE & REHABILITATION CENTER	3	504	15	3%	522
SUSANNA WESLEY HEALTH CENTER		485	37	7%	522
ST CLOUD REGIONAL MEDICAL CENTER CLINICAL LAB		394	127	24%	521
STARKE FAMILY MEDICAL CENTER		425	95	18%	520
ENZO CLINICAL LABS INC	3	490	26	5%	519
EMERALD COAST PEDIATRICS & ADOL		454	65	13%	519
SOLARIS HEALTHCARE OSCEOLA		494	25	5%	519
MIDWAY SPECIALTY CARE CENTER	3	401	114	22%	518
Ocala Health and Rehabilitation Center		494	23	4%	517
PARKLANDS FACILITY INC	4	469	42	8%	515
MEDFAST URGENT CARE CENTERS		231	283	55%	514
PINES OF SARASOTA		505	9	2%	514
PW WINDERMERE SUBTENANT LLC		510	3	1%	513
ATLANTIC SHORES NURSING AND REHAB CENTER	1	499	12	2%	512
ASSOCIATESMD MEDICAL GROUP INC		436	75	15%	511
THE SPRINGS AT BOCA CIEGA BAY		498	11	2%	509
AMBULATORY SURGERY CENTER OF BOCA RATON LTD		504	4	1%	508
NEW YORK PRESBYTERIAN - CUMC CLINICAL		487	20	4%	507
TIDEWELL HOSPICE INC	2	498	7	1%	507
FLO-MEDILAB SERVICES LLC		195	311	61%	506
UNIVERSITY OF CENTRAL FLORIDA HEALTH SERVICES		483	21	4%	504
BHA TITUSVILLE CLINIC		469	35	7%	504
LA MER NH LLC		496	8	2%	504
ASCEND CLINICAL	7	415	82	16%	504
MOOSEHAVEN HEALTH CENTER		454	48	10%	502
METROPOLITAN HOSPITAL CENTER		492	9	2%	501
ADVENTHEALTH EXPRESS CARE AT		417	84	17%	501
GEORGIA PUBLIC HEALTH LABORATORY		467	34	7%	501
FAIRWAY OAKS CENTER LLC	6	488	6	1%	500
WIMAUMA COMMUNITY HEALTH CENTER		413	87	17%	500

# COVID-19: testing by laboratory

Data through May 11, 2021 verified as of May 12, 2021 at 09:25 AM

Data in this report are provisional and subject to change.

The numbers in the table below represent the number of Florida and non-Florida residents for whom test results were received by the Department of Health. A person can be tested by more than one laboratory and can have both positive and negative results. **Therefore, the sum of the numbers in each column will be larger than the total number of people tested.**

Reporting lab	Inconclusive	Negative	Positive	Percent positive	Total
CLINICAL PATHOLOGY LABS		388	112	22%	500
GOOD SAMARITAN CENTER		497	3	1%	500
NORTH FLORIDA RETIREMENT VILLAGE		494	5	1%	499
Colonial Lakes Health Care		453	46	9%	499
Cypress Cove Care Center		397	101	20%	498
VITAS HEALTHCARE CORPORATION		490	5	1%	495
Darcy Hall Of Life Care		481	14	3%	495
VITAS LUTHERAN TOWERS INPATIENT PROGRAM		429	65	13%	494
NAIA		493	1	0%	494
OKEECHOBEE COUNTY HEALTH DEPT	1	364	129	26%	494
SOLARIS HEALTHCARE MERRITT ISLAND		432	61	12%	493
TUSKAWILLA NURSING AND REHAB CENTER	2	482	8	2%	492
Heartland Healthcare of Ft. Myers	1	488	3	1%	492
ELLENTON PEDIATRICS		473	19	4%	492
Parkview Rehabilitation Center at Winter Park		482	10	2%	492
Quest Diag Unspecifd	1	326	164	33%	491
AMEERAH LABS, LLC	2	399	89	18%	490
Williston Care Center		426	63	13%	489
EPN URGENT CARE		83	405	83%	488
VILLAGE DOCTORS OF KEYSTONE		387	100	21%	487
Life Care Center of Punta Gorda	1	469	15	3%	485
BOULEVARD REHABILITATION CENTER		469	16	3%	485
SOLARIS HEALTHCARE BAYONET POINT		463	21	4%	484
AZALEA TRACE PHYSICIAN SERVICES		476	7	1%	483
FLETCHER HEALTH AND REHABILITATION CENTER		480	3	1%	483
HARTS HARBOR HEALTH CARE CENTER		457	24	5%	481
PALM BEACH PEDIATRICS PA	2	416	62	13%	480
MOBILE MEDICAL ASSOCIATES PL	17	409	52	11%	478
Manatee Springs Rehabilitation and Nursing Center		458	20	4%	478
FAMILY EXPRESS URGENT CARE		5	473	99%	478
NAVAL HOSPITAL - JACKSONVILLE		137	340	71%	477
HEALTHY STEPS PEDIATRICS		425	52	11%	477
ADVENTHEALTH EXPRESS CARE AT WALGREENS 49TH STREET		405	71	15%	476
MEDSCAN LABORATORY INC	1	256	218	46%	475
SANTA ROSA CENTER FOR REHABILITATION AND HEALING		403	71	15%	474
Q ANSWER LAB	1	414	59	12%	474
FAMILY CARE PARTNERS OF NORTHEAST FLORIDA LLC		393	79	17%	472
HOLISTIX TREATMENT CENTERS		460	10	2%	470
SEASIDE HEALTH AND REHABILITATION CENTER		406	63	13%	469
NTD_EUROFINS_AIMS		429	40	9%	469
MANOR CARE OF BOYNTON BEACH LLC		445	24	5%	469
Bayside Care Center	1	448	20	4%	469
MARION AND BERNARD L SAMSON NURSING CENTER		464	4	1%	468
ABBAY DELRAY		461	6	1%	467
MANORCARE HEALTH SERVICES - VENICE		410	56	12%	466
UNIVERSITY OF TAMPA STUDENT HEALTH AND SHC CLINICAL LABORATORY		298	168	36%	466
CareATC - Jackson	120	300	46	10%	466

# COVID-19: testing by laboratory

Data through May 11, 2021 verified as of May 12, 2021 at 09:25 AM

Data in this report are provisional and subject to change.

The numbers in the table below represent the number of Florida and non-Florida residents for whom test results were received by the Department of Health. A person can be tested by more than one laboratory and can have both positive and negative results. **Therefore, the sum of the numbers in each column will be larger than the total number of people tested.**

Reporting lab	Inconclusive	Negative	Positive	Percent positive	Total
AYERS HEALTH & REHABILITATION CENTER		458	7	2%	465
BROOKDALE PALMER RANCH	1	407	57	12%	465
OCEAN BIOSCIENCES		453	11	2%	464
LIFE HOPE LABS, LLC		449	15	3%	464
HEALTHWORKS MED GROUP OF FLORIDA PA	3	452	9	2%	464
SAMANTHA WILSON CARE CENTER	4	445	12	3%	461
THE PALACE MANAGEMENT - THE PALACE AT CORAL GABLES		458	3	1%	461
PALM GARDEN OF WEST PALM BEACH	4	439	16	3%	459
ONESTOP MEDICAL AND URGENT CARE LLC		397	60	13%	457
TREASURE COAST COMMUNITY HEALTH	3	378	75	16%	456
PEDIATRIC HEALTH CARE ALLIANCE, PA		412	43	9%	455
CLARIDGE HOUSE NURSING CENTER		437	18	4%	455
CLINICAL LABS OF HAWAII		451	4	1%	455
INDIAN RIVER CTR, LLC		403	52	11%	455
ST PETERSBURG PEDIATRICS-SEMINOLE BLVD		381	73	16%	454
HARDEE COUNTY HEALTH DEPARTMENT		368	86	19%	454
ROLLINS COLLEGE WELLNESS CENTER		130	322	71%	452
ST PETERSBURG PEDIATRICS-PARK BLVD		410	42	9%	452
ORCHARD PARK HEALTH & REHABILITATION		446	6	1%	452
BLOUNTSTOWN REHABILITATION CENTER LLC		344	108	24%	452
PRO HEALTH		202	248	55%	450
ST ANDREWS BAY SKILLED NURSING &		389	61	14%	450
NATIONS BEST FAMILY HEALTH CARE		264	185	41%	449
BAPTIST HEALTH URGENT CARE AT PLANTATION		379	69	15%	448
SMA SPECIALTY MEDICAL LAB		120	327	73%	447
DIAMOND RIDGE HEALTH AND REHABILITATION CENTER		424	22	5%	446
RENAISSANCE AT THE TERRACES		438	8	2%	446
SPECIALTY HEALTH AND REHABILITATION CENTER		412	31	7%	443
RITECARE MEDICAL CENTER		352	90	20%	442
Destin Healthcare and Rehabilitation Center	1	401	40	9%	442
EMERITUS AT NAPLES	2	439	1	0%	442
WATERMARK LAKE POINTE WOODS LLC		424	18	4%	442
MORSELIFE MEMORY CARE RESIDENCE		432	9	2%	441
BROOKDALE LAKE TAVARES		431	8	2%	439
ABBOTT DIAGNOSTICS		409	29	7%	438
DIAGNOSTIC & CLINICAL CARE SERVICES INC DBA		351	87	20%	438
ORCHARD RIDGE CARE AND REHABILITATION CENTER		419	19	4%	438
AVANTE AT OCALA INC	5	400	32	7%	437
Bardmoor Oaks Healthcare and Rehabilitation Center		422	14	3%	436
APP-UNIPATH, LLC	2	417	16	4%	435
PENSACOLA PEDIATRICS, PA		415	19	4%	434
WALGREENS 3173		395	39	9%	434
TAMARAC REHABILITATION & HEALTH CENTER		427	6	1%	433
PruittHealth Panama City	1	367	64	15%	432
FLORIDA HEART & VASCULAR MULTISPECIALTY GROUP PA		328	102	24%	430
AVECINA MEDICAL JULINGTON	1	240	189	44%	430
FLORIDA DEPT OF HEALTH IN BREVARD COUNTY	3	364	63	15%	430

# COVID-19: testing by laboratory

Data through May 11, 2021 verified as of May 12, 2021 at 09:25 AM

Data in this report are provisional and subject to change.

The numbers in the table below represent the number of Florida and non-Florida residents for whom test results were received by the Department of Health. A person can be tested by more than one laboratory and can have both positive and negative results. **Therefore, the sum of the numbers in each column will be larger than the total number of people tested.**

Reporting lab	Inconclusive	Negative	Positive	Percent positive	Total
HCSO OCCUPATIONAL HEALTH AND WELLNESS CENTER		344	83	19%	427
Life Care Center of Ocala		357	70	16%	427
BAPTIST PRIMARY CARE INC	1	397	28	7%	426
HEALTH CENTRAL PARK		359	67	16%	426
SUNLAND MARIANNA COX MEDICAL CENTER		382	43	10%	425
SUN COUNTRY PEDIATRICS PLLC	9	378	37	9%	424
FLORIDA DEPARTMENT OF HEALTH IN LIBERTY COUNTY	3	324	97	23%	424
Solaris Healthcare Lake Bennet		386	38	9%	424
PALMS OF SEBRING		385	38	9%	423
SABAL DIRECT PRIMARY CARE, PA		338	84	20%	422
LEHIGH REGIONAL MEDICAL CENTER LAB	2	372	47	11%	421
CHEEK AND SCOTT DRUGS INC		350	71	17%	421
GARCIA CLINICAL LABORATORY		28	392	93%	420
COLLIER COUNTY JAIL		418	2	0%	420
BAY VILLAGE OF SARASOTA INC		417	3	1%	420
KEY LARGO - LARGO CARGO		379	38	9%	417
MINUTECLINIC LLC #3671		372	45	11%	417
MY HEALTHY BLUEPRINT BY BAPTIST HEALTH CARE		348	68	16%	416
PEACHTREE IMMEDIATE CARE		351	65	16%	416
BRIDGEWATER PARK HEALTH AND REHAB	3	379	34	8%	416
Bay Breeze Senior Living and Rehabilitation Center		363	53	13%	416
HEALTH PARK CARE CENTER		408	7	2%	415
LIFE CARE PONTE VEDRA INC		402	12	3%	414
FLORIDA DEPARTMENT OF HEALTH		361	53	13%	414
STUART - FAIRGROUNDS		364	49	12%	413
Timberridge Center for Rehabilitation and Healing		378	35	8%	413
MILLENIA ADVANCED SCIENTIFIC LLC		359	51	12%	410
BAYSHORE DIAGNOSTICS		362	46	11%	408
TIDE LABORATORIES		362	45	11%	407
Vi at Lakeside Village Skilled Nursing		392	15	4%	407
NAPHCARE, INC AT MANATEE COUNTY JAIL		380	26	6%	406
UR MEDICINE LABS- CENTRAL LABORATORY		379	26	6%	405
The Care Center at Pinellas Park	1	390	14	3%	405
LASER & SURGERY CENTER OF THE PALM BEACHES		403	2	0%	405
Solaris Healthcare Coconut Creek		394	11	3%	405
TRI-COUNTY NURSING AND REHABILITATION CENTER INC		389	15	4%	404
ELMCROFT PINECREST	1	376	27	7%	404
BARTON HEALTH ALLIANCE	3	353	47	12%	403
HARDEE MANOR HEALTH CARE CENTER	1	398	4	1%	403
HENDRY REGIONAL MEDICAL CENTER		117	284	71%	401
OCEAN VIEW NURSING AND REHAB CENTER		379	22	5%	401
PALMS REHABILITATION AND HEALTHCARE CENTER		359	40	10%	399
ARCPOINT LABS OF ST PETERSBURG		308	91	23%	399
LUIS A GHIGLINO MD PA		386	12	3%	398
MEDFAST URGENT CARE CENTER		167	231	58%	398
ROSEWOOD HEALTH AND REHABILITATION CENTER		370	27	7%	397
MADISON FACILITY INC		389	7	2%	396

# COVID-19: testing by laboratory

Data through May 11, 2021 verified as of May 12, 2021 at 09:25 AM

Data in this report are provisional and subject to change.

The numbers in the table below represent the number of Florida and non-Florida residents for whom test results were received by the Department of Health. A person can be tested by more than one laboratory and can have both positive and negative results. **Therefore, the sum of the numbers in each column will be larger than the total number of people tested.**

Reporting lab	Inconclusive	Negative	Positive	Percent positive	Total
ADVANCED AMBULATORY SURGERY CENTER		380	14	4%	394
MINI ER AND URGENT CARE		289	105	27%	394
EXCEL PEDIATRICS		336	58	15%	394
PEDIATRICS IN BREVARD PA- ROCKLEDGE		347	47	12%	394
JACKSONVILLE KIDS PEDIATRICS, PLLC		359	35	9%	394
Life Care Center at Inverrary		384	10	3%	394
PORT CHARLOTTE HMA		350	43	11%	393
Coastal Health and Rehabilitation Center		380	12	3%	392
GENETIC TECHNOLOGICAL INNOVATIONS, LLC		378	14	4%	392
BAPTIST HEALTH SOUTH FLORIDA - WEST BOCA URGENT CARE		326	66	17%	392
SIGNATURE HEALTHCARE OF NORTH FLORIDA		388	4	1%	392
MANORCARE AT LELY PALMS		384	7	2%	391
AVANTE AT MT DORA		381	8	2%	389
BARBER		13	376	97%	389
Stacey Health Care Centers Inc. dba Riverside Care Center		358	30	8%	388
LIFE BRITE	4	365	18	5%	387
BOCA BIOLISTICS REFERENCE LABORATORY	3	256	127	33%	386
SERENADES IN THE VILLAGES		333	53	14%	386
VILLAGE PLACE NH LLC		339	46	12%	385
CORAL TRACE HEALTH CARE	2	378	5	1%	385
SEA BREEZE REHAB AND NURSING CENTER		376	9	2%	385
AVON PARK PEDIATRICS INC	3	341	40	10%	384
FAMILY MEDICAL CARE OF PALM BEACH		280	104	27%	384
VILLAGE DOCTORS FAMILY MEDICAL CENTER OF		316	68	18%	384
SUNCOAST URGENT CARE		286	97	25%	383
ST CATHERINE'S WEST REHABILITATION HOSPITAL		369	13	3%	382
BEAR CREEK NURSING CENTER		377	5	1%	382
JACKSONVILLE VA UNIVERSITY OPC	4	366	12	3%	382
BAYFRONT MEDICAL		335	47	12%	382
BROOKDALE PADDOCK HILLS	2	378	2	1%	382
COMMUNITY HEALTH AND REHABILITATION CENTER		318	63	17%	381
VETERANS AFFAIRS MEDICAL CENTER - LAKE CITY		52	328	86%	380
ENCOMPASS HEALTH REHABILITATION OF SEA PINES		378	1	0%	379
TRENTON MEDICAL CENTER INC DBA PALMS MEDICAL GROUP	4	282	93	25%	379
ARCPOINT LABS OF SARASOTA MANATEE		295	83	22%	378
ACCESS MEDICAL CENTER	1	344	33	9%	378
24/7 PEDIATRIC CARE CENTERS INC		356	21	6%	377
BAYA PHARMACY WEST		8	368	98%	376
KISSIMMEE FACILITY OPERATIONS LLC		352	24	6%	376
SOLARIS HEALTHCARE PARKWAY	2	355	19	5%	376
ELMHURST HOSPITAL CENTER	1	343	32	9%	376
Solaris HealthCare Imperial		367	8	2%	375
COLOR GENOMICS, INC.	4	365	6	2%	375
FL HUD DESTIN, LLC D/B/A GRAND BOULEVARD HEALTH		336	39	10%	375
FAIR HAVENS CENTER, OPCO		368	7	2%	375
SANFORD LABORATORIES		333	42	11%	375
SPRINGTREE REHAB & HEALTH CARE CENTER		350	24	6%	374

# COVID-19: testing by laboratory

Data through May 11, 2021 verified as of May 12, 2021 at 09:25 AM

Data in this report are provisional and subject to change.

The numbers in the table below represent the number of Florida and non-Florida residents for whom test results were received by the Department of Health. A person can be tested by more than one laboratory and can have both positive and negative results. **Therefore, the sum of the numbers in each column will be larger than the total number of people tested.**

Reporting lab	Inconclusive	Negative	Positive	Percent positive	Total
REHABILITATION CENTER OF LAKE CITY, THE		344	30	8%	374
EPWORTH VILLAGE RETIREMENT COMMUNITY		367	6	2%	373
HAINES CITY REHABILITATION AND NURSING CENTER		349	24	6%	373
MANOR CARE OF NAPLES FL LLC		366	6	2%	372
URGENT CARE BETHESDA	1	318	52	14%	371
ST JOSEPH'S HOSPITAL LABORATORY		2	369	99%	371
MACDILL AIR FORCE BASE		330	41	11%	371
Palmetto Subacute Care Center		359	11	3%	370
INFORM DIAGNOSTICS		361	9	2%	370
ADVENT HEALTH - TAMPA		148	221	60%	369
LAKE EUSTIS HEALTH AND REHABILITATION CENTER		361	8	2%	369
HOLIDAY CVS LLC DBA CVS/PHARMACY #0440		352	16	4%	368
BAYA POINTE NURSING AND REHABILITATION		285	83	23%	368
HOLISTIC PEDIATRICS GROUP LLC		343	25	7%	368
EHEALTHSCREENINGS, LLC		368			368
HOLLEY NAVARRE MEDICAL CLINIC		283	84	23%	367
FAMILY CARE PARTNERS OF NE FLORIDA LLC		291	75	20%	366
ESTERO ISLAND MEDICAL CENTER		289	76	21%	365
TAVARES PEDIATRICS		306	59	16%	365
RIVERS FAMILY MEDICINE PA		276	87	24%	363
Marshall Health and Rehabilitation Center		314	49	13%	363
RAPID RELIABLE TESTING NY LLC		351	12	3%	363
VIERA VA OPC		355	7	2%	362
CYPRESS COVE		354	8	2%	362
SOUTHWEST ORLANDO FAMILY MEDICINE, PL		298	60	17%	358
CITY OF PORT SAINT LUCIE		333	24	7%	357
AVANTE AT LEESBURG INC		352	5	1%	357
ARGO SENIOR LIVING AT HAVERHILL		336	21	6%	357
AVENTURA REHAB AND NURSING CENTER		338	17	5%	355
The Grove Health and Rehabilitation		331	24	7%	355
Surrey Place Healthcare and Rehabilitation		352	2	1%	354
MY CLINICAL LAB		223	129	37%	352
FOUNTAIN INN NURSING & REHABILITATION CTR, INC		346	6	2%	352
KEY WEST HEALTH AND REHAB	1	343	8	2%	352
WILLISTON PEDIATRICS PA	1	310	41	12%	352
VILLAGE AT VIENNA SQUARE, THE □	6	329	17	5%	352
FLORIDA KEYS PEDIATRICS & ADOLESCENT CENTER		333	18	5%	351
CORAL BAY HEALTHCARE AND REHABILITATION	1	338	12	3%	351
HOSPICE OF LAKE & SUMTER INC	1	337	10	3%	348
Avante at St Cloud, Inc.		336	11	3%	347
JACKSON PLAZA NURSING & REHAB CENTER	6	332	9	3%	347
SELECT REFERENCE LABORATORIES, LLC	1	333	12	3%	346
HEALTH DESIGNS		332	14	4%	346
APOLLO HEALTH & REHABILITATION		339	7	2%	346
SUNRISE DIAGNOSTIC LABORATORY		292	53	15%	345
AFTER HOURS PEDIATRICS INC	1	1	343	99%	345
USAFSAM/PHE		175	170	49%	345

# COVID-19: testing by laboratory

Data through May 11, 2021 verified as of May 12, 2021 at 09:25 AM

Data in this report are provisional and subject to change.

The numbers in the table below represent the number of Florida and non-Florida residents for whom test results were received by the Department of Health. A person can be tested by more than one laboratory and can have both positive and negative results. **Therefore, the sum of the numbers in each column will be larger than the total number of people tested.**

Reporting lab	Inconclusive	Negative	Positive	Percent positive	Total
FRICKS PHARMACY		281	64	19%	345
REGENTS PARK OF BOCA RATON□		339	5	1%	344
Concordia Village of Tampa AL		339	5	1%	344
FLORIDA HEALTH CARE PLANS			344	100%	344
EAST RIDGE RETIREMENT VILLAGE		341	3	1%	344
POMPANO REHABILITATION AND NURSING CTR		338	5	1%	343
LabCorp (Non-Interfaced)	2	131	210	61%	343
ADVENT HEALTH CENTRA CARE - PALM COAST		80	262	77%	342
DEPARTMENT OF HEALTH BUREAU OF FAMILY		331	11	3%	342
STATMED QUICK QUALITY CLINIC AT NORTH PINELLAS		80	261	77%	341
ST LUCIE EMPLOYEE HEALTH & WELLNESS CENTER		328	13	4%	341
CRYSTAL RIVER HEALTH & REHAB		337	4	1%	341
CRONOS CLINICAL LABORATORY	22	227	91	27%	340
FIRST CHOICE PEDIATRICS INC		300	40	12%	340
MEDICAL CENTER AT OCEAN REEF,THE		321	17	5%	338
RULEME CENTER	2	306	30	9%	338
SIGNATURE HEALTHCARE AT THE COURTYARD		291	47	14%	338
CONCIMED LLC		305	33	10%	338
MACCLENNY NURSING AND REHAB		320	18	5%	338
Avante at Inverness		333	3	1%	336
ST JUDE CHILDREN'S RESEARCH HOSPITAL		321	15	4%	336
MIAMI CEREBRAL PALSY RESIDENTIAL		334	1	0%	335
LODGE HEALTH AND REHABILITATION CENTER, THE		302	33	10%	335
ARDEN COURTS OF TAMPA□	2	327	6	2%	335
KENNEDY PAIN CLINIC GROUP LLC		301	34	10%	335
PHYSICIANS REGIONAL WALK-IN		196	138	41%	334
TIERRA PINES CENTER		321	13	4%	334
AMERICAN FINNISH NURSING HOME	2	323	8	2%	333
GOOD SAMARITAN SOCIETY-DAYTONA		312	21	6%	333
Life Care Center at Wells Crossing		309	24	7%	333
NORTH PINELLAS STATMED QUICK QUALITY CLINICS		236	97	29%	333
CROSS POINTE CARE CENTER	2	325	6	2%	333
ROSEN MEDICAL CENTER		287	44	13%	331
EDGEWATER AT WATERMAN VILLAGE,THE		315	16	5%	331
DELTONA HEALTH CARE		307	24	7%	331
TGH		1	327	100%	328
WESTCHESTER GARDENS LIMITED PARTNERSHIP		319	9	3%	328
TALLAHASSEE NHHI LLC	1	299	27	8%	327
ST JAMES HEALTH AND REHABILITATION CENTER		240	87	27%	327
HCTB INC		270	57	17%	327
ACCURATE DIAGNOSTIC LABS, INC		309	18	6%	327
VI AT BENTLEY VILLAGE HOME CARE		326	1	0%	327
SILVER CREEK SENIOR LIVING COMMUNITY		321	5	2%	326
PIONEER CLINICAL LAB, LLC		212	113	35%	325
DAYTONA BEACH HEALTH AND REHAB CENTER		323	2	1%	325
CENTERSTONE OF FLORIDA□		298	27	8%	325
Sunset Point Center		318	6	2%	324



# COVID-19: testing by laboratory

Data through May 11, 2021 verified as of May 12, 2021 at 09:25 AM

Data in this report are provisional and subject to change.

The numbers in the table below represent the number of Florida and non-Florida residents for whom test results were received by the Department of Health. A person can be tested by more than one laboratory and can have both positive and negative results. **Therefore, the sum of the numbers in each column will be larger than the total number of people tested.**

Reporting lab	Inconclusive	Negative	Positive	Percent positive	Total
220 GOLDEN, LLC	1	307	16	5%	324
LUTHERAN HAVEN		314	9	3%	323
HARBOURWOOD	1	315	7	2%	323
AMERICAN ESOTERIC LAB-BIRMINGHAM		318	5	2%	323
CENTRAL FLORIDA HEALTH SERVICES		277	45	14%	322
AVELLINO LAB USA, INC	1	308	13	4%	322
WALGREENS 4915	1	286	35	11%	322
Avante at Orlando	1	314	6	2%	321
HAVEN OF OUR LADY OF PEACE INC		313	8	2%	321
Life Care Center of Sarasota		308	13	4%	321
BIOCEPT		299	22	7%	321
West Melbourne Health and Rehabilitation Center		319	1	0%	320
HUNT CLUB PEDIATRIC ASSOCIATES, P.A.		272	48	15%	320
HEATHER HILL HEALTHCARE CENTER		273	47	15%	320
GULF COAST MEDICAL CENTER		313	6	2%	319
JACKSONVILLE UNIVERSITY	1	301	17	5%	319
PruittHealth Santa Rosa		225	94	29%	319
HOMESTEAD MANOR	2	275	41	13%	318
MEDEXPRESS LUTZ		4	313	99%	317
COLLIER PHARMACY		258	58	18%	316
QUICK CARE MED LLC	1	252	63	20%	316
BAY COUNTY SHERIFFS OFFICE JAIL FACILITY		262	53	17%	315
HIGHLANDS URGENT CARE			313	100%	313
GENESIS MEDICAL LABORATORY MIAMI FL.		83	230	73%	313
SILVERCREST HEALTH AND REHABILITATION CENTER	3	302	8	3%	313
D PEDIATRICS		283	30	10%	313
LAKESIDE NEUROLOGIC		298	14	4%	312
OSPREY LODGE		252	60	19%	312
AMERICAN RESEARCH LABS		266	46	15%	312
ST VINCENT'S AMBULATORY CARE INC DBA	2	269	39	13%	310
ELLENTON PEDIATRICS PA		289	20	6%	309
JUPITER MEDICAL CENTER URGENT CARE - STUART		236	72	23%	308
RIVERWOOD HEALTH NH LLC		268	39	13%	307
LEESBURG PEDIATRICS		270	37	12%	307
Chatsworth at PGA National, LLC		293	14	5%	307
CONEY ISLAND HOSPITAL	1	295	11	4%	307
Chatham Glen Healthcare and Rehabilitation Center		298	9	3%	307
PONTE VEDRA GARDENS		306	1	0%	307
MIDWAY PRIMARY CARE, LLC	11	190	104	34%	305
LAKELAND REGIONAL HEALTH SYSTEMS INC		39	266	87%	305
PERSONALIZED GENETIC TESTING	3	202	100	33%	305
XPRESS URGENT CARE- PORT ST. LUCIE		152	153	50%	305
USA HEALTH UNIVERSITY HOSPITAL CLINICAL LABORATORY	1	293	10	3%	304
WHITE WILSON MEDICAL IMMEDIATE CARE NICEVILLE		77	227	75%	304
DE LUNA HEALTH AND REHABILITATION CENTER		281	23	8%	304
CLARE BRIDGE ORMOND BEACH	1	303			304
PROFESSIONAL URGENT CARE SERVICES		252	52	17%	304

# COVID-19: testing by laboratory

Data through May 11, 2021 verified as of May 12, 2021 at 09:25 AM

Data in this report are provisional and subject to change.

The numbers in the table below represent the number of Florida and non-Florida residents for whom test results were received by the Department of Health. A person can be tested by more than one laboratory and can have both positive and negative results. **Therefore, the sum of the numbers in each column will be larger than the total number of people tested.**

Reporting lab	Inconclusive	Negative	Positive	Percent positive	Total
LAKE PARK OF MADISON		292	11	4%	303
SARAPATH DIAGNOSTICS		172	130	43%	302
STAR CARE		249	52	17%	301
FLORIDA ATLANTIC UNIVERSITY STUDENT HEALTH		249	52	17%	301
CONSULATE HEALTH CARE OF SAFETY HARBOR		294	7	2%	301
DISCOVERY VILLAGE AT NAPLES		284	17	6%	301
FREEDOM SQUARE NURSING CENTER□		289	12	4%	301
MEDICATION ROOMS-CSU/CI NURSE STATION	1	286	13	4%	300
AVANTE AT ORMOND BEACH INC		291	9	3%	300
PALM GARDEN OF PINELLAS		300			300
ARBOR FACILITY INC		296	4	1%	300
JUPITER MEDICAL CENTER URGENT CENTER		250	49	16%	299
BUENA VISTA URGENT CARE		264	34	11%	298
renaissance health and rehabilitation center		272	26	9%	298
THE RESIDENCE AT TIMBER PINES	4	266	26	9%	296
HEARTLAND PEDIATRICS OF LAKE PLACID PA	1	259	36	12%	296
ALLIANCE PEDIATRICS PA		288	8	3%	296
BROOKDALE DESTIN		284	12	4%	296
PAVILION FOR HEALTHCARE, THE		292	3	1%	295
MILLENNIUM PHYSICIAN GROUP LLC		258	37	13%	295
LONGWOOD FAMILY PRACTICE		226	69	23%	295
HOSPICE OF ST FRANCIS INC□		287	7	2%	294
WESTWOOD HEALTHCARE SNF		248	46	16%	294
FARAH MEDICAL		279	15	5%	294
NORTHWEST MEDICAL CENTER CLINICAL LABORATORY		175	118	40%	293
CHIPOLA HEALTH AND REHAB		275	18	6%	293
PROTEUS MOLECULAR AND CLINICAL LAB	1	179	112	38%	292
SHC College Park		288	3	1%	291
BIOIQ		243	48	16%	291
AMELIA MEDICAL CARE		132	159	55%	291
PALMS FACILITY INC		273	18	6%	291
Solaris Senior Living North Naples ALF		281	9	3%	290
Rehabilitation Center for Park Place LLC		279	11	4%	290
AMERICAN HEALTH ASSOCIATES INC	1	270	19	7%	290
SANDY PINES	2	244	44	15%	290
SIGNATURE HEALTHCARE OF ORANGE PARK		285	4	1%	289
DOCTORS MEMORIAL HOSPITAL		158	131	45%	289
STERLING HOUSE OF DELAND		288	1	0%	289
TRUE NORTH HEALTH NAVIGATION LLC DBA DISPATCHHEALTH	1	240	48	17%	289
PALM GARDEN OF GAINESVILLE	2	285	2	1%	289
AUBURN UNIVERSITY MEDICAL CLINIC		227	62	21%	289
Terrace Health and Rehab		284	4	1%	288
IMA MEDICAL GROUP		206	82	28%	288
BOND CLINIC, PA		215	73	25%	288
MAGNOLIA DIAGNOSTICS, LLC	4	256	28	10%	288
CAREATC CITY OF TAMPA	24	223	41	14%	288
WALGREENS 10670		250	38	13%	288

# COVID-19: testing by laboratory

Data through May 11, 2021 verified as of May 12, 2021 at 09:25 AM

Data in this report are provisional and subject to change.

The numbers in the table below represent the number of Florida and non-Florida residents for whom test results were received by the Department of Health. A person can be tested by more than one laboratory and can have both positive and negative results. **Therefore, the sum of the numbers in each column will be larger than the total number of people tested.**

Reporting lab	Inconclusive	Negative	Positive	Percent positive	Total
W FRANK WELLS NURSING HOME		258	29	10%	287
DAVID SCOTT MADWAR MD PA		258	29	10%	287
VETERANS AFFAIRS MEDICAL CENTER - MIAMI		2	283	99%	285
CHIPOLA MEDICAL ASSOCIATES, LLC		207	77	27%	284
BROWARD NURSING & REHABILITATION CTR	8	260	15	5%	283
LAKE VIEW CARE CENTER AT DELRAY		277	6	2%	283
AURORA DIAGNOSTICS BERNHARDT LABORATORIES PATHOLOGY SERVICE		190	93	33%	283
BRENTWOOD RETIREMENT COMMUNITY	5	242	34	12%	281
WASHINGTON REHAB AND NURSING		270	10	4%	280
A PLUS PEDIATRICS		246	32	12%	278
Crossbreeze care center	1	274	2	1%	277
PRUITT HEALTH-SANTA ROSA		275	2	1%	277
VILLAGES REGIONAL HOSPITAL SURGERY CENTER LLC, THE		218	58	21%	276
VITAS HEALTHCARE CORPORATION OF FL		261	15	5%	276
BARBARA O'REILLY MD PA		269	7	3%	276
DOS OF NORTH SHORES NURSING & REHAB CENTER		276			276
NASSAU COUNTY JAIL		229	45	16%	274
BENTLEY CARE CENTER		273	1	0%	274
RITE MEDICAL CARE PC		271	3	1%	274
Glades West Rehabilitation and Nursing Center		266	8	3%	274
NADAL PEDIATRICS		221	52	19%	273
Avante at Lake Worth, Inc.	1	266	6	2%	273
FIRST CHOICE PRIMARY CARE		216	56	21%	272
LAKEVIEW INTERNAL MEDICINE		204	67	25%	271
Jacaranda Manor		268	2	1%	270
ATLANTIC URGENT CARE		186	84	31%	270
PBC FIREFIGHTER BENEFIT FUND WELLNESS CENTER		225	45	17%	270
Sunnyside Nursing Home		267	3	1%	270
PREMIER PLACE AT THE GLENVIEW		261	9	3%	270
LEHIGH VALLEY GENOMICS		45	225	83%	270
ADVENT HEALTH CARE CENTER	9	246	14	5%	269
ADVENT HEALTH CENTRA CARE - ORMOND BEACH		113	155	58%	268
SURREY PLACE CARE CENTER		261	7	3%	268
Cross Gardens Care Center		267	1	0%	268
ST MARK VILLAGE	1	261	5	2%	267
ISLAND HEALTH AND REHABILITATION CENTER		259	8	3%	267
FORT MYERS REHABILITATION AND NURSING CENTER		241	26	10%	267
NORTH FLORIDA PEDIATRICS - MARIANNA		227	40	15%	267
GEORGE SAFRAN MD PC		252	14	5%	266
ADVENT HEALTH - PALM HARBOR ER		217	49	18%	266
THE PLAYERS CHAMPIONSHIP		265			265
SERANADES BY SONATA WEST ORANGE		236	29	11%	265
MIAMI JEWISH HEALTH SYSTEMS, INC	4	251	10	4%	265
SEAVIEW NURSING AND REHABILITATION CENTER		253	10	4%	263
EVENT MED SERVICES LABORATORY		258	5	2%	263
LAKESIDE HEALTH CENTER		259	2	1%	261
PATHWAY PHARMACY		216	44	17%	260

# COVID-19: testing by laboratory

Data through May 11, 2021 verified as of May 12, 2021 at 09:25 AM

Data in this report are provisional and subject to change.

The numbers in the table below represent the number of Florida and non-Florida residents for whom test results were received by the Department of Health. A person can be tested by more than one laboratory and can have both positive and negative results. **Therefore, the sum of the numbers in each column will be larger than the total number of people tested.**

Reporting lab	Inconclusive	Negative	Positive	Percent positive	Total
MARTIN ACQUISITION 1 LLC DBA		246	14	5%	260
BRADEN RIVER REHABILITATION CENTER LLC		258	2	1%	260
CLIFFORD CHESTER SIMS VA NURSING HOME		251	9	3%	260
GATTOLINE ENTERPRISES, INC. DBA FAMILY CARE PHARMACY		215	45	17%	260
ADVENT HEALTH - ORLANDO		195	64	25%	259
The Ponce Therapy Care Center		255	4	2%	259
CONSULATE HEALTHCARE OF KISSIMMEE		247	12	5%	259
WALGREENS #04809	1	231	27	10%	259
TERRACES OF LAKE WORTH CARE CENTER		247	12	5%	259
FLORIDA WOMAN CARE LABORATORY LLC		232	26	10%	258
KINDRED HOSPITAL THE PALM BEACHES		252	6	2%	258
CCS - JOSEPH V CONTE		256	2	1%	258
AZALEA TRACE		245	13	5%	258
KR at Hillsborough Lakes/Lutz Healthcare		248	10	4%	258
CARENOW LAKE MARY		45	213	83%	258
SAMIR EBEID MD		231	26	10%	257
BARTRAM CROSSING		257			257
OAKBROOK HEALTH AND REHABILITATION CENTER	1	242	14	5%	257
MARTIN MEMORIAL MEDICAL CENTER LAB		128	129	50%	257
SPRINGS AT LAKE POINTE WOODS		255	2	1%	257
FLOW HEALTH LABORATORIES LLC		251	6	2%	257
BAYVIEW CENTER		251	6	2%	257
VETERANS AFFAIRS ORLANDO VA MEDICAL CENTER			256	100%	256
HOMESTEAD VILLAGE		245	11	4%	256
FELLOWSHIP HOME AT THE FAIRWAY LLC		249	7	3%	256
VIERA DEL MAR HEALTH AND REHABILITATION CENTER		242	13	5%	255
FLORIDA CLINICAL LABORATORY-BIOREFERENCE LABORATORIES		103	152	60%	255
SHELL POINT VILLAGE MEDICAL CENTER		246	8	3%	254
HUNT CLUB PEDIATRIC ASSOCIATES PA		173	79	31%	252
CAREATC, INC.	1	226	24	10%	251
BUREAU OF CLINICAL LABORATORIES		209	42	17%	251
Consulate Health Care of St. Petersburg		244	7	3%	251
ST ANTHONYS REHABILITATION HOSPITAL	9	240	2	1%	251
BVM THE BRIDGES LLC		248	2	1%	250
FEDERATION CCRC OPERATIONS CORP		247	3	1%	250
FLORIDA MEDICAL CLINIC LLC		166	83	33%	249
ESCAMBIA COUNTY JAIL DETENTION DIVISION		242	7	3%	249
UCC - WELLINGTON		3	246	99%	249
ADVANCED MEDICAL GROUP		2	247	99%	249
ARDEN COURTS OF FORT MYERS		241	7	3%	248
CARRINGTON PLACE OF ST PETE LLC		242	6	2%	248
RIVERSIDE RECOVERY OF TAMPA		246	2	1%	248
ESCAMBIA COUNTY JAIL	2	180	66	27%	248
SACRED HEART HEALTH SYSTEM INC		207	41	17%	248
Orchid Cove at Sarasota		246	1	0%	247
ADVENTHEALTH EXPRESS CARE AT WESLEY CH		218	29	12%	247
PINELLAS CARE CENTER		210	36	15%	246

# COVID-19: testing by laboratory

Data through May 11, 2021 verified as of May 12, 2021 at 09:25 AM

Data in this report are provisional and subject to change.

The numbers in the table below represent the number of Florida and non-Florida residents for whom test results were received by the Department of Health. A person can be tested by more than one laboratory and can have both positive and negative results. **Therefore, the sum of the numbers in each column will be larger than the total number of people tested.**

Reporting lab	Inconclusive	Negative	Positive	Percent positive	Total
AVECINA MOBILE		121	125	51%	246
Flagler Health and Rehabilitation		243	3	1%	246
Heritage Healthcare at Tallahassee		239	7	3%	246
ST AUGUSTINE HEALTH & REHAB CENTER		244	1	0%	245
ROSEWOOD HEALTHCARE & REHABILITATION CENTER		239	6	2%	245
EDGEWOOD NURSING CENTER		235	10	4%	245
WHITE WILSON MEDICAL CENTER IMMEDIATE CARE		136	108	44%	244
ST PETERSBURG PEDIATRICS-EAST BAY	1	206	37	15%	244
MALABAR/ADVENT CENTRA CARE		48	196	80%	244
REGENTS PARK AT AVENTURA		229	15	6%	244
BAYA URGENT CARE LLC		212	31	13%	243
PADDOCK RIDGE		240	3	1%	243
life Care Center of Melbourne		226	17	7%	243
FORT PIERCE HEALTH CARE		236	7	3%	243
ARCHER HEALTH VENTURES, LLC		217	25	10%	242
VILLA MARIA WEST SKILLED NURSING FACILITY		233	8	3%	241
GOOD SAMARITAN CARES		236	5	2%	241
SOLARIS SENIOR LIVING VERO BEACH		232	9	4%	241
CLARE BRIDGE OF SARASOTA		238	2	1%	240
STERLING HOUSE OF WINTER HAVEN		237	3	1%	240
Lake Port Square Health Center		221	19	8%	240
PALM GARDEN OF AVENTURA		236	4	2%	240
AMERICAN HOUSE SENIOR LIVING		189	51	21%	240
SUNLIFE PHARMACY		211	29	12%	240
SOUTHLAND SUITES OF ORMOND BEACH	4	236			240
ORANGE COUNTY HEALTH DEPT		228	11	5%	239
FLORIDA HEALTH CARE PLAN INC		2	236	99%	238
Kindred Hospital South Florida Hollywood SNU		230	8	3%	238
FIRSTCARE CLINIC		121	116	49%	237
NORTH FLORIDA PEDIATRICS PA - DUVAL		207	29	12%	236
BAY VUE NURSING AND REHABILITATION CENTER		224	11	5%	235
GUEST HOUSE OCALA, THE		224	11	5%	235
OAK HAMMOCK AT THE UNIVERSITY OF FLORIDA		229	6	3%	235
BAY TREE CARE AND REHABILITATION CENTER		197	38	16%	235
ARDEN COURTS OF SEMINOLE		194	41	17%	235
BRANDON COMMUNITY HEALTH CENTER		203	31	13%	234
LCS SANDHILL COVE LLC DBA	6	219	9	4%	234
MATHISON RETIREMENT COMMUNITY, INC	1	222	11	5%	234
Fouraker Hills Rehab and Nursing		225	9	4%	234
DOCTORS MEMORIAL FAMILY MEDICINE	2	163	68	29%	233
MANDARIN PEDIATRICS		210	23	10%	233
MCW MENTAL HEALTH LLC		228	4	2%	232
Lakewood Nursing Center		198	34	15%	232
LAKE REGIONAL URGENT CARE		12	220	95%	232
ABSOLUTE HEALTH INTERNAL MEDICINE AND PEDIATRICS		205	27	12%	232
BORLAND GROOVER CLINIC	1	192	39	17%	232
Signature healthcare of Jacksonville		227	5	2%	232

# COVID-19: testing by laboratory

Data through May 11, 2021 verified as of May 12, 2021 at 09:25 AM

Data in this report are provisional and subject to change.

The numbers in the table below represent the number of Florida and non-Florida residents for whom test results were received by the Department of Health. A person can be tested by more than one laboratory and can have both positive and negative results. **Therefore, the sum of the numbers in each column will be larger than the total number of people tested.**

Reporting lab	Inconclusive	Negative	Positive	Percent positive	Total
MEASE COUNTRYSIDE HOSPITAL		2	230	99%	232
CHILDREN MED CARE INC		198	33	14%	231
ManorCare Health Services-Palm Harbor	1	229	1	0%	231
YOUR FAMILY WALK-IN CLINIC		17	213	93%	230
LYNN HAVEN SPORTS COMPLEX-WALKON CLINIC		21	209	91%	230
COLONY CLUB ALF,THE	1	213	15	7%	229
REGENCY PARK		209	19	8%	228
ASCENSION MEDICAL GROUP		5	223	98%	228
MEDICAL CONSULTANTS OF FLORIDA LLC	1	193	34	15%	228
HIGHLANDS LAKE CENTER		223	5	2%	228
WALGREENS #06012		196	31	14%	227
WIREGRASS DIRECT PRIMARY CARE PLLC		190	37	16%	227
ADVENT HEALTH - LAKE NONA		193	34	15%	227
CLERMONT URGENT CARE		1	226	100%	227
Royal Oaks Nursing and Rehab		226	1	0%	227
ALLSOUTH URGENT CARE		52	175	77%	227
BENDERSON FAMILY SKILLED NURSING AND		208	18	8%	226
JUNO DERMATOLOGY LLC		208	18	8%	226
PARKS HEALTHCARE & REHABILITATION CTR	4	211	11	5%	226
CORAL GABLES NURSING & REHABILITATION CENTER		215	11	5%	226
HOSPITAL FOR SPECIAL SURGERY		223	3	1%	226
KENILWORTH CARE & REHABILITATION CENTER		207	18	8%	225
NSPIRE HEALTHCARE LAUDERHILL		219	6	3%	225
PARK MEADOWS HEALTH AND REHABILITATION CENTER		224	1	0%	225
HEALTHPOINT MED GRP OF THE EMERALD COAST LLC		186	39	17%	225
FLORIDA DEPARTMENT OF HEALTH IN TAYLOR COUNTY	1	177	47	21%	225
INN AT ASTON GARDENS, THE		216	8	4%	224
FORT WALTON REHABILITATION CENTER		185	39	17%	224
Avante at Melbourne		219	5	2%	224
MACTOWN, INC		222	2	1%	224
DISCOVERY VILLAGE AT MELBOURNE		197	27	12%	224
Signature Healthcare of Ormond		222	2	1%	224
CONSULATE HEALTH CARE OF MELBOURNE		219	5	2%	224
CORAL REEF NURSING & REHABILITATION CENTER		216	8	4%	224
BONITA PHARMACY		202	21	9%	223
HEARTLAND SOUTH JACKSONVILLE OF JACKSONVILLE FL ,		222			222
MIAMI VA HEALTHCARE SYSTEM			222	100%	222
CCS - PAUL REIN DETENTION FACILITY		156	66	30%	222
FLAGLER COUNTY DETENTION CENTER		209	13	6%	222
PINNACLES PEDS CARE PA		222			222
ADVENT HEALTH CENTRA CARE - APOPKA NORTH		192	30	14%	222
LAKE WALES OPERATING GROUP LLC		216	5	2%	221
PALMS MEDICAL GROUP HIGH SPRINGS		183	38	17%	221
DOLPHIN POINTE HEALTH CARE LLC		198	23	10%	221
CONCORD LIFE SCIENCES LLC	2	201	17	8%	220
SUPERIOR RESIDENCES OF PANAMA CITY BEACH		213	7	3%	220
Boynton Beach Rehabilitation Center	2	213	5	2%	220

# COVID-19: testing by laboratory

Data through May 11, 2021 verified as of May 12, 2021 at 09:25 AM

Data in this report are provisional and subject to change.

The numbers in the table below represent the number of Florida and non-Florida residents for whom test results were received by the Department of Health. A person can be tested by more than one laboratory and can have both positive and negative results. **Therefore, the sum of the numbers in each column will be larger than the total number of people tested.**

Reporting lab	Inconclusive	Negative	Positive	Percent positive	Total
ARDEN COURTS OF DELRAY BEACH FL LLC	3	205	11	5%	219
ANGELS DIAGNOSTIC GROUP		174	45	21%	219
ADVENT HEALTH CENTRA CARE - DAYTONA BEACH		94	125	57%	219
The Waterford		216	3	1%	219
BOCA RATON REHABILITATION CENTER	4	211	4	2%	219
FLORIDA HEALTH CARE PLANS INC		2	217	99%	219
UNIVERSITY OF MIAMI		79	140	64%	219
SOUTH BALDWIN REGIONAL MEDICAL CENTER		205	14	6%	219
WOOD LAKE HEALTH AND REHABILITATION CENTER		219			219
JACKSON COUNTY HEALTH DEPARTMENT		163	55	25%	218
PEDIATRIC SPECIALISTS MEDICAL GROUP	1	193	24	11%	218
LAKE PORT SQUARE		200	17	8%	217
THE MANOR AT CARPENTERS		185	32	15%	217
ST. CLOUD REGIONAL MEDICAL CENTER		199	18	8%	217
LABCORP BURLINGTON	1	158	58	27%	217
Hampton Court Nursing and Rehabilitation Center		214	2	1%	216
BROOKDALE ATRIM WAY		210	6	3%	216
Taylor Care Center		210	5	2%	215
HEALTH FIRST - HOLMES REGIONAL MEDICAL CENTER		32	183	85%	215
GATEWAY/ADVENT CENTRA CARE	1	24	190	88%	215
ALL SEASONS NAPLES LLC		205	9	4%	214
Sunrise Health and Rehabilitation Center		206	8	4%	214
BLOCK, NATION, CHASE, AND SMOLEN FAMILY MEDICINE		157	57	27%	214
WORKPLACE SCREENING INTELLIGENCE			214	100%	214
CONSULATE HEALTH CARE OF WINTER HAVEN		209	4	2%	213
San Jose Health & Rehabilitation		207	6	3%	213
LIFE CARE CENTER OF PORT ST. LUCIE		201	12	6%	213
Consulate Healthcare of West Palm Beach		197	16	8%	213
EDWARD J HEALEY REHAB & NURSING CENTER		213			213
POCONO MEDICAL CENTER		212	1	0%	213
Bayside Health and Rehabilitation		181	31	15%	212
TUSCAN GARDENS OF PALM COAST		206	6	3%	212
FULGENT GENETICS	3	166	43	20%	212
GLENRIDGE ON PALMER RANCH,THE		202	8	4%	210
Lehigh Acres Health and Rehabilitation		198	12	6%	210
PATRIOT MEDICAL LABORATORIES		202	8	4%	210
GOOD SAMARITAN SOCIETY OF DELAND		199	11	5%	210
WEST		189	21	10%	210
The Palace Nursing and Rehabilitation Center		209			209
Nspire Health Care Kendall		199	10	5%	209
LAB CORP	1	121	87	42%	209
Whispering Oaks	11	175	23	11%	209
JACKSONVILLE NURSING AND REHAB CENTER		200	8	4%	208
SEMINOLE TRIBE OF FLORIDA		173	35	17%	208
BARKLEY PLACE	1	201	5	2%	207
MIRACLE HILL NURSING & REHABILITATION CENTER INC		201	6	3%	207
HIALEAH SHORES NURSING AND REHAB CENTER		199	8	4%	207

# COVID-19: testing by laboratory

Data through May 11, 2021 verified as of May 12, 2021 at 09:25 AM

Data in this report are provisional and subject to change.

The numbers in the table below represent the number of Florida and non-Florida residents for whom test results were received by the Department of Health. A person can be tested by more than one laboratory and can have both positive and negative results. **Therefore, the sum of the numbers in each column will be larger than the total number of people tested.**

Reporting lab	Inconclusive	Negative	Positive	Percent positive	Total
KINDRED HOSPITAL MELBOURNE	1	200	6	3%	207
NO FLORIDA PEDIATRICS, PA		179	27	13%	206
VILLAGE PEDIATRICS LLC		175	31	15%	206
NEW YORK CITY DEPARTMENT OF HEALTH & MENTAL		171	35	17%	206
TARPON POINT NURSING AND REHABILITATION CENTER		203	3	1%	206
SENIOR LIVING VII TAMPA LLC	1	195	9	4%	205
Cross Terrace REhabilitation		203	2	1%	205
PATHGROUP LABS LLC		97	107	52%	204
PCB CLINIC		159	45	22%	204
PALM HARBOR FAMILY PRACTICE & WALK-IN		157	47	23%	204
CARE CENTERS OF NASSAU		201	3	1%	204
AMA MEDICAL GROUP LLC		171	32	16%	203
BROOKDALE OF SPRING HILL	9	192	2	1%	203
POLK COUNTY HEALTH DEPARTMENT		178	24	12%	202
VAMC WEST PALM LAB		5	196	98%	201
NADAL PEDIATRICS - VICTORIA STREET (3385)		169	32	16%	201
Governors Creek Health and Rehabilitation	1	198	2	1%	201
JEFFERSON COUNTY HEALTH DEPARTMENT-MONTICELLO		159	41	21%	200
AVANTE AT ORLANDO INC		199	1	1%	200
GRACE PEDIATRICS		168	32	16%	200
CVS		49	151	76%	200
HERITAGE HEALTHCARE AND REHABILITATION CENTER		195	5	3%	200
ADVENT HEALTH - CARROLLWOOD	4	169	27	14%	200
MD NOW MEDICAL CENTERS INC		153	46	23%	199
MINUTECLINIC DIAGNOSTIC OF TEXAS, LLC		182	17	9%	199
NSPIRE HEALTHCARE TAMARAC		159	40	20%	199
AVANTE OF BOCA RATON		198	1	1%	199
CANTERFIELD OF OCALA, LLC		186	12	6%	198
DEPARTMENT OF HEALTH & HUMAN SERVICES		198			198
LAUREL POINT CARE ACQUISITION LLC DBA SANDGATE GARDENS REHAB AND NURSI		171	27	14%	198
VIPEDIATRICS PLLC		182	16	8%	198
SUMMERFIELD EMERGENCY ROOM		151	47	24%	198
CARE RESOURCE COMMUNITY HEALTH CENTERS INC		186	11	6%	197
RIVERWOOD CENTER,THE		186	10	5%	196
MINUTECLINIC DIAGNOSTIC		185	11	6%	196
ABBIEJEAN RUSSELL CARE CENTER		195	1	1%	196
BRUCE S WEST MD	1	193	1	1%	195
BENTLEY VILLAGE II		185	10	5%	195
FLORIDA DEPARTMENT OF HEALTH IN ALACHUA COUNTY -		179	16	8%	195
CHARTER SENIOR LIVING OF PANAMA CITY BEACH		174	21	11%	195
FINLAY CLINICAL LABORATORY INC	1	39	155	79%	195
WEST COAST FAMILY MEDICAL CARE		160	35	18%	195
Heritage Park Rehabilitation & Healthcare		177	18	9%	195
Arbor Springs Health and Rehab		195			195
NO FLORIDA PEDIATRICS, PA - BRADFORD		162	32	16%	194
HAWKINS FAMILY MEDICINE LLC	1	139	54	28%	194
BEACON AT GULF BREEZE, THE	2	181	11	6%	194



# COVID-19: testing by laboratory

Data through May 11, 2021 verified as of May 12, 2021 at 09:25 AM

Data in this report are provisional and subject to change.

The numbers in the table below represent the number of Florida and non-Florida residents for whom test results were received by the Department of Health. A person can be tested by more than one laboratory and can have both positive and negative results. **Therefore, the sum of the numbers in each column will be larger than the total number of people tested.**

Reporting lab	Inconclusive	Negative	Positive	Percent positive	Total
SARNO EXTENDED HOURS		125	69	36%	194
NORTH BEACH REHABILITATION CENTER		192	2	1%	194
TUSCAN GARDENS OF VENETIA MANAGEMENT COMPANY		179	14	7%	193
EMBRY RIDDLE AERONAUTICAL UNIVERSITY HEALTH SERVICES		1	192	99%	193
EXOSOME DIAGNOSTICS	1	172	20	10%	193
GABISA MEDICAL LLC		191	1	1%	192
SUNY UPSTATE MEDICAL UNIVERSITY		177	15	8%	192
CYPRESS POINT LIVING, LLC		177	15	8%	192
GEORGIA DEPARTMENT OF PUBLIC HEALTH	1	5	186	97%	192
FAWCETT MEMORIAL HOSPITAL LABORATORY			192	100%	192
FIRST CHOICE PEDIATRICS SEMORAN		98	94	49%	192
GLADES HEALTH CARE CENTER		189	3	2%	192
Signature Healthcare of Palm Beach		190	2	1%	192
ROSECASTLE OF ZEPHRHILLS		188	3	2%	191
SIGNATURE HEALTHCARE OF PORT CHARLOTTE		184	7	4%	191
HEALTH LINK DIAGNOSTIC LABORATORIES		182	9	5%	191
FLORIDA DEPARTMENT OF HEALTH IN WALTON COUNTY		173	18	9%	191
Belleair Healthcare Center		184	6	3%	190
BAYCARE HEALTH SYSTEMS	1	6	183	96%	190
HEARTLAND HEALTHCARE AND REHAB CENTER		165	25	13%	190
AMERICAN FAMILY MEDICAL LLC		147	43	23%	190
NEO GENOMICS - FORT MYERS	1	183	6	3%	190
The Inn at Sarasota Bay Club		186	3	2%	189
ARDEN COURTS OF LARGO FL, LLC		167	22	12%	189
VIERA MANOR ASSISTED LIVING RESIDENCE		182	7	4%	189
RDV SPORTSPLEX PEDIATRICS		159	30	16%	189
PHYSICIANS REGIONAL MEDICAL CENTER - PINE RIDGE		20	169	89%	189
KINDRED HOSPITAL SOUTH FLORIDA		154	35	19%	189
PRIMECARE OF DOTHAN		135	54	29%	189
OCEAN REEF MEDICAL CENTER		150	38	20%	188
PEDIATRICS OF GREATER ORLANDO		160	28	15%	188
WOMEN'S CARE FLORIDA LABORATORY		183	5	3%	188
BENTON HOUSE AT OAKLEAF		158	30	16%	188
ARDEN COURTS OF PALM HARBOR		168	20	11%	188
CANTERFIELD OF CLAY COUNTY		149	39	21%	188
NIGHT LITE PEDIATRICS WINTER GARDEN		144	44	23%	188
ZON BEACHSIDE LLC		151	37	20%	188
KINDRED HOSPITAL - SOUTH FLORIDA		184	4	2%	188
SACRED HEART MEDICAL GROUP URGENT CARE		159	29	15%	188
LIFE CARE CENTER OF ALTAMONTE SPRINGS		157	31	16%	188
US MEDICAL CARE, INC		164	23	12%	187
CSL PLASMA		31	156	83%	187
PLANTATION NURSING & REHAB CENTER		187			187
BAPTIST HEALTH PRIMARY CARE	1	135	50	27%	186
EAST NEW YORK DIAGNOSTIC AND TREATMENT		177	9	5%	186
BAY EDUCATORS WELLNESS CENTER		127	59	32%	186
ANTHEM LAKES LLC		151	35	19%	186

# COVID-19: testing by laboratory

Data through May 11, 2021 verified as of May 12, 2021 at 09:25 AM

Data in this report are provisional and subject to change.

The numbers in the table below represent the number of Florida and non-Florida residents for whom test results were received by the Department of Health. A person can be tested by more than one laboratory and can have both positive and negative results. **Therefore, the sum of the numbers in each column will be larger than the total number of people tested.**

Reporting lab	Inconclusive	Negative	Positive	Percent positive	Total
MERCY MEDICAL URGENT CARE CENTER INC		128	58	31%	186
ADVENT		172	13	7%	185
ST JOHNS COUNTY DETENTION CENTER		185			185
PPC-LAB EDI ORCHARD BI		176	9	5%	185
GULFCOAST PEDIATRICS		174	11	6%	185
ST. JAMES BAY HEALTH AND REHABILITATION CENTER		183	1	1%	184
QUEENS HOSPITAL CENTER	1	173	10	5%	184
BROOKDALE ORANGE PARK		182	2	1%	184
ADVENT HEALTH CENTRA CARE - WESLEY CHAPEL		13	170	93%	183
PEDIATRIC ASSOCIATES AT ARGYLE PA		175	8	4%	183
BIGGERS FAMILY MEDICINE PA	1	167	15	8%	183
Madison Health and Rehabilitation Center		146	36	20%	182
STERLING HOUSE OF PUNTA GORDA		180	1	1%	181
Emory L Bennett State Veterans Nursing Home		178	3	2%	181
BRIGHTON EGGERT PHARMACY INC		173	7	4%	180
TRADITION MEDICAL CENTER LABORATORY		55	124	69%	179
MOBILE INFIRMARY MED CENTER PATH LAB		164	15	8%	179
HAZELDEN FLORIDA	1	171	7	4%	179
REOPEN DIAGNOSTICS LLC (DBA PANDEMIC RESPONSE LAB)	2	177			179
NORTH FLORIDA INTERNAL MEDICINE PA		145	34	19%	179
ATMORE COMMUNITY HOSPITAL LABORATORY		150	29	16%	179
MID FLORIDA PATHOLOGY LLC MOBILE UNIT #4		125	53	30%	178
LAKEVIEW TERRACE RETIREMENT COMMUNITY		159	19	11%	178
QUALITY URGENT CARE AND WELLNESS PL	3	128	47	26%	178
ROSECASTLE OF CITRUS		148	30	17%	178
CAYUGA MEDICAL CENTER AT ITHACA		173	5	3%	178
FHMG-FLORIDA HOSPITAL MEDICAL GROUP		152	26	15%	178
SUWANNEE VALLEY NURSING CENTER		163	14	8%	177
ADVENT HEALTH CENTRA CARE - CARROLLWOOD		5	172	97%	177
HARBOR BEACH NURSING AND REHABILITATION CENTER		147	30	17%	177
MAGNOLIA MEDICAL CLINIC		65	111	63%	176
ASTON GARDENS AT PELICAN MARSH		169	7	4%	176
GENE BY GENE		61	115	65%	176
ORLANDO HEALTH EMERGENCY DEPARTMENT		163	12	7%	175
Lakeside Oaks Care Center		170	5	3%	175
WILTON MANORS HEALTH & REHABILITATION CENTER		166	9	5%	175
COASTAL INTERNAL MEDICINE		135	40	23%	175
ADVENT HEALTH - FOUR CORNERS ER		133	42	24%	175
Peninsula Care and Rehab		162	12	7%	174
ANCHOR CARE AND REHABILITATION CENTER		173	1	1%	174
CENTRAL FLORIDA HEALTHCARE GROUP LLC		151	23	13%	174
WOODBIDGE FACILITY INC		167	6	3%	173
CITRUS MEMORIAL HOSPITAL		1	172	99%	173
TERRACE AT HOBE SOUND, THE	1	158	14	8%	173
BROOKDALE FORT MYERS THE COLONY		167	5	3%	172
ARDEN COURTS OF LELY PALMS		170	2	1%	172
URGENT CARE OF THE PALM BEACHES, NORTH PALM BEACH			172	100%	172

# COVID-19: testing by laboratory

Data through May 11, 2021 verified as of May 12, 2021 at 09:25 AM

Data in this report are provisional and subject to change.

The numbers in the table below represent the number of Florida and non-Florida residents for whom test results were received by the Department of Health. A person can be tested by more than one laboratory and can have both positive and negative results. **Therefore, the sum of the numbers in each column will be larger than the total number of people tested.**

Reporting lab	Inconclusive	Negative	Positive	Percent positive	Total
KRYSTAL BAY NURSING AND REHABILITATION		166	6	3%	172
SOUTH GEORGIA MEDICAL CENTER		118	54	31%	172
ADVENTHEALTH MEDICAL GROUP FAMILY MEDICINE AT		128	43	25%	171
TGH URGENT CARE - SEMINOLE		17	154	90%	171
SOMERBY LAKE NONA		164	7	4%	171
DOCTOR TODAY TLC LLC		123	48	28%	171
Life Care Center of Orlando		164	6	4%	170
FINNISH AMERICAN REST HOME-ALF		168	2	1%	170
GRAVITY DIAGNOSTICS		56	114	67%	170
OCALA CBOC		159	11	6%	170
ADVENT HEALTH CENTRA CARE - TEMPLE TERRACE	1	104	64	38%	169
HOSPICE OF THE TREASURE COAST		164	5	3%	169
WESLEY HAVEN VILLA	1	132	35	21%	168
MAINSTREAM DIAGNOSTIC LABORATORY LLC		143	25	15%	168
PANAMA CITY DEVELOPMENTAL CENTER□		168			168
OSPREY VILLAGE AT AMELIA ISLAND LTD		157	10	6%	167
MEADOWCREST FAMILY PHYSICIANS		98	69	41%	167
PROMPT CARE OF CENTRAL FLORIDA			166	100%	166
NEMOURS CHILDREN'S URGENT CARE		80	86	52%	166
ANYLABTEST NOW		158	8	5%	166
WRIGHTS HEALTH CARE AND REHABILITATION CENTER		135	30	18%	165
THE ARLINGTON OF NAPLES INC.		162	3	2%	165
BROOKDALE BONITA SPRINGS		162	3	2%	165
CITRUS HEALTH AND REHAB		132	33	20%	165
MINUTECLINIC DIAGNOSTIC OF SOUTH CARO		140	24	15%	164
OMNI HEALTHCARE, INC		154	10	6%	164
JPR URGENT MEDICAL CARE		159	5	3%	164
KINGS BAY PEDIATRICS LLC		158	6	4%	164
NORTH PORT REHABILITATION AND NURSING CENTER□		163	1	1%	164
TREASURE COAST URGENT & FAMILY CARE		118	46	28%	164
BRADENTON HEALTH CARE		163			163
TRI COUNTY NURSING HOME		162	1	1%	163
GARDENS HEALTH NH LLC		160	3	2%	163
PRECISION GENETICS, INC		157	6	4%	163
OPPENHEIMER PLASTIC SURGERY LLC		157	5	3%	162
WALTON PLACE		162			162
CORNERSTONE MEDICAL CARE OF BRANDON PL		132	30	19%	162
CHERRY OAK PALM BEACH COUNTY		154	8	5%	162
Winter Park Care and Rehab		160	1	1%	161
DESOTO PALMS ALF		155	6	4%	161
DOCTORS MEMORIAL FAMILY PRACTICE	2	122	37	23%	161
ALLCARE MEDICAL CENTERS PC		137	24	15%	161
COASTAL DETOX		157	3	2%	160
ARCADIA HEALTH AND REHABILITATION CENTER		100	60	38%	160
F&T MEDICAL RESEARCH, INC		160			160
TUSCAN ISLE CHAMPIONSGATE OP CO LLC		158	2	1%	160
GREENBRIAR REHABILITATION AND NURSING CENTER	1	159			160

# COVID-19: testing by laboratory

Data through May 11, 2021 verified as of May 12, 2021 at 09:25 AM

Data in this report are provisional and subject to change.

The numbers in the table below represent the number of Florida and non-Florida residents for whom test results were received by the Department of Health. A person can be tested by more than one laboratory and can have both positive and negative results. **Therefore, the sum of the numbers in each column will be larger than the total number of people tested.**

Reporting lab	Inconclusive	Negative	Positive	Percent positive	Total
KEYSTONE REHAB		160			160
UNIVERSITY COMMUNITY HOSPITAL		138	21	13%	159
LEE MEMORIAL HEALTH SYSTEM HEALTH FAIR		153	6	4%	159
AEGIS MEDICAL GROUP		134	25	16%	159
POINTE, THE		131	28	18%	159
LONGWOOD CARDIOLOGY			159	100%	159
BROOKDALE PENSACOLA		158	1	1%	159
REGENCY OAKS HEALTH CENTER		157	2	1%	159
GRAND AVE PHARMACY		112	46	29%	158
WUESTHOFF REF LABORATORY			158	100%	158
AMERICAN HOUSE COCONUT POINT		137	21	13%	158
ALL FLORIDA FAMILY AND SPORTS MEDICINE		134	23	15%	157
NORTHEAST FLORIDA STATE HOSP-NURSING		156	1	1%	157
MINUTECLINIC LLC #4987		140	17	11%	157
TIMBERRIDGE NURSING HOME & REHAB		123	34	22%	157
PROVIDENCE HOSPITAL LABORATORY		147	9	6%	156
Englewood Healthcare and Rehab		141	15	10%	156
MEMORY CARE OF NAPLES		155	1	1%	156
PHYSICIAN PARTNERS PERRY		92	64	41%	156
WALGREENS 6221		138	18	12%	156
MD NOW MEDICAL CENTERS, INC.		121	35	22%	156
KINDRED HOSPITAL NORTH FLORIDA	3	144	8	5%	155
CRANE CENTER		124	31	20%	155
COCOA BEACH/ADVENT CENTRA		41	114	74%	155
FAMILY EXTENDED CARE OF CENTRAL TAMPA		137	18	12%	155
CLEARWATER STATMED QUICK QUALITY CLINICS		46	109	70%	155
DIAMOND RIDGE		147	8	5%	155
PRUITT HEALTH		152	2	1%	154
NCRNC INC		140	14	9%	154
ADVENTHEALTH HOSPICE CARE CENTRAL FLORIDA		149	5	3%	154
CORE BIO LABS		76	78	51%	154
FAWCETT MEMORIAL HOSPITAL-LAB		39	115	75%	154
PALMETTO FACILITY INC	1	153			154
NAPHCARE, INC.		144	10	6%	154
OHI WEST INC		141	13	8%	154
SUNNY HILLS ALF OF SEBRING INC		140	13	8%	153
PACIFICA SUNRISE		145	8	5%	153
WILLOW BROOKE COURT AT AZALEA TRACE		149	3	2%	152
LANDMARK HOSPITAL SOUTHWEST FLORIDA LLC		147	5	3%	152
NAVARRE GARDENS LLC		127	25	16%	152
SUMMIT MEDICAL GROUP		140	12	8%	152
LABORATORY OF FLORIDA		97	55	36%	152
Centre Pointe Health and Rehabilitation Center		140	11	7%	151
CROSSWINDS HEALTH AND REHABILITATION CENTER	1	148	2	1%	151
MACKOUL PEDIATRICS FORT MYERS		130	21	14%	151
PALM BEACH COUNTY HEALTH DEPT LAB	4	140	7	5%	151
ORANGE COUNTY CORRECTIONS HEALTH SERVICES		121	30	20%	151

# COVID-19: testing by laboratory

Data through May 11, 2021 verified as of May 12, 2021 at 09:25 AM

Data in this report are provisional and subject to change.

The numbers in the table below represent the number of Florida and non-Florida residents for whom test results were received by the Department of Health. A person can be tested by more than one laboratory and can have both positive and negative results. **Therefore, the sum of the numbers in each column will be larger than the total number of people tested.**

Reporting lab	Inconclusive	Negative	Positive	Percent positive	Total
REFUAH HEALTH CENTER LABORATORY		143	8	5%	151
KEYSTYLE LIVING LLC	1	148	1	1%	150
SONATA COCONUT CREEK	2	125	23	15%	150
GOLD CHOICE SENIOR COMMUNITIES		109	41	27%	150
The Crossroads		149	1	1%	150
GRAND VILLA OF ORMOND BEACH		143	6	4%	149
MED COMP SCIENCES		3	146	98%	149
SANIBEL INTERNAL MEDICINE, LLC		143	6	4%	149
OAKHURST CENTER		142	7	5%	149
CLINICA HISPANA		1	148	99%	149
DAYSRING VILLAGE		127	22	15%	149
PRECISION HEALTH RESOURCES, LLC	1	133	15	10%	149
LIFE CARE CENTER OF JACKSONVILLE		127	21	14%	148
TURNING POINT OF TAMPA		140	8	5%	148
PROVISTA DIAGNOSTICS, INC		145	3	2%	148
MILLENNIUM LAB SERVICES			148	100%	148
SEAGRASS VILLAGE FLEMING ISLAND		111	37	25%	148
VILLAGE ON THE ISLE		142	6	4%	148
East Bay Rehabilitation Center		113	35	24%	148
ALLIANCE PEDIATRICS		116	32	22%	148
WINDSOR OF LAKEWOOD RANCH,THE		145	2	1%	147
LISTENING DOCTOR PLLC, THE		132	15	10%	147
WEDGEWOOD HEALTHCARE CENTER		94	52	36%	146
BOSTON RED SOX CLUB LP		144	2	1%	146
MINUTECLINIC DIAGNOSTIC OF NORTH CAROL		121	25	17%	146
Quail Run Health Care Center		146			146
FG RAPID		140	6	4%	146
WILLOWBROOKE COURT AT ST ANDREWS ESTATES		140	5	3%	145
BROOKDALE CAPE CORAL		145			145
TREASURE COAST FORENSIC TREATMENT CTR		124	21	14%	145
KINDRED HOSPITAL-BAY AREA-ST PETERSBURG LAB	1	138	6	4%	145
DIAGNOSTIC LABORATORY OF OKLAHOMA		119	26	18%	145
GATEWAY CARE CENTER		143	2	1%	145
ADVENTHEALTH CENTRA CARE PONCIANA	1	81	63	43%	145
REGENCY CARE OF BLOUNTSTOWN LLC		135	10	7%	145
DAYSRING SENIOR LIVING LLC		143	2	1%	145
BIODESIX, INC.		113	32	22%	145
ROHR HOME		139	6	4%	145
MV MEDICAL PRACTICE DBA PRIMARY URGENT CARE		137	7	5%	144
BAY REGIONAL URGENT CARE	1	98	44	31%	143
OAKS OF KISSIMMEE HEALTH AND REHABILITATION CENTER		140	3	2%	143
ARLINGTON OF NAPLES INC, THE		143			143
SMILEY MEDICAL GROUP		108	35	24%	143
A2Z DIAGNOSTICS		142	1	1%	143
JEFFERY WEINZWEIG		2	141	99%	143
QUALITY URGENT CARE AND WELLNESS		98	45	31%	143
GRAND VILLA OF LAKELAND		136	6	4%	142

# COVID-19: testing by laboratory

Data through May 11, 2021 verified as of May 12, 2021 at 09:25 AM

Data in this report are provisional and subject to change.

The numbers in the table below represent the number of Florida and non-Florida residents for whom test results were received by the Department of Health. A person can be tested by more than one laboratory and can have both positive and negative results. **Therefore, the sum of the numbers in each column will be larger than the total number of people tested.**

Reporting lab	Inconclusive	Negative	Positive	Percent positive	Total
DB MD		126	16	11%	142
MANOR CARE OF PALM HARBOR		139	3	2%	142
SEVEN HILLS HEALTH AND REHABILITATION CENTER		125	16	11%	141
UNITED CLINICAL LABORATORIES		132	9	6%	141
RESEARCH CENTERS OF AMERICA, LLC		117	24	17%	141
NOVARI CARE LLC		97	44	31%	141
LabCorp L#09258090 M#09258105		74	67	48%	141
SUMMIT MEDICAL GROUP PA		128	13	9%	141
PORT ST LUCIE REHABILITATION AND HEALTHCARE		98	43	30%	141
CARENOW URGENT CARE - LAKE MARY			140	100%	140
JOHN KNOX VILLAGE OF CENTRAL FLORIDA		135	5	4%	140
WELLNOW URGENT CARE PC		138	2	1%	140
Gulf Coast Healthcare (Longwood Health and Rehab		118	21	15%	139
SONNIS PEDIATRICS PA		121	18	13%	139
GRAND OAKS HEALTH & REHABILITATION		138	1	1%	139
Alhambra Health and Rehabilitation		138	1	1%	139
ADVENT HEALTH CENTRA CARE - DELAND		28	110	80%	138
Lakeside Nursing and Rehabilitation Center	1	112	25	18%	138
HIGHLANDS MEDICAL CENTER		135	3	2%	138
DOCTOR'S IN HOUSE LABORATORY		18	120	87%	138
ADVENT HEALTH CENTRA CARE - CITRUS PARK		9	129	93%	138
AMERICAN PATHOLOGY PARTNERS		136	2	1%	138
AHEC CLINIC		8	130	94%	138
LABCORP RTP		55	83	60%	138
SURFSIDE URGENT CARE		112	26	19%	138
MANOR AT BLUEWATER BAY		131	7	5%	138
VITAS HEALTHCARE CORPORATION OF FLORIDA		133	4	3%	137
LONGWOOD HEALTH AND REHABILITATION CENTER		125	12	9%	137
ORANGE PARK PEDIATRICS		124	13	9%	137
ST PETERSBURG PEDIATRICS-MLK JUNIOR BLVD		127	10	7%	137
CLARE BRIDGE OF CAPE CORAL	1	136			137
PANCARE HEALTH GULF COUNTY		107	30	22%	137
AVOW HOSPICE INC		136	1	1%	137
TALLAHASSEE VA OPC		129	8	6%	137
HARBORCHASE OF VERO BEACH	1	117	19	14%	137
SPRING HAVEN RETIREMENT	1	133	3	2%	137
GRAND VILLA OF DELAND		129	8	6%	137
ARDEN COURTS OF WEST PALM BEACH		132	5	4%	137
STEWART MEDICAL GROUP		34	102	75%	136
TGH URGENT CARE - TYRONE		9	127	93%	136
SONATA DELRAY BEACH		125	11	8%	136
BLOCK NATION CHASE		111	25	18%	136
AESTHETIC SURGERY CENTER OF WINTER PARK, THE	3	128	5	4%	136
SUNRISE SENIOR LIVING OF JACKSONVILLE		120	16	12%	136
ADVENT HEALTH CENTRA CARE - ORANGE CITY	1	53	82	60%	136
PEDIATRIC SERVICES AND BREATHING CENTER PA		107	29	21%	136
GIBBENS FAMILY MEDICAL, LLC		115	21	15%	136

# COVID-19: testing by laboratory

Data through May 11, 2021 verified as of May 12, 2021 at 09:25 AM

Data in this report are provisional and subject to change.

The numbers in the table below represent the number of Florida and non-Florida residents for whom test results were received by the Department of Health. A person can be tested by more than one laboratory and can have both positive and negative results. **Therefore, the sum of the numbers in each column will be larger than the total number of people tested.**

Reporting lab	Inconclusive	Negative	Positive	Percent positive	Total
ARIZONA DEPARTMENT OF HEALTH SERVICES		5	131	96%	136
IRL MARKET LAB ALACHUA		104	31	23%	135
DIATHERIX LABORATORIES		77	58	43%	135
SONATA WEST		133	2	1%	135
VITAS HEALTHCARE		123	12	9%	135
OAKS OF CLEARWATER, THE		132	3	2%	135
PEDIATRIC CARE CENTER		135			135
SOUTH CAMPUS FACILITY INC		122	12	9%	134
SUNY UPSTATE OVERFLOW LABORATORY		134			134
ADVANCED MEDICAL CENTER		86	48	36%	134
SANDALWOOD NURSING CENTER		127	7	5%	134
MINUTECLINIC DIAGNOSTIC OF NORTH CARO		119	15	11%	134
MICRO PATH LABORATORIES INC		131	3	2%	134
The Crossings		132	2	1%	134
UNIVERSTIY CENTER MEDICAL LLC DBA	1	126	6	5%	133
HEARTLAND PHARMACY LAKE PLACID, INC		100	33	25%	133
L&S SENIOR CARE DBA ARCADIA OAKS	4	128	1	1%	133
PRIME HEALTH OF NORTH PORT LLC		111	22	17%	133
SOUTH LAKE PEDIATRICS		114	18	14%	132
AMERICAN HOUSE-BONITA SPRINGS□		131	1	1%	132
ECOLAB GROUP		96	36	27%	132
THE REHABILITATION CENTER OF LAKE CITY		127	5	4%	132
EMERALD COAST BEHAVIORAL HOSPITAL		125	7	5%	132
ALTERNATIVE LIVING, INC DBA TWIN CITIES PAVILION		129	3	2%	132
LAKELAND REGIONAL HEALTH LAKE MIRIAM	3	87	42	32%	132
SOLARIS SENIOR LIVING OF MERRITT ISLAND		127	5	4%	132
CENTRACARE		18	114	86%	132
THE WELLNESS CENTER AT LAKEWOOD RANCH		43	88	67%	131
INTEGRATED REGIONAL LABORATORIES		119	12	9%	131
FOUNTAINS OF HOPE LLC, THE		130	1	1%	131
ARBOR TERRACE SAN JOSE LLC	3	126	2	2%	131
WALGREENS CO		118	13	10%	131
PUTNAM COUNTY SHERIFFS OFFICE		120	10	8%	130
MOOSEHAVEN LIFE CARE CENTER		130			130
MORTON PLANT HOSPITAL NURSING		2	128	98%	130
THREE OAKS PHARMACY INC		116	14	11%	130
COQUINA CENTER		125	5	4%	130
CHARLES CROFT MD	1	127	2	2%	130
MEYER PEDIATRICS		114	16	12%	130
TRI-COUNTY NURSING HOME		117	12	9%	129
QUICK CARE MED PL CR		80	49	38%	129
PANAMA PHARMACY	3	108	18	14%	129
BMHSI-AEL MICROBIOLOGY LABORATORY	2	102	25	19%	129
LIFESTREAM BEHAVIORIAL CENTER		104	25	19%	129
VITAS HEALTHCARE CORP OF FLORIDA		128	1	1%	129
HOSPICE OF MARTIN & ST LUCIE, INC		125	3	2%	128
MINUTECLINIC DIAGNOSTIC OF OHIO LLC		106	22	17%	128

# COVID-19: testing by laboratory

Data through May 11, 2021 verified as of May 12, 2021 at 09:25 AM

Data in this report are provisional and subject to change.

The numbers in the table below represent the number of Florida and non-Florida residents for whom test results were received by the Department of Health. A person can be tested by more than one laboratory and can have both positive and negative results. **Therefore, the sum of the numbers in each column will be larger than the total number of people tested.**

Reporting lab	Inconclusive	Negative	Positive	Percent positive	Total
IQBAL A FARUQUI MD		93	35	27%	128
THE CLUB AND REHABILITATION CENTER		127	1	1%	128
SEMINOLE SPORTS AND FAMILY MEDICINE		112	16	13%	128
VIERA HOSPITAL			127	100%	127
LATE HOURS URGENT CARE		66	61	48%	127
FLORIDA DEPARTMENT OF HEALTH IN LAKE COUNTY	1	79	47	37%	127
Shoal Creek Rehabilitation Center		85	42	33%	127
ADVENTHEALTH MEDICAL GROUP PRIMARY CARE		116	11	9%	127
GESSLER CLINIC PA		98	29	23%	127
THE COURTYARD ASSISTED LIVING		123	4	3%	127
HILLSBOROUGH COUNTY DEVELOPMENTAL CTR	1	117	9	7%	127
TREASURE COAST PEDIATRICS PA		119	7	6%	126
DOCTORS CENTER PA,THE		108	18	14%	126
TIFFANY HALL NURSING AND REHAB CENTER		117	9	7%	126
MONTEFIORE MEDICAL CENTER LABORATORIES - MOSES		115	10	8%	125
PALMS EDGE	1	116	8	6%	125
WESTCHESTER MEDICAL CENTER	1	119	5	4%	125
BROOKDALE PALM COAST		125			125
WINDERMERE MEDICAL CENTER		119	6	5%	125
ISLAND URGENT CARE PLLC DBA AFC URGENT CARE		123	1	1%	124
FLORIDA ATLANTIC UNIVERSITY		116	8	6%	124
FHMG LAKE MARY PEDS		108	16	13%	124
NORTH FL SOUTH GA HCS-MALCOM RANDALL VAMC			124	100%	124
ARBOR GLEN AT ARBOR TRACE	2	113	9	7%	124
ADVENT HEALTH CENTRA CARE - BRANDON		31	93	75%	124
Mt Sinai Aventura			124	100%	124
ADVANCED EMURGENT CARE		28	96	77%	124
PSL NAPLES BH OPERATIONS, LLC		123			123
Golfview Healthcare Center		117	6	5%	123
ENCOMPASS HEALTH REHABILITATION HOSPITAL		122	1	1%	123
ARDEN COURTS OF SARASOTA		105	18	15%	123
CITRUS MEMORIAL HEALTH SYSTEM LAB		2	121	98%	123
GENEDX		48	75	61%	123
EC OPCO CARROLLWOOD LLC		116	7	6%	123
PICH KTM CORP DBA MEDTOWN PHARMACY		106	17	14%	123
MINUTECLINIC DIAGNOSTIC OF RHODE ISLAND, LLC #729		119	4	3%	123
ST JOSEPHS HOSPITAL SOUTH HOSPITAL		1	121	99%	122
FHMG- FLORIDA HOSPITAL MEDICAL GROUP		108	14	11%	122
PARKVIEW HEALTH		121	1	1%	122
PHYSICIANS REGIONAL CLINIC		92	30	25%	122
BROOKDALE JENSEN BEACH		118	3	2%	121
URGENT CARE TCMA			121	100%	121
ENCOMPASS HEALTH REHABILITATION HOSPITAL OF LARGO		118	3	2%	121
Sandy Ridge Center for Rehabilitation and Healing		100	21	17%	121
PALM BAY HOSPITAL			121	100%	121
HOSPICE OF THE EMERALD COAST INC - PANAMA CITY	2	112	7	6%	121
PINELLAS COUNTY JAIL			121	100%	121



# COVID-19: testing by laboratory

Data through May 11, 2021 verified as of May 12, 2021 at 09:25 AM

Data in this report are provisional and subject to change.

The numbers in the table below represent the number of Florida and non-Florida residents for whom test results were received by the Department of Health. A person can be tested by more than one laboratory and can have both positive and negative results. **Therefore, the sum of the numbers in each column will be larger than the total number of people tested.**

Reporting lab	Inconclusive	Negative	Positive	Percent positive	Total
Crystal Health & Rehab Center		115	6	5%	121
Hialeah Nursing And Rehabilitation Center		115	6	5%	121
GUIDEWELL EMERGENCY MEDICINE DOCTORS LLC		78	42	35%	120
ARBOR TERRACE ORTEGA LLC	2	116	2	2%	120
FLAGLER COLLEGE HEALTH SERVICES		86	34	28%	120
HOBDAIRI FAMILY HEALTH LLC		83	37	31%	120
MY CLINICAL LAB INC		17	103	86%	120
J FRANK AVEY MD		93	27	23%	120
MED ONE AT SAINT AUGUSTINE		87	32	27%	119
SMS DO PA		101	18	15%	119
COASTAL HEALTH AND REHAB		110	9	8%	119
BROOKDALE CANOPY OAKS		87	32	27%	119
TREASURE COAST PRIMARY CARE		96	23	19%	119
MATHISON RETIREMENT COMMUNITY		114	5	4%	119
UNIVERSITY HEALTH SYSTEM INC		108	11	9%	119
DELAND WELLNESS CENTER			119	100%	119
LENOX HILL HOSPITAL		110	9	8%	119
RDX BIOSCIENCE		60	59	50%	119
PATRICK AIR FORCE BASE		7	112	94%	119
ISLAND DOCTORS		23	95	81%	118
VILLAS OF HOLLY BROOK - BRADENTON 14TH		116	2	2%	118
GRAND OAKS OF JENSEN BEACH LLC		113	5	4%	118
TUSCAN ISLE OPERATING COMPANY LLC DBA		114	4	3%	118
BROWARD HEALTH CORAL SPRINGS EPIDEMIOLOGY DEPT		1	117	99%	118
SH HERON EAST LLC		103	15	13%	118
NEIGHBORHOOD MEDICAL CENTER		112	5	4%	117
ENCOMPASS HEALTH REHABILITATION HOSPITAL OF SARASOTA		116	1	1%	117
BLISS HEALTHCARE SERVICES	1	91	25	21%	117
BROOKDALE COLONIAL PARK	2	114	1	1%	117
MD 365 MEDICAL CARE		116	1	1%	117
TROPICANA MANUFACTURING COMPANY INC		109	7	6%	116
CAN COMMUNITY HEALTH		114	2	2%	116
CAREATC		30	86	74%	116
LEE COUNTY SCHOOL DISTRICT	1	108	7	6%	116
WESTWOOD NURSING & REHAB		82	34	29%	116
BAY PINES MEDICAL ASSOCIATES		1	115	99%	116
BELVEDERE COMMONS OF FORT WALTON BEACH		106	10	9%	116
PM PEDIATRICS		103	13	11%	116
NORTH SHORE MEDICAL LABS	1	108	7	6%	116
SOUTH BALDWIN MEDICAL CENTER GULF SHORES		93	23	20%	116
CSL PLASMA INC		11	105	91%	116
CONSULATE HEALTH CARE OF SARASOTA	1	115			116
CARE CENTERS OF NASSAU, LLC - HENDRICKS RD		114	1	1%	115
TREASURE COAST MEDICAL ASSOCIATES		4	111	97%	115
SUNFLOWER SPRINGS ASSISTED LIVING		105	10	9%	115
TOTAL CARE PLUS LLC			115	100%	115
THE POINTE AT CEDAR PARK		114	1	1%	115

# COVID-19: testing by laboratory

Data through May 11, 2021 verified as of May 12, 2021 at 09:25 AM

Data in this report are provisional and subject to change.

The numbers in the table below represent the number of Florida and non-Florida residents for whom test results were received by the Department of Health. A person can be tested by more than one laboratory and can have both positive and negative results. **Therefore, the sum of the numbers in each column will be larger than the total number of people tested.**

Reporting lab	Inconclusive	Negative	Positive	Percent positive	Total
CABANA AT JENSEN DUNES, THE		111	4	3%	115
G & R HEALTH MART PHARMACY		94	20	18%	114
ELAN BUENA VISTA		97	17	15%	114
UNIVERSITY MEDICAL CENTER SUITES		100	14	12%	114
Courtyards of Orlando Care Center		102	12	11%	114
MINUTECLINIC DIAGNOSTIC OF SOUTH CAROLINA, LLC		94	20	18%	114
MAIN STREET MEDICAL CENTER OF CRESTVIEW PA		88	25	22%	113
CAREMOUNT MEDICAL - PATHOLOGY		109	4	4%	113
A PLUS FAMILY URGENT CARE		89	24	21%	113
SHERMAN-ABRAMS LABORATORY INC		105	7	6%	112
CLEVELAND CLINIC FOUNDATION		12	100	89%	112
ALLIED HEALTH FORT PIERCE		112			112
VRL EUROFINIS - HAWAII		112			112
WINDSOR WOODS REHAB & HEALTHCARE CTR		106	6	5%	112
RARITAN BAY PERTH AMBOY		103	9	8%	112
ALL CARE URGENT CARE			112	100%	112
ASHRAF MEDICAL GROUP PLLC DBA PULSE MD		109	3	3%	112
CALADIUM PEDIATRICS		96	16	14%	112
MG PORT CHARLOTTE II SUBTENANT LLC		99	12	11%	111
ALL MY KIDS PEDIATRICS INC		78	33	30%	111
LPG PRIMARY CARE AT SURFSIDE		97	14	13%	111
HARBORCHASE OF NAPLES		97	14	13%	111
COLONY CARE CENTER		94	16	15%	110
AU HEALTH		94	16	15%	110
LAKE HOUSE ASSISTED LIVING		93	17	15%	110
EXPRESS DOCS LLC		11	99	90%	110
Cross Landings Health and Rehabilitation		101	9	8%	110
BRANDYWYNE HEALTH CARE CENTER		107	2	2%	109
WHITE PLAINS HOSPITAL CENTER LAB		105	4	4%	109
Riviera Health Resort		108	1	1%	109
IXI WELLNESS DALLAS, LLC		109			109
CHILDRENS CLINIC		56	52	48%	108
BAPTIST MEDICAL CENTER SOUTH		86	22	20%	108
VILLAGES VA CBOC	2	100	6	6%	108
EVANS HEALTH CARE		106	2	2%	108
North Lake Care Center		107	1	1%	108
AFTER HOURS PEDIATRICS			108	100%	108
Ocala Oaks Rehabilitation Center		101	6	6%	107
NAVY HOSPITAL			107	100%	107
WE SCREEN LLC		101	6	6%	107
MENORAH HOUSE		106	1	1%	107
BAY VIEW HEALTHCARE		85	22	21%	107
HEART OF FLORIDA REGIONAL MED CTR		35	71	67%	106
CVS NY4098030POCT NEW YORK		105	1	1%	106
LECONTE MEDICAL CENTER LAB		87	19	18%	106
KALEIDA HEALTH CENTER FOR LABORATORY		100	6	6%	106
ELMCROFT OF BELLA VITA		98	8	8%	106

# COVID-19: testing by laboratory

Data through May 11, 2021 verified as of May 12, 2021 at 09:25 AM

Data in this report are provisional and subject to change.

The numbers in the table below represent the number of Florida and non-Florida residents for whom test results were received by the Department of Health. A person can be tested by more than one laboratory and can have both positive and negative results. **Therefore, the sum of the numbers in each column will be larger than the total number of people tested.**

Reporting lab	Inconclusive	Negative	Positive	Percent positive	Total
NORTH FLORIDA EVALUATION AND TREATMENT CENTER	2	99	5	5%	106
325TH MEDICAL GROUP		87	19	18%	106
MIAMI BEACH COMMUNITY HEALTH CENTER		2	104	98%	106
GRACE MEDICAL HOME		87	19	18%	106
Gulfport Rehabilitation Center		102	3	3%	105
SUNSHINE GARDENS		104	1	1%	105
ST PETERSBURG PEDIATRICS-SEMINOLE		92	13	12%	105
MEDICAL CONSULTANTS OF FLORIDA DBA	1	90	14	13%	105
COASTAL LABORATORIES OF FLORIDA		92	13	12%	105
MAJESTIC OAKS		102	3	3%	105
VISTA MANOR		92	12	12%	104
NORTH CENTRAL BRONX HOSPITAL		99	5	5%	104
GRANDE, THE □	2	98	4	4%	104
PREDICTIVE LABORATORIES, INC	1	90	13	13%	104
EAST RIDGE RETIREMENT VILLAGE INC		104			104
ORLANDO LUTHERAN TOWERS ASSISTED LIVING		104			104
DOUGLAS T JACOBSON STATE VETERANS HOME		104			104
PORT CHARLOTTE REHABILITATION CENTER		90	14	13%	104
ALTAMONTE PEDIATRIC ASSOCIATES		31	73	70%	104
ST MARK ASSISTED LIVING CENTER	1	91	12	12%	104
PEDIATRIC CARE CENTER- JACKSONVILLE BEACH		75	29	28%	104
PUBLIC SQUARE PHARMACY LLC		81	22	21%	103
ADVENT HEALTH - CENTRAL PASCO ER		90	13	13%	103
FLORIDA MEDICAL CLINIC - MULTI SPECIALTY CAMPUS		53	50	49%	103
BROOKDALE VERO BEACH SOUTH AL		101	1	1%	102
MULBERRY CARE CENTER		89	13	13%	102
HENNEPIN HEALTHCARE LABORATORY		102			102
PruittHealth Fleming Island		87	15	15%	102
CENTRAL FLORIDA HEALTH CARE		47	55	54%	102
CRESTVIEW URGENT CARE	1	22	78	77%	101
LAFAYETTE NURSING AND REHABILITATION CENTER		99	2	2%	101
PENNSYLVANIA DEPT OF HEALTH		21	80	79%	101
HAWTHORN HOUSE □		87	14	14%	101
MACADAMS HOME HEALTH AGENCY		100	1	1%	101
CCS - BROWARD COUNTY JAIL		94	7	7%	101
PANIRA HEALTHCARE CLINIC		2	99	98%	101
INFINITY BIOLOGIX LLC OAKDALE		96	5	5%	101
Consulate Health Care of Port Charlotte		98	2	2%	100
GLOBAL CENTRAL LABS AT PPD	2	88	10	10%	100
EMERALD COAST CENTER		96	4	4%	100
GOOD HEARTS COVID TESTING		57	43	43%	100
JOHN KNOX VILLAGE OF FLORIDA ALF	1	95	4	4%	100
WORLD OF PEDIATRICS LLC		92	8	8%	100
CATHOLIC HEALTH SERVICES REGIONAL LAB		92	8	8%	100
VANDERBILT UNIVERSITY MEDICAL CENTER		91	9	9%	100
Consulate Health Care of Jacksonville		85	14	14%	99
DEVANSH LAB WERKS INC		79	20	20%	99

# COVID-19: testing by laboratory

Data through May 11, 2021 verified as of May 12, 2021 at 09:25 AM

Data in this report are provisional and subject to change.

The numbers in the table below represent the number of Florida and non-Florida residents for whom test results were received by the Department of Health. A person can be tested by more than one laboratory and can have both positive and negative results. **Therefore, the sum of the numbers in each column will be larger than the total number of people tested.**

Reporting lab	Inconclusive	Negative	Positive	Percent positive	Total
HUNTSVILLE HOSPITAL LABORATORY		71	28	28%	99
STONY BROOK UNIVERSITY MEDICAL CENTER		84	14	14%	98
KORGENE LAB	1	28	69	70%	98
FLORIDA COMMUNITY HEALTH CENTERS INC			98	100%	98
WINDSOR OAKS		97	1	1%	98
PLAZA OF HALLANDALE BEACH		98			98
MIRIMUS CLINICAL LABS	2	42	54	55%	98
VALLEY MEDICAL CENTER		91	7	7%	98
PRIMECARE AT TWIN LAKES		2	96	98%	98
SEMINOLE COUNTY HEALTH DEPARTMENT		79	19	19%	98
ARBOR TRAIL		78	20	20%	98
LANDMARK, THE		48	50	51%	98
URINEGOODHANDS LLC		96	2	2%	98
RIDGEWOOD DIAGNOSTIC LABORATORY		92	5	5%	97
SIGNATURE HEALTHCARE OF MIDDLEBURG		95	2	2%	97
HURLBURT FIELD CLINIC		39	58	60%	97
SUPERIOR RESIDENCES OF LECANTO		82	15	15%	97
HEALTH CENTERS AT BRENTWOOD		96	1	1%	97
MINNESOTA TWINS		92	5	5%	97
GOLFCREST HEALTHCARE CENTER		96			96
LABFIRST - DEPARTMENT OF PATHOLOGY		92	4	4%	96
BAYSHORE MEMORY CARE		96			96
BARRY UNIVERSITY STUDENT HEALTH SERVICES		52	44	46%	96
PEDIATRIC ASSOCIATES ORLANDO		82	14	15%	96
QPS, LLC		93	3	3%	96
MARKET STREET VIERA		95	1	1%	96
MEDRITE URGENT CARE		81	14	15%	95
INSTITUTE OF PATHOLOGY KINGS COUNTY		92	3	3%	95
THE TERRACE OF KISSIMMEE		80	15	16%	95
ADVENT HEALTH CENTRA CARE - EAST ORLANDO		65	30	32%	95
CROSS CITY REHABILITATION AND HEALTH CARE CENTER		72	23	24%	95
KINDRED AT HOME		86	9	9%	95
EAST ALABAMA MEDICAL CENTER LABORATORY		83	12	13%	95
DIAGNOSTIC SOLUTIONS		3	91	97%	94
A COUNTRY PLACE ASSISTED LIVING FACILITY		92	2	2%	94
Conway Lakes Health and Rehabilitation Center		93	1	1%	94
ERIE COUNTY MEDICAL CTR CLINICAL LABS		90	4	4%	94
Baldwin Pediatrics		83	11	12%	94
NEW SMYRNA BEACH URGENT CARE			94	100%	94
CATHOLIC HEALTH SYSTEM DEPT LABORATORY		90	4	4%	94
ROSECASTLE AT DELANEY CREEK		93	1	1%	94
BRIDGEVIEW CENTER LLC		81	13	14%	94
LABCORP		29	65	69%	94
ADVENT HEALTH CENTRA CARE - WATERMAN		79	15	16%	94
FLORIDA PEDIATRIC GROUP		31	62	67%	93
PRESERVE AT PALM AIRE	3	90			93
REHAB AND HEALTHCARE CENTER OF CAPE CORAL		92			92

# COVID-19: testing by laboratory

Data through May 11, 2021 verified as of May 12, 2021 at 09:25 AM

Data in this report are provisional and subject to change.

The numbers in the table below represent the number of Florida and non-Florida residents for whom test results were received by the Department of Health. A person can be tested by more than one laboratory and can have both positive and negative results. **Therefore, the sum of the numbers in each column will be larger than the total number of people tested.**

Reporting lab	Inconclusive	Negative	Positive	Percent positive	Total
DAVITA LABORATORY		69	23	25%	92
MAGNOLIA DIAGNOSTIC		2	90	98%	92
JESSIE TRICE COMMUNITY HEALTH SYSTEM, INC		75	17	18%	92
SUWANNEE COUNTY SHERIFF OFFICE		89	3	3%	92
CENTURY CENTER FOR REHABILITATION & HEALING		74	18	20%	92
LAKE GIBSON VILLAGE, LLC		89	3	3%	92
PLYMOUTH HOME FOR ADULTS, INC.	8	83	1	1%	92
BREVARD HEALTH ALLIANCE INC		89	3	3%	92
1ST PRIORITY LAB SERVICES		75	17	18%	92
BISHOP GRADY VILLAS		90	2	2%	92
CVS MINUTE CLINIC		3	88	97%	91
HERON CLUB AT PRESTANCIA		89	2	2%	91
SUN CLINICAL LABORATORIES		90	1	1%	91
AVERO DIAGNOSTICS		67	24	26%	91
SANTA BARBARA CARE CENTER		69	22	24%	91
CONCENTRA - FT LAUDERDALE - COMMERCIAL BLVD		89	2	2%	91
SONORAN DESERT PATHOLOGY ASSOCIATES		3	88	97%	91
JENNIFER J CHIAVETTA-GRLSANTI DC		74	17	19%	91
DEBARY HEALTH AND REHABILITATION CENTER		88	3	3%	91
MD 365 MEDICAL CARE PLLC		91			91
BAHIA OAKS LODGE		85	6	7%	91
MISIR DRUGS LLC		72	19	21%	91
LAKELAND REGIONAL HEALTH GATEWAY CENTER		65	26	29%	91
COOPER FAMILY MEDICAL PLLC		71	20	22%	91
NAPHCARE INC		85	6	7%	91
PROMEDICA SENIOR LIVING		86	5	5%	91
PARK OF THE PALMS INC		90	1	1%	91
CAMPBELL URGENT CARE		15	75	83%	90
Winter Garden Rehab and Nursing Facility		79	11	12%	90
MANATEE COUNTY JAIL		89	1	1%	90
KEYS MEDICAL GROUP			90	100%	90
Summit Medical Group, Pa Dba Citymd		83	7	8%	90
JERICOHO URGENT CARE		86	4	4%	90
Lanier Rehab		64	26	29%	90
ATRIUM AT LIBERTY PARK		85	4	4%	89
NORTH FLORIDA SPINE AND WELLNESS		69	20	22%	89
FREEDOM INN AT TARPON SPRINGS		82	7	8%	89
GEORGE E WEEMS MEMORIAL HOSPITAL LAB		73	16	18%	89
ST VINCENTS PRIMARY CARE		81	8	9%	89
DAVENPORT PEDIATRICS CLERMONT PA		80	9	10%	89
EMERGENCY PHYSICIANS MEDICAL CENTER LLC		65	24	27%	89
STUART LODGE LIVING LLC		66	23	26%	89
ACE BIOMEDICAL LABS LLC		74	15	17%	89
PERSONAL PEDIATRICS		78	11	12%	89
AESTHETIC ENHANCEMENTS		89			89
EVENTEST, LLC		87	2	2%	89
MEDICAL PAVILION CLINIC		66	23	26%	89

# COVID-19: testing by laboratory

Data through May 11, 2021 verified as of May 12, 2021 at 09:25 AM

Data in this report are provisional and subject to change.

The numbers in the table below represent the number of Florida and non-Florida residents for whom test results were received by the Department of Health. A person can be tested by more than one laboratory and can have both positive and negative results. **Therefore, the sum of the numbers in each column will be larger than the total number of people tested.**

Reporting lab	Inconclusive	Negative	Positive	Percent positive	Total
MIAMI SHORES NURSING & REHAB		89			89
JOHN D ARCHBOLD MEMORIAL HOSPITAL		86	3	3%	89
ST VINCENT'S BIRMINGHAM		82	7	8%	89
WALGREENS 2941		84	4	5%	88
AR ANESTHESIA LLC		86	2	2%	88
GOVERNOR'S CREEK HEALTH & REHABILITATION		87	1	1%	88
SIMEDHEALTH LLC		75	13	15%	88
BAYLOR GENETICS		75	13	15%	88
HUNTINGTON HOSPITAL LABORATORY		84	3	3%	87
PACIFIC ANALYTICS			87	100%	87
BRANDON HEALTH AND REHABILITATION CENTER	1	85	1	1%	87
NORTHWESTERN UNIVERSITY CORP		86	1	1%	87
CHAMBREL AT ISLAND LAKE		83	4	5%	87
EISENHOWER ARMY MEDICAL CENTER		80	7	8%	87
BEACHES PEDIATRICS PA		82	5	6%	87
CLYDE E LASSEN STATE VETERANS NURSING HOME		62	25	29%	87
UNIVERSITY OF NEW MEXICO HOSPITAL		87			87
WALGREENS #12673		82	4	5%	86
SUNCOAST TECHNICAL COLLEGE SCHOOL OF HEALTH		86			86
BRILLIANCE ASSISTED LIVING		69	17	20%	86
PENSACOLA DEVELOPMENTAL CENTER		67	19	22%	86
HOLMES COUNTY HEALTH DEPARTMENT	1	72	13	15%	86
LAKE SHERIFF		66	20	23%	86
DISCOVERY VILLAGE AT THE FORUM		86			86
MEADOWCREST FAMILY PHYSICIANS PA	1	60	24	28%	85
PRMG - EAST NAPLES	1	73	11	13%	85
TAMPA BAY CONCIERGE DOCTOR, LLC		81	4	5%	85
HEARTLAND PEDIATRIC ASSOCIATES		71	14	16%	85
MEDEXPRESS - BLOOMIN BRANDS		65	20	24%	85
LEVY COUNTY DEPARTMENT OF HEALTH		61	24	28%	85
DELCARE PA		68	17	20%	85
LAKE HOWELL FAMILY MEDICINE ASSOCIATES		70	15	18%	85
PREMIUM HEALTH SERVICES OF TAMPA BAY LLC		55	30	35%	85
W. FRANK WELLS NURSING HOME		84	1	1%	85
ARBOR OAKS AT TYRONE	9	74	2	2%	85
NITE LITE PEDIATRICS - JACKSONVILLE		76	8	10%	84
PINES OF SARASOTA GARDEN		84			84
PEDIATRIC SERVICES OF AMERICA INC		79	5	6%	84
CENTRAL FLORIDA PEDIATRICS		38	46	55%	84
LONG TERM CARE OF JAY, LLC		63	21	25%	84
PANCARE HEALTH - FREEPORT CLINIC SUITE B		75	9	11%	84
OCOEE PEDIATRICS		75	8	10%	83
GRAND ST PAUL CVS		80	3	4%	83
LABCORP EMPLOYER SERVICES		82	1	1%	83
CANOPY ON BERRYHILL, THE		51	32	39%	83
ATLAN		74	9	11%	83
BROWARD HEALTH MEDICAL CENTER CLINICAL LAB			83	100%	83

# COVID-19: testing by laboratory

Data through May 11, 2021 verified as of May 12, 2021 at 09:25 AM

Data in this report are provisional and subject to change.

The numbers in the table below represent the number of Florida and non-Florida residents for whom test results were received by the Department of Health. A person can be tested by more than one laboratory and can have both positive and negative results. **Therefore, the sum of the numbers in each column will be larger than the total number of people tested.**

Reporting lab	Inconclusive	Negative	Positive	Percent positive	Total
MID FLORIDA PRIMARY CARE PA		69	14	17%	83
ROYAL CARE OF AVON PARK		80	3	4%	83
ARTHREX MEDICAL CENTER		46	37	45%	83
THE TRADITION OF THE PALM BEACHES		79	3	4%	82
ORTHOPAEDIC SURGERY CENTER		82			82
Lexington Health and Rehabilitation Center		82			82
FLORIDA MEDICAL CLINIC PA		56	26	32%	82
THE PAVILION FOR HEALTH CARE		72	10	12%	82
LEE MEMORIAL HEALTH SYSTEM D/B/A LEE COMMUNITY		76	6	7%	82
LAB PLUS, LLC AT SAINT THOMAS WEST HOSPITAL		68	14	17%	82
AVANTE OF MOUNT DORA INC		82			82
LAB		29	52	64%	81
MEDCOR CORPORATE CLINIC		80	1	1%	81
WEST VOLUSIA FAMILY AND SPORTS MEDICINE		75	6	7%	81
AHMG SURGICAL SPECIALIST		81			81
LAKE CITY VA MEDICAL CENTER			81	100%	81
BIO-TECH CLINICAL LABORATORIES		41	40	49%	81
BARNETT PARK □		2	79	98%	81
ROCKLEDGE REGIONAL MEDICAL CENTER		36	45	56%	81
PRODUCTION HEALTH SAFETY MANAGEMENT		78	2	3%	80
ADVENTHEALTH MEDICAL GROUP MULTISPECIALTY			80	100%	80
BioReference Laboratories, Inc		9	71	89%	80
BALMORAL TENANT SERVICES INC	1	43	36	45%	80
MICHAEL AKPEKE MD		70	9	11%	79
BOND CLINIC PA		46	33	42%	79
JACOBI MEDICAL CENTER		74	5	6%	79
SIMED LABORATORY		63	16	20%	79
EDGEWATER AT WATERMAN VILLAGE		78	1	1%	79
NORTH SHORE UNIVERSITY HOSPITAL LABORATORY		72	7	9%	79
STUART REHABILITATION AND HEALTHCARE		63	16	20%	79
ORLANDO COVID TEST , LLC		71	8	10%	79
CENTRAL BALDWIN IMMEDIATE CARE & FAMILY PRACTICE		61	18	23%	79
VETERANS AFFAIRS MEDICAL CENTER - PALO ALTO		28	51	65%	79
CBS LABS OF TAMPA LLC		3	76	96%	79
MINUTECLINIC DIAGNOSTIC OF KANSAS, PA		69	9	12%	78
BAYCARE MEDICAL GROUP		71	7	9%	78
LPG PRIMARY CARE AT PINE ISLAND		64	14	18%	78
MINUTECLINIC DIAGNOSTIC OF NEW JERSEY		70	8	10%	78
NEW MEXICO STATE PUBLIC HEALTH DIVISION		78			78
DOH-WEST PALM BEACH BRANCH LABORATORY		3	75	96%	78
PANCARE HEALTH - MALONE CLINIC		71	7	9%	78
NOMI HEALTH LAB SERVICES LLC		8	70	90%	78
LAKE MORTON PLAZA □		75	3	4%	78
NICEVILLE URGENT CARE		30	47	61%	77
ORANGE CITY NURSING AND REHAB		75	2	3%	77
ROSECASTLE OF JACKSONVILLE LLC		75	2	3%	77
TGH URGENT CARE POWERED BY FAST TRACK			77	100%	77

# COVID-19: testing by laboratory

Data through May 11, 2021 verified as of May 12, 2021 at 09:25 AM

Data in this report are provisional and subject to change.

The numbers in the table below represent the number of Florida and non-Florida residents for whom test results were received by the Department of Health. A person can be tested by more than one laboratory and can have both positive and negative results. **Therefore, the sum of the numbers in each column will be larger than the total number of people tested.**

Reporting lab	Inconclusive	Negative	Positive	Percent positive	Total
SUNSHINE PEDIATRICS		76	1	1%	77
TITUSVILLE FAMILY PRACTICE		21	56	73%	77
BOND CLINIC DR ELDEEB		38	39	51%	77
LUTHERAN HAVEN ASSISTED LIVING		77			77
WALGREENS 9627		71	6	8%	77
HEALTH FIRST - PALM BAY HOSPITAL		2	75	97%	77
URGENT CARE USA LLC		2	75	97%	77
STONY BROOK SOUTHAMPTON		75	2	3%	77
PALM RIVER COMMUNITY HEALTH CENTER		68	9	12%	77
DEVELOPMENTAL DISABILITIES DEFENDANT PROGRAM		75	2	3%	77
THE GOOD SHEPARDS OF DELAND-WEST		76	1	1%	77
CLEARWATER PAIN MANAGEMENT ASSOCIATES		75	2	3%	77
ASSOCIATED CLINICAL LABORATORIES		68	8	11%	76
PANCARE HEALTH - JACKSON COUNTY		63	13	17%	76
WINDSOR REFLECTIONS		75	1	1%	76
MICHAEL A VENAZIO MD		72	4	5%	76
LEE COMMUNITY HEALTHCARE - LEHIGH		63	13	17%	76
S-H THIRTY-FIVE OPCO- PORT ST LUCIE, LLC	1	75			76
CLINICAL PATHOLOGY ASSOCIATES-SONIC REFERENCE LAB		76			76
DYNAMIC MEDICAL USA			76	100%	76
MOBILE PHYSICIAN SERVICES INC		68	8	11%	76
THOMAS INTERNAL MEDICINE		64	12	16%	76
CAMP BOGGY CREEK		75	1	1%	76
PROMEDICA LABORATORIES		21	55	72%	76
SUNCOAST OPTIMAL WELLNESS		23	53	70%	76
ELLKAY HEALTHCARE DATA PLUMBERS	52	19	4	5%	75
ADVENTHEALTH EXPRESSCARE		45	30	40%	75
ST JOSEPHS CHILDRENS OUTREACH		2	73	97%	75
ORLANDO CLINICAL RESEARCH CENTER		72	3	4%	75
WATERCREST ST LUCIE WEST	1	69	5	7%	75
SOS MOBILE MEDICAL CARE LLC		63	12	16%	75
TOWERS HOME CARE		71	4	5%	75
SUMTER PEDIATRICS		70	5	7%	75
NORTH FLORIDA PHARMACY		66	9	12%	75
BROWARD HEALTH MEDICAL CENTER		3	72	96%	75
NOAH CLINICAL LABORATORY		63	11	15%	74
SCOTT LAKE HEALTH AND REHABILITATION CENTER		71	3	4%	74
GADSDEN COUNTY HEALTH DEPARTMENT		63	11	15%	74
EC OPCO PENSACOLA, LLC		73	1	1%	74
Grand Villa of Clearwater		68	6	8%	74
HARMONY CLINIC		1	73	99%	74
NORTH FLORIDA PEDIATRICS		57	17	23%	74
BROOKDALE OVIEDO		72	2	3%	74
OAK MANOR NURSING HOME		70	4	5%	74
GV NAPLES OPCO, LLC		73	1	1%	74
DISCOVERY VILLAGE AT PALM BEACH GARDENS		71	2	3%	73
TANVIR H SHAGAR NP		66	7	10%	73



# COVID-19: testing by laboratory

Data through May 11, 2021 verified as of May 12, 2021 at 09:25 AM

Data in this report are provisional and subject to change.

The numbers in the table below represent the number of Florida and non-Florida residents for whom test results were received by the Department of Health. A person can be tested by more than one laboratory and can have both positive and negative results. **Therefore, the sum of the numbers in each column will be larger than the total number of people tested.**

Reporting lab	Inconclusive	Negative	Positive	Percent positive	Total
Stratford Court of Palm Harbor		63	10	14%	73
AIR, LAND & SEA PHYSICALS & CONSULTATIONS, LLC		72	1	1%	73
CONSULATE HEALTH CARE - LAKE MARY		72	1	1%	73
MD LABS		46	27	37%	73
PIERCE INSTRUMENTS INC		71	2	3%	73
MED EXPRESS		6	67	92%	73
EVIVIA		70	3	4%	73
CRAIG BERGER MD PL D/B/A BAY AREA EYE INSTITUTE		72			72
ERDOX		67	5	7%	72
KESHAV RX LLC		59	13	18%	72
SEWALLS POINT PHARMACY INC		64	8	11%	72
HAVEN OF OUR LADY OF PEACE		72			72
ERIC C MRSHAL, MD, PC #1842		69	3	4%	72
FAST PACE MEDICAL CLINIC, PLLC		60	11	15%	71
INDIGO MANOR		22	49	69%	71
EAST HILL PHARMACY		52	19	27%	71
ADVANCED LAB		67	4	6%	71
FLORIDA HEALTH CARE DELAND			71	100%	71
ADVENT HEALTH - LAKE MARY		61	10	14%	71
EMPLOYEE WELLNESS PA		53	18	25%	71
STERLING HOUSE OF TALLAHASSEE	3	62	6	8%	71
DHMD		71			71
MINUTECLINIC DIAGNOSTIC OF SOUTH CAROL		64	7	10%	71
NORTH FLORIDA PEDIATRICS - JACKSONVILLE		64	7	10%	71
INN AT ASTON GARDENS AT PELICAN POINTE,THE		67	4	6%	71
Salerno Bay Health & Rehabilitation Center		61	10	14%	71
CL BRUMBACK PRIMARY CARE CLINICS		17	54	76%	71
SAFARI PEDIATRICS PA		69	2	3%	71
AMMON LABS		61	10	14%	71
SUNCOAST COMMUNITY HEALTH CENTERS PEDIATRICS		21	49	70%	70
GROWING TOGETHER PEDIATRICS, LLC		64	6	9%	70
INTERNAL MEDICINE ASSOCIATES PA		65	5	7%	70
CP/AIG PENSACOLA DEVELOPMENT LLC		67	3	4%	70
USF HEALTH MORSANI CENTER		5	65	93%	70
ISLAND COAST PEDIATRICS		62	8	11%	70
WILSON MEMORIAL REGIONAL MEDICAL CENTER		66	4	6%	70
Highlands Regional Hospital		63	7	10%	70
SUMMIT AT VENICE	2	63	5	7%	70
CITY OF OCALA EMPLOYEE HEALTH AND WELLNESS CENTER		63	7	10%	70
SAN JOSE SENIOR CARE LLC	1	43	25	36%	69
MEMORIAL MANOR		69			69
TGH URGENT CARE - RIVERVIEW			69	100%	69
LAKE BUTLER HOSPITAL		61	8	12%	69
TRINITY URGENT CARE		55	14	20%	69
HERITAGE HEALTHCARE AND REHABILITATION CENTER		69			69
LINCOLN MEDICAL AND MENTAL HEALTH CENTER		66	3	4%	69
PLANTATION GENERAL HOSPITAL CLINICAL LAB		26	43	62%	69

# COVID-19: testing by laboratory

Data through May 11, 2021 verified as of May 12, 2021 at 09:25 AM

Data in this report are provisional and subject to change.

The numbers in the table below represent the number of Florida and non-Florida residents for whom test results were received by the Department of Health. A person can be tested by more than one laboratory and can have both positive and negative results. **Therefore, the sum of the numbers in each column will be larger than the total number of people tested.**

Reporting lab	Inconclusive	Negative	Positive	Percent positive	Total
PARKSIDE INN	3	64	2	3%	69
GILBERT MEDICAL GROUP		61	7	10%	68
CORNERSTONE PEDIATRICS		56	12	18%	68
GENPATH			68	100%	68
BOND AND STEELE CLINIC, PA		54	14	21%	68
GRAND VILLA OF DEL RAY WEST		64	4	6%	68
AEL- MEMPHIS		17	51	75%	68
PALM BAY URGENT CARE		28	40	59%	68
BIG BOCA SMILES LLC		66	2	3%	68
VIP WALK IN CLINIC		44	24	35%	68
LAKE CO EMPLOYEE HEALTH AND WELLNESS CENTER		60	8	12%	68
LEE PHYSICIAN GROUP COLLEGE POINT		64	4	6%	68
CAREATC INC BRANDON	19	44	5	7%	68
SOMERBY OF SANTA ROSA BEACH		58	9	13%	67
MEASE MANOR INC		63	4	6%	67
MINUTECLINIC DIAGNOSTIC MEDICAL GROUP		62	5	7%	67
BIOREFERENCE LABORATORIES INC		11	56	84%	67
EXPRESS CARE OF TAMPA BAY LLC	1	21	45	67%	67
MINUTECLINIC, LLC		60	7	10%	67
SAMFORD UNIVERSITY HEALTH SERVICES		66	1	1%	67
APC PEDIATRICS AT RYE ROAD MEDICAL PARK		63	4	6%	67
FLORIDA HEALTH CARE		8	59	88%	67
GOLDEN POND COMMUNITIES		67			67
MEDEX MEDICAL EXPRESS OF PALATKA			66	100%	66
PREMISE HEALTH MIA		27	39	59%	66
NEMOURS CHILDRENS PRIMARY CARE OVIEDO		51	15	23%	66
ST FRANCIS HOSPITAL		58	8	12%	66
SIDDH INC DBA SAN CARLOS PHARMACY		62	4	6%	66
TROY REGIONAL MEDICAL CENTER		55	11	17%	66
FAMILY HEALTH CENTER		46	20	30%	66
ADVENT HEALTH CENTRA CARE - WINTER GARDEN		20	46	70%	66
LPG PULMONOLOGY-COCONUT POINT		56	10	15%	66
VETERANS AFFAIRS MEDICAL CENTER - GULF COAST		27	39	59%	66
DOT DOC SARASOTA		60	6	9%	66
WALGREENS #05625		61	5	8%	66
OKEECHOBEE URGENT CARE		17	49	74%	66
GREENSBORO PATHOLOGY LLC		54	12	18%	66
MINUTECLINIC DIAGNOSTIC OF HAWAII LLC		59	7	11%	66
NORTH FLORIDA MEDICAL CENTER		59	7	11%	66
PINELLAS PARK FIRE DEPARTMENT		62	4	6%	66
ADVENT HEALTH - PALM COAST		2	64	97%	66
AMERICAN FAMILY MEDICAL		53	13	20%	66
HERNANDO COUNTY FIRE RESCUE DISTRICT		31	34	52%	65
CALHOUN COUNTY HEALTH DEPT		36	29	45%	65
OUT OF STATE		40	25	38%	65
Heritage Park Care and Rehabilitation		65			65
SUMMER VISTA ASSISTED LIVING		38	27	42%	65

# COVID-19: testing by laboratory

Data through May 11, 2021 verified as of May 12, 2021 at 09:25 AM

Data in this report are provisional and subject to change.

The numbers in the table below represent the number of Florida and non-Florida residents for whom test results were received by the Department of Health. A person can be tested by more than one laboratory and can have both positive and negative results. **Therefore, the sum of the numbers in each column will be larger than the total number of people tested.**

Reporting lab	Inconclusive	Negative	Positive	Percent positive	Total
WADSWORTH HEALTH CENTER		62	3	5%	65
HORIZON ALF		64	1	2%	65
Bon Secours Maria Manor		59	6	9%	65
Palms at Ponte Vedra Assisted Living and Memory Care		62	3	5%	65
NXGEN MDX		20	45	69%	65
CORAL GABLES HOSPITAL			65	100%	65
BROOKDALE CENTRE POINTE	1	64			65
PERSONAL PEDIATRICS PA		61	4	6%	65
EAST CENTRAL FLORIDA OUTPATIENT IMAGING		44	21	32%	65
Rehabilitation Center of the Palm Beaches		65			65
SOUTHSIDE HOSPITAL NORTHWELL HEALTH LABORATORY		55	9	14%	64
GREENLEAF ALF		63	1	2%	64
BRADFORD COUNTY HEALTH DEPARTMENT		63	1	2%	64
VIERA HEALTH AND REHABILITATION CENTER		62	2	3%	64
LPG CONVENIENT CARE AT PINE ISLAND ROAD		58	6	9%	64
MEDLOGIC LABORATORIES		3	61	95%	64
BAYOU GARDENS DUNEDIN LLC		64			64
TRINITY AL SENIOR HOUSING LLC		45	19	30%	64
MICHIGAN DEPARTMENT OF HEALTH AND HUMAN SERVICES	1		63	98%	64
ENCOMPASS HEALTH REHABILITATION OF ALTAMONTE		59	5	8%	64
CENTRA CARE - LAKE NONA		11	53	83%	64
SILVER LAKE PEDIATRICS PA		57	7	11%	64
DEPT OF VA MED CENTE-WEST PALM BEACH			64	100%	64
JOSEPH L MORSE GERIATRIC CENTER	2	59	3	5%	64
MEDI CLINIC SARASOTA INC		62	1	2%	63
CINNAMON COVE ALF		62	1	2%	63
DAVID POSNACK JEWISH DAY SCHOOL		63			63
CARE CENTERS OF NASSAU LLC MINER ROAD SOUTH		63			63
BURRY'S PHARMACY INC		38	25	40%	63
BEEHIVE HOMES OF GULF BREEZE		47	16	25%	63
BIG BEND CARES, INC		55	8	13%	63
EMERALD COAST HOSPICE		61	1	2%	62
ADVENT HEALTH - MOUNT DORA		10	52	84%	62
MENTAL HEALTH CARE INC		53	9	15%	62
ADVENTHEALTH MEDICAL GROUP FAMILY MEDICINE		57	5	8%	62
GRAND VILLA OF ALTAMONTE SPRINGS		55	7	11%	62
TBI RESIDENTIAL SERVICES, INC.		51	11	18%	62
OVERLOOK HOSPITAL LABORATORY		57	5	8%	62
EVAN R SHAPIRO MD PA		62			62
S-H THIRTY FIVE OPCO - ORANGE CITY, LLC		52	10	16%	62
CDR MAGUIRE INC	1	7	54	87%	62
Casa Mora Rehabilitation & Extended Care		60	2	3%	62
MARQUIS LABS, LLC		60	2	3%	62
ST CLOUD PHYSICIAN MANAGEMENT LLC DBA ST CLOUD		28	34	55%	62
LAKELAND REGIONAL HEALTH		38	24	39%	62
CHILDREN'S HOSPITAL OF ALABAMA		60	1	2%	61
LONG ISLAND JEWISH MED CTR		55	6	10%	61

# COVID-19: testing by laboratory

Data through May 11, 2021 verified as of May 12, 2021 at 09:25 AM

Data in this report are provisional and subject to change.

The numbers in the table below represent the number of Florida and non-Florida residents for whom test results were received by the Department of Health. A person can be tested by more than one laboratory and can have both positive and negative results. **Therefore, the sum of the numbers in each column will be larger than the total number of people tested.**

Reporting lab	Inconclusive	Negative	Positive	Percent positive	Total
RITECARE MED CTR H			61	100%	61
WASHINGTON REHABILITATION AND NURSING CENTER		51	10	16%	61
INTERNAL MEDICINE SPECIALIST		55	6	10%	61
VALENCIA HOUSE ALF		59	2	3%	61
MAUREEN OROURKE-FUTEY			61	100%	61
Grace Rehabilitation of Vero Beach		60	1	2%	61
WALGREEN		46	14	23%	60
TUKA PEDIATRICS		8	52	87%	60
81ST MEDICAL GROUP		28	32	53%	60
GRAND AVENUE RX			60	100%	60
PALM BAY PEDIATRICS		40	20	33%	60
THE PRESERVE AT CLEARWATER		58	2	3%	60
SONATA BOCA RATON		54	6	10%	60
PATIENTS CHOICE LAB OF IND, LLC		52	8	13%	60
BARNES HEALTHCARE OF FLORIDA LLC		56	4	7%	60
INTERNAL LAB		50	10	17%	60
MEASE CONTINUING CARE		58	2	3%	60
WAVE CREST HEALTH AND REHABILITATION CENTER		57	3	5%	60
BOCA BIOLISTICS LLC		46	14	23%	60
SPRING MANOR ASSISTED LIVING		60			60
IMMEDIATE CARE PA		56	4	7%	60
BLUE SPRINGS SURGERY CENTER		60			60
TWIN CREEKS ASSISTED LIVING & MEMORY CARE		57	3	5%	60
SARATOGA HOSPITAL LABORATORY		53	6	10%	59
REOPEN DIAGNOSTICS			59	100%	59
LAKE INTERNAL MEDICINE ASSOCIATES PA		52	7	12%	59
CARDIOLOGY AND MEDICINE ASSOCIATES		43	16	27%	59
MILLENIUM PHYSICIANS GROUP		1	58	98%	59
STEINHATCHEE FAMILY MEDICAL CENTER	1	50	8	14%	59
FERN PARK DEVELOPMENTAL CENTER		5	54	92%	59
KEY WEST MEDICAL CENTER	1	51	7	12%	59
WILLOWS AT WILDWOOD, THE		53	6	10%	59
UHEALTH AT FISHER ISLAND			59	100%	59
BIOTECH		52	7	12%	59
Margate Health and Rehabilitation Center		56	2	3%	58
SOUTH FLORIDA BAPTIST HOSPITAL			58	100%	58
ALEXANDER NININGER STATE VETERANS		58			58
KINDRED HOSPITAL CENTRAL TAMPA BLOOD GAS	1	52	5	9%	58
HEALTHPARK MEDICAL CTR NURSING SVC		58			58
COOPER FAMILY MEDICAL, PLLC		48	10	17%	58
LINCOLN DIAGNOSTIC LAB		56	2	3%	58
FINLAY CLINICAL LABORATORY		20	38	66%	58
CITYMD OF MANAHAWKIN		55	3	5%	58
Heartland Health Care Center North Sarasota		44	14	24%	58
TGH URGENT CARE - WESLEY CHAPEL			58	100%	58
VPA PC LAB		48	10	17%	58
BUECHELE DENTAL PA DBA CLERMONT FAMILY DENTISTRY		48	10	17%	58

# COVID-19: testing by laboratory

Data through May 11, 2021 verified as of May 12, 2021 at 09:25 AM

Data in this report are provisional and subject to change.

The numbers in the table below represent the number of Florida and non-Florida residents for whom test results were received by the Department of Health. A person can be tested by more than one laboratory and can have both positive and negative results. **Therefore, the sum of the numbers in each column will be larger than the total number of people tested.**

Reporting lab	Inconclusive	Negative	Positive	Percent positive	Total
ADVENT HEALTH EXPRESS CARE		6	51	89%	57
GENTIVA HEALTH SERVICES CERTIFIED INC		53	4	7%	57
ASCENSION SACRED HEART BAY LABORATORY		54	3	5%	57
FLORIDA MEDICAL CLINIC IM MLK		35	22	39%	57
LIGHTHOUSE PEDIATRICS OF NAPLES		51	6	11%	57
NORTH CAROLINA DEPARTMENT OF HEALTH & HUMAN SERVICES	1		56	98%	57
ADVANCE URGENT CARE CENTER, LLC		13	44	77%	57
ALZHEIMERS CARE CENTER OF VIERA LTD		37	20	35%	57
CONCENTRA URGENT CARE		53	4	7%	57
HOLY NAME HOSPITAL LABORATORY		55	2	4%	57
KAPG FLEMING ISLAND SENIOR HOUSING OPCO LLC	1	56			57
GENESIS DERMATOLOGY		53	4	7%	57
THE CANOPY AT BERRYHILL		57			57
WALGREENS_PEMBROKE PINES		49	8	14%	57
WELLMED AT NEW TAMPA		43	14	25%	57
PREMIER COMMUNITY HEALTHCARE GROUP INC		51	6	11%	57
MALCOM RANDALL DEPT OF VAMC			57	100%	57
ALL AMERICAN URGENT CARE			57	100%	57
UNITED MEDICAL LABS INC		56	1	2%	57
TRADITIONAL HOME HEALTH OF PALM BEACH INC		55	2	4%	57
CAPE REGIONAL MEDICAL CENTER		53	3	5%	56
OPTUMCARE SOUTH FLORIDA, LLC		47	9	16%	56
DEERFIELD BEACH REHABILITATION AND NURSING		51	5	9%	56
TIFFANY HALL NURSING AND REHAB		44	12	21%	56
RESIDENTIAL PLAZA AT BLUE LAGOON INC		52	4	7%	56
ENCOMPASS HEALTH REHABILITATION HOSPITAL OF OCALA		55	1	2%	56
ATRIA PARK OF LAKE FOREST (WG HERITAGE LF LLC)		54	2	4%	56
HIALEAH HOSPITAL RESPIRATORY DEPT			56	100%	56
NEW YORK PRESBYTERIAN - QUEENS DIAGNOSTIC		52	4	7%	56
JFK MEDICAL CENTER NORTH LAB		1	55	98%	56
EAGLES WATCH CLUSTER		47	9	16%	56
PATHOLOGY CONSULTANTS OF NEW MEXICO		56			56
LONG ISLAND UNIVERSITY - POST CAMPUS		51	5	9%	56
SONATA HUNTERS CREEK		47	8	15%	55
MEDEXPRESS URGENT CARE WEST TAMPA			55	100%	55
WELLSTAR KENNESTONE HOSPITAL		50	5	9%	55
CARE 4 U MANAGEMENT, INC			55	100%	55
SMH PHYSICIAN SERVICES INC		54	1	2%	55
MINUTECLINIC DIAGNOSTIC OF NORTH CAROLINA		53	2	4%	55
SUNSHINE PEDIATRICS OF CENTRAL FLORIDA PL		52	3	5%	55
ENCOMPASS HEALTH REHABILITATION		53	2	4%	55
PREMIER MEDICAL ASSOCIATES ALL FLORIDA LLC		54	1	2%	55
GRAND VILLA OF LARGO		48	7	13%	55
NITE LITE PEDIATRICS - PORT ST. LUCIE		46	9	16%	55
KENDALL REGIONAL MEDICAL CENTER LAB	3		52	95%	55
PROFESSIONAL PEDIATRICS		53	2	4%	55
THE MEDICAL GROUP OF SOUTH FLORIDA INC		49	6	11%	55

# COVID-19: testing by laboratory

Data through May 11, 2021 verified as of May 12, 2021 at 09:25 AM

Data in this report are provisional and subject to change.

The numbers in the table below represent the number of Florida and non-Florida residents for whom test results were received by the Department of Health. A person can be tested by more than one laboratory and can have both positive and negative results. **Therefore, the sum of the numbers in each column will be larger than the total number of people tested.**

Reporting lab	Inconclusive	Negative	Positive	Percent positive	Total
WEST ISLIP URGENT CARE		50	5	9%	55
PENNSYLVANIA DEPARTMENT OF HEALTH BUREAU OF LABORATORIES			55	100%	55
Jupiter Medical Center Pavilion		54	1	2%	55
HIGHLANDS COUNTY FIRE RESCUE		55			55
SEBRING PEDIATRICS LLC		31	24	44%	55
ROYAL PALM SENIOR RESIDENCE		54			54
JUNIPER VILLAGE AT NAPLES		53	1	2%	54
ROCHESTER GENERAL HOSPITAL LABORATORY		50	4	7%	54
CAMBRIDGE SECURITY SERVICES		51	3	6%	54
CERTUS MTD OPCP LLC		52	2	4%	54
SARASOTA CO. HEALTH DEPT # 58		40	14	26%	54
ST. CLOUD MEDICAL GROUP		54			54
MIAMI CLINICAL RESEARCH CORP		12	42	78%	54
FUTURE PEDIATRICS		51	3	6%	54
ORCHID COVE AT DAYTONA		45	9	17%	54
CHIPOLA QUICK CARE		47	7	13%	54
UNITED LABORATORY SERVICES CORPORATION		38	16	30%	54
LEE MEMORIAL HEALTH SYSTEM		48	6	11%	54
APOLLOMDX LABS		32	22	41%	54
MINUTE CLINIC DIAGNOSTIC OF VIRGINIA, LLC		52	2	4%	54
LITTLE NECK URGENT CARE		52	2	4%	54
CLERMONT HEALTH AND REHAB		40	14	26%	54
FAMILY EXTENDED CARE OF PUNTA GORDA		54			54
BASSETTI MEDICAL RESEARCH INC		35	19	35%	54
CDR MAGUIRE - MIAMI BEACH CC MISSION 17388		2	51	96%	53
QUOTIENT SCIENCES LABS LLC			53	100%	53
SOMERSET			53	100%	53
BAY STREET PHARMACY		48	5	9%	53
HOME CARE PHARMACY		53			53
ALLIANCE COMMUNITY FOR RETIREMENT LIVING		53			53
QHC UPSTATE MEDICAL PC		43	10	19%	53
Citymd Of Toms River		46	7	13%	53
UNIVERSITY OF WEST FLORIDA, THE		52	1	2%	53
LPG PRIMARY CARE AT COLONIAL CENTER DRIVE		44	9	17%	53
BITTINGS APOTHECARY INC		47	6	11%	53
MISSION OAKS ASSISTED LIVING		51	2	4%	53
OZ		53			53
ST ANTHONYS PRIMARY CARE LLC/JACKSON STREET			53	100%	53
ADVENTHEALTH MEDICAL GROUP FAMILY & INTERNAL		26	27	51%	53
IMA MEDICAL CENTER		34	19	36%	53
FLORIDA HOSPITAL PHYSICIAN GROUP		32	21	40%	53
THE PALMS PHARMACY, INC		50	3	6%	53
AMELIA ASSISTED LIVING FACILITY		53			53
Osprey Point Nursing Center		51	2	4%	53
LMH SKILLED NURSING UNIT		52			52
ADVENT HEALTH - LAKE WALES		40	12	23%	52
PHILLIPPE RIDGE		40	12	23%	52

# COVID-19: testing by laboratory

Data through May 11, 2021 verified as of May 12, 2021 at 09:25 AM

Data in this report are provisional and subject to change.

The numbers in the table below represent the number of Florida and non-Florida residents for whom test results were received by the Department of Health. A person can be tested by more than one laboratory and can have both positive and negative results. **Therefore, the sum of the numbers in each column will be larger than the total number of people tested.**

Reporting lab	Inconclusive	Negative	Positive	Percent positive	Total
PINES NURSING HOME		50	2	4%	52
NIGHT LITE PEDIATRICS CENTER LLC		10	42	81%	52
THE CLUB AT BOYNTON BEACH, LLC		50	2	4%	52
SNH BRFL TENANT LLC	2	50			52
NORTHSIDE HOSPITAL EMERGENCY DEPT		48	4	8%	52
MULBERRY'S MOBILE PROVIDER SERVICES LLC		35	17	33%	52
ADVENT HEALTH		49	3	6%	52
FELICIDAD MEDICAL CENTER		5	47	90%	52
EMORY CLINIC, THE		48	4	8%	52
PANCARE HEALTH - BAY COUNTY - YOUNGSTOWN		46	5	10%	51
SOUTH CAROLINA DEPT OF HEALTH AND ENVIRONMENT CONTROL		11	40	78%	51
CITY OF CAPE CORAL		38	13	25%	51
WALGREENS #10373		49	2	4%	51
ENCOMPASS HEALTH REHABILITATION HOSPITAL OF PANAMA CITY		46	5	10%	51
BENTON HOUSE OF PORT ORANGE		44	7	14%	51
LPG PEDIATRICS AT PAGE FIELD		50	1	2%	51
INN AT THE FOUNTAINS, THE		34	17	33%	51
PATRICK MANOR INCORPORATED		51			51
CVS MINUTE CLINIC DIAGNOSTIC OF NORTH CAROL		44	7	14%	51
ROADS PEDIATRICS,LLC		48	3	6%	51
MARIANNA HEALTH AND REHABILITATION CENTER		50	1	2%	51
GULFVIEW MEDICAL INSTITUTE		51			51
SOUTHEAST ALABAMA MEDICAL CENTER			51	100%	51
AVANTE ST CLOUD		48	3	6%	51
SUNSHINE ASSISTED LIVING		50			50
GULFSIDE HOSPICE INC		47	3	6%	50
POPLAR HEALTHCARE PLLC	1	11	38	76%	50
GRAND VILLA OF ST. PETERSBURG		48	2	4%	50
COURTYARD GARDENS OF BOYNTON BEACH, LLC		47	3	6%	50
HILA BECKERMAN MD LLC	1	45	4	8%	50
HEALTH FIRST - CAPE CANAVERAL HOSPITAL		1	49	98%	50
OCCUPATIONAL HEALTH CENTERS OF THE SOUTHWEST PA		44	6	12%	50
CARE ATC - ANDES			50	100%	50
GRAND VILLA OF NEW PORT RICHEY		43	7	14%	50
ARCPOINT LABS OF WEST PALM BEACH		9	41	82%	50
MADISON COUNTY MEMORIAL HOSPITAL LABORATORY		15	35	70%	50
PORT ST. LUCIE - ZAXBY'S		50			50
PRACTICE MANAGEMENT OF AMERICA, INC.		7	43	86%	50
BETHUNE-COOKMAN UNIVERSITY		32	18	36%	50
GRAMERCY PARK URGENT CARE		48	2	4%	50
RAINBOW PEDIATRICS PC LLC / BREAKFAST POINT		39	11	22%	50
TNC WALK IN CLINIC		38	12	24%	50
SOLARIS SENIOR LIVING NORTH NAPLES		48	1	2%	49
FLAGLER HOSPITAL INC	2		47	96%	49
CARE CENTERS OF NASSAU LLC MINER ROAD NORTH		49			49
DOH		23	26	53%	49
NORTHBROOK CENTER FOR		47	2	4%	49

# COVID-19: testing by laboratory

Data through May 11, 2021 verified as of May 12, 2021 at 09:25 AM

Data in this report are provisional and subject to change.

The numbers in the table below represent the number of Florida and non-Florida residents for whom test results were received by the Department of Health. A person can be tested by more than one laboratory and can have both positive and negative results. **Therefore, the sum of the numbers in each column will be larger than the total number of people tested.**

Reporting lab	Inconclusive	Negative	Positive	Percent positive	Total
S-H THIRTY FIVE OPCO - LUTZ, LLC		48	1	2%	49
Guardian Care Nursing and Rehabilitation Center		49			49
FHMG_CTR FOR SENIOR HEALTH		44	5	10%	49
ADVENTIST HEALTH SYSTEM FLORIDA		34	15	31%	49
SOFT CELL LABORATORIES		45	4	8%	49
USF		1	48	98%	49
ALLEGRO		47	2	4%	49
ALWAYS BEST CARE SENIOR SERVICES		44	5	10%	49
MORTON PLANT			48	100%	48
WEISS PEDIATRIC CARE LLC		34	14	29%	48
LYSTER ACH FT RUCKER AL		45	3	6%	48
THE TERRACE OF JACKSONVILLE		3	45	94%	48
COURTYARD GARDENS OF JUPITER		48			48
ISLAND URGENT CARE PLLC		44	4	8%	48
PREMIER MEDICAL ASSOCIATES		46	2	4%	48
ALLIANCE OF PHYSICIANS AGAINST COVID-19		1	47	98%	48
ST JUDE LABORATORIES		43	5	10%	48
BAPTIST URGENT CARE		44	4	8%	48
SOMA MEDICAL CENTER PA #3		10	38	79%	48
URGENT CARE & WELLNESS CENTER		15	33	69%	48
GRAND VILLA OF PINELLAS PARK		46	2	4%	48
NAPLES PEDIATRICS INC□		43	5	10%	48
ORLANDO HEALTH PRIMARY CARE PEDIATRICS		44	4	8%	48
BAY CENTER HURRICANE SHELTER		48			48
VENICE URGENT CARE - GULF COAST		1	47	98%	48
SEWANEE MOLECULAR DIAGNOSTICS LABORATO		48			48
PORT SAINT JOHN FAMILY PRACTICE		31	17	35%	48
INTERCOASTAL MEDICAL GROUP		2	46	96%	48
GRAND OAKS OF PALM CITY LLC□	1	41	6	13%	48
HERNANDO ENDOSCOPY AND SURGERY CENTER		37	11	23%	48
CAREMED INTERNAL MEDICINE		30	18	38%	48
AU MEDICAL CENTER, INC	1	41	5	11%	47
CAREHERE LAKE SCHOOLS EMPLOYEE HEALTH CENTER		33	14	30%	47
EMORY UNIVERSITY HOSPITAL		38	9	19%	47
FAMILY EXTENDED CARE OF WINTER HAVEN		45	2	4%	47
POINTE AT NEW PORT PLACE,THE		47			47
COMPLETE HOME CARE OF THE PALM BEACHES LLC		43	4	9%	47
WINTER GARDEN REHAB AND NURSING CENTER		43	4	9%	47
NORTH FLORIDA / SOUTH GEORGIA VETERANS HEALTH SYSTEM		1	46	98%	47
MINUTECLINIC DIAGNOSTIC OF LOUISIANA,		44	3	6%	47
GRAND VILLA OF ENGLEWOOD		42	5	11%	47
ENCOMPASS HEALTH REHABILITATION HOSPITAL OF MIAMI		46	1	2%	47
LAKE COUNTY SCHOOLS EMPLOYEE HEALTH CENTER		34	13	28%	47
INTERLAB		1	46	98%	47
JACK BANDEL MD PA		46	1	2%	47
NAVARRE GARDENS		41	6	13%	47
EP MEDICAL EQUIPMENT PHARMACY		40	7	15%	47



# COVID-19: testing by laboratory

Data through May 11, 2021 verified as of May 12, 2021 at 09:25 AM

Data in this report are provisional and subject to change.

The numbers in the table below represent the number of Florida and non-Florida residents for whom test results were received by the Department of Health. A person can be tested by more than one laboratory and can have both positive and negative results. **Therefore, the sum of the numbers in each column will be larger than the total number of people tested.**

Reporting lab	Inconclusive	Negative	Positive	Percent positive	Total
MOBILE DOC FL, LLC		29	18	38%	47
SAN CARLOS PHARMACY		39	8	17%	47
KAPG ST AUGUSTINE SENIOR HOUSING OPCO LLC		37	9	20%	46
HARTFORD HEALTH SERVICES LLC		46			46
FLORIDA DEPARTMENT OF HEALTH CLAY COUNTY		32	14	30%	46
WALGREENS 3145		43	3	7%	46
H LEE MOFFITT CANCER CENTER MICRO		46			46
ADVENT HEALTH MEDICAL GROUP OB GYN AT		40	6	13%	46
THORNBURG PEDIATRICS		42	4	9%	46
MINUTECLINIC DIAGNOSTIC OF LOUISIANA		43	3	7%	46
TRICORE REF LABS - UNIV OF NM		46			46
PREMIER PLACE HEALTHCARE AT THE GLENVIEW		46			46
LUTHERAN HAVEN EXTENDED CONGREGATE CAR		46			46
ADULT MEDICINE OF LAKE COUNTY INC			46	100%	46
EAST MANATEE FAMILY	1	1	44	96%	46
COLLIER BLVD HMA PHYSICIAN MANAGEMENT LLC		46			46
UNION MEDICAL CARE		46			46
UNIVERSITY BEHAVIORAL CENTER		46			46
TRIPLE O MEDICAL SERVICES INC		42	4	9%	46
WG EVERGREEN WOODS SH LLC		46			46
MID-FLORIDA PATHOLOGY, LLC		35	11	24%	46
STUART URGENT CARE			45	100%	45
REDI-MED WALK-IN FAMILY CARE			45	100%	45
SOUTHPORT SQUARE HARBOUR HEALTH		45			45
BENTON HOUSE OF ST. JOHNS		43	2	4%	45
VOLUSIA COUNTY BRANCH JAIL		1	44	98%	45
JACKSONVILLE PEDIATRICS		29	16	36%	45
COLLIER URGENT CARE CENTERS		44	1	2%	45
IMA MEDICAL GROUP POINCIANA		18	27	60%	45
LEE COMMUNITY HEALTHCARE INC CAPE CORAL		42	3	7%	45
NEXT MOLECULAR ANALYTICS		14	31	69%	45
CRESTVIEW IMMEDIATE CARE LL		21	24	53%	45
NEOGENOMICS LABORATORIES INC		45			45
AVALON PARK RETIREMENT RESIDENCE		43	2	4%	45
BD MEDICAL SYSTEMS		43	2	4%	45
NEUPATH DIAGNOSTICS		37	8	18%	45
PLAINVIEW URGENT CARE		42	3	7%	45
BRP SH OPCO LLC		45			45
LPG PRIMARY CARE AT CAPE CORAL PARKWAY		38	7	16%	45
Grand Villa of Deerfield Beach		41	4	9%	45
UNION MEDICAL CARE PLLC		44	1	2%	45
LARA HEALTH AND WELLNESS CENTER LLC		45			45
MINUTECLINIC, LLC, DBA MINUTECLINIC #5		40	4	9%	44
PRINCETON VILLAGE		40	4	9%	44
University Hospital		37	7	16%	44
BIOFIRE		11	33	75%	44
ST LUCIE COUNTY JAIL		29	15	34%	44

# COVID-19: testing by laboratory

Data through May 11, 2021 verified as of May 12, 2021 at 09:25 AM

Data in this report are provisional and subject to change.

The numbers in the table below represent the number of Florida and non-Florida residents for whom test results were received by the Department of Health. A person can be tested by more than one laboratory and can have both positive and negative results. **Therefore, the sum of the numbers in each column will be larger than the total number of people tested.**

Reporting lab	Inconclusive	Negative	Positive	Percent positive	Total
PEDIATRICS OF CENTRAL FLORIDA – SAINT CLOUD	2	40	2	5%	44
FLORIDA HOSPITAL		28	16	36%	44
Gulf Shore Care Center		39	5	11%	44
PASSPORT HEALTH ORLANDO		44			44
KINDRED HOSPITAL OCALA		40	4	9%	44
BENTON HOUSE OF CLERMONT		44			44
ACCESS 365 URGENT CARE		17	27	61%	44
BRONX LEBANON HOSPITAL-MEDICAL CENTER		40	4	9%	44
RADIOLOGY ASSOCIATES OF VENICE AND ENGLEWOOD		42	2	5%	44
LOURDES HOSPITAL INC		42	2	5%	44
INNOVATIVE GX LABORATORIES		37	7	16%	44
KISSIMMEE VA OUTPATIENT CLINIC		41	3	7%	44
ASHTON PLACE	3	37	4	9%	44
WALK IN MEDICAL URGENT CARE		44			44
LPG CONVENIENT CARE AT METRO		40	4	9%	44
HUNT CLUB MEDICAL		15	29	66%	44
THE MERIDIAN AT BOCA RATON	1	43			44
ACTIVE SENIOR LIVING		42	2	5%	44
MAKO MEDICAL		21	23	52%	44
RIVERHEAD URGENT CARE		43	1	2%	44
PINELLAS INTERNAL MEDICINE ASSOCIATES	1	39	3	7%	43
EC OPCO TIMBERLIN PARC LLC		43			43
EASTERN SHORE URGENT CARE		32	11	26%	43
WOLFF CTR FOR CHILD & ADOLESCENT HEALTH PLLC,THE		26	17	40%	43
SOUTHEAST GEORGIA HEALTH SYSTEM, INC		38	5	12%	43
University Hills health and Rehabilitation		33	10	23%	43
COMMUNITY MEDICAL CARE CENTER INC			43	100%	43
ADVENTHEALTH MEDICAL GROUP PULMONOLOGY		37	6	14%	43
LABORATORY MEDICINE CONSULTANTS-LMC PA		40	3	7%	43
UNIVERSITY MEDICAL CTR OF PRINCETON AT		41	2	5%	43
BAYCARE MEDICAL GROUP INC		3	40	93%	43
FIRST CHOICE URGENT CARE		12	31	72%	43
LAKE MARY KIDS CENTRA CARE		33	10	23%	43
ORLANDO ORTHOPAEDIC OUTPATIENT SURGERY CENTER		37	6	14%	43
A AND R RESEARCH GROUP LLC		38	5	12%	43
BRANCH MEDICAL CLINIC			43	100%	43
D W MCMILLAN MEMORIAL HOSPITAL		32	11	26%	43
WHITE-WILSON MEDICAL CENTER		32	11	26%	43
DUVAL PHARMACY		32	11	26%	43
Atlantic Shore Nursing and Rehab		42			42
MAIMONIDES-SHALOM ACADEMY, INC		41	1	2%	42
MEDEMERGE		40	2	5%	42
CITRUS COUNTY HEALTH DEPARTMENT		36	6	14%	42
STETSON UNIVERSITY STUDENT HEALTH CENTER		3	39	93%	42
WELLMED AT PLANT CITY		23	19	45%	42
MED & CO INVESTMENT LLC		39	3	7%	42
CLINICAL LABORATORY		42			42

# COVID-19: testing by laboratory

Data through May 11, 2021 verified as of May 12, 2021 at 09:25 AM

Data in this report are provisional and subject to change.

The numbers in the table below represent the number of Florida and non-Florida residents for whom test results were received by the Department of Health. A person can be tested by more than one laboratory and can have both positive and negative results. **Therefore, the sum of the numbers in each column will be larger than the total number of people tested.**

Reporting lab	Inconclusive	Negative	Positive	Percent positive	Total
LONGLEAF DIAGNOSTIC LABORATORIES		13	29	69%	42
KIVA AT CANTERBURY		25	17	40%	42
ENCORE AT BOCA RATON, THE			42	100%	42
NORTHWELL HEALTH PLAINVIEW HOSPITAL LABORATORY		33	9	21%	42
CITRUS CARE CLINIC			42	100%	42
TAMPA URGENT CARE			42	100%	42
STAT ONE URGENT CARE CENTER		2	40	95%	42
MARQUESA MEDICAL		38	4	10%	42
A & R RESEARCH GROUP		35	7	17%	42
HOUSE CALLS PROFESSIONAL LLC		38	4	10%	42
ATRIA WILLOW WOOD		40	2	5%	42
CITY OF NAPLES FIRE RESCUE		37	5	12%	42
PACIFICA SENIOR LIVING OCALA		37	5	12%	42
CARILLON SPORTS AND FAMILY MEDICINE		32	10	24%	42
BULLS HEAD URGENT CARE		39	2	5%	41
ADVENTHEALTH MEDICAL GROUP FAMILY MEDICINE AT RDV		41			41
ADVENT HEALTH CENTRA CARE - LAKELAND		30	11	27%	41
PRIDE DIAGNOSTICS		24	17	41%	41
ANDALUSIA HEALTH		24	17	41%	41
CROSSROADS URGENT CARE		26	15	37%	41
UNIVERSITY OF ALABAMA		38	3	7%	41
FLORIDA HOSPITAL NEW SMYRNA		4	37	90%	41
VETERANS AFFAIRS MEDICAL CENTER - NEW YORK HARBOR		39	2	5%	41
BELVEDERE COMMONS OF SUN CITY CENTER		41			41
DCH REGIONAL MEDICAL CENTER LABORATORY		39	2	5%	41
BOND CLINIC, PA		11	30	73%	41
CAPITAL REGIONAL MEDICAL CENTER		2	39	95%	41
MEDEX MEDICAL EXPRESS OF PALATKA LLC			41	100%	41
PURE PHARMACY		39	2	5%	41
NIGHT LITE PEDIATRIC CENTER		10	31	76%	41
SOUTHCOR LABORATORY		7	34	83%	41
PEDIATRICS OF CENTRAL FLORIDA KISSI		33	8	20%	41
LEE PHYSICIAN GROUP		35	5	13%	40
GENEXPERT			40	100%	40
THE LODGE AND REHABILITATION CENTER		24	16	40%	40
FAMILY AND INTERNAL MEDICINE AT AVALON PARK		36	4	10%	40
CLINICAL PATHOLOGY LABORATORIES, INC		40			40
M&V SAN JOSE MEDICAL CENTER			40	100%	40
STATCARE URGENT AND WALK-IN MEDICAL CA		37	3	8%	40
LPG PRIMARY CARE AT BONITA BAY LIFESTYLE CENTER		35	5	13%	40
FAMILY CARE PARTNERS URGENT CARE LLC		32	8	20%	40
Grand Villa of Dunedin		34	6	15%	40
GEORGIA HEART CENTER (MSC 53), NAVICEN		38	2	5%	40
PEDIATRICS IN BREVARD-COCOA BEACH		35	5	13%	40
MINUTECLINIC DIAGNOSTIC OF RHODE ISLAND, LLC #1544		38	1	3%	39
STEWART MEDICAL GROUP, INC		21	18	46%	39
CORRECTIONAL MEDICAL GROUP		27	12	31%	39

# COVID-19: testing by laboratory

Data through May 11, 2021 verified as of May 12, 2021 at 09:25 AM

Data in this report are provisional and subject to change.

The numbers in the table below represent the number of Florida and non-Florida residents for whom test results were received by the Department of Health. A person can be tested by more than one laboratory and can have both positive and negative results. **Therefore, the sum of the numbers in each column will be larger than the total number of people tested.**

Reporting lab	Inconclusive	Negative	Positive	Percent positive	Total
MINUTE CLINIC LLC #2216		36	3	8%	39
MINUTE CLINIC DIAGNOSTIC OF SC, LLC #75		37	2	5%	39
JUNIPER VILLAGE AT CAPE CORAL		34	5	13%	39
BAY COUNTY JAIL ANNEX		34	5	13%	39
GUYAN VALLEY WELLNESS CENTER		32	7	18%	39
TAYLORVILLE FAMILY MEDICINE		32	7	18%	39
WG BAYPOINT VILLAGE SH LLC		38	1	3%	39
CEDAR CREEK AT KINGS BAY INC		39			39
CLINICAL RESEARCH SEQUENCING PLATFORM		8	31	79%	39
BROOKDALE BRANDON	1	38			39
SKIPPACK MEDICAL LAB		24	15	38%	39
BAYSHORE PATHOLOGY CONSULTANTS PA		37	2	5%	39
MINUTE CLINIC DIAGNOSTIC OF NEW JERSEY		38	1	3%	39
ISLAMORADA VILLAGE OF ISLANDS FIRE RESCUE		36	3	8%	39
MINUTE CLINIC DIAGNOSTIC OF VIRGINIA		32	7	18%	39
GRAND LIVING AT LAKEWOOD RANCH		38	1	3%	39
SARNO FAMILY PRACTICE		24	15	38%	39
MARYLAND DEPARTMENT OF HEALTH			39	100%	39
CENTERPLACE HEALTH		16	23	59%	39
PALM POINT BEHAVIORAL HEALTH		39			39
WEINBERG VILLAGE		38	1	3%	39
METROPOLITAN CHARITIES INC		36	3	8%	39
BAYSIDE LABORATORIES INC		39			39
WALGREENS COVID-19		27	12	31%	39
WASHINGTON COUNTY HEALTH DEPARTMENT		26	13	33%	39
HOMWOOD RESIDENCE AT FREEDOM PLAZA		37	1	3%	38
FLORIDA ENDOSCOPY & SURGERY CTR LLC		38			38
WARDE MEDICAL LABORATORY		29	9	24%	38
UNDERGROUND FREE CLINIC		37	1	3%	38
ARTHREX MEDICAL CENTER EAST		25	13	34%	38
LPG PRIMARY CARE AT MATTHEW DRIVE		32	6	16%	38
CERON PEDIATRICS & INTEGRATIVE MEDICIN		38			38
DAYTONA BEACH OPC		34	4	11%	38
AUTUMN OF SARASOTA		12	26	68%	38
ALPHA PHARMACY		35	3	8%	38
HARMONY HEALTH OPCO, LLC		17	21	55%	38
ST AUGUSTINE PEDIATRIC ASSOC		33	5	13%	38
CONNECTICUT DEPARTMENT OF HEALTH		22	16	42%	38
CLEARWATER EMPLOYEE HEALTH CLINIC		19	19	50%	38
INNOVATION CLINICAL TRIALS, INC			38	100%	38
FLORIDA MEDICAL CL ODOM TPA		23	15	39%	38
WOMEN'S CARE FLORIDA, LLC		38			38
Life Care Center of Citrus County		37	1	3%	38
MINUTECLINIC DIAGNOSTIC OF MICHIGAN		35	3	8%	38
PECONIC BAY MEDICAL CENTER LABORATORY		29	9	24%	38
MOLECULAR DIAGNOSTICS		5	33	87%	38
ATRIA SAN PABLO		36	2	5%	38

# COVID-19: testing by laboratory

Data through May 11, 2021 verified as of May 12, 2021 at 09:25 AM

Data in this report are provisional and subject to change.

The numbers in the table below represent the number of Florida and non-Florida residents for whom test results were received by the Department of Health. A person can be tested by more than one laboratory and can have both positive and negative results. **Therefore, the sum of the numbers in each column will be larger than the total number of people tested.**

Reporting lab	Inconclusive	Negative	Positive	Percent positive	Total
ROCKLAND URGENT CARE FAMILY HEALTH NP		36	2	5%	38
CCRC @ SUNFLOWER LLC		35	3	8%	38
FAMILY EXTENDED CARE OF SEBRING INC		35	2	5%	37
GRAND VILLA OF DELRAY EAST		37			37
PONCE THERAPY CARE CENTER		34	3	8%	37
CARE HERE		12	25	68%	37
HOLLISMED LLC		35	2	5%	37
ASSISTED LIVING OF BROWARD		37			37
FORT CAROLINE GARDENS, INC		34	3	8%	37
ALAN A SMITH MD LLC		34	3	8%	37
PATHOGENIUS LABORATORIES		30	7	19%	37
CENTRAL FLORIDA HEALTH CARE INC WAUCHULA SITE 2		29	8	22%	37
ST. MARYS MEDICAL CENTER		1	36	97%	37
PULSE & REMEDY LLC		22	15	41%	37
UNIPATH		24	13	35%	37
ACCURATE DIAGNOSTIC LAB		35	2	5%	37
COLLIER HMA PHYSICIAN MANAGEMENT LLC		27	10	27%	37
GMR EVENT SERVICES LLC DBA CROWDRX		37			37
PATHGROUP		9	28	76%	37
TRADITIONAL HOME CARE INC		35	2	5%	37
THE COLLIER AT NAPLES		36	1	3%	37
ONE MILO		37			37
HOLZER HEALTH CENTER		5	32	86%	37
JAMAICA HOSPITAL MEDICAL CENTER		33	4	11%	37
HR SARASOTA OPERATOR LLC		25	12	32%	37
PARKSIDE HEALTH AND REHABILITATION CENTER			36	100%	36
MARTHA'S HOUSE & ASSISTED LIVING FACILITY		36			36
ALABAMA CLINICS		20	16	44%	36
MAINSTREET FAMILY URGENT CARE		1	35	97%	36
CVS NC7047POCT DURHAM		36			36
PHYSICIAN ASSOCIATES LLC		26	10	28%	36
REVA INC		32	4	11%	36
VIKOR SCIENTITIC		5	31	86%	36
EASYCARE WALK-IN CLINIC	1	14	21	58%	36
SANITAS		4	32	89%	36
MINUTE CLINIC, LLC DBA MINUTECLINIC #4505		33	3	8%	36
Kensington Gardens		36			36
NCHD		22	14	39%	36
VILLA COURT LLC		36			36
FLORIDA PEDIATRIC GROUP PA		28	8	22%	36
FLORIDA PRESBYTERIAN HOMES INC		34	2	6%	36
MEDCOMP SCIENCES			36	100%	36
JUPITER MEDICAL CENTER PHYSICIANS GROUP, INC		32	4	11%	36
GRACE COMMUNITY PHARMACY		3	33	92%	36
GRAND VILLA OF BOYNTON BEACH		35	1	3%	36
JACKSON HEALTH SYSTEM		2	34	94%	36
HARBORCHASE OF WELLINGTON CROSSING		34	2	6%	36

# COVID-19: testing by laboratory

Data through May 11, 2021 verified as of May 12, 2021 at 09:25 AM

Data in this report are provisional and subject to change.

The numbers in the table below represent the number of Florida and non-Florida residents for whom test results were received by the Department of Health. A person can be tested by more than one laboratory and can have both positive and negative results. **Therefore, the sum of the numbers in each column will be larger than the total number of people tested.**

Reporting lab	Inconclusive	Negative	Positive	Percent positive	Total
BVL/LITTLE ANGEL PEDIATRICS		36			36
STATCARE URGENT & WALK IN MEDICAL CARE		32	4	11%	36
ROSWELL PAIN SPECIALISTS	1	33	1	3%	35
WUESTHOFF MEMORIAL HOSPITAL			35	100%	35
BAYCARE HEALTH SYSTEMS, LLC			35	100%	35
BOCA TOXICOLOGY LLC		33	2	6%	35
NORTH PINELLAS CHILDRENS MEDICAL CENTER			35	100%	35
CHILDREN'S MEDICAL CENTER		1	34	97%	35
ISLAND LAKE CENTER		14	21	60%	35
MEDPEDS ASSOCIATES OF SARASOTA PA		32	3	9%	35
REDI-MED WALK IN FAMILY CLINIC			35	100%	35
LAKELAND NURSING AND REHABILITATION CENTER			35	100%	35
ADVENT HEALTH - FISH MEMORIAL		2	33	94%	35
HUNTINGTON STATION URGENT CARE		34	1	3%	35
BUREAU OF PUBLIC HEALTH	1	14	20	57%	35
CANCER RESEARCH LAB, BOB JONES UNIVERSITY		30	5	14%	35
P23 LABS		35			35
METRO KNOXVILLE HMA		25	10	29%	35
PHOSPHORUS DIAGNOSTICS		27	8	23%	35
WALGREENS_COCONUT CREEK		28	7	20%	35
FHMG-FLORIDA HOSPITAL MEDICAL GROUP		25	10	29%	35
IRL		4	31	89%	35
NEUROINTERNATIONAL SARASOTA		32	3	9%	35
MIDDLETOWN MEDICAL P C		25	10	29%	35
POARCH BANC CREEK INDIANS TRIBAL HEALTH DEPARTMENT			35	100%	35
LABORATORY ALLIANCE OF CENTRAL NEW YORK		33	2	6%	35
TUSCAN GARDENS OF DELRAY BEACH MANAGEMENT COMPANY,		34	1	3%	35
FAST PACE MEDICAL CLINIC		30	5	14%	35
SOUTHEASTERN OUTPATIENT SURGERY CENTER		32	3	9%	35
MORTON PLANT HOSPITAL - ADLER INSTITUTE OF LAB MEDICINE		2	32	94%	34
FLORIDA DEPARTMENT OF HEALTH IN MONROE COUNTY		27	7	21%	34
AMMON ANALYTICAL LABORATORIES		30	4	12%	34
MIGUEL E TREVINO MD PA		30	4	12%	34
HARBOUR ISLAND PEDIATRICS		24	10	29%	34
SOUTHWEST LABS		34			34
GUIDEWELL EMERGENCY MEDICINE DOCTORS LLC #33		21	13	38%	34
CIGNA PBSO WEST PALM		3	31	91%	34
PARAMOUNT WALK-IN CLINIC		1	33	97%	34
THE SPRINGS OF PARC HILL		33	1	3%	34
LONG BEACH URGENT CARE		34			34
CVS NC3516POCT WINSTON SALEM		30	4	12%	34
LONG TERM CARE OF GULF BREEZE LLC		30	4	12%	34
CARLOS F FUSTER MD PA		32	2	6%	34
COLORADO DEPARTMENT OF PUBLIC HEALTH AND ENVIRONMENT			34	100%	34
RASHDA ALBIBI M.D. P.A.		31	3	9%	34
AYERS NURSING AND REHABILITATION CENTER		34			34
MINUTECLINIC DIAGNOSTIC OF ILLINOIS L		28	6	18%	34

# COVID-19: testing by laboratory

Data through May 11, 2021 verified as of May 12, 2021 at 09:25 AM

Data in this report are provisional and subject to change.

The numbers in the table below represent the number of Florida and non-Florida residents for whom test results were received by the Department of Health. A person can be tested by more than one laboratory and can have both positive and negative results. **Therefore, the sum of the numbers in each column will be larger than the total number of people tested.**

Reporting lab	Inconclusive	Negative	Positive	Percent positive	Total
NIGHT LITE PEDIATRICS URGENT CARE CENTER			33	100%	33
SANFORD MOBILE LAB PGA TOUR		32	1	3%	33
CORAL HOUSE ASSISTED LIVING COMMUNITY LLC		33			33
LEE COMMUNITY HEALTHCARE INC NORTH FORT MYERS		33			33
RESIDENCE AT BAY VUE		31	2	6%	33
DIXIE COUNTY HEALTH DEPARTMENT		24	9	27%	33
PASSPORT HEALTH OF TAMPA BAY		29	4	12%	33
HALIFAX HEALTH URGENT CARE		12	21	64%	33
VETERAN AFFAIRS MEDICAL CENTER - JAMES J PETERS		30	3	9%	33
SELECT PHYSICIANS ALLIANCE PL		33			33
Consulate Health Care of Orange Park		27	6	18%	33
STATEN ISLAND UNIVERSITY HOSPITAL-POUCH		32	1	3%	33
ST VINCENTS AMBULATORY CARE INC DBA		30	3	9%	33
WESTWOOD NURSING AND REHABILITATION		28	5	15%	33
GRAND VILLA OF MELBOURNE		31	2	6%	33
VETERANS HOME		1	32	97%	33
NURSES HELPING HANDS INC ALF		33			33
BOND CLINIC		3	30	91%	33
West Gate Village, LLC		33			33
STEINHATCHEE DRUGS		27	6	18%	33
AMBRY GENETICS CORPORATION	23	10			33
PIEDMONT HOSPITAL CLINICAL LABORATORY		30	3	9%	33
VENICE REGIONAL BAYFRONT HEALTH			33	100%	33
VA MEDICAL CENTER			33	100%	33
CARDIOLOGY AND MEDICINE ASSOCIATES INC		32	1	3%	33
JOSEF SCHENKER MD PC DBA CENTERS URGENT		31	2	6%	33
EVERLYWELL		19	14	42%	33
GREENRIDGE GROUP HOME	3	11	19	58%	33
OPIS COQUINA CENTER		32	1	3%	33
AHSE ROP		32	1	3%	33
UNION CHD		29	3	9%	32
LAKE MARY - STIRLING CENTER SUITE 202			32	100%	32
IPSUM DIAGNOSTICS		3	29	91%	32
MINUTECLINIC DIAGNOSTIC OF PENNSYLVANI		30	2	6%	32
MINUTECLINIC, LLC #4230		28	4	13%	32
MADISON POINTE CARE CENTER		32			32
MARCO ISLAND MEDICAL CENTER		21	11	34%	32
JOSEF SCHENKER MD PC		32			32
ORLANDO ORTHOPAEDIC CENTER		28	4	13%	32
SANFORD PEDIATRIC ASSOCIATES, PA		29	3	9%	32
ADVANCED URGENT CARE		12	20	63%	32
COLORADO DEPARTMENT OF HEALTH LABORATORY SERVICES DIVISION			32	100%	32
WILLAMETTE VALLEY TOXICOLOGY LLC		30	2	6%	32
WESTMINSTER ST AUGUSTINE		32			32
ECHELONDX		32			32
COOPER HEALTHCARE		29	3	9%	32
WESTPAC LABS INC	1	20	11	34%	32

# COVID-19: testing by laboratory

Data through May 11, 2021 verified as of May 12, 2021 at 09:25 AM

Data in this report are provisional and subject to change.

The numbers in the table below represent the number of Florida and non-Florida residents for whom test results were received by the Department of Health. A person can be tested by more than one laboratory and can have both positive and negative results. **Therefore, the sum of the numbers in each column will be larger than the total number of people tested.**

Reporting lab	Inconclusive	Negative	Positive	Percent positive	Total
RAYMOND BASRI MD		30	2	6%	32
WOMENS CARE FLORIDA LABORATORY		25	7	22%	32
A LILIKO'I PHARMACY LLC		29	3	9%	32
UTAH DEPARTMENT OF HEALTH			32	100%	32
GOOD SAMARITAN HOSPITAL LABORATORY		27	5	16%	32
SYNIVERSE WELLNESS CENTER		27	5	16%	32
MINUTECLINIC DIAGNOSTIC OF TN PC #6435		29	3	9%	32
Wiregrass Rehabilitation Center and Nursing Home		29	3	9%	32
PALM BAY FAMILY PRACTICE		13	19	59%	32
TREASURE ISLE LLC		32			32
HEALTH FIRST - VIERA HOSPITAL		1	30	97%	31
ORLANDO FAMILY MEDICINE		14	17	55%	31
HOLIDAY MEDICAL ASSOCIATES		4	27	87%	31
SOMA MEDICAL CENTER # 4		5	26	84%	31
BAPTIST PRIMARY BLACK CREEK SOUTH			31	100%	31
DISCOVERY COMMONS AT BRADENTON		31			31
ENT AND ALLERGY ASSOCIATES OF FLORIDA LLC		30	1	3%	31
COUNTY OF LOS ANGELES			31	100%	31
WALGREENS #04569		29	2	6%	31
BAPTIST PEDIATRICS		27	4	13%	31
CHIPOLA MEDICAL ASSOCIATES		11	20	65%	31
PERDIDO URGENT CARE		1	30	97%	31
GARDENS AT TERRACINA HEALTH & REHABILITATION		30	1	3%	31
REGENCY PARK ASSISTED LIVING FACILITY		29	2	6%	31
VIRTUA		27	4	13%	31
JOSEPH SCHENKER MD PC DBA CENTERS URGENT		27	4	13%	31
LabCorp L#09258130 M#09258125		12	19	61%	31
AMERICAN ESOTERIC LABORATORIES		15	16	52%	31
OAKMONTE VILLAGE		30	1	3%	31
MINUTECLINIC DIAGNOSTIC OF TN PC #378		28	3	10%	31
HENDRY REGIONAL CORPORATE HEALTH			31	100%	31
UR CARE FAMILY AND SPORTS MEDICINE			31	100%	31
COLLIER ANESTHESIA PAIN LLC		31			31
MIDNIGHT MEDICINE			31	100%	31
MINUTECLINIC DIAGNOSTIC OF RHODE ISLAND, LLC #212		31			31
PREMIER URGENT CARE CENTER LLC			31	100%	31
MINUTECLINIC, LLC, DBA MINUTECLINIC #2544		29	2	6%	31
PBSO WEST PALM FAMILY PRACTICE		1	30	97%	31
MICHAEL J D'AMBROSE MD PA		29	2	6%	31
TALLAHASSEE DEVELOPMENTAL CENTER		28	2	7%	30
NTD EUROFINS ATLANTA		29	1	3%	30
DAVID LAWRENCE CENTER		26	4	13%	30
P4CLINICAL	3	2	25	83%	30
FIRST PHYSICIANS GROUP - LORRAINE CORNERS		30			30
MINUTE CLINIC DIAGNOSTIC OF TEXAS, LLC		27	3	10%	30
HERITAGE WATERSIDE		27	3	10%	30
RAINBOW PEDIATRICS		1	29	97%	30



# COVID-19: testing by laboratory

Data through May 11, 2021 verified as of May 12, 2021 at 09:25 AM

Data in this report are provisional and subject to change.

The numbers in the table below represent the number of Florida and non-Florida residents for whom test results were received by the Department of Health. A person can be tested by more than one laboratory and can have both positive and negative results. **Therefore, the sum of the numbers in each column will be larger than the total number of people tested.**

Reporting lab	Inconclusive	Negative	Positive	Percent positive	Total
ST PETER'S BENDER LABORATORY		29	1	3%	30
HOWARD BEACH URGENT CARE		28	2	7%	30
BOCA SIMON LAB		1	29	97%	30
OAK HARBOR ASSISTED LIVING FACILITY		27	3	10%	30
ACCESS HEALTH CARE PHYSICIANS LLC		10	20	67%	30
MED LABS DIAGNOSTICS		11	19	63%	30
VISTACARE PHARMACY I		25	5	17%	30
MINUTECLINIC, LLC #08366		25	5	17%	30
WEST BROWARD CARE CENTER		24	6	20%	30
SPRINGWOOD COURT		25	5	17%	30
MINUTECLINIC DIAGNOSTIC OF TEXAS		26	4	13%	30
TOTTENVILLE CIRCLE URGENT CARE		30			30
CENTER ONE SURGERY CENTER		24	6	20%	30
ADVENT HEALTH PRIMARY CARE PLUS, WINTER GARDEN		26	4	13%	30
COMMUNITY HEALTH OF SOUTH FLORIDA			30	100%	30
ADVENT HEALTH MEDICAL GROUP FAMILY AND INTERNAL MEDICINE AT AVALON PAR		27	3	10%	30
Okeechobee Health Care Facility		16	14	47%	30
CVA MINUTE CLINIC DIAGNOSTIC OF VIRGINIA, LLC		29	1	3%	30
ENGLEWOOD HOSPITAL AND MEDICAL CENTER		25	5	17%	30
AEGIS MEDICAL GROUP, LLC		27	3	10%	30
PANCARE HEALTH - BONIFAY K-8			30	100%	30
WIREGRASS CLINIC LLC		24	6	20%	30
AMEERAH LABS			30	100%	30
BOCA BIOLISTIC REFERENCE LAB			30	100%	30
THE TERRACE AT IVY ACRES ALF		11	19	63%	30
RELIANCE MEDICAL CENTER		21	9	30%	30
FORT VALLEY STATE UNIVERSITY		29	1	3%	30
CHILDRENS MEDICAL CENTER			30	100%	30
HOPE HEALTHCARE		29	1	3%	30
CLINCLOUD, LLC			30	100%	30
GASTROENTEROLOGY ASSOCIATES OF PENSACOLA PA		25	5	17%	30
ROSLYN URGENT CARE		29	1	3%	30
MINUTECLINIC DIAGNOSTIC OF NORTH CAROLINA PC		27	3	10%	30
SUMMERGATE PHARMACY		28	2	7%	30
GERALD J KIVETT MD		27	3	10%	30
DUVAL COUNTY HEALTH DEPARTMENT		29			29
RENAISSANCE SENIOR LIVING	1	28			29
MINUTECLINIC LLC #4449		27	2	7%	29
GRADY HEALTH SYSTEM		29			29
INTERIM HEALTHCARE OF NORTHWEST FLORIDA INC		27	2	7%	29
UNIVERSITY OF ILLINOIS VETERINARY DIAG	1	27	1	3%	29
DSI MANAGEMENT LLC		29			29
UNIV OF ROCHESTER-STRONG MEMORIAL HOSP		28	1	3%	29
MAYO CLINIC JACKSONVILLE		4	25	86%	29
CAPE CORAL HOSPITAL ABG LABORATORY		16	13	45%	29
MEDEXPRESS URGENT CARE - BLOOMINGTON		24	5	17%	29
NORTHEAST GEORGIA MEDICAL CENTER		29			29

# COVID-19: testing by laboratory

Data through May 11, 2021 verified as of May 12, 2021 at 09:25 AM

Data in this report are provisional and subject to change.

The numbers in the table below represent the number of Florida and non-Florida residents for whom test results were received by the Department of Health. A person can be tested by more than one laboratory and can have both positive and negative results. **Therefore, the sum of the numbers in each column will be larger than the total number of people tested.**

Reporting lab	Inconclusive	Negative	Positive	Percent positive	Total
ADVANCED HEALTHCARE ASSOCIATES		25	4	14%	29
PRO HEALTH HARMONY		29			29
MINIMALLY INVASIVE VASCULAR INC		27	2	7%	29
BROOKDALE UNIVERSITY HOSPITAL		27	2	7%	29
J AND J VISTAKON EMPLOYEE HEALTH CENTER		28	1	3%	29
PINELLAS 1 HOME HEALTH CARE CORP		28	1	3%	29
STEWART MELBOURNE HOSPITAL			29	100%	29
NEMOURS CHILDRENS CLINIC		22	7	24%	29
MINUTECLINIC DIAGNOSTIC OF TN, PC 374		24	5	17%	29
COMPREHENSIVE CHILDCARE		23	6	21%	29
UCLA HEALTHCARE CLINICAL LABS		23	6	21%	29
CIMA MEDICAL CENTER		28	1	3%	29
SHORE MEMORIAL HOSPITAL		26	3	10%	29
BIG BEND HOSPICE INC		29			29
SUNTREE INTERNAL MEDICINE		29			29
CDC		17	12	41%	29
PALM GARDEN OF JACKSONVILLE		27	2	7%	29
EMORY CRAWFORD LONG HOSPITAL LABORATOR		26	3	10%	29
ENGLEWOOD HEALTH PHYSICIAN NETWORK		29			29
ROBERT H JENKINS JR VETERANS' DOMICILIARY HOME OF		26	3	10%	29
TIFFANY LAKE CARE CENTERS INC		28	1	3%	29
1 TOUCH TOTALCARE SOLUTIONS		26	3	10%	29
GRAND VILLA OF SARASOTA		28	1	3%	29
BROOKWOOD BAPTIST MEDICAL CENTER		28	1	3%	29
PALMS, THE		29			29
ASTORIA HEALTH AND REHABILITATION CENTER		27	1	4%	28
JOINT AMBULATORY CARE CENTER		28			28
URGENT CARE CENTER			28	100%	28
KIVA AT CANTERBURY, LLC		28			28
BROWARD HEALTH IMPERIAL POINT NURSING			28	100%	28
FORT SANDERS REGIONAL LABORATORY		28			28
PARK WEST MEDICAL CENTER		27	1	4%	28
ECC PEDIATRICS		28			28
FIRST CHOICE PEDIATRICS LOOP		25	3	11%	28
KEY PRIMARY CARE			28	100%	28
MONTEFIORE NEW ROCHELLE HOSPITAL		25	3	11%	28
ORANGE PEDIATRICS			28	100%	28
CVS NV3210POCT LAS VEGAS		25	3	11%	28
ST MARYS MEDICAL CENTER			28	100%	28
BROOKDALE PHILLIPPI CREEK			28	100%	28
Cleveland Clinic Laboratories		4	24	86%	28
ADVENT HEALTH MEDICAL GROUP- FAMILY MEDICINE AT DR. PHILIPS		23	5	18%	28
WELLMED AT BRANDON REGIONAL		20	8	29%	28
MARION PEDIATRICS PA		21	7	25%	28
CVS NC7588POCT ASHEVILLE		24	4	14%	28
VASSAR BROTHERS MEDICAL CENTER LABORATORY		26	2	7%	28
THE COMMONWEALTH OF MASSACHUSETTS		1	27	96%	28

# COVID-19: testing by laboratory

Data through May 11, 2021 verified as of May 12, 2021 at 09:25 AM

Data in this report are provisional and subject to change.

The numbers in the table below represent the number of Florida and non-Florida residents for whom test results were received by the Department of Health. A person can be tested by more than one laboratory and can have both positive and negative results. **Therefore, the sum of the numbers in each column will be larger than the total number of people tested.**

Reporting lab	Inconclusive	Negative	Positive	Percent positive	Total
LAKE PLACID HEALTH AND REHABILITATION		1	27	96%	28
OPTIMAL CARE PEDIATRICS		9	19	68%	28
PORT ST LUCIE HOSPITAL		25	3	11%	28
FAMILY CARE PARTNERS		18	10	36%	28
SUMMIT MEDICAL GROUP - 75 E NORTHFIELD		23	5	18%	28
FLORIDA MEDICAL CLINIC - NEW TAMPA		23	5	18%	28
NATIONAL MENTOR HEALTHCARE LLC			28	100%	28
EDEN AT CRESTVIEW		12	16	57%	28
KIDS CARE PEDIATRICS PA			27	100%	27
NEW YORK METHODIST HOSPITAL		23	4	15%	27
BOZEMAN HEALTH DEACONESS HOSPITAL		18	9	33%	27
EXPRESS CARE OF BELLEVIEW		27			27
BROOKDALE SOUTHPPOINT			27	100%	27
URGENT CARE USA			27	100%	27
Summit Medical Group Westfield Lab		24	3	11%	27
COASTAL COMPLETE CARE		13	14	52%	27
HUNT CLUB PEDIATRIC ASSOCIATES LLC		22	5	19%	27
SUNCOAST LABS			27	100%	27
CITY OF CLEARWATER EMPLOYEE HEALTH CENTER		16	11	41%	27
EMORY BENNETT VETERANS NURSING HOME	1	26			27
HEALTHPARK MEDICAL CENTER ABG LAB		26	1	4%	27
VICK STREET MANOR		27			27
COASTAL SKIN SURGERY AND DERMATOLOGY		19	8	30%	27
LEXINGTON PLACE SENIOR LIVING COMMUNITY		27			27
BETHESDA HEALTH PHYSICIAN GROUP INC			27	100%	27
SPANISH RIVER HIGH SCHOOL ESE		23	4	15%	27
URGENT FAMILY CARE INC		24	3	11%	27
EPIC REFERENCE LABS INC			27	100%	27
LAKELAND HILLS CENTER		19	8	30%	27
CARENOW - DOWNTOWN NORTH GULCH		25	2	7%	27
MINUTECLINIC, LLC, #4160		23	4	15%	27
OWL NOW URGENT CARE		11	16	59%	27
LOOP PEDIATRICS		22	5	19%	27
ATRIA LADY LAKE		27			27
Clearwater Center		13	14	52%	27
PEPIN ACADEMIES-PASCO		26	1	4%	27
ADVENTHEALTH MEDICAL GROUP PEDIATRIC & ADOLESCENT		26	1	4%	27
PREMIUM HEALTH CARE			27	100%	27
MINUTECLINIC DIAGNOSTIC OF TN PC #6363		22	5	19%	27
CANTON-POTSDAM HOSPITAL LABORATORY		26	1	4%	27
PHYSICIANS CARE		23	4	15%	27
ABL MEDICAL CARE LLC			26	100%	26
MAGNOLIA PEDIATRICS		4	22	85%	26
ADEPT INPATIENT MEDICAL SERVICES PC		26			26
LAKES DIALYSIS CENTER INC			26	100%	26
MINUTECLINIC DIAGNOSTIC OF NORTH		22	4	15%	26
DARDEN WELLNESS CENTER		23	3	12%	26

# COVID-19: testing by laboratory

Data through May 11, 2021 verified as of May 12, 2021 at 09:25 AM

Data in this report are provisional and subject to change.

The numbers in the table below represent the number of Florida and non-Florida residents for whom test results were received by the Department of Health. A person can be tested by more than one laboratory and can have both positive and negative results. **Therefore, the sum of the numbers in each column will be larger than the total number of people tested.**

Reporting lab	Inconclusive	Negative	Positive	Percent positive	Total
MEDI PARTNERS OF S FLORIDA LLC		26			26
PALMETTO PEDIATRICS			26	100%	26
THE MINIER URGENT CARE		20	6	23%	26
MONCRIEF ARMY HEALTH CLINIC			26	100%	26
EAST HILL MEDICAL GROUP		17	9	35%	26
EXPRESS FAMILY CARE LLC		11	15	58%	26
LOT HEALTH SERVICES	1	25			26
MINUTECLINIC DIAGNOSTIC OF TN PC #320		18	8	31%	26
MD BEAUTY LABS, PA		24	2	8%	26
PULMONARY SPECIALISTS OF THE PALM BEACHES		16	10	38%	26
WAKULLA COUNTY HEALTH DEPARTMENT		12	14	54%	26
INNOVATIVE RESEARCH OF WEST FLORIDA		23	3	12%	26
ADIRONDACK MEDICAL CENTER		26			26
DALE MEDICAL CENTER		21	5	19%	26
49D2045214PHYSICIAN OFFICE WAIVER MEDEXPRESS URGENT CARE - HARRISONBU		17	9	35%	26
DELRAY BEACH FACIAL PLASTIC SURGERY		26			26
INTERNAL MEDICINE LIPID AND WELNNESS PRACTICE		11	15	58%	26
TREEHOUSE PEDIATRICS & FAMILY CARE		26			26
ARCPOINT LABS OF FORT LAUDERDALE		25	1	4%	26
USCG AIR STATION CLEARWATER CLINIC		25	1	4%	26
NEWYORK-PRESBYTERIAN/ LAWRENCE HOSPITAL LABORATORY		23	3	12%	26
TGH URGENT CARE - WESTCHASE			26	100%	26
CENTRAL FLORIDA PEDIATRIC URGENT CARE LLC		22	4	15%	26
PALM BEACH COUNTY FIRE RESCUE		24	2	8%	26
JUST FOR KIDS PEDIATRICS		5	21	81%	26
OAKTREE HEALTHCARE			26	100%	26
RJ LEE GROUP	1	23	2	8%	26
ADVENT HEALTH PARTIN SETTLEMENT HEALTH PARK		18	8	31%	26
South Heritage Health and Rehab		25			25
UNIV OF NORTH ALABAMA HEALTH CENTER		22	3	12%	25
JUPITER MEDICAL CENTER		1	24	96%	25
ADVENT HEALTH - LAKE MARY PEDIATRICS		16	9	36%	25
THE WATERMARK AT VISTAWILLA		25			25
TREASURE COAST URGENT CARE			25	100%	25
VILLAGES REHABILITATION AND NURSING CENTER		24	1	4%	25
FINLAY C. LABORATORY		4	21	84%	25
CVS MINUTE CLINIC DIAGNOSTIC OF TN #6044		22	3	12%	25
GREEN GABLES ASSISTED LIVING FACILITY		25			25
SENIOR LIVING IV SUN CITY LLC		18	7	28%	25
LAKE HOWARD HEIGHTS	1	21	3	12%	25
WALGREENS #04618		21	4	16%	25
ST VINCENT'S EAST		23	2	8%	25
MORTON PLANT NORTH BAY HOSPITAL			25	100%	25
ENCOMPASS HOME HEALTH OF THE SOUTHEAST LLC		23	2	8%	25
BAYFRONT HMA CONVENIENT CARE, LLC		2	23	92%	25
FEDERAL PRISON CAMP PENSACOLA			25	100%	25
TOTAL ACCESS URGENT CARE		1	24	96%	25

# COVID-19: testing by laboratory

Data through May 11, 2021 verified as of May 12, 2021 at 09:25 AM

Data in this report are provisional and subject to change.

The numbers in the table below represent the number of Florida and non-Florida residents for whom test results were received by the Department of Health. A person can be tested by more than one laboratory and can have both positive and negative results. **Therefore, the sum of the numbers in each column will be larger than the total number of people tested.**

Reporting lab	Inconclusive	Negative	Positive	Percent positive	Total
ST. CLOUD HOSPITAL		20	5	20%	25
PHYSICIANS STAT		3	22	88%	25
STATE LAB		3	22	88%	25
MADWAR		19	6	24%	25
MINUTE-CLINIC DIAGNOSTIC OF VIRGINIA		21	4	16%	25
SOUTH FLORIDA DIALYSIS CENTER		8	17	68%	25
DOC PAM PA		24	1	4%	25
CHARLOTTE CHD PORT CHARLOTTE		21	4	16%	25
STEWART MEDICAL GROUP INC			25	100%	25
ADVENT HEALTH EXPRESS		9	16	64%	25
SUNQUEST		3	22	88%	25
WESTPAC LABS		1	24	96%	25
OLIVE BRANCH HEALTH AND REHABILITATION CENTER			25	100%	25
ASURANCE SCIENTIFIC LABORATORIES		24	1	4%	25
ROSS MEDICAL GROUP			25	100%	25
LIFELINK TISSUE BANK D/B/A LIFELINK TISSUE BANK		21	4	16%	25
THE CHAPPEL GROUP RESEARCH		24			24
COVANCE CENTRAL LABORATORY		11	13	54%	24
ADVANCED URGENT CARE CENTER		7	17	71%	24
MINUTECLINIC DIAGNOSTIC OF SC, LLC #2		20	4	17%	24
AVENTIS BIO-SERVICES CTL		24			24
SONATA BOYNTON BEACH		21	3	13%	24
SENIOR HEALTH OF WINTER PARK DUNDEE		24			24
MID FLORIDA PATHOLOGY LLC		23	1	4%	24
MAITLAND PRIMARY CARE		9	15	63%	24
MINUTECLINIC MINUTECLINIC #8746		23	1	4%	24
LAKEWOOD RANCH MEDICAL CENTER CLINICAL LAB			24	100%	24
GILCHRIST COUNTY JAIL		22	2	8%	24
FLORENCE J HUNT STUDENT WELLNESS CENTER - HEALTH SERVICES (ABBOTT)		24			24
RAINBOW PEDIATRIC CENTER		2	22	92%	24
ORANGE REGIONAL MEDICAL CENTER LABORATORY		19	5	21%	24
PHYSICIANS PRIMARY CARE OF SW FLORIDA PL		24			24
CSH LAKE ORIENTA LP		24			24
LAKE NONA MEDICAL SERVICES		16	8	33%	24
CARESPOT		3	21	88%	24
UAH STUDENT HEALTH CENTER		17	7	29%	24
MED PLUS FLORENCE		20	4	17%	24
CL BRUMBACK PRIMARY CARE CLINIC LANTANA		2	22	92%	24
ROWLETT MIDDLE ACADEMY		22	2	8%	24
SARASOTA MEMORIAL NURSING & REHABILITATION CTR		24			24
MIAMI BEACH MEDICAL GROUP			24	100%	24
Sovereign Laboratory Services, LLC		21	3	13%	24
PRIME CARE ONE LLC/HARBORCHASE OF VENICE			24	100%	24
SOUTH NASSAU COMMUNITIES HOSPITAL		20	4	17%	24
Wesley Place on Honeysuckle		22	2	8%	24
ALAN SERURE MD		24			24
HEALTH MED CENTERS		24			24

# COVID-19: testing by laboratory

Data through May 11, 2021 verified as of May 12, 2021 at 09:25 AM

Data in this report are provisional and subject to change.

The numbers in the table below represent the number of Florida and non-Florida residents for whom test results were received by the Department of Health. A person can be tested by more than one laboratory and can have both positive and negative results. **Therefore, the sum of the numbers in each column will be larger than the total number of people tested.**

Reporting lab	Inconclusive	Negative	Positive	Percent positive	Total
PALMS MEDICAL GROUP - LAKE CITY WEST		3	21	88%	24
WELLNOW URGENT CARE		23	1	4%	24
HERITAGE OAKS ASSISTED LIVING & MEMORY CARE		20	4	17%	24
PALM BEACH GARDENS MEDICAL CENTER			24	100%	24
DOCTORS MEDICAL CENTER OF WALTON COUNTY CLINIC			24	100%	24
NOVANT HEALTH		18	6	25%	24
CareATC - 15th Street Clinic			24	100%	24
APOLLO SURGERY CENTER		21	3	13%	24
FAST PACE MEDICAL CLINIC PLLC		22	2	8%	24
EDWARD S BENNETT MD PLLC		24			24
MADISON COUNTY MEMORIAL HOSP		12	12	50%	24
GLEN COVE HOSPITAL		24			24
COURTYARDS OF ORLANDO		24			24
LABORATORY DYNAMICS		20	4	17%	24
ST ELIZABETH MEDICAL CENTER LABORATORY		21	3	13%	24
TIMBERLANE LODGE ALF	1	16	7	29%	24
MEDEXPRESS URGENT CARE - SEMINOLE SQAU		22	2	8%	24
INTERVENTIONAL REHABILITATION OF SOUTH FLORIDA		16	8	33%	24
ATRIA AT ST JOSEPHS		24			24
TARPON BAYOU CENTER			24	100%	24
WESTMINSTER WOODS ON JULINGTON CREEK		22	2	8%	24
HENNEPIN COUNTY MEDICAL CENTER (HCMC)		13	11	46%	24
PACIFICA SENIOR LIVING FORT MYERS		15	9	38%	24
FORT PIERCE FAMILY CARE INC		18	6	25%	24
FLUSHING HOSPITAL MEDICAL CENTER		19	4	17%	23
LAKEVIEW HEALTH CARE SYSTEMS		9	14	61%	23
Z UROLOGY		22	1	4%	23
TRINITY MEDICAL ASSOCIATES LLC			23	100%	23
BARTON FAMILY PRACTICE		12	11	48%	23
COASTAL FAMILY PRACTICE		15	8	35%	23
REGENEXX TAMPA BAY		20	3	13%	23
GAMMA DIAGNOSTIC LAB LLC			23	100%	23
NOBLE SENIOR LIVING		3	20	87%	23
PRIMECARE AT PORT ORANGE		4	19	83%	23
EGL GENETIC DIAGNOSTICS		1	22	96%	23
MEDEXPRESS URGENT CARE - TIMBERLAKE		20	3	13%	23
COMMONWEALTH OF MASSACHUSETTS			23	100%	23
NORTHSIDE HOSPITAL DULUTH		20	3	13%	23
ERIC C MARSHAL MD, PC DBA MINUTECLINIC		22	1	4%	23
WOODHOUSE INC		17	6	26%	23
CONNECTDX		8	15	65%	23
UF HEALTH NORTH JACKSONVILLE			23	100%	23
NORTHWEST FLORIDA COMMUNITY HOSPITAL 3RD FLOOR		21	2	9%	23
MINUTE CLINIC DIAGNOSTIC OF TN PC #64		20	3	13%	23
UNIVERSITY HILLS HEALTH AND REHABILITATION CENTER		18	5	22%	23
BAYCARE MEDICAL GROUP INC			23	100%	23
ESOTERIX GENETIC LABORATORIES		17	6	26%	23

# COVID-19: testing by laboratory

Data through May 11, 2021 verified as of May 12, 2021 at 09:25 AM

Data in this report are provisional and subject to change.

The numbers in the table below represent the number of Florida and non-Florida residents for whom test results were received by the Department of Health. A person can be tested by more than one laboratory and can have both positive and negative results. **Therefore, the sum of the numbers in each column will be larger than the total number of people tested.**

Reporting lab	Inconclusive	Negative	Positive	Percent positive	Total
ADVENTHEALTH MEDICAL GROUP PEDIATRICS AT		5	18	78%	23
PULSE MEDICAL GROUP INC			23	100%	23
MARQUES PEDIATRICS			23	100%	23
MINUTECLINIC, LLC #4507		21	2	9%	23
TREEHOUSE PEDIATRICS		19	4	17%	23
CVS MINUTE CLINIC DIAGNOSTIC OF TEXAS LLC		19	4	17%	23
INSTANT MEDICAL CARE CENTER		22	1	4%	23
OMEGA LABORATORIES		19	4	17%	23
NEW YORK PRESBYTERIAN - ALLEN HOSPITAL		23			23
NEW JERSEY		22	1	4%	23
CORE LABORATORY		1	22	96%	23
ROBINSON FAMILY CLINIC PA		13	10	43%	23
WUESTHOFF MEDICAL CENTER-MELBOURNE			23	100%	23
OHSU MOLECULAR MICROBIOLOGY LAB		22	1	4%	23
BAYFRONT FAMILY HEALTH CENTER		3	20	87%	23
ISLAND COAST PEDIATRICS PA		22	1	4%	23
CITY OF SANFORD EMPLOYEE HEALTH AND		22	1	4%	23
ORANGE PARK PEDIATRIC ASSOCIATES		10	13	57%	23
WELLMED AT LAKE COPELAND		17	6	26%	23
MALABAR FAMILY PRACTICE		19	4	17%	23
DIACARTA INC.		22			22
MORNINGSIDE MANOR & VILLA ADULT CARE C		22			22
MINUTECLINIC DIAGNOSTIC OF RHODE ISLAND, LLC #590		21	1	5%	22
SOUTH CAROLINA DEPARTMENT OF HEALTH			22	100%	22
JOHNS HOPKINS MEDICAL LABORATORIES		1	21	95%	22
MARATHON HEALTH FOR LIFE		19	3	14%	22
EBEIDS MD PEDIATRICS		19	3	14%	22
MINUTECLINIC, LLC #1586		15	7	32%	22
MC DIAGNOSTIC OF CONNECTICUT, PC #775		21	1	5%	22
CITY OF LAKE MARY EMPLOYEE HEALTH CENTER		18	4	18%	22
MONROE COUNTY DETENTION CENTER			22	100%	22
THRIF-T DRUGS INC		20	2	9%	22
OCEANSIDE URGENT CARE		22			22
MEDI STATION			22	100%	22
TEN HEALTHCARE		6	16	73%	22
MOBILE DIVISION LABORATORY		7	15	68%	22
BROOKDALE WEST BOYNTON BEACH		22			22
HARTFORD HOSPITAL ANCILLARY LAB		17	5	23%	22
SEAGRASS VILLAGE			22	100%	22
MORRIS PARK URGENT CARE		19	3	14%	22
SOLE HEALTH LLC		22			22
CVS NC4165POCT BREVARD		14	8	36%	22
GLEN OAKS URGENT CARE		20	2	9%	22
FLORIDA PEDIATRICS		6	16	73%	22
NAVAL MEDICAL CENTER SAN DIEGO	1		21	95%	22
ST VINCENT'S URGENT CARE		19	3	14%	22
ELAN SPANISH SPRINGS		4	18	82%	22

# COVID-19: testing by laboratory

Data through May 11, 2021 verified as of May 12, 2021 at 09:25 AM

Data in this report are provisional and subject to change.

The numbers in the table below represent the number of Florida and non-Florida residents for whom test results were received by the Department of Health. A person can be tested by more than one laboratory and can have both positive and negative results. **Therefore, the sum of the numbers in each column will be larger than the total number of people tested.**

Reporting lab	Inconclusive	Negative	Positive	Percent positive	Total
OHIO CVS STORES, LLC DBA		19	3	14%	22
YUSRA MEDICAL ASSOCIATES PA		16	6	27%	22
PRIMARY CARE SPECIALISTS OF ORLANDO LLC		17	5	23%	22
MINUTECLINIC DIAGNOSTIC PA		19	3	14%	22
KELLY'S ASSISTED LIVING FACILITY		22			22
FLORIDA HOSPITAL LABS		12	10	45%	22
FAMILY AND AFTER HOURS CARE		22			22
ROCKLEDEGE REGIONAL MEDICAL CENTER		17	5	23%	22
GRAND VILLA OF PALM COAST		22			22
TEXAS DEPARTMENT OF STATE HEALTH SERVICES		3	19	86%	22
THE VILLAGES HEALTH		12	10	45%	22
PEDIATRIC ASSOCIATES PA		17	5	23%	22
BASSETTI & ASSOCIATES, MD, PA			22	100%	22
HEALTHY MINORS, LLC.		20	2	9%	22
GUARDANT HEALTH		16	6	27%	22
ST ANTHONY'S HOSP PATIENT CARE SERVICE			22	100%	22
MINUTECLINIC DIAGNOSTIC OF TEXAS LLC		20	2	9%	22
MINUTECLINIC DIAGNOSTICS MEDICAL GROUP		21	1	5%	22
GENTIVA HEALTH SERVICES		20	2	9%	22
BIOREFERENCE LABORATORIES		8	13	62%	21
ADVENTHEALTH MEDICAL GROUP	1	14	6	29%	21
WACO HHSSURGEWACO	1	17	3	14%	21
WELLSTAR COBB HOSPITAL		19	2	10%	21
HARLEM HOSPITAL CENTER		20	1	5%	21
ST JUDE CHILDRENS RESEARCH HOSPITAL		21			21
ARDEN COURTS OF WINTER SPRINGS		18	3	14%	21
SHELBY BAPTIST MEDICAL CENTER		16	5	24%	21
PICHARDO CLINIC, THE		19	2	10%	21
GOOD SAMARITAN SOCIETY OF DAYTONA		16	5	24%	21
CARENOW URGENT CARE-BRENTWOOD		15	6	29%	21
POINT OF CARE CLINICS PRIMARY CARE		20	1	5%	21
GOOD SAMARITAN MEDICAL CENTER			21	100%	21
TGH MEDICAL GROUP LABORATORY CARROLLWOOD			21	100%	21
MINUTECLINIC INCORPORATE, LLC		17	4	19%	21
GRACE WELLNESS CENTER		8	13	62%	21
RHODE ISLAND DEPARTMENT OF HEALTH			21	100%	21
UPMC CHAUTAUQUA AT WCA LABORATORY		20	1	5%	21
ESTATES MEDICAL CENTER		12	9	43%	21
CVS PHARMACY		1	20	95%	21
COLUMBIA MEMORIAL HOSPITAL		21			21
INTERNATIONAL MEDICAL LABORATORY INC		21			21
CLEVELAND CLINIC FLORIDA		1	20	95%	21
JEFFERSON K-12, A SOMERSET SCHOOL- CLINIC		17	4	19%	21
NONA PEDIATRIC CENTER		15	6	29%	21
SOMA MEDICAL CENTER, PA #4 FLORIDA MANGO		1	20	95%	21
HELIX DIAGNOSTICS			21	100%	21
CLINICAL PATHOLOGY LABORATORIES SOUTHEAST			21	100%	21



# COVID-19: testing by laboratory

Data through May 11, 2021 verified as of May 12, 2021 at 09:25 AM

Data in this report are provisional and subject to change.

The numbers in the table below represent the number of Florida and non-Florida residents for whom test results were received by the Department of Health. A person can be tested by more than one laboratory and can have both positive and negative results. **Therefore, the sum of the numbers in each column will be larger than the total number of people tested.**

Reporting lab	Inconclusive	Negative	Positive	Percent positive	Total
SELECT PHYSICIANS ALLIANCE		21			21
PRIMECARE OF DOTHAN-DALEVILLE CLINIC		16	5	24%	21
Citymd Of Lacey		18	3	14%	21
ADVENT HEALTH - KISSIMMEE		6	15	71%	21
ROCKLEDGE FAMILY HEALTH			21	100%	21
WINTER PARK FAMILY PRACTICE LLC		17	4	19%	21
MEDLAB INC		21			21
TENNESSEE DEPARTMENT OF HEALTH		15	6	29%	21
URGENT TEAM		17	4	19%	21
DEPT OF VA MEDICAL CENTER - BAY PINES			20	100%	20
MEDICAL EXPRESS CORP		18	2	10%	20
MCWHORTER SCHOOL OF PHARMACY		20			20
MINUTECLINIC DIAGNOSTIC OF MICHIGAN PC		19	1	5%	20
MINUTE CLINIC		2	18	90%	20
MC DIAGNOSTIC OF CONNECTICUT, PC #1960		20			20
PRIMARY CARE MEDICINE	1	13	6	30%	20
BEST MEDICAL CENTER		11	9	45%	20
FIRST CHOICE PEDIATRICS WINTER SPRINGS		15	5	25%	20
REDITUS LABORATORIES			20	100%	20
BAY PEDIATRICS PA		18	2	10%	20
COMMUNITY CARE CENTER		19	1	5%	20
ORLANDO FAMILY PHYSICIANS INC		14	6	30%	20
PROFESSIONAL PARK PEDIATRICS PA			20	100%	20
BAPTIST MEDICAL GRP URGENT CARE & OCC HEALTH AIRPO		20			20
FAMILY CARE CYPRESS CREEK		1	19	95%	20
ODYSSEY HEALTHCARE OF MARION COUNTY, LLC		19	1	5%	20
THE CANOPY AT HARPER LAKE	1		19	95%	20
CARESPOT OF NOCATEE		1	19	95%	20
COMMUNITY HOME HEALTH CARE		20			20
VIERA FAMILY MEDICINE AND WELLNESS		16	4	20%	20
LAKE WORTH MANOR		19	1	5%	20
CALLAWAY CLINIC		14	6	30%	20
PONCE PLAZA NURSING & REHAB CENTER		4	16	80%	20
CONSOLIDATED LAB SERVICES		10	10	50%	20
MINUTECLINIC DIAGNOSTIC OF TN PC #566		16	4	20%	20
STATEN ISLAND UNIVERSITY HOSPITAL		19	1	5%	20
BRIDGEWAY HEALTH CLINICS INC		1	19	95%	20
ANYTIME LAB, LLC		18	2	10%	20
CLINIC OF PEDIATRICS & GI MEDICINE INC		1	19	95%	20
BROWNE MEDICAL		18	2	10%	20
ADVENTIST HEALTH SYSTEM		16	4	20%	20
REGENCY SQUARE MALL - SEARS		4	16	80%	20
AUBURN COMMUNITY HOSPITAL		18	2	10%	20
BROOKDALE MANDARIN CENTRAL		7	13	65%	20
VALLEY IMMEDIATE CARE		17	3	15%	20
KIDSWOOD PEDIATRICS CORP		6	14	70%	20
ST CATHERINE OF SIENA HOSPITAL		18	2	10%	20

# COVID-19: testing by laboratory

Data through May 11, 2021 verified as of May 12, 2021 at 09:25 AM

Data in this report are provisional and subject to change.

The numbers in the table below represent the number of Florida and non-Florida residents for whom test results were received by the Department of Health. A person can be tested by more than one laboratory and can have both positive and negative results. **Therefore, the sum of the numbers in each column will be larger than the total number of people tested.**

Reporting lab	Inconclusive	Negative	Positive	Percent positive	Total
FORT WALTON BEACH DEVELOPMENTAL CENTER		19	1	5%	20
MAIMONIDES MEDICAL CENTER		17	3	15%	20
SHIELDT3 LLC		20			20
WINSHIPS PHARMACY INC		20			20
CARESPOT EXPRESS HEALTHCARE			20	100%	20
CVS HEALTH, #3396		18	2	10%	20
ROBERT WOOD JOHNSON UNIVERSITY HOSP		18	2	10%	20
Floral Health and Rehabilitation, LLC		19	1	5%	20
BAYVIEW MEDICAL		19			19
NANO HEALTH ASSOCIATES LLC		19			19
FLORIDA COMMUNITY HEALTH CENTER OF ST. LUCIE		1	18	95%	19
UM MILLER SCHOOL OF MEDICINE			19	100%	19
SONORA QUEST LABORATORIES			19	100%	19
CLERMONT ADVENTHEALTH CENTRA CARE		1	18	95%	19
OCEAN REEF MEDICAL CENTER, LLC			19	100%	19
LAB INTERMARKET FACILITY LAB		1	18	95%	19
JACKSON NORTH MEDICAL CENTER		2	17	89%	19
LEE MEMORIAL HEALTH SYSTEM D/B/A		17	2	11%	19
FRUITVILLE URGENT CARE			19	100%	19
CORNER OAK ESTATE LLC		19			19
MED HEALTH SERVICES		18	1	5%	19
FOX FAMILY PRACTICE		19			19
PRATTVILLE BAPTIST HOSPITAL		15	4	21%	19
STAT MEDICAL CLINIC III INC		13	6	32%	19
DAVID LAWRENCE CENTER INC		16	3	16%	19
ALL PEDIATRIC CARE			19	100%	19
SAVANNAH STATE UNIVERSITY, COUNSELING		19			19
ASHRAF MEDICAL GROUP PLLC DBA PULSE M		18	1	5%	19
EMERALD COAST HOSPICE - CRESTVIEW		19			19
BAY COUNTY HEALTH DEPARTMENT		14	5	26%	19
CAREHERE- LCS LEESBURG			19	100%	19
NO NAME		8	11	58%	19
SEVEN RIVERS REGIONAL MEDICAL CENTER		5	14	74%	19
ELTINGVILLE CIRCLE URGENT CARE		18	1	5%	19
FLORIDA HOSPITAL WINTER GARDEN		15	4	21%	19
ABC PEDIATRICS OF PORT ST LUCIE		17	2	11%	19
MICHELLE S PAGE MD PA		18	1	5%	19
JACKSON LABORATORY FOR GENOMIC MEDICIN		19			19
URGENT CARE & FAMILY PRACTICE CENTER			19	100%	19
INTEGRATED FAMILY MEDICAL CENTER			19	100%	19
CARE POINT HEALTH & WELLNESS CENTER		19			19
ST. JUDES LABORATORIES		13	6	32%	19
MC DIAGNOSTIC OF CONNECTICUT, PC #1966		19			19
VALHALLA MEDICS		19			19
AURORA UNIVERSITY WELLNESS CENTER		19			19
INTEGRATED REGIONAL LABORATORIES - LARGO			19	100%	19
MINUTE CLINIC DIAGNOSTIC OF SOUTH CAROLINA		15	4	21%	19

# COVID-19: testing by laboratory

Data through May 11, 2021 verified as of May 12, 2021 at 09:25 AM

Data in this report are provisional and subject to change.

The numbers in the table below represent the number of Florida and non-Florida residents for whom test results were received by the Department of Health. A person can be tested by more than one laboratory and can have both positive and negative results. **Therefore, the sum of the numbers in each column will be larger than the total number of people tested.**

Reporting lab	Inconclusive	Negative	Positive	Percent positive	Total
BAPTIST MEMORIAL HEALTH CARE		17	2	11%	19
CVS MINUTE CLINIC DIAGNOSTIC OF TEXAS, LLC		15	4	21%	19
MD PLUS URGENT CARE, LLC			19	100%	19
THE CLINIC PREMISE HEALTH		13	6	32%	19
ROYAL PALM MEDICAL GROUP, INC		19			19
MEDEXPRESS URGENT CARE, MOON TOWNSHIP		18	1	5%	19
LOVING CARE OF THE TREASURE COAST LLC	1	13	5	26%	19
STONE WASH CLINICAL LABORATORIES		2	17	89%	19
ANYLABTESTNOW		6	13	68%	19
WALGREENS #15495	1	16	2	11%	19
COLLEGE POINT URGENT CARE		16	3	16%	19
CVS NC2357POCT HUNTERSVILLE		16	2	11%	18
WALGREEN EASTERN CO, INC		18			18
TENDER CARE ALF		18			18
MONTEFIORE ST LUKE'S CORNWALL HOSPITAL		14	4	22%	18
UNIVERSITY OF MIAMI MILLER SCHOOL			18	100%	18
BRONSON FIRE DEPARTMENT		18			18
PPD - IXLAYER		17	1	6%	18
CRANES VIEW LODGE			18	100%	18
URGENT CARE AT LONGWOOD			18	100%	18
MARION COUNTY HEALTH DEPARTMENT		17	1	6%	18
CVS MINUTE CLINIC DIAGNOSTIC MED GRP OF CA		18			18
ST JOSEPHS HOSP OF ATLANTA/CLINIC LAB		16	2	11%	18
GENERAL INTERNAL MEDICINE MEDICAL CTR CLINIC		13	5	28%	18
TPCA CLINICAL LABORATORIES		15	3	17%	18
Crestwood Nursing Center		8	10	56%	18
MINUTECLINIC #8699		14	4	22%	18
URGENT CARE OF NEW YORK		17	1	6%	18
CVS MINUTE CLINIC DIAGNOSTIC PA		13	5	28%	18
LAKEVIEW HEALTH SYSTEMS			18	100%	18
HAWTHORNE INN OF LAKELAND		18			18
BROOKDALE ST AUGUSTINE		1	17	94%	18
ADVENT HEALTH - WINTER HAVEN		8	10	56%	18
LAKE NONA MEDICAL SERVICE LLC		15	3	17%	18
CABOT RESERVE ON THE GREEN		18			18
ASCENSION ST VINCENT'S PRIMARY CARE		1	17	94%	18
MI CASA DORADA ASSISTED LIVING FACILIT		18			18
WELLSTAR NORTH FULTON HOSPITAL LABORAT		17	1	6%	18
FORT HAMILTON URGENT CARE		18			18
KIMBERLY J HENDERSON MD PC		17	1	6%	18
CVS MINUTE CLINIC DIAGNOSTIC OF WISCONSIN		18			18
UC HEALTH UNIVERSITY HOSPITAL		15	3	17%	18
DR PHILLIPS MEDICAL WELLNESS CENTER		13	5	28%	18
AVALON FAMILY RESORT ASSISTED LIVING LLC		18			18
SANTA ROSA COUNTY JAIL - WELLPATH			18	100%	18
MOORINGS PARK OAKSTONE AT GREY OAKS		17	1	6%	18
BERGEN NEW BRIDGE M		16	2	11%	18

# COVID-19: testing by laboratory

Data through May 11, 2021 verified as of May 12, 2021 at 09:25 AM

Data in this report are provisional and subject to change.

The numbers in the table below represent the number of Florida and non-Florida residents for whom test results were received by the Department of Health. A person can be tested by more than one laboratory and can have both positive and negative results. **Therefore, the sum of the numbers in each column will be larger than the total number of people tested.**

Reporting lab	Inconclusive	Negative	Positive	Percent positive	Total
GENOTOX LABORATORIES		15	3	17%	18
MIRIMUS INC		1	17	94%	18
Atlanta VAMC		13	5	28%	18
NORTHERN WESTCHESTER HOSPITAL LABORATORY		16	2	11%	18
MC DIAGNOSTIC OF CONNECTICUT , PC # 3		16	2	11%	18
AURORA DIAGNOSTICS		6	12	67%	18
COMPREHENSIVE CHILDCARE ASSOCIATES		10	8	44%	18
107TH PLACE GROUP HOME		18			18
MEDEXPRESS URGENT CARE - ROBINSON TWP, STEUBENVILLE PIKE		16	2	11%	18
MADISON CORE LABORATORIES		17	1	6%	18
IONA COLLEGE HEALTH & WELLNESS CENTER		18			18
CVS TX7162POCT HOUSTON		18			18
MINUTECLINIC, LLC, DBA MINUTECLINIC #6		16	2	11%	18
XPRESS WELLNESS URGENT CARE			18	100%	18
OSCEOLA ALF OPERATOR, LLC DBA□		18			18
CLEVELAND CLINIC			18	100%	18
INTERMOUNTAIN CENTRAL LAB		1	17	94%	18
MEDEXPRESS URGENT CARE LEWISBURG		17	1	6%	18
Terrace of Jacksonville		3	15	83%	18
MINUTE CLINIC DIAGNOSTIC MED GRP		16	1	6%	17
MINUTE CLINIC LLC #5733		17			17
TOXUSALABS DBA CONNECTDX LABS		14	3	18%	17
RIVERSIDE MEDICAL GROUP		16	1	6%	17
ADVENT HEALTH - ZEPHYRHILLS			17	100%	17
STARLING AT NOCATEE			17	100%	17
ESTATES MEDICAL CENTER INC		4	13	76%	17
MINUTECLINIC DIAGNOSTIC OF TN PC #643		13	4	24%	17
LEHIGH VALLEY HOSPITAL		3	14	82%	17
YORKVILLE PEDIATRIC URGENT CARE		17			17
MINUTECLINIC DIAGNOSTIC OF TN PC #6415		13	4	24%	17
HUNTINGTON URGENT CARE		16	1	6%	17
MINUTE-CLINIC DIAGNOSTIC OF VIRGINIA, LLC #2003		14	3	18%	17
VIGILINT HEALTHCARE		15	2	12%	17
ST LUKES ROOSEVELT LABORATORY		14	3	18%	17
UNIVERSITY LAB			17	100%	17
INN AT LAKE SEMINOLE SQUARE, THE		17			17
CVS MINUTE CLINIC DIAGNOSTIC OF VIRGINIA		17			17
MINUTECLINIC DIAGNOSTIC OF VIRGINIA, LLC #1416		16	1	6%	17
INFEXIONSHIELD INC.		17			17
SOMA MEDICAL CENTER PA			17	100%	17
NEMOURS CHILDREN'S URGENT			17	100%	17
WALGREENS #06416		16	1	6%	17
BAY BREEZE HEALTH AND REHABILITATION CENTER		9	8	47%	17
PALATKA VA CBOC		16	1	6%	17
HEALTHCARE NOW			17	100%	17
LYNN KEEFE, MD PEDIATRICS		14	3	18%	17
MEDEXPRESS URGENT CARE- MARYLAND		14	3	18%	17

# COVID-19: testing by laboratory

Data through May 11, 2021 verified as of May 12, 2021 at 09:25 AM

Data in this report are provisional and subject to change.

The numbers in the table below represent the number of Florida and non-Florida residents for whom test results were received by the Department of Health. A person can be tested by more than one laboratory and can have both positive and negative results. **Therefore, the sum of the numbers in each column will be larger than the total number of people tested.**

Reporting lab	Inconclusive	Negative	Positive	Percent positive	Total
MASSACHUSETTS GENERAL HOSPITAL		1	16	94%	17
ALBIBI		1	16	94%	17
UVMMC MICROBIOLOGY		16	1	6%	17
CARE NOW, INC		13	4	24%	17
SARASOTA MEDICAL CENTER		6	11	65%	17
KAILOS GENETICS INC		14	3	18%	17
MINUTECLINIC DIAG OF IND, LLC #6697		15	2	12%	17
BROOKDALE CROWN POINT			17	100%	17
CARENOW URGENT CARE-WEST END		12	5	29%	17
RESOLVE MOLECULAR DIAGNOSTICS		13	4	24%	17
PARRISH HEALTH CENTER		14	3	18%	17
PRIMARY CARE WALK IN CLINIC PLLC			17	100%	17
DIEGO FALLON MD PA		6	11	65%	17
TINA'S ASSISTED LIVING FACILITY CORP		17			17
EAR NOSE & THROAT ASSOCIATES OF MANATEE PA		17			17
WELLINGTON FAMILY PRACTICE		13	4	24%	17
FLORIDA KEYS CONCIERGE MEDICINE, LLC		15	2	12%	17
INHEALTH LIFE SCIENCES		6	11	65%	17
BRYAN WHITFIELD MEMORIAL HOSPITAL		12	5	29%	17
ST JOSEPH HOSPITAL		16	1	6%	17
URGENT CARE WEST CLINIC		14	3	18%	17
MARCO DRUGS AND COMPOUNDING		13	4	24%	17
UNIVERSITY OF ALABAMA - FUNGAL REFERENCE LABORATORY		12	5	29%	17
MEDEXPRESS URGENT CARE - LAFAYETTE		16	1	6%	17
MINUTECLINIC DIAGNOSTIC OF NEW MEXICO		17			17
BLOUNT MEMORIAL HOSPITAL		14	3	18%	17
COMMUNITY HEALTH OF SOUTH FLORIDA INC			17	100%	17
GENETIC TECHNOLOGICAL INNOVATIONS			17	100%	17
NOVANT HEALTH GOHEALTH URGENT CARE-HARRISBURG		8	9	53%	17
MINUTECLINIC DIAGNOSTIC OF OKLAHOMA		14	3	18%	17
COAST MED URGENT CARE		16	1	6%	17
BAPTIST PRIMARY CARE PONTE VEDRA		10	6	38%	16
KETAMINE HEALTH CENTERS AT BONITA SPRINGS, LLC		16			16
BVL PEDIATRICS		14	2	13%	16
DAVITA DIALYSIS		4	12	75%	16
PROHEALTH CARE ASSOCIATES MOBILE		13	3	19%	16
SURGERY CENTER OF CORAL GABLES LLC,THE		12	4	25%	16
WALGREENS #07936		15	1	6%	16
MILLENNIUM PHYSICIAN GRP LLC NAPLES PINE RIDGE			16	100%	16
PRO HEALTH FAMILY PHYSICIANS, NYSTROM		16			16
PRESBYTERIAN MEDICAL SERVICES		16			16
HODGES CLUSTER		2	14	88%	16
CVS GA2108POCT NORCROSS		13	3	19%	16
NOVALIFE MEDSPA			16	100%	16
JS HEALTHCARE INC		16			16
GOOD SAMARITAN SOCIETY		16			16
SRMC AVALON		9	7	44%	16

# COVID-19: testing by laboratory

Data through May 11, 2021 verified as of May 12, 2021 at 09:25 AM

Data in this report are provisional and subject to change.

The numbers in the table below represent the number of Florida and non-Florida residents for whom test results were received by the Department of Health. A person can be tested by more than one laboratory and can have both positive and negative results. **Therefore, the sum of the numbers in each column will be larger than the total number of people tested.**

Reporting lab	Inconclusive	Negative	Positive	Percent positive	Total
MINNEOLA PLACE A HOMEBRIDGE COMMUNITY		16			16
CVS CA9715POCT THOUSAND OAKS		16			16
URGENT CARE CLINIC OF LINCOLN		14	2	13%	16
CULINARY INSTITUTE OF AMERICA STUDENT	3	13			16
CASS'S MOBILE HEALTH SERVICES		15	1	6%	16
BONIFAY NURSING AND REHABILITATION CENTER			16	100%	16
CARENOW URGENT CARE-DONELSON		13	3	19%	16
PROMUS DIAGNOSTICS, LLC			16	100%	16
MORTON PLANT MEASE			16	100%	16
PROMEDICA LABORATORIES		11	5	31%	16
FAST TRACK URGENT CARE CENTER - TYRONE			16	100%	16
ATMORE NURSING CENTER		15	1	6%	16
NORTHWEST FLORIDA SLEEP		1	15	94%	16
RICH STREET GROUP HOME		9	7	44%	16
UNAVAILABLE/UNKNOWN/NO INFORMATION FOUND			16	100%	16
Heartland Healthcare Center Boca Raton		2	14	88%	16
FLORIDA MEDICAL ASSOCIATES LLC		9	7	44%	16
CENTRAL JERSEY URGENT CARE OF EATONTOW		15	1	6%	16
Lab MSMC Hialeah			16	100%	16
MC DIAGNOSTIC OF CONNECTICUT PC #459		16			16
WALGREENS #04176		13	3	19%	16
MEDICINE AT LONGWOOD		16			16
MIAMI BEACH MEDICAL GROUP LLC			16	100%	16
PANAMA CITY VITAS HOSPICE		16			16
JOSEPH MIGNOGNA		13	3	19%	16
STATEN ISLAND UNIVERSITY HOSPITAL SEGUINE AVE		13	3	19%	16
LILY'S PROMISE AL#12775		16			16
SUFFRIDGE DRIVE GROUP HOME		16			16
MONTEFIORE NYACK HOSPITAL AFFILIATED LABORATORY		14	2	13%	16
TIFT REGIONAL HEALTH SYSTEM, INC		16			16
CRUCIAL CARE		10	6	38%	16
INDIANA STATE DEPARTMENT OF HEALTH		1	15	94%	16
TMH FSU RAPID LABORATORY		2	14	88%	16
INTERNAL MEDICINE ASSOCIATES & SPECIALTIES INC		15	1	6%	16
HUDSON VALLEY HOSPITAL CENTER LABORATORY		15	1	6%	16
OKEECHOBEE HEALTHCARE FACILITY			16	100%	16
NORTHWEST FLORIDA ENT, PA		5	11	69%	16
XERA MED RESEARCH			16	100%	16
ALAN L MELOTEK MD		16			16
MINUTECLINIC DIAGNOSTIC OF VIRGINIA		16			16
ACM MEDICAL LABORATORY ALLIANCE		13	3	19%	16
CVS MINUTE CLINIC, LLC		13	3	19%	16
ST AUGUSTINE PLANTATION		1	15	94%	16
ALL FLORIDA FAMILY & SPORTS MEDICINE		15	1	6%	16
FLORIDA DEPARTMENT OF HEALTH IN HILLSBOROUGH COUNTY		1	14	93%	15
MINUTECLINIC LLC #5176		12	3	20%	15
CARDIOTHORACIC SURGERY OF HYDE PARK			15	100%	15

# COVID-19: testing by laboratory

Data through May 11, 2021 verified as of May 12, 2021 at 09:25 AM

Data in this report are provisional and subject to change.

The numbers in the table below represent the number of Florida and non-Florida residents for whom test results were received by the Department of Health. A person can be tested by more than one laboratory and can have both positive and negative results. **Therefore, the sum of the numbers in each column will be larger than the total number of people tested.**

Reporting lab	Inconclusive	Negative	Positive	Percent positive	Total
MINUTECLINIC, LLC, DBA MINUTECLINIC #2		13	2	13%	15
OPTIONS FOR SENIORS INC DBA PALM KREST MANOR		12	3	20%	15
ORLANDO HEALTH		2	13	87%	15
MINUTECLINIC DIAGNOSTIC OF NEW JERSEY, LLC # 7069		15			15
RICHMOND UNIVERSITY MEDICAL CENTER		12	3	20%	15
BESSENT ROAD GROUP HOME		15			15
WELLMED AT PORT ST LUCIE WEST		10	5	33%	15
GADSDEN REGIONAL MEDICAL CENTER		15			15
SINAI HOSPITAL OF BALTIMORE		15			15
HAVEN HOSPICE IN CHIEFLAND		9	6	40%	15
FAMILY CARE CENTER OF ARLINGTON		10	5	33%	15
VERO DIAGNOSTICS		14	1	7%	15
DELIVER MY MEDS CORP		15			15
DIATHERIX		13	2	13%	15
HEALTH MED HOME CARE, LLC		15			15
CVS TX8321POCT MCKINNEY		15			15
TELEVISIT MALABAR PEDIATRICS		5	10	67%	15
CORONA NYC LAB		14	1	7%	15
MINUTECLINIC DIAGNOSTIC OF ILLINOIS LL		13	2	13%	15
LONG ISLAND JEWISH VALLEY STREAM		14	1	7%	15
BAPTIST MEDICAL CENTER EAST		11	4	27%	15
ST JOSEPH WOMENS HOSPITAL			15	100%	15
UNIVERSITY HOSPITAL UC HEALTH		11	4	27%	15
GULF COAST VILLAGE HOME HEALTH INC		4	11	73%	15
HOLLEY-NAVARRE MEDICAL CLINIC		5	10	67%	15
MINUTE CLINIC LLC #5706		13	2	13%	15
MEDEXPRESS URGENT CARE - BENTON HARBOR		14	1	7%	15
MEADOWCREST MOLECULAR DIAGNOSTICS, LLC			15	100%	15
PREMIER LABORATORY SERVICES, LLC		5	10	67%	15
BROWARD MEDICAL AND URGENT CARE		15			15
NORTHSIDE HOSPITAL FORSYTH		13	2	13%	15
MINUTECLINIC DIAGNOSTIC OF TN, PC 6438		13	2	13%	15
St Joseph's Hospital & Medical Center		13	2	13%	15
MC DIAGNOSTIC OF CONNECTICUT, PC # 257		14	1	7%	15
BROOKLYN HOSPITAL CENTER DOWNTOWN CAMPUS		15			15
MINUTECLINIC, DIAGNOSTIC OF TEXAS, LL		14	1	7%	15
SOMA MEDICAL CENTER, P.A.			15	100%	15
GNT ASSOCIATES		14	1	7%	15
WESTERN NEW YORK IMMEDIATE MEDICAL CAR		13	2	13%	15
AJU GEORGE MD PA			15	100%	15
Astoria Health and Rehab		15			15
MEDEXPRESS URGENT CARE-ALTOONA		13	2	13%	15
WALK IN URGENT CARE			15	100%	15
LAKE CO SCHOOLS EMPLOYEE HEALTH & WELLNESS CENTER	1	11	3	20%	15
NORTH COUNTRY FAMILY HEALTH CENTER INC		15			15
MEDI-DRUG INC		13	2	13%	15
CVS MINUTE CLINIC DIAG OF IND, LLC #6549		14	1	7%	15

# COVID-19: testing by laboratory

Data through May 11, 2021 verified as of May 12, 2021 at 09:25 AM

Data in this report are provisional and subject to change.

The numbers in the table below represent the number of Florida and non-Florida residents for whom test results were received by the Department of Health. A person can be tested by more than one laboratory and can have both positive and negative results. **Therefore, the sum of the numbers in each column will be larger than the total number of people tested.**

Reporting lab	Inconclusive	Negative	Positive	Percent positive	Total
FAMILY CARE			15	100%	15
MADISON COUNTY HEALTH DEPARTMENT		8	7	47%	15
CVS NY491POCT JACKSON HEIGHTS		15			15
SKIN WELLNESS PHYSICIANS LLC		15			15
OAKMONTE VILLAGE OF DAVIE			15	100%	15
MINUTECLINIC DIAGNOSTIC OF RHODE ISLAND		12	3	20%	15
OPIS ISLAND LAKE CENTER		13	2	13%	15
HIRAM COLLEGE HEALTH CENTER (ABBOTT)		13	2	13%	15
MIRACLE ALF INC		15			15
CVS NC187POCT CHARLOTTE		14	1	7%	15
PARROTT MEDICAL CLINIC			15	100%	15
MILTON 4707		15			15
MEDLAB ASSOCIATES LLC		15			15
CVS TX7288POCT DALLAS		11	4	27%	15
MINUTECLINIC DIAGNOSTIC OF GEORGIA, LL		12	3	20%	15
PATHLINE			15	100%	15
EASTLAKE PEDIATRICS - TRINITY		15			15
CUSTEAD CARE CENTER HAVEN HOSPICE		12	3	20%	15
CVS TN2179POCT MURFREESBORO		14	1	7%	15
TAPESTRY TALLAHASSEE WALDEN		14			14
ST CLOUD MEDICAL GROUP		12	2	14%	14
BAPTIST HEALTH			14	100%	14
MC DIAGNOSTIC OF CONNECTICUT, PC #1043		14			14
POLK CHD BARTOW		13	1	7%	14
NORTHWESTERN MEMORIAL HOSPITAL			14	100%	14
LIFE'S SPECIAL MOMENTS INC		14			14
MELBOURNE FAMILY PRACTICE		12	2	14%	14
MINUTECLINIC #788		12	2	14%	14
STEWART MELBOURNE HOSPITAL, INC	1		13	93%	14
METHODIST MEDICAL CENTER		11	3	21%	14
MONTEFIORE MEDICAL CENTER LABORATORIES - WEILER		10	4	29%	14
MHHS All Lab Subsection		14			14
MINUTE CLINIC OF KANSAS PA		8	6	43%	14
CVS MINUTE CLINIC, LLC #22		13	1	7%	14
NEW YORK PRESBYTERIAN - LOWER MANHATTAN		14			14
Solaris Healthcare Pensacola			14	100%	14
HEALTHFIRST ADVENT HEALTH CENTRA CARE COCOA BEACH			14	100%	14
BELLEVUE HOSPITAL CENTER DEPARTMENT		14			14
WELLMED AT SOUTH PARSONS		11	3	21%	14
EFFINGER HEALTH, PA		14			14
The Evangelical Lutheran Good Samaritan Society		14			14
MINUTE-CLINIC DIAGNOSTIC OF VIRGINIA, LLC		14			14
CVS CA9113POCT CHULA VISTA		14			14
MINUTECLINIC, LLC #1492		14			14
HAVEN HOSPICE			14	100%	14
IGENEX INC		14			14
CVS TN5639POCT FARRAGUT		11	3	21%	14



# COVID-19: testing by laboratory

Data through May 11, 2021 verified as of May 12, 2021 at 09:25 AM

Data in this report are provisional and subject to change.

The numbers in the table below represent the number of Florida and non-Florida residents for whom test results were received by the Department of Health. A person can be tested by more than one laboratory and can have both positive and negative results. **Therefore, the sum of the numbers in each column will be larger than the total number of people tested.**

Reporting lab	Inconclusive	Negative	Positive	Percent positive	Total
MY WELLNESS EXPRESS			14	100%	14
FAMILY MEDICINE OF WESTON LLC		6	8	57%	14
RIVERSIDE COTTAGES AT THE SHORES, LLC			14	100%	14
Hackensack Umc Mountainside		13	1	7%	14
PHELPS HOSPITAL LABORATORY		12	2	14%	14
SIGMUND LABS LLC		14			14
ACCESS HOME HEALTH OF FLORIDA LLC		14			14
SARASOTA - ROBERT L TAYLOR COMMUNITY CENTER		1	13	93%	14
PT&J REHAB - VILLAGE OF ROYAL PALM BEACH		12	2	14%	14
DYNAMIC DNA LAB		1	13	93%	14
CITY OF WEST PALM BEACH EMPLOYEE & FAMILY HEALTH		14			14
QUEENS UNIVERSITY OF CHARLOTTE		14			14
TALLAHASSEE PRIMARY CARE ASSOCIATES PA		12	2	14%	14
TLC FAMILY CARE HOME INC		14			14
SOUTHEASTERN UNIVERSITY INC		14			14
FYZAMEDICAL, LLC		10	4	29%	14
HORIZON MEDICAL GROUP		12	2	14%	14
DESOTO HEALTH AND REHAB LLC		9	5	36%	14
UNIVERSITY HOSPITALS OF CLEVELAND		8	6	43%	14
SUMMIT ATLANTIC SURGERY CENTER		14			14
SUNCOAST COMMUNITY HEALTH CENTERS INC		4	10	71%	14
DOCTORS EXPRESS OF ST PETERSBURG		4	10	71%	14
MED TECH SERVICES OF PALM BEACH INC		14			14
ALASKA PUBLIC HEALTH LAB		1	13	93%	14
MERCY MEDICAL CENTER		7	7	50%	14
DYNAMIC HEALTH CENTERS INC		9	5	36%	14
DIAMOND SPEEDWAY DIALYSIS		1	13	93%	14
MINUTECLINIC DIAGNOSTIC OF TN, PC 4992		14			14
CVS HEALTH MINUTE CLINIC		1	13	93%	14
MEDEXPRESS URGENT CARE - PANTOPS		12	2	14%	14
CVS TN5601POCT LENOIR CITY		12	2	14%	14
EPIPHANY HEALTH		8	6	43%	14
ADVICE FOR OPTIMAL WELLNESS		11	3	21%	14
LUCID DIAGNOSTICS LABS			14	100%	14
FAMILY PRACTICE ON THE GO		6	8	57%	14
ARNOT OGDEN MEDICAL CENTER LABORATORY		14			14
SOUTHEASTERN LABORATORY			14	100%	14
NIGHT OWL PEDIATRICS URGENT CARE			14	100%	14
BOCA SIMON		2	12	86%	14
FG RAPID RESULTS LLC		8	6	43%	14
PARKWEST MEDICAL CENTER		11	2	15%	13
GULF COAST MEDICAL GROUP		5	8	62%	13
CONSULATE HEALTH CARE OF PENSACOLA			13	100%	13
BENNETT PEDIATRICS		13			13
MOODY MANOR		13			13
ROCKLEDGE		3	10	77%	13
CORAL LANDING ASSISTED LIVING		11	2	15%	13

# COVID-19: testing by laboratory

Data through May 11, 2021 verified as of May 12, 2021 at 09:25 AM

Data in this report are provisional and subject to change.

The numbers in the table below represent the number of Florida and non-Florida residents for whom test results were received by the Department of Health. A person can be tested by more than one laboratory and can have both positive and negative results. **Therefore, the sum of the numbers in each column will be larger than the total number of people tested.**

Reporting lab	Inconclusive	Negative	Positive	Percent positive	Total
AFC URGENT CARE - CEDAR GROVE		11	2	15%	13
GLENBROOKE AT PALM BAY			13	100%	13
NATIONAL GENETICS INST LABCORP		4	9	69%	13
MINUTECLINIC DIANOSTIC OF VIRGINIA, LL		12	1	8%	13
MEDEXPRESS URGENT CARE-LATROBE		12	1	8%	13
CVS MA6505POCT NEWTON		13			13
MINUTECLINIC LLC # 3401		13			13
ALBION COLLEGE (ABBOTT)		13			13
MINUTE CLINIC, LLC #4650		11	2	15%	13
CVS OH3301POCT WOODMERE		13			13
MINUTE CLINIC DIAGNOSTIC OF VIRGINIA, LLC #1905		13			13
MEDLABS DIAGNOSTICS		11	2	15%	13
ESCAMBIA COMMUNITY CLINIC		2	11	85%	13
MEDEXPRESS URGENT CARE - SALEM		9	4	31%	13
CAPE CORAL URGENT CARE		9	4	31%	13
AVALON MEDICAL WALK IN CLINIC			13	100%	13
WORLD WRESTLING ENTERTAINMENT			13	100%	13
CLEVELAND TENNESSEE HOSPITAL COMPANY		11	2	15%	13
EAST GEORGIA REGIONAL MEDICAL CENTER		12	1	8%	13
RDX BIOSCIENCE INC		10	3	23%	13
CAN COMMUNITY HEALTH, INC		11	2	15%	13
WANTAGH URGENT CARE		10	3	23%	13
Signature Healthcare of Savannah		13			13
CVS HEALTH, #2043		13			13
HARBOR CHASE OF JACKSONVILLE			13	100%	13
MAINSTREET FAMILY SELECT		1	12	92%	13
LAKELAND REGIONAL HEALTH GRASSLANDS		12	1	8%	13
VILLA OF KINGS AND QUEENS OF DELRAY		13			13
SOMA MEDICAL CENTER PA #4			13	100%	13
RED MOUNTAIN DIAGNOSTICS		13			13
MISSOURI DEPARTMENT OF HEALTH AND SENIOR SERVICES			13	100%	13
ORMOND MEDICAL ARTS		3	10	77%	13
Manor Care of Dunedin		9	4	31%	13
CENTRAL JERSEY URGENT CARE		12	1	8%	13
MEYER PEDIATRICS CHTD		11	2	15%	13
MINUTE CLINIC LLC #6765		13			13
MINUTECLINIC, LLC, MINUTECLINIC #7637		11	2	15%	13
MINUTE CLINIC LLC #1909		13			13
SANDGATE GARDENS REHAB & NURSING CENTER		3	10	77%	13
ST CLOUD COMPOUNDING PHARMACY & WELLNESS CENTER		12	1	8%	13
MINUTE CLINIC LLC #2775		12	1	8%	13
CVS TX8351POCT BEAUMONT		11	2	15%	13
SHELBY COUNTY HEALTH CARE CORPORATION		10	3	23%	13
MINUTE CLINIC DIAGNOSTIC OF SC, LLC #42		12	1	8%	13
LEE COMMUNITY HEALTHCARE INC DUNBAR		11	2	15%	13
THE PLAZA AT PARKSQUARE		13			13
ORCHID COVE		3	10	77%	13

# COVID-19: testing by laboratory

Data through May 11, 2021 verified as of May 12, 2021 at 09:25 AM

Data in this report are provisional and subject to change.

The numbers in the table below represent the number of Florida and non-Florida residents for whom test results were received by the Department of Health. A person can be tested by more than one laboratory and can have both positive and negative results. **Therefore, the sum of the numbers in each column will be larger than the total number of people tested.**

Reporting lab	Inconclusive	Negative	Positive	Percent positive	Total
MINUTE CLINIC DIAGNOSTIC OF NORTH CAROLINA		12	1	8%	13
NORTHEAST PEDIATRICS			13	100%	13
ALL 4 KIDZ PEDIATRICS		9	4	31%	13
CLINICAL LABORATORY SERVICES			13	100%	13
PHASE2 LABS	2	9	2	15%	13
MEDEXPRESS URGENT CARE MONACA		13			13
VALDOSTA FAMILY MEDICINE		1	12	92%	13
MINUTECLINIC LLC (1435)		12	1	8%	13
BARRANCO CLINIC,THE	3	9	1	8%	13
BROOKDALE DELAND			13	100%	13
CVS MINUTE CLINIC DIAGNOSTIC PA #3060		11	2	15%	13
CROSS CARE CENTER			13	100%	13
URGENT MEDICAL CENTER INC		5	8	62%	13
IN-OFFICE LAB		12	1	8%	13
PIEDMONT ATHENS REGIONAL MEDICAL		11	2	15%	13
MINUTECLINIC, LLC, DBA MINUTECLINIC #6106		11	2	15%	13
CVS MINUTE CLINIC DIAGNOSTIC OF TN #3293		12	1	8%	13
MINUTECLINIC DIAGNOSTIC OF TN PC #386		12	1	8%	13
DEVEREUX FLORIDA CHILDRENS CENTER			13	100%	13
Sunnyside Care Center		13			13
EAR NOSE AND THROAT ASSOCIATES OF MANATEE, P.A.		10	3	23%	13
COMPASS URGENT CARE		8	5	38%	13
MEDEXPRESS URGENT CARE - CHRISTIANBURG		9	4	31%	13
BRIDGE DIAGNOSTICS			13	100%	13
SAMARITAN MEDICAL CENTER		13			13
MINUTECLINIC DIAGNOSTIC OF NORTH CAROLINA, PC		12	1	8%	13
LANE PEDIATRICS PA		1	12	92%	13
FLORIDA STATE HOSPITAL			13	100%	13
MINUTECLINIC, LLC #244		12	1	8%	13
MINUTECLINIC MINUTECLINIC #8505		11	2	15%	13
AVENTURA HOSPITAL AND MEDICAL CENTER			13	100%	13
MINUTECLINIC DIAGNOSTIC OF TN, PC 6304		11	2	15%	13
SOUTHEAST FAMILY HEALTHCARE CENTER			13	100%	13
VA Primary Care Clinic at Meharry		12	1	8%	13
CVS PA6902POCT BRYN MAWR		11	2	15%	13
CVS MINUTE CLINIC DIAGNOSTIC MED GRP OF SAN		11	2	15%	13
MINUTECLINIC DIAGNOSTIC OF TN PC #5671		8	4	33%	12
MI2297090CV HOLLAND-23D2189684		12			12
OPTUM PRIMARY CARE		2	10	83%	12
ST. PETERSBURG PEDIATRICS			12	100%	12
CFS WELLNESS AND MED SPA LLC			12	100%	12
BETH ISRAEL MEDICAL CENTER LABS		11	1	8%	12
CVS NC7213POCT MATTHEWS		9	3	25%	12
MEDEXPRESS URGENT CARE - FORT WORTH S		10	2	17%	12
FLORIDA DEPT OF HEALTH		4	8	67%	12
Maury Regional Hospital		6	6	50%	12
CVS MINUTE CLINIC DIAGNOSTIC OF TEXAS,LLC		10	2	17%	12

# COVID-19: testing by laboratory

Data through May 11, 2021 verified as of May 12, 2021 at 09:25 AM

Data in this report are provisional and subject to change.

The numbers in the table below represent the number of Florida and non-Florida residents for whom test results were received by the Department of Health. A person can be tested by more than one laboratory and can have both positive and negative results. **Therefore, the sum of the numbers in each column will be larger than the total number of people tested.**

Reporting lab	Inconclusive	Negative	Positive	Percent positive	Total
SENIOR HOME CARE INC		12			12
ADVENTIST HEALTH SYSTEM FLORIDA DEPT OF HEALTH		7	5	42%	12
PUTNAM COUNTY HEALTH DEPARTMENT		12			12
DEPARTMENT OF PUBLIC HEALTH		12			12
CVS PA1671POCT LANCASTER		12			12
TRANSPLANT GENOMICS INC (EUROFINS)		12			12
SAMARITAN HOSPITAL LABORATORY		11	1	8%	12
BRITO MEDICAL CENTER		10	2	17%	12
LAB UNKNOWN		1	11	92%	12
CVS GA3766POCT DACULA		10	2	17%	12
WOODLAND TOWERS		6	6	50%	12
MEDEXPRESS URGENT CARE - MONROE		12			12
WALGREEN #6538		12			12
MINUTE CLINIC LLC # 2033		10	2	17%	12
CARLOS PORTU MD, PLLC			12	100%	12
ADVENTHEALTH MEDICAL GROUP INTERNAL MEDICINE		9	3	25%	12
GENESIS		8	4	33%	12
CVS SC7556POCT WEST COLUMBIA		11	1	8%	12
GEORGE W FERGUSON MD-CONCIERGE MEDICAL SERVICES PL		11	1	8%	12
JOHN W NORRIS III MD PA	1		11	92%	12
VERITAS RESEARCH CORP			12	100%	12
Rosewood Healthcare and Rehabilitation Center		5	7	58%	12
MINUTECLINIC DIAGNOSTIC OF MINNESOTA		11	1	8%	12
COLLIER COUNTY HEALTH DEPT.		7	5	42%	12
RUSSELL MEDICAL CENTER		11	1	8%	12
CULVER-STOCKTON COLLEGE		10	2	17%	12
MONROE COUNTY HOSPITAL		9	3	25%	12
IREPERTOIRE_MOL_LAB		12			12
AMERICAN HOUSE FORT MYERS		12			12
MINUTE CLINIC LLC #10203		9	3	25%	12
ALACHUA			12	100%	12
MEDEXPRESS URGENT CARE - MAPLE DRIVE		11	1	8%	12
CURATIVE		1	11	92%	12
VIBRANT AMERICA		10	2	17%	12
MEDEXPRESS URGENT CARE CHARLESTON		8	4	33%	12
BROOKDALE CITRUS			12	100%	12
MINUTECLINIC DIAGNOSTIC OF VIRGINIA, LLC #255		12			12
BROWARD DIALYSIS			12	100%	12
BAYONET POINT HOSPITAL			12	100%	12
GLEN OAKS HEALTH AND REHABILITATION CENTER			12	100%	12
FAMILY MEDICINE AT HUNTERS CREEK		12			12
FLORIDA DEPARTMENT OF HEALTH WASHINGTON COUNTY		7	5	42%	12
NAPLES GREEN VILLAGE		12			12
PALM BEACH PATHOLOGY		9	3	25%	12
CARENOW URGENT CARE-HERMITAGE		8	4	33%	12
APPLE DIAGNOSTICS LAB		5	7	58%	12
QHG OF ENTERPRISE INC (DBA MEDICAL CTR)		12			12

# COVID-19: testing by laboratory

Data through May 11, 2021 verified as of May 12, 2021 at 09:25 AM

Data in this report are provisional and subject to change.

The numbers in the table below represent the number of Florida and non-Florida residents for whom test results were received by the Department of Health. A person can be tested by more than one laboratory and can have both positive and negative results. **Therefore, the sum of the numbers in each column will be larger than the total number of people tested.**

Reporting lab	Inconclusive	Negative	Positive	Percent positive	Total
MINUTECLINIC DIAGNOSTIC OF NEW JERSEY,		11	1	8%	12
SUMTER COUNTY HEALTH DEPARTMENT		7	5	42%	12
VITALANT		1	11	92%	12
CVS GA2147POCT KENNESAW		8	4	33%	12
GULF COAST REGIONAL BLOOD CENTER			12	100%	12
COLLIER HMA PHYSICIAN MANAGEMENT, LLC		2	10	83%	12
CVS MINUTE CLINIC DIAGNOSTIC		11	1	8%	12
CVS MA594POCT FALMOUTH		11	1	8%	12
MINUTECLINIC DIAGNOSTIC OF TN PC #240		10	2	17%	12
THE POTTER'S HOUSE AT CANNON POINT		12			12
FHCP-PORT ORANGE		3	9	75%	12
FAMILY PRACTICE OF DAVIE INC			12	100%	12
LEON CHD		12			12
PANCARE HEALTH - WEWA ELEMENTARY			12	100%	12
Lady Lake Specialty Care			12	100%	12
ADVENTHEALTH MEDICAL GROUP CARE CLINIC AT		8	4	33%	12
VILLA HEALTH NH LLC		10	2	17%	12
ACADIAN DIAGNOSTIC LABORATORIES		8	4	33%	12
LONGWOOD PEDIATRICS LLC			12	100%	12
ST PETER'S UNIVERSITY HOSPITAL		9	3	25%	12
Highland Pines Health and Rehab		11	1	8%	12
SUWANNEE COUNTY JAIL		11	1	8%	12
MEDEXPRESS URGENT CARE - BEECH GROVE		11	1	8%	12
LIFE CARE OF PORT SAINT LUCIE		3	9	75%	12
CARROLL GARDENS URGENT CARE		12			12
MERCY HEALTH—MUSKEGON		7	5	42%	12
ORLANDO FAMILY MEDICAL INC		12			12
OHIO STATE UNIVERSITY MEDICAL CENTER			12	100%	12
FAMILY MEDICINE AT LONGWOOD			12	100%	12
MC DIAGNOSTIC OF CONNECTICUT, PC #114		12			12
MERIDIAN AT WATERWAYS, THE		10	2	17%	12
CARE FAST MURABELLA		7	5	42%	12
FAMILY HEALTH CENTER AT PORT ST JOHN		4	8	67%	12
UNIVERSITY OF MIAMI MILLER SCHOOL OF MEDICINE			12	100%	12
ACCENTCARE		12			12
MINUTECLINIC DIAGNOSTIC OF PA, LLC (1036)		10	2	17%	12
URGENT TEAM MANAGEMENT OF TENNESSEE		10	2	17%	12
HNL LAB MEDICINE		9	3	25%	12
Westchester General Hospital			12	100%	12
TMH PHYSICIAN PARTNERS - MONTICELLO		10	2	17%	12
METHODIST HOSPITAL			11	100%	11
CARENOW URGENT CARE-MT JULIET		8	3	27%	11
CVS MO8590POCT KANSAS CITY		7	4	36%	11
CUMBERLAND HEIGHTS		11			11
AHMG LAKE NONA PRIMARY CARE		11			11
CROSSROADS URGENT CARE, PLLC		11			11
DMH STEINHATCHEE FAMILY MEDICINE		8	3	27%	11

# COVID-19: testing by laboratory

Data through May 11, 2021 verified as of May 12, 2021 at 09:25 AM

Data in this report are provisional and subject to change.

The numbers in the table below represent the number of Florida and non-Florida residents for whom test results were received by the Department of Health. A person can be tested by more than one laboratory and can have both positive and negative results. **Therefore, the sum of the numbers in each column will be larger than the total number of people tested.**

Reporting lab	Inconclusive	Negative	Positive	Percent positive	Total
CVS SC4286POCT EASLEY		5	6	55%	11
MEDICAL ASSOCIATES OF ENGLEWOOD PC		10	1	9%	11
CARENOW URGENT CARE-GREEN HILLS		10	1	9%	11
CVS NC7051POCT WAKE FOREST		11			11
BOCA RATON REGIONAL HOSPITAL LAB			11	100%	11
MINUTECLINIC DIAG OF IND, LLC #2387		9	2	18%	11
GENOPTIX MEDICAL LABORATORY		10	1	9%	11
CVS GA2236POCT WOODSTOCK		11			11
ORLANDO HEALTH PHYSICIAN ASSOCIATES		4	7	64%	11
MEDEXPRESS URGENT CARE - WINCHESTER GATEWAY		9	2	18%	11
AZALEA HEALTH		2	9	82%	11
MINUTECLINIC DIAGNOSTICS OF IND, LLC		11			11
ILLINOIS DEPT OF PUBLIC HEALTH LAB - SPRINGFIELD			11	100%	11
RIVERVIEW REGIONAL MEDICAL CENTER		9	2	18%	11
MICHIGAN DEPARTMENT OF COMMUNITY HEALTH		1	10	91%	11
STPET		9	2	18%	11
CLAYMED OF NORTH FLORIDA			11	100%	11
CVS PA233POCT NEWTOWN SQUARE		11			11
WATSON HEALTHCARE		8	3	27%	11
CVS SC2736POCT MURRELLS INLET		8	3	27%	11
PASSPORT HEALTH			11	100%	11
REDMED CLINIC OF ARLINGTON		10	1	9%	11
WALK IN MEDICAL URGENT CARE PC		11			11
MINUTECLINIC DIAGNOSTIC OF SC, LLC #4		11			11
MINUTE CLINIC LLC #4017		11			11
PHYSICIANS REGIONAL MEDICAL CTR - COLLIER BLVD			11	100%	11
BENSONHURST URGENT CARE		10	1	9%	11
BIOTECH CLINICAL LABORATORIES, INC.		1	10	91%	11
URGENT CARE CENTER AT PINNACLE		4	7	64%	11
SEMORAN FAMILY HEALTH LLC		10	1	9%	11
UF HEALTH		1	10	91%	11
NIGHT LITE PEDIATRICS CENTER		1	10	91%	11
ALL CHILDREN'S HOSPITAL DEPT OF GENERAL PEDIATRICS			11	100%	11
NEW HAMPSHIRE DEPARTMENT OF HEALTH AND HUMAN SERVICES		3	8	73%	11
ALCOVE ASSISTED LIVING FACILITY		11			11
ATHENS VETERINARY DIAGNOSTIC LABORATOR		11			11
KIDSVILLE PEDIATRICS			11	100%	11
THE MARY IMOGENE BASSETT HOSPITAL		11			11
MINUTE-CLINIC DIAGNOSTIC OF VIRGINIA,		10	1	9%	11
SEMINOLE COUNTY CORRECTIONAL FACILITY		1	10	91%	11
TELEVISIT PALM BAY FAMILY PRACTICE		9	2	18%	11
IMMACULATE HOUSE AT COUNTRYSIDE		11			11
ST VINCENT'S ST CLAIR		8	3	27%	11
CVS SC7334POCT LEXINGTON		10	1	9%	11
BAYSIDE URGENT CARE CENTER INC		1	10	91%	11
TROPICANA		5	6	55%	11
MONROE COUNTY FIRE RESCUE		10	1	9%	11

# COVID-19: testing by laboratory

Data through May 11, 2021 verified as of May 12, 2021 at 09:25 AM

Data in this report are provisional and subject to change.

The numbers in the table below represent the number of Florida and non-Florida residents for whom test results were received by the Department of Health. A person can be tested by more than one laboratory and can have both positive and negative results. **Therefore, the sum of the numbers in each column will be larger than the total number of people tested.**

Reporting lab	Inconclusive	Negative	Positive	Percent positive	Total
MINUTECLINIC DIAGNOSTIC OF MAINE, LLC		9	2	18%	11
MEDEXPRESS URGENT CARE PARKERSBURG		9	2	18%	11
PRIMECARE ACQUISITION FAMILY PRACTICE INC		11			11
GOLDMAN SACHS HEALTH CENTER	1	9	1	9%	11
NIGHT LITE PEDIATRICS CENTER, LLC		1	10	91%	11
CVS MD2956POCT NEW MARKET		10	1	9%	11
PINELLAS COUNTY HEALTH DEPARTMENT		2	9	82%	11
ELITE HOME HEALTH SERVICES		11			11
CAREATC NEXTERA HEALTH CENTER / GO			11	100%	11
COMMUNITY MEDICAL AND DENTAL CARE INC		11			11
URGENT TEAM - HUNTSVILLE		9	2	18%	11
URGENT CARE OF LONGWOOD		1	10	91%	11
NASCAR EVENT MANAGEMENT, LLC		11			11
ASSOCIATES MD CYPRESS CREEK			11	100%	11
St. Annes Nursing Center, St. Annes Residence, Inc.		11			11
CARINGTON MANOR		11			11
MINUTECLINIC #8760		11			11
MEDICAL CENTER AFFILIATES WEST PALM			11	100%	11
MOUNT DORA PEDIATRICS		9	2	18%	11
CREATIVE TESTING SOLUTIONS		4	7	64%	11
FRESENIUS KIDNEY CARE DUNEDIN			11	100%	11
LUXOR SCIENTIFIC LLC		1	10	91%	11
NHC HealthCare Anniston		11			11
UNIVERSITY MEDICAL CENTER		8	3	27%	11
VIRTUA WEST JERSEY HOSPITAL VOORHEES		9	2	18%	11
STUYVESANT URGENT CARE		11			11
COLISEUM MED CTR LLC/COLISEUM MED CTRS		8	3	27%	11
MINUTECLINIC, LLC #1470		10	1	9%	11
MINUTECLINIC, LLC, DBA MINUTECLINIC #4		10	1	9%	11
CVS TX7827POCT ROUND ROCK		11			11
WINKLER COURT		9	2	18%	11
MINUTECLINIC DIAGNOSTIC OF ILLINOIS		9	2	18%	11
WALGREENS # 03608		7	4	36%	11
JBSA-SAM HOUSTON			11	100%	11
CVS CT2210POCT RIVERSIDE		11			11
THE TERRACE OF SAINT CLOUD		9	2	18%	11
VITAS HEALTH INC		5	6	55%	11
EXPRESS TEST			11	100%	11
45TH 1		11			11
ASSOCIATES IN MEDICINE		7	4	36%	11
HEALTH NETWORK LABORATORIES		7	4	36%	11
BLOOMINGDALE PEDIATRIC ASSOCIATES PA			11	100%	11
NORTH OKALOOSA PHYSICIAN GROUP		10	1	9%	11
MINUTE CLINIC LLC #0169		9	2	18%	11
WINTER PARK CARE AND REHABILITATION			11	100%	11
APPALACHIAN REGIONAL HEALTHCARE SYSTEM		10	1	9%	11
CVS CA9165POCT SAN DIEGO		11			11

# COVID-19: testing by laboratory

Data through May 11, 2021 verified as of May 12, 2021 at 09:25 AM

Data in this report are provisional and subject to change.

The numbers in the table below represent the number of Florida and non-Florida residents for whom test results were received by the Department of Health. A person can be tested by more than one laboratory and can have both positive and negative results. **Therefore, the sum of the numbers in each column will be larger than the total number of people tested.**

Reporting lab	Inconclusive	Negative	Positive	Percent positive	Total
AIM LABORATORIES			11	100%	11
GUIDANCE / CARE CENTER, INC		11			11
HEWLETT URGENT CARE, PLLC		11			11
LPG PRIMARY CARE AT LABELLE		9	2	18%	11
MINUTECLINIC, LLC #4682		6	5	45%	11
UNIVERSITY CENTRA CARE		10	1	9%	11
THOMAS JEFFERSON UNIVERSITY HOSPITAL		4	7	64%	11
UMHC/SYLVESTER AT KENDALL		1	10	91%	11
TRIDENT BIOMETRICS		10	1	9%	11
PRIME MEDICAL CARE, LLC		11			11
FLEMING ISLAND CENTER FOR CLINICAL RESEARCH		10			10
MAINE DEPARTMENT OF HEALTH AND HUMAN SERVICES			10	100%	10
KR AT COLLEGE HARBOR		10			10
CHEMISYS LABORATORIES		2	8	80%	10
JOHN T MATHER MEMORIAL HOSPITAL LABORATORY		9	1	10%	10
USCG ABBOTT BINAXNOW		5	5	50%	10
FLORIDA CLINICAL LAB		1	9	90%	10
TENNESSEE DEPARTMENT OF HEALTH (TDH) - CENTRAL LABORATORY		2	8	80%	10
HIGH TOWER ALF LLC		9	1	10%	10
CHILDREN'S HEALTHCARE OF ATLANTA/EGLESTON		10			10
OKLAHOMA STATE DEPARTMENT OF HEALTH-PUBLIC HEALTH LABORATORY			10	100%	10
CBC LAB		3	7	70%	10
PALMS WEST HOSPITAL			10	100%	10
ALABAMA MEDICAL GROUP		10			10
ISLAND COAST PEDIATRICS IN-HOUSE LAB		10			10
WALGREENS - STORE #9479		8	2	20%	10
PANCARE HEALTH - VERNON ELEMENTARY			10	100%	10
PBC PREMIER FAMILY HEALTH			10	100%	10
DOCTORS HOSPITAL LAB MEDICAL OFFICE BUILDING			10	100%	10
DOMINICAN COLLEGE STUDENT HEALTH CENTE		8	2	20%	10
ONEIDA HEALTHCARE CENTER		8	2	20%	10
MINUTECLINIC DIAGNOSTIC OF SC, LLC #7		8	2	20%	10
LAKE BALDWIN CBOC		9	1	10%	10
ARBORS OF GULF BREEZE, THE		8	2	20%	10
NOT INDICATED		1	9	90%	10
BLOOMIN BRANDS WELLNESS CENTER		9	1	10%	10
GO PATH LABORATORIES			10	100%	10
PLYMOUTH HARBOR INCORPORATED		9	1	10%	10
VASCONCELLO COHEN MD PA		9	1	10%	10
MEDEXPRESS URGENT CARE-PETERS TWP		9	1	10%	10
GILCHRIST COUNTY FIRE DEPARTMENT		4	6	60%	10
BROOKDALE PANAMA CITY		9	1	10%	10
MEDEXPRESS URGENT CARE, JOHNSTOWN		9	1	10%	10
WILLIAMSBURGH CHAI CARE		9	1	10%	10
MEDEXPRESS URGENT CARE - WASHINGTON		8	2	20%	10
MONTEFIORE MEDICAL CENTER LABORATORIES - NORTH		10			10
IMMUNOGENOMICS LLC		6	4	40%	10



# COVID-19: testing by laboratory

Data through May 11, 2021 verified as of May 12, 2021 at 09:25 AM

Data in this report are provisional and subject to change.

The numbers in the table below represent the number of Florida and non-Florida residents for whom test results were received by the Department of Health. A person can be tested by more than one laboratory and can have both positive and negative results. **Therefore, the sum of the numbers in each column will be larger than the total number of people tested.**

Reporting lab	Inconclusive	Negative	Positive	Percent positive	Total
CELEBRATION PEDIATRICS PA			10	100%	10
CORONA PATHOLOGY		10			10
VENICE GREEN VILLAGE		3	7	70%	10
NATURE COAST REGIONAL MEDICAL CENTER		1	9	90%	10
ELEMENT PRIMARY CARE LLC		9	1	10%	10
ELLIS HOSPITAL LABORATORY		9	1	10%	10
SEACOAST PATHOLOGY PROFESSIONAL ASSOC		9	1	10%	10
LAWRENCE TECHNOLOGICAL UNIVERSITY		10			10
Centrastate Medical Center		9	1	10%	10
BETTER AT HOME		10			10
NORTON HEALTHCARE			10	100%	10
SARASOTA PERSONAL MEDICINE		7	3	30%	10
BEAUMONT LABORATORY			10	100%	10
BROWARD HEALTH CARE			10	100%	10
CVS NY549POCT RIDGEWOOD		7	3	30%	10
CARESOUTH HHA HOLDINGS OF THE BAY AREA LLC		10			10
MEDEX REGIONAL LABORATORIES LLC		1	9	90%	10
Avalon Healthcare and Rehabilitation Center			10	100%	10
FHPG_EXP CARE W HILLSBOROUGH		1	9	90%	10
CARENOW URGENT CARE - EAST NASHVILLE		8	2	20%	10
MAINSTREET FAMILY CARE			10	100%	10
PRORENATA LABS		2	8	80%	10
SAVANNAH MANOR ASSISTED LIVING COMMUNITY			10	100%	10
CHRISTUS ST VINCENT LABORATORY - ZIA		10			10
NEW JERSEY DEPARTMENT OF HEALTH COMMUNICABLE DISEASE SERVICE		3	7	70%	10
WALK-IN MEDICAL CARE			10	100%	10
GLADES COUNTY DETENTION CENTER		1	9	90%	10
JACKSON CLINIC PA,THE		6	4	40%	10
SOUTHEASTERN PEDIATRIC ASSOCIATES			10	100%	10
DEPARTMENT OF HEALTH AND HUMAN SERVICES LANSING			10	100%	10
CVS DC1340POCT WASHINGTON		10			10
COMMUNITY HEALTH CENTER		2	8	80%	10
ACCESS PHARMACY		10			10
ALBANY MEDICAL CENTER		9	1	10%	10
NORTHSIDE HOSPITAL ATLANTA		4	6	60%	10
PALM BEACH CDH - DELRAY BEACH			10	100%	10
ARCHBOLD MEMORIAL HOSPITAL/LAB		3	7	70%	10
MINUTECLINIC DIAGNOSTIC OF NORTH CAROLINA PC #5341		7	3	30%	10
LONG ISLAND JEWISH FOREST HILLS HOSPITAL		10			10
MINUTE CLINIC INCORPORATE		10			10
CVS IL8751POCT CHICAGO		10			10
MOLECULAR PATHOLOGY LABORATORY			10	100%	10
MIAMI COMPREHENSIVE MEDICINE GROUP PA		4	6	60%	10
MEDICAL LABORATORY DIAGNOSTICS			10	100%	10
BERRYHILL MANOR		10			10
NEUROSCIENCE AND SPINE ASSOCIATES, PL		8	2	20%	10
CVS NJ617POCT CEDAR GROVE		9	1	10%	10

# COVID-19: testing by laboratory

Data through May 11, 2021 verified as of May 12, 2021 at 09:25 AM

Data in this report are provisional and subject to change.

The numbers in the table below represent the number of Florida and non-Florida residents for whom test results were received by the Department of Health. A person can be tested by more than one laboratory and can have both positive and negative results. **Therefore, the sum of the numbers in each column will be larger than the total number of people tested.**

Reporting lab	Inconclusive	Negative	Positive	Percent positive	Total
SUPERIOR RESIDENCES OF CLERMONT		2	8	80%	10
SOUTH FLORIDA ENT ASSOCIATES, INC			10	100%	10
EMORY JOHNS CREEK HOSPITAL		10			10
MINUTE CLINIC DIAG OF IND LLC #8674		10			10
KEY WEST URGENT CARE, INC		3	7	70%	10
COLLIER BLVD HMA PHYSICIAN MANAGEMENT,, LLC			10	100%	10
VETERNANS ADMINISTRATION			10	100%	10
IU HEALTH PATHOLOGY		1	9	90%	10
CITY OF TALLAHASSEE		10			10
KEY TRAINING CENTER			10	100%	10
EMERGENCY MEDICAL CENTER		4	6	60%	10
JOHNS HOPKINS ALL CHILDRENS			10	100%	10
CVS TX7151POCT HUMBLE		9	1	10%	10
DAU ORTHODONTICS		9	1	10%	10
ST JOSEPH'S HOSPITAL NORTH LABORATORY			10	100%	10
MEDEXPRESS URGENT CARE-KATY		7	3	30%	10
ORLANDO MEDICAL CENTER PL		1	9	90%	10
DES PLAINES CLINICAL LAB		3	7	70%	10
WALGREENS #10972	1	9			10
MOSOLF PEDIATRICS			10	100%	10
VILLAGE PLACE HEALTH AND REHAB		9	1	10%	10
DOH-TAMPA BRANCH LABORATORY (MLK BLVD)		4	6	60%	10
BELLE GLADES HEALTH CLINIC			10	100%	10
RPC@HODGES		2	8	80%	10
MINUTECLINIC DIAGNOSTIC OF OHIO #3407		9	1	10%	10
ALABAMA DEPARTMENT OF PUBLIC HEALTH		1	9	90%	10
CVS PHARMACY #8800		8	2	20%	10
EXCEL URGENT CARE OF PARAMUS LLC		10			10
MEDEXPRESS URGENT CARE - FAYETTEVILLE		8	2	20%	10
CREATIVE PHARMACY SOLUTIONS EAST		10			10
ILLINOIS DEPARTMENT OF PUBLIC HEALTH		2	8	80%	10
WHEELER LABORATORY		9	1	10%	10
ROSEMONT GARDENS INC		9	1	10%	10
HEART OF FLORIDA HEALTH CENTER INC		3	7	70%	10
HCR MANORCARE		10			10
CVS CT1123POCT SOUTHBURY		10			10
ANY LAB TEST NOW INC			10	100%	10
CVS NC5591POCT STATESVILLE		7	2	22%	9
MEDEXPRESS URGENT CARE - BATTLE CREEK		6	3	33%	9
MOBILE RESPONSE DIAGNOSTICS LLC		8	1	11%	9
MODMD LABORATORY		9			9
RANDOLPH DIABETES AND WELLNESS		8	1	11%	9
HARMONIOUS HOME HEALTH, LLC		9			9
ST VINCENT'S CHILTON		7	2	22%	9
CVS OH2342POCT WEST CHESTER		7	2	22%	9
MINUTECLINIC, LLC #03268		8	1	11%	9
TRINITY PEDIATRICS			9	100%	9

# COVID-19: testing by laboratory

Data through May 11, 2021 verified as of May 12, 2021 at 09:25 AM

Data in this report are provisional and subject to change.

The numbers in the table below represent the number of Florida and non-Florida residents for whom test results were received by the Department of Health. A person can be tested by more than one laboratory and can have both positive and negative results. **Therefore, the sum of the numbers in each column will be larger than the total number of people tested.**

Reporting lab	Inconclusive	Negative	Positive	Percent positive	Total
EAST SIDE CLINICAL LABORATORY		7	2	22%	9
MINUTECLINIC DIAGNOSTIC OF VIRGINIA, LLC #1656		9			9
ADVENTHEALTH MEDICAL GROUP FAMILY AND INTERNAL		8	1	11%	9
NORTHWEST FLORIDA COMMUNITY HOSPITAL LABORATORY		8	1	11%	9
UHEALTH UNIVERSITY OF MIAMI			9	100%	9
ROSECASTLE			9	100%	9
MINUTE CLINIC #8979		8	1	11%	9
DEPT OF VA MEDICAL CENTER - RICHMOND		8	1	11%	9
CALIFORNIA DEPARTMENT OF PUBLIC HEALTH		3	6	67%	9
VAIL VALLEY MEDICAL CENTER			9	100%	9
OMNI			9	100%	9
ENCOMPASS HEALTH REHABILITATION HOSPI		9			9
MEDICANA NURSING AND REHAB CENTER			9	100%	9
ALLIANCE HEALTH AND REHABILITATION CENTER		9			9
ENCOMPASS HOME HEALTH OF THE SOUTHEAST LLC		9			9
CVS NJ862POCT MARLBORO		8	1	11%	9
FLORIDA HOSPITAL WINTER PARK		7	2	22%	9
CVS GA2841POCT LAWRENCEVILLE		9			9
CVS TN7289POCT SIGNAL MOUNTAIN		9			9
UCARE			9	100%	9
NORTHSIDE HOSPITAL		2	7	78%	9
MAGNOLIA MANOR			9	100%	9
NITIN BAWA PROFESSIONAL ASSOCIATES			9	100%	9
GLEN FALLS HOSPITAL DEPARTMENT OF PATHOLOGY		8	1	11%	9
MEDEXPRESS URGENT CARE - WILLIAMSPORT		8	1	11%	9
BIRMINGHAM VAMC		5	4	44%	9
HEALTHY MINORS PEDIATRIC URGENT CARE		7	2	22%	9
BEAUMONT EMERGENCY CENTER			9	100%	9
CVS MINUTE CLINIC DIAG OF IND LLC #5206		8	1	11%	9
CORE OCCUPATIONAL RESOURCES, LLC		5	4	44%	9
CHELSEA NYC LAB		9			9
WESTCHESTER GENERAL HOSPITAL BLOOD GAS LAB			9	100%	9
SYNEXUS CLINICAL RESEARCH US INC		2	7	78%	9
MINUTECLINIC LLC #5010		7	2	22%	9
URGENT TEAM - NASHVILLE		8	1	11%	9
WEST DADE PEDIATRICS			9	100%	9
WATERFORD AT CREEKSIDE, THE			9	100%	9
ACCESS CARE MEDICAL GROUP LLC		2	7	78%	9
PRIMARY CARE SPECIALISTS OF ORLANDO		8	1	11%	9
MINUTECLINIC DIAGNOSTIC OF OHIO #4401		9			9
WELLSTAR WEST GEORGIA MEDICAL CENTER		8	1	11%	9
BAYFRONT HEALTH ST PETERSBURG		8	1	11%	9
FHPG_EXP CARE PALM HARBOR			9	100%	9
BROOKDALE WEST MELBOURNE			9	100%	9
WINDSOR OF SAN PABLO, THE		6	3	33%	9
Chestnut Park Rehabilitation and Nursing Center		9			9
MEDEXPRESS URGENT CARE - RICHMOND, NINE MILE RD		8	1	11%	9

# COVID-19: testing by laboratory

Data through May 11, 2021 verified as of May 12, 2021 at 09:25 AM

Data in this report are provisional and subject to change.

The numbers in the table below represent the number of Florida and non-Florida residents for whom test results were received by the Department of Health. A person can be tested by more than one laboratory and can have both positive and negative results. **Therefore, the sum of the numbers in each column will be larger than the total number of people tested.**

Reporting lab	Inconclusive	Negative	Positive	Percent positive	Total
ETHOS LABORATORIES		7	2	22%	9
SV DIAGNOSTIC LAB			9	100%	9
SCOTTS PHARMACY		8	1	11%	9
OUR HOME AT BEACON HILL			9	100%	9
REMISE OCCUPATIONAL HEALTH SOLUTIONS INC			9	100%	9
PONTE VEDRA PLASTIC SURGERY		9			9
CHIEFLAND MEDICAL CENTER LLC			9	100%	9
CVS NC2313POCT RALEIGH		7	2	22%	9
New York Harbor Harbor HCS - Brooklyn Campus		8	1	11%	9
CLEARWATER PEDIATRIC CARE		1	8	89%	9
MINUTECLINIC DIAGNOSTIC MED GRP OF CA		8	1	11%	9
PRECISION GENETICS			9	100%	9
FLORIDA MENTOR		7	2	22%	9
CVS TX10016POCT PRINCETON		9			9
MINUTECLINIC, LLC #09202		7	2	22%	9
NORTHSHORE UNIVERSITY HEALTHSYSTEM EVANSTON HOSPITAL LAB			9	100%	9
PENSACOLA CLUSTER			9	100%	9
MANATEE COUNTY CENTRAL JAIL		9			9
CVS RI1717POCT 1 CVS DR			9	100%	9
LOREY ALF		9			9
HEALTH AND WELLNESS CENTER		1	8	89%	9
ORLANDO HEALTH PHYSICIAN GROUP INC		6	3	33%	9
FLORIDA CENTER FOR DERMATOLOGY LABORATORY			9	100%	9
CVS NC3319POCT CHARLOTTE		6	3	33%	9
COMPASS PROVIDENCE URGENT CARE LLLP			9	100%	9
Consulate Health Care of Brandon		7	2	22%	9
CVS PA4077POCT BELLE VERNON		9			9
WADSWORTH CENTER - DAVID AXELROD INSTITUTE		8	1	11%	9
MEDEXPRESS URGENT CARE - STAUNTON		5	4	44%	9
WINTER PARK INTERNAL MEDICINE MD PA		7	2	22%	9
WINDSOR OF GAINESVILLE		9			9
MEDEXPRESS URGENT CARE - SWANSEA, N ILLINOIS ST		8	1	11%	9
MINUTECLINIC DIAGNOSTIC OF TN PC #242		6	3	33%	9
SOMA MEDICAL CENTER MD PA #7 PEDIATRICS			9	100%	9
GCPM MANUAL MICROBIOLOGY		1	8	89%	9
CITYMD		1	8	89%	9
NEMOURS CHILDREN'S PRIMARY CARE VERO BEACH			9	100%	9
MINUTECLINIC MINUTECLINIC #4977		5	4	44%	9
MINUTECLINIC DIAGNOSTIC OF NEVADA #87		4	5	56%	9
LAKELAND VOLUNTEERS IN MEDICINE INC		7	2	22%	9
CVS NC3803POCT MOORESVILLE		8	1	11%	9
CVS CT1109POCT BETHEL		9			9
CIAN DIAGNOSTICS			9	100%	9
MEDEXPRESS ELKINS		9			9
CVS PHARMACY NO 274		9			9
INSPIRED LIVING AT PALM BAY		7	2	22%	9
JUPITER CLINIC			9	100%	9

# COVID-19: testing by laboratory

Data through May 11, 2021 verified as of May 12, 2021 at 09:25 AM

Data in this report are provisional and subject to change.

The numbers in the table below represent the number of Florida and non-Florida residents for whom test results were received by the Department of Health. A person can be tested by more than one laboratory and can have both positive and negative results. **Therefore, the sum of the numbers in each column will be larger than the total number of people tested.**

Reporting lab	Inconclusive	Negative	Positive	Percent positive	Total
CHILDREN'S HEALTH CENTER INC.		7	2	22%	9
MINUTECLINIC #2860		6	3	33%	9
MINUTE CLINIC DIAGNOSTIC OF VIRGINIA, LLC #7543		7	2	22%	9
SKR MEDICAL ADVISORS		9			9
KINDRED_AIMS		9			9
ST. CLOUD PHARMACY AND WELLNESS CENTER		5	4	44%	9
MED + URGENT MEDICAL CARE SERVICES		9			9
MINUTECLINIC DIAGNOSTIC OF NORTH CAROLINA PC #7054		6	3	33%	9
MILLER COUNTY HOSPITAL		9			9
BUENA VIDA ESTATES			9	100%	9
CVS MINUTE CLINIC DIAGNOSTIC OF NEW JERSEY		9			9
Sunset Lake Health and Rehabilitation Center		8	1	11%	9
PATEL MEDICAL VENTURES		8	1	11%	9
MEDICAL CENTER, THE		8	1	11%	9
MINUTECLINIC DIAG OF IND LLC #8651		8	1	11%	9
BREVARD FAMILY WALK IN CLINIC			9	100%	9
WELLSTAR ATLANTA MEDICAL CENTER LABORA		8	1	11%	9
BRENNITY AT VERO BEACH, THE			9	100%	9
PEDIATRIC HEALTH CARE ALLIANCE			9	100%	9
MINUTE CLINIC, LLC #1434		8	1	11%	9
MINUTE CLINIC LLC #1448		8	1	11%	9
MARINA ISLE ASSISTED LIVING		9			9
CAYUGA COUNTY HEALTH DEPARTMENT		8	1	11%	9
PUTNAM FAMILY CARE INC		3	6	67%	9
NASSAU UNIVERSITY MEDICAL CENTER DEPT		8	1	11%	9
DISCOVERY VILLAGE AT STUART		5	4	44%	9
HENDRY/GLADES COUNTY HEALTH DEPARTMENT		8	1	11%	9
SUNCREST OMNI		9			9
VETERANS AFFAIRS MEDICAL CENTER - OUTPATIENT			9	100%	9
CVS MINUTE CLINIC DIAGNOSTIC OF KANSAS, PA		9			9
CHAPTERS HEALTH HOSPICE		9			9
MEDERI CARETENDERS VS OF SE FL LLC DBA		8	1	11%	9
ORLANDO FAMILY PHYSICIANS			9	100%	9
SUPREME LABORATORY			9	100%	9
CVS OH3476POCT TIPP CITY		8	1	11%	9
PALM BAY URGENT CARE PL		1	8	89%	9
DIXITKUMAR N MODI MD PA			9	100%	9
HOME CARE PHARMACY OF PALM COAST INC		9			9
MIDMICHIGAN MEDICAL CENTER			9	100%	9
MOULTRIE CREEK NURSING AND REHAB			9	100%	9
CONSULATE HEALTH CARE		7	1	13%	8
DEPARTMENT OF HEALTH- CITRUS COUNTY		1	7	88%	8
MEDEXPRESS URGENT CARE - CULPEPER		8			8
CVS KY4779POCT LOUISVILLE		6	2	25%	8
CVS NJ715POCT WAYNE		8			8
UNIVERSITY OF WASHINGTON MEDICAL CENTER			8	100%	8
CVS NV9841POCT RENO		4	4	50%	8

# COVID-19: testing by laboratory

Data through May 11, 2021 verified as of May 12, 2021 at 09:25 AM

Data in this report are provisional and subject to change.

The numbers in the table below represent the number of Florida and non-Florida residents for whom test results were received by the Department of Health. A person can be tested by more than one laboratory and can have both positive and negative results. **Therefore, the sum of the numbers in each column will be larger than the total number of people tested.**

Reporting lab	Inconclusive	Negative	Positive	Percent positive	Total
Florida Clinical Laboratory		1	7	88%	8
LEMOYNE COLLEGE WELLNESS CENTER FOR		8			8
CVS MA507POCT LEOMINSTER		6	2	25%	8
LOVELACE MEDICAL CENTER		8			8
MINUTECLINIC # 21110		6	2	25%	8
HACKENSACK UNIV MED CTR-PATHOLOGY DEPT		8			8
MEDEXPRESS URGENT CARE - YORK		5	3	38%	8
PARTNERS PHARMACY OF FLORIDA LLC		8			8
Nashville Central Laboratory		8			8
MINUTECLINIC DIAGNOSTIC OF RHODE ISLAN		8			8
MID-HUDSON VALLEY DIVISION OF WESTCHESTER MEDICAL		8			8
DORAL URGENT CARE			8	100%	8
CVS SC2250POCT COLUMBIA		8			8
BEECHTREE MOLECULAR LAB LLC			8	100%	8
MONROE URGENT CARE		7	1	13%	8
COMPREHENSIVE CLINICAL RESEARCH, LLC			8	100%	8
SEA LEVEL LABS			8	100%	8
ORMOND BEACH CENTRA CARE			8	100%	8
APEX HOME HEALTH CARE		7	1	13%	8
CVS OH2543POCT CANFIELD		5	3	38%	8
CVS MD4371POCT OCEAN CITY		8			8
ALL CHILDREN'S HOSPITAL		1	7	88%	8
MINUTE-CLINIC DIAGNOSTIC OF VIRGINIA, LLC #3949		8			8
BLOOMING GARDENS OF CARE INC		8			8
INTERNAL MEDICINE ASSOCIATES OF JACKSON HOSPITAL			8	100%	8
PAUL GRECO MD CONCIERGE MEDICAL SERVICES PL		8			8
MARTHA A PRICE MD PA		3	5	63%	8
ALLEGRO - TAMPA	1	4	3	38%	8
URGENT TEAM - MUSCLE SHOALS		8			8
BAPTIST OUTPATIENT			8	100%	8
TRUSTBRIDGE			8	100%	8
LEWIS COUNTY MANOR		8			8
SLOPESIDE LABS AND TESTING, LLC - THE HIDEOUT AT BUTTERMILK MOUNTAIN		8			8
PM PEDIATRICS OF BAYSIDE PLLC		8			8
CAREPOINT CLINIC		5	3	38%	8
NORTHERN DUTCHESS HOSPITAL LABORATORY		6	2	25%	8
BENEVA LAKES HEALTHCARE & REHAB CENTER			8	100%	8
STATEN ISLAND CHAI CARE		7	1	13%	8
MEDEXPRESS - WILMINGTON CONCORD PIKE		7	1	13%	8
PALM BEACH COUNTY HEALTH DEPARTMENT LABORATORY			8	100%	8
MINUTE CLINIC DIAGNOSTIC OF PENNSYLVANIA		8			8
CVS OH3458POCT BEAVERCREEK		8			8
LONGWOOD FAMILY MEDICINE		2	6	75%	8
Enterprise Health and Rehabilitation Center		8			8
CVS MD1881POCT DUNKIRK		8			8
TERRACINA LLC		2	6	75%	8
EP LTC PHARMACY		6	2	25%	8

# COVID-19: testing by laboratory

Data through May 11, 2021 verified as of May 12, 2021 at 09:25 AM

Data in this report are provisional and subject to change.

The numbers in the table below represent the number of Florida and non-Florida residents for whom test results were received by the Department of Health. A person can be tested by more than one laboratory and can have both positive and negative results. **Therefore, the sum of the numbers in each column will be larger than the total number of people tested.**

Reporting lab	Inconclusive	Negative	Positive	Percent positive	Total
LAB UNKNOWN		6	2	25%	8
PHOEBE PUTNEY MEMORIAL HOSPITAL		8			8
THE WOLFF CENTER FOR CHILD & ADOLESCENT HEALTH			8	100%	8
NORTHEAST ALABAMA REGIONAL MEDICAL CENTER		5	3	38%	8
CVS IN6551POCT MOORESVILLE		7	1	13%	8
PUTNAM COUNTY EMERGENCY RESCUE SERVICE		5	3	38%	8
CLAY PRIMARY & FAMILY CARE LLC			8	100%	8
VENTURA HEALTH AND REHABILITATION CENTER		7	1	13%	8
SOMA MEDICAL CENTER PA #3 GREENACRES			8	100%	8
BIOTECH PHARMACEUTICAL GROUP LLC			8	100%	8
CVS NC7057POCT SHELBY		6	2	25%	8
CVS PA2582POCT SPRINGFIELD		6	2	25%	8
CVS ME329POCT PORTLAND		8			8
MEDEXPRESS URGENT CARE - MIDLOTHIAN		7	1	13%	8
LAKE PEDIATRICS			8	100%	8
AIRCARE INTERNATIONAL		7	1	13%	8
MEDEXPRESS URGENT CARE, BUTLER		5	3	38%	8
MEDEXPRESS URGENT CARE - IRVING		8			8
INVESCLINIC US, LLC		8			8
VENICE REGIONAL MEDICAL CENTER			8	100%	8
DOCTOR'S IN HOUSE LAB			8	100%	8
MARION OAKS ASSISTED LIVING		8			8
PROVIDENCE LABORATORY SERVICES		8			8
CVS IL8747POCT CHICAGO		8			8
MINUTECLINIC, LLC #05038		8			8
CVS NJ836POCT RUNNEMEDE		8			8
CENTREX CLINICAL LABS INC		8			8
CVS IN3975POCT JEFFERSONVILLE		5	3	38%	8
WHITE SANDS OUTPATIENT SERVICES (WSOP SERVICES LLC)		8			8
HOLY NAME MEDICAL CENTER	1	6	1	13%	8
GENE STREET LABORATORIES, LLC		6	2	25%	8
MEDEXPRESS URGENT CARE MORGANTOWN		8			8
EMBRY-RIDDLE AERONAUTICAL UNIVERSITY HEALTH			8	100%	8
HEALTHMARK REGIONAL HOSPITAL LAB		4	4	50%	8
FOUNTAINVIEW BY FIVE STAR QUALITY CARE		7	1	13%	8
MAGNOLIA PEDIATRICS GROUP LLC			8	100%	8
KIS URGENT CARE			8	100%	8
CIGNA ONSITE HEALTH LLC		2	6	75%	8
MEDEXPRESS URGENT CARE MURRYSVILLE		6	2	25%	8
WELLIGENT		1	7	88%	8
MEDEXPRESS URGENT CARE - GLENDALE		8			8
MINUTECLINIC DIAG OF IND, LLC #10190		7	1	13%	8
ALACHUA COUNTY HEALTH DEPARTMENT		1	7	88%	8
ATLANTIC CONSOLIDATED LABORATORY		8			8
AFC/DOCTORS EXPRESS NORTH BERGEN		6	2	25%	8
ST CLOUD PHYSICIAN MANAGMENT LLC		7	1	13%	8
PBC FOUND CARE INC			8	100%	8

# COVID-19: testing by laboratory

Data through May 11, 2021 verified as of May 12, 2021 at 09:25 AM

Data in this report are provisional and subject to change.

The numbers in the table below represent the number of Florida and non-Florida residents for whom test results were received by the Department of Health. A person can be tested by more than one laboratory and can have both positive and negative results. **Therefore, the sum of the numbers in each column will be larger than the total number of people tested.**

Reporting lab	Inconclusive	Negative	Positive	Percent positive	Total
MINUTE CLINIC DIAGNOSTIC OF MICHIGAN PC		8			8
X-GENE MOLECULAR LABS		1	7	88%	8
CHARLOTTE COUNTY HEALTH DEPARTMENT	1	2	5	63%	8
DOTHAN PEDIATRIC CLINIC			8	100%	8
MEDEXPRESS URGENT CARE - CLARKSBURG		7	1	13%	8
WYOMING COUNTY COMMUNITY HOSPITAL LABORATORY		8			8
LAKE CONWAY URGENT CARE LLC		2	6	75%	8
FLORIDA HEART AND VASCULAR MULTISPECIALTY GROUP		8			8
VERMONT DEPARTMENT OF HEALTH		1	7	88%	8
ADVANCED RESEARCH FOR HEALTH IMPROVEMENT		6	2	25%	8
NORTHDALE REHABILITATION CENTER			8	100%	8
NEOGENOMICS LABORATORIES, INC		8			8
SUNSHINE STATE DIALYSIS			8	100%	8
OSWEGO HOSPITAL LABORATORY		7	1	13%	8
Robert Wood Johnson University Hospital		6	2	25%	8
CVS CA9721POCT ARCADIA		8			8
CHIEFLAND MEDICAL CENTER		1	7	88%	8
DOH JACKSONVILLE CENTRAL LABORATORY		3	5	63%	8
SURGOINSVILLE PHARMACY		8			8
HERNANDO PASCO HOSPICE INC		7	1	13%	8
MINUTECLINIC DIAGNOSTIC OF OHIO #7790		6	2	25%	8
MEDEXPRESS URGENT CARE - STATE COLLEGE		6	2	25%	8
SYLVESTER AT PLANTATION LABORATORY		7	1	13%	8
CVS TX8387POCT AUSTIN		8			8
JX REF LAB			8	100%	8
CVS HEALTH, #1994		6	2	25%	8
INTERNAL MEDICINE AND AESTHETICS OF NAPLES LLC		8			8
CVS MO8556POCT KANSAS CITY		7	1	13%	8
ADVENTHEALTH ORLANDO INTERNATIONAL AIRPORT			8	100%	8
PANCARE HEALTH - KATE SMITH ELEMENTARY		1	7	88%	8
CVS IN6713POCT BLOOMINGTON		8			8
NORTHSIDE GWINNETT HOSPITAL		7	1	13%	8
DOCTOR'S IN-HOUSE LAB/COMMUNITY HEALTH CENTERS OF PINELLAS - CLEARWATE			8	100%	8
PHYSICIANS FOR CHILDREN			8	100%	8
DR. PHILLIPS MEDICAL WELLNESS CENTER		4	4	50%	8
Charles George VAMC		8			8
HARBORCHASE OF DR PHILLIPS		7	1	13%	8
SARAH LAWRENCE COLLEGE HEALTH SERVICES		8			8
FLORIDA DEPARTMENT OF HEALTH IN SARASOTA COUNTY		7	1	13%	8
DASCENA LABORATORY			8	100%	8
DANIEL M LIBBY MD PLLC		8			8
NORTH PINELLAS CHILDRENS MEDICAL CENTER INC			8	100%	8
SANITAS LAUDERDALE LAKES			8	100%	8
The Grand at Rome Nursing and Rehabilitation		8			8
OHIO DEPARTMENT OF HEALTH			8	100%	8
BARTON PARKER OD PC		8			8
MINUTECLINIC DIAGNOSTIC OF VIRGINIA, LLC #1980		6	2	25%	8



# COVID-19: testing by laboratory

Data through May 11, 2021 verified as of May 12, 2021 at 09:25 AM

Data in this report are provisional and subject to change.

The numbers in the table below represent the number of Florida and non-Florida residents for whom test results were received by the Department of Health. A person can be tested by more than one laboratory and can have both positive and negative results. **Therefore, the sum of the numbers in each column will be larger than the total number of people tested.**

Reporting lab	Inconclusive	Negative	Positive	Percent positive	Total
CARE ATC - CITY OF BOYNTON BEACH	1	2	5	63%	8
FHCP-ORANGE CITY			8	100%	8
GOLISANO CHILDREN'S HOSPITAL OF SOUTHWEST FLORIDA		6	2	25%	8
NOVADX		2	6	75%	8
TERENCE B MITCHELL MD, INC		4	4	50%	8
GULF COAST PEDIATRICS OF SARASOTA PA		1	7	88%	8
ST CHARLES HOSPITAL LABORATORY		8			8
CVS CT718POCT ANSONIA		8			8
ST. JOSEPH HOSPITAL AND HEALTH CARE INC.			8	100%	8
ALLINA HEALTH - ABBOTT NORTHWESTERN HOSPITAL		5	3	38%	8
ROBERT WOOD JOHNSON HOSPITAL		7	1	13%	8
MINUTECLINIC #2797		8			8
MINUTECLINIC, LLC #03965		8			8
COMPASSION PEDIATRICS		3	5	63%	8
COMPASSION PEDIATRIC URGENT CARE LLC		2	6	75%	8
MEDEXPRESS URGENT CARE - TARENTUM		6	2	25%	8
LIFE CARE CITRUS COUNTY			8	100%	8
CAPRONA GROUP HOME		2	6	75%	8
HUNTINGTON VILLAGE URGENT CARE		8			8
EXECUTIVE MEDICAL SERVICES		8			8
GENEUS DIAGNOSTICS			8	100%	8
CVS MA1022POCT CAMBRIDGE		8			8
THE READING HOSPITAL & MEDICAL CENTER			8	100%	8
MEDEXPRESS URGENT CARE - HOT SPRINGS		8			8
NYU WINTHROP LABORATORY		8			8
Baptist Village Retirement Communities		8			8
MINUTECLINIC, LLC #1796		7	1	13%	8
GEISINGER MEDICAL CENTER		2	6	75%	8
TRUE HEALTH		5	3	38%	8
MEDEXPRESS URGENT CARE-PASADENA		8			8
CVS PA1074POCT KENNETT SQUARE		7	1	13%	8
CVS GA7064POCT STOCKBRIDGE		8			8
MINUTE-CLINIC DIAGNOSTIC OF VIRGINIA, LLC #794		7	1	13%	8
FHMG_FM AND IM AVALON PARK		2	6	75%	8
MEDEXPRESS URGENT CARE - MT LEBANON		5	3	38%	8
DIAGNOSTIC CLINIC		7	1	13%	8
PIEDMONT HENRY HOSPITAL, INC		8			8
NYU WINTHROP HOSPITAL PATHOLOGY		7			7
HELIX MEDICAL CENTERS		1	6	86%	7
WATAUGA MEDICAL CENTER		4	3	43%	7
LIZS ADULT CARE		7			7
LOUISIANA DEPT OF HEALTH			7	100%	7
MINUTECLINIC, LLC (CLINIC 10928)		7			7
ST CHARLES BEND LABORATORY		6	1	14%	7
THE PALMS REHABILITATION AND HEALTHCARE CENTER		5	2	29%	7
MEDEXPRESS - COLLINSVILLE BELT LINE		5	2	29%	7
PARADISE VILLA ALF INCORPORATED		7			7

# COVID-19: testing by laboratory

Data through May 11, 2021 verified as of May 12, 2021 at 09:25 AM

Data in this report are provisional and subject to change.

The numbers in the table below represent the number of Florida and non-Florida residents for whom test results were received by the Department of Health. A person can be tested by more than one laboratory and can have both positive and negative results. **Therefore, the sum of the numbers in each column will be larger than the total number of people tested.**

Reporting lab	Inconclusive	Negative	Positive	Percent positive	Total
Thermopolis Rehabilitation Wellness		7			7
NOVANT HEALTH INPATIENT CARE		2	5	71%	7
CVS SC4382POCT SPARTANBURG		7			7
MINUTE CLINIC LLC #1831		7			7
SOUTH COM HEALTH CLINIC, DEPT. OF THE ARMY		7			7
YORK HOSPITAL: MICROBIOLOGY			7	100%	7
USCG SECTOR ST PETE		3	4	57%	7
CVS TX4397POCT CYPRESS		7			7
Parkside Villa		7			7
Rutgers Health Rwj University Hospital - Laboratory		4	3	43%	7
MINUTECLINIC DIAG OF IND, LLC #6648		5	2	29%	7
MEDEXPRESS URGENT CARE - BLUEFIELD		6	1	14%	7
FLORIDA HOSPITAL APOPKA		6	1	14%	7
LEVY COUNTY SHERRIF'S DEPT			7	100%	7
MEDEXPRESS URGENT CARE-SCOTT TOWNSHIP		6	1	14%	7
TESTD			7	100%	7
AVON PARK PEDIATRICS			7	100%	7
DIXIE COUNTY EMERGENCY SERVICES		1	6	86%	7
COMMUNITY HEALTH CENTERS OF PINELLAS, INC		4	3	43%	7
QUE		4	3	43%	7
MINUTECLINIC DIAGNOSTIC OF VIRGINIA, LLC		7			7
MIAMI BEACH COMMUNITY HEALTH CENTER INC			7	100%	7
FLORIDA SCHOOL FOR THE DEAF AND THE BLIND			7	100%	7
EASTERN FLORIDA STATE COLLEGE - PALM BAY CAMPUS			7	100%	7
SCHOOL OF PHARMACY AND PHARMACEUTICAL		7			7
CVS CA9103POCT ESCONDIDO		7			7
NU WAVE MEDICAL CENTER			7	100%	7
PENN MEDICINE PRINCETON MEDICAL CENTER		6	1	14%	7
NEMOURS CHILDRENS, LAKE NONA			7	100%	7
EXPICARE NURSING AGENCY, INC		5	2	29%	7
KEYSTONE PLACE AT NAPLES PRESERVE		4	3	43%	7
FLORIDA PREMIER MEDICAL CARE PA			7	100%	7
MEDEXPRESS URGENT CARE PORT HURON		6	1	14%	7
SANFORD MOBILE LAB		1	6	86%	7
BAYCARE MEDICAL GROUP, INC		6	1	14%	7
EXPRESS CARE OF TAMPA BAY		5	2	29%	7
SOUTHERN CORRECTIONAL MEDICINE LLC		7			7
PALM GARDEN OF SUN CITY			7	100%	7
PRIMBIO RESEARCH INSTITUTE LLC		7			7
VICTORIAN MANOR		2	5	71%	7
MEDEXPRESS URGENT CARE - EWING		7			7
SOUTHEAST GEORGIA HEALTH SYSTEM, INC D		7			7
GUTHRIE CORNING HOSPITAL LABORATORY		7			7
MEDEXPRESS URGENT CARE - HOLLINS		7			7
LYNMOORE,THE		7			7
BELL-MINOR HOME		7			7
CARENOW URGENT CARE-SOUTHLAKE			7	100%	7

# COVID-19: testing by laboratory

Data through May 11, 2021 verified as of May 12, 2021 at 09:25 AM

Data in this report are provisional and subject to change.

The numbers in the table below represent the number of Florida and non-Florida residents for whom test results were received by the Department of Health. A person can be tested by more than one laboratory and can have both positive and negative results. **Therefore, the sum of the numbers in each column will be larger than the total number of people tested.**

Reporting lab	Inconclusive	Negative	Positive	Percent positive	Total
CVS NC5532POCT SUMMERFIELD		7			7
CVS PA2687POCT EXTON		7			7
CVS OH6123POCT CINCINNATI		5	2	29%	7
WALGREENS #10264		7			7
CVS PA813POCT RICHBORO		7			7
PANCARE HEALTH - HOSFORD SCHOOL			7	100%	7
WEXFORD HEALTH SOURCES INC		7			7
HAPPY KIDZ PEDIATRICS PL		6	1	14%	7
EL PARAISO HOME INC		7			7
MEDEXPRESS URGENT CARE-DUBOIS		7			7
CAMELLIA AT DEERWOOD		2	5	71%	7
NORTH FLORIDA MEDICAL CENTERS INC		1	6	86%	7
NEW YORK PHYSICIANS LLP		7			7
CVS PA1296POCT DREXEL HILL		5	2	29%	7
TRUE HEALTH DIAGNOSTICS		1	6	86%	7
NEMOURS CHILDREN'S HOSPITAL			7	100%	7
NORTHSIDE MEDICAL CENTER		7			7
CARENOW URGENT CARE-MADISON		7			7
PEDIATRICS OF CENTRAL FLORIDA		5	2	29%	7
CVS NC3853POCT BURLINGTON		5	2	29%	7
WOMENS CARE FLORIDA LLC		5	2	29%	7
WALGREENS #03287		7			7
CVS SC5479POCT INDIAN LAND		6	1	14%	7
SUPERIOR RESIDENCES AT CALA HILLS		7			7
LEPE'S HOUSE			7	100%	7
CVS TX1104POCT ALLEN		6	1	14%	7
SOUTHEAST GEORGIA HEALTH SERVICES, LLC		7			7
FRESENIUS KIDNEY CARE FORT WALTON BEACH			7	100%	7
CVS NC6402POCT DAVIDSON		4	3	43%	7
LAWTON CHILES HEALTH CENTER		1	6	86%	7
GREENVILLE MEMORIAL HOSPITAL LAB			7	100%	7
MANATEE PEDIATRICS			7	100%	7
WILDLIGHT LAB			7	100%	7
TREASURE COAST INFECTIOUS DISEASE CONSULTANTS		4	3	43%	7
PEDIATRICS URGENT CARE, LLC			7	100%	7
FLORIDA CANCER SPECIALISTS & RESEARCH INSTITUTE		6	1	14%	7
COVID TESTING LLC			7	100%	7
COMPLETE FAMILY CARE, LLC/UNIVERSITY OF SAINT MARY		7			7
CVS MA299POCT WORCESTER		7			7
NELSON BIOLOGICAL			7	100%	7
MD NOW MEDICAL CENTER			7	100%	7
CVS OH2518POCT COLUMBUS		6	1	14%	7
DEVANSH LAB WERKS		1	6	86%	7
OCALA FAMILY MEDICAL CENTER		7			7
FAMILY MEDICINE MEDICAL DRIVE		7			7
GENTRY PARK ORLANDO ASSISTED LIVING		6	1	14%	7
BLACK STALLION WALK IN AND EXERCISE CLINICS LLC		4	3	43%	7

# COVID-19: testing by laboratory

Data through May 11, 2021 verified as of May 12, 2021 at 09:25 AM

Data in this report are provisional and subject to change.

The numbers in the table below represent the number of Florida and non-Florida residents for whom test results were received by the Department of Health. A person can be tested by more than one laboratory and can have both positive and negative results. **Therefore, the sum of the numbers in each column will be larger than the total number of people tested.**

Reporting lab	Inconclusive	Negative	Positive	Percent positive	Total
FLORIDA HOSPITAL KISSIMMEE		4	3	43%	7
BOONE DRUG & HEALTHCARE AT DEERFIELD			7	100%	7
ADVENTHEALTH MEDICAL GROUP INTERNAL MEDICINE AT		2	5	71%	7
DEPARTMENT OF HEALTH AND HUMAN SERVICES STATE OF NEW HAMPSHIRE			7	100%	7
HEALTH CARE LABORATORY SERVICES		1	6	86%	7
MINUTECLINIC MINUTECLINIC #921		6	1	14%	7
BROWNE MEDICAL LLC		5	2	29%	7
Hiawatha Care Center		7			7
MCR HEALTH LAWTON CHILES ADMINISTRATION STE A		1	6	86%	7
Bon Secours Place		6	1	14%	7
PERSONAL PHYSICIAN CARE PA			7	100%	7
LAKE NONA PEDIATRICS IN ASSOCIATION WITH NEMOURS		5	2	29%	7
CVS OH3080POCT HUBER HEIGHTS		6	1	14%	7
MINUTECLINIC DIAG OF IND LLC #1138		6	1	14%	7
GRACE WELLNESS CENTER LLC		6	1	14%	7
DALLAS COUNTY HEALTH AND HUMAN SERVICES			7	100%	7
DOCTORS HOSPITAL OF AUGUSTA		7			7
ADVENTHEALTH CELEBRATION EMPLOYEE CLINIC		7			7
IRL MARKET LAB			7	100%	7
WALGREENS #09304		5	2	29%	7
INDIANA STATE DEPARTMENT OF HEALTH LABORATORIES			7	100%	7
CVS TN7698POCT KNOXVILLE		7			7
ST. LUCIE COUNTY HEALTH DEPARTMENT		5	2	29%	7
DOTHAN WEST FAMILY MEDICINE		5	2	29%	7
NON-US			7	100%	7
LAKE CITY CORRECTIONAL FACILITY			7	100%	7
TIFT REGIONAL HLTH SYSTEM, INC DBA SOU		7			7
CVS TN4624POCT KNOXVILLE		6	1	14%	7
IAN C BOYKIN MD		4	3	43%	7
WALGREENS #09475		6	1	14%	7
BRADENTON PHYSICIANS MEDICAL CENTER			7	100%	7
MEDEXPRESS URGENT CARE, CHAMBERSBURG		6	1	14%	7
CRESTWOOD MEDICAL CENTER		5	2	29%	7
CVS TX8322POCT AUSTIN		7			7
MINUTECLINIC DIAGNOSTIC OF KENTUCKY		7			7
GRACE REHABILITATION CENTER OF VERO BEACH		4	3	43%	7
LEE COUNTY HEALTH DEPARTMENT		4	3	43%	7
CVS MA1852POCT MEDWAY		7			7
PURECARE PHARMACY		6	1	14%	7
MINUTECLINIC DIAGNOSTIC OF OHIO #6147		6	1	14%	7
CVS NM8918POCT ALBUQUERQUE		7			7
ECLRS		2	5	71%	7
DIAGNOSTIC & MEDICAL SPECIALISTS OF GREENWICH		5	2	29%	7
BALTIMORE CITY HEALTH DEPT COMMUNICABLE DISEASES AND EPIDEMIOLOGY			7	100%	7
WALGREENS #07589		6	1	14%	7
OCALA REGIONAL KIDNEY CENTER EAST		2	5	71%	7
ENTRUST IMMEDIATE CARE			7	100%	7

# COVID-19: testing by laboratory

Data through May 11, 2021 verified as of May 12, 2021 at 09:25 AM

Data in this report are provisional and subject to change.

The numbers in the table below represent the number of Florida and non-Florida residents for whom test results were received by the Department of Health. A person can be tested by more than one laboratory and can have both positive and negative results. **Therefore, the sum of the numbers in each column will be larger than the total number of people tested.**

Reporting lab	Inconclusive	Negative	Positive	Percent positive	Total
GAINESVILLE PEDIATRIC ASSOCIATES		1	6	86%	7
GALLUP INDIAN MEDICAL CENTER		7			7
Ocoee Health Care Center		7			7
FLORIDA DEPARTMENT OF HEALTH IN MIAMI DADE COUNTY		5	2	29%	7
KENDALL REGIONAL MEDICAL CNTR			7	100%	7
DOCTORS CLINICAL LABORATORY, INC		5	2	29%	7
MINUTECLINIC DIAGNOSTICS OF IND LLC		4	3	43%	7
ABBNEY MANOR RETIREMENT RESIDENCE INC		7			7
BROOKDALE LAKE ORIENTA			7	100%	7
FLORIDA DIGESTIVE AND LIVER SPECIALIST		7			7
DELAWARE DEPARTMENT OF HEATH		6	1	14%	7
MINUTECLINIC DIAGNOSTIC OF OHIO #2964		7			7
CVS AZ9210POCT SCOTTSDALE		7			7
MINUTECLINIC OF NEVADA-2955 S FT APACH		7			7
ADVENT HEALTH APOPKA		3	4	57%	7
MINUTECLINIC DIAG OF IND LLC #6998		6	1	14%	7
SHEEPSHEAD BAY URGENT CARE		7			7
DOCTOR'S IN-HOUSE LAB/COMMUNITY HEALTH CENTERS OF PINELLAS -PINELLAS P			7	100%	7
MINUTECLINIC, LLC #1452		7			7
OPTUM PRIMARY CARE - FOUNTAIN OAKS		3	4	57%	7
MEDEXPRESS URGENT CARE-MUNCIE		7			7
CVS CA8850POCT HUNTINGTON BEACH		6	1	14%	7
MAXHEALTH		5	2	29%	7
CVS GA5622POCT DALLAS		5	2	29%	7
CVS IN8669POCT INDIANAPOLIS		6	1	14%	7
MEDEXPRESS URGENT CARE-NESHANNOCK TWP		6	1	14%	7
APC PEDIATRICS			7	100%	7
HEARTLAND PEDIATRICS OF LAKE PLACID			7	100%	7
RIVER OAKS TREATMENT CENTER			7	100%	7
CARESOUTH HHA HOLDINGS OF TALLAHASSEE LLC		7			7
JUPITER ISLAND PUBLIC SAFETY		5	2	29%	7
CVS NJ837POCT MARLTON		7			7
KANSAS DEPARTMENT OF HEALTH		2	5	71%	7
Lenox on the Lake			7	100%	7
PENINSULA CARE AND REHABILITATION CENTER			7	100%	7
Consulate Health Care at West Altamonte			7	100%	7
YAZJI PEDIATRIC CARE LLC DBA TUKA PEDIATRICS			7	100%	7
CVS PA5241POCT CHALFONT		7			7
BETH ISRAEL DEACONESS MEDICAL CENTER			7	100%	7
MINUTECLINIC DIAGNOSTIC OF KANSAS PA		7			7
HOLY GARDEN ALF, INC.		7			7
CVS NV2928POCT LAS VEGAS		6			6
GENTLE MEDICINE ASSOCIATES / DR. REGINE BATAILLE		6			6
PUBLIC HEALTH LAB		6			6
Mitchell Hollingsworth Nursing and Rehab		6			6
CVS MA1845POCT WILMINGTON		5	1	17%	6
PROGRESS PHARMACY INC		1	5	83%	6

# COVID-19: testing by laboratory

Data through May 11, 2021 verified as of May 12, 2021 at 09:25 AM

Data in this report are provisional and subject to change.

The numbers in the table below represent the number of Florida and non-Florida residents for whom test results were received by the Department of Health. A person can be tested by more than one laboratory and can have both positive and negative results. **Therefore, the sum of the numbers in each column will be larger than the total number of people tested.**

Reporting lab	Inconclusive	Negative	Positive	Percent positive	Total
CVS OK6225POCT EDMOND		6			6
IVY ROSEN MD PLLC		6			6
MINUTECLINIC DIAGNOSTIC OF OHIO #6139		6			6
RAPID MEDLAB (004MO)		5	1	17%	6
THE WINDSOR OF OCALA		2	4	67%	6
CVS TN6414POCT SMYRNA		4	2	33%	6
AMERICAN MEDICAL RESPONSE - DENVER		3	3	50%	6
CVS SC4122POCT TAYLORS		6			6
BOYKIN		6			6
FAMILY TREE PRIMARY CARE		5	1	17%	6
CAREWELL 301 - WARWICK			6	100%	6
CVS TX10140POCT THE WOODLANDS		5	1	17%	6
MERCY URGENT CARE			6	100%	6
PENN NURSING CENTER		6			6
MEDEXPRESS URGENT CARE - WEIRTON		6			6
MEDEXPRESS URGENT CARE - LOGAN		6			6
Kennedy University Hospital		5	1	17%	6
CVS OH3393POCT AURORA		5	1	17%	6
PELICAN LANDING		1	5	83%	6
ATLANTIC COMMUNITY HIGH SCHOOL		5	1	17%	6
HUNTERS CREEK PEDIATRICS		6			6
DELAWARE PUBLIC HEALTH LABORATORY		2	4	67%	6
UNIVERISTY OF MIAMI			6	100%	6
CVS MA957POCT WEST SPRINGFIELD		6			6
MINUTECLINIC DIAGNOSTIC OF WISCONSIN, LLC		5	1	17%	6
MINUTECLINIC, LLC #1431		5	1	17%	6
PRINCIPLE HOSPICE SERVICE, LLC		1	5	83%	6
WELLMED AT FORT PIERCE		4	2	33%	6
MOUNT SINAI BROOKLYN LABORATORY		5	1	17%	6
CVS MO10053POCT SAINT PETERS		6			6
QUALITY MEDICAL CARE			6	100%	6
CVS TX7821POCT LEAGUE CITY		6			6
MANATEE MEMORIAL HOSPITAL CLINICAL LABORATORY			6	100%	6
FLORIDA MEDICAL SPECIALISTS		2	4	67%	6
CELAL GUROL ERBAY, MD			6	100%	6
ADVENT HEALTH MEDICAL GROUP		5	1	17%	6
TAMPA FAMILY HEALTH CENTER		1	5	83%	6
Wilkes-Barre VAMC		6			6
RANDOLPH COUNTY HEALTH & REHABILITATIO		6			6
MINUTECLINIC, DIAGNOSTIC OF TEXAS, LLC		6			6
FAMILY CARE MEDICAL CENTER			6	100%	6
MED EXPRESS URGENT CARE PC - MARYLAND		5	1	17%	6
UT SOUTHWESTERN MEDICAL CENTER			6	100%	6
ADVENT HEALTH - TUSKAWILLA		4	2	33%	6
APALACHEE CENTER INC		4	2	33%	6
CVS TX2263POCT SAN ANTONIO		6			6
CVS IL5797POCT CAROL STREAM		6			6

# COVID-19: testing by laboratory

Data through May 11, 2021 verified as of May 12, 2021 at 09:25 AM

Data in this report are provisional and subject to change.

The numbers in the table below represent the number of Florida and non-Florida residents for whom test results were received by the Department of Health. A person can be tested by more than one laboratory and can have both positive and negative results. **Therefore, the sum of the numbers in each column will be larger than the total number of people tested.**

Reporting lab	Inconclusive	Negative	Positive	Percent positive	Total
PANCARE HEALTH - ALTHA PUBLIC			6	100%	6
CDRX INFUSION			6	100%	6
CVS PA10034POCT PITTSBURGH		6			6
CVS MD1515POCT LEONARDTOWN		4	2	33%	6
GOPATH LABORATORIES			6	100%	6
DOCTORS OFFICE OF NEW JERSEY		6			6
MEDEXPRESS URGENT CARE-PITTSFIELD		6			6
DAVISON HEALTH CENTER WESLEYAN UNIVERS		6			6
CVS MA447POCT NORTHAMPTON		4	2	33%	6
MEDEXPRESS - NEWARK		6			6
WIREGRASS MEDICAL CENTER			6	100%	6
FIRST COAST CARDIOVASCULAR INSTITUTE PA			6	100%	6
ADVENTHEALTH MEDICALGROUP PEDIATRICS AT ORLANDO		6			6
CVS IN6572POCT INDIANAPOLIS		6			6
STARMED FAMILY & URGENT CARE			6	100%	6
MEDEXPRESS URGENT CARE - VINELAND S MA		6			6
PROHEALTH MED		1	5	83%	6
FLORIDA MEDICAL CLINIC -INTERNAL MED DADE CITY			6	100%	6
QUATRACOR PLLC		6			6
CVS NATIONAL HARBOR MD2297714CV		6			6
XPRESS URGENT CARE LLC		6			6
CVS CA9823POCT SACRAMENTO		6			6
BAYSHORE POINTE NURSING AND REHAB CENTER			6	100%	6
MIAMI RESCUE MISSION CLINIC INC			6	100%	6
The Oaks of Clearwater		6			6
CVS NE8615POCT LINCOLN		5	1	17%	6
BROWARD TRANSITIONAL CENTER			6	100%	6
SANTOS REHABILITATION CENTER INC			6	100%	6
ELITE MEDICAL CENTER		1	5	83%	6
PARADIGM LABORATORIES			6	100%	6
HEARTLAND HOME HEALTH CARE		6			6
TEXAS MEDCLINIC			6	100%	6
HILLSBOROUGH COUNTY HEALTH DEPARTMENT			6	100%	6
GENESIS FAMILY PRACTICE		3	3	50%	6
MEDEXPRESS URGENT CARE - HUNTINGTON WE		6			6
TIMBER CREEK PEDIATRICS		6			6
BOCA VIPEDIATRICS			6	100%	6
PR HEALTH		1	5	83%	6
PRESBYTERIAN HOME		6			6
HOLLY HILL HOME INFUSION SERVICE		5	1	17%	6
COMPUNET CLINICAL LAB			6	100%	6
QUENTIN N BURDICK MEMORIAL HEALTH CARE		6			6
ABSOLUTE HEALTH		5	1	17%	6
CVS MO5655POCT LIBERTY		3	3	50%	6
FLEET LANDING			6	100%	6
MINUTECLINIC, LLC #07876		5	1	17%	6
OVIDO CHILDRENS HEALTH CENTER LLC		1	5	83%	6

# COVID-19: testing by laboratory

Data through May 11, 2021 verified as of May 12, 2021 at 09:25 AM

Data in this report are provisional and subject to change.

The numbers in the table below represent the number of Florida and non-Florida residents for whom test results were received by the Department of Health. A person can be tested by more than one laboratory and can have both positive and negative results. **Therefore, the sum of the numbers in each column will be larger than the total number of people tested.**

Reporting lab	Inconclusive	Negative	Positive	Percent positive	Total
UT MEMPHIS UNIVERSITY HEALTH SERVICES			6	100%	6
JERSEY SHORE MEDICAL CENTER		6			6
SARASOTA IMMEDIATE CARE			6	100%	6
MINUTECLINIC DIAGNOSTIC OF TN PC #442		4	2	33%	6
LRHS Southeastern University		4	2	33%	6
NORTHSIDE HOSPITAL- CHEROKEE		5	1	17%	6
SOUTHEASTERN DERMATOLOGY GROUP PA		5	1	17%	6
RHEA MEDICAL CENTER		6			6
WG WINDSOR WOODS SH LLC		6			6
ALLEGRO FLEMING ISLAND		1	5	83%	6
UW MEDICINE VIROLOGY LAB			6	100%	6
ARLINGTON OF NAPLES		6			6
SALINE CARE NURSING & REHABILITATION CENTER		6			6
Army Residence Community		5	1	17%	6
MINUTECLINIC LLC #5041		2	4	67%	6
AMERICAN HEALTH ASSOC. LABORATORY SOUTH		4	2	33%	6
CENTRAL JERSEY URGENT CARE OF BROWN MI		6			6
OURMED		5	1	17%	6
CVS IN6654POCT INDIANAPOLIS		5	1	17%	6
ST BARNABAS HOSPITAL		6			6
MEDICAL CENTER AT OCEAN REEF		1	5	83%	6
Northwell Lab		2	4	67%	6
MORRIS HALL/ST JOSEPH NURSING CENTER		6			6
PUTNAM COUNTY PUBLIC HEALTH UNIT		5	1	17%	6
RURAL HEALTH CARE INC			6	100%	6
MINUTECLINIC MINUTECLINIC #3665		6			6
MCKENZIE-WILLAMETTE MEDICAL CENTER LAB		6			6
ADVANCED URGENT CARE OF MARATHON		1	5	83%	6
MARSHALL MEDICAL CENTER SOUTH LAB		5	1	17%	6
ST LUKES HOSPITAL LABORATORY		2	4	67%	6
DEPARTMENT OF HEALTH AND HUMAN SERVICES DIVISION OF BEHAVIORAL HEALTH		1	5	83%	6
WALGREENS SARASOTA		5	1	17%	6
OCHSNER MEDICAL CENTER			6	100%	6
MINUTECLINIC LLC (2335)		5	1	17%	6
CVS IN5696POCT FORT WAYNE		6			6
QUICK CARE MED WALK IN AND URGENT CARE			6	100%	6
MARIANNA CBOC		6			6
LUMADOC HEALTH		4	2	33%	6
UNILAB		2	4	67%	6
Kroger 673 - The Little Clinic Dallas		5	1	17%	6
PALMETTO HEALTH ALLIANCE		3	3	50%	6
VILLAGES HEALTH, THE		4	2	33%	6
MEDEXPRESS URGENT CARE - EAST BRUNSWICK		6			6
SIGNATURE URGENT CARE			6	100%	6
BAYCARE ALLIANT HOSPITAL			6	100%	6
MEDEXPRESS URGENT CARE PLEASANT HILLS		5	1	17%	6
UNILAB OF DADE INC			6	100%	6



# COVID-19: testing by laboratory

Data through May 11, 2021 verified as of May 12, 2021 at 09:25 AM

Data in this report are provisional and subject to change.

The numbers in the table below represent the number of Florida and non-Florida residents for whom test results were received by the Department of Health. A person can be tested by more than one laboratory and can have both positive and negative results. **Therefore, the sum of the numbers in each column will be larger than the total number of people tested.**

Reporting lab	Inconclusive	Negative	Positive	Percent positive	Total
PRINCETON BMC LABORATORY		6			6
LPG COCONUT POINT - FAMILY/ INTERNAL MEDICINE		6			6
CVS NH6596POCT HAMPTON		6			6
RADEAS			6	100%	6
FLORIDA WOMAN CARE LABORATORY			6	100%	6
MEDEXPRESS URGENT CARE-HERSHEY		5	1	17%	6
MINUTECLINIC DIAG OF IND LLC #6840		6			6
UPMC HEALTH SYSTEM		4	2	33%	6
MINUTECLINIC 7196		5	1	17%	6
FIFTH AVENUE PEDIATRICS		3	3	50%	6
BROWARD COUNTY HEALTH DEPT.			6	100%	6
Oakwood - North Baldwins Center for Living		6			6
PATHGROUP LABS, LLC		4	2	33%	6
CVS AZ33POCT TEMPE		6			6
ALL4KIDZ PEDIATRICS LLC		3	3	50%	6
LAKEVIEW TERRACE HOME HEALTH SERVICES LLC			6	100%	6
ARC POINT LABS OF AUSTIN NORTH			6	100%	6
PALM HARBOR DERMATOLOGY		4	2	33%	6
Edward Hines, Jr. VA Hospital		5	1	17%	6
POWERS PEDIATRICS			6	100%	6
CHILDREN'S HOSPITAL OF PHILADELPHIA		5	1	17%	6
Englewood Health Care Center		6			6
DISCOVERY VILLAGE AT DEERWOOD			6	100%	6
CVS TX7825POCT FRISCO		5	1	17%	6
RIVERVIEW ALF OPERATOR LLC		1	5	83%	6
BETHESDA COMMUNITY HEALTH CENTER			6	100%	6
MERCY COLLEGE HEALTH OFFICE		6			6
CAPITAL HEALTH PLAN LABORATORIES			6	100%	6
MEDEXPRESS URGENT CARE - PRINCETON		5	1	17%	6
VIERA PEDIATRICS		1	5	83%	6
CVS NJ2815POCT E BRUNSWICK		4	2	33%	6
SOUTHERN OCEAN MEDICAL CENTER		6			6
NORTHPORT MEDICAL CENTER LAB		6			6
MEDEXPRESS URGENT CARE - LEDGEWOOD		5	1	17%	6
MEDEXPRESS URGENT CARE - WAXAHACHIE, N HIGHWAY 77		4	2	33%	6
ASCENSION ST VINCENT'S CLAY COUNTY			6	100%	6
ST VINCENTS AMBULATORY CARE INC		3	3	50%	6
MEDEXPRESS URGENT CARE - KOKOMO		6			6
MEDEXPRESS URGENT CARE - NORTH LITTLE		5	1	17%	6
TULLAHOMA HMA, LLC		5	1	17%	6
JOSEF SCHENKER, MD, PC		6			6
CLINICAL CARE ASSOCIATES			6	100%	6
GUTHRIE MEDICAL GROUP LABORATORIES		6			6
REDMED OF CROSSTOWN		3	3	50%	6
PEACE OF MIND REHAB CENTER		6			6
MEDEXPRESS URGENT CARE - ELM GROVE		5	1	17%	6
CVS MA1095POCT AMHERST		5	1	17%	6

# COVID-19: testing by laboratory

Data through May 11, 2021 verified as of May 12, 2021 at 09:25 AM

Data in this report are provisional and subject to change.

The numbers in the table below represent the number of Florida and non-Florida residents for whom test results were received by the Department of Health. A person can be tested by more than one laboratory and can have both positive and negative results. **Therefore, the sum of the numbers in each column will be larger than the total number of people tested.**

Reporting lab	Inconclusive	Negative	Positive	Percent positive	Total
COVID RAPID LABS		1	5	83%	6
MINUTECLINIC, LLC #07852		5	1	17%	6
WAKEMED		1	5	83%	6
MEDEXPRESS URGENT CARE - SUMMERSVILLE, WEBSTER RD		6			6
HELIX KH UC		1	5	83%	6
MINUTECLINIC DIAGNOSTIC OF NEVADA-9586		5	1	17%	6
MEDEXPRESS URGENT CARE SHADYSIDE		5	1	17%	6
KIDS CORNER PEDIATRICS PLLC		5	1	17%	6
AARK LABORATORY		6			6
PLEASANTVILLE OF SEBASTIAN LLC			6	100%	6
HENDRY REGIONAL CONVENIENT CARE CENTER			6	100%	6
CVS MINUTE CLINIC DIAGNOSTIC MED GRP OF CAL		5	1	17%	6
TAMIAMI LAB MILLENIUM			6	100%	6
WALGREENS # 04440		5	1	17%	6
PREMIER FAMILY HEALTH PA			6	100%	6
WELLMED AT APOLLO BEACH BLVD		4	2	33%	6
MEDEXPRESS URGENT CARE - MBURG COMMONS		5	1	17%	6
NORTH OKALOOSA CLINIC CORP		3	3	50%	6
MEDEXPRESS URGENT CARE - FREDERICK		6			6
LEHIGH REGIONAL MEDICAL CENTER LABORATORY		3	3	50%	6
GENEVA GENERAL HOSPITAL LABORATORY		4	2	33%	6
CVS MA2172POCT NORTH GRAFTON		6			6
LOS ALAMOS NATIONAL LABORATORY		6			6
ADVENTHEALTH CAR CENTER APOPKA			6	100%	6
CVS SC5550POCT CLOVER		5	1	17%	6
ANTHONY-BROWN PHARMACY		6			6
CURATIVE CARE CENTER INC		1	5	83%	6
SAINT PETER'S UNIVERSITY HOSPITAL		6			6
PHYSICIANS URGENT CARE BERRY FARMS		4	2	33%	6
AMERICAN EAGLE LEESBURG AL LLC DBA VISTA LAKE			6	100%	6
MIZELL MEMORIAL HOSPITAL			6	100%	6
CVS OH10893POCT PARMA		3	3	50%	6
FLORIDA DEPARTMENT OF HEALTH SEMINOLE COUNTY		1	5	83%	6
CVS MINUTE CLINIC DIAGNOSTIC OF TEXAS		5	1	17%	6
CAREMOUNT MEDICAL PC		6			6
CVS PA1379POCT LANSDALE		5	1	17%	6
UF HEALTH PATHOLOGY LABORATORIES			6	100%	6
CVS MI8049POCT WATERFORD		5	1	17%	6
CITIZENS BAPTIST MEDICAL CENTERS LAB		5	1	17%	6
CVS IL1170POCT JOLIET		6			6
VALSPAR CHAMPIONSHIP		6			6
EASTSIDE MEDICAL CENTER		6			6
CONCENTRA			6	100%	6
URGENT CARE HOUSECALLS PA		5	1	17%	6
TALLAHASSEE MEMORIAL HEALTHCARE			6	100%	6
RIVER CITY PRIMARY AND URGENT CARE			6	100%	6
FLORIDA HEALTHCARE OF ORLANDO		1	5	83%	6

# COVID-19: testing by laboratory

Data through May 11, 2021 verified as of May 12, 2021 at 09:25 AM

Data in this report are provisional and subject to change.

The numbers in the table below represent the number of Florida and non-Florida residents for whom test results were received by the Department of Health. A person can be tested by more than one laboratory and can have both positive and negative results. **Therefore, the sum of the numbers in each column will be larger than the total number of people tested.**

Reporting lab	Inconclusive	Negative	Positive	Percent positive	Total
Advanced Care Center			6	100%	6
NORTH FLORIDA PEDIATRICS JASPER			6	100%	6
MAXCARE CLINIC			6	100%	6
CVS PA2688POCT COLLEGEVILLE		6			6
BNR PHARMACY INC		6			6
ELITE MD GROUP INC		2	4	67%	6
CVS CT750POCT ENFIELD		6			6
ORLANDO HEALTH PHYSICIAN GROUP			6	100%	6
CVS MA2401POCT MARSHFIELD		5	1	17%	6
ENIGMA DIAGNOSTIC, INC.			6	100%	6
Madison Health & Rehabilitation		6			6
CENTRAL FLORIDA PRIMARY CARE			6	100%	6
BROOKDALE CLERMONT			6	100%	6
MENORAH MANOR			5	100%	5
PALM BEACH DIGESTIVE ASSOCIATES			5	100%	5
WOODHULL MEDICAL AND MENTAL HEALTH CTR		5			5
PHYSICIANS IMMEDIATE CARE ELGIN			5	100%	5
CYPRESS CREEK MEDICAL CENTER			5	100%	5
NORTHERN MICHIGAN UNIVERSITY ATHLETICS		5			5
WASHINGTON STATE DEPARTMENT OF HEALTH PUBLIC HEALTH LABORATORIES			5	100%	5
ADVANCED PEDIATRICS OF BOCA LLC			5	100%	5
IPSUM DIAGNOSTICS LLC		5			5
CLINICAL LABORATORIES OF THE BUFFALO		4	1	20%	5
FRESENIUS MEDICAL CARE			5	100%	5
MEDEXPRESS URGENT CARE - MOUNTAIN HOME		4	1	20%	5
BAPTIST HOSPITAL EMPLOYEE HEALTH OFF			5	100%	5
PM PEDIATRICS OF SELDEN		3	2	40%	5
CVS AZ9290POCT PHOENIX		4	1	20%	5
REELFOOT FAMILY WALK IN CLINIC		4	1	20%	5
SKYLINE UROLOGY		5			5
PEDIATRICS OF CENTRAL FLORIDA - POINCIANA		3	2	40%	5
CAREMOUNT MEDICAL PC - BEDFORD URGENT		5			5
COVENANT COLLEGE HEALTH SERVICES		5			5
STVHCS - Dental Outpatient Clinic		5			5
FARRIOR FACIAL PLASTIC SURGERY		5			5
CVS GA2279POCT SUWANEE		5			5
MINUTECLINIC DIAGNOSTIC OF PENNSYLVAN		4	1	20%	5
MEMORIAL HEALTHCARE SYSTEM		1	4	80%	5
IMMERSION RESIDENTIAL LLC			5	100%	5
EASTCHESTER PEDIATRIC MEDICAL GROUP		5			5
ELDER ALTERNATIVES INC		3	2	40%	5
WELLMED AT SOUTH STUART		4	1	20%	5
FELICIDAD MEDICAL CENTER INC			5	100%	5
CAREHERE LCS- EUSTIS			5	100%	5
MEDEXPRESS URGENT CARE FOX CHAPEL		5			5
NORTH DADE NURSING AND REHABILITATION CENTER			5	100%	5
MID FLORIDA HEALTH INC			5	100%	5

# COVID-19: testing by laboratory

Data through May 11, 2021 verified as of May 12, 2021 at 09:25 AM

Data in this report are provisional and subject to change.

The numbers in the table below represent the number of Florida and non-Florida residents for whom test results were received by the Department of Health. A person can be tested by more than one laboratory and can have both positive and negative results. **Therefore, the sum of the numbers in each column will be larger than the total number of people tested.**

Reporting lab	Inconclusive	Negative	Positive	Percent positive	Total
COMMONS AT ORLANDO LUTHERAN TOWERS SNF			5	100%	5
MONROE COUNTY DEPT OF PUBLIC HEALTH ST		5			5
DOCS URGENT CARE		1	4	80%	5
CHAMPLAIN VALLEY PHYSICIANS HOSPITAL		3	2	40%	5
EAST CENTRAL FLORIDA OUT PATIENT IMAGING			5	100%	5
LAKE MARY HEALTH AND REHABILITATION CENTER		1	4	80%	5
MINUTECLINIC DIAG OF IND, LLC #8645		5			5
Life Care Center of Estero			5	100%	5
MOBILE HEALTH MEDICAL SERVICES PC		5			5
MINUTECLINIC DIAG OF IND, LLC #6483		3	2	40%	5
CLEVELAND CLINIC MARTIN HEALTH NURSING & RESTORATIVE		5			5
WELLSTAR DOUGLAS HOSPITAL LABORATORY		5			5
MD ANDERSON CANCER CENTER DI BAY AREA			5	100%	5
COLUMBIA MEMORIAL HOSPITAL LABORATORY		5			5
KEYSTONE REHABILITATION AND HEALTH CENTER		1	4	80%	5
THE CLINIC OF PEDIATRICS & GI MEDICINE, INC			5	100%	5
AMI ST FRANCIS HOSPITAL LABORATORY		4	1	20%	5
CVS CA9963POCT SAN DIEGO		5			5
KINGSTON RESIDENCE OF MARION		5			5
WILLOW CREEK RETIREMENT CENTER		5			5
WOMACK ARMY MEDICAL CENTER			5	100%	5
OCCMED SOLUTIONS		2	3	60%	5
GRADY MEMORIAL HOSPITAL/MICRO			5	100%	5
MEDEXPRESS URGENT CARE - CHERRY HILL		5			5
CARL R DARNALL ARMY MEDICAL CENTER			5	100%	5
WESTMINSTER SHORES			5	100%	5
SJH			5	100%	5
INVERNESS FAMILY CARE HIGH RISK PLLC			5	100%	5
MEDEXPRESS URGENT CARE PENNSVILLE		3	2	40%	5
FAMILY TREE DNA			5	100%	5
FRESENIUS KIDNEY CARE SOUTH ORLANDO			5	100%	5
NAVAL MEDICAL CENTER			5	100%	5
PATIENT FIRST			5	100%	5
ATLANTA PLUS URGENT CARE			5	100%	5
LIFEPLUS HEALTHCARE GROUP INC		5			5
CVS PA258POCT MCKEES ROCKS		5			5
CVS MA217POCT TEWKSBURY		4	1	20%	5
UCF STUDENT HEALTH SERVICES LABORATORY		2	3	60%	5
ENT AND ALLERGY ASSOCIATES OF FLORIDA, LLC			5	100%	5
NORTH SHORE HEMATOLOGY-ONCOLOGY ASSOCIATES, PC		5			5
HEALTHCARE NETWORK OF SOUTHWEST FLORIDA			5	100%	5
ST JOHNS BIOMEDICAL LAB		5			5
MONTCLAIR STATE UNIV/HLTH & WELLNESS		5			5
NORTHWOOD UNIVERSITY-BENNETT SPORTS CENTER		5			5
CARNEGIE HILL PEDIATRICS LLP		4	1	20%	5
REGIONAL MEDICAL CENTER BAYONET POINT			5	100%	5
BAPTIST HEALTH - TOWN CENTER			5	100%	5

# COVID-19: testing by laboratory

Data through May 11, 2021 verified as of May 12, 2021 at 09:25 AM

Data in this report are provisional and subject to change.

The numbers in the table below represent the number of Florida and non-Florida residents for whom test results were received by the Department of Health. A person can be tested by more than one laboratory and can have both positive and negative results. **Therefore, the sum of the numbers in each column will be larger than the total number of people tested.**

Reporting lab	Inconclusive	Negative	Positive	Percent positive	Total
HELIX URGENT CARE			5	100%	5
FLORIDA DEPARTMENT OF HEALTH - INVERNESS		3	2	40%	5
Kroger 099 - The Little Clinic Fort Collins		5			5
TANNER MEDICAL CENTER LABORATORY		4	1	20%	5
MID - FLORIDA PATHOLOGY LLC		1	4	80%	5
URGENT CARE OF ERWIN		5			5
METHODIST HEALTHCARE UNIVERSITY HOSPIT		5			5
KINGSWAY MEDICAL CENTER INC		2	3	60%	5
THE LITTLE CLINIC			5	100%	5
MEDEXPRESS URGENT CARE - BECKLEY		3	2	40%	5
ADVENTHEALTH MEDICAL GROUP COMMUNITY MEDICINE		4	1	20%	5
UNIVERISTY OF MEMPHIS ATHLETIC TRAINI		5			5
MEDEXPRESS URGENT CARE MARTINSBURG		3	2	40%	5
WEST PACIFIC MEDICAL LABORATORY			5	100%	5
NIBHA MEDIRATTA MD PL			5	100%	5
ADVENTHEALTH MEDICAL GROUP PEDIATRICS		2	3	60%	5
INDIAN RIVER PRIMARY CARE PA		5			5
MINNESOTA DEPARTMENT OF HEALTH PUBLIC HEALTH LABORATORY DIVISION	1		4	80%	5
FALLSBURG CHAI		5			5
GULF COAST VETERANS HCS PANAMA CITY OPC		5			5
WYOMING PUBLIC HEALTH LAB			5	100%	5
AMAVIDA		5			5
QUINTON MEMORIAL HEALTH CARE CENTER		5			5
PREMIER MEDICAL LABORATORY	1	2	2	40%	5
PREMIER PEDIATRICS		1	4	80%	5
WINCHESTER MEDICAL CENTER			5	100%	5
SONATA VERO BEACH		5			5
BOROPARK URGENT CARE		4	1	20%	5
LABS PLUS LLC		5			5
CVS NC2771POCT CLAYTON		4	1	20%	5
AKRON GENERAL MEDICAL CENTER MAIN		5			5
MINUTECLINIC DIAGNOSTIC MED GRP OF SAN		4	1	20%	5
BIOTECH CLINICAL LABORATORY			5	100%	5
PHYSICIANS QUALITY CARE			5	100%	5
CVS GA5637POCT VILLA RICA		5			5
VEIL VALLEY MEDICAL CENTER			5	100%	5
KETTERING HEALTH			5	100%	5
CITRUS HEALTH NETWORK INC		2	3	60%	5
MONTEFIORE MEDICAL CENTER LABS MONTEFIORE		4	1	20%	5
Rosedale Green		5			5
MIAMI CANCER INSTITUTE			5	100%	5
CARENOW URGENT CARE - WINTER SPRINGS		4	1	20%	5
URGENT CARE COASTAL GA			5	100%	5
MEDICAL CENTER OF BLOUNTSTOWN			5	100%	5
CANDLER HOSPITAL PATHOLOGY LABORATORY		3	2	40%	5
MEDEXPRESS URGENT CARE - DANVILLE		5			5
MEDEXPRESS URGENT CARE LAVALE		5			5

# COVID-19: testing by laboratory

Data through May 11, 2021 verified as of May 12, 2021 at 09:25 AM

Data in this report are provisional and subject to change.

The numbers in the table below represent the number of Florida and non-Florida residents for whom test results were received by the Department of Health. A person can be tested by more than one laboratory and can have both positive and negative results. **Therefore, the sum of the numbers in each column will be larger than the total number of people tested.**

Reporting lab	Inconclusive	Negative	Positive	Percent positive	Total
FLAGLER HEALTH SERVICES INC			5	100%	5
CONCENTRA - ORLANDO SOUTH II		4	1	20%	5
PIEDMONT NEWNAN HOSPITAL		4	1	20%	5
SCIENCE CARE			5	100%	5
ALLIANCE FOR MULTISPECIALTY RESEARCH		5			5
NATURE COAST PRIMARY CARE LAB LLC		1	4	80%	5
SAN DIEGO COUNTY PUBLIC HEALTH LAB			5	100%	5
URGENT TEAM MANAGEMENT OF TENNESSEE, L		4	1	20%	5
INTERNAL MEDICINE & PRIMARY CARE ASSOCIATES, PLC			5	100%	5
GENTLE HANDS MOBILE PHLEBOTOMY			5	100%	5
GIEBEIG FAMILY MEDICINE PA			5	100%	5
RAS MEDICAL SOLUTIONS, LLC		4	1	20%	5
FINLAY		1	4	80%	5
MINUTECLINIC LLC #3351			5	100%	5
THE DOCTOR'S OFFICE OF WEST CALDWELL		5			5
PEDIATRICS OF ALTAMONTE		5			5
THE DOCTORS CENTER HEALTHCARE-SOUTHSIDE		1	4	80%	5
WATERTOWN URGENT CARE PLLC		5			5
AEL KNOXVILLE			5	100%	5
CVS MA929POCT FRANKLIN		5			5
COOPER HOSPITAL/UNIVERSITY MEDICAL		5			5
RUSH UNIVERSITY MEDICAL CENTER LABORATORY			5	100%	5
FRANCES WARDE MEDICAL LABORATORY		2	3	60%	5
FHPG FAMILY MEDICAL CENTER OF TAMPA BAY		1	4	80%	5
ATLANTIC SURGERY CENTER OF JACKSONVILLE BEACH		5			5
ST JOSEPHS BEHAVIORAL HEALTH CENTER			5	100%	5
ST JOSEPHS HOSPITAL PATHOLOGY LAB		4	1	20%	5
CVS SC1540POCT MYRTLE BEACH		4	1	20%	5
MEDEXPRESS URGENT CARE - BECKLEY CROSS		4	1	20%	5
ARKANSAS DEPARTMENT OF HEALTH			5	100%	5
SOUTHEAST GEORGIA PHYSICIAN ASSOCIATES		4	1	20%	5
EAST BANK HOSPITAL - UNIVERSITY OF MINNESOTA MEDICAL CENTER			5	100%	5
AHC Decatur County		5			5
MINUTECLINIC DIAG OF IND, LLC #6553		5			5
TANNER MEDICAL CENTER EAST AL		5			5
CVS OH3329POCT LAKEWOOD		5			5
CVS MA394POCT SEEKONK		5			5
MARION COUNTY FIRE RESCUE		3	2	40%	5
ALPHADERA LABS, LLC			5	100%	5
ADVENTHEALTH MEDICAL GROUP PEDIATRICS AT APOPKA		5			5
PRECISION DIAGNOSTICS INC - NJ		5			5
Samuel S. Stratton VAMC		5			5
BAYSHORE LABORATORY		4	1	20%	5
TMH PHYSICIAN PARTNERS SOUTHWOOD		1	4	80%	5
APOLLO GARDENS RETIREMENT RESIDENCE CARE		5			5
PINECREST PEDIATRICS GROUP LLC			5	100%	5
BROOKDALE NEW PORT RICHEY			5	100%	5

# COVID-19: testing by laboratory

Data through May 11, 2021 verified as of May 12, 2021 at 09:25 AM

Data in this report are provisional and subject to change.

The numbers in the table below represent the number of Florida and non-Florida residents for whom test results were received by the Department of Health. A person can be tested by more than one laboratory and can have both positive and negative results. **Therefore, the sum of the numbers in each column will be larger than the total number of people tested.**

Reporting lab	Inconclusive	Negative	Positive	Percent positive	Total
ELEVATION HEALTH LABORATORY		5			5
UNIVERSITY OF MIAMI / SCCC RESEARCH LABORATORY			5	100%	5
JOE DIMAGGIO CHILDREN'S HOSPITAL		1	4	80%	5
BRIGHAM AND WOMEN'S HOSPITAL		1	4	80%	5
RELIANT IMMUNE DIAGNOSTICS			5	100%	5
PRECISION LABS LLC		2	3	60%	5
CLINICAL PATHOLOGY LABORATORIES			5	100%	5
OLEAN GENERAL HOSPITAL		5			5
MASSASHUSETTS STATE LAB INSTITUTE		2	3	60%	5
MEDHELP 280		5			5
CVS PA1657POCT YORK		4	1	20%	5
Walker BaptistMedCtr		4	1	20%	5
CLINICAL CARE INC			5	100%	5
SUTTER TRACY COMMUNITY HOSPITAL			5	100%	5
URGENT MED INC		3	2	40%	5
MEDEXPRESS URGENT CARE, MILLCREEK		5			5
CVS NC7548POCT FUQUAY VARINA		4	1	20%	5
REHABILITATION CENTER AT JUPITER GARDENS		5			5
BLUETAIL MEDICAL GROUP, LLC		4	1	20%	5
FLORIDA HOSPITAL LAKE MARY		5			5
PIEDMONT HOSPITAL LAB			5	100%	5
CFP PHYSICIANS GROUP			5	100%	5
OPTUMCARE FLORIDA, LLC		3	2	40%	5
GARDENS PEDIATRICS			5	100%	5
LABCORP UNSPECIFIED		5			5
FOUNDCARE, INC			5	100%	5
MEDEXPRESS URGENT CARE- ALLISON PARK		3	2	40%	5
UNC HOSPITAL/MCLENDON CLINICAL LABORATORIES			5	100%	5
THONOTOSASSA COMMUNITY HEALTH CENTER		1	4	80%	5
CVS IL8750POCT CHICAGO		3	2	40%	5
CVS IL7017POCT BLOOMINGTON		5			5
CVS NV408817POCT LAS VEGAS		1	4	80%	5
FLORIDA PRIMARY CARE AND SPORTS MEDICINE INC		2	3	60%	5
SEASIDE MANOR			5	100%	5
DELTONA VA CBOC		4	1	20%	5
FORSYTH HOUSE			5	100%	5
MEDEXPRESS URGENT CARE- COLUMBIA HEIGH		5			5
OMNICARE PHARMACY OFTEXAS 1, LP DBA OMNICARE		5			5
MEDEXPRESS URGENT CARE - WEST ST PAUL, ROBERT ST S		4	1	20%	5
MINUTECLINIC, LLC #7139		5			5
PEDIATRIC URGENT HEALTH CARE			5	100%	5
HUNT CLUB MEDICAL CARE			5	100%	5
DAVENPORT PEDIATRICS PA		1	4	80%	5
VA PRIMARY CARE ANNEX			5	100%	5
PHOEBE SUMTER MEDICAL CENTER LABORATORY		4	1	20%	5
CELERION			5	100%	5
LabCorp of America			5	100%	5

# COVID-19: testing by laboratory

Data through May 11, 2021 verified as of May 12, 2021 at 09:25 AM

Data in this report are provisional and subject to change.

The numbers in the table below represent the number of Florida and non-Florida residents for whom test results were received by the Department of Health. A person can be tested by more than one laboratory and can have both positive and negative results. **Therefore, the sum of the numbers in each column will be larger than the total number of people tested.**

Reporting lab	Inconclusive	Negative	Positive	Percent positive	Total
MORGAN STANLEY HEALTH CENTER		5			5
MINUTECLINIC DIAGNOSTIC MED GRP OF ORA		4	1	20%	5
WALGREENS # 09788		5			5
Birchaven		5			5
QUEST DIAGNOSTICS PSC		1	4	80%	5
MEDEXPRESS URGENT CARE HUNTINGTON		5			5
ALVARO J DANGOND MD PA		4	1	20%	5
LAFAYETTE NURSING AND REHAB			5	100%	5
MEDEXPRESS URGENT CARE - WALDORF, CRAIN HWY		5			5
PATIENT FIRST - LEESBURG			5	100%	5
CVS IN7653POCT EVANSVILLE		4	1	20%	5
DIAGNOSTECHS		4	1	20%	5
DEPARTMENT OF PATHOLOGY ROME MEMORIAL		3	2	40%	5
HELIX DIAGNOSTIX		2	3	60%	5
MIDDLEBURG VA CBOC		4	1	20%	5
JACKSON SOUTH COMMUNITY HOSPITAL LAB			5	100%	5
EGL GENETICS DIAGNOSTICS			5	100%	5
CULLMAN REGIONAL URGENT CARE		4	1	20%	5
MEDEXPRESS URGENT CARE - WILKES BARRE		4	1	20%	5
DICKSON MEDICAL ASSOCIATES PC PATH LAB		4	1	20%	5
JOSEPH SCHENKER MD PC		5			5
RUSSELL SAGE COLLEGE WELLNESS CENTER		5			5
WALGREENS# 00323		5			5
CVS OH6149POCT UPPER ARLINGTON		2	3	60%	5
THE UNIVERSITY OF VERMONT MEDICAL CENTER		4	1	20%	5
IVY CREEK URGENT CARE OF ENTERPRISE			5	100%	5
MEDEXPRESS URGENT CARE - SOUTH PARKERSBURG		5			5
MD NOW MEDICAL CENTER INC			5	100%	5
SOUTH FLORIDA FAMILY HEALTH & RESEARCH CTR			5	100%	5
Wynfield Park Health and Rehabilitation		5			5
WHITE WILSON MEDICAL CENTER - FWB		1	4	80%	5
PORT ORANGE NURSING & REHAB			5	100%	5
CAPE COD HOSPITAL			5	100%	5
Oceanside Health & Rehabilitation Center		5			5
CLINICAL ASSOCIATES OF ORLANDO LLC		5			5
RURAL/METRO MIDSOUTH,		5			5
MINUTECLINIC DIAGNOSTIC OF MICHIGAN, P		5			5
STEUBEN COUNTY PUBLIC HEALTH		5			5
CVS KY2332POCT GEORGETOWN		4	1	20%	5
FLORIDA PRIMARY & SPECIALTY CARE		5			5
ManorCare Rehabilitation Center- Decatur		5			5
ADERHOLT MEDICAL, LLC		5			5
MINUTECLINIC DIAG OF IND, LLC #6910		5			5
JUPITER ISLAND MEDICAL CLINIC INC		5			5
ST LUCIE COUNTY HEALTH DEPARTMENT		4	1	20%	5
RIO PINAR HEALTH CARE			5	100%	5
PIEDMONT FAYETTE HOSPITAL		3	2	40%	5



# COVID-19: testing by laboratory

Data through May 11, 2021 verified as of May 12, 2021 at 09:25 AM

Data in this report are provisional and subject to change.

The numbers in the table below represent the number of Florida and non-Florida residents for whom test results were received by the Department of Health. A person can be tested by more than one laboratory and can have both positive and negative results. **Therefore, the sum of the numbers in each column will be larger than the total number of people tested.**

Reporting lab	Inconclusive	Negative	Positive	Percent positive	Total
Kroger 449 - The Little Clinic Mountain Park		4	1	20%	5
Arbors at Marietta		5			5
LPG PEDIATRICS AT CAPE CORAL		5			5
SAFETY HARBOR SENIOR LIVING			5	100%	5
LIVING WATERS MEDICAL CENTER			5	100%	5
MEDEXPRESS URGENT CARE - BRIDGEVILLE		5			5
CARENOW URGENT CARE - CENTRAL AUSTIN		1	4	80%	5
CVS IL4778POCT EVANSTON		5			5
AHF PUBLIC HEALTH LABORATORY			5	100%	5
GOOD SAMARITAN HOSPITAL		3	2	40%	5
CVS IN6757POCT COLUMBUS		5			5
LEVY COUNTY DEPT. OF PUBLIC SAFETY		2	3	60%	5
JOHN T MACKAY MD			5	100%	5
AUGUSTA HEALTH			5	100%	5
CVS CA9606POCT TEMECULA		5			5
MEDEXPRESS - NEW CASTLE, DUPONT HWY		4	1	20%	5
MINUTECLINIC DIAGNOSTIC OF PENNSYLVANIA, LLD #1545		5			5
NOVANT HEALTH UVA		2	3	60%	5
HAWTHORNE HEALTH AND REHABILITATION			5	100%	5
UNIVERSITY OF CHICAGO MEDICAL CENTER LAB			5	100%	5
ELITE CARE			5	100%	5
XRL SXF REF LAB		5			5
INNOVATIVE COVID-DIVERSEY			5	100%	5
INFECTION CONTROL/ EMPHEALTH		3	2	40%	5
CARE CENTER OF LAKE PLACID		1	4	80%	5
ADVANCED HEART CARE OF SOUTH FLORIDA		5			5
PUTNAM HOSPITAL CENTER LABORATORY		5			5
SPRINGHILL SENIOR RESIDENCE		5			5
LAKEVIEW HEALTHCARE SYSTEM LLC			5	100%	5
WILSON PEDIATRICS			5	100%	5
FLORIDA HEALTH CARE PLANS STIRLING CENTER			5	100%	5
Louis Stokes Cleveland VA - Midtown Dialysis Center		5			5
CVS SC2269POCT COLUMBIA		4	1	20%	5
WASHINGTON COLLEGE HEALTH SERVICES		5			5
EXCEL URGENT CARE OF NJ, LLC		3	2	40%	5
NEW YORK STATE DEPARTMENT OF HEALTH			5	100%	5
BOND & STEELE CLINIC PA D/B/A BOND CLINIC PA		5			5
SOUTH FLORIDA RESEARCH ORGANIZATION			5	100%	5
BEACH HOUSE		5			5
PATIENT FIRST - ALLENTOWN			5	100%	5
Hillspring of Springboro		5			5
MEDICAL UNIVERSITY SC HOSPITAL			5	100%	5
FLORIDA CLINICAL LABORATORY - BIOREFERENCE LABORATORIES		2	3	60%	5
COPELAND MEDICAL CLINIC		3	2	40%	5
ADVENTHEALTH GORDON		4	1	20%	5
LAKE COUNTY DETENTION CENTER		3	2	40%	5
PBSO HEALTH AND WELLNESS CENTER		1	4	80%	5

# COVID-19: testing by laboratory

Data through May 11, 2021 verified as of May 12, 2021 at 09:25 AM

Data in this report are provisional and subject to change.

The numbers in the table below represent the number of Florida and non-Florida residents for whom test results were received by the Department of Health. A person can be tested by more than one laboratory and can have both positive and negative results. **Therefore, the sum of the numbers in each column will be larger than the total number of people tested.**

Reporting lab	Inconclusive	Negative	Positive	Percent positive	Total
SOUTH BEND MEDICAL FOUNDATION			5	100%	5
CVS TX5877POCT PEARLAND		5			5
MIAMI MEDICAL CONSULTANT PA			5	100%	5
BUEN PASTOR MEDICAL CENTER, INC			5	100%	5
SIENA COLLEGE SPORTS MEDICINE CENTER		5			5
THE RETREAT AT PORT ORANGE			5	100%	5
CVS AZ10150POCT PHOENIX		4	1	20%	5
PRL NYC PANDEMIC RESPONSE LAB			5	100%	5
WELL HEALTH WORKS, LLC - THE GARDEN THEATER		5			5
JUPITER INTERNAL MEDICINE AND ASSOCIATES			4	100%	4
Eldorado Rehab & Healthcare		4			4
MEDEXPRESS URGENT CARE - SOMERSET TOWNSHIP		4			4
CVS NE5714POCT OMAHA		3	1	25%	4
HELIX BIOMEDICS LLC			4	100%	4
MICHIGAN HEALTH CLINIC LABORATORIES		3	1	25%	4
AFC URGENT CARE GUNBARREL			4	100%	4
POINTE MEDICAL SERVICES INC		2	2	50%	4
HARBORCHASE OF VILLAGES CROSSING			4	100%	4
Calusa Harbour			4	100%	4
MINUTECLINIC DIAGNOSTIC OF TEXAS, LLC #7435		2	2	50%	4
ELIZABETH CITY HEALTH & REHABILITATION		4			4
WESLEY CHAPEL INTERNAL MEDICINE AND PEDIATRICS			4	100%	4
AIREVAC INTERNATIONAL		4			4
SIGNATURE CARE MONTROSE		2	2	50%	4
RML PHARMACY PC		4			4
PRIMECARE		2	2	50%	4
FLORIDA HOSPITAL LABORATORIES		4			4
NHC HealthCare, Pulaski		4			4
MEDEXPRESS URGENT CARE - LITTLE ROCK		3	1	25%	4
CVS MA915POCT BEVERLY		2	2	50%	4
MINUTECLINIC DIAG OF IND, LLC #6908		4			4
MEDAC AT PORTERS NECK			4	100%	4
HCR ManorCare Greentree		4			4
SIMEDHEALTH, LLC		2	2	50%	4
AURORA BAYCARE UROLOGY			4	100%	4
CVS MA2125POCT NATICK		3	1	25%	4
SOMA MEDICAL CENTER PA #3 PALOMINO			4	100%	4
MEDEXPRESS URGENT CARE - CINNAMINSON		3	1	25%	4
Good Samaritan Society - Fairfield Glade		4			4
DACH MAIN LAB			4	100%	4
LOUISIANA DEPT. OF HEALTH AND HOSPITALS-INFECTIOUS DISEASE EPI SECTION			4	100%	4
ARCPPOINT LABS OF FORT LAUDERDALE, FL CENTRAL		1	3	75%	4
CVS OH4300POCT STRONGSVILLE		4			4
CVS MI8091POCT FRASER		3	1	25%	4
COVENIENT CARE MEDICAL CLINIC			4	100%	4
GREEN BAY BLIZZARD OFFICE		4			4
DERMATOLOGY SPECIALISTS OF FL - DR. JON WARD			4	100%	4

# COVID-19: testing by laboratory

Data through May 11, 2021 verified as of May 12, 2021 at 09:25 AM

Data in this report are provisional and subject to change.

The numbers in the table below represent the number of Florida and non-Florida residents for whom test results were received by the Department of Health. A person can be tested by more than one laboratory and can have both positive and negative results. **Therefore, the sum of the numbers in each column will be larger than the total number of people tested.**

Reporting lab	Inconclusive	Negative	Positive	Percent positive	Total
IMIC INC RESEARCH			4	100%	4
VA SALT LAKE CITY HCS		4			4
Westminster Manor		3	1	25%	4
Kroger 186 - The Little Clinic Holiday Manor		3	1	25%	4
JFK INTERNAL MEDICINE FACULTY PRACTICE		2	2	50%	4
HARBOUR ISLAND PEDIATRICS LLC			4	100%	4
FHCP - ORMOND BEACH			4	100%	4
FCHC (OB)-DARWIN SQUARE CTR.			4	100%	4
FLORIDA HOSPITAL ALTAMONTE		2	2	50%	4
MAYO CLINIC BEACHES PRIMARY CARE CTR		3	1	25%	4
WILLIAM S MIDDLETON MEMORIAL VET HOSP		4			4
CVS CT692POCT NORTH HAVEN		4			4
FLORIDA HEALTHCARE PLAN			4	100%	4
LOYOLA UNIVERSITY MEDICAL CENTER LABORATORY			4	100%	4
URGENT CARE OF THE SMOKIES			4	100%	4
MEDRITE MEDICAL CARE PC		4			4
MANORCARE HEALTH SERVICES			4	100%	4
WELLSTREET BUCKHEAD SOUTH		3	1	25%	4
TRUE HEALTH- HOFFNER		3	1	25%	4
MEDEXPRESS URGENT CARE, HANOVER		3	1	25%	4
Lakeview Village		4			4
CAPTAIN JAMES A. LOVELL FEDERAL HEALTHCARE CENTER			4	100%	4
Heartland of Boynton Beach			4	100%	4
AIRPORT CLINIC			4	100%	4
MD NOW URGENT CARE - DELRAY WEST			4	100%	4
CVS NC2749POCT CONCORD		4			4
FLORIDA MEDICAL CENTER		1	3	75%	4
MEDEXPRESS URGENT CARE-VINLAND SOUTH		3	1	25%	4
MINUTECLINIC DIAG OF IND LLC #1367		4			4
BUCKINGHAM PLACE ALF		4			4
CVS TX3292POCT WYLIE		4			4
CVS HEALTH, #5962		4			4
Hunterdon Medical Center Laboratory		4			4
NOT GIVEN		1	3	75%	4
CVS OH4499POCT LYNDHURST		2	2	50%	4
Metro West Nursing and Rehab			4	100%	4
CRESTAR LABS		2	2	50%	4
OCEAN MEDICAL CENTER		3	1	25%	4
SIGNATURE CARE EMERGENCY CENTER		2	2	50%	4
Kennedy University Hospital -Wash Twp L		4			4
PARKWAY DRUGS OF ONEIDA COUNTY NORTH I		3	1	25%	4
CROSSROADS URGENT CARE PLLC		4			4
ELITE PRIMARY CARE OF WAYCROSS		1	3	75%	4
THE OASIS ALF		4			4
HACKENSACK MERIDIAN URGENT CARE, PC		4			4
Marian Manor, Inc		4			4
MINUTECLINIC, LLC #5707		4			4

# COVID-19: testing by laboratory

Data through May 11, 2021 verified as of May 12, 2021 at 09:25 AM

Data in this report are provisional and subject to change.

The numbers in the table below represent the number of Florida and non-Florida residents for whom test results were received by the Department of Health. A person can be tested by more than one laboratory and can have both positive and negative results. **Therefore, the sum of the numbers in each column will be larger than the total number of people tested.**

Reporting lab	Inconclusive	Negative	Positive	Percent positive	Total
SHARP MEMORIAL HOSPITAL MICROBIOLOGY DEPT			4	100%	4
CVS AZ5026POCT MESA		4			4
VA Ann Arbor HCS		3	1	25%	4
CHILDREN'S HEALTHCARE OF ATLANTA		4			4
PILGRIM PHARMACY INC		4			4
LUVERNE HEALTH AND REHABILITATION		4			4
INFINITI LABS INC			4	100%	4
WALGREENS #04311		4			4
KAISER PERMANENTE REGIONAL LAB		4			4
DYNACARE LABORATORIES			4	100%	4
MEDEXPRESS URGENT CARE - MARKHAM STREE		3	1	25%	4
PHYSICIANS IMMEDIATE CARE AURORA			4	100%	4
CALLE OCHO DIALYSIS			4	100%	4
CVS NH1004POCT SALEM		3	1	25%	4
MINUTECLINIC DIAGNOSTIC OF VIRGINIA, LLC #392		4			4
INDUSTRY LAB DIAGNOSTIC PARTNERS			4	100%	4
University Plaza Rehabilitation and Nursing			4	100%	4
ASCENDI HOME HEALTH AGENCY INC			4	100%	4
SACRED HEART HEALTH SYSTEMS INC			4	100%	4
ORANGE COUNTY HEALTH DEPARTMENT		2	2	50%	4
DEPARTMENT OF HEALTH/ NEW YORK			4	100%	4
ST PETE DIRECT PRIMARY CARE		2	2	50%	4
ANY LAB TEST FAST CORP		3	1	25%	4
BARRANCO CLINIC PA, THE	1	3			4
Park Ridge Nursing Center		3	1	25%	4
Kroger 125 - The Little Clinic Castle Rock		3	1	25%	4
1ST CHOICE URGENT CARE CENTER LLC		3	1	25%	4
MEDEXPRESS URGENT CARE, FAIRMONT		4			4
MEDNOW URGENT CARE		3	1	25%	4
EMERALD TRACE		4			4
NDX-CORE LAB			4	100%	4
EXTENDICARE HEALTH & REHAB CENTER		4			4
HEALTHQUEST, INC		3	1	25%	4
CVS MA2297677CV BOSTON		4			4
BARTON MEMORIAL HOSPITAL		3	1	25%	4
REHABILITATION CENTER OF WINTER PARK,THE			4	100%	4
SOUTH BAY CORRECTIONAL FACILITY			4	100%	4
BRENTWOOD SENIOR LIVING AT ST PETE			4	100%	4
MPG JACKSONVILLE ATLANTIC BLVD		1	3	75%	4
URGENT CARE - OCONEE		2	2	50%	4
Crowne Health Care of Montgomery		4			4
FISHERMEN'S HOSPITAL			4	100%	4
BRANDON REGIONAL EMERGENCY CTR			4	100%	4
FLORIDA HEART AND VASCULAR			4	100%	4
MC DIAGNOSTIC OF CONNECTICUT, PC #252		3	1	25%	4
CVS MINUTE CLINIC		1	3	75%	4
MINUTECLINIC DIAGNOSTIC OF NORTH CARO		4			4

# COVID-19: testing by laboratory

Data through May 11, 2021 verified as of May 12, 2021 at 09:25 AM

Data in this report are provisional and subject to change.

The numbers in the table below represent the number of Florida and non-Florida residents for whom test results were received by the Department of Health. A person can be tested by more than one laboratory and can have both positive and negative results. **Therefore, the sum of the numbers in each column will be larger than the total number of people tested.**

Reporting lab	Inconclusive	Negative	Positive	Percent positive	Total
CVS MA969POCT PALMER		4			4
BAYSTATE MEDICAL CENTER		2	2	50%	4
HAWAII DEPARTMENT OF HEALTH			4	100%	4
PANCARE HEALTH - PONCE DE LEON			4	100%	4
MEADOWS AT CYPRESS GARDENS, THE		3	1	25%	4
FLORIDA CANCER SPECIALISTS AND RESEARCH		2	2	50%	4
CVS OH4301POCT NORTHFIELD		4			4
HEARTLAND - CHARLESTON OF HANAHAN SC, Willowbrooke Court at Country House		4			4
MINUTECLINIC DIAGNOSTIC OF OHIO #6192		4			4
MIAMI COMMUNITY HEALTH CENTER INC		1	3	75%	4
ST. LUKE'S HOSPITAL - BETHLEHEM CAMPUS		1	3	75%	4
ENGLE CENTER FOR HEALTH SERVICES		4			4
SOUTH FLORIDA PEDIATRIC PARTNERS			4	100%	4
AFFINITY URGENT CARE			4	100%	4
TMH REHABILITATION CENTER		4			4
AHC of Mckenzie		4			4
LATCHER LABORATORY OF A O FOX MEMORIAL		2	2	50%	4
SINAI PLAZA NURSING AND REHAB CENTER			4	100%	4
UNIVERSITY OF MIAMI STUDENT HEALTH SERVICE			4	100%	4
PM PEDIATRICS OF SELDEN PLLC		4			4
MINNESOTA DEPARTMENT OF HEALTH LABORATORY	1		3	75%	4
Kroger 752 - The Little Clinic Central Station		3	1	25%	4
FLORIDA ADDICTION AND RECOVERY CENTER INC		4			4
UNIVERSITY OF MICHIGAN		2	2	50%	4
CVS MO4850POCT SPRINGFIELD		4			4
Kroger 124 - The Little Clinic University Health Care Center of Jacksonville		3	1	25%	4
MEDFIRST URGENT CARE			4	100%	4
CVS CT288POCT BRISTOL		3	1	25%	4
CONSOLIDATED LABORATORY SERVICES			4	100%	4
ACCENT PHYSICIAN SPECIALISTS PA		4			4
Millennium Nursing & Rehab Center		4			4
Orchid Cove at Naples			4	100%	4
MOUNT SINAI AVENTURA DIAGNOSTIC CENTER			4	100%	4
Mill Valley Care Center		4			4
DEBORAH HEART AND LUNG CENTER		4			4
PROMPT CARE OF CENTRAL FLORIDA LLC		1	3	75%	4
BELLIN HEALTH LAB		1	3	75%	4
HILLVIEW LABORATORY			4	100%	4
Harbor House		4			4
PM PEDIATRICS OF BAYSIDE, PLLC - MANHASSET		4			4
Kroger 895 - The Little Clinic Green Hills		4			4
COMMUNITY HEALTH CENTERS INC			4	100%	4
ENCOMPASS HOME HEALTH		4			4
INDIAN RIVER SHERIFF OFFICE		4			4
ADVENTHEALTH MEDICAL GROUP ADULT AND SENIOR HEALTH		1	3	75%	4

# COVID-19: testing by laboratory

Data through May 11, 2021 verified as of May 12, 2021 at 09:25 AM

Data in this report are provisional and subject to change.

The numbers in the table below represent the number of Florida and non-Florida residents for whom test results were received by the Department of Health. A person can be tested by more than one laboratory and can have both positive and negative results. **Therefore, the sum of the numbers in each column will be larger than the total number of people tested.**

Reporting lab	Inconclusive	Negative	Positive	Percent positive	Total
PENINSULA REGIONAL MED CTR LAB			4	100%	4
MEDEXPRESS URGENT CARE - WEXFORD		4			4
SOFTCELL L-FORM LABORATORIES, LLC		1	3	75%	4
CVS OH6164POCT DELAWARE		4			4
Glenis Dr VA Outpatient Clinic		3	1	25%	4
TARPON SPRINGS PEDIATRICS, LLC			4	100%	4
ACHN CLINIC			4	100%	4
Kroger 339 - The Little Clinic Highlands - Bardstown Road		4			4
LAKESIDE HOSPITAL BELLE GLADE			4	100%	4
CVS OH2486POCT NILES		2	2	50%	4
HALIFAX HEALTH CARE FOR WOMEN		3	1	25%	4
WILLIAM A HINTON STATE LABORATORY INSTITUTE		1	3	75%	4
CVS TX5807POCT PEARLAND		4			4
SOUTHLAND SUITES OF LAKELAND			4	100%	4
CVS CA9751POCT AGOURA		4			4
ManorCare Health Services Camp Hill		4			4
DEPARTMENT OF HEALTH AND HUMAN SERVICES		2	2	50%	4
CENTERPLACE HEALTH, INC			4	100%	4
OPTUM FLORIDA		3	1	25%	4
CARTERSVILLE MEDICAL CENTER		1	3	75%	4
GUTHRIE MEDICAL GROUP - CORNING		3	1	25%	4
LIFEHOPE LABS			4	100%	4
SOUTH MIAMI HOSPITAL		1	3	75%	4
EPI			4	100%	4
WALGREENS #07034		4			4
SMOKY MOUNTAIN URGENT CARE AND FAMILY MEDICINE CENTER			4	100%	4
Sears Coastal Nursing and Rehab		4			4
MEDEXPRESS URGENT CARE - TEAYS VALLEY		3	1	25%	4
MINUTECLINIC DIAGNOSTIC PA #3344		4			4
MARK HOANG MD PA			4	100%	4
CVS CA9492POCT YORBA LINDA		4			4
FLORIDA DEPARTMENT OF HEALTH (FDOH)		2	2	50%	4
CVS TX1057POCT SAN ANTONIO		3	1	25%	4
L3HARRIS FAMILY MEDICAL CENTER			4	100%	4
FAMILY MEDICINE AT WINTER PARK			4	100%	4
CVS OH2381POCT LEWIS CENTER		4			4
STEAMBOAT EMERGENCY CENTER			4	100%	4
UVA HEALTH SYSTEM MEDICAL LABORATORIES			4	100%	4
EAST TENNESSEE CHILDREN'S HOSPITAL		3	1	25%	4
Medilodge of Alpena		4			4
RELIANT ACUTE CARE			4	100%	4
VIDANT MEDICAL CENTER			4	100%	4
WELLSTAR PAULDING HOSPITAL		4			4
INTERMARKET FACILITY			4	100%	4
Smoky Mountain Nursing and Rehabilitation Center		4			4
NEMOURS CHILDREN'S CLINIC			4	100%	4
OMNICARE PHARMACY OF TEXAS 1		4			4

# COVID-19: testing by laboratory

Data through May 11, 2021 verified as of May 12, 2021 at 09:25 AM

Data in this report are provisional and subject to change.

The numbers in the table below represent the number of Florida and non-Florida residents for whom test results were received by the Department of Health. A person can be tested by more than one laboratory and can have both positive and negative results. **Therefore, the sum of the numbers in each column will be larger than the total number of people tested.**

Reporting lab	Inconclusive	Negative	Positive	Percent positive	Total
CORTLAND REGIONAL MEDICAL CENTER		4			4
BIOTEST PLASMA CENTER		4			4
MIDDLETON PEDIATRICS			4	100%	4
CVS MA920POCT CLINTON		4			4
CVS NH2257POCT MANCHESTER		4			4
MERCY HOSPITAL			4	100%	4
BAPTIST HEALTH MEDICAL CENTER			4	100%	4
HAMILTON MEDICAL CENTER LABORATORY		2	2	50%	4
COLONIAL MEDICAL CENTER-EAST ORLANDO			4	100%	4
RIVER CITY MEDICAL ASSOCIATES INC			4	100%	4
CARE ONE PRIMARY CARE			4	100%	4
INTRACOASTAL LABS INC		4			4
DR. G'S URGENT CARE			4	100%	4
NOVANT HEALTH PRESBYTERIAN		2	2	50%	4
UNIVERSITY OF MIAMI HOSPITALS & CLINIC			4	100%	4
REFUGE A HEALING PLACE, THE			4	100%	4
CAPITAL HEALTH LABORATORY INC			4	100%	4
LEON MEDICAL CENTERS, LLC			4	100%	4
SUMNER REGIONAL MEDICAL CENTER		3	1	25%	4
ORLANDO REGIONAL HEALTH SERVICES		2	2	50%	4
ASCENSION ST VINCENT'S MEDICAL CENTER		3	1	25%	4
CAREWELL URGENT CARE			4	100%	4
MEDEXPRESS URGENT CARE-ARLINGTON		3	1	25%	4
CVS PA10825POCT PLYMOUTH MEETING		4			4
LAKE FOREST PARK OP CO LLC		4			4
REGIONAL MEDICAL LAB			4	100%	4
FAMILY MEDICINE AT WATERMAN		4			4
ACCESS RECOVERY SOLUTIONS LLC			4	100%	4
NEXT BIO RESEARCH SERVICES, LLC		1	3	75%	4
MEDEXPRESS URGENT CARE - ANDERSON		4			4
LAHEY CLINIC MEDICAL CENTER			4	100%	4
OHIO CVS STORES		3	1	25%	4
NAVAL HOSPITAL CAMP PENDLETON			4	100%	4
WE CARE - CARNIVAL CRUISELINE		4			4
CARENOW-LEBANON		2	2	50%	4
SOUTHWESTERN REGIONAL MEDICAL CENTER - TULSA		4			4
CVS IL2297144CV CHICAGO		4			4
MARSHFIELD LABORATORIES			4	100%	4
HOME DOCS		2	2	50%	4
BAYLOR ESOTERIC AND MOLECULAR LAB			4	100%	4
TOTAL RENAL LAB		3	1	25%	4
WINDER NURSING INC DBA WINDER HEALTH CARE		4			4
MINUTECLINIC DIAGNOSTIC OF NH, LLC (CL		3	1	25%	4
Northport VAMC		4			4
BAPTIST HOSPITAL NURSING/PATIENT CARE			4	100%	4
JERSEY IRISH MEDICAL (DBA AFC URGENT C		3	1	25%	4
PRESBYTERIAN FAMILY HEALTHCARE-KASEMAN		4			4

# COVID-19: testing by laboratory

Data through May 11, 2021 verified as of May 12, 2021 at 09:25 AM

Data in this report are provisional and subject to change.

The numbers in the table below represent the number of Florida and non-Florida residents for whom test results were received by the Department of Health. A person can be tested by more than one laboratory and can have both positive and negative results. **Therefore, the sum of the numbers in each column will be larger than the total number of people tested.**

Reporting lab	Inconclusive	Negative	Positive	Percent positive	Total
UAB URGENT CARE CLINIC			4	100%	4
MEDEXPRESS URGENT CARE - WICHITA, S SENECA ST		2	2	50%	4
CVS CA8872POCT ALISO VIEJO		4			4
JOHNNIE RUTH CLARKE LAB			4	100%	4
MINUTECLINIC DIAGNOSTIC OF PA LLC		4			4
MEDEXPRESS URGENT CARE- FORT WORTH N T		4			4
AFTER HOURS PEDS			4	100%	4
CONSULATE HEATH CARE AT WEST ALTAMONTE			4	100%	4
CVS CA9497POCT IRVINE		4			4
VITAL CARE URGENT CARE			4	100%	4
PALM BEACH CANCER INSTITUTE			4	100%	4
SINAI POST ACUTE NURSING AND REHAB CE		4			4
PREMIER PEDIATRICS LLC			4	100%	4
UF HEALTH PATHOLOGY LABORATORIES			4	100%	4
MINUTECLINIC DIAGNOSTIC OF OHIO #5060		4			4
CORIZON HEALTH INC			4	100%	4
ASPEN VALLEY HOSPITAL			4	100%	4
CVS PA4000POCT INDIANA		4			4
CVS CA9803POCT RIVERSIDE		4			4
CELEBRATION PEDIATRICS			4	100%	4
LEESBURG REGIONAL MEDICAL CENTER URGENT CARE			4	100%	4
MEDEXPRESS URGENT CARE - RUNNEMEDE		2	2	50%	4
BETHPAGE MEDICAL PLLC		4			4
STONE CLINICAL LABORATORIES OF FL LLC		4			4
SunTerrace Health Care Center		3	1	25%	4
CANOPY PEDIATRICS		4			4
FHPG TAMPA PRIMARY CARE			4	100%	4
NYC PUBLIC HEALTH LABS			4	100%	4
CVS PA1193POCT JENKINTOWN		4			4
CVS IN6555POCT BROWNSBURG		4			4
LABQ CLINICAL DIAGNOSTICS		4			4
STANFORD HEALTH CARE ANATOMIC PATHOLOGY & CLINICAL LAB			4	100%	4
15 TO KNOW			4	100%	4
MASSENA HOSPITAL LABORATORY		4			4
PLAINVIEW PRIMARY CARE		4			4
BETTERMED URGENT CARE			4	100%	4
FLORIDA HOSPITAL PHYSICIANS GROUP		1	3	75%	4
Arbors at Stow		4			4
MEDEXPRESS URGENT CARE NORWIN		4			4
MEDEXPRESS URGENT CARE, LANCASTER WEST		2	2	50%	4
MEDICAL CENTER ENTERPRISE			4	100%	4
Loretto Health and Rehabilitation Center		4			4
COMMUNITY PHYSICIANS OF NORTH PORT PA			4	100%	4
CULLMAN REGIONAL MEDICAL CENTER		3	1	25%	4
CENTRAL FLORIDA INTERNAL OCCUPATIONAL AND		4			4
MONTANA DEPARTMENT OF PUBLIC HEALTH & HUMAN SERVICES			4	100%	4
FAMILY MEDICAL CLINIC HOMESTEAD, LLC			4	100%	4



# COVID-19: testing by laboratory

Data through May 11, 2021 verified as of May 12, 2021 at 09:25 AM

Data in this report are provisional and subject to change.

The numbers in the table below represent the number of Florida and non-Florida residents for whom test results were received by the Department of Health. A person can be tested by more than one laboratory and can have both positive and negative results. **Therefore, the sum of the numbers in each column will be larger than the total number of people tested.**

Reporting lab	Inconclusive	Negative	Positive	Percent positive	Total
MEMORIAL HEALTH CARE SYSTEMS			4	100%	4
CVS TX7156POCT RICHARDSON		4			4
OKLAHOMA STATE UNIVERSITY DIAGNOSTIC LAB			4	100%	4
ST JOHN'S RIVERSIDE HOSPITAL		3	1	25%	4
MAILBOX DIAGNOSTICS		2	2	50%	4
CHILDREN'S MEDICAL GROUP		4			4
MEDEXPRESS URGENT CARE - ROCKAWAY		4			4
GERALD CHAMPION REGIONAL MEDICAL CENTE		4			4
CLINICAL CARE CENTER, INC			4	100%	4
CAREWELL 202			4	100%	4
State Lab Unspecifd			4	100%	4
CVS MINUTE CLINIC DIAGNOSTIC MED GRP		4			4
ADMERA HEALTH			4	100%	4
ADVENTHEALTH NEW SMYRNA BEACH COMMUNITY HEALTH			4	100%	4
PANCARE HEALTH YOUNGSTOWN			4	100%	4
CVS CA9145POCT SANTEE		3	1	25%	4
SUMMERFORD NURSING HOME, INC.		4			4
Jewish Home of Rochester		4			4
Georgiana Health and Rehabilitation, LLC		4			4
VA OUTPATIENT PHARMACY			4	100%	4
CVS MN6811POCT PLYMOUTH		4			4
MOBIL LAB FOR ALL INC		4			4
PEACEHEALTH LABORATORIES		3	1	25%	4
HAMPTON ALF AT 24TH ROAD LLC			4	100%	4
Brookcrest Nursing Home		4			4
BE WELL PHARMACY		4			4
COVANCE CLS			4	100%	4
REMEDY URGENT CLINIC		2	2	50%	4
SONIC REFERENCE LABORATORY			4	100%	4
UNIVERSITY OF WASHINGTON MEDICAL CENTER (UWMC) EMERGENCY DEPT.			4	100%	4
KENTUCKY CABINET FOR HEALTH AND FAMILY SERVICES			4	100%	4
MEDEXPRESS URGENT CARE - FORT SMITH		4			4
OPTUM OF RED ROAD		4			4
WHITE EARTH IHS MAIN LAB		4			4
BEAUFORT MEMORIAL			4	100%	4
LB Broen Home		4			4
WELLSTREET - PONCE DE LEON		4			4
COVID PROCESSING SITE			4	100%	4
MD ANDERSON			4	100%	4
Oak Creek Terrace		4			4
GENUS DIAGNOSTICS			4	100%	4
WALGREENS #3811		1	3	75%	4
PDL PHARMACY CORP			4	100%	4
MEDEXPRESS URGENT CARE - WESTFIELD, E MAIN ST		3	1	25%	4
NHC HealthCare, Cookeville		4			4
COMMUNITY HEALTH CENTER OF WEST PALM BEACH			4	100%	4
DEACONESS HOSPITAL			4	100%	4

# COVID-19: testing by laboratory

Data through May 11, 2021 verified as of May 12, 2021 at 09:25 AM

Data in this report are provisional and subject to change.

The numbers in the table below represent the number of Florida and non-Florida residents for whom test results were received by the Department of Health. A person can be tested by more than one laboratory and can have both positive and negative results. **Therefore, the sum of the numbers in each column will be larger than the total number of people tested.**

Reporting lab	Inconclusive	Negative	Positive	Percent positive	Total
ARCPPOINT LABS OF ALTAMONTE SPRINGS		2	2	50%	4
RAJ K PAI MD PA			4	100%	4
John L. McClellan Memorial Veterans Hospital		4			4
LIFE CARE HOME HEALTH SERVICES LLC		1	3	75%	4
GASTROENTEROLOGY ASSOC OF PENSACOLA, PA		2	2	50%	4
CVS MA634POCT KINGSTON		3	1	25%	4
DTR LABS		3	1	25%	4
INTERMOUNTAIN HEALTHCARE CENTRAL LABORATORY			4	100%	4
ROAN DRUG COMPANY LLC		4			4
BETHPAGE EXTENDED HOURS CENTER		4			4
Crowne Health Care of Greenville		4			4
Kroger 959 - The Little Clinic Carmel		4			4
EXPRESS TESTING-ONE			4	100%	4
H/L of WEst Ashley Rhabilitation and Nursing Center		4			4
MAURY REGIONAL MEDICAL CENTER		4			4
MEDICINE SHOPPE #1306 THE		3	1	25%	4
IMA MEDICAL CENTER OF OVIEDO			4	100%	4
UNION CITY MANOR NURSING CENTER		4			4
PINELLAS POINT NURSING AND REHAB			4	100%	4
DEPARTMENT OF HEALTH AND ENVIRONMENTAL CONTROL			4	100%	4
LAKE MARY PEDIATRICS			4	100%	4
FLORENCE - HUNTSVILLE HOSPITAL URGENT CARE		3	1	25%	4
NEULIFE NEUROLOGICAL SERVICES LLC			4	100%	4
OLYMPUS HEALTH AND PERFORMANCE			4	100%	4
CVS CA9485POCT MISSION VIEJO		4			4
MYKIDZMD PEDIATRICS PLLC		4			4
MEDEXPRESS URGENT CARE CHICOPEE		3	1	25%	4
FASTMED URGENT CARE			4	100%	4
ELEVATION DIAGNOSTICS		4			4
GILCHRIST COUNTY HEALTH DEPT			4	100%	4
COOK HOSPITAL AND CARE CENTER		3	1	25%	4
MOBILE URGENT CARE			4	100%	4
HAVEN CUSTEAD CARE CENTER		1	3	75%	4
MEDEXPRESS URGENT CARE-SELINGROVE		3	1	25%	4
ST. MARY'S HOSPITAL			4	100%	4
CVS OH6167POCT ASHLAND		4			4
BETHESDA HOSPITAL WEST BLOOD GAS LAB			4	100%	4
MINUTECLINIC DIAG OF IND, LLC #6472		4			4
PATHOLOGY REFERENCE LAB LLC			4	100%	4
ADVANCED URGENT CARE LLC		1	3	75%	4
Overton Brooks VAMC		4			4
SANFORD SOUTH UNIVERSITY		4			4
CVS NV8784POCT LAS VEGAS		3	1	25%	4
SOUTHEASTERN REGIONAL MEDICAL CENTER			4	100%	4
CVS CA9858POCT SANTA CLARITA		3	1	25%	4
MINUTE CLINIC DIAGNOSTIC OF VIRGINIA, LLC #6292		3	1	25%	4
HEALTH EXPRESS URGENT CARE		2	2	50%	4

# COVID-19: testing by laboratory

Data through May 11, 2021 verified as of May 12, 2021 at 09:25 AM

Data in this report are provisional and subject to change.

The numbers in the table below represent the number of Florida and non-Florida residents for whom test results were received by the Department of Health. A person can be tested by more than one laboratory and can have both positive and negative results. **Therefore, the sum of the numbers in each column will be larger than the total number of people tested.**

Reporting lab	Inconclusive	Negative	Positive	Percent positive	Total
APOPKA FAMILY HEALTH CENTER		3	1	25%	4
MEDEXPRESS URGENT CARE - TULSA, S YALE AVE		4			4
TAVARES VA COMMUNITY OUTPATIENT CLINIC		4			4
Bethany Health and Rehab		4			4
NEXTCARE WYOMING LLC			3	100%	3
LIFEGUARD AMBULANCE SERVICE LLC - BAY COUNTY			3	100%	3
LOCH HAVEN PEDIATRICS			3	100%	3
FAST PACE URGENT CARE			3	100%	3
GEISINGER COMMUNITY MEDICAL CENTER			3	100%	3
KISSIMMEE URGENT CARE		3			3
AdventHealth Care Center Orlando North			3	100%	3
Huntington Health Care and Rehabilitation Center		3			3
ACCESS 365 URGENT CARE LLC		1	2	67%	3
ADVENT HEALTH MEDICAL GROUP FAMILY MEDICINE			3	100%	3
Kingston Care Center of Sylvania		3			3
MEDEXPRESS URGENT CARE-CHIPPEWA		2	1	33%	3
MANORCARE NURSING & REHABILITATION CENTER-NAPLES		3			3
MEDICAL CENTER OF CENTRAL GEORGIA			3	100%	3
MOUNT SINAI MEDICAL CENTER HIALEAH			3	100%	3
CHILDREN'S HEALTHCARE OF ATLANTA AT EG		3			3
UHEALTH CORAL SPRINGS			3	100%	3
CVS OH5457POCT POWELL		3			3
BROOKDALE ALTAMONTE SPRINGS			3	100%	3
EDITH NOURSE ROGERS MEMORIAL VAMC		3			3
SOUTH COUNTY MENTAL HEALTH CENTER INC			3	100%	3
WALGREENS #11329		3			3
BOLING, STEPHANIE		3			3
CVS NV5942POCT LAS VEGAS		3			3
Kroger 522 - The Little Clinic Gahanna		2	1	33%	3
MEDEXPRESS URGENT CARE - LINKHORNE		3			3
FLAGLER FAMILY MEDICINE PA			3	100%	3
LEGACY LABORATORY SERVICES			3	100%	3
Kroger 753 - The Little Clinic Goss Avenue		3			3
St. Josephs Hospital		1	2	67%	3
Domiciliary Rehab & Residential Treatment Program		3			3
MEDICAL SERVICES OF AMERICA HOME HEALTH		3			3
CONCENTRA - PLANTATION		3			3
VIRGINIA DEPARTMENT OF HEALTH DIVISION OF			3	100%	3
CHEROKEE COUNTY HEALTH AND REHAB CENTER		3			3
SOUTH LAKE FAMILY HEALTH CENTER			3	100%	3
MT CARMEL PHARMACY INC		3			3
NEWSTAR MEDICAL LABORATORIES		3			3
NORTH BROWARD HOSPITAL DISTRICT HEALTHCARE FOR THE HOMELESS			3	100%	3
PALM COTTAGE OPERATOR LLC		2	1	33%	3
ALABAMA DEPT PUBLIC HEALTH			3	100%	3
SUPER HEALTH PHARMACY LLC		3			3
SOUTHEASTERN IMMEDIATE CARE- MILLEDGEVILLE GA			3	100%	3

# COVID-19: testing by laboratory

Data through May 11, 2021 verified as of May 12, 2021 at 09:25 AM

Data in this report are provisional and subject to change.

The numbers in the table below represent the number of Florida and non-Florida residents for whom test results were received by the Department of Health. A person can be tested by more than one laboratory and can have both positive and negative results. **Therefore, the sum of the numbers in each column will be larger than the total number of people tested.**

Reporting lab	Inconclusive	Negative	Positive	Percent positive	Total
CAPE REGIONAL URGENT CARE		3			3
SOMA MEDICAL CENTER P.A. #4			3	100%	3
URGENT DOC - URGENT CARE CLINIC			3	100%	3
CARE ATC ARLINGTON CENTRAL PARK		3			3
CVS MA1179POCT HUDSON		2	1	33%	3
GROVES CENTER			3	100%	3
FLORIDA GASTROENTEROLOGY ASSOCIATES PA		3			3
MINUTECLINIC DIAGNOSTIC MEDICAL		3			3
BETHESDA HOSPITAL EAST BLOOD GAS LAB			3	100%	3
COVENANT PEDIATRICS		1	2	67%	3
WALGREENS #07502		3			3
CVS PA2296POCT MACUNGIE		3			3
GENDERXPRESS/PICTURE ME PERFECT IMAGING			3	100%	3
WEST COCOA PHARMACY			3	100%	3
COMMUNITY MEDICAL CENTER			3	100%	3
LRHS Florida Poly Tech		3			3
TARRANT COUNTY PUBLIC HEALTH		3			3
F W HUSTON MEDICAL CENTER SENIOR LIVIN		3			3
CABELL HUNTINGTON HOSPITAL CLINICAL LAB			3	100%	3
LINCOLN MEDICAL CENTER		3			3
MEDICAL CITY DALLAS HOSPITAL			3	100%	3
NEW YORK STATE DEPARTMENT OF HEALTH		1	2	67%	3
MEDIC INFUSION PA		3			3
Florida Baptist Retirement Center		1	2	67%	3
FULGENT GENETICS HOUSTON		3			3
CATSKILL REGIONAL MEDICAL CENTER		3			3
Kroger 768 - The Little Clinic Leestown Rd		2	1	33%	3
CLINICAL CARE ASSOCIATES, INC			3	100%	3
ST CLOUD PHARMACY AND WELLNESS CENTER		2	1	33%	3
Kroger 627 - The Little Clinic Castleberry		2	1	33%	3
BAPTIST PRIMARY CARE FERNANDINA BEACH			3	100%	3
HEALGEN SCIENTIFIC			3	100%	3
MID FLORIDA CLINICAL LABORATORY		2	1	33%	3
Grandview Health Care Center		3			3
METALABDX		3			3
MEDEXPRESS URGENT CARE GREENSBURG		2	1	33%	3
Woodstock Nursing and Rehabilitation Center		3			3
LIFEGUARD AMBULANCE SERVICE LLC, TEXAS			3	100%	3
ANN STORCK CENTER INC		3			3
PHYSICIANS MEDICAL CENTER		3			3
CVS NM7242POCT ALBUQUERQUE		3			3
Kroger 448 - The Little Clinic Mason		3			3
DOCTORS HOSPITAL RENAISSANCE			3	100%	3
ASPIRUS WAUSAU HOSPITAL			3	100%	3
UNITY HEALTH AND REHABILITATION CENTER			3	100%	3
CANOPY AT HARPER LAKE, THE			3	100%	3
NASSAU COUNTY HEALTH DEPARTMENT-FERNANDINA BEACH C		3			3

# COVID-19: testing by laboratory

Data through May 11, 2021 verified as of May 12, 2021 at 09:25 AM

Data in this report are provisional and subject to change.

The numbers in the table below represent the number of Florida and non-Florida residents for whom test results were received by the Department of Health. A person can be tested by more than one laboratory and can have both positive and negative results. **Therefore, the sum of the numbers in each column will be larger than the total number of people tested.**

Reporting lab	Inconclusive	Negative	Positive	Percent positive	Total
Kings County Hospital Center			3	100%	3
RINGLING HEALTH CENTER		2	1	33%	3
MEMORIAL HOSPITAL OF TAMPA			3	100%	3
MEMORIAL HERMANN			3	100%	3
ROANE MEDICAL CENTER		2	1	33%	3
MEDEXPRESS URGENT CARE - LAWRENCE		3			3
Schoolcraft Medical Care Facility		3			3
WEILL CORNELL MEDICAL ASSOCIATES - EAST SIDE		3			3
Kroger 093 - The Little Clinic Stapleton		2	1	33%	3
ALOHA HOME CARE LLC DBA ACCENTCARE HOME HEALTH OF		3			3
EVERGREEN WOODS HEALTH & REHAB CENTER		2	1	33%	3
YORK HOSPITAL - LABORATORY			3	100%	3
CVS NJ2508POCT MANALAPAN		3			3
CVS IL2798POCT CHICAGO		1	2	67%	3
WINDSOR AT OCALA		2	1	33%	3
ORLANDO AIRPORT DIALYSIS		3			3
EAST CORE LAB			3	100%	3
OPP HEALTH AND REHABILITATION		3			3
TIFTON CARECONNECT URGENT CARE			3	100%	3
ADVANCED PEDIATRICS			3	100%	3
HEALTH EXPRESS		3			3
BAYSHORE MEDICAL CENTER LABORATORY		3			3
AUGUSTA UNIVERISTY MEDICAL CENTER			3	100%	3
HELGEMO & LIQU PEDIATRICS			3	100%	3
BROOKDALE OAKBRIDGE		1	2	67%	3
ORMOND BEACH URGENT CARE			3	100%	3
WEST TN HEALTH MED NORTH		3			3
PUBLIC HEALTH TRUST OF MIAMI DADE COUNTY			3	100%	3
Walgreens #5984		3			3
COASTAL PEDIATRIC CARE			3	100%	3
CAPE REGIONAL URGENT CARE MARMORA		2	1	33%	3
MARYLAND STATE DEPT OF HEALTH	2		1	33%	3
BARONESS ERLANGER HOSPITAL		3			3
Cleveland Clinic Weston			3	100%	3
MEDEXPRESS URGENT CARE - JEANNETTE		3			3
CROSSROADS URGENT CARE DBA URGENT TEA		3			3
FLORIDA LABORATORY ANALYSIS, LLC			3	100%	3
KAP MEDICAL GROUP, LLC			3	100%	3
NC STATE LABORATORY OF PUBLIC HEALTH		3			3
MEDEXPRESS - WILMINGTON KIRKWOOD HIGHWAY		2	1	33%	3
UNIVERSITY URGENT CARE			3	100%	3
CRISP REGIONAL HOSPITAL		3			3
ERIE COUNTY PUBLIC HEALTH CLINICAL		3			3
SCIENTIFIC LABORATORY DIVISION			3	100%	3
OCEAN PEDIATRIC CARE			3	100%	3
CORTLAND COUNTY HEALTH DEPARTMENT		3			3
YOUR DOCTOR'S OFFICE		2	1	33%	3

# COVID-19: testing by laboratory

Data through May 11, 2021 verified as of May 12, 2021 at 09:25 AM

Data in this report are provisional and subject to change.

The numbers in the table below represent the number of Florida and non-Florida residents for whom test results were received by the Department of Health. A person can be tested by more than one laboratory and can have both positive and negative results. **Therefore, the sum of the numbers in each column will be larger than the total number of people tested.**

Reporting lab	Inconclusive	Negative	Positive	Percent positive	Total
PRIMARY & URGENT CARE CENTERS			3	100%	3
AVANTE INVERNESS		1	2	67%	3
Medilodge of Monroe		3			3
BOONES CREEK URGENT CARE		1	2	67%	3
PROPATH			3	100%	3
THE OASIS BEACHSIDE		3			3
CARESPOT-WELLINGTON			3	100%	3
SURETOX LABORATORY LLC		2	1	33%	3
MEDFUSION		2	1	33%	3
NORTH DAKOTA DEPT OF HEALTH MICROBIOLOGY		1	2	67%	3
CVS MA2600POCT WEYMOUTH		2	1	33%	3
UNIVERSITY HEALTH SERVICES RIVER CAMPUS		2	1	33%	3
A PATTERN MEDICAL CLINIC		3			3
The Good Shepherd		3			3
PROHEALTH PRIMARY CARE - GLEN OAKS		3			3
CLINICA HISPANIA			3	100%	3
ACCOMPLISHED HOME CARE		3			3
CVS IL8753POCT CHICAGO		3			3
HOLY CITY MED URGENT CARE			3	100%	3
PARKLAND HEALTH & HOSPITAL			3	100%	3
EXPEDIAN URGENT CARE			3	100%	3
Home Health Care Clinic		2	1	33%	3
NORTH CAROLINA DEPT OF HEALTH & HUMAN SRVCS STATE LAB OF PUBLIC HEALTH			3	100%	3
NORTHWEST FLORIDA CLINICAL LAB		1	2	67%	3
Granville Center	1	2			3
QUALITY LABORATORY SERVICE		2	1	33%	3
UNIVERSITY OF MARYLAND MEDICAL CENTER			3	100%	3
Fort Gaines Health and Rehab		3			3
THE CENTER FOR DISCOVERY		3			3
MISSISSIPPI CARE CENTER OF DEKALB LLC		3			3
UNIVERSITY OF KANSAS MEDICAL CENTER			3	100%	3
EVENING PEDIATRICS INC		1	2	67%	3
RIGHT AT HOME			3	100%	3
DELRAY BEACH HEALTH DEPT LAB			3	100%	3
SOFTLAB			3	100%	3
CTRS			3	100%	3
STRINGFELLOW MEMORIAL HOSPITAL		3			3
CORE CLINICS, LLC		3			3
HARRIS URGENT CARE CENTER			3	100%	3
NASSAU COUNTY HEALTH DEPARTMENT		3			3
BROOKDALE SENIOR LIVING			3	100%	3
PLANT CITY FAMILY CARE		3			3
EXETER HOSPITAL		3			3
SEMINOLE FAMILY HEALTH CENTER		3			3
QUEST DIAGNOSTICS CLINICAL LABORATORIES INC		2	1	33%	3
BNC Medical Investors, LLC Berrien Nursing & Rehabilitation Center		3			3
CELEBRATION PRIMARY CARE ASSOCIATES LLC		3			3

# COVID-19: testing by laboratory

Data through May 11, 2021 verified as of May 12, 2021 at 09:25 AM

Data in this report are provisional and subject to change.

The numbers in the table below represent the number of Florida and non-Florida residents for whom test results were received by the Department of Health. A person can be tested by more than one laboratory and can have both positive and negative results. **Therefore, the sum of the numbers in each column will be larger than the total number of people tested.**

Reporting lab	Inconclusive	Negative	Positive	Percent positive	Total
CVS MN663POCT APPLE VALLEY		2	1	33%	3
MAYO		1	2	67%	3
PRIMARY CARE CENTER OF LAKE CITY, THE			3	100%	3
NORTHCREST MEDICAL CENTER		1	2	67%	3
JOJAN PHARMA INC		3			3
CVS SC5471POCT LEXINGTON		2	1	33%	3
CVS M05727POCT PLATTE CITY		3			3
NASON HOSPITAL			3	100%	3
Kroger 388 - The Little Clinic Braelinn Village		3			3
Concordia Village of Tampa			3	100%	3
TMH PHYSICIAN PARTNERS BLOUNTSTOWN			3	100%	3
GINKGO-IXLAYER		3			3
YATES COUNTY PUBLIC HEALTH		3			3
OPENTRONS PRL		2	1	33%	3
CVS TN7144POCT BARTLETT		3			3
CORNERSTONE MEDICAL CARE OF BRANDON		2	1	33%	3
TWELVE OAKS RECOVERY CENTER			3	100%	3
MID-FLORIDA PATHOLOGY LLC - MOBILE UNIT # 3		1	2	67%	3
CVS PA7132POCT THORNDALE		3			3
ROYAL PALM RETIREMENT CENTRE		3			3
ACCESS HEALTH CARE		2	1	33%	3
VIRTUA MEMORIAL HOSPITAL BURLINGTON COUNTY		1	2	67%	3
BASCOM PALMER EYE INSTITUTE			3	100%	3
CVS AZ1720POCT QUEEN CREEK		3			3
Village on the Green			3	100%	3
MEDEXPRESS URGENT CARE - O'FALLON		3			3
RIVERSIDE METHODIST HOSPITAL LAB			3	100%	3
TERRACE OF ST CLOUD, THE		2	1	33%	3
Magnolia Health and Rehab Center			3	100%	3
BAPTIST HOSPITAL OF MIAMI MCI BROWARD LABORATORY			3	100%	3
NATHAN LITTAUER HOSPITAL LAB		3			3
RRMC CREEKSIDE LAB		3			3
CVS MA1945POCT HANOVER		3			3
MEDEXPRESS URGENT CARE - RICHMOND, W BROAD ST		3			3
NORTHERN LIGHT LABORATORY		1	2	67%	3
MEMORIAL HEALTH UNIVERSITY MEDICAL CENTER			3	100%	3
INTERNAL MEDICINE AND WOUND CARE SPECIALIST LLC		3			3
AZALEALAND NURSING HOME		3			3
CVS MA137POCT QUINCY		3			3
BROOKDALE LAKE MARY			3	100%	3
Kroger 592 - The Little Clinic Alexander Plaza		2	1	33%	3
FIRST CARE - MIDDLESBORO			3	100%	3
CORNERSTONE DRUG AND GIFT INC		3			3
WELLSTAR URGENT CARE SHALLOWFORD		1	2	67%	3
INTERCOASTAL FAMILY PRATICE		1	2	67%	3
CVS MA1006POCT BROCKTON		3			3
THE PATHOLOGY LABORATORY		1	2	67%	3

# COVID-19: testing by laboratory

Data through May 11, 2021 verified as of May 12, 2021 at 09:25 AM

Data in this report are provisional and subject to change.

The numbers in the table below represent the number of Florida and non-Florida residents for whom test results were received by the Department of Health. A person can be tested by more than one laboratory and can have both positive and negative results. **Therefore, the sum of the numbers in each column will be larger than the total number of people tested.**

Reporting lab	Inconclusive	Negative	Positive	Percent positive	Total
GARCIA MORALES NELSON			3	100%	3
PEDIATRICS AND ADOLESCENT MEDICINE		2	1	33%	3
WHOLE CHILD PEDIATRICS			3	100%	3
ADVANCED MEDICAL RESEARCH CENTER LLC			3	100%	3
SHANDS AT LAKE SHORE LAB		1	2	67%	3
CVS - MINUTECLINIC			3	100%	3
SOLERA SPECIALTY PHARMACY LLC		2	1	33%	3
ISLAND NURSING HOME		2	1	33%	3
PHYSICIANS CARE INC		1	2	67%	3
Lebanon VAMC		2	1	33%	3
CALIFORNIA DEPARTMENT OF PUBLIC HEALTH BRANCH LABORATORY			3	100%	3
NEMOURS CHILDRENS PRIMARY CARE HORIZON WEST			3	100%	3
MARYWOOD NURSING CARE CENTER		3			3
Westside Terrace		3			3
COASTAL SKIN SURGERY AND DERMATOLOGY PL		3			3
EASTERN NEW MEXICO MEDICAL CENTER		3			3
THE MEDICAL CENTER			3	100%	3
FRESENIUS KIDNEY CARE			3	100%	3
ADVANCE FAMILY PRACTICE LLC			3	100%	3
CVS IN6608POCT NEW PALESTINE		1	2	67%	3
LEESBURG COMMUNITY HEALTH CENTERS			3	100%	3
CVS NJ1927POCT GREEN BROOK		3			3
VICAR'S LANDING NURSING HOME		2	1	33%	3
W.G. (Bill) Hefner VAMC		3			3
ADVENTHEALTH WATERMAN COMMUNITY CLINIC			3	100%	3
CURATIVE TEXAS			3	100%	3
NEW GEN LABS			3	100%	3
Sky View Rehabilitation and Health Care Center		3			3
WOODMARK AT UPTOWN ASSISTED LIVING		3			3
ST LUKES HOSPITAL			3	100%	3
FAMILY FIRST PEDIATRICS			3	100%	3
CARECENTER PHARMACY, LLC		3			3
CVS PA7611POCT ALLISON PARK		3			3
BAPTIST PRIMARY CARE, INC.		2	1	33%	3
FAMILY TREE MEDICAL GROUP PA		2	1	33%	3
CCRX OF NORTH CAROLINA, LLC		2	1	33%	3
HELIX LW UC		1	2	67%	3
RCA LABORATORY SERVICES LLC			3	100%	3
PREMIER FAMILY AND SPORTS MEDICINE		2	1	33%	3
MINUTECLINIC DIAGNOSTIC OF WISCONSIN,		3			3
ADRIANA M CASTRO MD PA		3			3
ATLANTIS OUTPATIENT CENTER		3			3
Illiana HCS -Danville VAMC		3			3
GYN PATH SERVICES			3	100%	3
CENTURY LINK SPORTS COMPLEX			3	100%	3
ELIAS KANAAN MD PA		3			3
Farmville Health & Rehab Center		3			3



# COVID-19: testing by laboratory

Data through May 11, 2021 verified as of May 12, 2021 at 09:25 AM

Data in this report are provisional and subject to change.

The numbers in the table below represent the number of Florida and non-Florida residents for whom test results were received by the Department of Health. A person can be tested by more than one laboratory and can have both positive and negative results. **Therefore, the sum of the numbers in each column will be larger than the total number of people tested.**

Reporting lab	Inconclusive	Negative	Positive	Percent positive	Total
CUMBERLAND MEDICAL CENTER INC		3			3
HARBORCHASE OF STUART			3	100%	3
Medilodge of Montrose		3			3
MEDEXPRESS URGENT CARE, HERMITAGE		1	2	67%	3
MINUTECLINIC, LLC #05891		2	1	33%	3
ST. PETERSBURG PEDIATRICS- 38TH AVENUE			3	100%	3
GREATER MOBILE URGENT CARE - SPRINGHILL			3	100%	3
CORMEUM LAB SERVICES, LLC			3	100%	3
CVS IL3163POCT OAK PARK		3			3
PREMIER CLINICAL RESEARCH INSTITUTE INC			3	100%	3
EASTMAN HEALTHCARE & REHAB		3			3
CVS MINUTE CLINIC #5836		3			3
LPG PEDIATRICS AT LEHIGH ACRES		2	1	33%	3
OHIO HEALTH DOCTORS HOSPITAL			3	100%	3
CAPTIAL REGIONAL MEDICAL CENTER			3	100%	3
CENTRAL FL INTERNAL MEDICINE ASSOCIATES LLC		3			3
NORTH NAPLES HOSPITAL RESPIRATORY THERAPY DEPARTMENT			3	100%	3
BLACKWATER RIVER			3	100%	3
CVS IN8639POCT TERRE HAUTE		3			3
MINUTECLINIC DIAGNOSTIC OF NEW MEXICO LLC #7552		3			3
GRIFOLS IH CENTER AND CLINICAL LABORATORY			3	100%	3
JS HEALTHCARE		2	1	33%	3
CERTIVIA LABORATORIES			3	100%	3
UK HEALTHCARE			3	100%	3
MANASOTA PEDIATRICS			3	100%	3
MARRA'S PHARMACY		3			3
GONZALEZ MD AND ASWAD MD HEALTH SERVICES			3	100%	3
MCGUFFEY HEALTH CARE CENTER INC		3			3
HUMC		1	2	67%	3
TAMPA		1	2	67%	3
CVS SC2497POCT LEXINGTON		3			3
EAST NAPLES PEDIATRICS			3	100%	3
OPTUM PRIMARY CARE - SILVER LAKES			3	100%	3
RICHMOND CITY DEPARTMENT OF PUBLIC HEALTH			3	100%	3
LIVINGSTON COUNTY DEPT OF HEALTH REPRO			3	100%	3
PEDIATRICS BY THE SEA JOG RD OFFICE			3	100%	3
BOSTON MEDICAL CENTER			3	100%	3
CVS AZ7841POCT TUCSON		3			3
NORTH SHORE HOSP. INFECTION CONTROL			3	100%	3
GRASSY SPRAIN PHARMACY INC		3			3
SAN JUAN REGIONAL MEDICAL CENTER		3			3
INSPIRED LIVING AT SARASOTA			3	100%	3
MURFREESBORO MEDICAL CLINIC		3			3
CVS TX19POCT SPRING		3			3
PARRISH MEDICAL CENTER-WAIVED TESTING		3			3
WYOMING DEPT OF HEALTH			3	100%	3
AFC URGENT CARE CLEVELAND			3	100%	3

# COVID-19: testing by laboratory

Data through May 11, 2021 verified as of May 12, 2021 at 09:25 AM

Data in this report are provisional and subject to change.

The numbers in the table below represent the number of Florida and non-Florida residents for whom test results were received by the Department of Health. A person can be tested by more than one laboratory and can have both positive and negative results. **Therefore, the sum of the numbers in each column will be larger than the total number of people tested.**

Reporting lab	Inconclusive	Negative	Positive	Percent positive	Total
Manor Care-Kingston Court of York PA, LLC		3			3
BROADWAY HEALTH FLORIDA MEDICAL CLINIC URGENT CARE			3	100%	3
TIEHH BIOTERRORISM RESPONSE LAB			3	100%	3
Gracemore Nursing and Rehab		3			3
WALGREENS #01456		3			3
GREENTREE MEDICAL CENTER			3	100%	3
CVS IL8744POCT BROOKFIELD		3			3
CENTRAL DUPAGE HOSPITAL			3	100%	3
IOWA DEPARTMENT OF PUBLIC HEALTH			3	100%	3
MEDEXPRESS-HOUSTON EAST FWY		1	2	67%	3
PINELLAS PARK HEALTH CENTER - PINELLAS CHD		1	2	67%	3
LEE CONVENIENT CARE AT SUMMERLIN			3	100%	3
LEE MEMORIAL HOSPITAL BLOOD GAS LAB			3	100%	3
LUCID LABORATORY SERVICES		3			3
MEMORIAL HERMANN CONSOLIDATED LABORATORY SERVICES			3	100%	3
SENTARA NORFOLK GENERAL HOSPITAL CENTRAL LAB			3	100%	3
JACKSONVILLE VA OPC			3	100%	3
NATIONAL JEWISH HEALTH			3	100%	3
CVS NV2989POCT NORTH LAS VEGAS		2	1	33%	3
Greystone Health Care Center		3			3
HARBORCHASE OF GAINESVILLE			3	100%	3
PANCARE HEALTH - FRANKLIN CO			3	100%	3
MEDEXPRESS URGENT CARE - WHEELING		2	1	33%	3
CAREHERE LLC			3	100%	3
MEDEXPRESS URGENT CARE - TOPEKA, SW WANAMAKER RD		3			3
SISD EMPLOYEE HEALTH CLINIC			3	100%	3
SUMMIT MEDICAL GROUP - WEST ORANGE		3			3
FREDERICK MEMORIAL HOSPITAL			3	100%	3
VELOCITY CARE			3	100%	3
C A R E S OXFORD		2	1	33%	3
TEMPUS_LABS			3	100%	3
MIDWAY SPECIALTY CARE RX LLC		1	2	67%	3
AUSTIN PUBLIC HEALTH			3	100%	3
ONE MEDICAL GROUP		1	2	67%	3
Franklin D. Roosevelt VAMC		3			3
SPARROW CENTRAL LAB			3	100%	3
ALCALA PHARMACEUTICALS			3	100%	3
US SPECIALTY LABS			3	100%	3
BOND & STEELE CLINIC, PA			3	100%	3
TUFTS MEDICAL CENTER			3	100%	3
HARBOUR'S EDGE		2	1	33%	3
CVS NC4169POCT FAYETTEVILLE		3			3
CVS AZ4795POCT MESA		3			3
DOCTORS CARE - AIKEN MALL			3	100%	3
Highland Ave. Eye Clinic		3			3
LAB PLUS, LLC AT ASCENSION SAINT THOMA		3			3
BAPTIST OUTPATIENT SERVICES			3	100%	3

# COVID-19: testing by laboratory

Data through May 11, 2021 verified as of May 12, 2021 at 09:25 AM

Data in this report are provisional and subject to change.

The numbers in the table below represent the number of Florida and non-Florida residents for whom test results were received by the Department of Health. A person can be tested by more than one laboratory and can have both positive and negative results. **Therefore, the sum of the numbers in each column will be larger than the total number of people tested.**

Reporting lab	Inconclusive	Negative	Positive	Percent positive	Total
CVS NE8616POCT LINCOLN		1	2	67%	3
UHEALTH JACKSON URGENT CARE - CUTLER BAY		1	2	67%	3
ORCHID COVE DAYTONA			3	100%	3
LITTLE SPURS PEDIATRIC URGENT CARE		1	2	67%	3
NEMOURS CHILDREN'S PRIMARY CARE, LONGWOOD			3	100%	3
PREMIER MOBILE HEALTH SERVICES, LLC		1	2	67%	3
CVS CA8861POCT BUENA PARK		3			3
CAMPAZZI CONCIERGE MEDICAL SERVICES		2	1	33%	3
Diversicare of Ripley		3			3
MEDI PARTNERS OF SOUTH FLORIDA		3			3
VA OUTPATIENT CLINIC-NEW PORT RICHEY			3	100%	3
SANIBEL MEDICAL CLINIC		1	2	67%	3
FLORIDA MENTOR-POINT WEST CLUSTER		3			3
MARLBORO URGENT CARE		3			3
ALLEGHENY GENERAL HOSPITAL			3	100%	3
VIBRA HEALTH LABORATORY			3	100%	3
MASSACHUSETTS DEPARTMENT OF HEALTH			3	100%	3
BEEBE MEDICAL CENTER LABORATORY		3			3
HOUSTON MEDICAL CENTER			3	100%	3
NORTHEAST FLORIDA INTERNAL MEDICINE PA		3			3
GULF COAST IMMEDIATE CARE CENTER		1	2	67%	3
MINUTECLINIC, LLC #05814		3			3
PRISMA HEALTH MIDLANDS			3	100%	3
SUMMIT CLINICAL LABORATORIES LLC			3	100%	3
SERENADES BY SONATA		1	2	67%	3
BROOME COUNTY HEALTH DEPARTMENT		2	1	33%	3
ADVENTHEALTH SEBRING- INFECTION CONTROL DEPARTMENT			3	100%	3
SAVANNAH COVE		3			3
CVS KS676POCT LAWRENCE		2	1	33%	3
ACCESS LABORATORIES LLC			3	100%	3
CLARA MAASS TRANSITIONAL CARE UNIT		3			3
ESCO DRUG CO INC		3			3
HEALTH SENTRY			3	100%	3
MEDEXPRESS URGENT CARE - TOTOWA		3			3
CVS IL2788POCT BUFFALO GROVE		3			3
TRUE HEALTH - LAKE UNDERHILL		3			3
CVS AZ7263POCT PHOENIX		3			3
CARENOW-ATASCOCITA			3	100%	3
PIEDMONT MOUNTAINSIDE HOSPITAL LAB - E		3			3
CVS TX2876POCT PROSPER		3			3
MEDEXPRESS URGENT CARE-BLOOMFIELD AVEN		2	1	33%	3
SOUTHEAST GEORGIA HEALTH SYSTEM BRUNS		3			3
MEDEXPRESS URGENT CARE - CEDAR KNOLLS		3			3
PREMIER MEDICAL CLINIC		3			3
MEDEXPRESS URGENT CARE-CLOQUET		3			3
LEXINGTON MEDICAL CENTER		1	2	67%	3
GET WELL EXPRESS URGENT CARE & WALK-IN CLINIC			3	100%	3

# COVID-19: testing by laboratory

Data through May 11, 2021 verified as of May 12, 2021 at 09:25 AM

Data in this report are provisional and subject to change.

The numbers in the table below represent the number of Florida and non-Florida residents for whom test results were received by the Department of Health. A person can be tested by more than one laboratory and can have both positive and negative results. **Therefore, the sum of the numbers in each column will be larger than the total number of people tested.**

Reporting lab	Inconclusive	Negative	Positive	Percent positive	Total
SPRINGHILL MEMORIAL HOSPITAL		3			3
FLORIDA MEDICAL ASSOCIATES		3			3
ACL LABORATORIES INDUSTRIAL TOXICOLOGY			3	100%	3
APEX CLINICAL LABORATORIES INC		3			3
LAURELLWOOD NURSING CENTER		1	2	67%	3
HOUSTON METHODIST HOSPITAL			3	100%	3
COOSA VALLEY HEALTHCARE CENTER LLC		3			3
WALGREENS #05477		3			3
MONTANA PUBLIC HEALTH LAB			3	100%	3
ALABAMA MEDICAL GROUP PC		2	1	33%	3
Providence VAMC		3			3
MARTIN MEDICAL CENTER INC		1	2	67%	3
MINUTECLINIC DIAG OF IND, LLC #5369		2	1	33%	3
OHIO DEPARTMENT OF HEALTH LABORATORY		2	1	33%	3
WOMENS CARE FLORIDA LLC-LABORATORY		3			3
ALLIED PHYSICIANS GROUP PLLC		3			3
LIFE CARE CENTER OF SKAGIT VALLEY		3			3
HEALTH FIRST MEDICAL GROUP			3	100%	3
MERCY HEALTH			3	100%	3
INSPIRA MEDICAL CENTER VINELAND LAB		2	1	33%	3
WYCLIFFE BIBLE TRANSLATORS		3			3
MEDEXPRESS URGENT CARE-SALINA, S 9TH ST		3			3
CROWNE HEALTH CARE OF FORT PAYNE		2	1	33%	3
WALGREENS NO 19542		3			3
SUNDALE NURSING HOME		3			3
Hackensack Univ Medical Center At Pasc		2	1	33%	3
ESTERO FIRE RESCUE		3			3
CVS MA654POCT ACTON		3			3
MED FUSION			3	100%	3
CLEARWATER		2	1	33%	3
HARDEN DIALYSIS		1	2	67%	3
CVS OH2540POCT HILLIARD		3			3
HAMILTON COUNTY HEALTH DEPARTMENT		3			3
BICKERTON, DAWN		3			3
COL CROSSROAD		1	2	67%	3
FAMILY CARE SPECIALISTS OF ORLANDO			3	100%	3
CHOTA COMMUNITY HEALTH SERVICES		2	1	33%	3
CVS IN6559POCT AVON		3			3
RESOLUTE PAIN SOLUTIONS		3			3
PIEDMONT ROCKDALE HOSPITAL		2	1	33%	3
NOVA SOUTHEASTERN UNIVERSITY		2	1	33%	3
TRISTAR WELLNESS, LLC		3			3
BAPTIST HEALTH SURGERY CENTER AT NORTHPOINT			3	100%	3
C19 LABS			3	100%	3
TAYLOR MANOR		1	2	67%	3
MINUTE CLINIC DIAGNOSTIC OF KANSAS PA		3			3
CVS OH4359POCT HUDSON		3			3

# COVID-19: testing by laboratory

Data through May 11, 2021 verified as of May 12, 2021 at 09:25 AM

Data in this report are provisional and subject to change.

The numbers in the table below represent the number of Florida and non-Florida residents for whom test results were received by the Department of Health. A person can be tested by more than one laboratory and can have both positive and negative results. **Therefore, the sum of the numbers in each column will be larger than the total number of people tested.**

Reporting lab	Inconclusive	Negative	Positive	Percent positive	Total
CVS IN6605POCT INDIANAPOLIS		2	1	33%	3
HIALEAH SHORES NURSING AND		2	1	33%	3
CVS M08555POCT KANSAS CITY		3			3
Crowne Health Care of Mobile		3			3
EMERALD PARK OF HOLLYWOOD			3	100%	3
HARRINGTON PARK HEALTH AND REHAB		3			3
CVS TX7675POCT RED OAK		1	2	67%	3
Kroger 571 - The Little Clinic Hendersonville		1	2	67%	3
UC CORAL GABLES		1	2	67%	3
SCHIFF CENTER FOR LIVER DISEASES		1	2	67%	3
CVS PA371POCT PHILADELPHIA		3			3
CVS AZ7075POCT CHANDLER		3			3
THOMAS LANGLEY			3	100%	3
320 S TRANSIT ST		3			3
SAFE PMC		3			3
Kroger 635 - The Little Clinic Dacula		3			3
NORTHSIDE FAMILY MEDICINE AND URGENT CARE (HOLLY SPRINGS)		3			3
IP BOISE 1		2	1	33%	3
QUEST DIAGNOSTICS INCORPORATED	1		2	67%	3
Kroger 387 - The Little Clinic Hubbards Lane		3			3
ADVANCED URGENT CARE CENTER OF THE UPPER KEYS		1	2	67%	3
B2 URGENT CARE		1	2	67%	3
MEDEXPRESS URGENT CARE - HADLEY		3			3
COX HEALTH SOUTH LAB		1	2	67%	3
PEDIATRICS IN NORTH FLORIDA PA			3	100%	3
THE DOCTORS OFFICE OF BRICK, LLC		3			3
TAMPA INTERNATIONAL AIRPORT			3	100%	3
RAPID CITY RUGENT CARE			3	100%	3
Englewood Health and Rehab			3	100%	3
LEGACY ER AND URGENT CARE			3	100%	3
CEDAR CREST HEALTH CENTER		3			3
CGH MEDICAL CENTER			3	100%	3
MINUTECLINIC DIAGNOSTIC, PA		3			3
Maple Lawn MCF		3			3
SPRING LAKE REHABILITATION CENTER			3	100%	3
OMNI HEALTHCARE INC		1	2	67%	3
PRECIDENT FLORIDA		3			3
SOLLIS HEALTH			3	100%	3
MANATEE URGENT CARE LLC			3	100%	3
MEDEXPRESS URGENT CARE-WILKINS TOWNSHIP, WILLIAM PENN HIGHWAY		3			3
PALM COAST DIALYSIS		2	1	33%	3
MEDICAL CENTER OF THE ROCKIES			3	100%	3
EXPRESSCARE URGENT CARE CENTER			3	100%	3
WINDERMERE PEDIATRICS			3	100%	3
NEMOURS CHILDREN'S URGENT CARE LAKE NONA			3	100%	3
MINUTECLINIC DIAGNOSTIC, PA #10252		3			3
AFFORDABLE PRIMARY CARE LLC		3			3

# COVID-19: testing by laboratory

Data through May 11, 2021 verified as of May 12, 2021 at 09:25 AM

Data in this report are provisional and subject to change.

The numbers in the table below represent the number of Florida and non-Florida residents for whom test results were received by the Department of Health. A person can be tested by more than one laboratory and can have both positive and negative results. **Therefore, the sum of the numbers in each column will be larger than the total number of people tested.**

Reporting lab	Inconclusive	Negative	Positive	Percent positive	Total
24TH WEAPONS OF MASS DESTRUCTION - CIVIL SUPPORT		3			3
EFFINGHAM HOSP, INC, DBA EFFINGHAM HEALTH		3			3
Kroger 758 - The Little Clinic Providence		3			3
CVS NC3514POCT STANLEY		3			3
NHC DICKSON		3			3
HOMELAND CENTER		3			3
Biopharmaceutics Laboratory Section		3			3
NEBRASKA MEDICAL CENTER			3	100%	3
John Knox Manor Inc II		2	1	33%	3
DOCTOR 4 U CLINIC		1	2	67%	3
ADVENTHEALTH IMAGING LAKE NONA		1	2	67%	3
ADVICE FOR OPTIMAL WELLNESS, INC			3	100%	3
FOUR WINDS BEHAVIORAL HEALTH		3			3
CVS PHARMACY INC DBA CVS/PHARMACY #10908		3			3
JERSEY IRISH MEDICAL		3			3
COOPER UNIVERSITY HOSPITAL LABORATORY		2	1	33%	3
PINELLAS CHD - CLEARWATER		2	1	33%	3
SOUTHERN SURGICAL ARTS		3			3
OCALA REGIONAL KIDNEY CENTER-WEST			3	100%	3
DIGNITY HEALING LLC			3	100%	3
VA West Los Angeles Medical Center		3			3
CROSSVILLE MEDICAL GROUP		1	2	67%	3
KIDSVILLE PEDIATRICS IV PA		1	2	67%	3
NEWCARE PRIMARY MEDICINE			3	100%	3
RENE F CEDENO DMD PA		3			3
MINUTECLINIC #1773		3			3
MEDEXPRESS URGENT CARE, EDWARDSVILLE		3			3
MEDSTAR URGENT CARE, LLC			3	100%	3
BRADENTON PHYSICIAN MEDICAL CENTER			3	100%	3
PENSACOLA MEDICAL CLINIC LLC			3	100%	3
COMMUNICABLE DISEASE CONTROL/PUBLIC HEALTH EMERGENCY PREPAREDNESS			3	100%	3
CDK LIBERTY ENTERPRISES, LLC		3			3
Maryfield Inc. dba Pennybyrn		3			3
NEBRASKA DEPARTMENT OF HEALTH AND HUMAN SERVICES			3	100%	3
INTERNAL MEDICINE & PEDIATRICS WELLNESS CENTER			3	100%	3
Michael J Crescenz VA Outpatient Dialysis Center		3			3
VIRGINIA DIVISION OF CONSOLIDATED LABORATORIES			3	100%	3
NORTHSIDE HOSPITAL D/B/A ARTHRITIS		3			3
EMORY CRAWFORD LONG HOSPITAL			3	100%	3
MEDEXPRESS URGENT CARE - HACKETTSTOWN		2	1	33%	3
SCRIPPS CLINIC MEDICAL			3	100%	3
Glenview Terrace Nursing Center		3			3
LEGACY ER & URGENT CARE - FRISCO WEST			3	100%	3
ASANTE THREE RIVERS MEDICAL CENTER LAB		3			3
DASCENA LAB			3	100%	3
ADVENTHEALTH MEDICAL GROUP OBSTETRICS			3	100%	3
HOPE HEALTH CARE, LLC		3			3

# COVID-19: testing by laboratory

Data through May 11, 2021 verified as of May 12, 2021 at 09:25 AM

Data in this report are provisional and subject to change.

The numbers in the table below represent the number of Florida and non-Florida residents for whom test results were received by the Department of Health. A person can be tested by more than one laboratory and can have both positive and negative results. **Therefore, the sum of the numbers in each column will be larger than the total number of people tested.**

Reporting lab	Inconclusive	Negative	Positive	Percent positive	Total
AFC URGENT CARE/FARRAGUT			3	100%	3
SOUTHCARE PHARMACY INC		1	2	67%	3
VELOCITY URGENT CARE			3	100%	3
Broadview Multi-Care Center		3			3
CVS RI326POCT NORTH SMITHFIELD		3			3
SSM HEALTH ST LOUIS MICROBIOLOGY LABORATORY		1	2	67%	3
MUNSON MEDICAL CENTER			3	100%	3
STARLING AT SAN JOSE			3	100%	3
CVS MO10151POCT SPRINGFIELD		2	1	33%	3
DOUGLASVILLE NURSING AND REHABILITATIO		3			3
HOCHBERG LOWER SCHOOL		3			3
NEMOURS CHILDRENS PRIMARY CARE MAITLAND			3	100%	3
ONSLow MEMORIAL HOSPITAL LABORATORY		3			3
ALLIANCE LABS @LRMC			3	100%	3
MEDEXPRESS URGENT CARE, BELLE VERNON		3			3
2412 LEBANON PIKE		2	1	33%	3
Bainbridge Health and Rehab		3			3
SAMARITAN PACIFIC COMMUNITIES HOSPITAL		2	1	33%	3
WAL-MART STORES EAST LP		2	1	33%	3
HEALTH AND WELLNESS URGENT CARE LLC			3	100%	3
AVALON MEDICAL GROUP		1	2	67%	3
SIGNATURE CARE PFLUGERVILLE			3	100%	3
CVS MA335POCT RAYNHAM		3			3
NORTHWELL HEALTH			3	100%	3
HEPATOLOGY DIAGNOSTIC LAB			3	100%	3
DUKE UNIVERSITY POINT OF CARE TESTING PROGRAM			3	100%	3
SUN TERRACE HEALTH CARE CENTER			3	100%	3
VA Healthcare Center- Newburg		1	1	50%	2
A G RHODES HOME AT WESLEY WOODS		2			2
CQUENTIA NGS, LLC			2	100%	2
WELLNESS MEDICAL CLINIC			2	100%	2
MEDEXPRESS URGENT CARE - SOUTH CHARLESTON		2			2
MEDEXPRESS-DOVER		2			2
ALABAMA REFERENCE LAB			2	100%	2
RMC BROOKHOLLOW MED AESTHETICS INC		2			2
ROYAL CARE MEDICAL CENTER			2	100%	2
CVS AZ9374POCT TUCSON		2			2
MEDEXPRESS URGENT CARE - LINCOLN VILLA		2			2
BETHESDA HEALTH CARE CENTER		2			2
PruittHealth Lakehaven		2			2
CVS MD1490POCT GAITHERSBURG		2			2
WALGREENS #13605		2			2
ACN PHYSICIANS GROUP CORP			2	100%	2
THE EDGEWATER AND WATERMAN VILLAGE			2	100%	2
WESTMINSTER SUNCOAST			2	100%	2
Kroger 647 - The Little Clinic Newnan Crossings		1	1	50%	2
Henry County Health and Rehabilitation		2			2

# COVID-19: testing by laboratory

Data through May 11, 2021 verified as of May 12, 2021 at 09:25 AM

Data in this report are provisional and subject to change.

The numbers in the table below represent the number of Florida and non-Florida residents for whom test results were received by the Department of Health. A person can be tested by more than one laboratory and can have both positive and negative results. **Therefore, the sum of the numbers in each column will be larger than the total number of people tested.**

Reporting lab	Inconclusive	Negative	Positive	Percent positive	Total
Manorcare Health Services - Williamsport South		2			2
DUKE HEALTH REGIONAL HOSPITAL			2	100%	2
CARENOW LENEXA			2	100%	2
Kroger 101 - The Little Clinic Hill Top		2			2
BAPTIST HEALTH PRIMARY CARE AT DORAL			2	100%	2
TMH EC NORTHEAST LABORATORY			2	100%	2
AMERICAN RESEARCH CENTERS OF FLORIDA			2	100%	2
LINIL VISITING NURSES, INC		2			2
SKY LAKES MEDICAL CENTER		2			2
ManorCare Rehab Center of Marietta		2			2
THE FOUNTAIN AT BOCA CIEGA BAY		2			2
MOBILE MEDICAL UNIT- SAINT JOSEPH REG		2			2
Durham VAMC		2			2
NORTON IMMEDIATE CARE CENTER - PRESTON			2	100%	2
COLONIAL VILLA GOOD SAMARITAN CENTER		2			2
MIRAMAR KIDNEY CENTER		1	1	50%	2
WURLAND NURSING AND REHABILITATION, L		2			2
Workmens Circle Multicare Center		2			2
ADVENTHEALTH EAST ORLANDO EMPLOYEE CLINIC		2			2
SUMMIT URGENT CARE PS			2	100%	2
QUALITY URGENT CARE CENTER		1	1	50%	2
SENTARA NORFOLK GENERAL HOSPITAL			2	100%	2
SOUTHEAST GEORGIA HEALTH SYSTEM			2	100%	2
UNIVERSITY COMMUNITY HEALTH SERVICES		1	1	50%	2
BUCKINGHAM PAVILION INC		2			2
MINUTECLINIC DIAGNOSTIC OF KANSAS, PC		2			2
BIONIC TECHNOLOGIES CORPORATION			2	100%	2
NIAGARA APOTHECARY INC		2			2
Parkview Care and Rehabilitation Center		2			2
SHERIDAN AT HOBE SOUND, THE			2	100%	2
Green Mountain Nursing and Rehabilitation		2			2
BAYFRONT CARDIOVASCULAR ASSOCIATES		1	1	50%	2
AHC Forest cove		2			2
CVS AZ7855POCT TUCSON		1	1	50%	2
CHIPLEY DIALYSIS			2	100%	2
WALGREENS NO 10512		1	1	50%	2
VOLUNTEERS OF AMERICA OF FLORIDA			2	100%	2
Children's Specialized Hospital		2			2
ORLANDO DIALYSIS		1	1	50%	2
Kroger 853 - The Little Clinic East Broad Street		2			2
VITAL CARE CLINIC, LLC			2	100%	2
RAPID URGENT CARE - ALBANY			2	100%	2
GUARDIAN HOME CARE OF CENTRAL GEORGIA		2			2
Kroger 686 - The Little Clinic Farragut		2			2
PT&J REHAB LLC		1	1	50%	2
LEHIGH MEDICAL AND RESEARCH CENTER, INC			2	100%	2
GREEN RIVER MEDICAL CENTER			2	100%	2



# COVID-19: testing by laboratory

Data through May 11, 2021 verified as of May 12, 2021 at 09:25 AM

Data in this report are provisional and subject to change.

The numbers in the table below represent the number of Florida and non-Florida residents for whom test results were received by the Department of Health. A person can be tested by more than one laboratory and can have both positive and negative results. **Therefore, the sum of the numbers in each column will be larger than the total number of people tested.**

Reporting lab	Inconclusive	Negative	Positive	Percent positive	Total
MOBILE HEALTH LABS LLC			2	100%	2
UNITED PHYSICIAN GROUP FAMILY MEDICINE OF HAMPTON		2			2
ANDERSON COUNTY HOSPITAL			2	100%	2
CORNELIA REDDY URGENT CARE		2			2
ORLANDO LUTHERAN TOWERS		1	1	50%	2
DOWN HOME MEDICAL			2	100%	2
INTERMOUNTAIN MEDICAL CENTER			2	100%	2
PALOS COMMUNITY HOSPITAL LABORATORY			2	100%	2
TEXAS HEALTH CARE			2	100%	2
CVS M05724POCT KANSAS CITY		2			2
PRECISION DIAGNOSTIC INC		2			2
MID-FLORIDA HEMATOLOGY AND ONCOLOGY CENTERS		2			2
STANKUS FAMILY CARE		1	1	50%	2
AGILE URGENT CARE			2	100%	2
SENECA HEALTH CARE CENTER		2			2
SOUTH DAKOTA DEPARTMENT OF HEALTH		2			2
GULF COAST REGIONAL MEDICAL CARE		2			2
Buena Vista Care Center		2			2
BLOSSOMS ASSISTED LIVING 1 LLC			2	100%	2
MEDEXPRESS URGENT CARE - DERBY N ROCK		2			2
APPLING NURSING & REHABILITATION PAVIL		2			2
Life Care Center of Elyria		2			2
Walgreens #9890		2			2
ADVAGENIX			2	100%	2
BNJ		2			2
CHRISTUS SPOHN HOSPITAL			2	100%	2
St. Luke's Care Center		2			2
Bethel Lutheran Home		2			2
STAGES OF LIFE MEDICAL INSTITUTE			2	100%	2
DAVENPORT PEDIATRICS CLERMONT			2	100%	2
ANNE ARUNDEL MEDICAL CENTER			2	100%	2
WillowBrooke Court at Westminster Village		2			2
Greystone Nursing and Rehab, LLC			2	100%	2
CARRIER MILLS NURSING & REHABILITATION CENTER LLC		2			2
CVS MA1094POCT GREENFIELD		2			2
SOUTHERN SPRINGS HEALTH CARE		2			2
CLINIC OF PLANT CITY, THE		2			2
WALGREENS #06583		2			2
NORTHSIDE FAMILY MEDICINE AND URGENT CARE (EAST COBB)		2			2
SOUTHSIDE FAMILY MEDICAL		2			2
ST JOSEPH'S HOSPITAL INC			2	100%	2
PRIMARY HEALTH CARE ASSOCIATES INC			2	100%	2
CVS AZ9273POCT TUCSON			2	100%	2
EASTLAKE MEDICAL CENTER		2			2
MEMORIAL HERMANN HOSPITAL			2	100%	2
COVANCE			2	100%	2
EXCUSED ABSENCE PLLC		2			2

# COVID-19: testing by laboratory

Data through May 11, 2021 verified as of May 12, 2021 at 09:25 AM

Data in this report are provisional and subject to change.

The numbers in the table below represent the number of Florida and non-Florida residents for whom test results were received by the Department of Health. A person can be tested by more than one laboratory and can have both positive and negative results. **Therefore, the sum of the numbers in each column will be larger than the total number of people tested.**

Reporting lab	Inconclusive	Negative	Positive	Percent positive	Total
BAPTIST HEALTH MEDICAL PLAZA			2	100%	2
DEVLAB, LLC			2	100%	2
UNITY LONGPOND		2			2
ADVENTHEALTH CENTRA CARE POINCIANA			2	100%	2
EXPRESS CARE WALK-IN CLINIC			2	100%	2
CIRRUS DX			2	100%	2
WE CARE HOME HEALTH SOLUTIONS LLC			2	100%	2
AEGIS MEDICAL GROUP LLC			2	100%	2
AMEDISYS HOME HEALTH OF GREENVILLE			2	100%	2
PRECISION CLINICAL RESEARCH			2	100%	2
Manorcare Health Services West Reading North		2			2
FLORIDA DEPARTMENT OF HEALTH IN ESCAMBIA COUNTY		1	1	50%	2
WISCONSIN STATE LABORATORY OF HYGIENE		1	1	50%	2
MINUTECLINIC MINUTECLINIC #4978		1	1	50%	2
UNIVERSITY OF MARYLAND PATHOLOGY ASSOCIATES			2	100%	2
LILY PHARMACY		2			2
WOODLAND VILLAGE HEALTHCARE CENTER		2			2
Robert Cranfield			2	100%	2
Jersey City Medical Center		2			2
HANOVER ENDOSCOPY CENTER		2			2
Kroger 407 - The Little Clinic Lexington		1	1	50%	2
SPARTANBURG REGIONAL MEDICAL CENTER			2	100%	2
Port Orange Nursing And Rehab Center			2	100%	2
GERM BUSTERS 911 LLC			2	100%	2
Kroger 096 - The Little Clinic Orchard and Holly		2			2
CITRUS DERMATOLOGY			2	100%	2
ABSOLUTE CAREGIVERS HOME HEALTH AGENCY INC			2	100%	2
HAILE MEDICAL GROUP PA		2			2
MEDEXPRESS URGENT CARE, MOSSIDE		2			2
SHANDS JACKSONVILLE CLINICAL CENTER		1	1	50%	2
GOLDSTEIN			2	100%	2
GSM OCED Subsection			2	100%	2
STATCARE URGENT AND WALK-IN			2	100%	2
PEACE RIVER MEDICAL CENTER		2			2
MISSION HOSPITAL REGIONAL MEDICAL CENTER			2	100%	2
POPLAR HEALTHCARE			2	100%	2
SCHEURER HOSPITAL		2			2
MEMORIAL HOSPITAL WEST			2	100%	2
BAY CORRECTIONAL AND REHABILITATION FACILITY			2	100%	2
MEASE MANOR MEMORY CARE		2			2
SENDER RETREAT ADULT DAY CARE CENTERS			2	100%	2
SUMMIT URGENT CARE - MARIETTA		2			2
VISITING PHYSICIANS OF THE TREASURE COAST LLC			2	100%	2
ManorCare Health Services Peters Township		2			2
SWIFT CREEK HEALTH CENTER AT THE TEMPL		2			2
VALLEY HOSPITAL MEDICAL CENTER		1	1	50%	2
Luther Acres Manor		2			2

# COVID-19: testing by laboratory

Data through May 11, 2021 verified as of May 12, 2021 at 09:25 AM

Data in this report are provisional and subject to change.

The numbers in the table below represent the number of Florida and non-Florida residents for whom test results were received by the Department of Health. A person can be tested by more than one laboratory and can have both positive and negative results. **Therefore, the sum of the numbers in each column will be larger than the total number of people tested.**

Reporting lab	Inconclusive	Negative	Positive	Percent positive	Total
PIEDMONT MOUNTAINSIDE HOSPITAL LABORAT		2			2
Lenawee Medical Care Facility		2			2
Walgreens #7156			2	100%	2
Cottage of the Shoals		2			2
BOSTON PUBLIC HEALTH COMMISSION			2	100%	2
IMA MEDICAL CENTER OF WEST TAMPA		1	1	50%	2
PHYSICIANS PREMIER			2	100%	2
ST ANTHONY COMMUNITY HOSPITAL LAB		1	1	50%	2
PTC LABORATORIES			2	100%	2
FLORIDA SPINE AND PAIN SPECIALISTS		2			2
Kroger 667 - The Little Clinic Litchfield Park		2			2
OSF SAINT FRANCIS MEDICAL CENTER			2	100%	2
WEAKLEY COUNTY REHAB AND NURSING CENTER		2			2
ABRAKIDABRA KIDS CLINIC			2	100%	2
Highland Rehabilitation and Nursing Center		2			2
HERITAGE VILLAGE REHAB & SKILLED NURSI		2			2
PEACEHEALTH CENTRAL		2			2
ASSOCIATES IN INTERNAL MEDICINE PA			2	100%	2
JENNIE STUART MEDICAL CENTER			2	100%	2
OUR LOVING HANDS COMPANION SERVICE LLC		2			2
SWEDISH COVENANT HOSPITAL			2	100%	2
WARE EXPRESS CARE			2	100%	2
SIMMONS			2	100%	2
KETTERING MEDICAL CENTER			2	100%	2
ASANTE ROGUE REGIONAL MEDICAL CENTER L		2			2
UNIVERSITY OF MN MEDICAL CENTER EAST CAMPUS			2	100%	2
Macon Valley Nursing and Rehabilitation Center		2			2
FASTCARE LLC			2	100%	2
North Ottawa Care Center at Heartwood Lodge		2			2
MEDEXPRESS URGENT CARE - LINCOLN		2			2
ONslow COUNTY HEALTH DEPARTMENT			2	100%	2
CHNJ		2			2
CVS NJ2369POCT JACKSON		2			2
NEMOURS CHILDRENS PRIMARY CARE			2	100%	2
HEALTH NETWORK			2	100%	2
INTERNAL MEDICINE SPECIALISTS MEDICAL GROUP, PA		2			2
UMASS MEMORIAL MEDICAL CENTER, INC		1	1	50%	2
CVS NC2297335CV GREENSBORO		2			2
CENTRAL FLORIDA FAMILY HEALTH CENTER		2			2
MEDLOGIC, LLC		2			2
LUTHERAN SERVICES FLORIDA INC		1	1	50%	2
SCIENTIFIC LABORATORY COMPANY		2			2
MAJESTIC GUARDIANS			2	100%	2
Glenburn Home		2			2
CSS- TWELVE OAKS			2	100%	2
CARE ATC SUN HYDRAULICS TALLAVAST			2	100%	2
HOUSTON HEALTH DEPARTMENT - BUREAU OF LABORATORY SERVICES			2	100%	2

# COVID-19: testing by laboratory

Data through May 11, 2021 verified as of May 12, 2021 at 09:25 AM

Data in this report are provisional and subject to change.

The numbers in the table below represent the number of Florida and non-Florida residents for whom test results were received by the Department of Health. A person can be tested by more than one laboratory and can have both positive and negative results. **Therefore, the sum of the numbers in each column will be larger than the total number of people tested.**

Reporting lab	Inconclusive	Negative	Positive	Percent positive	Total
HOLY FAMILY MEDICAL CENTER		1	1	50%	2
VENETIAN GARDENS		2			2
Iowa Veterans Home		2			2
MINUTECLINIC DIAG OF IND, LLC #4368		2			2
Cypress Cove Center		2			2
JEFFERSON WASHINGTON TOWNSHIP HOSPITAL		2			2
Southern Pines Healthcare Center		1	1	50%	2
Pinnacle Assisted Living			2	100%	2
OAKBRIDGE TERRACE AT SAE			2	100%	2
BAPTIST HEALTH PRIMARY CARE HOMESTEAD			2	100%	2
Kroger 549 - The Little Clinic Clinton Highway		2			2
MEMORIAL HEALTH SYSTEM		1	1	50%	2
CVS MA38POCT CHARLTON		2			2
TRINITAS REGIONAL MEDICAL CENTER		1	1	50%	2
LEXINGTON PLACE			2	100%	2
FKC AMELIA ISLAND DIALYSIS			2	100%	2
FLAGLER PROFESSIONAL HEALTH CAE SERVICES INC		2			2
Kroger 619 - The Little Clinic Hendersonville Indian Lake		2			2
ACCESS MEDICAL GROUP OF FLORIDA CITY			2	100%	2
UHEALTH CARDIOLOGY			2	100%	2
Parkwood in the Pines		2			2
MEDICAL ARTS LABORATORY			2	100%	2
OELWEIN HEALTH CARE CENTER		2			2
CAREATC - PALM HARBOR		1	1	50%	2
PORTAGE MEDICAL CENTER			2	100%	2
BROOKDALE PALM BEACH GARDENS			2	100%	2
The Grand Rehabilitation & Nursing Utica		2			2
METHODIST SPECIALTY CARE CENTER		2			2
GARNET HEALTH DOCTORS		2			2
ST. VINCENT HOSPITAL			2	100%	2
COOPER CLINIC			2	100%	2
OAKMONT OF UNION SC, LLC		2			2
SWEETWATER NURSING CENTER		2			2
US LABS		2			2
Kroger 777 - The Little Clinic Shelbyville		1	1	50%	2
The Palms Nursing and Rehabilitation		1	1	50%	2
UNIVERSITY OF ILLINOIS HOSPITAL			2	100%	2
LAKE SUCCESS EXTENDED CARE		2			2
BLANCHARD VALLEY HOSPITAL LABORATORY			2	100%	2
FLORIDA MEDICAL CLINIC, LLC			2	100%	2
Chatham Nursing and Rehab Center		2			2
TMH PHYSICIAN PARTNERS MONTICELLO		1	1	50%	2
MED-LAKE LABORATORY, LLC			2	100%	2
Coos County Nursing Home		2			2
SOUTHERN BREEZE HEALTHCARE		1	1	50%	2
FHCP ASC - ORANGE CITY			2	100%	2
KAISER SUNNYSIDE MEDICAL CTR LAB		2			2

# COVID-19: testing by laboratory

Data through May 11, 2021 verified as of May 12, 2021 at 09:25 AM

Data in this report are provisional and subject to change.

The numbers in the table below represent the number of Florida and non-Florida residents for whom test results were received by the Department of Health. A person can be tested by more than one laboratory and can have both positive and negative results. **Therefore, the sum of the numbers in each column will be larger than the total number of people tested.**

Reporting lab	Inconclusive	Negative	Positive	Percent positive	Total
URGENTMED PLANTATION			2	100%	2
Sanford Health & Rehabilitation			2	100%	2
NEWTON MEMORIAL HOSPITAL		2			2
EVERYBODY'S FAMILY CLINIC		2			2
CENTRAL JERSEY URGENT CARE OF GREEN BR		2			2
LAREDO EMERGENCY ROOM			2	100%	2
STUDENT HEALTH SERVICES			2	100%	2
CVS NC6633POCT FAYETTEVILLE		2			2
Friendship Manor Inc.		2			2
MAYO CLINIC COUMADIN CLINIC LABORATORY		1	1	50%	2
METHODIST HEALTHCARE - MEMPHIS HOSP		2			2
MEDEXPRESS URGENT CARE - ST CLAIR, CLOVER DR.		1	1	50%	2
Piney Grove Nursing and Rehabilitation Center		2			2
LAKEVIEW HEALTH CARE SYSTEM LLC			2	100%	2
DNA DIAGNOSTICS CENTER		2			2
NORTHEAST FLORIDA HEALTH SERVICES, INC DBA FAMILY HEALTH SOURCE			2	100%	2
ST. ELIZABETH HEALTHCARE			2	100%	2
CHRISTIAN REST HOME ASSOC		2			2
VA Central California HCS		2			2
DELAWARE DIVISION OF PUBLIC HEALTH			2	100%	2
AMERICAN MEDICAL LABORATORIES			2	100%	2
OXLEY PARK HEALTH & REHAB		2			2
IM&P WELLNES CENTER			2	100%	2
MADISON HOSPITAL LABORATORY			2	100%	2
CLARKSVILLE HEALTH SYSTEM			2	100%	2
FHPG SURGICAL ASSOCIATES OF EAST PASCO			2	100%	2
HARTFORD HEALTH CARE & REHABILITATION			2	100%	2
VALUE DRUGS BRONXVILLE INC		2			2
DESERT HOSPITAL/CPHU CLINICAL LABORATORY			2	100%	2
The Friendly Home		2			2
BELLIN HOSPITAL			2	100%	2
Robert J Dole VAMC		2			2
PLAINS REGIONAL MEDICAL CENTER		2			2
ENVOY OF FORK UNION, LLC DBA ENVOY AT THE VILLAGE		2			2
Absolut Care at Three Rivers		2			2
CARINGPLUS HOMECARE LLC		1	1	50%	2
SUMMERFIELD RETIREMENT LIVING, INC			2	100%	2
ASHLEY PEDIATRICS			2	100%	2
SCDHEC BUREAU OF LABORATORIES			2	100%	2
RAPID RESULT CORP LLC		1	1	50%	2
CRESTVIEW CLINICAL LABORATORY			2	100%	2
87TH MEDICAL GROUP - MCGUIRE AMBULATORY CARE FACILITY		2			2
CLINICAL REFERENCE LABORATORY, INC		2			2
ROBERTS WESLEYAN COLLEGE HEALTH CENTE		2			2
GALEN BAYLOR EXTENSION		2			2
MANSFIELD MEDICAL LODGE			2	100%	2
PRIMARY CARE SERVICES AT EDGEWATER		2			2

# COVID-19: testing by laboratory

Data through May 11, 2021 verified as of May 12, 2021 at 09:25 AM

Data in this report are provisional and subject to change.

The numbers in the table below represent the number of Florida and non-Florida residents for whom test results were received by the Department of Health. A person can be tested by more than one laboratory and can have both positive and negative results. **Therefore, the sum of the numbers in each column will be larger than the total number of people tested.**

Reporting lab	Inconclusive	Negative	Positive	Percent positive	Total
Bethany Manor		2			2
STOP URGENT CARE			2	100%	2
WHITESANDS OUTPATIENT TREATMENT		2			2
BAYLOR COLLEGE OF MEDICINE			2	100%	2
MEDAILLE COLLEGE WELLNESS CENTER		2			2
FLAGLER HOME CARE			2	100%	2
Q ALL CARE MEDICAL PC		2			2
VILLAGES HEALTH SYSTEM, LLC, THE			2	100%	2
AMERICAN FAMILY CARE URGENT CARE		1	1	50%	2
BIOHEALTH MEDICAL LAB INC			2	100%	2
Kroger 762 - The Little Clinic Clarksville		2			2
CVS M08581POCT BLUE SPRINGS		1	1	50%	2
WAKULLA URGENT CARE & DIAGNOSTIC			2	100%	2
CARELINE PHARMACY AND HEALTHCARE SERVICES		1	1	50%	2
Timber Ridge Health Care Center			2	100%	2
WALGREENS # 04626		1	1	50%	2
HCR MANOR CARE SERVICES OF FLORIDA III INC		2			2
SUNSHINE PHARMACY		2			2
FLORIDA SCHOOL FOR THE DEAF & BLIND			2	100%	2
GREEN POINT RX INC DBA ALTRU CHEMISTS		2			2
NEXTCARE DOBSON			2	100%	2
DOCTORS MEDICAL CTR OF WALTON COUNTY			2	100%	2
OHSU LABORATORY SERVICES		2			2
MEDEXPRESS URGENT CARE - BROOKHAVEN		2			2
TWIN LAKES REHAB & HEALTHCARE		2			2
CONCENTRA - PLANT CITY		2			2
PALMETTO BAY MEDICAL CENTER		1	1	50%	2
Fairview		1	1	50%	2
CROSSROADS			2	100%	2
Covington Care Nursing and Rehabilitation		2			2
GASTROENTEROLOGY ASSOCIATES			2	100%	2
CHESTERFIELD HEALTHCARE GROUP, INC		2			2
AUSTIN REGIONAL CLINIC MICROBIOLOGY LAB			2	100%	2
MEDERI CARETENDERS		1	1	50%	2
ADVENTHEALTH IMAGING PARTIN SETTLEMENT			2	100%	2
NORTHWEST MEDICAL CENTER LABORATORY		2			2
RIVERVIEW MEDICAL CLINIC		2			2
MERCY CONVENIENT CARE			2	100%	2
LIBERTY HEALTH CENTER			2	100%	2
ASPIRUS RIVERVIEW HOSPITAL & CLINICS INC		1	1	50%	2
MEDEXPRESS URGENT CARE - OMAHA N 72 ST		2			2
URGENT CARE AND SURGERY CENTER			2	100%	2
GOOD PEDIATRICS			2	100%	2
WyndRidge Health & Rehabilitation		2			2
CVS TX4794POCT ARLINGTON		2			2
Fairhaven Retirement Community		2			2
BOND COMMUNITY HEALTH CENTER			2	100%	2

# COVID-19: testing by laboratory

Data through May 11, 2021 verified as of May 12, 2021 at 09:25 AM

Data in this report are provisional and subject to change.

The numbers in the table below represent the number of Florida and non-Florida residents for whom test results were received by the Department of Health. A person can be tested by more than one laboratory and can have both positive and negative results. **Therefore, the sum of the numbers in each column will be larger than the total number of people tested.**

Reporting lab	Inconclusive	Negative	Positive	Percent positive	Total
GULFCOAST JEWISH FAMILY			2	100%	2
CONWAY MEDICAL CENTER			2	100%	2
UNITED MEMORIAL MEDICAL CENTER			2	100%	2
NORTH MCALLEN PEDIATRIC CENTER			2	100%	2
GOSHEN HOSPITAL			2	100%	2
441 URGENT CARE-MULBERRY			2	100%	2
ABRAKIDABRA PEDIATRIC CLINIC LLC			2	100%	2
ABSOLUTE QUICK CARE		1	1	50%	2
HIGHLAND PARK LAKEWOOD PRESTON HOLLOW			2	100%	2
New Jersey Aim At Smg		2			2
ADVANTA ANALYTICAL LABORATORIES			2	100%	2
SPECTRUM HEALTH			2	100%	2
MEMORIAL SLOAN KETTERING CANCER CENTER		1	1	50%	2
BIRMINGHAM INTERNAL MEDICINE ASSOCIATE		1	1	50%	2
CVS SC4288POCT ROCK HILL		1	1	50%	2
VALLEY MEDICAL LABORATORY			2	100%	2
SPRING HILL REGIONAL HOSPITAL			2	100%	2
SIGNAL DIAGNOSTICS DBA FLOWHEALTH LABS			2	100%	2
NEW DISCOVERY BIOLOGICS, LLC		1	1	50%	2
HOPE HEALTH & WELLNESS		2			2
SYNEOS HEALTH			2	100%	2
POMERENE HOSPITAL			2	100%	2
MEDEXPRESS URGENT CARE-MT PLEASANT		1	1	50%	2
MOSAIC MEDICAL CENTER MARYVILLE			2	100%	2
BOCA RATON REGIONAL HOSPITAL INC			2	100%	2
ENCOMPASS HEALTH HOME HEALTH		1	1	50%	2
OMEGA RESEARCH CONSULTANTS			2	100%	2
MEDEXPRESS URGENT CARE - SPRINGFIELD, COOLEY ST		2			2
CVS IN6611POCT INDIANAPOLIS		1	1	50%	2
GILA REGIONAL MEDICAL CENTER		2			2
CHAPPEL GROUP RESEARCH, THE		2			2
FALMOUTH HOSPITAL		1	1	50%	2
MAIN STREET MEDICAL CENTERS		2			2
CVS OH3306POCT AKRON		1	1	50%	2
CHILDREN'S MEDICAL CENTER-EAST ORLANDO			2	100%	2
PALMETTO FAMILY HEALTH CENTER			2	100%	2
HEALTH PARTNERS REGIONAL HOSPITAL			2	100%	2
VAULT HEALTH			2	100%	2
CDPH K-12 SCHOOL LABORATORIES (HILLSBOROUGH CITY SCHOOL DISTRICT)			2	100%	2
MAINE CENTER FOR DISEASE CONTROL AND PREVENTION			2	100%	2
HENRY FORD WEST BLOOMFIELD HOSPITAL			2	100%	2
DIVERSE MEDICAL CARE LLC			2	100%	2
HUMILITY OF MARY HEALTH PARTNERS			2	100%	2
URGENT CARE OF COASTAL GEORGIA			2	100%	2
CVS MA1875POCT ASHLAND		1	1	50%	2
MAYO CLINIC GROUP PRACTICE LABORATORY			2	100%	2
Providence of Sparta Health and Rehabilitation		2			2

# COVID-19: testing by laboratory

Data through May 11, 2021 verified as of May 12, 2021 at 09:25 AM

Data in this report are provisional and subject to change.

The numbers in the table below represent the number of Florida and non-Florida residents for whom test results were received by the Department of Health. A person can be tested by more than one laboratory and can have both positive and negative results. **Therefore, the sum of the numbers in each column will be larger than the total number of people tested.**

Reporting lab	Inconclusive	Negative	Positive	Percent positive	Total
Beth Sholom Home of Eastern Virginia		1	1	50%	2
BAYCARE LABORATORIES			2	100%	2
INTEGRITY CLINICAL RESEARCH CENTER INC		1	1	50%	2
Harris Hill Nursing Facility		2			2
WELLSTREET - SADDLEBROOK		2			2
BAYMEADOWS PRIMARY CARE		2			2
ROCKWALL URGENT CARE			2	100%	2
Aston Park Health Care Facility		2			2
OAKS AT AVON,THE		2			2
WEST VIRGINIA LABORATORIES			2	100%	2
MEDCARE		2			2
Walgreens #10207		2			2
U OF MIAMI MILLER SCHOOL OF MEDICINE			2	100%	2
Brown Memorial Home		2			2
Hartwell Health and Rehabilitation		2			2
PROSPECT URGENT CARE			2	100%	2
WISE HEALTH SYSTEM		1	1	50%	2
PREMIER FAMILY CARE I, INC			2	100%	2
NYU LANGONE HUNTINGTON MEDICAL GROUP		2			2
WELLSTAR SPALDING REGIONAL MEDICAL CENTER		2			2
HOLY TRINITY PHARMACY LLC		2			2
TANNER MEDICAL CENTER VILLA RICA		2			2
DEER'S HEAD CENTER		2			2
TMH PHYSICIAN PARTNERS PERRY		2			2
DOCTOR TODAY URGENT CARE			2	100%	2
INNOVATIVE CARE II LLC			2	100%	2
ADVENT HEALTH CENTRAL TEXAS		1	1	50%	2
GIGI WOOD DAVIS DO-FAMILY MEDICINE		2			2
ROYAL PALM PEDIATRICS			2	100%	2
UT AUSTIN UNIVERSITY HEALTH SERVICES			2	100%	2
CAREWELL JW - WORCESTER LNC			2	100%	2
SIGNATURE CARE LEWISVILLE-EMERGENCY CENTER		1	1	50%	2
FRESENIUS KIDNEY CARE SOUTH ST PETERSBURG			2	100%	2
PINARD HOME HEALTH SERVICES INC			2	100%	2
SPECIALTY LABORATORIES			2	100%	2
THOMASVILLE REGIONAL MEDICAL CENTER		2			2
DR JAMES D FORBES FAMILY CARE CENTER			2	100%	2
TEQUESTA FAMILY MEDICAL CENTER LLC			2	100%	2
MEDEXPRESS URGENT CARE - BENTON		2			2
MCCALLIE SCHOOL-STUDENT HEALTH CENTER		2			2
HMH HOSPITALS CORPORATION		2			2
HEALTH NETWORK LAB			2	100%	2
TRINITY DIALYSIS			2	100%	2
NOSE AND SINUS INSTITUTE OF BOCA RATON		1	1	50%	2
LABRADOR PRIMARY CARE CENTER			2	100%	2
INTERNAL MEDICINE ASSOCIATES-DUNELLON			2	100%	2
ST. JOSEPH REGIONAL MEDICAL CENTER			2	100%	2



# COVID-19: testing by laboratory

Data through May 11, 2021 verified as of May 12, 2021 at 09:25 AM

Data in this report are provisional and subject to change.

The numbers in the table below represent the number of Florida and non-Florida residents for whom test results were received by the Department of Health. A person can be tested by more than one laboratory and can have both positive and negative results. **Therefore, the sum of the numbers in each column will be larger than the total number of people tested.**

Reporting lab	Inconclusive	Negative	Positive	Percent positive	Total
WELL-KEY URGENT CARE SEVIERVILLE			2	100%	2
VIRGINIA DEPT OF HEALTH OFFICE OF EPIDEMIOLOGY			2	100%	2
Kroger 519 - The Little Clinic Georgesville Square		2			2
Jackson Health Care Facility			2	100%	2
RIVER CITY MEDICAL ASSOCIATES, INC			2	100%	2
PLASMA MED RESEARCH DBA		2			2
PIEDMONT URGENT CARE - CONYERS		2			2
Kroger 745 - The Little Clinic Somerset		2			2
MICARE CLINC			2	100%	2
PIEDMONT WALTON HOSPITAL		2			2
HAMPTON VAMC		2			2
DALLAS MEDICAL CENTER			2	100%	2
AVERA MEDICAL GROUP			2	100%	2
NEW YORK PSYCHIATRIC INSTITUTE		2			2
ARCADIA DIALYSIS CENTER			2	100%	2
PALM BEACH DIABETES & ENDOCRINE SPECIALISTS PA			2	100%	2
COLD SPRING HILLS CENTER FOR NURSING A		2			2
MARCO ISLAND HOSPITAL INC D/B/A		1	1	50%	2
BAPTIST HEALTH LEXINGTON			2	100%	2
ACKERMAN CANCER CENTER		2			2
CEDARS-SINAI MEDICAL CENTER			2	100%	2
TEMPLE UNIVERSITY HOSPITAL			2	100%	2
AFC PHYSICIANS OF FLORIDA, PA			2	100%	2
AMERICAN MOLECULAR LABORATORIES			2	100%	2
SACRED HEART HOSPITAL ON THE EMERALD			2	100%	2
Kroger 328 - The Little Clinic Henderson Road		2			2
WILCOX MEDICAL CENTER-ALMA COLLEGE		2			2
EXPERTUS LABORATORIES, INC.			2	100%	2
SOUTHERN REGIONAL MEDICAL CENTER		2			2
CVS MI8287POCT MACOMB		2			2
NEMOURS CHILDREN'S PRIMARY CARE THE VILLAGES		2			2
Village Green Health & Rehabilitation		2			2
WARD MEMORIAL HOSPITAL		2			2
JRS LABORATORY			2	100%	2
FLORIDA MEDICAL CLINIC RADIOLOGY DALE MABRY		2			2
DAYTONA BEACH CENTRA CARE			2	100%	2
CREATIVE HEALTH CENTER			2	100%	2
Tidelands Health Rehabilitation Hospital			2	100%	2
HEALTH & REHAB CTR AT DOLPHINS VIEW, THE			2	100%	2
PATIENT FIRST-BATTLEFIELD			2	100%	2
MY PHARMACY			2	100%	2
Delaware Court Healthcare Center		2			2
ST ANTHONY'S PINELLAS CARE CLINIC			2	100%	2
GOLISANO PEDIATRICS PORT CHARLOTTE HARBOR		2			2
CARLE FOUNDATION HOSPITAL LABORATORY			2	100%	2
Good Samaritan Society-Blackduck		1	1	50%	2
CARE 365			2	100%	2

# COVID-19: testing by laboratory

Data through May 11, 2021 verified as of May 12, 2021 at 09:25 AM

Data in this report are provisional and subject to change.

The numbers in the table below represent the number of Florida and non-Florida residents for whom test results were received by the Department of Health. A person can be tested by more than one laboratory and can have both positive and negative results. **Therefore, the sum of the numbers in each column will be larger than the total number of people tested.**

Reporting lab	Inconclusive	Negative	Positive	Percent positive	Total
POLK PEDIATRICS		1	1	50%	2
Kroger 687 - The Little Clinic Sugar Hill		1	1	50%	2
Walgreens #12427		1	1	50%	2
UF KANAPAHA LAB BEAKER		2			2
HERNANDO CHILDREN'S			2	100%	2
FIRST PREVENTION AND DIALYSIS CENTER LLC			2	100%	2
JFK MEDICAL CENTER LABORATORY DEPT		2			2
MEDSTAR HARBOR HOSPITAL			2	100%	2
ALVERNO CLINICAL LABORATORIES			2	100%	2
HEAD 2 TOE PEDIATRICS, PLLC		1	1	50%	2
OAKMONT EAST- GREENVILLE SC, LLC		2			2
Waycross Health and Rehabilitation		2			2
MELBOURNE URGENT CARE			2	100%	2
NEW YORK UNIVERSITY MEDICAL CENTER			2	100%	2
UNIVERSITY OF VERMONT MEDICAL CENTER			2	100%	2
Eugene J. Towbin Healthcare Center		2			2
EXCELTOX LABORATORIES LLC		2			2
CVS NE2741POCT LA VISTA		2			2
KJ MEDICAL PRACTICE PC		2			2
FLORIDA MEDICAL CLINIC IM LUTz			2	100%	2
CRAWFORD COUNTY CARE CENTER		2			2
MANISTEE COUNTY MEDICAL CARE FACILITY		2			2
OUR LADY OF THE LAKE REGIONAL MEDICAL CENTER			2	100%	2
LAS PALMAS MEDICAL CENTER			2	100%	2
PEDIATRIC ASSOCIATES OF JULINGTON CREEK			2	100%	2
BEREA URGENT CARE			2	100%	2
SOUTHEASTERN INSTITUTE OF RESTORATIVE MEDICINE		1	1	50%	2
Stillwater Healthcare		2			2
CIGNA GATEWAY			2	100%	2
Holiday Retirement Home			2	100%	2
WASHINGTONVILLE PHARMACY INC		2			2
INN AT LAPOSADA,THE			2	100%	2
Crest Manor Living and Rehabilitation		2			2
CAROLINAS HEALTHCARE SYSTEM LAB			2	100%	2
INSPIRE HEALTHCARE CENTER			2	100%	2
MEASE COUNTRYSIDE HOSPITAL CARDIAC REH			2	100%	2
CARE NOW DENTON			2	100%	2
NSUH AT SYOSSET		2			2
MEMORIAL HOSPITAL OF SOUTH BEND			2	100%	2
ADVANCED MEDICAL CARE			2	100%	2
Warren Center for Rehabilitation and Nursing		2			2
BROOKSVILLE DIALYSIS			2	100%	2
MEDEXPRESS URGENT CARE - LODI		2			2
ST VINCENT'S AMBULATORY CARE INC			2	100%	2
ELITE MEDICAL LABORATORY SOLUTIONS LLC			2	100%	2
Kroger 739 - The Little Clinic La Grange Road		2			2
PUBLIX PHARMACY #1092		2			2

# COVID-19: testing by laboratory

Data through May 11, 2021 verified as of May 12, 2021 at 09:25 AM

Data in this report are provisional and subject to change.

The numbers in the table below represent the number of Florida and non-Florida residents for whom test results were received by the Department of Health. A person can be tested by more than one laboratory and can have both positive and negative results. **Therefore, the sum of the numbers in each column will be larger than the total number of people tested.**

Reporting lab	Inconclusive	Negative	Positive	Percent positive	Total
Cedar Valley Nursing & Rehab Center		2			2
MATHER HOSPITAL			2	100%	2
NATIONWIDE LABORATORY SERVICES		1	1	50%	2
MEMORIAL HOSPITAL OF CARBONDALE			2	100%	2
BENEVA LAKES ASSISTED LIVING CENTER			2	100%	2
STARR CITY OF ROMA COMMUNITY CENTER			2	100%	2
REDMOND REGIONAL MEDICAL CENTER		1	1	50%	2
COASTAL MEDICAL LAB			2	100%	2
STARR COUNTY MEMORIAL HOSPITAL			2	100%	2
Advanced Rehabilitation and Healthcare of Wichita Falls		2			2
FLORIDA DEPARTMENT OF HEALTH IN LEE COUNTY		1	1	50%	2
COLUMBIA COTTAGE		2			2
EXPRESS CARE OF THE SHOALS		1	1	50%	2
MEDEXPRESS URGENT CARE - WOODBURY			2	100%	2
UPSON REGIONAL MEDICAL CENTER		1	1	50%	2
FALCON HEALTH CENTER			2	100%	2
UTMB PATHOLOGY CLINICAL SERVICES LABORATORY			2	100%	2
MC MEDICAL			2	100%	2
WAKE FOREST MEDICAL CENTER LABORATORY			2	100%	2
DOCTOR'S IN-HOUSE LAB/COMMUNITY HEALTH CENTERS OF PINELLAS - JOHNNIE R			2	100%	2
NORTH OKALOOSA PHYSICIAN GRP - WALK IN CLINIC			2	100%	2
MEDEXPRESS URGENT CARE - WICHITA, N MAIZE RD		1	1	50%	2
MERCY MEDICAL CENTER INC		1	1	50%	2
Kroger 356 - The Little Clinic Middletown		2			2
PM PEDIATRICS OF BAYSIDE, PLLC - RIVE		2			2
RENFREW CENTERS INC		2			2
EXPRESS CARE OF LEESBURG			2	100%	2
WALGREENS #10495		2			2
LIFETIME FAMILY URGENT CARE			2	100%	2
PM PEDIATRICS OF SELDEN, PLLC		2			2
MONICE DR.			2	100%	2
DURAND SENIOR CARE & REHAB CENTER		2			2
SUNBRIDGE CARE & REHAB FOR DECATUR		2			2
CVS TX7603POCT SAGINAW		2			2
UPS			2	100%	2
WATERBURY HOSPITAL REFERENCE LAB			2	100%	2
Church Creek SNF			2	100%	2
JOHN D. ARCHBOLD MEM. HOSPITAL			2	100%	2
NEMOURS CHILDREN'S PRIMARY CARE OF VERO BEACH			2	100%	2
FLORIDA PRIMARY CARE CENTER PA		2			2
MORRISTOWN MEMORIAL HOSPITAL		2			2
HCA HOUSTON ER 24/7			2	100%	2
BRADENTON DIALYSIS			2	100%	2
MIDWAY SPECIALTY CARE CENTER INC		2			2
ATLANTIC DIAGNOSTICS			2	100%	2
EASTERN NEW MEXICO UNIVERSITY STUDENT		2			2
METHODIST MANSFIELD MEDICAL CENTER			2	100%	2

# COVID-19: testing by laboratory

Data through May 11, 2021 verified as of May 12, 2021 at 09:25 AM

Data in this report are provisional and subject to change.

The numbers in the table below represent the number of Florida and non-Florida residents for whom test results were received by the Department of Health. A person can be tested by more than one laboratory and can have both positive and negative results. **Therefore, the sum of the numbers in each column will be larger than the total number of people tested.**

Reporting lab	Inconclusive	Negative	Positive	Percent positive	Total
FIRST CHOICE MEDICAL PC			2	100%	2
CITRUS PARK			2	100%	2
BERNHARDT LABORATORIES INC			2	100%	2
ELMHURST MEMORIAL HOSPITAL			2	100%	2
UWMC MONTLAKE DEPT OF LAB MED			2	100%	2
PUBLIX PHARMACY #1048		2			2
PALM BAY COMMUNITY OUTPATIENT CLINIC		2			2
BROOKS -TLC HOSPITAL SYSTEM			2	100%	2
MAWD PATHOLOGY GROUP			2	100%	2
FL DEPT OF HEALTH MARION COUNTY MOBILE HEALTH UNIT			2	100%	2
ABILITY DIAGNOSTICS LLC			2	100%	2
BAYCARE OUTREACH LAB WH SOUTH			2	100%	2
CONEMAUGH MEMORIAL MEDICAL CENTER		2			2
MILLER'S MERRY MANOR		2			2
MIDDLEBURG PEDIATRICS			2	100%	2
VANAYER HEALTHCARE AND REHAB CENTER		2			2
POMONA VALLEY COMMUNITY HOSPITAL			2	100%	2
HAMILTON CHD		2			2
STEELFUSION/RJ LEE GROUP LABORATORY			2	100%	2
LEESBURG DIALYSIS CENTER		1	1	50%	2
JUPITER PEDIATRIC ASSOCIATES, PA		1	1	50%	2
DIAGNOSTIC CLINIC MEDICAL GROUP INC		2			2
CARBON HEALTH			2	100%	2
Kroger 550 - The Little Clinic Bellevue		2			2
MEDEXPRESS URGENT CARE - LINCOLN N 26T		2			2
CVS NC2559POCT CHARLOTTE		2			2
ALL PEDIATRIC CARE PA			2	100%	2
Harbert Hills Academy Nursing Home		2			2
SPRINGFIELD HOSPITAL LABORATORY			2	100%	2
EXCEPTIONAL EMERGENCY CENTER - AMARILLO			2	100%	2
SIOUX FALLS STORM		2			2
Avanti Wellness and Rehab			2	100%	2
LABTOX LABORATORIES			2	100%	2
NORTH DAKOTA VETERANS HOME		2			2
SHELL POINT HOME HEALTH			2	100%	2
RAPID MD			2	100%	2
SANTA ROSA COUNTY HEALTH DEPARTMENT			2	100%	2
DJ Jacobetti Home for Veterans		2			2
MINUTECLINIC DIAG OF IND, LLC #6250		2			2
HERITAGE CARE AND REHABILITATION CENTE		2			2
PALM CITY NURSING AND REHAB CENTER			2	100%	2
ORLANDO HEALTH MEDICAL GROUP		1	1	50%	2
CVS CA8882POCT SAN CLEMENTE		2			2
WALKONCLINIC			2	100%	2
SIMPLY HEALTHCARE AND WELLNESS CLINIC, PC			2	100%	2
Walgreens #19019		2			2
LUTHERAN HOSPITAL OF INDIANA			2	100%	2

# COVID-19: testing by laboratory

Data through May 11, 2021 verified as of May 12, 2021 at 09:25 AM

Data in this report are provisional and subject to change.

The numbers in the table below represent the number of Florida and non-Florida residents for whom test results were received by the Department of Health. A person can be tested by more than one laboratory and can have both positive and negative results. **Therefore, the sum of the numbers in each column will be larger than the total number of people tested.**

Reporting lab	Inconclusive	Negative	Positive	Percent positive	Total
ROUTE 16 PHARMACY LLC DBA HOLLAND PHAR		2			2
JASPER MEMORIAL HOSPITAL		1	1	50%	2
VA CBOC			2	100%	2
BAPTIST HOSPITAL LABORATORY			2	100%	2
DELAWARE DIAGNOSTICS LABS			2	100%	2
MIDDLE TENN MENTAL HEALTH INSTITUTE		2			2
CVS MA1877POCT NORTON		2			2
MEDEXPRESS URGENT CARE - MYLAN			2	100%	2
WEST BOCA MEDICAL CENTER			2	100%	2
SYLVAN NURSING			2	100%	2
NYUMC CLINICAL LABORATORIES			2	100%	2
MY INSTADOC - HOWELL URGENT CARE		2			2
MOBILE COUNTY HEALTH DEPARTMENT		1	1	50%	2
INA		1	1	50%	2
DALLAS VA MEDICAL CENTER - VA NORTH TEXAS HEALTH CARE SYSTEM			2	100%	2
CVS TX3702POCT KATY		2			2
CVS MA937POCT CARVER		2			2
Fairlane Gardens Nursing and Rehab at Reading		2			2
Kingston of Miamisburg		2			2
MEDEXPRESS URGENT CARE, LEBANON		2			2
JACKSON LABORATORY OF GENOMIC MEDICINE		2			2
ATHENA CARE RESOURCES LLC		2			2
WELL HEALTH LABS			2	100%	2
CVS TX7431POCT ROWLETT		2			2
ASSOCIATES IN UROGYNECOLOGY MD LLC		2			2
MEDEXPRESS URGENT CARE - SPRINGDALE, S 40TH STREET		2			2
FAST TEST NOW		2			2
MEDEXPRESS URGENT CARE - RUSSELLVILLE, W MAIN ST		2			2
ASCENSION ST MICHAEL'S HOSPITAL LAB		1	1	50%	2
MEDEXPRESS URGENT CARE - CONWAY		2			2
LARKIN COMMUNITY HOSPITAL PALM SPRINGS CAMPUS		1	1	50%	2
VALUE DRUGS GREENLAWN INC		2			2
INTEGRATED REGIONAL LABS			2	100%	2
UNIVERSITY MEDICAL CENTER OF SOUTHERN NEVADA (UMCSN)			2	100%	2
MIAMI DADE MEDICAL RESEARCH INSTITUTE			2	100%	2
Essex Center for Rehabilitation and Healthcare		2			2
TALLAHASSEE MEMORIAL HEALTHCARE FAMILY MED RESIDENCY			2	100%	2
UMHC HOLLYWOOD LABORATORY			2	100%	2
University Center East			2	100%	2
DALLAS BAPTIST UNIVERSITY - HEALTH SERVICES			2	100%	2
MIDLAND MEMORIAL HOSPITAL			2	100%	2
ACCELERATED URGENT CARE		2			2
BMC/JACSONVILLE		1	1	50%	2
RM PHARMACY SERVICES INC		1	1	50%	2
POINT OF CARE PRIVATE HEALTH MANAGEMENT			2	100%	2
TSALI CARE CENTER		2			2
PHOEBE BERKS HEALTH CARE CENTER		2			2

# COVID-19: testing by laboratory

Data through May 11, 2021 verified as of May 12, 2021 at 09:25 AM

Data in this report are provisional and subject to change.

The numbers in the table below represent the number of Florida and non-Florida residents for whom test results were received by the Department of Health. A person can be tested by more than one laboratory and can have both positive and negative results. **Therefore, the sum of the numbers in each column will be larger than the total number of people tested.**

Reporting lab	Inconclusive	Negative	Positive	Percent positive	Total
PEDIATRIC HEALTH CARE		1	1	50%	2
Kroger 672 - The Little Clinic Bill Kennedy & Glenwood		2			2
BETHESDA HOSPITAL			2	100%	2
Edinboro Manor		2			2
MOUNT SINAI MEDICAL CENTER OF FLORIDA, INC			2	100%	2
SOUTH TAMPA AFTER HOURS CLINIC			2	100%	2
MINERS COLFAX MEDICAL CENTER		2			2
SANFORD REGIONAL HOSPITAL WORTHINGTON		2			2
Alden Des Plaines			2	100%	2
INSPIRIT SENIOR LIVING			2	100%	2
ARCPPOINTLABS OF VIRGINIA BEACH		1	1	50%	2
PROFESSIONAL DIALYSIS CENTER			2	100%	2
NORTH SHORE MEDICAL CENTER - SALEM HOSPITAL			2	100%	2
FLORIDA KEYS PED & ADOLES CTR			2	100%	2
MI Nursing Restorative Center		2			2
DUBOIS CONTINUUM OF CARE COMMUNITY INC		2			2
CareATC - Enovation Controls			2	100%	2
PHYSICIANS LABORATORY SERVICES			2	100%	2
NOVA SOUTHEASTERN UNIVERSITY - STUDENT MEDICAL CTR			2	100%	2
MD NOW URGENT CARE CENTER INC.			2	100%	2
FLORIDA MENTOR FAULKNER GROUP HOME			2	100%	2
OAKMONT WEST- GREENVILLE SC		2			2
Kroger 400 - The Little Clinic Hartley Bridge Rd		1	1	50%	2
AHC Humboldt		2			2
HPH HOME CARE		1	1	50%	2
BUFFALO CROSSINGS HEALTHCARE AND REHABILITATION CENTER			2	100%	2
Mountainview Nursing Home		2			2
EDGEWATER RETIREMENT MANOR			2	100%	2
WillowBrooke Court at Southampton Estates		2			2
REGIONS HOSPITAL LABORATORY			2	100%	2
The Suites at Western Home Communities		2			2
MID AMERICA CLINICAL LABS			2	100%	2
UNIVERSITY OF TEXAS AT EL PASO, THE			2	100%	2
HELEN HAYES HOSPITAL LABORATORY		2			2
CLEAR LAKE REGIONAL MEDICAL CENTER			2	100%	2
SOUTH HILLSBOROUGH CBOC			2	100%	2
JULIE STAATS DO		2			2
Lynwood		2			2
NAVAL BRANCH MEDICAL CLINIC			2	100%	2
STUART SURGERY CENTER, LLC			2	100%	2
WALGREENS AGUADILLA (ST 177)		2			2
FAMILY URGENT CARE		2			2
COLONIAL HEALTH CARE		1	1	50%	2
AL MANI HEALTH INSTUTUTE		2			2
ROYAL OAK MEDICAL CENTER LLC DBA CHARACTER FAMILY			2	100%	2
MILLERSVILLE UNIVERSITY HEALTH SERVICE		2			2
KANSAS CITY VA MEDICAL CENTER			2	100%	2

# COVID-19: testing by laboratory

Data through May 11, 2021 verified as of May 12, 2021 at 09:25 AM

Data in this report are provisional and subject to change.

The numbers in the table below represent the number of Florida and non-Florida residents for whom test results were received by the Department of Health. A person can be tested by more than one laboratory and can have both positive and negative results. **Therefore, the sum of the numbers in each column will be larger than the total number of people tested.**

Reporting lab	Inconclusive	Negative	Positive	Percent positive	Total
ARLINGTON DIALYSIS CENTER LLC		2			2
ORCHARD LABORATORIES			2	100%	2
SUDARSAN KAMISSETTY MD PA			2	100%	2
MOBILE PHLEBOTOMY SERVICES			2	100%	2
ERGENT MED SAINT SIMONS			2	100%	2
Garden Isle Healthcare and Rehabilitation Center		2			2
FLORIDA CLINICAL LABORATORY INC			2	100%	2
PARK CITY HOSPITAL - RESPIRATORY CARE SERVICES			2	100%	2
ACL LABORATORIES - ROSEMONT			2	100%	2
HOME ACCESS HEALTH			2	100%	2
MARTINSBURG VAMC		2			2
SAWGRASS PEDIATRIC PARTNERS LLC			2	100%	2
PUBLIC HEALTH LABORATORY	1		1	50%	2
JOHNSON CITY MEDICAL CENTER		1	1	50%	2
COMPLETE HEALTH MEDICAL CENTER			2	100%	2
GOSHEN MEDICAL CENTER			2	100%	2
ST JOHNS EPISCOPAL HOSPITAL SOUTH SHORE		1	1	50%	2
Parkridge Specialty Care		2			2
CLEVELAND CLINIC IMAGING			2	100%	2
ROPER HOSPITAL			2	100%	2
DELAWARE VETERANS HOME		2			2
MINUTECLINIC DIAGNOSTICS OF OKLAHOMA		2			2
EAST CENTRAL REGIONAL HOSPITAL GRACEWO		2			2
SMITH NORTHVIEW HOSPITAL LAB			2	100%	2
COOL KIDZ PEDIATRICS			2	100%	2
RABI SINHA, MD		2			2
FLORIDA MEDICAL CENTER OF CLEARWATER		2			2
DMC UNIVERSITY LABORATORIES		1	1	50%	2
LOUIS A JOHNSON VAMC		2			2
LABCORP OF AMERICA HOLDINGS		1	1	50%	2
AUGUSTA HEALTH SKILLED CARE			2	100%	2
VICKIE N HARRELL MD		2			2
SHORE MEDICAL CENTER		2			2
CPL INC/BSSC PATHOLOGY		2			2
BAYSHORE MEDICAL CENTER			2	100%	2
WOODHILLS LABS			2	100%	2
LOURDES-NOREEN MCKEEN RESIDENCE□			2	100%	2
ESCANDON DIAGNOSTIC CLINIC			2	100%	2
PARKRIDGE MEDICAL CENTER			2	100%	2
VA Boston HCS-West Roxbury Division		1	1	50%	2
CVS AZ10529POCT SCOTTSDALE		2			2
MEDPOST - NORTH DALLAS			2	100%	2
Mary Anna Nursing Home		2			2
SELECT MEDICAL CLINIC			2	100%	2
BAPTIST HEALTHCARE - LAKEVIEW CENTER INC		2			2
MEDSTAR HEALTH URGENT CARE			2	100%	2
CVS AZ5477POCT SURPRISE		2			2

# COVID-19: testing by laboratory

Data through May 11, 2021 verified as of May 12, 2021 at 09:25 AM

Data in this report are provisional and subject to change.

The numbers in the table below represent the number of Florida and non-Florida residents for whom test results were received by the Department of Health. A person can be tested by more than one laboratory and can have both positive and negative results. **Therefore, the sum of the numbers in each column will be larger than the total number of people tested.**

Reporting lab	Inconclusive	Negative	Positive	Percent positive	Total
PALM MEDICAL CENTER - PLANT CITY		2			2
CAROLINA BAY HEALTHCARE CTR OF WILMING		2			2
BERKSHIRE MEDICAL CENTER			2	100%	2
ADVOCATE SHERMAN HOSPITAL			2	100%	2
Tuscola County Medical Care Community		2			2
MEDICAL ASSOCIATES OF BREVARD LLC		1	1	50%	2
YOUTH AND YOU, INC		2			2
EASTERN NIAGARA HOSPITAL		2			2
Kroger 596 - The Little Clinic Brentwood		2			2
PM PEDIATRICS OF BAYSIDE PLLC - BELLER		2			2
CARTERSVILLE URGENT CARE		1	1	50%	2
TRICORE REFERENCE LABORATORY		1	1	50%	2
Winer Haven Health and Rehabilitation Center		2			2
HEARTLAND REGIONAL MEDICAL CENTER		1	1	50%	2
Walgreens #5065		2			2
RAPID MEDLAB (002MO)		2			2
FRASER MEMORIAL HOSPITAL		1	1	50%	2
CITY OF NEW YORK DEPARTMENT OF HEALTH			2	100%	2
Bedford Care Center of Hattiesburg		2			2
NEMOURS CHILDRENS PRIMARY CARE CLERMONT			2	100%	2
CLEMENT J ZABLOCKI VAMC		2			2
CVS AZ5892POCT LAVEEN		2			2
DESERT SPRINGS HOSPITAL			2	100%	2
AHC PARIS		2			2
VALLEY BAPTIST MEDICAL CENTER: BROWNSVILLE			2	100%	2
UT PATH			2	100%	2
WEST HOUSTON MEDICAL CENTER			2	100%	2
FLORIDA MEDICAL CLINIC CARDIOLOGY-ZH			2	100%	2
THE HOSPITAL OF PROVIDENCE EMERGENCY ROOM			2	100%	2
HOLSTON MEDICAL GROUP		2			2
EASTSIDE SPORTS COMPLEX			2	100%	2
MINUTECLINIC DIAGNOSTIC PA #7110		2			2
BAYLOR SCOTT & WHITE COMPREHENSIVE WOUND			2	100%	2
UW HOSPITAL AND CLINICS		1	1	50%	2
CRUC CMCH-COVID-19		2			2
AYASS BIOSCIENCE LLC			2	100%	2
Sanctuary Health Wadsworth		2			2
MEDEXPRESS URGENT CARE - NUTLEY		2			2
ALLSTATE HEALTH SERVICES, INC		2			2
PULMONARY MEDICINE		2			2
ONTARIO COUNTY PUBLIC HEALTH		2			2
FLORIDA COMMUNITY HEALTH CENTERS, INC.			2	100%	2
First Care Living Center/Essentia Health			2	100%	2
JUST BELIEVE RECOVERY CENTER			2	100%	2
Northpoint Lexington Healthcare		1	1	50%	2
MAGNOLIA MANOR OF COLUMBUS		2			2
Eagle Health and Rehabilitation		2			2



# COVID-19: testing by laboratory

Data through May 11, 2021 verified as of May 12, 2021 at 09:25 AM

Data in this report are provisional and subject to change.

The numbers in the table below represent the number of Florida and non-Florida residents for whom test results were received by the Department of Health. A person can be tested by more than one laboratory and can have both positive and negative results. **Therefore, the sum of the numbers in each column will be larger than the total number of people tested.**

Reporting lab	Inconclusive	Negative	Positive	Percent positive	Total
MOORE CLINICAL RESEARCH INC			2	100%	2
Ohio Veterans Home-Georgetown		2			2
CARTER BLOOD CARE			2	100%	2
DIAGNOSTIC AFFILIATES			2	100%	2
MEDPOST OF MEMPHIS TN			2	100%	2
HEALTHCARE NETWORK			2	100%	2
TEXAS REGIONAL ASTHMA & ALLERGY CENTER			2	100%	2
ADVENTIST HINSDALE HOSPITAL LABORATORY			2	100%	2
PRONTO URGENT CARE			2	100%	2
ON-SITE MEDICAL SOLUTIONS		2			2
ATLAS GENOMICS			2	100%	2
ACCESS MEDICAL GROUP OF TAMPA II, INC		2			2
FLORIDA DEPARTMENT OF HEALTH PINELLAS COUNTY-GPI MEDICAL CENTER, INC			2	100%	2
LIFESPRING COMMUNITY HEALTH		2			2
CVS TN5694POCT SODDY DAISY		2			2
FLORIDA SOUTHERN COLLEGE		1	1	50%	2
PRIMACARE MEDICAL LAKEWOOD			2	100%	2
LITTLE FALLS HOSPITAL LABORATORY		2			2
FORT MYERS NORTH DIALYSIS		1	1	50%	2
WILSON MEMORIAL HOSPITAL			2	100%	2
AHSC ADVENTHEALTH WELL 65 PLUS		2			2
Kroger 441 - The Little Clinic Middletown		2			2
Kroger 130 - The Little Clinic Colorado Springs		2			2
SARASOTA MEMORIAL MEDICAL URGENT CARE CENTER			2	100%	2
SALEM VAMC		2			2
LIFEGUARD AMBULANCE SERVICES LLC, TEXAS- SAN			2	100%	2
TLC MEDICAL			2	100%	2
VETERANS AFFAIRS MEDICAL CENTER - GREATER LOS ANGELES			2	100%	2
UNIVERSITY OF MIAMI SCCC RESEARCH LABORATORY			2	100%	2
Kroger 426 - The Little Clinic Suwanee		2			2
GRACE HEALTHCARE OF LAKE WALES		1	1	50%	2
MEDICAL CENTER LABORATORY			2	100%	2
Beecher Manor Nursing and Rehabilitation Center		2			2
CENTRAL ARKANSAS VETERANS HEALTHCARE SYSTEM - VETERANS AFFAIRS			2	100%	2
MD NOW URGENT CARE MEDICAL CENTERS INC			2	100%	2
BLUEWATER TOXICOLOGY			2	100%	2
Guilford Health Care Center		2			2
ADVENT HEALTH - OWASA			2	100%	2
Lake Charles Healthcare LLC dba Landmark Lake Charles			2	100%	2
ADVANCED FOOT AND ANKLE OF INDIAN RIVER		2			2
CATHOLIC HEALTH LABORATORY SERVICES		2			2
FIRST CARE WALK IN CLINIC LLC			2	100%	2
CVS OH4327POCT PAINESVILLE		2			2
Kroger 409 - The Little Clinic Hebron Marketplace		1	1	50%	2
STATE OF FLORIDA			2	100%	2
PHYSICIANS ASSOCIATES PA			2	100%	2

# COVID-19: testing by laboratory

Data through May 11, 2021 verified as of May 12, 2021 at 09:25 AM

Data in this report are provisional and subject to change.

The numbers in the table below represent the number of Florida and non-Florida residents for whom test results were received by the Department of Health. A person can be tested by more than one laboratory and can have both positive and negative results. **Therefore, the sum of the numbers in each column will be larger than the total number of people tested.**

Reporting lab	Inconclusive	Negative	Positive	Percent positive	Total
Douglas County Health Center		2			2
UNIVERSITY OF MISSOURI HEALTH CARE			2	100%	2
Camellia Gardens		2			2
The Laurels of Hendersonville		2			2
CVS LA1116POCT BATON ROUGE		1	1	50%	2
NEW YORK CITY CENTRAL COVID			2	100%	2
LAB PLUS, LLC			2	100%	2
GOUVERNEUR HOSPITAL LABORATORY		2			2
VAULT MEDICAL SERVICES		1	1	50%	2
TGH Brandon Healthplex Laboratory			2	100%	2
UNIVERSITY OF BALTIMORE WASHINGTON MEDICAL CENTER			2	100%	2
Good Samaritan Society Waukon		2			2
RUST MEDICAL CENTER		2			2
REHOBOTH MCKINLEY CHRISTIAN HOSPITAL		2			2
LAB CORP OF AMER SAN DIEGO			2	100%	2
DELRAY BEACH HEALTH CENTER			2	100%	2
EASTGENE LABORATORIES		2			2
BFT LAB			2	100%	2
PANCARE HEALTH - SNEADS ELEMENTARY			2	100%	2
CORTLAND PARK REHABILITATION AND NURSING CENTER		1	1	50%	2
WALGREENS - 10856		2			2
NEMOURS CHILDRENS HORIZON WEST			2	100%	2
WAYNE MEMORIAL HOSPITAL		2			2
BLACKBAG DIGITAL HEALTH LLC		2			2
DRR JMC URGENT CARE DONALD ROSS			2	100%	2
OSF ST JOSEPH MEDICAL CENTER			2	100%	2
BAPTIST HOSPITAL INTERNAL MEDICINE GULF BREEZE			2	100%	2
SHEPHERD CENTER CLINICAL LABORATORY		2			2
REELFOOT FAMILY WALK IN CLINIC - TIPT		2			2
Kroger 412 - The Little Clinic Oxford		2			2
PUBLIX PHARMACY #1387		2			2
HEALTH GROUP CENTER INC			2	100%	2
NORTH MANATEE HEALTH CARE CENTER			2	100%	2
SHELBYVILLE HOSPITAL COMPANY		2			2
WILLOWBROOKE CT AT LIMA ESTATES		2			2
Oakmont of Katy Nursing and Rehabilitation		2			2
FAST AID URGENT CARE			2	100%	2
CVS PHARMACY INC DBA CVS/PHARMACY # 10600		2			2
DEKALB MEDICAL CENTER LABORATORY			2	100%	2
PALMS OF FT MYERS,THE			2	100%	2
RIVIERA BEACH INTEGRATED CARE INC			2	100%	2
CHI MEMORIAL PRIMARY CARE ASSOCIATES-A		2			2
FEDERAL CORRECTIONAL INSTITUTION MARIANNA			2	100%	2
NORTHSIDE FAMILY MEDICINE AND URGENT CARE (CUMMING)		2			2
COUNTRY COTTAGE		2			2
GULF COAST MEDICAL CENTER RESPIRATORY CARE			2	100%	2
CAPE FEAR VALLEY MEDICAL CENTER			2	100%	2

# COVID-19: testing by laboratory

Data through May 11, 2021 verified as of May 12, 2021 at 09:25 AM

Data in this report are provisional and subject to change.

The numbers in the table below represent the number of Florida and non-Florida residents for whom test results were received by the Department of Health. A person can be tested by more than one laboratory and can have both positive and negative results. **Therefore, the sum of the numbers in each column will be larger than the total number of people tested.**

Reporting lab	Inconclusive	Negative	Positive	Percent positive	Total
MEDICAL ASSOCIATES OF BREVARD DR S VYAS			2	100%	2
SPECTRA EAST INC		1	1	50%	2
VA WNYHCS - Buffalo Division		1	1	50%	2
MILFORD REGIONAL HOSPITAL			2	100%	2
CALIFORNIA DIVISION OF COMMUNICABLE DISEASE CONTROL			2	100%	2
NLC LABS			2	100%	2
PEACE RIVER CENTER CRISIS STABILIZATION UNIT		1	1	50%	2
LONG, SARAH		1	1	50%	2
PIEDMONT ATHENS REGIONAL HOSPITAL LAB			2	100%	2
INTEAM HEALTH, INC.			2	100%	2
LIFT HEALTH		2			2
PATIENT FIRST MEDICAL CENTER-CARYTOWN			2	100%	2
IRA FIALKO DO			2	100%	2
KEY WEST HMA PHYSICIAN MANAGEMENT, LLC			2	100%	2
NEIGHBORCARE PHARMACY SERVICES		2			2
DEPT OF HEALTH			2	100%	2
MINUTE CLINIC DIAGNOSTICS OF IN, LLC #6252		2			2
CARESPOT URGENT CARE		1	1	50%	2
ASCENSION ST VINCENT'S RIVERSIDE			2	100%	2
Community Resource and Referral Center		2			2
SOUTHERN TENNESSEE MEDICAL CENTER			2	100%	2
PPD CLINICAL RESEARCH UNIT			2	100%	2
CVS OH3980POCT KENT		2			2
MERCY HEALTH LAB		1	1	50%	2
ULTIMATE KIDNEY CARE			2	100%	2
JORDAN VALLEY MEDICAL CENTER			2	100%	2
WEST FLORIDA MEDICAL ASSOCIATES			2	100%	2
JMC TALLAHASSEE, LLC			2	100%	2
COBLESKILL REGIONAL HOSPITAL		2			2
ST. MARY'S MEDICAL CENTER EVANSVILLE, INC			2	100%	2
WEST FLORIDA MEDICAL ASSOCIATES, PA			2	100%	2
TENNESSEE VALLEY HCS			2	100%	2
Sevierville Health and Rehabilitation		2			2
Cooperstown Center for Nursing and Rehabilitation		2			2
AZALEA HEALTH AND REHABILITATION		2			2
Virginia Gay Nursing and Rehab		2			2
SPRINGS MEDICAL LAB		1	1	50%	2
Dexter Health Care		2			2
PALM WEST INTERNIST PA			2	100%	2
WELLSTREET SMYNA URGENT CARE		2			2
Mayaguez Outpatient Clinic		2			2
MAGNOLIA ADULT, LLC			2	100%	2
RICHICHI FAMILY HEALTH			2	100%	2
CVS NV5286POCT HENDERSON		2			2
SYMPHONY OF BUFFALO GROVE		2			2
A+ URGENT/PRIMARY CARE			2	100%	2
Jacob's Creek Nursing and Rehabilitation Center		2			2

# COVID-19: testing by laboratory

Data through May 11, 2021 verified as of May 12, 2021 at 09:25 AM

Data in this report are provisional and subject to change.

The numbers in the table below represent the number of Florida and non-Florida residents for whom test results were received by the Department of Health. A person can be tested by more than one laboratory and can have both positive and negative results. **Therefore, the sum of the numbers in each column will be larger than the total number of people tested.**

Reporting lab	Inconclusive	Negative	Positive	Percent positive	Total
RHODE ISLAND DEPARTMENT OF HEALTH LABORATORIES			2	100%	2
THE RIM URGENT CARE			2	100%	2
WEST COAST PEDIATRICS			2	100%	2
MIDWAY PRIMARY CARE LLC		2			2
CPL LABS			2	100%	2
KEATING SPORTS CENTER		2			2
Fox Subacute at Warrington		2			2
Great Lakes Health Center			2	100%	2
PM PEDIATRICS OF BAYSIDE PLLC - HOPEWELL JUNCTION		2			2
NEW YORK CITY DEPARTMENT OF HEALTH			2	100%	2
Aurora CBOC			2	100%	2
FIRSTCHOICE FAMILY CARE, PLLC		2			2
WATERS PEDIATRIC CENTER			2	100%	2
CLEVELAND CLINIC FLORIDA LABORATORY			2	100%	2
EXPRESS PHARMACY INC		1	1	50%	2
AMICUS MEDICAL CENTER LLC			2	100%	2
ALL CHILDRENS PEDIATRIC CLINIC			2	100%	2
MEDEXPRESS URGENT CARE -HOWELL US HWY		2			2
ROCKEFELLER UNIVERSITY CLINICAL GENOMICS LABORATOR		2			2
IMMEDIATE CARE MEDICAL CENTER			2	100%	2
UMMC MIDTOWN CAMPUS			2	100%	2
Elba Nursing and Rehabilitation Center, LLC		2			2
ILLINOIS DEPT OF PUBLIC HEALTH LABS			2	100%	2
THE WINDSOR ORTEGA		2			2
Kroger 477 - The Little Clinic Fort Mitchell		2			2
CVS SC7567POCT BOILING SPRINGS		1	1	50%	2
CVS MA41POCT TAUNTON		2			2
SUNCOAST BLOOD BANK			2	100%	2
LOWELL GENERAL HOSPITAL			2	100%	2
LACORP		1	1	50%	2
Imboden Creek Living Center		2			2
BAYCARE OUTREACH LAB			2	100%	2
RIDGEFIELD PEDIATRIC ASSOCIATES		2			2
Wetumpka Health and Rehab, LLC		2			2
Mount Olivet Careview Home		2			2
STEWART ST ELIZABETH MEDICAL CENTER			2	100%	2
VA Greater LA HCS-Santa Maria OPC			2	100%	2
BERGEN COUNTY SURGICAL AND ENDOSCOPY CENTER		2			2
PRESTIGE EMERGENCY ROOM LLC			2	100%	2
TENNESSEE DEPARTMENT OF HEALTH (TDH) - REGIONAL LABORATORY			2	100%	2
UNIVERSITY HOSPITAL OF BROOKLYN		2			2
MEDEXPRESS URGENT CARE - MARTINSVILLE		2			2
MOUNT ST MARYS HOSPITAL OF NIAGARA FALLS		1	1	50%	2
FLORIDA DEPARTMENT OF HEALTH IN CITRUS COUNTY		2			2
Iron County Medical Care Facility		2			2
Errera Community Care Center		2			2
Van Wert Manor		2			2

# COVID-19: testing by laboratory

Data through May 11, 2021 verified as of May 12, 2021 at 09:25 AM

Data in this report are provisional and subject to change.

The numbers in the table below represent the number of Florida and non-Florida residents for whom test results were received by the Department of Health. A person can be tested by more than one laboratory and can have both positive and negative results. **Therefore, the sum of the numbers in each column will be larger than the total number of people tested.**

Reporting lab	Inconclusive	Negative	Positive	Percent positive	Total
CVS OH6185POCT PICKERINGTON		2			2
DIGESTIVE DISEASE CARE PC		2			2
PREVENTIVE HEALTH PARTNERS I L S C		2			2
CVS NE5863POCT OMAHA		1	1	50%	2
GRANDVIEW COLLEGE STUDENT HEALTH CENTE		2			2
LP Marietta II, LLC		2			2
NEW BRIDGE MEDICAL CENTER		2			2
NORTH SHORE HEMATOLOGY-ONCOLOGY ASSOCIATES		2			2
NEVADA DEPARTMENT OF HEALTH AND HUMAN SERVICES			2	100%	2
GENETIC ASSAYS INC			2	100%	2
TULANE MEDICAL CENTER			2	100%	2
Walgreens #9278		2			2
SPRING VALLEY HOSPITAL MEDICAL CENTER			2	100%	2
DOCTORS CARE OF PALM COAST			2	100%	2
Garden Care Center		2			2
CARIBOU MEDICAL CENTER			2	100%	2
Cortland Acres Association		2			2
IN AND OUT URGENT CARE			2	100%	2
MCLAREN REGIONAL MEDICAL CENTER			2	100%	2
MEDEXPRESS URGENT CARE - WALL		2			2
CROSSTOWN PHARMACY		2			2
ABBNEY DELRAY SOUTH IN FLORIDA			2	100%	2
ATVIVO LLC		2			2
TRUE HEALTH INC			2	100%	2
WALGREENS #05018		2			2
MEDEXPRESS URGENT CARE - ROSS TOWNSHIP		2			2
METROHEALTH SYSTEM			2	100%	2
IN & OUT URGENT CARE METAIRIE			2	100%	2
ALBUQUERQUE - AMG SPECIALTY HOSPITAL		2			2
UNM SANDOVAL REGIONAL MEDICAL CENTER		2			2
BRENTWOOD AT FORE RANCH			2	100%	2
RAINY LAKE MEDICAL CENTER			2	100%	2
BIOMAT USA			2	100%	2
APPLECARE VALDOSTA			2	100%	2
Colonial Manor Nursing and Rehabilitation Center		2			2
Manor At Perrysburg		2			2
ADVANCED MEDICAL OF FLORIDA			2	100%	2
Kroger 020 - The Little Clinic Wheat Ridge		2			2
Kroger 127 - The Little Clinic Lakewood-Alameda		2			2
TRIDENT ANTI AGING LLC			2	100%	2
SUNNYSIDE MANOR		2			2
Alden Terrace of McHenry			2	100%	2
BAPTIST HOSPITAL PRIMARY CARE GULF BREEZE			2	100%	2
LAWRENCE GENERAL HOSPITAL			2	100%	2
CVS AZ9277POCT TUCSON		2			2
SOWAL HEALTH & DRUG			2	100%	2
KIVA AT MOUNT DORA			2	100%	2

# COVID-19: testing by laboratory

Data through May 11, 2021 verified as of May 12, 2021 at 09:25 AM

Data in this report are provisional and subject to change.

The numbers in the table below represent the number of Florida and non-Florida residents for whom test results were received by the Department of Health. A person can be tested by more than one laboratory and can have both positive and negative results. **Therefore, the sum of the numbers in each column will be larger than the total number of people tested.**

Reporting lab	Inconclusive	Negative	Positive	Percent positive	Total
EAST LANSING OPCO		1			1
SOUTHWESTERN VERMONT MEDICAL CENTER			1	100%	1
DOYLESTOWN HOSPITAL			1	100%	1
MEDHELP LAKESHORE PC		1			1
MD NOW MEDICAL CENTERS, INC			1	100%	1
Nemours Children's Clinic-Orla			1	100%	1
SARASOTA MEMORIAL HEALTHCARE			1	100%	1
SIGNATURE CARE MIDLAND			1	100%	1
WELLMED AT LINEBAUGH AVE			1	100%	1
JACKSON GENERAL HOSPITAL			1	100%	1
AFTER HOURS CLINIC			1	100%	1
FLORIDA WATERMAN HOSPITAL			1	100%	1
SIGNATURE CARE MEMORIAL CITY			1	100%	1
ALVERNIA UNIVERSITY HEALTH AND WELLNESS CENTER		1			1
SUN LABORATORY SERVICES, INC			1	100%	1
O'CONNELL HEALTH CENTER AT ST JOHNS			1	100%	1
ATMORE COMMUNITY HOSPITAL			1	100%	1
Plaza Healthcare			1	100%	1
FLORIDA DIGESTIVE AND LIVER SPECIALISTS			1	100%	1
HEALTHCARE PARTNERS FAMILY MEDICINE LLC			1	100%	1
IVY CREEK FAMILY CARE OF TROY			1	100%	1
CAH ACQUISITION COMPANY 11 LLC			1	100%	1
Arch Plaza Nursing and Rehabilitation Center			1	100%	1
MERITUS MEDICAL CENTER			1	100%	1
NABI		1			1
ST JOHN FISHER COLLEGE HEALTH AND WELLNESS		1			1
HEALTHPLUS			1	100%	1
SHARON REGIONAL MEDICAL CENTER			1	100%	1
NORTH SHORE HEMATOLOGY-ONCOLOGY ASSOCI		1			1
ROBERT TAYLOR COMMUNITY COMPLEX			1	100%	1
MARYLAND DEPARTMENT OF HEALTH AND MENTAL HYGIENE-LABORATORIES			1	100%	1
ASCENSION ST VINCENT'S - WESTSIDE			1	100%	1
ALAN MOORE		1			1
SOUTH FLORIDA EVALUATION AND TREATMENT		1			1
GWINNETT MEDICAL CENTER			1	100%	1
PUBLIX PHARMACY #0332		1			1
INTERNAL MEDICINE ASSOCIATES OF LAKE			1	100%	1
ARIZONA STATE LABORATORY			1	100%	1
LABORATORIO BUENA SALUD			1	100%	1
JACKSON MADISON CO. GEN. HOSPITAL			1	100%	1
Premier Estates of Dublin, LLC		1			1
VICTORIA PAIN AND REHABILITATION CENTER			1	100%	1
TAMPA FAMILY HEALTH CENTERS			1	100%	1
WELLCARE URGENT CARE			1	100%	1
SANTA MONICA CA-UCLA MC			1	100%	1
Melbourne Terrace Rehabilitation Center			1	100%	1
NHC HealthCare St. Charles		1			1

# COVID-19: testing by laboratory

Data through May 11, 2021 verified as of May 12, 2021 at 09:25 AM

Data in this report are provisional and subject to change.

The numbers in the table below represent the number of Florida and non-Florida residents for whom test results were received by the Department of Health. A person can be tested by more than one laboratory and can have both positive and negative results. **Therefore, the sum of the numbers in each column will be larger than the total number of people tested.**

Reporting lab	Inconclusive	Negative	Positive	Percent positive	Total
WALGREENS #06025		1			1
CHILDRENS SPECIALIST PEDIATRIC PULMMOLOGY &			1	100%	1
FLAGLER MEDICAL ASSOCIATES PA			1	100%	1
NATICK URGENT CARE			1	100%	1
ALL AMERICAN FAMILY AND GERIATRIC CARE			1	100%	1
KIOSK MEDICINE OF KENTUCKY LLC		1			1
GENEVA FAMILY HEALTH			1	100%	1
Good Samaritan Society - Albion		1			1
Royal C Johnson VA Memorial Hospital		1			1
HILTON HEAD HOSPITAL/INPATIENT			1	100%	1
HUNTERS CREEK MEDICAL ASSOCIATES PA		1			1
TMH URGENT CARE CENTER			1	100%	1
ESOTERIC LAB			1	100%	1
MANOR CARE OF DELRAY BEACH FL LLC		1			1
ISSAM ALBANNA MD PA			1	100%	1
BEACH CARE PLLC			1	100%	1
CONSULATE HEALTH CARE OF VERO BEACH			1	100%	1
MOUNT DORA DIALYSIS			1	100%	1
ERIE COUNTY EMERGENCY SERVICES DIV OF		1			1
FRITZINGERTOWN SENIOR LIVING		1			1
Greene Meadows Nursing and Rehabilitation Center		1			1
HUNEYCUTT FAMILY PRACTICE			1	100%	1
GADSDEN FAMILY PRACTICE		1			1
MEDIPLUS CLINIC, INC			1	100%	1
PUTNAM COUNTY PUBLIC HEALTH UNIT WIC		1			1
St. Ann Rehabilitation and Nursing Center		1			1
AdventHealth Care Center Zephyrhills North			1	100%	1
SOUTHERN OHIO MEDICAL CENTER			1	100%	1
CONCORDIA MANOR			1	100%	1
MISSION HOSPITAL - MEMORIAL CAMPUS			1	100%	1
SURGERY CENTER, THE			1	100%	1
DPH OP LAB			1	100%	1
UTAH VALLEY HOSPITAL LABORATORY			1	100%	1
PAUL C SCHWARTZ & MELVIN L WEIDMAN		1			1
ER NEAR ME HULEN		1			1
CLEVELAND HEARTLAB			1	100%	1
KROGER 785 - THE LITTLE CLINIC DIXIE HWY		1			1
PENSACOLA PATHOLOGY		1			1
JUPITER MEDICAL GROUP			1	100%	1
ADVANCE HEALTH AND WELLNESS SOLUTIONS			1	100%	1
ARTESIAN HOME		1			1
CORPUS CHRISTI MEDICAL CENTER			1	100%	1
NEMOURS CHILDREN'S PRIMARY CARE			1	100%	1
LABTEST LLC LABTEST DIAGNOSTICS			1	100%	1
MCCORMICK AMBULANCE		1			1
NORTON HOSPITAL			1	100%	1
Excel Care Center			1	100%	1

# COVID-19: testing by laboratory

Data through May 11, 2021 verified as of May 12, 2021 at 09:25 AM

Data in this report are provisional and subject to change.

The numbers in the table below represent the number of Florida and non-Florida residents for whom test results were received by the Department of Health. A person can be tested by more than one laboratory and can have both positive and negative results. **Therefore, the sum of the numbers in each column will be larger than the total number of people tested.**

Reporting lab	Inconclusive	Negative	Positive	Percent positive	Total
CARESPOT - OCOEE			1	100%	1
VELOCITY CARE URGENT CARE BY CARILION CLINIC			1	100%	1
Kroger 532 - The Little Clinic Murfreesboro		1			1
Absolut Care of Gasport		1			1
SUMMIT URGENT CARE - FAYETTEVILLE		1			1
SOUTHEASTERN INTEGRATED MEDICAL PL			1	100%	1
HARRIS COUNTY PUBLIC HEALTH SERVICES			1	100%	1
ADVANCED LABORATORY SERVICES			1	100%	1
park avenue extended care		1			1
Grays Harbor Health and Rehabilitation		1			1
COASTAL PEDIATRICS LLC			1	100%	1
Tremont Health & Rehabilitation Center		1			1
COUNTRYSIDE PEDIATRIC CARE PA			1	100%	1
MARTIN ARMY COMMUNITY HOSPITAL			1	100%	1
Senatobia Healthcare & Rehab		1			1
JOHN MANCHIN SR HEALTH CARE CENTER		1			1
LEE MEMORIAL HOSPITAL OUTPATIENT SURGERY CENTER			1	100%	1
WELLSTREET BETHANY BEND		1			1
BIOLOGIK NP		1			1
EMBASSY LAKES ARTIFICIAL KIDNEY CENTER			1	100%	1
ADDINGTON PLACE EAST LAKE		1			1
Encompass Health Rehab Hosp Harmarville		1			1
WEST FLORIDA MEDICAL CENTER CLINIC			1	100%	1
MARTIN LUTHER KING RENAL INSTITUTE			1	100%	1
FRESENIUS MEDICAL CARE TRADTION			1	100%	1
Kroger 49 - The Little Clinic Wichita - 21st St.			1	100%	1
SMA BEHAVIORAL HEALTH SERVICES INC		1			1
MEDICAL CITY LAS COLINAS			1	100%	1
MIL LAKE HEALTHCARE CENTER INC PEDIATRICS			1	100%	1
SAINT FRANCIS HOSPITAL			1	100%	1
PATHOLOGY		1			1
EMPATH HOME HEALTH LLC			1	100%	1
Crestview Rehabilitation & Skilled Nursing Services		1			1
WASHINGTON CENTER FOR REHABILITATION A		1			1
BEACHSIDE DETOX		1			1
SOUTHERN WINDS			1	100%	1
INFANTS & CHILDREN PA			1	100%	1
MARY WASHINGTON HOSPITAL HOME HEALTH AGENCY	1				1
CVS NY1958POCT SYOSSET		1			1
Churchman Village LLC		1			1
MARYLAND DEPARTMENT OF HEALTH AND MENTAL HYGIENE			1	100%	1
EASTSIDE URGENT CARE			1	100%	1
Kroger 717 - The Little Clinic Dolphin Drive			1	100%	1
URGENT CARE 24/7 TAMPA			1	100%	1
DEVLIN MANOR NURSING AND REHABILITATION		1			1
MINUTE CLINIC DIAGNOSTIC MED GRP OF CA		1			1
PANCARE HEALTH - CARR ELEM & MIDDLE SCHOOL			1	100%	1



# COVID-19: testing by laboratory

Data through May 11, 2021 verified as of May 12, 2021 at 09:25 AM

Data in this report are provisional and subject to change.

The numbers in the table below represent the number of Florida and non-Florida residents for whom test results were received by the Department of Health. A person can be tested by more than one laboratory and can have both positive and negative results. **Therefore, the sum of the numbers in each column will be larger than the total number of people tested.**

Reporting lab	Inconclusive	Negative	Positive	Percent positive	Total
WALGREENS #5130			1	100%	1
SPELMAN COLLEGE DEPT OF HEALTH SERVICE		1			1
BLACKBERRY CENTER, THE		1			1
TRUMAN MEDICAL CENTER - HOSPITAL HILL			1	100%	1
Chateau Dville Rehab & Retirement		1			1
BUFFALO VAMC			1	100%	1
CRESTVIEW MED CLIN LAB			1	100%	1
ALPHA CLINICAL LABORATORY CORP.			1	100%	1
NORTH PALM BEACH DIALYSIS CENTER			1	100%	1
DW MCMILLAN MEMORIAL HOSPITAL LABORATORY			1	100%	1
ADVENTHEALTH MEDICAL GROUP INTERNAL MEDICINE AT MILLS			1	100%	1
BAPTIST HEALTH PRIMARY CARE AT CUTLER BAY			1	100%	1
CARSON NURSING AND REHABILITATION CENTER		1			1
PIEDMONT NEWTON HOSPITAL		1			1
INTERNAL MEDICINE EMILIA MURRAY MD PA		1			1
ST LUKE LUTHERAN HOME		1			1
UF HEALTH THE VILLAGES			1	100%	1
MCR HEALTH VENICE PEDIATRICS			1	100%	1
GAMMA HEALTHCARE, INC		1			1
ABBOTT LABORATORIES ROSS PRODUCTS			1	100%	1
RECOVERY BAY, LLC			1	100%	1
DEACONESS URGENT CARE CENTER			1	100%	1
EAST COAST INSTITUTE FOR RESEARCH LLC			1	100%	1
SOUTHERN FAMILY HEALTH			1	100%	1
ALBUQUERQUE INDIAN HEALTH CENTER		1			1
FAMILY MEDICAL CARE OF MOUNT DORA INC			1	100%	1
CARILION CLINIC LAB TESTING SITE-POSTAL		1			1
GEAUGA REGIONAL HOSPITAL		1			1
Washington County Nursing H0me			1	100%	1
EUGENE T FINAN, MD			1	100%	1
FLORIDA DEPARTMENT OF HEALTH IN BROWARD COUNTY		1			1
DR Q PEDIATRICS			1	100%	1
ENZO LABS INC			1	100%	1
HEALTH CARPENTER PLLC		1			1
MISSOURI DEPARTMENT OF HEALTH AND SENIOR SERVICES - STATE PH LAB		1			1
White River Health Care Center		1			1
HIGH DESERT COURT GROUP HOME			1	100%	1
SAN JOSE CLINIC		1			1
Kroger 907 - The Little Clinic Holland		1			1
SETON HILL UNIVERSITY		1			1
WATERTOWN URGENT CARE		1			1
SUMMER PLACE NURSING & REHABILITATION		1			1
MARIANNA DIALYSIS CENTER			1	100%	1
MEDCOR INC			1	100%	1
HEALTH CHOICES, PLLC		1			1
CSI LABORATORIES FLORIDA			1	100%	1
ST JOSEPHS CHILDRENS HOSPITAL PEDI TRANSPORT			1	100%	1

# COVID-19: testing by laboratory

Data through May 11, 2021 verified as of May 12, 2021 at 09:25 AM

Data in this report are provisional and subject to change.

The numbers in the table below represent the number of Florida and non-Florida residents for whom test results were received by the Department of Health. A person can be tested by more than one laboratory and can have both positive and negative results. **Therefore, the sum of the numbers in each column will be larger than the total number of people tested.**

Reporting lab	Inconclusive	Negative	Positive	Percent positive	Total
Trenton Health and Rehabilitation		1			1
XSTREMEMD			1	100%	1
MID-FLORIDA PATHOLOGY LLC		1			1
REGIONAL MED CTR BAYONET POINT			1	100%	1
VERITAS GENETICS, INC.			1	100%	1
RED HOOK FAMILY PRACTICE		1			1
ATHENA PLASTIC SURGERY		1			1
COMMONWEALTH OF VIRGINIA DIVISION OF CONSOLIDATED LABORATORY SERVICES			1	100%	1
ABBOTT VASCULAR OCCUPATIONAL HEALTH SE		1			1
PRACTITIONERS IN MOTION			1	100%	1
Walgreens #3049		1			1
SANFORD LABORATORY BISMARCK			1	100%	1
PCR DIAGNOSTICS			1	100%	1
AFC URGENT CARE BEVERLY			1	100%	1
SOUTHWESTERN STATE HOSPITAL LABORATORY			1	100%	1
ADAMS COUNTY HEALTH DEPARTMENT			1	100%	1
FAU MEMORY & WELLNESS CENTER			1	100%	1
San Antonio Residence and Rehabilitation Center		1			1
EAGLE COUNTY HEALTH AND HUMAN SERVICES			1	100%	1
STAT EMERGENCY CENTER			1	100%	1
ARCADIA OUTREACH LAB			1	100%	1
EXPRESS CARE OF OCALA			1	100%	1
PHYSICIANS IMMEDIATE CARE			1	100%	1
SEGAL INSTITUTE FOR CLINICAL RESEARCH INC			1	100%	1
OUCH URGENT CARE			1	100%	1
SAINT JOSEPHS HOSPITAL OF ATLANTA			1	100%	1
SARHA DOCTORS CENTER			1	100%	1
NORTH RIVER FAMILY HEALTH CENTER			1	100%	1
WESTON COUNTY HEALTH SERVICES			1	100%	1
Fargo VA Healthcare System		1			1
Chesapeake Shores - Signature HealthCare LLC		1			1
REVIVE			1	100%	1
HIBISCUS COURT			1	100%	1
PULSE MEDICAL DOCTOTS LLC			1	100%	1
ATLANTIS VISION CENTER			1	100%	1
FORT MYERS DIALYSIS		1			1
MEMORIAL HERMANN SOUTHWEST HOSPITAL			1	100%	1
Crowne Health Care of Eufaula		1			1
CHILDRENS DOCTOR OF TAMPA BAY, THE			1	100%	1
CONNECTICUT PEDIATRICS @ CHC		1			1
MCR HEALTH MEDICAL EXPRESS			1	100%	1
Canandaigua VAMC		1			1
CTMD MEDICAL CENTER, PA			1	100%	1
PINEBROOK CARE AND REHABILITATION CENTER			1	100%	1
TITUSVILLE CENTER FOR SURGICAL EXCELLENCE LLC		1			1
SCHUYLER HOSPITAL		1			1
BOCA RATON REGIONAL HOSPITAL		1			1

# COVID-19: testing by laboratory

Data through May 11, 2021 verified as of May 12, 2021 at 09:25 AM

Data in this report are provisional and subject to change.

The numbers in the table below represent the number of Florida and non-Florida residents for whom test results were received by the Department of Health. A person can be tested by more than one laboratory and can have both positive and negative results. **Therefore, the sum of the numbers in each column will be larger than the total number of people tested.**

Reporting lab	Inconclusive	Negative	Positive	Percent positive	Total
CATHEDRAL GERONTOLOGY CENTER DBA CATHEDRAL CARES			1	100%	1
CHATEAU MADELEINE - SENIOR LIVING & MEMORY CARE			1	100%	1
SANDPIPER CLUSTER		1			1
PINELLAS POINT NURSING AND REHAB CENTER			1	100%	1
ANDERSON MEDICAL		1			1
BROWARD MEDICAL LAB			1	100%	1
URGENT 202 COX CREEK PKWY		1			1
GENESIS HOME HEALTH CARE SERVICES OF			1	100%	1
PROGRESSIVE MEDICAL RESEARCH			1	100%	1
MEDICAL CENTER FRANKLIN			1	100%	1
PARKVIEW OUTREACH COMMUNITY CENTER			1	100%	1
LIFELINK FOUNDATION INC D/B/A			1	100%	1
SOMA MEDICAL CENTER PA #2			1	100%	1
VISITING PHYSICIAN SERVICES, LLC			1	100%	1
CARY CLINIC			1	100%	1
VETERANS AFFAIRS MEDICAL CENTER - EAST ORANGE			1	100%	1
GOLDING-GRANADO MEDICAL ASSOCIATES		1			1
INFINITY HOME CARE OF PORT CHARLOTTE, LLC			1	100%	1
Glen Haven Health and Rehabilitation LLC		1			1
JOSHUA E CHESIR MD		1			1
ADVENTHEALTH MEDICAL GROUP UROLOGY AT EAST ORLANDO		1			1
GENESIS MICROBIOLOGY LAB		1			1
LCCM LAB SUBSECTION		1			1
CHP COVID-19 (TX)			1	100%	1
HEALTH & WELLNESS PROFESSIONALS INC			1	100%	1
PATIENT FIRST - GARRISONVILLE			1	100%	1
Jenkins Living Center		1			1
WASHINGTON SOLDIERS HOME AND COLONY		1			1
Accordius Health at Harrisonburg		1			1
BAPTIST HOSPITAL EAST			1	100%	1
DR. K PEDIATRICS			1	100%	1
WALKERS DRUG STORE			1	100%	1
MONONGAHELA VALLEY HOSPITAL			1	100%	1
ELLIS HOSPITAL URGENT CARE CENTER LAB		1			1
ACCURATE HEALTH SERVICES CORP			1	100%	1
Lodge Nursing & Rehab Center		1			1
EUROFINS PHOENIX			1	100%	1
AIRPORT MEDICAL SOLUTIONS ORLANDO			1	100%	1
GENESIS HEALTH SYSTEM			1	100%	1
Kroger 016 - The Little Clinic Centennial		1			1
PELICAN STATE OUTPATIENT CENTER			1	100%	1
Holly Hill Healthcare Center			1	100%	1
LOGAN COUNTY HOSPITAL			1	100%	1
ENCOMPASS HEALTH REHABILITATION HOSPITAL OF		1			1
SOUTHERN HILLS MEDICAL CENTER			1	100%	1
FIVE STAR PREMIER RESIDENCES OF POMPANO BEACH			1	100%	1
UNIVERSITY OF MIAMI MEDICINE CLINIC DRI			1	100%	1

# COVID-19: testing by laboratory

Data through May 11, 2021 verified as of May 12, 2021 at 09:25 AM

Data in this report are provisional and subject to change.

The numbers in the table below represent the number of Florida and non-Florida residents for whom test results were received by the Department of Health. A person can be tested by more than one laboratory and can have both positive and negative results. **Therefore, the sum of the numbers in each column will be larger than the total number of people tested.**

Reporting lab	Inconclusive	Negative	Positive	Percent positive	Total
HAMILTON CI MAIN UNIT ANNEX/ WORK CAMP			1	100%	1
ADVANCED RESEARCH INSTITUTE			1	100%	1
VELOCITY URGENT CARE - REDMILL			1	100%	1
WINTER HAVEN DIALYSIS		1			1
CARENOW LAKE WORTH			1	100%	1
SC-GA2018 THE RIDGE REHABILITATION & H		1			1
LEE HEALTH KIDS URGENT CARE		1			1
VANAJA SUREDDI MD PA			1	100%	1
STATE OF CALIFORNIA DOH SERVICES			1	100%	1
NEW ERA HEALTH CENTER INC		1			1
ARBOR DIAGNOSTICS, INC		1			1
Avista Nursing and Rehab			1	100%	1
VALENCIA BRANCH LABORATORY	1				1
HOSPICE OF MARION COUNTY INC			1	100%	1
Monument Health Custer Care Center		1			1
WILLOW DALE WELLNESS VILLAGE APARTMENT		1			1
AESTHETIC PHYSICIANS PC			1	100%	1
HAWKEYE CARE CENTER DUBUQUE		1			1
Remarkable Healthcare Dallas			1	100%	1
ORCHARD PARK HEALTH CARE AND REHABILITATION CENTER		1			1
MEDSTOP PHARMACY			1	100%	1
ST LUKES SURGICAL AT THE VILLAGES INC			1	100%	1
ALWAYS BEST CARE HOME HEALTH AGENCY			1	100%	1
MEDICAL LIFE-INC GUIDEWELL EMERGENCY MEDICINE			1	100%	1
GABRIELA GOLDSTEIN MD PA			1	100%	1
INTERFAITH MEDICAL CENTER		1			1
APC HEALTH LLC			1	100%	1
MICROBIOLOGY DEPARTMENT			1	100%	1
ORMOND MEDICAL ARTS FAMILY PRACTICE PL			1	100%	1
FLORIDA KEYS PED AND ADOLES CTR			1	100%	1
FIRST MEDICAL RESPONSE OF TEXAS, INC			1	100%	1
ENCOMPASS HEALTH REHABILITATION HOSPITAL OF UTAH		1			1
EAST FL CORE LAB			1	100%	1
Rosa Coplon Jewish Home and Infirmary		1			1
MEDICAL CITY DENTON			1	100%	1
Kroger 569 - The Little Clinic Gallatin		1			1
IMMERSION RECOVERY CENTER LLC			1	100%	1
GARDENS AT MAPLEWOOD			1	100%	1
Allen Health and Rehabilitation		1			1
WORKFORCE HEALTH DEPARTMENT			1	100%	1
Southwest Louisiana Veterans Home			1	100%	1
HALE KUPUNA HERITAGE HOME		1			1
WOODSTOCK HEALTH DEPARTMENT			1	100%	1
NOVANT HEALTH PRINCE WILLIAM WELLNESS CENTER			1	100%	1
LANGLEY DIALYSIS			1	100%	1
SUTTER GOULD MEDICAL FOUNDATION			1	100%	1
Encompass Health Rehab Hosp Salisbury		1			1

# COVID-19: testing by laboratory

Data through May 11, 2021 verified as of May 12, 2021 at 09:25 AM

Data in this report are provisional and subject to change.

The numbers in the table below represent the number of Florida and non-Florida residents for whom test results were received by the Department of Health. A person can be tested by more than one laboratory and can have both positive and negative results. **Therefore, the sum of the numbers in each column will be larger than the total number of people tested.**

Reporting lab	Inconclusive	Negative	Positive	Percent positive	Total
LINK PHARMACY LLC		1			1
TMH CANCER CENTER LABORATORY			1	100%	1
SOUTHEAST HEALTH WESTGATE CLINIC			1	100%	1
Brownwood Nusing & Rehabilitation		1			1
FAMILY PRACTICE OF CENTRAL FLORIDA PA			1	100%	1
Crisp Regional Nursing and Rehab Center		1			1
ROMULO CAMOGLIANO MD/INTERNAL MEDICINE			1	100%	1
Grand Junction VAMC		1			1
URGENT DOC -NACOGODOCHES CLINIC			1	100%	1
WALMART PHARMACY 10-4554		1			1
EVANS FAMILY CARE PA			1	100%	1
ERLANGER WESTERN CAROLINA HOSPITAL			1	100%	1
HARDVARD VANGUARD MEDICAL ASSOCIATES - NEEDHAM			1	100%	1
VISTA LAKE ASSISTED LIVING			1	100%	1
CAPITAL HEALTH PLAN - GOVERNORS SQUARE			1	100%	1
ORCHID TERRACE		1			1
Rockcastle Health and Rehab		1			1
MARTIN HEALTH PHYSICIAN GROUP			1	100%	1
JACKSONVILLE HEALTH & REHAB		1			1
BRIAN C GRINER MD LLC			1	100%	1
HEALTHFORCE PARTNERS INC			1	100%	1
ALL PEDIATRIC CARE PA			1	100%	1
GOOD SAMARITAN SOCIETY - DE SMET		1			1
MISSION REGIONAL MEDICAL CENTER			1	100%	1
BIODORON LABORATORIES			1	100%	1
Brown Nursing Home		1			1
Le Roy Village Green		1			1
DE TAR HOSPITAL			1	100%	1
ASSURANCE HEALTHCARE AND COUNSELING CENTER		1			1
HACKENSACK UNIVERSITY MEDICAL CENTER		1			1
Kroger 390 - The Little Clinic North College Hill		1			1
FLORIDA EPIDEMIOLOGY PROGRAM			1	100%	1
Kroger 682 - The Little Clinic Combs and Gantzel		1			1
MBMG OF WINTER HAVEN			1	100%	1
Advanced Rehabilitation of Vernon		1			1
SPHERE DX			1	100%	1
QLABS			1	100%	1
LITTLE COMPANY OF MARY HOSPITAL			1	100%	1
Schoenbrunn Healthcare		1			1
Kroger 629 - The Little Clinic Cartersville, GA Hwy 41		1			1
Summit Medical Group Morristown Oncology		1			1
MAIN LAB			1	100%	1
BEAUMONT HOSPITAL			1	100%	1
FLORIDA HOME HEALTH			1	100%	1
ST. JOHN HOSPITAL & MEDICAL CENTER			1	100%	1
PASTEUR MEDICAL CENTER LLC		1			1
Victoria Manor		1			1

# COVID-19: testing by laboratory

Data through May 11, 2021 verified as of May 12, 2021 at 09:25 AM

Data in this report are provisional and subject to change.

The numbers in the table below represent the number of Florida and non-Florida residents for whom test results were received by the Department of Health. A person can be tested by more than one laboratory and can have both positive and negative results. **Therefore, the sum of the numbers in each column will be larger than the total number of people tested.**

Reporting lab	Inconclusive	Negative	Positive	Percent positive	Total
SELF REGIONAL HEALTHCARE			1	100%	1
SAN ANTONIO DERMATOLOGY AND MEDICAL SPA			1	100%	1
ST.ELIZABETH HEALTH CENTER	1				1
YOUTH HEALTH CENTER OF HUNTINGTON		1			1
ORMC-ARDEN/EOI			1	100%	1
MANORCARE HEALTH SERVICES BOCA RATON			1	100%	1
BAYLOR SCOTT & WHITE ALL SAINTS MEDICAL CENTER FT			1	100%	1
FLAGLER COUNTY BOARD OF COUNTY COMMISSIONERS			1	100%	1
CARDIOLOGY AND FITNESS MEDICINE		1			1
Autumn Care of Suffolk		1			1
UUHC - REDSTONE HEALTH CENTER LABORATORY			1	100%	1
LIFE CARE CENTER OF HILTON HEAD		1			1
Marysville Care Center		1			1
SACRED HEART HOSPITAL NURSING			1	100%	1
ECHCS - Jewell Clinic		1			1
Erwin Health Care Center		1			1
THE INTERNAL MEDICAL GROUP		1			1
JAX FAMILY CARE		1			1
UNIVERSITY OF TOLEDO MEDICAL CENTER			1	100%	1
METROPOLITAN			1	100%	1
ANDERSON FAMILY MEDICINE			1	100%	1
BUENA VENTURA LAKES DIALYSIS			1	100%	1
PHYSICIAN ASSOCIATES, LLC			1	100%	1
AFTER HOURS CARE OF AMERICUS INCORPORA			1	100%	1
NOORANI MEDICAL CENTER LLC			1	100%	1
AVERA ST. MARY'S HOSPITAL			1	100%	1
VA Ann Arbor HCS - Toledo CBOC		1			1
ROCK RAPIDS HEALTH CENTRE		1			1
AURORA MEDICAL CENTER-KENOSHA			1	100%	1
Manor Care of Dallastown d/b/a ManorCare Health Services - Dallastown		1			1
PHYSICIANS URGENT CARE			1	100%	1
WEST VIRGINIA UNIVERSITY HOSPITALS, INC			1	100%	1
MED BAR LLC		1			1
CVS SC7012POCT BALLENTINE			1	100%	1
Wayne County Nursing Home		1			1
WELLSTREET CLAIRMONT		1			1
NAVICENT HEALTH OCONEE, LLC		1			1
FAMILY PRACTICE ASSOCIATES		1			1
HEALTH FIRST HOME CARE		1			1
Lutheran Community at Telford		1			1
KID FIXERS		1			1
Pinnacle Health and Rehab at South Portland		1			1
FIRSTCARE MEDICAL CENTER			1	100%	1
CONSOLIDATED			1	100%	1
HEALTH ALLIANCE			1	100%	1
EXPRESS LAB LIVINGSTON			1	100%	1
Kroger 63 - The Little Clinic Glassford Hill Rd		1			1

# COVID-19: testing by laboratory

Data through May 11, 2021 verified as of May 12, 2021 at 09:25 AM

Data in this report are provisional and subject to change.

The numbers in the table below represent the number of Florida and non-Florida residents for whom test results were received by the Department of Health. A person can be tested by more than one laboratory and can have both positive and negative results. **Therefore, the sum of the numbers in each column will be larger than the total number of people tested.**

Reporting lab	Inconclusive	Negative	Positive	Percent positive	Total
INTERIM HHA OF ST AUGUSTINE INC		1			1
PUBLIX PHARMACY # 1236			1	100%	1
Vista Park			1	100%	1
CONVENIENT MD			1	100%	1
JPS HEALTH CENTER AT TRUE WORTH PLACE			1	100%	1
CVS IL2297651CV JOLIET		1			1
Bayou Vista Community Care Center			1	100%	1
COLLINS NURSING HOME		1			1
EILEEN TURBESSI MD PA		1			1
COVENANT HEALTH		1			1
SUNRISE/QUAY COUNTY HEALTH CLINIC		1			1
HEALTHALLIANCE HOSPITAL LABORATORY		1			1
ALAFAYA WOODS FAMILY MEDICAL CENTER		1			1
WESLEY CHAPEL INTERNAL MEDICINE AND PEDIATRICS PA			1	100%	1
HALIFAX HEALTH PRIMARY CARE ORMOND			1	100%	1
SEATTLE-KING COUNTY			1	100%	1
WHEATON FRANCISCAN LABORATORY			1	100%	1
MEMORIAL HOSPITAL LOS BANOS			1	100%	1
PORTSMOUTH REG. HOSPITAL			1	100%	1
CHC			1	100%	1
TCPA CLINICAL LABORATORIES			1	100%	1
WY RETIREMENT CENTER		1			1
KINGWOOD EMERGENCY HOSPITAL			1	100%	1
AMERICAN FAMILY CARE - SMYRNA			1	100%	1
FLORHAM PARK ENDOSCOPY CENTER		1			1
LACKAWANNA HEALTH AND REHAB CENTER		1			1
Cloverdale Rehabilitation and Nursing Center		1			1
HEALTH SERVICES-COLUMBIA COLLEGE		1			1
Abernethy Laurels		1			1
STEWART MEDICAL GROUP INC			1	100%	1
BIOMERIEUX			1	100%	1
Davie Nursing & Rehabilitation Center		1			1
CLINICAL RESEARCH OF WEST FLORIDA		1			1
CONCENTRA - LEESBURG		1			1
DORNOCH PLACE DEL PRADO		1			1
MEMORIAL HOSPITAL - BELLEVILLE			1	100%	1
Wexner Heritage House			1	100%	1
BIOMAT USA INC			1	100%	1
CONVENIENT URGENT CARE			1	100%	1
HEALTH CLINIC,THE		1			1
SILVERMAN			1	100%	1
STANLY REGIONAL MEDICAL CENTER			1	100%	1
INTERNAL MEDICINE,SCOTTS VALLEY OFFICE, PALO ALTO MEDICAL FOUNDATION			1	100%	1
FLORIDA STATE UNIVERSITY HEALTH SERVICES			1	100%	1
SPRINGFIELD HOSPITAL			1	100%	1
AUTUMN HOUSE			1	100%	1
COSTCO PHARMACY #1023			1	100%	1

# COVID-19: testing by laboratory

Data through May 11, 2021 verified as of May 12, 2021 at 09:25 AM

Data in this report are provisional and subject to change.

The numbers in the table below represent the number of Florida and non-Florida residents for whom test results were received by the Department of Health. A person can be tested by more than one laboratory and can have both positive and negative results. **Therefore, the sum of the numbers in each column will be larger than the total number of people tested.**

Reporting lab	Inconclusive	Negative	Positive	Percent positive	Total
ICARE		1			1
SLIDELL MEMORIAL HOSPITAL			1	100%	1
NORTH WEST FLORIDA DIAGNOSTIC ENDOCRINOLOGY CLINIC			1	100%	1
NCH HEALTHCARE CREEKSIDE ENDOSCOPY			1	100%	1
CENTRAL TX URGENT CARE			1	100%	1
RADIANCE HEALTH RX		1			1
MEDEXPRESS URGENT CARE - JACKSON		1			1
Fulton County Medical Center Long Term Care			1	100%	1
MED CHOICE CENTER OF NORTH MIAMI			1	100%	1
Hinesville VA Clinic		1			1
James A. Lovell Federal Health Care Center		1			1
VIVIAN SIMMONS FAMILY PRACTICE			1	100%	1
SINAI URGENT CARE FORT WORTH, LLC			1	100%	1
CELEBRATION FAMILY PHYSICIANS LLC			1	100%	1
INTERIM HEALTHCARE OF PALM COAST			1	100%	1
Kroger 444 - The Little Clinic Dent		1			1
CACERES SPECIALIZED GYNECOLOGY		1			1
BAYSHORE DIALYSIS			1	100%	1
MOUNT SINAI HOSPITAL OF QUEENS			1	100%	1
Elm Crest Senior Living Community		1			1
Caldwell Care		1			1
UF HEALTH EMERGENCY CENTER LABORATORY		1			1
Kroger 541 - The Little Clinic Long Hollow Pike		1			1
MEDEXPRESS URGENT CARE - LEOMINSTER		1			1
MRMC LAB MICRO			1	100%	1
ONPOINT URGENT CARE			1	100%	1
Brattleboro Crossings LLC dba Pine Heights at Brattleboro		1			1
BROOKSVILLE REGIONAL HOSP PATIENT CARE SERVICES			1	100%	1
FLORIDA MEDICAL CLINIC, PA		1			1
Garden Villa Bedford		1			1
OAKVIEW INC		1			1
GULF COUNTY HEALTH DEPARTMENT			1	100%	1
Traymore Nursing Center		1			1
Cerenity Senior Care-White Bear Lake		1			1
ANDERSON NURSING CENTER			1	100%	1
INTERIM HEALTHCARE			1	100%	1
HOMESTEAD MEDICAL CLINIC PA			1	100%	1
INNOVATIVE HEALTH DIAGNOSTIC OF CALIFORNIA			1	100%	1
NORTH CAROLINA STATE LABORATORY OF PUBLIC HEALTH, SPECTRUM LAB NETWORK			1	100%	1
CATHOLIC MEDICAL CENTER			1	100%	1
ASHLEY PEDICATRICS DAY AND NIGHT CLINIC			1	100%	1
D'YOUVILLE SCHOOL OF PHARMACY		1			1
WINCHESTER HOSPITAL			1	100%	1
REGIONAL MEDICAL CENTER			1	100%	1
NANCY M WORTHINGTON MD PA			1	100%	1
GREATER TAMPA AT HOME			1	100%	1
CALIFORNIA PUBLIC HEALTH LABORATORY			1	100%	1



# COVID-19: testing by laboratory

Data through May 11, 2021 verified as of May 12, 2021 at 09:25 AM

Data in this report are provisional and subject to change.

The numbers in the table below represent the number of Florida and non-Florida residents for whom test results were received by the Department of Health. A person can be tested by more than one laboratory and can have both positive and negative results. **Therefore, the sum of the numbers in each column will be larger than the total number of people tested.**

Reporting lab	Inconclusive	Negative	Positive	Percent positive	Total
FLORIDA HOSPITAL TRANSPLANT CENTER		1			1
DECATUR MORGAN HOSPITAL - DECATUR GENE		1			1
Parkwood Healthcare Facility		1			1
MED TECH CLINICAL LABORATORY		1			1
SV MOBILE HEALTH			1	100%	1
PSL JAX BEACH OPERATIONS LLC			1	100%	1
LIBERTY COMMONS NURSING AND REHABILITA		1			1
RIVERTON CBOC			1	100%	1
MYLAN-SOUTH POINT PA		1			1
Gulf Coast health and Rehabilitation, LLC		1			1
WALGREENS CP		1			1
Westminster Canterbury Richmond		1			1
HOLMES FAMILY PRACTICE PA			1	100%	1
SPECTRUM LUDINGTON			1	100%	1
JOHNSON MEDICAL SERVICES			1	100%	1
JET MEDICAL CENTER			1	100%	1
MEDICAL CLINIC OF HOUSTON			1	100%	1
ST. LUKES HOSPITAL			1	100%	1
INDIGO PALMS			1	100%	1
FAMILY MEDICAL CENTERS			1	100%	1
UMC WEST CLINIC			1	100%	1
TMH PHYSICIAN PARTNERS WAKULLA			1	100%	1
RENEGADEXBIO, PBC	1				1
BACON COUNTY HOSPITAL		1			1
WALGREENS #11572		1			1
GULF BREEZE TREATMENT CENTER, LLC			1	100%	1
PENNY PEDIATRICS		1			1
EPIC CARE PHARMACY		1			1
BOCA RATON PHYSICIANS PA			1	100%	1
ADVENTHEALTH MEDICAL GROUP OBSTETRICS AND			1	100%	1
PROVIDENCE ST PETER HOSPITAL		1			1
OMNICARE PHARMACY OF TEXAS 1, LP		1			1
APPLECARE URGENT CARE			1	100%	1
CONNECTICUT CVS PAHRMACY, LLC		1			1
Medilodge of Kalamazoo		1			1
AMERITECH COLLEGE OF HEALTHCARE			1	100%	1
Redstone Highlands			1	100%	1
LAKEWOOD RANCH URGENT CARE PA			1	100%	1
Hearthstone Nursing and Rehabilitation Center		1			1
ST. JOSEPH MERCY ANN ARBOR HOSPITAL			1	100%	1
SOPHIA MEDICAL ASSOCIATES, PC			1	100%	1
WALGREENS #05690		1			1
FREDERICK AVENUE GROUP HOME		1			1
SOUTHERN NEVADA HEALTH DISTRICT LABORATORY SYSTEM			1	100%	1
MEDICAL UNIVERSITY OF SOUTH CAROLINA			1	100%	1
CARE ADVANTAGE			1	100%	1
Jewish Senior Services		1			1

# COVID-19: testing by laboratory

Data through May 11, 2021 verified as of May 12, 2021 at 09:25 AM

Data in this report are provisional and subject to change.

The numbers in the table below represent the number of Florida and non-Florida residents for whom test results were received by the Department of Health. A person can be tested by more than one laboratory and can have both positive and negative results. **Therefore, the sum of the numbers in each column will be larger than the total number of people tested.**

Reporting lab	Inconclusive	Negative	Positive	Percent positive	Total
Cornerstone at the Ranch		1			1
WALGREEN#12147		1			1
KATHY L ANDERSON DO PA			1	100%	1
Walgreens #10988		1			1
WARREN GENERAL HOSPITAL			1	100%	1
ELATION HEALTH		1			1
MAINE HEALTH AND ENVIRONMENTAL TESTING LABORATORY			1	100%	1
BEST CHOICE WELLNESS & LABORATORY LLC			1	100%	1
WALGREENS # 12338		1			1
SUNSHINE FAMILY & WELLNESS CENTER			1	100%	1
BREVARD COUNTY JAIL			1	100%	1
Smg/North Jersey Hematology & Oncology		1			1
NEMOURS CHILDREN'S PRIMARY CARE, ST CLOUD			1	100%	1
NORTH BREVARD CHILDRENS MEDICAL CENTER			1	100%	1
MED FIRST URGENT CARE CENTERS INC			1	100%	1
APPLECARE URGENT CARE KINGSLAND			1	100%	1
PROGRESSIVE MEDICAL LAB LLC			1	100%	1
HARDIN HEALTH INC		1			1
ACCULAB			1	100%	1
VA Boston HCS-Brockton Division		1			1
MEA PRIMARY CARE PLUS BYRAM			1	100%	1
LABWORKS LLC			1	100%	1
CANDLER HOSPITAL			1	100%	1
TOTAL FAMILY CARE		1			1
MEDEXPRESS URGENT CARE - CABOT			1	100%	1
MED FIRST IMMEDIATE CARE AND FAMILY PRACTICE			1	100%	1
GARNET HEALTH URGENT CARE		1			1
KEY WEST BRANCH MEDICAL CLINIC			1	100%	1
Walgreens #9620		1			1
BRISTOL REGINAL MEDICAL CENTER			1	100%	1
CULVER CITY URGENT CARE			1	100%	1
HEALTH GUAGE			1	100%	1
THE HEART HOSPITAL BAYLOR PLANO			1	100%	1
LABORATORY COPORATION OF AMERICA			1	100%	1
MEDEXPRESS URGENT CARE - PINE BLUFF S		1			1
BARTLE'S PHARMACY INC			1	100%	1
CLINICAL CARE, INC			1	100%	1
VA OPTOMETRY CLINIC			1	100%	1
SAPLING GROVE URGENT CARE		1			1
Sage Bluff Health & Rehabilitation Center		1			1
CEPERO PEDIATRICS PA			1	100%	1
THE HOSPITALS OF PROVIDENCE EMERGENCY ROOM			1	100%	1
AMBRY GENETICS CORP	1				1
US LABORATORIES			1	100%	1
PORT ORANGE DIALYSIS			1	100%	1
BRADEN CLINIC		1			1
PHOEBE PRIMARY CARE CAMILLA			1	100%	1

# COVID-19: testing by laboratory

Data through May 11, 2021 verified as of May 12, 2021 at 09:25 AM

Data in this report are provisional and subject to change.

The numbers in the table below represent the number of Florida and non-Florida residents for whom test results were received by the Department of Health. A person can be tested by more than one laboratory and can have both positive and negative results. **Therefore, the sum of the numbers in each column will be larger than the total number of people tested.**

Reporting lab	Inconclusive	Negative	Positive	Percent positive	Total
UNIVERSITY PLACE NURSING CENTER		1			1
TREASURE COAST MEDICAL CONCIERGE LLC			1	100%	1
AMBULATORY CARE CLINIC, LLC			1	100%	1
MIAMI-DADE COUNTY HEALTH DEPT.		1			1
MORGAN STANELY HEALTH CENTER		1			1
Kroger - KRO01100688			1	100%	1
CONNECTICUT CVS PHARMACY, LLC		1			1
SKIN AND CANCER ASSOCIATES LLP		1			1
NORTHEAST GEORGIA HEALTH SYSTEM			1	100%	1
SILVER SPRINGS SHORES DIALYSIS			1	100%	1
Raleigh Center (WV)			1	100%	1
LAKE VIEW COURT		1			1
BRIGHT HEALTH CLINIC CORP			1	100%	1
Florence Nursing and Rehabilitation Center		1			1
PALM BEACH COUNTY SHERIFF OFFICE			1	100%	1
ST. MICHAEL'S ELITE HOSPITAL			1	100%	1
NEXTCARE SUN CITY			1	100%	1
The Jordan Center		1			1
BAPTIST ASI			1	100%	1
MEDEXPRESS URGENT CARE - WILLINGBORO		1			1
SANTA MONICA FERTILITY			1	100%	1
BLUE RIDGE URGENT CARE MORGANTON			1	100%	1
STEVEN J VALENTINO, DO PC		1			1
CORVALLIS CLINIC PC LAB		1			1
FAIRLAWN REHABILITATION HOSPITAL		1			1
CENTER AT WATERFRONT		1			1
SOUTH SEMINOLE HOSPITAL POCT			1	100%	1
EAST END PEDIATRICS		1			1
CVS TX7824POCT GARLAND		1			1
CHILTON URGENT CARE			1	100%	1
MIAMI CHILDRENS HOSPITAL MIDTOWN OUTPATIENT CENTER			1	100%	1
WALGREENS #05150		1			1
ST. LUKE'S HOSPITAL			1	100%	1
MANCHESTER COMMONS		1			1
Kempsville Health and Rehab Center		1			1
KELLY			1	100%	1
Integrity Healthcare of Carbondale			1	100%	1
YOUR KIDS URGENT CARE			1	100%	1
CLARKSVILLE MANOR INC		1			1
PREVENTIVE CARDIOLOGY AND INTERNAL MEDICINE ASSOCI			1	100%	1
THYROID SPECIALTY LABORATORY			1	100%	1
SARASOTA MEMORIAL HOSPITAL		1			1
INDIANA INTERNAL MEDICINE			1	100%	1
CORE OCCUPATIONAL MEDICINE			1	100%	1
CLIFTON SPRINGS		1			1
NHC HEALTH CARE CENTER		1			1
NEW ULM MEDICAL CENTER			1	100%	1

# COVID-19: testing by laboratory

Data through May 11, 2021 verified as of May 12, 2021 at 09:25 AM

Data in this report are provisional and subject to change.

The numbers in the table below represent the number of Florida and non-Florida residents for whom test results were received by the Department of Health. A person can be tested by more than one laboratory and can have both positive and negative results. **Therefore, the sum of the numbers in each column will be larger than the total number of people tested.**

Reporting lab	Inconclusive	Negative	Positive	Percent positive	Total
METHODISM MIDLOTHIAN MEDICAL CENTER			1	100%	1
LABORATORIO MEDICO CENTRAL CONDOMINO MD			1	100%	1
FAMILY & INTERNAL MEDICINE CENTER		1			1
NEW HANOVER REGIONAL MEDICAL CENTER			1	100%	1
ACL LABORATORIES			1	100%	1
EDEN HEALTH NOMAD LAB		1			1
SOFFER HEALTH INSTITUTE			1	100%	1
BAPTIST HEALTH FLOYD			1	100%	1
TRANSCEND PERFORMANCE AND LIFESTYLE INSTITUTE			1	100%	1
TRIPLE O RESEARCH INSTITUTE PA			1	100%	1
PALM BEACH COUNTY HEALTH DEPT.			1	100%	1
St Mary's d'Youville Pavilion		1			1
BLOOMINGDALE MEDICAL ASSOC			1	100%	1
ADVENTHEALTH IMAGING WINTERGARDEN		1			1
IC LABS			1	100%	1
MIAMI VASCULAR SURGERY			1	100%	1
NHSN_AIMS		1			1
RUBY MEMORIAL HOSP. LAB			1	100%	1
PRESTIGE ER			1	100%	1
BIOLOGICAL AND CHEMICAL EMERGENCIES LABORATORY			1	100%	1
EMERALD HEALTH CARE		1			1
JOHN HOPKINS WELLNESS CENTER PEPSICO			1	100%	1
NLAC SUMMERBIO			1	100%	1
ST FRANCIS COLLEGE WELLNESS CENTER		1			1
AMD			1	100%	1
OPTUM OF HIALEAH		1			1
INLET CONCIERGE MEDICINE			1	100%	1
Walgreens #9121		1			1
Medilodge of Midland		1			1
FINLAY MEDICAL RESEARCH CORP			1	100%	1
PUBLIC HEALTH LABORATORIES			1	100%	1
NHC PLACE AT COOL SPRINGS		1			1
CARENOW URGENT CARE-HENDERSONVILLE		1			1
MARINA DEL REY HOSPITAL LAB			1	100%	1
CENTENNIAL HILLS HOSPITAL MEDICAL CENTER LABORATORY			1	100%	1
CVS PA2867POCT FOLSOM		1			1
MADISON AT OVIEDO			1	100%	1
KNOX COMMUNITY HOSPITAL			1	100%	1
GARDENS PEDIATRICS LAB			1	100%	1
VIP STARNETWORK		1			1
CHRISTUS GOOD SHEPHERD MEDICAL CENTER			1	100%	1
Good Samaritan Society-Atkinson		1			1
MID-SOUTH URGENT CARE, PLLC			1	100%	1
Masonic Medical Research Institute			1	100%	1
NORTHEAST BAPTIST HOSPITAL			1	100%	1
Walgreens #10851		1			1
CFHC - FROSTPROOF			1	100%	1

# COVID-19: testing by laboratory

Data through May 11, 2021 verified as of May 12, 2021 at 09:25 AM

Data in this report are provisional and subject to change.

The numbers in the table below represent the number of Florida and non-Florida residents for whom test results were received by the Department of Health. A person can be tested by more than one laboratory and can have both positive and negative results. **Therefore, the sum of the numbers in each column will be larger than the total number of people tested.**

Reporting lab	Inconclusive	Negative	Positive	Percent positive	Total
SC-GA2018 MCCORMICK REHAB & HEALTHCARE		1			1
THE MEDICAL CENTER AT SCOTTSVILLE			1	100%	1
MEDEXPRESS URGENT CARE - WAYNESBURG		1			1
AML DIAGNOSTICS- ADV TESTING IN METABOLIC MEDICINE			1	100%	1
CORNERSTONE OF RECOVERY INC		1			1
OHIOHEALTH URGENT CARE			1	100%	1
CAN COMMUNITY HEALTH NORTH MIAMI, FL		1			1
LAURELS OF ATHENS, THE		1			1
Diversicare of Eupora		1			1
UCSD MICROBIOLOGY LABORATORY			1	100%	1
WELLPATH			1	100%	1
HAWAII DEPARTMENT OF HEALTH LAB			1	100%	1
LADY OF THE SEA HOSPITAL LAB			1	100%	1
Elderwood at Williamsville		1			1
ALTA BATES SUMMIT MEDICAL CENTER CLINICAL LAB			1	100%	1
CAROMONT HEALTH			1	100%	1
HOLYOKE MEDICAL CENTER			1	100%	1
MEDEXPRESS WELL - OLDSMAR			1	100%	1
CARESPOT - WELLINGTON			1	100%	1
HOLYCROSS URGENT CARE AND IMAGING CENTER		1			1
MEDEXPRESS URGENT CARE - LAWTON		1			1
CAROLINAS MEDICAL CENTER			1	100%	1
Kroger 527 - The Little Clinic Hwy 70 S.		1			1
Accordius Health at Gastonia			1	100%	1
LAB. CORP. OF AMERICA			1	100%	1
PATIENT FIRST - NEWTOWN ROAD			1	100%	1
OXY-GENLAB			1	100%	1
IDAHO HEALTH DEPARTMENT			1	100%	1
METHODIST HOSPITAL SOUTHLAKE			1	100%	1
MEMPHIS URGENT CARE #2, LLC			1	100%	1
Oakview Manor Health and Rehab		1			1
WALGREENS #05432		1			1
MEDEX CLINIC LLC			1	100%	1
LOWCOUNTRY URGENT CARE			1	100%	1
BROOKDALE WEST PALM BEACH			1	100%	1
BREVARD HEALTH ALLIANCE - SARNO/MELBOURNE		1			1
Kroger 539 - The Little Clinic Memorial Blvd.		1			1
Central Alabama Veterans HCS - East Campus		1			1
ANDREWS			1	100%	1
MARYWOOD HEIGHTS		1			1
CLINTON DRUG STORE		1			1
HANCOCK REGIONAL HOSPITAL		1			1
Ladera Center		1			1
CLINICAL LABORATORY DEPARTMENT			1	100%	1
WELL KEY URGENT CARE MARYVILLE		1			1
PALMA CEIA MED GROUP-SWANN		1			1
PALM BEACH PEDIATRIC UROLOGY			1	100%	1

# COVID-19: testing by laboratory

Data through May 11, 2021 verified as of May 12, 2021 at 09:25 AM

Data in this report are provisional and subject to change.

The numbers in the table below represent the number of Florida and non-Florida residents for whom test results were received by the Department of Health. A person can be tested by more than one laboratory and can have both positive and negative results. **Therefore, the sum of the numbers in each column will be larger than the total number of people tested.**

Reporting lab	Inconclusive	Negative	Positive	Percent positive	Total
WATERSIDE HEALTH & REHAB CENTER, LLC		1			1
ORMOND BEACH DIALYSIS			1	100%	1
Walgreens #5421		1			1
ULTIMATE DX CORP			1	100%	1
TALLAHASSEE DIALYSIS		1			1
MED LAB SERVICES, LLC			1	100%	1
PEDIATRIC URGENT CARE CENTR OF FORT WORTH-LA GRAN			1	100%	1
CLINICAL MICROBIOLOGY LAB FAIRVIEW UNIVERSITY HOSPITAL			1	100%	1
Oak Hill Health & Rehabilitation Center			1	100%	1
PEDIATRIC ASSOCIATES - JACKSONVILLE			1	100%	1
Bolingreen Health and Rehabilitation		1			1
BETHESDA HEALTH PHYSICIANS GROUP		1			1
ENT & ALLERGY ASSOCIATES, LLP - SLEEPY HOLLOW (ABBOTT)		1			1
QUINCY DIALYSIS			1	100%	1
HEARTLAND PHARMACY SEBRING			1	100%	1
LAKE CHELAN COMMUNITY HOSPITAL		1			1
Stonespring Transitional Care		1			1
MORELL			1	100%	1
CLIFTON-FINE HOSPITAL LABORATORY		1			1
J F K PEDIATRICS			1	100%	1
PARKWAY REGIONAL MEDICAL CENTER LAB			1	100%	1
Kroger 531 - The Little Clinic Waterville		1			1
NEMOURS CHILDRENS URGENT CARE			1	100%	1
PENROSE HOSPITAL			1	100%	1
Villa Maria			1	100%	1
CVS NJ2949POCT EAST HANOVER		1			1
INTERNAL MEDICINE GROUP OF WINTER HAVEN PA		1			1
HENRICO DOCTOR'S LABORATORY			1	100%	1
PASCO COUNTY HEALTH DEPARTMENT			1	100%	1
IVAN, MAYA			1	100%	1
BARDMOOR EMERGENCY CARE CENTER			1	100%	1
Riverside Nursing & Rehabilitation Center		1			1
NASONCARE LLC			1	100%	1
CHILDRENS HEALTHCARE CTE OF NORTHERN		1			1
ADVANCE GASTROENTEROLOGY			1	100%	1
COASTAL MANOR		1			1
LAKE COMMUNITY ACTION AGENCY		1			1
SUNY AT STONY BROOK			1	100%	1
PROVIDENCE HOSPITAL			1	100%	1
TILLAMOOK COUNTY GENERAL HOSPITAL LAB		1			1
RIVERVIEW HOSPITAL D/B/A UNIVERSITY		1			1
OKLAHOMA BLOOD INSTITUTE			1	100%	1
Kroger 588 - The Little Clinic Thompsons Station		1			1
SHAW MEDICAL GROUP LLC			1	100%	1
HOSPITALS OF PROVIDENCE TRANSMOUNTAIN CAMPUS, THE			1	100%	1
Juniper Village at Bucks County		1			1
SYNAPSE ANALYTICAL LABS		1			1

# COVID-19: testing by laboratory

Data through May 11, 2021 verified as of May 12, 2021 at 09:25 AM

Data in this report are provisional and subject to change.

The numbers in the table below represent the number of Florida and non-Florida residents for whom test results were received by the Department of Health. A person can be tested by more than one laboratory and can have both positive and negative results. **Therefore, the sum of the numbers in each column will be larger than the total number of people tested.**

Reporting lab	Inconclusive	Negative	Positive	Percent positive	Total
LIFESTREAM BEHAVIORAL CENTER INC			1	100%	1
ST CATHERINE HOSPITAL LABORATORY			1	100%	1
Medilodge of Marshall		1			1
EXACCARE KINGSTON, LLC			1	100%	1
NORTHSIDE FAMILY MEDICINE AND URGENT CARE (MIDTOWN)		1			1
MEDCARE QUALITY MEDICAL CENTER LLC			1	100%	1
US PUBLIC HEALTH SERVICE HOSPITAL			1	100%	1
SOUTHEASTERN HEALTH FACILITES, INC		1			1
St. Catherine's manor of Findlay		1			1
PALMETTO CHARTER SCHOOL		1			1
PLANT CITY FIRE RESCUE		1			1
DSL TENANT II LLC			1	100%	1
CHILDRENS CLINIC OF PENSACOLA PA			1	100%	1
Bay View Nursing and Rehabilitation Center			1	100%	1
Orange City Nursing and Rehab Center			1	100%	1
NF Escambia, LLC DBA Olive BranchHealth and Rehabilitaion Center			1	100%	1
Waycross VA CBOC		1			1
LOUISIANA STATE LAB			1	100%	1
SUN CITY DIAGNOSTIC CENTER			1	100%	1
WELLINGTON WEST 100176			1	100%	1
Kroger - KRO03400316			1	100%	1
Encompass Health Rehab Hosp Tinton Falls		1			1
ELLCOTT CENTER FOR REHABILITATION AND		1			1
ADVANCED CARDIOVASCULAR DIAGNOSTICS OF FL			1	100%	1
SUTTER HEALTH SACRAMENTO SIERRA REGION			1	100%	1
ATHENS MEDICAL CENTER			1	100%	1
BUREAU COUNTY HEALTH DEPT			1	100%	1
CHI ST. LUKE'S HEALTH BCM MEDICAL CENTER			1	100%	1
NEW RIVER HEALTH DISTRICT			1	100%	1
ALL PRO ORTHOPEDICS & SPORTS MEDICINE, PA			1	100%	1
NIHCC			1	100%	1
SUPERKIDS PEDIATRICS			1	100%	1
SANTA CRUZ COUNTY HEALTH SERVICES			1	100%	1
DEVITA		1			1
VERMONT DEPT OF HEALTH LABORATORY			1	100%	1
MAGGY PHARMACY INC		1			1
CENTRAL FLORIDA MEDICAL CARE			1	100%	1
LOUIS STOKES CLEVELAND VA MEDICAL CENTER			1	100%	1
Kroger 126 - The Little Clinic Cottonwood		1			1
PARK AVENUE MEDICAL PROFESSIONALS		1			1
SOUTH FLORIDA URGENT CARE CENTERS, LLC			1	100%	1
NORTHWEST FLORIDA SPECIALTY PHYSICIANS LLC		1			1
ADVENTHEALTH HOME CARE WATERMAN			1	100%	1
MYCLINIC, INC			1	100%	1
Mountain City Care and Rehabilitation Center		1			1
THE READING HOSPITAL AND MEDICAL CENTER			1	100%	1
STAYING HEALTHY MEDICAL SERVICES			1	100%	1

# COVID-19: testing by laboratory

Data through May 11, 2021 verified as of May 12, 2021 at 09:25 AM

Data in this report are provisional and subject to change.

The numbers in the table below represent the number of Florida and non-Florida residents for whom test results were received by the Department of Health. A person can be tested by more than one laboratory and can have both positive and negative results. **Therefore, the sum of the numbers in each column will be larger than the total number of people tested.**

Reporting lab	Inconclusive	Negative	Positive	Percent positive	Total
Piedmont Crossing		1			1
DORA HOME CARE			1	100%	1
LONESTAR 24HRER MANAGEMENT LLC DBA LONESTAR 24HRER			1	100%	1
ROSE MEDICAL CENTER LAB			1	100%	1
ASUNCION HOME HEALTH CARE CORP			1	100%	1
PEDIATRIC ASSOCIATES OF ORLANDO			1	100%	1
Franciscan Convalescent Hospital		1			1
JEFFREY A HIRSCHFIELD, MD PA			1	100%	1
NULEASE MEDICAL SOLUTIONS			1	100%	1
KIOSK MEDICINE KENTUCKY LLC		1			1
CVS IN4633POCT GREENFIELD		1			1
KIDS HEALTH ALLIANCE PA			1	100%	1
SAMSON MEDICAL CLINIC			1	100%	1
RIO GRANDE REGIONAL HOSPITAL FAMILY PRACTICE CLINIC			1	100%	1
SOUTHWEST ORLANDO FAMILY MEDICINE, PL			1	100%	1
THE NEW JEWISH HOME		1			1
Piqua Manor		1			1
MEDICAL EXAMINERS OFFICE, LEESBURG			1	100%	1
SOMA MEDICAL CENTER PA #4			1	100%	1
Parkside Manor		1			1
NATIONAL GENETIC INSTITUTE			1	100%	1
NEMOURS CHILDREN'S PRIMARY CARE			1	100%	1
PINNACLE DIALYSIS		1			1
VillageCare Rehabilitation and Nursing Center		1			1
American Fork Care Center dba Heritage Care Center		1			1
Lenbrook		1			1
SPACE COAST COMMUNITY PHARMACY			1	100%	1
MEDEXPRESS URGENT CARE - MT EPHRAIM		1			1
DORAL KIDNEY CENTER			1	100%	1
VCU HEALTH MEDICAL CENTER PATHOLOGY			1	100%	1
Country View of Sunbury			1	100%	1
CLEVELAND CLINIC OUTPATIENT LABORATORY			1	100%	1
EMERY MEDICAL CENTER			1	100%	1
FIRST MED URGENT CARE - NW 39TH			1	100%	1
ROCHELLE PARK MEDICAL CENTER PA		1			1
TILE PHARMACY		1			1
SUNSHINE URGENT CARE			1	100%	1
MINUTECLINIC DIAGNOSTIC OF TN PC #6437		1			1
SAINT AGNES HOSPITAL			1	100%	1
Heartland of Pittsburgh PA, LLC		1			1
ADVANCED MEDICAL LABORATORIES (AML)			1	100%	1
NORWOOD HEALTH CENTER		1			1
MEDEXPRESS URGENT CARE-HAVERHILL		1			1
HIGHLAND LABORATORY			1	100%	1
BMRHC HARRISON		1			1
ENT AND ALLERGY ASSOCIATES, LLP		1			1
ORMOND PEDIATRICS PA			1	100%	1



# COVID-19: testing by laboratory

Data through May 11, 2021 verified as of May 12, 2021 at 09:25 AM

Data in this report are provisional and subject to change.

The numbers in the table below represent the number of Florida and non-Florida residents for whom test results were received by the Department of Health. A person can be tested by more than one laboratory and can have both positive and negative results. **Therefore, the sum of the numbers in each column will be larger than the total number of people tested.**

Reporting lab	Inconclusive	Negative	Positive	Percent positive	Total
QUALITY LAB			1	100%	1
WESTMINSTER COLLEGE		1			1
HARDIN MEMORIAL HOSPITAL - HEARTLAND PATHOLOGY CONSULTANTS			1	100%	1
MOSOLF PEDIATRICS PA			1	100%	1
UT HEALTH RGV CLINICAL LABORATORY			1	100%	1
The Carrington		1			1
TITUSVILLE TOWERS ASSISTED LIVING		1			1
FLORIDA HEART AND VASCULAR MULTISPECIALTY GROUP PA			1	100%	1
WMG URGENT CARE WOODSTOCK			1	100%	1
SISTERS MISSION			1	100%	1
PANCARE HEALTH - BRUCE			1	100%	1
Avantara Lake Norden		1			1
UHEALTH LEJEUNE INTERNAL MEDICINE			1	100%	1
IDAHO BUREAU OF LABORATORIES		1			1
SANCHEZ CAZAU MEDICAL GROUP			1	100%	1
Lakeland Nursing and Rehabilitation Center LLC		1			1
DOCTORS HOSPITAL OF LAREDO			1	100%	1
DOCTORS MEDICAL CENTER			1	100%	1
MAHONEY PEDIATRICS PA			1	100%	1
LAKE REGIONAL HEALTH			1	100%	1
SAINT ALPHONSUS REGIONAL MEDICAL CENTER			1	100%	1
ADVANCE FLORIDA CONSULTING			1	100%	1
Willow Ridge Center		1			1
WILMINGTON NURSING AND REHAB			1	100%	1
Kroger 618 - The Little Clinic Trail Creek Village		1			1
CHATSWORTH ASSISTED LIVING COMMUNITY AT PGA NATIONAL			1	100%	1
OASIS FAMILY RESORT IN THE SPRINGS LLC		1			1
SHERIDAN VAMC		1			1
ROCKLEDGE HEALTH & REHABILITATION CENTER			1	100%	1
ASHLEY PEDIATRICS DAY & NIGHT CLINIC			1	100%	1
GATEWAY COMMUNITY SERVICES INC			1	100%	1
SEVEN HILLS HEALTHCARE GROUP LLC DBA		1			1
St. Anthony's Nursing and Rehab			1	100%	1
ST JOHN'S HOME CARE			1	100%	1
HUDSON REGIONAL HOSPITAL			1	100%	1
TMH PHYSICIAN PARTNERS QUINCY			1	100%	1
Northwest Metro VA OPC		1			1
West Bay of Tampa Center			1	100%	1
RIVERSIDE REGIONAL MED CENTER			1	100%	1
MERCY HOME		1			1
Ashland Place Health and Rehabilitation, LLC		1			1
RAMBAM URGENT CARE			1	100%	1
HSRE-ASL CASSELBERRY TRS, LLC			1	100%	1
SMYTH COUNTY COMMUNITY HOSPITAL LABORATORY			1	100%	1
WESTOX LABS		1			1
MORGAN MEDICAL CENTER		1			1
PHOENIX PROGRAMS OF FLORIDA INC		1			1

# COVID-19: testing by laboratory

Data through May 11, 2021 verified as of May 12, 2021 at 09:25 AM

Data in this report are provisional and subject to change.

The numbers in the table below represent the number of Florida and non-Florida residents for whom test results were received by the Department of Health. A person can be tested by more than one laboratory and can have both positive and negative results. **Therefore, the sum of the numbers in each column will be larger than the total number of people tested.**

Reporting lab	Inconclusive	Negative	Positive	Percent positive	Total
Altenheim Senior Living		1			1
CASA DE ORO CARE AND REHABILITATION CE		1			1
POUDRE VALLEY HOSPITAL			1	100%	1
YOUR HEALTH PEDIATRICS INC			1	100%	1
AMERICA'S ER SITE 002 LLC			1	100%	1
Miller Health Care Center			1	100%	1
ST LUKE'S BOISE REGIONAL MEDICAL CENTER		1			1
ALTAMONTE SPRINGS WALK IN MED CENTER			1	100%	1
UNIVERSITY OF NORTH CAROLINA HOSPITALS			1	100%	1
JOHN PETER SMITH HOSPITAL- OB TRIAGE			1	100%	1
MEMORIAL SATILLA HEALTH			1	100%	1
FLOYD MEDICAL CENTER/CLINICAL LAB		1			1
WESTEX URGENT CARE, PLLC			1	100%	1
THOMAS HOSPITAL			1	100%	1
FIT4LIFE MEDICAL CENTER			1	100%	1
ST JOSEPH MEDICAL CENTER			1	100%	1
BGB SUMMIT MEDICAL GROUP		1			1
PEDIATRIC PARTNERS ZEPHYRHILLS			1	100%	1
LOVELACE WOMEN'S HOSPITAL		1			1
CMC MERCY LABORATORY			1	100%	1
KENDALL PEDIATRICS PARTNERS LLC			1	100%	1
HEALTH PLUS SUNRISE MEDICAL OFFICE			1	100%	1
Signature HealthCare of Bowling Green		1			1
MEDLABS OF FLORIDA LLC D/B/A MEDLABS DIAGNOSTICS		1			1
LANGLADE			1	100%	1
LAKE VISTA DIALYSIS			1	100%	1
FHPG INTERNAL MEDICINE OF BRANDON			1	100%	1
GALVESTON COUNTY HEALTH DISTRICT			1	100%	1
TEXAS HEALTH HARRIS METHODIST HOSPITAL			1	100%	1
SIGNATURE CARE COLLEGE STATION			1	100%	1
SHANNON MEDICAL CENTER			1	100%	1
UNIVERSITY OF WASHINGTON DEPT OF LAB MEDICINE			1	100%	1
LIFE CARE CENTER OF CLEVELAND		1			1
PROGRESSIVE URGENT CARE, PC			1	100%	1
MID FLORIDA DERMATOLOGY ASSOCIATES PA			1	100%	1
United Methodist Communities at The Shores		1			1
ManorCare Yeadon		1			1
Walgreens #17445		1			1
WELLSTREET SANDY SPRINGS		1			1
LADY LAKE FAMILY MEDICINE			1	100%	1
Shelbyville Manor		1			1
SPORTS MEDICINE CLINIC - U OF WYOMING			1	100%	1
KAISER PERMANENTE REGIONAL REFERENCE LABORATORY		1			1
C A R E S		1			1
INDIANA STATE DEPARTMENT OF HEALTH CLINIC MICROBIOLOGY		1			1
MEDICAL ASSOCIATES OF CARTER		1			1
SPARTA HEALTH & REHAB		1			1

# COVID-19: testing by laboratory

Data through May 11, 2021 verified as of May 12, 2021 at 09:25 AM

Data in this report are provisional and subject to change.

The numbers in the table below represent the number of Florida and non-Florida residents for whom test results were received by the Department of Health. A person can be tested by more than one laboratory and can have both positive and negative results. **Therefore, the sum of the numbers in each column will be larger than the total number of people tested.**

Reporting lab	Inconclusive	Negative	Positive	Percent positive	Total
Heritage of Red Cloud		1			1
LAB TEST KENDALL LLC		1			1
CRESTHAVEN			1	100%	1
DESERT ROSE FL LLC		1			1
Smg At Bridgewater Family Medicine		1			1
FAIRVIEW HOSPITAL			1	100%	1
ROSLYN INTERNAL MEDICINE		1			1
AristaCare at Meadow Springs		1			1
STAMFORD HOSPITAL			1	100%	1
CONCIERGE INTERNAL MEDICINE ASSOCIATES			1	100%	1
Life Care Center of Paradise Valley		1			1
BRIDGEWAY CENTER INC			1	100%	1
HENRICO DOCTORS HOSPITAL LABORATORY			1	100%	1
Aristacare at Cedar Oaks		1			1
ARKANSAS PUBLIC HEALTH LABORATORY		1			1
CLEVELAND CLINIC FLORIDA WAIVED			1	100%	1
Wedgewood Manor		1			1
WALGREENS PHOENIX		1			1
PARKVIEW MANOR NURSING HOME		1			1
ADVENT HEALTH MEDICAL GROUP MULTISPECIALTY			1	100%	1
NICKLAUS CHILDREN'S DORAL OUTPATIENT CENTER			1	100%	1
CHILDRENS AT NORTH POINT URGENT CARE L		1			1
JOHN H. STROGER, JR. HOSPITAL OF COOK COUNTY			1	100%	1
Brio of Johnston		1			1
Kroger 350 - The Little Clinic New Cut Road		1			1
PHYSICIANS OF CENTRAL FLORIDA			1	100%	1
HEARTLAND NURSING & REHABILITATION		1			1
ISLANDS ASSISTED LIVING FACILITY,THE			1	100%	1
MIAMI JEWISH DIALYSIS			1	100%	1
Citadel		1			1
NEPHRON PHARMACEUTICALS CORPORATION			1	100%	1
ADVENTHEALTH MEDICAL GROUP PEDIATRICS DIABETES &			1	100%	1
HIGHLANDS CLINICAL LABORATORY			1	100%	1
Elmbrook Home		1			1
KEY BISCAYNE PEDIATRIC ASSOCIATES INC			1	100%	1
Wrightsville Manor Health and Rehab		1			1
AHC Dyersburg		1			1
NEMOURS CHILDREN'S			1	100%	1
MERCYONE DES MOINES MEDICAL CENTER			1	100%	1
NC STATE LAB OF PUBLIC HEALTH			1	100%	1
URGENTMED			1	100%	1
VITAL CARE			1	100%	1
Walgreens #5914		1			1
PRIME CARE FAMILY MEDICINE			1	100%	1
HARDEE COUNTY FIRE RESCUE		1			1
CYPRESS CREEK DIALYSIS CTR			1	100%	1
Freedom Pointe at The Villages			1	100%	1

# COVID-19: testing by laboratory

Data through May 11, 2021 verified as of May 12, 2021 at 09:25 AM

Data in this report are provisional and subject to change.

The numbers in the table below represent the number of Florida and non-Florida residents for whom test results were received by the Department of Health. A person can be tested by more than one laboratory and can have both positive and negative results. **Therefore, the sum of the numbers in each column will be larger than the total number of people tested.**

Reporting lab	Inconclusive	Negative	Positive	Percent positive	Total
SELECT SPECIALTY HOSPITAL - ORLANDO SOUTH			1	100%	1
ANDREWS INSTITUTE AMBULATORY SURGERY CENTER		1			1
Kroger - KRO70300083			1	100%	1
REHABILITATION CENTER OF SOUTH GEORGIA		1			1
RESIDENCES AT MIAMI / REIGN GARDENS LLC, THE			1	100%	1
MEMORIAL HOSPITAL AT GULFPORT			1	100%	1
MEDHEALTH CLINICAL INC			1	100%	1
PM PEDIATRICS PC			1	100%	1
AVON PARK CLUSTER		1			1
THE CLINIC ON SIXTH			1	100%	1
FAITH FAMILY PRACTICE			1	100%	1
PINECREST MANOR		1			1
Williamstown Commons			1	100%	1
ADVANTA LABS, LLC		1			1
RM LAB LLC DBA EXPRESS LAB		1			1
CENTRAL MAINE MED CTR LAB			1	100%	1
TMH PHYSICIAN PARTNERS			1	100%	1
FAMILY HEALTHCARE SERVICES			1	100%	1
NORTHEAST TEXAS DIALYSIS		1			1
Kroger 779 - The Little Clinic Georgetown		1			1
PROVIDENCE PORTLAND MEDICAL CENTER		1			1
Kroger 923 - The Little Clinic Centerville		1			1
PowerBack Piscataway Center		1			1
ADVANCE CARDIOVASCULAR IMAGING, INC			1	100%	1
SOUTH DADE NURSING & REHABILITATION CENTER			1	100%	1
Consulate Health Care of Tallahassee			1	100%	1
Good Shepherd Fairview Home, Inc.		1			1
TITAN GENOMICS, LLC			1	100%	1
GOOD SHEPHERD HEALTH SYSTEM			1	100%	1
BENEWAH COMMUNITY HOSPITAL		1			1
YUMA REGIONAL MEDICAL CENTER			1	100%	1
MEMORIAL HERMANN OCCUPATIONAL HEALTH			1	100%	1
Dugan Memorial Home		1			1
HATLEY HEALTH CARE, INC		1			1
BAPTIST MEDICAL PLAZA AT MIAMI LAKES DIAGNOSTICS			1	100%	1
ALLEGHENY COUNTY HEALTH DEPARTMENT - PUBLIC HEALTH LABORATORY			1	100%	1
Advanced Health Care of St. George		1			1
ADVENTHEALTH DURAND			1	100%	1
WALGREENS #12624		1			1
Kingston of Ashland		1			1
DESTIN SURGERY CENTER LTD		1			1
DIXIE COUNTY JAIL			1	100%	1
MT VIEW			1	100%	1
HEARTLAND OF ZEPHYRHILLS FL, LLC			1	100%	1
LSU MEDICAL CENTER			1	100%	1
SGMC- SMITH NORTHVIEW CAMPUS			1	100%	1
MULTICARE PHYSICIANS			1	100%	1

# COVID-19: testing by laboratory

Data through May 11, 2021 verified as of May 12, 2021 at 09:25 AM

Data in this report are provisional and subject to change.

The numbers in the table below represent the number of Florida and non-Florida residents for whom test results were received by the Department of Health. A person can be tested by more than one laboratory and can have both positive and negative results. **Therefore, the sum of the numbers in each column will be larger than the total number of people tested.**

Reporting lab	Inconclusive	Negative	Positive	Percent positive	Total
MEDEXPRESS URGENT CARE - BENTONVILLE		1			1
INDIAN RIVER CLINICAL LABORATORY, INC.		1			1
Northern Nevada State Veterans Home		1			1
HALIFAX FAMILY HEALTH CENTER			1	100%	1
AVERA SACRED HEART HOSPITAL			1	100%	1
CORPORATION OF AMERICA		1			1
CONEY ISLAND HOSP			1	100%	1
ADVENTHEALTH SENIOR CARE AT ORMOND			1	100%	1
View Ridge Care Center		1			1
Central Alabama Veterans HCS - West Campus		1			1
PATIENT FIRST - HAMILTON		1			1
EVENTIDE LUTHERAN HOME		1			1
PASTEUR MEDICAL HIALEAH GARDEN LLC			1	100%	1
MEDEXPRESS URGENT CARE-BRENTWOOD		1			1
CHILDREN'S AT CHAMBLEE BROOKHAVEN URGE		1			1
BALLAD HEALTH MEDICAL ASSOCIATES URGENT CARE			1	100%	1
PRECISE PATHOLOGY ASSOCIATES PLLC			1	100%	1
LEE MEMORIAL HEALTH SYSTEMS HOME HEALTH		1			1
CLASSEN URGENT CARE CLINIC			1	100%	1
CARDIAC AND VASCULAR CONSULTANTS MD PA		1			1
CVS OH3481POCT MARYSVILLE		1			1
Kroger 699 - The Little Clinic Smyrna		1			1
UNIVERSITY OF MIAMI - LENNAR CENTER			1	100%	1
LAREDO CARE CLINIC NORTH		1			1
FAMILY MEDICAL CENTER OF HOLLYWOOD PA			1	100%	1
BROOKSVILLE REGIONAL HOSPITAL			1	100%	1
AUSTIN ER LLC			1	100%	1
REELFOOT FAMILY WALK-IN CLINIC		1			1
EH FARGO HOSPITAL LABORATORY			1	100%	1
GENESEEE COUNTY HEALTH DEPARTMENT		1			1
HUNTSVILLE HOSPITAL			1	100%	1
ST FRANCIS MEDICAL CENTER			1	100%	1
LOPEZ		1			1
Birmingham Nursing & Rehab Center		1			1
Arlington Care Center			1	100%	1
LOURDES URGENT CARE			1	100%	1
WYTHE CNTY COMMUNITY HOSP LABORATORY			1	100%	1
COLE DIAGNOSTICS - BOISE		1			1
UF HEALTH - WILDLIGHT			1	100%	1
VA Texas Valley Coastal Bend Harlingen HCC		1			1
MERRILL GARDENS AT CHAMPIONSGATE			1	100%	1
TITUS REGIONAL MEDICAL CENTER			1	100%	1
FAMILY MEDICINE AT KISSIMMEE		1			1
PRIMEX CLINICAL LABORATORIES INC			1	100%	1
Kroger 518 - The Little Clinic Hermitage		1			1
HEALTHCARE AND REHAB OF SANFORD			1	100%	1
KENT		1			1

# COVID-19: testing by laboratory

Data through May 11, 2021 verified as of May 12, 2021 at 09:25 AM

Data in this report are provisional and subject to change.

The numbers in the table below represent the number of Florida and non-Florida residents for whom test results were received by the Department of Health. A person can be tested by more than one laboratory and can have both positive and negative results. **Therefore, the sum of the numbers in each column will be larger than the total number of people tested.**

Reporting lab	Inconclusive	Negative	Positive	Percent positive	Total
LOWER KEYS COMMUNITY HEALTH CENTER			1	100%	1
ATLANTA PLUS URGENT CARE, LLC			1	100%	1
CVS NY2297002CV NEW YORK			1	100%	1
CELEBRATION HOSPITAL			1	100%	1
Brookdale Richmond Place		1			1
ALPHA 1 ANTITRYPSIN RESEARCH PROGRAM			1	100%	1
Central Park Healthcare & Rehabilitation Center		1			1
SONNI'S PEDIATRICS			1	100%	1
ST MARYS HEALTH CARE SYSTEM		1			1
DIXIE REGIONAL MEDICAL CENTER			1	100%	1
MOREHOUSE COLLEGE STUDENT HEALTH CENTE		1			1
UFHEALTH			1	100%	1
CLEVELAND CLINIC FLORIDA LAB			1	100%	1
DR BAWA AND ASSOCIATES			1	100%	1
MEDEXPRESS URGENT CARE - HAZLET			1	100%	1
COLLIER BLVD HMA PHYSICIANS MANAGEMENT LLC			1	100%	1
GATEWAY FAMILY HEALTH CLINIC			1	100%	1
Kroger 419 - The Little Clinic Farmington/Exeter		1			1
LAURELS OF NORWORTH		1			1
CVS TNG394POCT BRENTWOOD		1			1
STUDENT HEALTH CENTER			1	100%	1
SAINT JOSEPH'S HOSPITAL AND MEDICAL CENTER		1			1
COVE AT THE MARBELLA,THE			1	100%	1
Kroger 894 - The Little Clinic NEC		1			1
WESTCHESTER MEDICAL CENTER ADVANCED		1			1
VIRTUA HEALTH AND REHABILITATION		1			1
PATIENT FIRST - SICKLERVILLE		1			1
BROOKDALE FORT WALTON BEACH			1	100%	1
SACRED HEART MEDICAL CENTER			1	100%	1
Kroger 683 - The Little Clinic Foothills Plaza		1			1
OHIO CVS STORES, LLC DBA CVS/PHARMACY		1			1
BANNER UNIVERSITY MEDICAL CENTER			1	100%	1
ELKTON TRANSITIONAL CARE CENTER		1			1
PEDIATRIC ASSOC OF JACKSONVILLE PA			1	100%	1
LAKE MARY OPTUM FLORIDA			1	100%	1
LANTANA HC LAB			1	100%	1
OAK HAVEN REHAB AND NURSING CENTER			1	100%	1
MCLEOD MEMORIAL HOSPITAL CLARENDON			1	100%	1
MEDCARE-GARNERS FERRY			1	100%	1
SHRIVERS PHARMACY AND WELLNESS CENTER			1	100%	1
ENCOMPASS HEALTH REHAB HOSP NEW ENGLAND		1			1
TARRYTOWN PHARMACY			1	100%	1
WALK IN FAMILY MEDICINE CENTER			1	100%	1
MAYO CLINIC OUTPATIENT DIALYSIS CENTER			1	100%	1
FOUR FREEDOMS DIALYSIS			1	100%	1
PALACE CARE AND REHAB		1			1
ACCESS TOTAL CARE			1	100%	1

# COVID-19: testing by laboratory

Data through May 11, 2021 verified as of May 12, 2021 at 09:25 AM

Data in this report are provisional and subject to change.

The numbers in the table below represent the number of Florida and non-Florida residents for whom test results were received by the Department of Health. A person can be tested by more than one laboratory and can have both positive and negative results. **Therefore, the sum of the numbers in each column will be larger than the total number of people tested.**

Reporting lab	Inconclusive	Negative	Positive	Percent positive	Total
ST. PETERSBURG PEDIATRICS-SEMINOLE			1	100%	1
Willowbrooke Court at Normandy Farms Estates		1			1
OCALA RKC EAST HEMO #1			1	100%	1
MEDEXPRESS NORTHSIDE			1	100%	1
PUBLIX PHARMACY #1122		1			1
ST PETERSBURG GENERAL HOSPITAL LABORATORY			1	100%	1
STANDIFER PLACE		1			1
Mayfair Village Nursing Care Center		1			1
WORKCARE, INC GLOBALFOUNDRIES			1	100%	1
Kroger 379 - The Little Clinic Stony Brook		1			1
Kroger 670 - The Little Clinic Dawson Forest Rd & Hwy 19		1			1
CVS NE8626POCT LINCOLN		1			1
Christian Park Village		1			1
MARTINSVILLE HEALTH AND REHAB			1	100%	1
INDIAN RIDGE		1			1
SUMMIT LABORATORY			1	100%	1
BRIGHAM YOUNG UNIV STUDENT HEALTH CTR			1	100%	1
TRUECARE24			1	100%	1
HONEY BROOK MED INVESTORS LTD/DBA		1			1
FLORIDA FAMILY LABORATORY		1			1
OPCO LLC LEGACY NURSING AND REHABILITA		1			1
North Campus Annex			1	100%	1
DONALSONVILLE HOSPITAL			1	100%	1
CAPE CORAL HOSPITAL NURSING			1	100%	1
NEMOUR'S CHILDREN'S CLINIC			1	100%	1
Kroger 524 - The Little Clinic Iron Bridge Road		1			1
INTERMOUNTAIN HEALTHCARE LABORATORY SERVICES			1	100%	1
Waters of Covington		1			1
MARTIN MEMORIAL MEDICENTER			1	100%	1
BAPTIST EMERGENCY HOSPITAL - KELLY			1	100%	1
AURORA HEALTH CARE METRO INC			1	100%	1
bishop rehabilitation and nursing center		1			1
REGIONAL MEDICAL LABORATORY			1	100%	1
HEALTHPARTNERS HUDSON CLINIC			1	100%	1
DAYTONA BEACH DIALYSIS			1	100%	1
FAMILY MEDICAL CENTRE			1	100%	1
UT HEALTH RIO GRANDE VALLEY PRIMARY CARE AT			1	100%	1
MISSOURI DEPT. OF HEALTH			1	100%	1
NATION'S BEST CARE HOME HEALTH			1	100%	1
Carington Park			1	100%	1
BLAKE AT PENSACOLA OPERATION CO, LLC, THE			1	100%	1
UABC			1	100%	1
SANTA ROSA PEDIATRICS			1	100%	1
DSI LABORATORIES-NAPLES-7TH			1	100%	1
FAIRFAX COUNTY HEALTH DEPT LABORATORY			1	100%	1
STONECREST MEDICAL CENTER		1			1
WEST PENSACOLA DIALYSIS CENTER			1	100%	1

# COVID-19: testing by laboratory

Data through May 11, 2021 verified as of May 12, 2021 at 09:25 AM

Data in this report are provisional and subject to change.

The numbers in the table below represent the number of Florida and non-Florida residents for whom test results were received by the Department of Health. A person can be tested by more than one laboratory and can have both positive and negative results. **Therefore, the sum of the numbers in each column will be larger than the total number of people tested.**

Reporting lab	Inconclusive	Negative	Positive	Percent positive	Total
INTERNAL MEDICINE GROUP OF CENTRAL FLORIDA			1	100%	1
MID FLORIDA COMMUNITY SERVICES			1	100%	1
Acts Manor House		1			1
CVS IL2297652CV CHICAGO		1			1
Portsmouth Health and Rehab			1	100%	1
MEDOR/ACC SYNCHRONY			1	100%	1
Kroger 519 - The Little Clinic Staples Mill Road		1			1
CORDOVA FAMILY PRACTICE			1	100%	1
EVERGREEN NURSING HOME		1			1
TAMPA GENERAL MEDICAL GROUP LABORATORY HEALTHPARK			1	100%	1
NORTHEAST REGIONAL MEDICAL CENTER			1	100%	1
Alaska Domiciliary Care for Homeless Veterans		1			1
LABORATORY SERVICES SGHS - CAMDEN		1			1
CVS AZ3264POCT PHOENIX			1	100%	1
PATIENT FIRST-GENERAL BOOTH			1	100%	1
MEDHELP			1	100%	1
MEMORIALCARE LONG BEACH MEDICAL CENTER			1	100%	1
INTERNAL MEDICINE ASSOCIATES		1			1
SS VASCULAR			1	100%	1
Walgreens #11854			1	100%	1
Florence Home		1			1
EDGAR PRICE FAMILY & CHILDREN HEALTHCARE CENTER			1	100%	1
FLORIDA HOSPITAL ORMOND BEACH			1	100%	1
EASTSIDE MEDICAL CLINIC		1			1
ASSISTED LIVING AT TREZEVANT		1			1
Parkview Care Center			1	100%	1
NEW SMYRNA BEACH AMBULATORY CARE CTR			1	100%	1
STEPHEN G NELSON MD PA			1	100%	1
SONORAN DESERT PATHOLOGY			1	100%	1
Crowne Place Assisted Living		1			1
EVERLYWELL DIAGNOSTICS			1	100%	1
Pelican Health Norfolk			1	100%	1
M.D. ANDERSON CANCER CENTER			1	100%	1
COMMUNITY MEDICAL CENTER-ORANGE CITY		1			1
HALEYVILLE HEALTH CARE CENTER		1			1
METRO HEALTH HOSPITAL LABORATORY		1			1
HERITAGE HEALTHCARE CENTER AT TALLAHASSEE			1	100%	1
CARROLL UNIVERSITY STUDENT HEALTH CENTER		1			1
Seal Rock Healthcare		1			1
HOSPITAL METROPOLITANO SAN GERMAN			1	100%	1
JUP Serology SubSection			1	100%	1
TEVAPHARM			1	100%	1
WALGREENS #10308		1			1
ATHENS LIMESTONE HOSPITAL		1			1
SUNCOAST PRIMARY CARE LLC			1	100%	1
SUNRISE CLINIC SANTA ROSA		1			1
UW MEDICINE CHU LAB			1	100%	1



# COVID-19: testing by laboratory

Data through May 11, 2021 verified as of May 12, 2021 at 09:25 AM

Data in this report are provisional and subject to change.

The numbers in the table below represent the number of Florida and non-Florida residents for whom test results were received by the Department of Health. A person can be tested by more than one laboratory and can have both positive and negative results. **Therefore, the sum of the numbers in each column will be larger than the total number of people tested.**

Reporting lab	Inconclusive	Negative	Positive	Percent positive	Total
Walgreens #12271		1			1
WELLMED AT LONGWOOD			1	100%	1
ABINGTON MEMORIAL HOSPITAL			1	100%	1
LAKELAND MEDICAL CENTER			1	100%	1
INTEGRITY SPINE AND ORTHOPEDICS LLC			1	100%	1
DIVERSICARE OF BIG SPRINGS		1			1
Eagle Point Health Care Center		1			1
Maple Lane Nursing Home		1			1
UT HEALTH RIO GRANDE VALLEY SPECIALTY PEDIATRICS			1	100%	1
RIVERSIDE PEDIATRIC GROUP, INC		1			1
ORDRS, INC.			1	100%	1
ASHLEY PEDIATRICS DAY AND NIGHT CLINIC			1	100%	1
BATESVILLE - SHERWOOD URGENT CARE			1	100%	1
DOCTORS CARE - GREER		1			1
ELDERWOOD AT WAVERLY		1			1
CVS AZ69POCT PEORIA		1			1
Alden Lincoln Park			1	100%	1
CVS MA1238POCT MEDFIELD		1			1
ALIMETRIX INC		1			1
SPECIALTY MOLECULAR - DENVER			1	100%	1
MIDWEST COVENANT HOME, INC		1			1
BAYLOR SCOTT AND WHITE MEDICAL CENTER -CENTENTENNIAL			1	100%	1
EDWARD HOSPITAL			1	100%	1
Baypoint Healthcare Center			1	100%	1
OCCUPATIONAL HEALTH CENTER		1			1
CARESPOT - MIAMI GARDENS			1	100%	1
Kroger 838 - The Little Clinic Fairborn		1			1
CERMAK HEALTH SERVICES			1	100%	1
TRITENN LLC		1			1
CareATC - Columbia College #58		1			1
SYNERGENE LABORATORY			1	100%	1
NEW HORIZON PRIMARY CARE LLC			1	100%	1
FOUNDATION LABORATORY			1	100%	1
LRHS Pablo Urgent Care		1			1
NEW ERA COMMUNITY HEALTH CENTER LLC		1			1
ODESSA MEMORIAL HOSPITAL			1	100%	1
Indian Oaks Living Center		1			1
UC TAMiami			1	100%	1
BRANKO D PEJIC MD FAMILY PRACTICE			1	100%	1
ManorCare Health Services/ York South		1			1
MEDEXPRESS URGENT CARE - PATRICK STREE			1	100%	1
COVID CLINIC, INC			1	100%	1
ST JOHNS MEDICAL CENTER		1			1
Sharon Care Center			1	100%	1
BRUSHY CREEK FAMILY HOSPITAL			1	100%	1
SENTARA AMBULATORY CARE CLINIC			1	100%	1
JACKSBORO URGENT CARE			1	100%	1

# COVID-19: testing by laboratory

Data through May 11, 2021 verified as of May 12, 2021 at 09:25 AM

Data in this report are provisional and subject to change.

The numbers in the table below represent the number of Florida and non-Florida residents for whom test results were received by the Department of Health. A person can be tested by more than one laboratory and can have both positive and negative results. **Therefore, the sum of the numbers in each column will be larger than the total number of people tested.**

Reporting lab	Inconclusive	Negative	Positive	Percent positive	Total
FAIRFIELD MEDICAL CENTER			1	100%	1
Medilodge of Mt. Pleasant		1			1
NORTH SHORE HEMATOLOGY-ONCOLOGY ASSOCIATES PC		1			1
PREMIER FAMILY AND SPORTS MEDICINE LLC			1	100%	1
ST ROSE DOMINICAN HOSPITAL LAB-ROSE DE LIMA CAMPUS			1	100%	1
LP ELIZABETHTON		1			1
Signature Healthcare of Fort Wayne		1			1
USF PHYSICIANS GROUP			1	100%	1
RESTORE MEDICAL PARTNERS PLLC			1	100%	1
PHI LIFE SCIENCES			1	100%	1
NORTH PALM CHILDRENS PHYSICIANS			1	100%	1
HAVASU REGIONAL MEDICAL CENTER			1	100%	1
URGENT CARE OF KANSAS CITY			1	100%	1
HUGH CHATHAM FAMILY MEDICINE INDEPENDENCE		1			1
WESTCOAST FAMILY PRACTICE		1			1
WYOMING OPCO, LLC DBA MEDILODGE OF WYO		1			1
LEGACY AT HIGHWOODS PRESERVE		1			1
WELLSTAR STUDENT SERVICES-MARIETTA CLI		1			1
QUALITY CLINICAL LAB LLC			1	100%	1
MOBILE INFIRMARY MEDICAL CENTER			1	100%	1
INTEGRATED GENETICS SEQUENOM		1			1
DYNACARE NORTHWEST INC			1	100%	1
Sherwood Oaks Health Center			1	100%	1
SUPREME MEDICAL GROUP PLLC			1	100%	1
Ravenwood Speciality Care		1			1
PINNACLE PAIN CENTER PS DBA LYNX HEALTHCARE		1			1
OCALA REGIONAL DIALYSIS- NORTH			1	100%	1
EMORY DECATUR HOSPITAL - EMORY MEDICAL		1			1
Manassas Health & Rehab			1	100%	1
WEST CARVER MEDICAL ASSOCIATES		1			1
VALLEY VISTA CARE CENTER		1			1
PROGENESIS INC			1	100%	1
ASSOCIATES MD MEDICAL GROUP INC			1	100%	1
JP MORGAN CHASE HEALTH SERVICES			1	100%	1
LEGACY SPECIALTY PHARMACY CORP			1	100%	1
AVERA HEART HOSPITAL OF SD			1	100%	1
PALMS WEST SURGICENTER		1			1
BHS PHYSICIAN NETWORK			1	100%	1
FRESENIUS KIDNEY CARE OCALA			1	100%	1
Crowne Health Care of Thomasville		1			1
PM PEDIATRICS OF VIRGINIA			1	100%	1
2504-HOMEWOOD		1			1
CDR MAGUIRE - STUART MISSION			1	100%	1
Salem Hills Rehabilitation and Nursing Center		1			1
MARTIN MEM FAMILY CARE AT ST LUCIE W			1	100%	1
CENTRAL CAROLINA HOSPITAL			1	100%	1
SUMMERFIELD PAIN MANAGEMENT			1	100%	1

# COVID-19: testing by laboratory

Data through May 11, 2021 verified as of May 12, 2021 at 09:25 AM

Data in this report are provisional and subject to change.

The numbers in the table below represent the number of Florida and non-Florida residents for whom test results were received by the Department of Health. A person can be tested by more than one laboratory and can have both positive and negative results. **Therefore, the sum of the numbers in each column will be larger than the total number of people tested.**

Reporting lab	Inconclusive	Negative	Positive	Percent positive	Total
RENOWN REGIONAL MEDICAL CENTER			1	100%	1
VA NCHCS - Mather Division		1			1
CRUSADER COMMUNITY HEALTH			1	100%	1
FLORIDA ORTHOPAEDIC INSTITUTE SURGERY		1			1
Indianspring of Oakley		1			1
SCRIPPS MERCY HOSPITAL			1	100%	1
ST MICHAEL'S ELITE MEDICAL HOSPITAL			1	100%	1
LABTECH DIAGNOSTICS			1	100%	1
NEXTCARE POWER			1	100%	1
ADVENTHEALTH MEDICAL GROUP COLORECTAL SURGERY AT		1			1
Scepter Rehab and Health care		1			1
ST VINCENTS OUTPATIENT IMAGING		1			1
NATIONS TOBIN RECREATION CENTER			1	100%	1
LAMARQUE DIALYSIS			1	100%	1
LEHIGH PULMONARY ASSOCIATES			1	100%	1
WALGREENS_CHICAGO		1			1
MT ST RITA HEALTH CENTRE		1			1
DOCTORS AFTER HOURS URGENT CARE CENTER			1	100%	1
UNLIMITED MEDICAL SERVICES OF FL PL DBA		1			1
ASHLEY CLINICAL DIAGNOSTIC LABORATORY			1	100%	1
Pathways Nursing and Rehabilitation Center		1			1
ODYSSEY HEALTH CARE OF MARION COUNTY LLC		1			1
DODGE COUNTY HOSPITAL LABORATORY		1			1
Kroger 968 - The Little Clinic Colerain Township		1			1
LAKEWOOD RANCH MEDICAL GROUP LLC			1	100%	1
The Pines at Poughkeepsie Center for Nursing and Rehabilitation		1			1
PATIENT FIRST - FAIRFAX			1	100%	1
BAYCARE OUTREACH LAB AT NEW TAMPA			1	100%	1
PIEDMONT QUICKCARE		1			1
CARESOUTH HHA HOLDINGS OF THE TREASURE COAST LLC			1	100%	1
BOULDER COMMUNITY HOSPITAL			1	100%	1
SHARP CHULA VISTA MEDICAL CENTER			1	100%	1
CLINICAL PATHOLOGY LABORATORIES SOUTHEAST INC			1	100%	1
CARING PROFESSIONAL HEALTH CARE LLC		1			1
NEXT LEVEL URGENT CARE (WOODLANDS)			1	100%	1
SENCARE MANAGEMENT		1			1
WATERMAN VILLAGE HOME CARE			1	100%	1
APACHE HEALTH CENTER			1	100%	1
CVS / PHARMACY #10794			1	100%	1
NAVARRO MEDICAL CENTERS LLC			1	100%	1
MINUTECLINIC DIAGNOSTIC OF VIRGINIA, LLC #10088		1			1
UNC HOSPITALS			1	100%	1
TOTAL HEALTH CARE CLINIC		1			1
Maplewood of Cheshire County		1			1
NSPIRE HEALTHCARE PLANTATION			1	100%	1
ADVANCED RESEARCH AND DIAGNOSTIC LABORATORY UNIVERSITY OF MINNESOTA			1	100%	1
TIMPANOGOS REGIONAL HOSPITAL			1	100%	1

# COVID-19: testing by laboratory

Data through May 11, 2021 verified as of May 12, 2021 at 09:25 AM

Data in this report are provisional and subject to change.

The numbers in the table below represent the number of Florida and non-Florida residents for whom test results were received by the Department of Health. A person can be tested by more than one laboratory and can have both positive and negative results. **Therefore, the sum of the numbers in each column will be larger than the total number of people tested.**

Reporting lab	Inconclusive	Negative	Positive	Percent positive	Total
Greenhaven Health and Rehabilitation		1			1
JMJ FAMILY PRACTICE			1	100%	1
CARENOW URGENT CARE - ANTIOCH		1			1
SUREPOINT URGENT CARE PADRE ISLAND			1	100%	1
ADVENTHEALTH MEDICAL GROUP SENIOR HEALTH AT			1	100%	1
KID CARE PEDIATRICS PA			1	100%	1
1ST MED DOTHAN			1	100%	1
JASON RHEE, MD		1			1
UC SAN DIEGO CENTER FOR ADVANCED LABORATORY MEDICINE			1	100%	1
ANDERSON REGIONAL MEDICAL CENTER			1	100%	1
NEVADA RURAL HOUSING AUTHORITY			1	100%	1
SPEARE MEMORIAL HOSPITAL			1	100%	1
WALGREENS WAYNE			1	100%	1
APEX HOME HEALTHCARE			1	100%	1
Birmingham Nursing and Rehabilitation East LLC		1			1
TRADITIONAL MEDICINE CENTER			1	100%	1
SUMMIT COUNTY PUBLIC HEALTH DEPARTMENT			1	100%	1
KANA MEDICAL			1	100%	1
Princeton Place			1	100%	1
ORANGETOWN PEDIATRICS ASSOCIATES		1			1
DOMINION DIAGNOSTICS			1	100%	1
VELOCITY URGENT CARE - CHIMNEY HILL			1	100%	1
Pontotoc Health and Rehab		1			1
NFRC CLINICAL LAB			1	100%	1
WVU MEDICINE AT SUNCREST TOWNE CENTRE			1	100%	1
TERRELL URGENT CARE			1	100%	1
Kroger 347 - The Little Clinic Tates Creek		1			1
HILLSBORO MEDICAL CENTER MAIN LABORATO		1			1
Courtenay Springs Village			1	100%	1
Springdale Village		1			1
NORTHSIDE PEDIATRICS & ADOLESCENT MEDI		1			1
Moab Regional Hospital			1	100%	1
CAREHERE HUDSON BAY			1	100%	1
Sunnybrook Rehabilitation Center			1	100%	1
LAKESIDE MEDICAL CENTER		1			1
ARIZA WELLNESS CARE LLC			1	100%	1
DOCTORS MEMORIAL HOSP HOME HEALTH CARE		1			1
HEALTH CARE SERVICES LC			1	100%	1
CENTRAL FLORIDA ADULT MEDICINE		1			1
YOUR HEALTH PEDIATRICS			1	100%	1
GRAND LIVING			1	100%	1
UNIVERISTY HOSPITAL			1	100%	1
DIAGNOSTIC GROUP INTEGRATED HEALTHCARE			1	100%	1
SECOND STREET GROUP HOME		1			1
BRUNSWICK HEALTH AND REHABILITATION CE		1			1
CURA LABORATORY SERVICES			1	100%	1
FOUNDCARE HEALTH			1	100%	1

# COVID-19: testing by laboratory

Data through May 11, 2021 verified as of May 12, 2021 at 09:25 AM

Data in this report are provisional and subject to change.

The numbers in the table below represent the number of Florida and non-Florida residents for whom test results were received by the Department of Health. A person can be tested by more than one laboratory and can have both positive and negative results. **Therefore, the sum of the numbers in each column will be larger than the total number of people tested.**

Reporting lab	Inconclusive	Negative	Positive	Percent positive	Total
GENESIS CARE USA OF FLORIDA, LLC			1	100%	1
PERFECT HEALTH URGENT CARE AND MEDICAL		1			1
NATIONAL INSTITUTES OF HEALTH CLINICAL CENTER			1	100%	1
Urgent Care 24/7 Orlando LLC			1	100%	1
UNITED HEALTHCARE			1	100%	1
Kingsway Arms Nursing Center		1			1
LONG ISLAND MINIMALLY INVASIVE SURGERY		1			1
MOUNT SINAI COMPREHENSIVE CANCER CENTER			1	100%	1
BAPTIST MINOR MEDICAL CENTER			1	100%	1
Perham Living			1	100%	1
NORTH COUNTY MEDICAL LAB			1	100%	1
Samaritan Keep Home		1			1
NORTH BROWARD MEDICAL CENTER			1	100%	1
WALGREENS # 11165		1			1
KIDZ FAMILY CARE			1	100%	1
ASSOCIATESMD			1	100%	1
SOUTH COUNTY MEDICAL CENTER			1	100%	1
BROOKS REHAB			1	100%	1
FOCUSED CARE AT ALLENBROOK		1			1
CAREMOUNT MEDICAL PC-CARMEL		1			1
FIRST CARE OF GAINESVILLE			1	100%	1
BMC MAYPORT			1	100%	1
Oregon Veterans Home The Dalles		1			1
PHYSICIANS PREMIER ER- CENTRAL AUSTIN			1	100%	1
Brakeley Park Center		1			1
BRONSON METHODIST HOSPITAL			1	100%	1
GOOD SAMARITAN SOCIETY-FOREST CITY		1			1
ST JOHN'S MEDICAL CENTER, TETON VILLAGE			1	100%	1
PRIME HEALTHCARE SERVICES		1			1
CAREWELL 203			1	100%	1
HEARTLAND OF MARIETTA OH LLC DBA		1			1
FAMILY AND INTERNAL MEDICINE ASSOCIATES		1			1
BLUFFTON HEALTH CENTER			1	100%	1
CORONA CONCIERGE, LLC		1			1
Kroger 929 - The Little Clinic Corryville		1			1
APOLLOMDX LLC			1	100%	1
Big River Nursing and Rehab		1			1
CVS M08595POCT RAYMORE		1			1
AMERICAN DRUG TESTING LAB LLC			1	100%	1
ODESSA CLINIC			1	100%	1
BAM INC		1			1
KROGER 915 - THE LITTLE CLINIC ANDERSON			1	100%	1
COMMUNITY MEMORIAL HOSPITAL		1			1
AMERICAN MEDICAL RESPONSE - FARMER BRA		1			1
CARENOW URGENT CARE-MURFREESBORO			1	100%	1
PEDIATRIC SPECIALTY CLINIC COLLIER			1	100%	1
RCP OF MEMORIAL WEST			1	100%	1

# COVID-19: testing by laboratory

Data through May 11, 2021 verified as of May 12, 2021 at 09:25 AM

Data in this report are provisional and subject to change.

The numbers in the table below represent the number of Florida and non-Florida residents for whom test results were received by the Department of Health. A person can be tested by more than one laboratory and can have both positive and negative results. **Therefore, the sum of the numbers in each column will be larger than the total number of people tested.**

Reporting lab	Inconclusive	Negative	Positive	Percent positive	Total
CENTRAL ALABAMA HEALTH CARE SYSTEM			1	100%	1
VOLUSIA MEDICAL CENTER			1	100%	1
BAPTIST HEALTH SURGERY CENTER			1	100%	1
WEST VIRGINIA UNIVERSITY HOSPITALS			1	100%	1
WW Chem Auto SS			1	100%	1
MANHATTAN EYE EAR AND THROAT HOSPITAL		1			1
UNITED HOSPITAL CENTER LABORATORY			1	100%	1
777 URGENT CARE			1	100%	1
UT MD ANDERSON CANCER CENTER-TUMOR MARKER LAB			1	100%	1
MEMORIAL HERMANN KATY HOSPITAL			1	100%	1
MEMORIAL HOSPITAL MIRAMAR WAIVED TESTING			1	100%	1
RANDOLPH-MACON COLLEGE			1	100%	1
MEDICAL CENTER OF TRINITY - MOB		1			1
LAKELAND REGIONAL HEALTH AUBURNDALE		1			1
AUBURNDALE DOCTOR TODAY			1	100%	1
LAKE WALES DIALYSIS CENTER			1	100%	1
Heartland Health Care Center Jacksonville			1	100%	1
Chateau Girardeau			1	100%	1
SOUTHEASTERN PATHOLOGY ASSOCIATES			1	100%	1
PALMETTO LANDING			1	100%	1
UMASS MEMORIAL/MARLBORO HOSPITAL			1	100%	1
PHYSICIANS LAB INC			1	100%	1
GATEWAY HEALTHCARE, PC			1	100%	1
DAVIS, CASEY		1			1
HAYS CLINICAL LAB			1	100%	1
CENTRAL FLA PEDIATIC URGENT CARE LLC		1			1
NORTHERN KENTUCKY HEALTH DEPARTMENT			1	100%	1
Peninsula Nursing and Rehabilitation Center		1			1
ADVANCED INDIVIDUALIZED MEDICINE OF NAPLES			1	100%	1
MD NOW URGENT CARE			1	100%	1
Medilodge of East Lansing		1			1
MEMORIAL HERMANN MEDICAL GROUP-ATASCOCITA PEDS			1	100%	1
BRISTOL CHILDRENS CLINIC			1	100%	1
WINTER GARDEN CHILDREN'S HEALTH CENTERS			1	100%	1
EVEXIA DIAGNOSTICS			1	100%	1
Kroger - KRO03500568			1	100%	1
MEDISURE DBA MY WELLNESS EXPRESS			1	100%	1
OPTI MED PHARMACY		1			1
SAINT BARNABAS MEDICAL CENTER		1			1
LIFE CARE CENTER OF GWINNETT		1			1
PLEASANT RIDGE MANOR WEST		1			1
ALLIED PHYSICIANS GROUP		1			1
SHANNON CLARK OD, PA			1	100%	1
USC VERDUGO HILLS HOSPITAL			1	100%	1
SHAH			1	100%	1
ARGENTINE CARE CENTER		1			1
Chatsworth Health Care		1			1

# COVID-19: testing by laboratory

Data through May 11, 2021 verified as of May 12, 2021 at 09:25 AM

Data in this report are provisional and subject to change.

The numbers in the table below represent the number of Florida and non-Florida residents for whom test results were received by the Department of Health. A person can be tested by more than one laboratory and can have both positive and negative results. **Therefore, the sum of the numbers in each column will be larger than the total number of people tested.**

Reporting lab	Inconclusive	Negative	Positive	Percent positive	Total
PUTNAM CO HOSPITAL-D/B/A ASBURY TOWERS		1			1
PALM SPRINGS GENERAL HOSPITAL			1	100%	1
El Paso Health Care Center			1	100%	1
UW MEDICINE MS CENTER			1	100%	1
BAYOU URGENT CARE			1	100%	1
BELMONT VILLAGE AT JOHNS CREEK		1			1
SUMMIT URGENT CARE EAST POINT		1			1
Kroger 368 - The Little Clinic Frankfort West		1			1
INHEALTH LIFE SCIENCES LLC			1	100%	1
KIDSVILLE PEDIATRICS III PA			1	100%	1
VIVEX/UMTB BIOMEDICAL			1	100%	1
OPTUM MEDICAL CLINIC IN ROCKRIMMON			1	100%	1
MDS PHARMA SERVICES		1			1
HOSPITAL SISTERS HEALTH SYSTEM (HSHS)			1	100%	1
Kroger 682 - The Little Clinic New Holland Market			1	100%	1
PARKVIEW REGIONAL MEDICAL CENTER			1	100%	1
GEORGE WASHINGTON UNIVERSITY HOSPITAL			1	100%	1
SANTA CLARA VALLEY MEDICAL CENTER			1	100%	1
CHILDREN'S MEMORIAL HOSPITAL			1	100%	1
SSC NASHVILLE OPERATING CO LLC D/B/A		1			1
AUSTIN URGENT CARE			1	100%	1
FAIRLAWN OPCO LLC DBA ARBORS AT FAIRLAWN		1			1
APOLLO ADVANCED HOME HEALTH CORP			1	100%	1
HEALTHCARE ASSOCIATES OF IRVING, LLP			1	100%	1
POETS WALK SARASOTA			1	100%	1
Imperial Healthcare Centre			1	100%	1
FREEMPORT ER DOX URGENT CARE		1			1
APPLECARE URGENT CARE JESUP			1	100%	1
INNOVATIVE CARE PARTNERS PLLC			1	100%	1
QUEST INC			1	100%	1
OAKWOOD HOSPITAL - DEARBORN LAB			1	100%	1
PALM BEACH DIABETES AND ENDOCRINE SPECIALISTS, PA			1	100%	1
Ramsey Village		1			1
PEDIATRIC ASSOCIATES - MIAMI LAKES		1			1
APS-SUMMIT CARE PHARMACY, LLC DBA OMNICARE		1			1
WAYNE COUNTY PUBLIC HEALTH		1			1
ANMED HEALTH MEDICAL CENTER			1	100%	1
EXCEPTIONAL EMERGENCY CENTER			1	100%	1
KETAMINE HEALTH CENTERS OF WEST PALM BEACH LLC		1			1
PHYSICIANS PRIMARY CARE LEHIGH PEDS			1	100%	1
WATERS EDGE ELEMENTARY SCHOOL			1	100%	1
Long Beach Care Center			1	100%	1
WRIGHT PATTERSON AFB MEDICAL CENTER			1	100%	1
PARK AVENUE MEDICAL PROFESSIONALS PC		1			1
Regency Square			1	100%	1
UCH LAB			1	100%	1
TRUCARE LIVING CENTERS - SELMA			1	100%	1

# COVID-19: testing by laboratory

Data through May 11, 2021 verified as of May 12, 2021 at 09:25 AM

Data in this report are provisional and subject to change.

The numbers in the table below represent the number of Florida and non-Florida residents for whom test results were received by the Department of Health. A person can be tested by more than one laboratory and can have both positive and negative results. **Therefore, the sum of the numbers in each column will be larger than the total number of people tested.**

Reporting lab	Inconclusive	Negative	Positive	Percent positive	Total
RELIANCE HOME HEALTH CARE INC		1			1
GATEWAY LABORATORIES		1			1
WEST FLORIDA HOSPITAL LABORATORY			1	100%	1
NORDX			1	100%	1
MEDICAL CENTER AFFILIATES PALM SPRINGS			1	100%	1
PRIORITY CARE LLC			1	100%	1
Bivins Pointe			1	100%	1
ALLIED PEDIATRICS & FAMILY MEDICINE			1	100%	1
BRITTNEY WHELIHAN IRWIN ARNP LLC			1	100%	1
OPTIMAL MEDICINE INC		1			1
FAWCETT MEMORIAL HOSPITAL NURSING			1	100%	1
THE LITTLE CLINIC LLC			1	100%	1
PEDRO L ORTEGA MD PA			1	100%	1
Victory Health and Rehabilitation			1	100%	1
Senior Rehab & Recovery Center at Limestone Health Facility		1			1
VISTA DEL SOL MED ASSOC		1			1
GINKGO BIOWORKS INC (CONCENTRIC)		1			1
Troy Center for Rehabilitation & Nursing		1			1
FAIRHAVEN		1			1
WELLSNOW URGENT CARE-OSWEGO			1	100%	1
ULTIMATE ANALYSIS LABORATORY			1	100%	1
WILLOWBROOKE COURT AT MATTHEWS GLEN		1			1
WMC HEALTH GROUP OF KISSIMMEE LLC			1	100%	1
ST. ELIZABETH HEALTHCARE - FLORENCE HOSPITAL			1	100%	1
UNIVERSITY OF FLORIDA			1	100%	1
CARRINGTON, LLC D/B/A THE CARRINGTON		1			1
CENTRAL FLORIDA HOSPITALIST			1	100%	1
CFCH - FROSTPROOF			1	100%	1
Heritage Inn Health and Rehabilitation		1			1
PHYSICIANS PREMIER ER- BASTROP			1	100%	1
WINDMOOR HEALTHCARE			1	100%	1
CATERPILLAR INC - MIAMI DISTRIBUTION CENTER			1	100%	1
EAST TENNESSEE STATE UNIVERSITY		1			1
VCU HEALTH SYSTEM AUTHORITY - MCV HOSPITALS			1	100%	1
MACKINAC STRAITS LONG TERM CARE UNIT		1			1
SOUTHWEST REGIONAL PCR LABORATORY			1	100%	1
HEALTHCARECLINICS			1	100%	1
Whispering Pines Nursing & Rehabilitation Center		1			1
HCL LABORATORIES			1	100%	1
SHP WESTCHESTER LLC		1			1
DIGNITY HEALTH GOHEALTH		1			1
BEST CARE COMMUNITY AND FAMILY HEALTH CENTER INC			1	100%	1
CHESAPEAKE REGIONAL MEDICAL CENTER			1	100%	1
Encompass Health Rehab Hosp Alexandria		1			1
EMERGENCE MEDICINE			1	100%	1
VIRGINIA UROLOGY		1			1
APPLECARE BRUNSWICK			1	100%	1



# COVID-19: testing by laboratory

Data through May 11, 2021 verified as of May 12, 2021 at 09:25 AM

Data in this report are provisional and subject to change.

The numbers in the table below represent the number of Florida and non-Florida residents for whom test results were received by the Department of Health. A person can be tested by more than one laboratory and can have both positive and negative results. **Therefore, the sum of the numbers in each column will be larger than the total number of people tested.**

Reporting lab	Inconclusive	Negative	Positive	Percent positive	Total
COMMUNITY			1	100%	1
Lakeview Care Center			1	100%	1
ALLIANCE LABORATORY SERVICES			1	100%	1
Signature Healthcare of Georgetown		1			1
Walgreens #3661		1			1
BL DIAGNOSTICS LLC			1	100%	1
Brynwood Health & Rehabilitation Center			1	100%	1
Bridgeway Care and Rehabilitation Center		1			1
PHOEBE HOME INC		1			1
CYPRESS CREEK OUTPATIENT SURGICAL CTR, LLC			1	100%	1
STERLING HOUSE OF PORT ORANGE		1			1
WALGREENS #09456		1			1
MEDEXPRESS URGENT CARE - UNIONTOWN		1			1
WALGREENS #15369		1			1
TANGLEWOOD MANOR		1			1
CENTRAL TX MEDICAL CENTER - LAB			1	100%	1
PRIMARY CARE SERVICES AT WESTMINSTER V		1			1
PARK AVENUE PEDIATRICS PC		1			1
DISCOVERY AT HOME, LLC			1	100%	1
MEDCOR, INC			1	100%	1
Kroger 353 - The Little Clinic Harpers Point		1			1
Schenectady Center for Rehabilitation & Nursing		1			1
FRANKLIN CBOC			1	100%	1
MEDTOWN PHARMACY			1	100%	1
VA Tennessee Valley HCS-Nashville Campus			1	100%	1
Iosco County Medical Care Facility		1			1
CVS AZ3749POCT GOODYEAR		1			1
BROCK HUGHES MEDICAL CENTER			1	100%	1
TANNER CLINIC			1	100%	1
Falmouth By The Sea			1	100%	1
EUROFINS CENTRAL LABORATORY, LLC		1			1
Ideal Senior Living Center		1			1
MEDEXPRESS URGENT CARE - LINDEN		1			1
JOSEPH REINA PHARMACY INC DBA JRX PHAR		1			1
Eger Health Care and Rehabilitation Center		1			1
MID FLORIDA BIOLOGICALS			1	100%	1
Hempfield Manor		1			1
Avon Health Center		1			1
MARQUETTE GENERAL HOSPITAL			1	100%	1
KEYS PEDIATRICS PLLC			1	100%	1
HEART HOSPITAL OF LAFAYETTE: EMERGENCY ROOM			1	100%	1
CHILDREN PHYSICIANS GROUP			1	100%	1
Community Compassion Center of Batesville			1	100%	1
CUSTOM SCRIPTS PHARMACY		1			1
JACK M MATHENY II MD			1	100%	1
STEWART FLORIDA ALF, INC			1	100%	1
COMMUNITY HOSPITALS INDIANAPOLIS			1	100%	1

# COVID-19: testing by laboratory

Data through May 11, 2021 verified as of May 12, 2021 at 09:25 AM

Data in this report are provisional and subject to change.

The numbers in the table below represent the number of Florida and non-Florida residents for whom test results were received by the Department of Health. A person can be tested by more than one laboratory and can have both positive and negative results. **Therefore, the sum of the numbers in each column will be larger than the total number of people tested.**

Reporting lab	Inconclusive	Negative	Positive	Percent positive	Total
RIVERSIDE MEDICAL CENTER		1			1
ST JOHN HOSPITAL & MEDICAL CENTER MICRO			1	100%	1
CAROLINAS PHYSICIAN NETWORK			1	100%	1
REGENTS PARK OF JACKSONVILLE			1	100%	1
MID-FLORIDA CANCER CENTERS		1			1
White Oak Manor - Rock Hill		1			1
Mercy Manor Transition Center			1	100%	1
441 URGENT CARE CENTER - BROWNWOOD			1	100%	1
CONCIERGE IV NUTRITION			1	100%	1
MEDEXPRESS URGENT CARE-MEADVILLE			1	100%	1
BROOKSHIRE, THE			1	100%	1
Heartland of Perrysburg		1			1
FLAGLER PROFESSIONAL HEALTH CARE SERVICES INC		1			1
Alden North Shore			1	100%	1
ACCESS TOTAL CARE - PORTLAND			1	100%	1
SANFORD LABORATORIES WATERTOWN			1	100%	1
Towne Manor East		1			1
Fairhope		1			1
BROWNSVILLE ADULT AND PEDIATRIC CLINIC			1	100%	1
C V S / PHARMACY #833		1			1
HABANA HEALTH CARE CENTER			1	100%	1
SWIFTCARE URGENT CARE, PLLC			1	100%	1
Higland Pointe Health and Rehabilitation center		1			1
MEMORIAL MEDICAL CENTER			1	100%	1
VELOCITY URGENT CARE - LITTLE CREEK			1	100%	1
ROSEN MEDICAL CENTER AT ROSEN COLLEGE CAMPUS			1	100%	1
BRIDGEWATER AT WATERMAN VILLAGE			1	100%	1
KIDS CARE PEDIATRICS			1	100%	1
SACRED HEART HOSPITAL			1	100%	1
MOUNT SINAI MEDICAL CENTER AVENTURA ER			1	100%	1
Isle Health and Rehabilitation Center			1	100%	1
DR AZIZ CLINIC			1	100%	1
DOCS OUTSIDE THE BOX INC			1	100%	1
PERRY COUNTY NURSING HOME		1			1
BLOOD SYSTEMS LABORATORIES			1	100%	1
COLER REHABILITATION AND NURSING CARE		1			1
THE CHRIST HOSPITAL			1	100%	1
PUBLIX PHARMACY #1114			1	100%	1
PHOENIX MEDICAL CLINIC			1	100%	1
GREATER MIAMI DIALYSIS			1	100%	1
IZ MEDICAL		1			1
SAINT LEO UNIVERSITY INCORPORATED			1	100%	1
CHI MEMORIAL HOSPITAL CHATTANOOGA			1	100%	1
Eden Meadows		1			1
ManorCare Health Services-Monroeville		1			1
Kroger 465 - The Little Clinic Oakley		1			1
CARENOW URGENT CARE - SPRING			1	100%	1

# COVID-19: testing by laboratory

Data through May 11, 2021 verified as of May 12, 2021 at 09:25 AM

Data in this report are provisional and subject to change.

The numbers in the table below represent the number of Florida and non-Florida residents for whom test results were received by the Department of Health. A person can be tested by more than one laboratory and can have both positive and negative results. **Therefore, the sum of the numbers in each column will be larger than the total number of people tested.**

Reporting lab	Inconclusive	Negative	Positive	Percent positive	Total
Ohman Family Living at Holly Assisted Living		1			1
TENNOVA HEALTHCARE - CLEVELAND			1	100%	1
BISHOP KEARNEY		1			1
RESOURCE PATH LLC			1	100%	1
CROWNPOINT HEALTHCARE FACILITY		1			1
HEBER VALLEY HOSPITAL			1	100%	1
ELKHART GENERAL HOSPITAL			1	100%	1
Royal Palm Beach Health and Rehab Center			1	100%	1
ST. MARY MEDICAL CENTER		1			1
ORAL & FACIAL SURGERY			1	100%	1
FAMILY MEDICAL CENTER		1			1
LEELANAU OPCO, LLC		1			1
Carrollton Manor Inc		1			1
Chestnut Ridge Nursing & Rehab		1			1
NORTHCREST PHYSICIAN SERVICES INC		1			1
UNIVERSITY OF MD PATH ASSOC- MD GENOMICS			1	100%	1
CAREAGE PLASTIC SURGERY			1	100%	1
MADISON REHABILITATION HOSPITAL		1			1
FALKVILLE HEALTHCARE		1			1
CITRONELLE HEALTH AND REHABILITATION CENTER		1			1
SUMMIT DETOX INC			1	100%	1
FLORIDA HOSPITAL LAB			1	100%	1
CAMAI COMMUNITY HEALTH CENTER, INC			1	100%	1
LAKE LURE HEALTH CENTER			1	100%	1
FLAGLER CARE CENTER			1	100%	1
Rio Grande City Nursing and Rehab Center			1	100%	1
CARENOW MURFREESBORO MEDICAL CENTER PK		1			1
LEXINGTON HOSPITAL CORPORATION			1	100%	1
CONWAY - SHERWOOD URGENT CARE			1	100%	1
NORTHSIDE HOSPITAL GWINNETT		1			1
WINTER PARK MEMORIAL HOSPITAL LABORATORY		1			1
ADVENTHEALTH PHYSICIAN GROUP - APPLEWOOD			1	100%	1
HHCS PHARMACY INC			1	100%	1
Avera Sr. James Care Center		1			1
TEXAS HEALTH ARLINGTON MEMORIAL		1			1
SANTA BARABARA ALF LLC (THE WINDSOR)			1	100%	1
CURELOGICS WOUND CARE & HYPERBARIC CENTER		1			1
OMAHA VA MEDICAL CENTER			1	100%	1
BETHESDA ON TURKEY CREEK			1	100%	1
BALLAD HEALTH MEDICAL ASSOCIATES URGENT CARE - JOHNSON CITY			1	100%	1
WILSON FAMILY MEDICINE LLC		1			1
ACUTE AND COMMUNICABLE DISEASE PREVENTION			1	100%	1
OMC PRIMARY CARE - HOSPITAL CAMPUS			1	100%	1
FRESENIUS SOUTH FORT MYERS		1			1
AUGUSTA HEALTH CLINICAL LABORATORY			1	100%	1
CVS M04088POCT LEES SUMMIT		1			1
Kroger 83 - The Little Clinic Rock Road		1			1

# COVID-19: testing by laboratory

Data through May 11, 2021 verified as of May 12, 2021 at 09:25 AM

Data in this report are provisional and subject to change.

The numbers in the table below represent the number of Florida and non-Florida residents for whom test results were received by the Department of Health. A person can be tested by more than one laboratory and can have both positive and negative results. **Therefore, the sum of the numbers in each column will be larger than the total number of people tested.**

Reporting lab	Inconclusive	Negative	Positive	Percent positive	Total
CENTRAL FLORIDA HEALTH CARE, INC			1	100%	1
BAPTIST HOSPITAL FAMILY MEDICINE TIGER POINT			1	100%	1
TEXAS HEALTH ARLINGTON MEMORIAL HOSPITAL			1	100%	1
WEST COAST CLINICAL LABS INC			1	100%	1
HOUSTON DEPARTMENT OF HEALTH AND HUMAN SERVICES			1	100%	1
PEDRO MENENDEZ HEALTH CENTER AT ST JOHNS			1	100%	1
Hawthorne House		1			1
LIBERTY URGENT CARE			1	100%	1
CVS CA5958POCT EASTVALE		1			1
PHYSICIANS IMMEDIATE CARE CHICAGO			1	100%	1
UF HEALTH FAMILY MEDICINE-GOODBYS CREEK			1	100%	1
COMMUNITY MEDICAL CARE			1	100%	1
PREMIUM HOME HEALTH CARE INC			1	100%	1
SCRIPTS PLUS INC DBA THE MEDICINE SHOP		1			1
CAPE CANAVERAL HOSP			1	100%	1
PALMETTO ARTIFICIAL KIDNEY CENTER			1	100%	1
CONTINENTAL HOME HEALTH CARE INC			1	100%	1
ARBOR TERRACE AT CITRUS PARK			1	100%	1
GRANITE FALLS LTC, LLC		1			1
TFH HOME HEALTH INC			1	100%	1
SIERRA HEALTH CARE CENTER		1			1
NORTH MIAMI BEACH SURGICAL CENTER			1	100%	1
LabCorp L#09258295 M#09258285			1	100%	1
MISSISSIPPI VALLEY REGIONAL BLOOD CENTER			1	100%	1
STONESPRINGS HOSPITAL CENTER			1	100%	1
CASS LAKE PHS INDIAN HOSPITAL		1			1
PACIFICA CARE PLLC			1	100%	1
SAINT AGNES MEDICAL CENTER			1	100%	1
MORSELIFE HOME CARE INC			1	100%	1
Community Care Center of Heritage House, LLC			1	100%	1
ABSOLUTE HEALTHCARE			1	100%	1
HYDE PARK MEDICAL CENTER		1			1
GREYSTONE HOME HEALTH OF GREATER ORLANDO LLC		1			1
MORNINGSIDE NURSING AND REHABILITATION		1			1
SYNERGY DIALYSIS INC			1	100%	1
CONVENIENT MEDICAL AND HEALTH SERVICES			1	100%	1
WELLINGTON PHYSICIANS URGENT CARE AT PALOMINO			1	100%	1
CHILDREN'S NATIONAL MEDICAL CENTER			1	100%	1
CVS TX8990POCT HELOTES		1			1
CHI ST ALEXIUS TRANSITIONAL CARE UNIT		1			1
VALUE DRUG STORES INC		1			1
BROOKDALE AVONDALE (BU 04360)			1	100%	1
ABRAZO WEST CAMPUS			1	100%	1
COLUMBUS REGIONAL HOSPITAL			1	100%	1
			1	100%	1
Rehab Select of Talladega		1			1
TWIN			1	100%	1

# COVID-19: testing by laboratory

Data through May 11, 2021 verified as of May 12, 2021 at 09:25 AM

Data in this report are provisional and subject to change.

The numbers in the table below represent the number of Florida and non-Florida residents for whom test results were received by the Department of Health. A person can be tested by more than one laboratory and can have both positive and negative results. **Therefore, the sum of the numbers in each column will be larger than the total number of people tested.**

Reporting lab	Inconclusive	Negative	Positive	Percent positive	Total
CAREATC - WISCONSIN PIPE-FITTERS			1	100%	1
HOWELL BRANCH COURT			1	100%	1
Waddell Nursing & Rehab Center		1			1
Vibrantlife of El Paso Rehabilitation Center			1	100%	1
WAYCROSS INTRTNAL MEDICINE			1	100%	1
PARTNERS IN PRIMARY CARE		1			1
ANY LAB TEST NOW JACKSONVILLE		1			1
MODERN URGENT CARE			1	100%	1
Good Samaritan Society - Mountian Lake		1			1
SMITH KLINE			1	100%	1
NORTH FLORIDA CHILD DEVELOPMENT, INC			1	100%	1
Kroger 500 - The Little Clinic Speedway		1			1
Shoreline Care Center			1	100%	1
LUMICO LIFE INSURANCE COMPANY		1			1
Kroger 523 - The Little Clinic Dickson			1	100%	1
BAY AREA HOSPITAL LAB & HST		1			1
WALGREENS #10854		1			1
DAVITA DIALYSIS-NORTH			1	100%	1
LEHIGH REGIONAL WOUND CENTER			1	100%	1
URGENT CARE CENTER OF PORT ORANGE LLC			1	100%	1
MOUNT SINAI CORAL GABLES			1	100%	1
SUN DISCOUNT PHARMACY			1	100%	1
HARMONY HEALTHCARE ORLANDO INC		1			1
Keller Landing Center		1			1
Brookdale Southside			1	100%	1
Kroger 909 - The Little Clinic Hamilton			1	100%	1
Elderwood at Lancaster		1			1
Longwood Community Living Center		1			1
QUICKCARE HEALTH, INC			1	100%	1
BROOKDALE FORT MYERS LAKES PARK			1	100%	1
PARK AVENUE DERMATOLOGY NORTH			1	100%	1
DAYTON CHILDRENS HOSPITAL LAB			1	100%	1
BAXTER REGIONAL MEDICAL CENTER			1	100%	1
TRAVIS LEE THOMPSON MD			1	100%	1
PATHOLOGYT & LAB MEDICINE SERVICES			1	100%	1
CVS NV9586POCT RENO		1			1
LAKE MARY DIALYSIS			1	100%	1
KAISER PERMANENTE FACTORIA LAB			1	100%	1
LIFEWORX WELLNESS CENTER LLC		1			1
CHILTON MEDICAL CENTER		1			1
CARE STATION MEDICAL GROUP		1			1
MASSACHUSETTS DEPARTMENT OF PUBLIC HEALTH			1	100%	1
Mission Arch Center		1			1
AAA MEDICAL TESTING			1	100%	1
Kroger 57 - The Little Clinic Jay C Charlestown		1			1
MAYO MEDICAL LABORATORIES			1	100%	1
INTEGRIS SEMINOLE EMERGENCY DEPT			1	100%	1

# COVID-19: testing by laboratory

Data through May 11, 2021 verified as of May 12, 2021 at 09:25 AM

Data in this report are provisional and subject to change.

The numbers in the table below represent the number of Florida and non-Florida residents for whom test results were received by the Department of Health. A person can be tested by more than one laboratory and can have both positive and negative results. **Therefore, the sum of the numbers in each column will be larger than the total number of people tested.**

Reporting lab	Inconclusive	Negative	Positive	Percent positive	Total
HORIZON MEDICAL CENTER			1	100%	1
IMMY LABS			1	100%	1
MONMOUTH MEDICAL CENTER		1			1
PAMC MICRO LAB			1	100%	1
Dupage Care Center			1	100%	1
BAPTIST HEALTH EXPRESS CARE			1	100%	1
ADVANCED BIOMEDICAL INC			1	100%	1
ORLANDO PHYSICIAN NETWORK		1			1
FLORIDA HEALTH CARE MEDICAL GROUP		1			1
PALMETTO PRIMARY CARE PHYSICIANS			1	100%	1
WALKING URGENT CARE INC			1	100%	1
ARISTACARE AT MANCHESTER		1			1
WINCHESTER URGENT CARE, PC		1			1
POMPANO BEACH ARTIFICIAL KIDNEY CENTER			1	100%	1
RAYMOND F CARON MD			1	100%	1
PATHOLOGY ASSOCIATES			1	100%	1
Kroger 086 - The Little Clinic Broomfield-Sheridan		1			1
SANITAS RESEARCH LLC			1	100%	1
TREASURE COAST COMMUNITY HEALTH INC			1	100%	1
Bethel Lutheran Nursing & Rehabilitation Center		1			1
Linley Park Rehabilitation & Healthcare Center		1			1
COLUMBIA CREST CARE & RAHAB		1			1
Memorial Health Care Center			1	100%	1
WALGREENS #12322		1			1
NEXTCARE NOGALES			1	100%	1
CLEVELAND CLINIC AKRON GENERAL			1	100%	1
Kroger 397 - The Little Clinic Frankfort East		1			1
WELLSTREET BUCKHEAD NORTH		1			1
ABBOTT LABORATORIES - OCCUPATIONAL HEALTH SERVICES			1	100%	1
KINGMAN REGIONAL MEDICAL CENTER			1	100%	1
Vi at Aventura		1			1
FLORIDA CLINICAL LABORATORY INC DBA			1	100%	1
Kroger 825 - The Little Clinic Dorothy Lane		1			1
HOLLAND COMMUNITY HOSPITAL		1			1
CARENOW MIDTOWN			1	100%	1
IMA MEDICAL CENTER OF SOUTH WEST ORLANDO			1	100%	1
Kroger 447 - The Little Clinic Lebanon		1			1
UNITYPOINT HEALTH TRINITY			1	100%	1
MT CARMEL NURSING HOME		1			1
NORTH FLORIDA REGIONAL MEDICAL CENTER EMERGENCY			1	100%	1
THE TOLEDO HOSPITAL			1	100%	1
WALGREENS #04786		1			1
WEST BOYNTON DIALYSIS			1	100%	1
Medford Multicare		1			1
SKYRIDGE CLINICAL ASSOCIATES		1			1
SPECTRUM LABORATORY			1	100%	1
FLORIDA MEDICAL CLINIC PA GI			1	100%	1

# COVID-19: testing by laboratory

Data through May 11, 2021 verified as of May 12, 2021 at 09:25 AM

Data in this report are provisional and subject to change.

The numbers in the table below represent the number of Florida and non-Florida residents for whom test results were received by the Department of Health. A person can be tested by more than one laboratory and can have both positive and negative results. **Therefore, the sum of the numbers in each column will be larger than the total number of people tested.**

Reporting lab	Inconclusive	Negative	Positive	Percent positive	Total
Kroger - KR062000426			1	100%	1
PRIMARY CARE GROUP LLC		1			1
St. Anne Home		1			1
CAPITAL DIAGNOSTICS			1	100%	1
FRONT PORCH PEDIATRICS PLLC			1	100%	1
Metairie Healthcare Center			1	100%	1
BASCOM PALMER-MICRO LAB			1	100%	1
Chateau Living Center			1	100%	1
MEMORIAL HEALTH UNIVERSITY MEDICAL		1			1
KENNEDY BOULEVARD DIALYSIS			1	100%	1
Casa Real Center		1			1
BRANDON OUTREACH CLINIC			1	100%	1
HARBOR HOSPITAL			1	100%	1
CLEVELAND CLINIC OHIO LABORATORIES			1	100%	1
Livingston County Center for Nursing and Rehabilitation		1			1
CAREFIRST URGENT CARE - BEECHMONT			1	100%	1
VA ST LOUIS HEALTH CARE SYSTEM			1	100%	1
Lemont Nursing and Rehab Center			1	100%	1
ST JUDE CARE CENTER		1			1
CARENOW-MONTGOMERY			1	100%	1
Aspire Physical Recovery Center at Cahaba River		1			1
ROSE HAVEN NURSING CENTER		1			1
KODIAK AREA NATIVE ASSOCIATION-KANA			1	100%	1
Garden View Care Center at Dougherty Ferry		1			1
SUNCOAST RESEARCH GROUP LLC			1	100%	1
SUMMIT HEALTHCARE REGIONAL MEDICAL		1			1
DILELLA			1	100%	1
CLERMONT HEALTH DEPARTMENT			1	100%	1
OHIO VALLEY MANOR NURSING &		1			1
OMNI HEALTHCARE URGENT CARE			1	100%	1
JOHNSON & JOHNSON VISION CARE-VISTAKON			1	100%	1
WINDSOR MANOR			1	100%	1
SIPERSTEIN DERMATOLOGY LLC			1	100%	1
DR PHILLIPS CENTER FOR WELLNESS		1			1
NONA MEDICAL ARTS		1			1
NORTHWEST TEXAS HEALTHCARE SYSTEM,INC			1	100%	1
LOUNDY		1			1
Kroger 367 - The Little Clinic Walton		1			1
Walgreens #19461		1			1
ADVANCED DIALYSIS CENTER OF FORT LAUDERDALE			1	100%	1
Hillandale Health Care		1			1
CVS MA6466POCT SWANSEA		1			1
AUGUSTA HEALTH SD			1	100%	1
Creekside Center for Rehabilitation and Healing		1			1
BRIDGEWATER PARK ASSISTED LIVING LLC			1	100%	1
BLESSINGS MEDICAL CLINIC, THE			1	100%	1
LINCOLN COUNTY MEDICAL CENTER		1			1

# COVID-19: testing by laboratory

Data through May 11, 2021 verified as of May 12, 2021 at 09:25 AM

Data in this report are provisional and subject to change.

The numbers in the table below represent the number of Florida and non-Florida residents for whom test results were received by the Department of Health. A person can be tested by more than one laboratory and can have both positive and negative results. **Therefore, the sum of the numbers in each column will be larger than the total number of people tested.**

Reporting lab	Inconclusive	Negative	Positive	Percent positive	Total
MOUNTAINVIEW URGENT CARE VALLEY		1			1
NAVAL BRANCH HEALTH CLINIC			1	100%	1
AVANTARA REDFIELD		1			1
MEDICAL ASSOCIATES OF PINELLAS - LAB			1	100%	1
Arlington Health and Rehabilitation		1			1
CLINICAL TRIALS OF TAMPA LLC		1			1
ADVENT HEALTH MEDICAL GROUP AT PINELLAS PARK			1	100%	1
Towne Manor West		1			1
THE CHILDREN'S HOSPITAL OF PHILADELPHIA		1			1
ROAN MOUNTAIN MEDICAL CENTER			1	100%	1
SUSAN F. WILLIAMS M.D., P.A.			1	100%	1
Kroger - KRO70600172		1			1
CRYSTAL RIVER FIRE DEPARTMENT			1	100%	1
CROZER-CHESTER MEDICAL CENTER			1	100%	1
CVS MI22230CV WAYNE COUNTY COMMUNITY COLLEGE			1	100%	1
CONCENTRA - TAMPA EAST		1			1
AMALIA'S COMMUNITY CLINIC, CORP			1	100%	1
LANCASHIRE HALL NURSING AND REHABILITATION CENTER		1			1
SUNCOAST FAMILY MEDICAL ASSOCIATES			1	100%	1
MGH DEPARTMENT OF PATHOLOGY			1	100%	1
PM PEDIATRICS OF BAYSIDE, PLLC		1			1
DAUGHTERS OF SARAH NURSING CENTER		1			1
BARRINGTON TERRACE NAPLES			1	100%	1
Life Care Center of Auburn		1			1
WATERVIEW HILLS REHABILITATION AND NUR		1			1
WEST FLORIDA MEDICAL ASSOCIATES PA			1	100%	1
PATEL MINESH		1			1
YOUR GOOD HEALTH MEDICAL GROUP PA			1	100%	1
DEPARTMENT OF HEALTH SERVICES			1	100%	1
TAYLOR COUNTY HEALTH DEPARTMENT			1	100%	1
MOUNT SINAI MEDICAL CENTER OF FLORIDA INC			1	100%	1
CVS IL7142POCT LOCKPORT		1			1
THE EMORY CLINIC			1	100%	1
Walgreens #12153		1			1
ENCOMPASS HEALTH REHAB HOSP TOMS RIVER		1			1
Walgreens #19992		1			1
COURTLAND TERRACE		1			1
BAPTIST HEALTH ASI			1	100%	1
Kroger 433 - The Little Clinic Atoka		1			1
FIU HEALTH CARE CENTER			1	100%	1
SKY RIDGE MEDICAL CENTER - MICRO			1	100%	1
Cibolo Creek Rehabilitation Health Living Center		1			1
WALKIN MEDICAL URGENT CARE,NEW CITY			1	100%	1
RYE BEACH PHARMACY INC		1			1
FORT HUDSON NURSING CENTER		1			1
Newton Wellesley Center for Alzheimer's Care		1			1
ADVANCE MD CARE			1	100%	1



# COVID-19: testing by laboratory

Data through May 11, 2021 verified as of May 12, 2021 at 09:25 AM

Data in this report are provisional and subject to change.

The numbers in the table below represent the number of Florida and non-Florida residents for whom test results were received by the Department of Health. A person can be tested by more than one laboratory and can have both positive and negative results. **Therefore, the sum of the numbers in each column will be larger than the total number of people tested.**

Reporting lab	Inconclusive	Negative	Positive	Percent positive	Total
SHAMRA MEDICAL LABORATORY			1	100%	1
FLORIDA DEPARTMENT OF HEALTH PALM BEACH COUNTY			1	100%	1
Niles Nursing and Rehab. Center		1			1
Hillside Manor Rehabilitation and Extended Care Center		1			1
WESLEY LONG HOSPITAL			1	100%	1
AURORA CONSOLIDATED LABORATORY			1	100%	1
The Center at Centennial			1	100%	1
XPRESHECK IAD (DULLES)			1	100%	1
BOCA MEDICAL CARE			1	100%	1
ALLEGANY COUNTY DEPARTMENT OF HEALTH		1			1
HOUSTON MEDICAL CENTER LABORATORY			1	100%	1
STATE OF ALASKA			1	100%	1
WELLMED AT BAY AREA		1			1
A.G. Rhodes		1			1
PINEVILLE PHARMACY			1	100%	1
NEW YORK PRESBYTERIAN HOSPITAL			1	100%	1
RAAZI CLINICAL LABORATORY LLC			1	100%	1
VIRGINIA CVS PHARMACY, LLC DBA CVS/PHARMACY #1884		1			1
MEDPOST URGENT CARE - CIBOLO			1	100%	1
Kroger 705 - The Little Clinic Richmond		1			1
PRINCIPLE DIAGNOSTICS LLC			1	100%	1
JAMES A HENRY MD LLC			1	100%	1
NORTHSIDE FAMILY MEDICINE		1			1
MANHATTAN COLLEGE HEALTH SERVICES		1			1
TRAVERSE CITY OPCO, LLC		1			1
CVS KS8601POCT OVERLAND PARK			1	100%	1
WVU MEDICINE - WESTON			1	100%	1
Kroger 395 - The Little Clinic Blanchester		1			1
CHI ST VINCENT LITTLE ROCK DIAGNOSTIC CLINIC			1	100%	1
HEALTH FIRST MEDICAL GROUP LLC			1	100%	1
HIDALGO FAMILY CLINIC			1	100%	1
AFFILIATED LABORATORIES INC			1	100%	1
ARLINGTON ADULT RESIDENTIAL FACILITY, INC			1	100%	1
MINNESOTA HERITAGE HOUSE		1			1
SOUTH TEXAS HEALTH SYSTEM ER - WARE ROAD			1	100%	1
TEMPLE TERRACE DIALYSIS			1	100%	1
UHS BINGHAMTON GENERAL			1	100%	1
WESTMORELAND REGIONAL HOSPITAL			1	100%	1
BRADENTON CONVENTION CENTER			1	100%	1
PALOMAR MEDICAL CENTER			1	100%	1
HARBOR OAKS GOLDEN YEARS			1	100%	1
SEABROOK EMS			1	100%	1
ADVENTHEALTH MEDICAL GROUP FAMILY			1	100%	1
CHAMBREL AT PINECASTLE			1	100%	1
PEDIATRICS AND FAMILY CARE, LLC			1	100%	1
SACRED HEART HEALTH SYSTEM- MIDWIFE PROGRAM			1	100%	1
RIDGE OPTUM FLORIDA			1	100%	1

# COVID-19: testing by laboratory

Data through May 11, 2021 verified as of May 12, 2021 at 09:25 AM

Data in this report are provisional and subject to change.

The numbers in the table below represent the number of Florida and non-Florida residents for whom test results were received by the Department of Health. A person can be tested by more than one laboratory and can have both positive and negative results. **Therefore, the sum of the numbers in each column will be larger than the total number of people tested.**

Reporting lab	Inconclusive	Negative	Positive	Percent positive	Total
Kroger 805 - The Little Clinic Lewis Center		1			1
MEMORIAL URGENT CARE CENTER -			1	100%	1
Wildwood Healthcare		1			1
CARESPOT - OVIEDO			1	100%	1
GEORGETOWN URGENT CARE			1	100%	1
ADAPTIVE BIOTECHNOLOGIES			1	100%	1
ADVOCATE GOOD SAMARITAN			1	100%	1
UPMC NORTHWEST HOSPITAL			1	100%	1
DUKE UNIVERSITY MEDICAL CENTER			1	100%	1
NEXTCARE NIFONG			1	100%	1
SIGNATURE HEALTHCARE OF BUCKHEAD		1			1
STOPWATCH URGENT CARE			1	100%	1
KISSIMMEE HOME TRAINING		1			1
DAVENPORT DIALYSIS CENTER		1			1
SOUTHWEST FLORIDA DIVISION LAB			1	100%	1
SOUTHWEST VIRGINIA COMMUNITY HEALTH SYSTEMS			1	100%	1
VA Central Western Massachusetts HCS		1			1
Ranger Care Center			1	100%	1
HEALTH PARTNERS LLC		1			1
HONU	1				1
URGENT CARE OF FORT LAUDERDALE INC			1	100%	1
SOMA MEDICAL CENTER PA #2 OAKLAND			1	100%	1
LIFESPAN HEALTH - SELMER		1			1
REHABILITATION CENTER OF ALBUQUERQUE		1			1
IVY CREEK HEALTHCARE & WELLNESS CENTRE			1	100%	1
RIVERVIEW HOSPITAL	1				1
ELAN MANATEE			1	100%	1
ACCESS MEDICAL GROUP OF TAMPA INC			1	100%	1
BAPTIST HOSPITAL FAMILY MEDICINE &			1	100%	1
ACCESS HEALTH CARE PHYSICIANS, LLC		1			1
MONROE COUNTY PUBLIC HEALTH DEPARTMENT			1	100%	1
MERCY GENERAL HOSPITAL			1	100%	1
UNIVERSITY OF MIAMI PRIMARY CARE SITE UMHC 3039			1	100%	1
VERIFY LABS			1	100%	1
CVS KS8573POCT OVERLAND PARK		1			1
FLORIDA CLINICAL RESEARCH CENTER, LLC			1	100%	1
REDMOND URGENT CARE			1	100%	1
Village Crest Center for Health & Rehabilitation		1			1
STEPHENS COUNTY HOSPITAL			1	100%	1
GENVIEW DIAGNOSIS INC			1	100%	1
MAIN STREET PHARMACY OF MARCELLUS, INC		1			1
SALEM HOSPITAL REGIONAL LABORATORY		1			1
BIOMAT ORLANDO		1			1
SAINT PETE MRI			1	100%	1
ABE'S GARDEN/PARK MANOR APARTMENTS		1			1
FAMILY MEDICINE AT CELEBRATION		1			1
PALM AVENUE BAPTIST TOWER INC		1			1

# COVID-19: testing by laboratory

Data through May 11, 2021 verified as of May 12, 2021 at 09:25 AM

Data in this report are provisional and subject to change.

The numbers in the table below represent the number of Florida and non-Florida residents for whom test results were received by the Department of Health. A person can be tested by more than one laboratory and can have both positive and negative results. **Therefore, the sum of the numbers in each column will be larger than the total number of people tested.**

Reporting lab	Inconclusive	Negative	Positive	Percent positive	Total
DR DAN C TRIGG MEMORIAL HOSPITAL		1			1
CAPSTONE REHABILITATION AND HEALTHCARE		1			1
ARTIS SENIOR LIVING OF DAVIE, LLC		1			1
SPRINGBROOK HOSPITAL			1	100%	1
MEMORIAL PHYSICIANS LABORATORY			1	100%	1
HEBER VALLEY MEDICAL CENTER			1	100%	1
AHUJA MEDICAL CENTER			1	100%	1
FORT LOUDOUN PRIMARY CARE		1			1
VIP FAMILY PRACTICE			1	100%	1
Quince Nursing and Rehabilitation Center		1			1
EXAC CARE CROSSVILLE		1			1
CARESOUTH HHA HOLDINGS OF VIRGINIA, LLC			1	100%	1
NEW MILFORD HOSPITAL			1	100%	1
CONCENTRA - OCALA		1			1
COSTAMED GRUPO MEDICO			1	100%	1
COASTAL ER IX, PHYSICIANS PREMIER			1	100%	1
EXCEL URGENT CARE OF NJ			1	100%	1
COLOMBO'S PHARMACY		1			1
BLACK SHEEP MEDICAL			1	100%	1
CLERMONT PEDIATRICS, PA			1	100%	1
BAYLOR SCOTT & WHITE MEDICAL SURGICAL CLINIC			1	100%	1
Mason Health and Rehab		1			1
Seacrest Village		1			1
THE LITTLE CLINIC, LLC			1	100%	1
SJMC PHYSICIAN SERVICES			1	100%	1
Saint Joseph Living Center		1			1
RICHMOND MEDICAL CENTER FOR WOMEN		1			1
TAMPA HEALTH CARE PROVIDERS PA		1			1
Oklahoma Methodist Manor			1	100%	1
JOHN D. ARCHBOLD MEMORIAL HOSPITAL			1	100%	1
Kroger 670 - The Little Clinic Powell		1			1
HERNANDO COUNTY HEALTH DEPT			1	100%	1
BOCA GENERAL AND FAMILY MEDICINE		1			1
WALGREENS #4086		1			1
Kroger 359 - The Little Clinic Bellevue		1			1
MEADOWS PARK HEALTH AND REHABILITATION		1			1
NEMOURS CHILDREN HOSPITAL			1	100%	1
CORRY MEMORIAL HOSPITAL			1	100%	1
CVS MA7140POCT WESTPORT		1			1
BOLLES SCHOOL, THE			1	100%	1
STEELFUSION CLINICAL TOXICOLOGY LABS			1	100%	1
INTERNAL MEDICINE OF SOUTHWEST FLORIDA			1	100%	1
HOME AIDE SVC OF EASTERN NY INC D/B/A		1			1
SC-GA2018 SIMPSONVILLE REHABILITATION		1			1
BAPTIST MEDICAL PLAZA AT WESTCHESTER			1	100%	1
DELTA INTERNAL MEDICINE CENTER			1	100%	1
Villages of St.Peters		1			1

# COVID-19: testing by laboratory

Data through May 11, 2021 verified as of May 12, 2021 at 09:25 AM

Data in this report are provisional and subject to change.

The numbers in the table below represent the number of Florida and non-Florida residents for whom test results were received by the Department of Health. A person can be tested by more than one laboratory and can have both positive and negative results. **Therefore, the sum of the numbers in each column will be larger than the total number of people tested.**

Reporting lab	Inconclusive	Negative	Positive	Percent positive	Total
TENNOVA ER - SANGO			1	100%	1
PALM COAST DRAW STATION/AMERICAN HEALTH ASSOCIATES		1			1
CLAYTON NURSING AND REHABILITATION		1			1
GOOD SHEPHERD HOSPICE INC			1	100%	1
AFC URGENT CARE SWAMPSCOTT			1	100%	1
PEDIATRIC PARTNERS OF ZEPHYRHILLS PA			1	100%	1
FAIRVIEW SOUTHDALE			1	100%	1
LABONE		1			1
Hillside Rehab and Care Center			1	100%	1
C V S / PHARMACY #4396		1			1
SALTZER URGENT CARE			1	100%	1
BRIDGES AT LIFE CARE CENTER OF OCALA, THE			1	100%	1
ELEMENTS PHARMACY			1	100%	1
PROVIDENCE ST. PATRICK HOSPITAL			1	100%	1
BOND COUNTY HEALTH DEPARTMENT			1	100%	1
Grangeville Health and Rehab		1			1
CVS M08564POCT INDEPENDENCE		1			1
VA North May Outpatient Clinic		1			1
SUMMERLIN MEDICAL CENTRE			1	100%	1
WALGREENS #01398			1	100%	1
ORANGE PEDIATRICS PA			1	100%	1
MARION GENERAL HOSPITAL			1	100%	1
EXPRESS WALK IN MEDICAL CENTER			1	100%	1
MCKENZIE COUNTY HEALTHCARE SYSTEMS LABORATORY			1	100%	1
KINGWOOD EMERGENCY CENTER			1	100%	1
BETTER U BETTER LIFE WELLNESS LLC			1	100%	1
ST GERARD'S COMMUNITY OF CARE		1			1
LIFECARE MEDICAL CENTER			1	100%	1
SYCAMORE MEDICAL CENTER-KETTERING HEALTH NETWORK			1	100%	1
Robinson Terrace Rehabilitation and Nursing Center		1			1
CARESPOT EXPRESS HEALTHCARE BOYNTON BEACH			1	100%	1
UNIVERSITY OF IOWA HOSPITALS & CLINICS			1	100%	1
DERMDX, DIV OF AURORA DIAGNOSTICS/BERNHARDT LAB		1			1
ALBANNA PEDIATRICS CENTER			1	100%	1
MAYO CLINICAL LABORATORIES		1			1
Strasburg Care Center		1			1
FRIO REGIONAL PRIMARY CARE AND URGENT CARE CLINIC			1	100%	1
PCG MOLECULAR			1	100%	1
Spring Gate Rehab and Healthcare Center		1			1
THE MEDICAL CENTER AT BOWLING GREEN			1	100%	1
FLORIDA ADVANCED MEDICAL AND DERM AESTHETICS LLC			1	100%	1
Kroger 97 - The Little Clinic Hutchinson		1			1
DIMMIT REGIONAL HOSPITAL			1	100%	1
ASCARATE DIALYSIS			1	100%	1
UNITED MEMORIAL		1			1
CAN COMMUNITY HEALTH LLC		1			1
SOLDIERS' HOME OF HOLYOKE		1			1

# COVID-19: testing by laboratory

Data through May 11, 2021 verified as of May 12, 2021 at 09:25 AM

Data in this report are provisional and subject to change.

The numbers in the table below represent the number of Florida and non-Florida residents for whom test results were received by the Department of Health. A person can be tested by more than one laboratory and can have both positive and negative results. **Therefore, the sum of the numbers in each column will be larger than the total number of people tested.**

Reporting lab	Inconclusive	Negative	Positive	Percent positive	Total
Monument Health Strugis Care Center		1			1
HEALTH DIV OAK RIDGE NATL LABORATORY		1			1
COMMUNITY URGENT CARE PC			1	100%	1
CHILDREN'S AT SATELLITE BOULEVARD URGE		1			1
WMC HEALTH GROUP INC			1	100%	1
Redwood Springs Healthcare			1	100%	1
NHC Chattanooga			1	100%	1
USCG BASE MIAMI BEACH MEDICAL LAB		1			1
BAYFRONT HEAL WOUND CARE AND HYPERBARIC CENTER			1	100%	1
PALM BREEZE DIALYSIS			1	100%	1
Kroger 410 - The Little Clinic Trinity		1			1
Ash Flat Healthcare and Rehabilitation Center			1	100%	1
WELLSTAR KENNESAW MEDICAL CENTER		1			1
TOMAH HEALTH			1	100%	1
PEACHEALTH LABORATORIES		1			1
BMC/NASSAU			1	100%	1
PHYSICIANS ASSOCIATES			1	100%	1
ADVANCED URGENT CARE PLLC		1			1
DOCTORS HEARING			1	100%	1
SEPULVEDA OUTPATIENT AND NURSING HOME CARE			1	100%	1
FELD ENTERTAINMENT			1	100%	1
BEAUMONT HOSPITAL, GROSSE POINTE			1	100%	1
Valley View Health and Rehabilitation, LLC		1			1
TOMAH VAMC			1	100%	1
SUNSHINE PEDIATRICS OF LUTz			1	100%	1
LYSTER MAIN LAB, FT RUCKER		1			1
RED BUG LAKE ROAD OVIEDO COVID			1	100%	1
ATRIA TAMARAC			1	100%	1
St. Mary's Care Center		1			1
ST MARY'S OF SAGINAW		1			1
BEAUMONT REFERENCE LABORATORY			1	100%	1
BRETON REHABILITATION & LIVING CENTRE		1			1
Erie VAMC		1			1
PREMISEHEALTH		1			1
EUROFINS VIRACOR			1	100%	1
TRAFALGAR DIALYSIS			1	100%	1
COVENANT HOSPITAL HOBBS D/B/A COVENANT		1			1
NORTH FLORIDA FAMILY MEDICINE			1	100%	1
JUPITER MEDICAL CENTER INC			1	100%	1
METROWEST MEDICAL CENTER - FRAMINGHAM			1	100%	1
Greencroft Goshen		1			1
MEDICAL COLLEGE OF GEORGIA MEDICAL CENTER			1	100%	1
BELLMORE PEDIATRICS		1			1
BETHESDA DIALYSIS			1	100%	1
MOBILE MEDICAL CLINIC			1	100%	1
RIVIERA BEACH HEALTH CENTER LAB			1	100%	1
CVS OH6153POCT COLUMBUS		1			1

# COVID-19: testing by laboratory

Data through May 11, 2021 verified as of May 12, 2021 at 09:25 AM

Data in this report are provisional and subject to change.

The numbers in the table below represent the number of Florida and non-Florida residents for whom test results were received by the Department of Health. A person can be tested by more than one laboratory and can have both positive and negative results. **Therefore, the sum of the numbers in each column will be larger than the total number of people tested.**

Reporting lab	Inconclusive	Negative	Positive	Percent positive	Total
MIAMI NORTH DIALYSIS			1	100%	1
RIVERSIDE COUNTY PUBLIC HEALTH LABORATORY			1	100%	1
CARESPOT - LEE VISTA			1	100%	1
ARNOLD PALMER HOSPITAL LAB POCT		1			1
NULL			1	100%	1
PIONEER CLINICAL RESEARCH LLC			1	100%	1
PACE UNIVERSITY HEALTH CARE		1			1
WINNIFRED ASSISTED LIVING FACILITY INC		1			1
CROSS CREEK HEALTH CARE		1			1
GENERATIONS CENTER OF SPENCER		1			1
MEDEXPRESS URGENT CARE - HAMILTON SQUA		1			1
MEDONE URGENT CARE			1	100%	1
Dulles Health and Rehab Center		1			1
FASTMED - LAKEWAY			1	100%	1
Manor Care Health Services- Wilmington			1	100%	1
Arbors at Gallipolis		1			1
BOND & STEELE CLINIC PA D/B/A		1			1
5 STAR HOME HEALTH SERVICES INC		1			1
LRGHEALTHCARE		1			1
CARLTON SHORES HEALTH AND REHABILITATION CENTER			1	100%	1
BEVERLY ADVANCED PRACTICE NURSING		1			1
CHEROKEE PARK REHABILITATION		1			1
NORWALK HOSPITAL			1	100%	1
MY URGENT CARE CLINIC			1	100%	1
MERCY - NORTH IOWA			1	100%	1
PM PEDIATRICS OF BAYSIDE PLLC - STATEN		1			1
RAPID CITY REGIONAL HOSPITAL -579 ATTN. LABORATORY		1			1
Kroger 698 - The Little Clinic 14th Street/Bell		1			1
SHANDSCAIR FLIGHT PROGRAM			1	100%	1
Alexandria Place		1			1
FAMILY PHYSICIANS OF WINTER PARK, INC			1	100%	1
ADVENTHEALTH WOUND CARE CENTER			1	100%	1
Court House Center		1			1
THE BRENNITY AT TRADITION			1	100%	1
CARE CONNECTIONS AT HOME LLC			1	100%	1
CLUB HEALTH AND REHABILITATION CENTER, THE		1			1
QC LABORATORY			1	100%	1
MED-LAKE LABORATORY			1	100%	1
LIFE SAVERS EMERGENCY ROOM II, LLC		1			1
HEALTH CONSERVATION, INC		1			1
ALDEN PHARMACY		1			1
NYU LANGONE AMBULATORY CARE LAKE SUCCE		1			1
COUNTY OF HAMILTON			1	100%	1
WEST PALM BEACH PHARMACEUTICALS LLC			1	100%	1
MEDICAL CITY NORTH HILLS			1	100%	1
SPINE & PAIN CONSULTANT PLLC		1			1
SOUTHWOOD NURSING & RETIREMENT CENTER		1			1

# COVID-19: testing by laboratory

Data through May 11, 2021 verified as of May 12, 2021 at 09:25 AM

Data in this report are provisional and subject to change.

The numbers in the table below represent the number of Florida and non-Florida residents for whom test results were received by the Department of Health. A person can be tested by more than one laboratory and can have both positive and negative results. **Therefore, the sum of the numbers in each column will be larger than the total number of people tested.**

Reporting lab	Inconclusive	Negative	Positive	Percent positive	Total
BORINQUEN HEALTH CENTER			1	100%	1
THEDACARE FAMILY MEDICINE GATEWAY			1	100%	1
ACCESS FAMILY CARE LLC			1	100%	1
LAS PALOMAS SENIOR LIVING		1			1
Sanctuary Pointe Nursing & Rehab		1			1
FAMILY MEDICAL CLINIC KENDALL LLC			1	100%	1
AMERICAN LAB LLC		1			1
SOLARIS HEALTHCARE PLANT CITY		1			1
Mountain View Manor			1	100%	1
THE GROVE HEALTH AND REHAB			1	100%	1
LiveWell		1			1
Kroger 006 - The Little Clinic Uintah Gardens		1			1
PRISMA HEALTH TUOMEY LABORATORY			1	100%	1
BEAUMONT URGENT CARE		1			1
OAKWOOD HOSPITAL - SOUTHSORE			1	100%	1
Greenfield Health & Rehab Center		1			1
Kroger 970 - The Little Clinic Westfield			1	100%	1
SOUTHWOOD HEALTHCARE CENTER		1			1
Kroger 481 - The Little Clinic Houston Levee		1			1
OCEANVIEW NURSING AND REHABILITATION CENTER			1	100%	1
WESLEY MEDICAL CENTER			1	100%	1
PARRISH MEDICAL GROUP			1	100%	1
CAMBRIDGE HEALTH ALLIANCE			1	100%	1
BAYSTATE REFERENCE LABORATORY			1	100%	1
The Evangelical Lutheran Good Samaritan Society Prescott Village		1			1
EMERSON HOSPITAL LABORATORY			1	100%	1
EMERGENCY CARE SERVICES LAB AT JFK MEDICAL CENTER			1	100%	1
PEACE HEALTH FAMILY MEDICINE AT 87TH AVE		1			1
WYOMING COUNTY DEPARTMENT OF HEALTH		1			1
HCR-ManorCare			1	100%	1
Heritage Health of Peru			1	100%	1
SUNRISE HOSPITAL & MEDICAL CENTER-POC TESTING LAB			1	100%	1
PARK LANE NURSING HOME		1			1
Lantern Park Specialty Care		1			1
ST JOHNS PEDIATRICS PA		1			1
DEL PRADO MEDICAL CENTER, INC		1			1
CAREWELL URGENT CARE FITCHBURG			1	100%	1
ACUPATH LABORATORIES INC			1	100%	1
PULMONARY, CRITICAL CARE AND SLEEP DISORDERS INSTITUTE OF SOUTH FLORID			1	100%	1
MEDICAL SPECIALISTS OF THE PALM BEACHES INC			1	100%	1
SALUDA NURSING CENTER		1			1
Manor Care Health Care Services - Williamsport North		1			1
Kroger 767 - The Little Clinic Beaumont		1			1
AUTUMN CARE OF STATESVILLE, LLC		1			1
ST MARY MEDICAL CENTER			1	100%	1
MINUTE CLINIC DIAGNOSTIC PA			1	100%	1
REFERENCE LABORATORY			1	100%	1

# COVID-19: testing by laboratory

Data through May 11, 2021 verified as of May 12, 2021 at 09:25 AM

Data in this report are provisional and subject to change.

The numbers in the table below represent the number of Florida and non-Florida residents for whom test results were received by the Department of Health. A person can be tested by more than one laboratory and can have both positive and negative results. **Therefore, the sum of the numbers in each column will be larger than the total number of people tested.**

Reporting lab	Inconclusive	Negative	Positive	Percent positive	Total
Encompass Health Littleton		1			1
LIMA MEMORIAL HOSPITAL			1	100%	1
GUIDEWELL SANITAS			1	100%	1
CHC SOUTHWEST FLORIDA LAB-LIVE			1	100%	1
ALLIANCE MD DIRECT PRIMARY CARE			1	100%	1
LAKEVIEW REGIONAL HOSPITAL			1	100%	1
HALIFAX HEALTH PRIMARY CARE			1	100%	1
FAYETTE MEDICAL CENTER LAB		1			1
MD TOX LABORATORY			1	100%	1
TITUSVILLE REHABILITATION AND NURSING CENTER		1			1
SUNCOAST BEHAVIORAL HEALTH CENTER			1	100%	1
SANFORD HOME		1			1
Walgreens #12695			1	100%	1
MEDCOR AT ROYAL CARIBBEAN			1	100%	1
MEDICAL ASSOCIATES OF THE SHOALS		1			1
SHARP GROSSMONT HOSPITAL LABORATORY			1	100%	1
CARESTAT HOSPICE SERVICES			1	100%	1
SMITH			1	100%	1
TARRANT MEDICAL ASSOCIATES			1	100%	1
HEALTH AND HOPE CLINIC INC			1	100%	1
MEDSTAT WARSAW			1	100%	1
Ozark Health and Rehabilitation, LLC		1			1
STORMONT VAIL HOSPITAL			1	100%	1
CARE ATC INC			1	100%	1
DOCTORS CHOICE HOME CARE INC			1	100%	1
MISSION HOSPITAL			1	100%	1
MEDICAL CENTER			1	100%	1
FAMILY FIRST WELLNESS		1			1
PEDIATRIC ASSOCIATES - DORAL			1	100%	1
MERITER LABORATORIES			1	100%	1
NHC Sequatchie		1			1
WALGREENS #15291		1			1
Lexington Medical Center Extended Care		1			1
CLEMENT MANOR HEALTH CENTER		1			1
Sarah A. Todd Memorial Home		1			1
PRIMARY AND URGENT CARE			1	100%	1
Broomall Manor		1			1
BSA PHYSICIANS GROUP, INC D/B/A BSA FAMILY MEDICAL			1	100%	1
CSL PLASMA LAB			1	100%	1
PREMIER HEALTH CARE INC			1	100%	1
MCG HOSPITALS AND CLINICS			1	100%	1
TUNIS STREET GROUP HOME		1			1
WOOD COUNTY HEALTH DEPARTMENT			1	100%	1
INFECTION CONTROL DEPT			1	100%	1
PLANTATION DIALYSIS			1	100%	1
UNIVERSAL DIAGNOSTICS LABORATORIES			1	100%	1
Oakland Nursing and Rehabilitation Center		1			1



# COVID-19: testing by laboratory

Data through May 11, 2021 verified as of May 12, 2021 at 09:25 AM

Data in this report are provisional and subject to change.

The numbers in the table below represent the number of Florida and non-Florida residents for whom test results were received by the Department of Health. A person can be tested by more than one laboratory and can have both positive and negative results. **Therefore, the sum of the numbers in each column will be larger than the total number of people tested.**

Reporting lab	Inconclusive	Negative	Positive	Percent positive	Total
UNIVERSITY OF SOUTH FLORIDA			1	100%	1
HEALTHCARE FOR THE HOMELESS			1	100%	1
BAYMEADOWS PEDIATRIC CARE		1			1
MT SINA1 HOSPICE			1	100%	1
SUSAN F WILLIAMS MD PA			1	100%	1
ELMCROFT OF TIMBERLIN PARC			1	100%	1
GRAND VIEW HOSPITAL			1	100%	1
PRIMARY CARE & PEDIATRICS - SHEPHERSTOWN		1			1
SHADY GROVE ADVENTIST HOSPITAL			1	100%	1
Valley Center (WV)			1	100%	1
REDSTONE REHABILITATION & NURSING CENT		1			1
BOCA CIEGA CENTER			1	100%	1
GARDEN VIEW CARE CENTER		1			1
PHYSICIANS URGENT CARE PLLC		1			1
Eddy Memorial Geriatric Center		1			1
Glen Oaks Health and REhabilitation		1			1
MCH PHYSICIANS GROUP			1	100%	1
Kingston Care Center of Fort Wayne		1			1
Trucare Living Centers - Columbus		1			1
VA COMMUNITY BASED CLINIC - LAKE CITY			1	100%	1
Lopatcong Center		1			1
PUBLIX PHARMACY #1488		1			1
CVS MA1121POCT WESTFORD		1			1
MALUHIA		1			1
SOUTHEAST MISSOURI HOSPITAL		1			1
GUILFORD IMMEDIATE CARE, SYAH, LLC		1			1
URGENT CARE NORTHWEST		1			1
WALGREENS MARATHON			1	100%	1
Luling Living Center		1			1
PATIENT FIRST - WOODBURY		1			1
CYPRESS VILLAGE REHAB CENTER		1			1
GIBSON AREA PRIMARY CARE			1	100%	1
Diversicare of Smyrna		1			1
FRESENIUS KIDNEY CARE OF CLERMONT WEST			1	100%	1
CHILDREN'S CLINIC			1	100%	1
PATHLAB SERVICES			1	100%	1
GENESIS MEDICAL CENTER OF CORAL SPRINGS INC			1	100%	1
PATIENT FIRST - CHERRY HILL		1			1
CHRISTIANA HOSPITAL		1			1
TRIHEALTH			1	100%	1
FRESENIUS KIDNEY CARE - BOCA RATON			1	100%	1
GIFFORD MEMORIAL HOSPITAL		1			1
HILLVIEW TERRACE			1	100%	1
STITCHES ACUTE CARE CENTER OF CHEYENNE			1	100%	1
Walgreens #11724		1			1
ADVANCED CARDIOVASCULAR DIAGNOSTICS PL		1			1
PEDIATRIC PARTNERS			1	100%	1

# COVID-19: testing by laboratory

Data through May 11, 2021 verified as of May 12, 2021 at 09:25 AM

Data in this report are provisional and subject to change.

The numbers in the table below represent the number of Florida and non-Florida residents for whom test results were received by the Department of Health. A person can be tested by more than one laboratory and can have both positive and negative results. **Therefore, the sum of the numbers in each column will be larger than the total number of people tested.**

Reporting lab	Inconclusive	Negative	Positive	Percent positive	Total
ANSWERS RESOURCE FACILITY		1			1
Chicago Heights CBOC		1			1
Medicalodges Neosho			1	100%	1
Belvoir Woods Health Care Center at The Fairfax		1			1
SEASONS HOSPICE AND PALLIATIVE CARE OF			1	100%	1
HENRY FORD HOSPITAL			1	100%	1
SPECIALTY DRUG TESTING			1	100%	1
CVS IL5822POCT MOKENA		1			1
KNAPP MEDICAL GROUP			1	100%	1
USA Healthcare LTC, LLC - Folsom Center for Rehabilitation & Healthca		1			1
CHATEAU TERREBONNE HEALTH CARE		1			1
SEMA4			1	100%	1
Michigan Masonic Home		1			1
Terrace Glen Village		1			1
BOTTINEAU GOOD SAMARITAN CENTER		1			1
DIRECT PRIMARY CARE OF BURLESON			1	100%	1
CVS IN6536POCT KOKOMO		1			1
ST LUKE'S CORNWALL HOSPITAL N			1	100%	1
REEVES COUNTY HOSPITAL DISTRICT			1	100%	1
PANCARE HEALTH - NORTHSIDE ELEMENTARY			1	100%	1
<b>Total</b>	<b>107,455</b>	<b>20,265,184</b>	<b>2,949,981</b>	<b>13%</b>	<b>23,322,620</b>