

COVID-19: summary of cases and monitoring

Data through May 12, 2021 verified as of May 13, 2021 at 09:25 AM

Data in this report are provisional and subject to change.

Cases: people with positive PCR or antigen test result

Total cases

Florida residents	2,239,982
Non-Florida residents	42,631

Type of testing

Florida residents	2,239,982
Positive by BPHL/CDC	81,947
Positive by commercial/hospital lab	2,158,035
PCR positive	1,784,837
Antigen positive	455,145
Non-Florida residents	42,631
Positive by BPHL/CDC	1,013
Positive by commercial/hospital lab	41,618
PCR positive	29,005
Antigen positive	13,626

Characteristics

Florida residents hospitalized	92,742
Florida resident deaths	35,929
Non-Florida resident deaths	719

Hospitalized counts include anyone who was hospitalized at some point during their illness. It does not reflect the number of people currently hospitalized.

More information on deaths identified through death certificate data is available on the National Center for Health Statistics website at www.cdc.gov/nchs/nvss/vsrr/COVID19/index.htm.

Cases: people with positive PCR or antigen test result

Risk factors for Florida residents

Traveled	17,986
Contact with a known case	897,560
Traveled and contact with a known case	24,364
Neither	1,300,072
No travel and no contact	271,961
Travel is unknown	728,783
Contact is unknown	497,961
Contact is pending	460,618

Travel can be unknown and contact can be unknown or pending for the same case, these numbers will sum to more than the "neither" total.

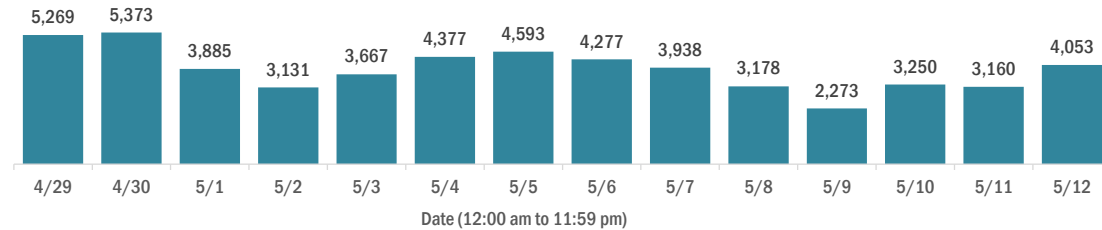
COVID-19: summary of laboratory testing

Data through May 12, 2021 verified as of May 13, 2021 at 09:25 AM

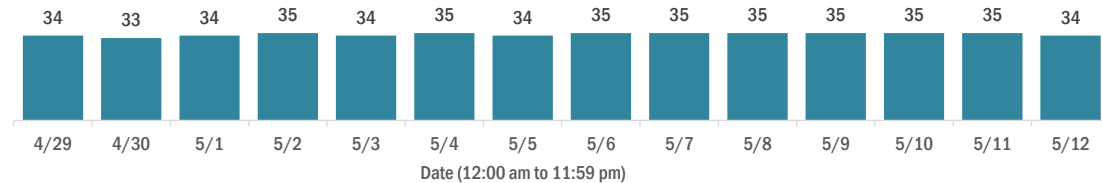
Data in this report are provisional and subject to change.

Cases in Florida residents per day for the past 2 weeks

Number of cases per day



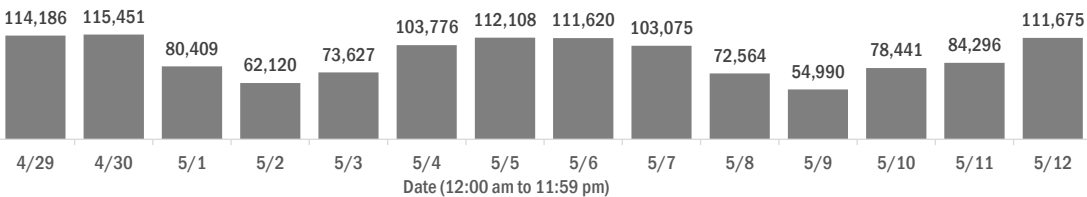
Median age of cases by day



Laboratory testing for Florida residents over the past 2 weeks

Number of Florida residents tested per day

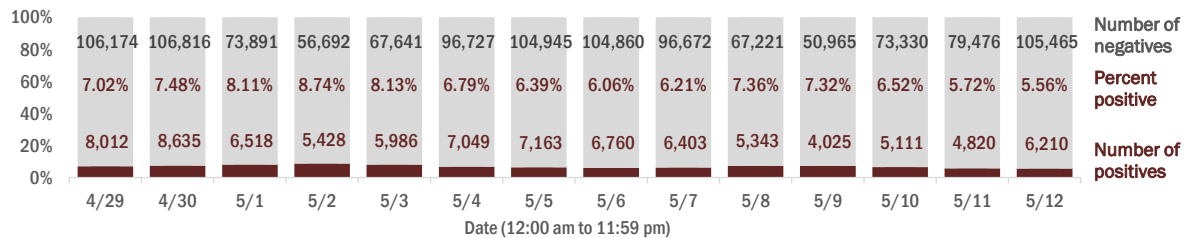
These counts include the number of people for whom the Department received PCR or antigen laboratory results by day. People tested on multiple days will be included for each day a new result was received. A person is only counted once for each day they are tested, regardless of whether multiple specimens are tested or multiple results are received.



Number and percent of Florida residents with positive test results

The percent of positive results ranged from 5.56% to 8.74% over the past 2 weeks and was 5.56% yesterday.

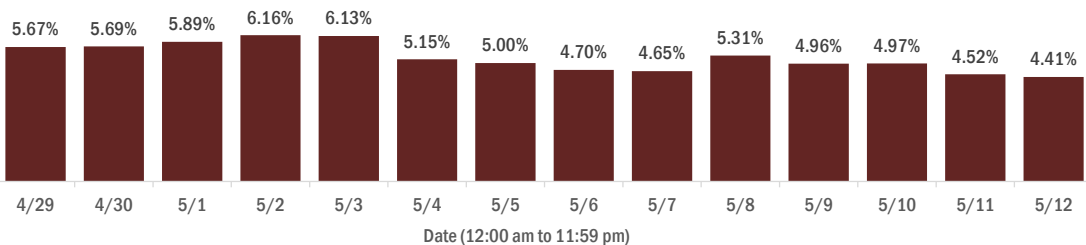
These counts include the number of people for whom the Department received PCR or antigen laboratory results by day. People tested on multiple days will be included for each day a new result was received. A person is only counted once for each day they are tested, regardless of whether multiple specimens are tested or multiple results are received. If a person has a positive specimen and a negative specimen in the same day, only the positive result is counted.



Percent positivity for new cases in Florida residents

The percent of positive results ranged from 4.41% to 6.16% over the past 2 weeks and was 4.41% yesterday.

This percent is the number of people who test PCR- or antigen-positive for the first time divided by all the people tested that day, excluding people who have previously tested positive.



COVID-19: characteristics of 2,239,982 Florida resident cases

Data through May 12, 2021 verified as of May 13, 2021 at 09:25 AM

Data in this report are provisional and subject to change.

Age group	Cases		Hospitalizations		Deaths	
0-4 years	48,012	2%	637	1%	1	0%
5-14 years	150,313	7%	629	1%	5	0%
15-24 years	350,580	16%	2,358	3%	51	0%
25-34 years	393,792	18%	4,647	5%	212	1%
35-44 years	350,084	16%	6,903	7%	569	2%
45-54 years	339,729	15%	10,696	12%	1,445	4%
55-64 years	290,196	13%	16,040	17%	4,018	11%
65-74 years	175,096	8%	19,182	21%	7,688	21%
75-84 years	95,935	4%	19,019	21%	10,850	30%
85+ years	44,577	2%	12,621	14%	11,090	31%
Unknown	1,668	0%	10	0%	0	0%
Total	2,239,982		92,742		35,929	

Gender	Cases	
Female	1,171,322	52%
Male	1,048,402	47%
Unknown	20,258	1%
Total	2,239,982	

Ethnicity	Cases		Hospitalizations		Deaths	
Hispanic	730,219	33%	23,580	25%	8,441	23%
Non-Hispanic	1,101,675	49%	64,983	70%	25,265	70%
Unknown	408,088	18%	4,179	5%	2,223	6%
Total	2,239,982		92,742		35,929	

Race and ethnicity	Cases		Hospitalizations		Deaths	
White	1,280,035	57%	60,921	66%	26,304	73%
Hispanic	485,958	22%	16,857	18%	6,748	19%
Non-Hispanic	703,475	31%	42,310	46%	18,431	51%
Unknown	90,602	4%	1,754	2%	1,125	3%
Black	297,592	13%	19,275	21%	5,788	16%
Hispanic	17,820	1%	836	1%	240	1%
Non-Hispanic	257,513	11%	18,065	19%	5,376	15%
Unknown	22,259	1%	374	0%	172	0%
Other race	350,967	16%	10,182	11%	2,850	8%
Hispanic	176,400	8%	5,378	6%	1,273	4%
Non-Hispanic	121,097	5%	4,337	5%	1,350	4%
Unknown	53,470	2%	467	1%	227	1%
Unknown race	311,388	14%	2,364	3%	987	3%
Hispanic	50,041	2%	509	1%	180	1%
Non-Hispanic	19,590	1%	271	0%	108	0%
Unknown	241,757	11%	1,584	2%	699	2%
Total	2,239,982		92,742		35,929	

Hospitalization counts include anyone who was hospitalized at some point during their illness. It does not reflect the number of people currently hospitalized. **Other race** includes any person with a race of American Indian/Alaskan native, Asian, native Hawaiian/Pacific Islander, or other.

COVID-19: deaths in Florida residents and staff of long-term care facilities

Data through May 12, 2021 verified as of May 13, 2021 at 09:25 AM

Data in this report are provisional and subject to change.

For current cases in residents or staff of long-term care facilities, please visit: <https://floridahealthcovid19.gov/>

County	Deaths		County	Deaths		County	Deaths	
Palm Beach	1078	<div></div> 9%	Okaloosa	167	<div></div> 1%	Madison	20	<div></div> 0%
Dade	1020	<div></div> 9%	Hernando	162	<div></div> 1%	Calhoun	18	<div></div> 0%
Pinellas	907	<div></div> 8%	Osceola	143	<div></div> 1%	Flagler	17	<div></div> 0%
Broward	703	<div></div> 6%	Charlotte	138	<div></div> 1%	Gulf	17	<div></div> 0%
Hillsborough	589	<div></div> 5%	Indian River	125	<div></div> 1%	Wakulla	16	<div></div> 0%
Duval	449	<div></div> 4%	Clay	122	<div></div> 1%	Bradford	14	<div></div> 0%
Polk	437	<div></div> 4%	Leon	100	<div></div> 1%	Washington	13	<div></div> 0%
Brevard	412	<div></div> 4%	Highlands	96	<div></div> 1%	Baker	12	<div></div> 0%
Orange	407	<div></div> 4%	Bay	94	<div></div> 1%	Holmes	12	<div></div> 0%
Sarasota	401	<div></div> 4%	Jackson	88	<div></div> 1%	Jefferson	12	<div></div> 0%
Lee	347	<div></div> 3%	St. Johns	88	<div></div> 1%	Gadsden	10	<div></div> 0%
Marion	334	<div></div> 3%	Alachua	82	<div></div> 1%	Lafayette	10	<div></div> 0%
Volusia	299	<div></div> 3%	Santa Rosa	82	<div></div> 1%	Franklin	9	<div></div> 0%
Escambia	286	<div></div> 3%	Suwannee	60	<div></div> 1%	Levy	7	<div></div> 0%
St. Lucie	248	<div></div> 2%	Columbia	52	<div></div> 0%	Desoto	6	<div></div> 0%
Seminole	236	<div></div> 2%	Putnam	45	<div></div> 0%	Dixie	5	<div></div> 0%
Pasco	228	<div></div> 2%	Sumter	44	<div></div> 0%	Monroe	5	<div></div> 0%
Lake	227	<div></div> 2%	Nassau	34	<div></div> 0%	Taylor	3	<div></div> 0%
Collier	196	<div></div> 2%	Walton	30	<div></div> 0%	Hardee	2	<div></div> 0%
Manatee	193	<div></div> 2%	Hendry	29	<div></div> 0%	Hamilton	1	<div></div> 0%
Citrus	177	<div></div> 2%	Okeechobee	24	<div></div> 0%	Liberty	1	<div></div> 0%
Martin	173	<div></div> 2%	Gilchrist	21	<div></div> 0%	Total	11,383	

Note: cases are summarized by the county of usual residence. Residents and staff may be cases associated with facilities that are not in their county of usual residence, resulting in cases being included below for counties that do not have facilities with known cases.

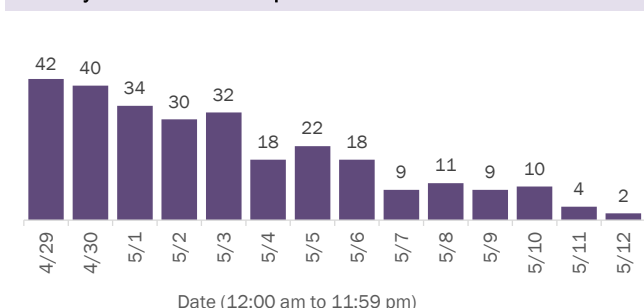
COVID-19: cases in Florida residents who have died

Data through May 12, 2021 verified as of May 13, 2021 at 09:25 AM

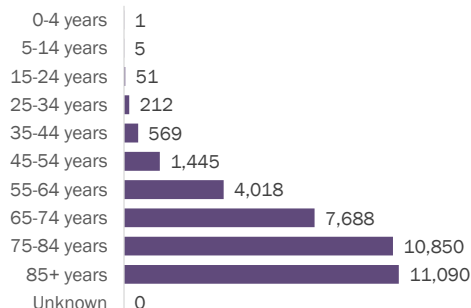
Data in this report are provisional and subject to change.

Demographics for all identified COVID-19 deaths: 35,929

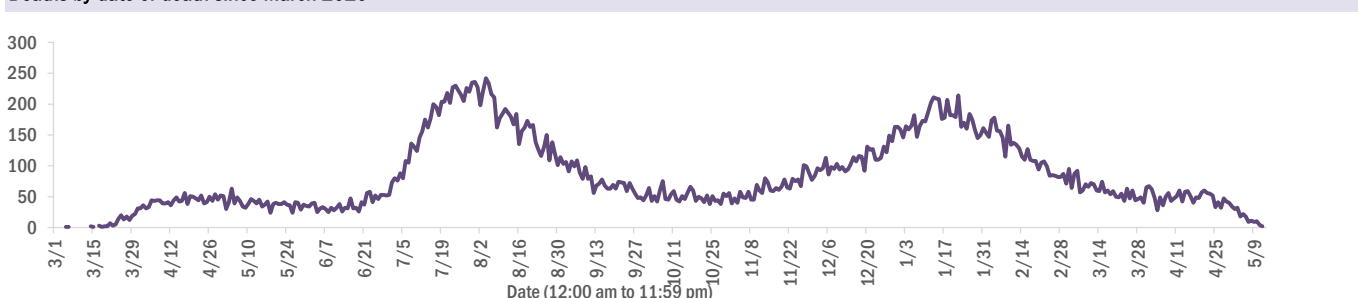
Deaths by date of death for the past 2 weeks



Deaths by age group



Deaths by date of death since March 2020



Age group	Deaths	Cases	Case fatality rate	Mortality rate per 100,000 population
0-4 years	1	48,012	0.0%	0.1
5-14 years	5	150,313	0.0%	0.2
15-24 years	51	350,580	0.0%	2.0
25-34 years	212	393,792	0.1%	7.5
35-44 years	569	350,084	0.2%	21.8
45-54 years	1,445	339,729	0.4%	51.9
55-64 years	4,018	290,196	1.4%	138.9
65-74 years	7,688	175,096	4.4%	316.8
75-84 years	10,850	95,935	11.3%	772.7
85+ years	11,090	44,577	24.9%	1920.2
Unknown	0	1,668	0.0%	
Total	35,929	2,239,982	1.6%	166.3

Race	Deaths	Cases	Case fatality rate	Mortality rate per 100,000 population
White	26,304	1,280,035	2.1%	157.5
Black	5,788	297,592	1.9%	158.3
Other	2,850	350,967	0.8%	229.0
Unknown	987	311,388	0.3%	
Total	35,929	2,239,982	1.6%	166.3

Gender	Deaths	Cases	Case fatality rate	Mortality rate per 100,000 population
Female	15,771	1,171,322	1.3%	142.8
Male	20,158	1,048,402	1.9%	190.9
Unknown	0	20,258	0.0%	
Total	35,929	2,239,982	1.6%	166.3

Ethnicity	Deaths	Cases	Case fatality rate	Mortality rate per 100,000 population
Non-Hispanic	25,265	1,101,675	2.3%	158.7
Hispanic	8,441	730,219	1.2%	148.6
Unknown	2,223	408,088	0.5%	
Total	35,929	2,239,982	1.6%	166.3

COVID-19: characteristics of 2,239,982 cases

Data through May 12, 2021 verified as of May 13, 2021 at 09:25 AM

Data in this report are provisional and subject to change.

Tables below include cases in Florida residents and non-Florida residents.

All 67 Florida counties have cases:

County	FL resident cases		Non-FL resident cases	Total cases	FL resident deaths	FL death rate
Dade	486,460	<div><div></div></div> 22%	6,547	493,007	6,278	1.3%
Broward	238,220	<div><div></div></div> 11%	2,912	241,132	2,986	1.3%
Palm Beach	143,505	<div><div></div></div> 6%	2,641	146,146	2,810	2.0%
Orange	137,616	<div><div></div></div> 6%	2,227	139,843	1,279	0.9%
Hillsborough	138,120	<div><div></div></div> 6%	1,177	139,297	1,751	1.3%
Duval	97,382	<div><div></div></div> 4%	1,613	98,995	1,432	1.5%
Pinellas	78,301	<div><div></div></div> 3%	1,970	80,271	1,638	2.1%
Lee	69,415	<div><div></div></div> 3%	2,316	71,731	981	1.4%
Polk	69,044	<div><div></div></div> 3%	488	69,532	1,339	1.9%
Osceola	44,415	<div><div></div></div> 2%	803	45,218	515	1.2%
Volusia	43,026	<div><div></div></div> 2%	768	43,794	811	1.9%
Brevard	41,311	<div><div></div></div> 2%	734	42,045	879	2.1%
Pasco	41,568	<div><div></div></div> 2%	353	41,921	768	1.8%
Manatee	38,227	<div><div></div></div> 2%	883	39,110	679	1.8%
Collier	34,923	<div><div></div></div> 2%	1,383	36,306	538	1.5%
Escambia	32,599	<div><div></div></div> 1%	3,683	36,282	692	2.1%
Seminole	34,231	<div><div></div></div> 2%	256	34,487	501	1.5%
Sarasota	31,522	<div><div></div></div> 1%	1,582	33,104	827	2.6%
Leon	31,331	<div><div></div></div> 1%	929	32,260	320	1.0%
Marion	31,241	<div><div></div></div> 1%	164	31,405	965	3.1%
Lake	29,542	<div><div></div></div> 1%	533	30,075	639	2.2%
St. Lucie	26,553	<div><div></div></div> 1%	198	26,751	640	2.4%
Alachua	24,703	<div><div></div></div> 1%	306	25,009	279	1.1%
St. Johns	22,515	<div><div></div></div> 1%	312	22,827	214	1.0%
Okaloosa	20,434	<div><div></div></div> 1%	234	20,668	363	1.8%
Bay	19,502	<div><div></div></div> 1%	822	20,324	392	2.0%
Clay	18,780	<div><div></div></div> 1%	53	18,833	342	1.8%
Santa Rosa	18,050	<div><div></div></div> 1%	259	18,309	290	1.6%
Hernando	14,081	<div><div></div></div> 1%	109	14,190	469	3.3%
Charlotte	12,833	<div><div></div></div> 1%	216	13,049	425	3.3%
Indian River	12,508	<div><div></div></div> 1%	110	12,618	303	2.4%
Martin	12,199	<div><div></div></div> 1%	241	12,440	322	2.6%
Citrus	11,105	<div><div></div></div> 0%	99	11,204	451	4.1%
Sumter	9,265	<div><div></div></div> 0%	109	9,374	278	3.0%
Highlands	8,537	<div><div></div></div> 0%	97	8,634	358	4.2%

County	FL resident cases		Non-FL resident cases	Total cases	FL resident deaths	FL death rate
Nassau	7,992	<div><div></div></div> 0%	447	8,439	125	1.6%
Columbia	8,118	<div><div></div></div> 0%	44	8,162	169	2.1%
Walton	6,960	<div><div></div></div> 0%	877	7,837	87	1.3%
Flagler	7,270	<div><div></div></div> 0%	101	7,371	110	1.5%
Monroe	6,622	<div><div></div></div> 0%	403	7,025	49	0.7%
Putnam	6,548	<div><div></div></div> 0%	24	6,572	152	2.3%
Jackson	6,169	<div><div></div></div> 0%	73	6,242	157	2.5%
Gadsden	5,694	<div><div></div></div> 0%	17	5,711	99	1.7%
Suwannee	5,323	<div><div></div></div> 0%	29	5,352	138	2.6%
Hendry	4,753	<div><div></div></div> 0%	17	4,770	83	1.7%
Desoto	4,333	<div><div></div></div> 0%	27	4,360	93	2.1%
Okeechobee	3,997	<div><div></div></div> 0%	54	4,051	89	2.2%
Baker	3,493	<div><div></div></div> 0%	18	3,511	60	1.7%
Levy	3,471	<div><div></div></div> 0%	9	3,480	54	1.6%
Wakulla	3,461	<div><div></div></div> 0%	14	3,475	56	1.6%
Unknown	73	<div><div></div></div> 0%	3,115	3,188	0	0.0%
Hardee	3,172	<div><div></div></div> 0%	15	3,187	44	1.4%
Bradford	3,008	<div><div></div></div> 0%	13	3,021	56	1.9%
Taylor	2,736	<div><div></div></div> 0%	5	2,741	47	1.7%
Washington	2,718	<div><div></div></div> 0%	21	2,739	52	1.9%
Holmes	2,234	<div><div></div></div> 0%	33	2,267	49	2.2%
Madison	2,044	<div><div></div></div> 0%	28	2,072	45	2.2%
Gulf	1,947	<div><div></div></div> 0%	23	1,970	43	2.2%
Union	1,833	<div><div></div></div> 0%	1	1,834	74	4.0%
Calhoun	1,694	<div><div></div></div> 0%	3	1,697	45	2.7%
Hamilton	1,609	<div><div></div></div> 0%	20	1,629	25	1.6%
Lafayette	1,620	<div><div></div></div> 0%	0	1,620	26	1.6%
Gilchrist	1,611	<div><div></div></div> 0%	5	1,616	44	2.7%
Dixie	1,612	<div><div></div></div> 0%	3	1,615	24	1.5%
Jefferson	1,470	<div><div></div></div> 0%	26	1,496	27	1.8%
Franklin	1,299	<div><div></div></div> 0%	34	1,333	18	1.4%
Liberty	1,075	<div><div></div></div> 0%	1	1,076	16	1.5%
Glades	959	<div><div></div></div> 0%	4	963	19	2.0%
Total	2,239,982		42,631	2,282,613	35,929	1.6%

COVID-19: characteristics of 2,239,982 Florida resident cases

Data through May 12, 2021 verified as of May 13, 2021 at 09:25 AM

Data in this report are provisional and subject to change.

The table below includes the cities and counties of residence for cases in Florida residents based on the patient's ZIP Code. Note that city is not always received as part of the initial notification and may be missing while the case is being investigated.

City and county	Cases
Miami, Dade	282,204
Orlando, Orange	102,289
Jacksonville, Duval	91,557
Tampa, Hillsborough	80,209
Hialeah, Dade	68,063
Fort Lauderdale, Broward	50,413
Hollywood, Broward	45,136
West Palm Beach, Palm Beach	35,111
Kissimmee, Osceola	34,125
Tallahassee, Leon	30,269
Homestead, Dade	29,896
Naples, Collier	29,493
Saint Petersburg, Pinellas	28,489
Pensacola, Escambia	27,194
Fort Myers, Lee	26,616
Bradenton, Manatee	24,871
Boca Raton, Palm Beach	24,434
Lakeland, Polk	23,859
Ocala, Marion	22,956
Pompano Beach, Broward	22,387
Gainesville, Alachua	19,612
Sarasota, Sarasota	19,414
Cape Coral, Lee	18,064
Port Saint Lucie, St. Lucie	17,724
Lake Worth, Palm Beach	17,274
Miami Beach, Dade	16,129
Miramar, Broward	15,510
Clearwater, Pinellas	15,439
Coral Springs, Broward	14,230
Boynton Beach, Palm Beach	13,956
Doral, Dade	13,828
Miami Gardens, Dade	13,145
Panama City, Bay	12,365
Saint Augustine, St. Johns	12,043
Melbourne, Brevard	11,737
Winter Haven, Polk	11,571
Lehigh Acres, Lee	11,483
Riverview, Hillsborough	10,706
Delray Beach, Palm Beach	10,677
Davie, Broward	10,654
Palm Bay, Brevard	9,789
Vero Beach, Indian River	9,648
New Port Richey, Pasco	9,587
Sunrise, Broward	9,337
Saint Cloud, Osceola	8,927
Milton, Santa Rosa	8,728
Fort Pierce, St. Lucie	8,654
Largo, Pinellas	8,545
Coral Gables, Dade	8,493
Daytona Beach, Volusia	8,480
Spring Hill, Hernando	8,477
Apopka, Orange	8,449
Plantation, Broward	8,385
North Miami Beach, Dade	8,261
Davenport, Polk	8,182
Clermont, Lake	8,064
Brandon, Hillsborough	8,032
Sanford, Seminole	7,716

COVID-19: characteristics of 2,239,982 Florida resident cases

Data through May 12, 2021 verified as of May 13, 2021 at 09:25 AM

Data in this report are provisional and subject to change.

The table below includes the cities and counties of residence for cases in Florida residents based on the patient's ZIP Code. Note that city is not always received as part of the initial notification and may be missing while the case is being investigated.

City and county	Cases
Deltona, Volusia	7,695
Orange Park, Clay	7,619
Plant City, Hillsborough	7,514
Jupiter, Palm Beach	7,439
Weston, Broward	7,398
Lake City, Columbia	7,367
Deerfield Beach, Broward	6,952
Winter Garden, Orange	6,684
Tamarac, Broward	6,417
Port Charlotte, Charlotte	6,288
Wesley Chapel, Pasco	6,149
Palm Coast, Flagler	6,121
Coconut Creek, Broward	6,055
Margate, Broward	5,921
Stuart, Martin	5,808
Land O Lakes, Pasco	5,806
Deland, Volusia	5,760
Palm Beach Gardens, Palm Beach	5,722
Fort Walton Beach, Okaloosa	5,645
Wellington, Palm Beach	5,567
Palm Harbor, Pinellas	5,530
Oviedo, Seminole	5,517
Palmetto, Manatee	5,506
Winter Park, Orange	5,495
Crestview, Okaloosa	5,432
Lutz, Hillsborough	5,186
Altamonte Springs, Seminole	5,174
Port Orange, Volusia	4,990
Valrico, Hillsborough	4,938
Opa Locka, Dade	4,912
Haines City, Polk	4,864
North Port, Sarasota	4,841
Brooksville, Hernando	4,803
Miami Lakes, Dade	4,766
Venice, Sarasota	4,744
Pembroke Pines, Broward	4,734
Middleburg, Clay	4,709
Hallandale, Broward	4,683
Punta Gorda, Charlotte	4,608
Sebring, Highlands	4,597
Leesburg, Lake	4,503
Ocoee, Orange	4,454
Zephyrhills, Pasco	4,339
Seminole, Pinellas	4,269
Ormond Beach, Volusia	4,266
The Villages, Sumter	4,266
Saint Johns, St. Johns	4,266
Arcadia, Desoto	4,220
Bonita Springs, Lee	4,193
Live Oak, Suwannee	4,116
Pinellas Park, Pinellas	4,089
North Lauderdale, Broward	3,984
Okeechobee, Okeechobee	3,983
Longwood, Seminole	3,960
North Miami, Dade	3,928
Ruskin, Hillsborough	3,925
Immokalee, Collier	3,875
Windermere, Orange	3,867
Cocoa, Brevard	3,850

COVID-19: characteristics of 2,239,982 Florida resident cases

Data through May 12, 2021 verified as of May 13, 2021 at 09:25 AM

Data in this report are provisional and subject to change.

The table below includes the cities and counties of residence for cases in Florida residents based on the patient's ZIP Code. Note that city is not always received as part of the initial notification and may be missing while the case is being investigated.

City and county	Cases
Navarre, Santa Rosa	3,774
Casselberry, Seminole	3,639
Port Richey, Pasco	3,475
Hudson, Pasco	3,439
Titusville, Brevard	3,421
Niceville, Okaloosa	3,386
Gulf Breeze, Santa Rosa	3,375
Lake Worth Beach, Palm Beach	3,348
Key West, Monroe	3,278
North Fort Myers, Lee	3,270
Dade City, Pasco	3,269
Cantonment, Escambia	3,256
Panama City Beach, Bay	3,239
Winter Springs, Seminole	3,224
Jacksonville Beach, Duval	3,178
Oakland Park, Broward	3,171
Bartow, Polk	3,164
Lake Mary, Seminole	3,154
Aventura, Dade	3,133
Kissimmee, Polk	3,109
Crawfordville, Wakulla	3,108
New Smyrna Beach, Volusia	3,059
Auburndale, Polk	3,048
Quincy, Gadsden	3,025
Palatka, Putnam	3,024
Lake Wales, Polk	2,999
Merritt Island, Brevard	2,922
Green Cove Springs, Clay	2,884
Tarpon Springs, Pinellas	2,861
Fernandina Beach, Nassau	2,831
Ponte Vedra Beach, St. Johns	2,800
Parkland, Broward	2,784
Cutler Ridge, Dade	2,758
Inverness, Citrus	2,659
Loxahatchee, Palm Beach	2,637
Eustis, Lake	2,632
Wimauma, Hillsborough	2,615
Cooper City, Broward	2,581
Holiday, Pasco	2,575
Perry, Taylor	2,566
Belle Glade, Palm Beach	2,554
Esterro, Lee	2,549
Lynn Haven, Bay	2,544
Royal Palm Beach, Palm Beach	2,525
Dunedin, Pinellas	2,511
Marianna, Jackson	2,462
Clewiston, Hendry	2,458
Fleming Island, Clay	2,448
Santa Rosa Beach, Walton	2,440
Sarasota, Manatee	2,415
Key Biscayne, Dade	2,405
Parrish, Manatee	2,373
Rockledge, Brevard	2,359
Odessa, Hillsborough	2,302
Riviera Beach, Palm Beach	2,296
Seffner, Hillsborough	2,263
Defuniak Springs, Walton	2,198
Avon Park, Highlands	2,188
Mulberry, Polk	2,187

COVID-19: characteristics of 2,239,982 Florida resident cases

Data through May 12, 2021 verified as of May 13, 2021 at 09:25 AM

Data in this report are provisional and subject to change.

The table below includes the cities and counties of residence for cases in Florida residents based on the patient's ZIP Code. Note that city is not always received as part of the initial notification and may be missing while the case is being investigated.

City and county	Cases
Palm City, Martin	2,184
Mount Dora, Lake	2,171
Labelle, Hendry	2,133
Destin, Okaloosa	2,113
Chipley, Washington	2,109
Groveland, Lake	2,074
Tavares, Lake	2,054
Starke, Bradford	2,040
Lithia, Hillsborough	2,015
Orange City, Volusia	2,004
Pinecrest, Dade	1,971
Maitland, Orange	1,940
Summerfield, Marion	1,936
Yulee, Nassau	1,901
Wauchula, Hardee	1,882
Palmetto Bay, Dade	1,826
Sebastian, Indian River	1,793
Dania, Broward	1,757
Homosassa, Citrus	1,752
Callahan, Nassau	1,742
Lady Lake, Lake	1,727
Macclenny, Baker	1,714
Ponte Vedra, St. Johns	1,703
Edgewater, Volusia	1,658
Gibsonton, Hillsborough	1,656
Carol City, Dade	1,654
Crystal River, Citrus	1,649
Oldsmar, Pinellas	1,623
Lake Placid, Highlands	1,607
Missing, Dade	1,607
Dover, Hillsborough	1,605
Bonifay, Holmes	1,598
Mayo, Lafayette	1,587
Apollo Beach, Hillsborough	1,585
Coconut Grove, Dade	1,578
Hobe Sound, Martin	1,564
Debary, Volusia	1,552
Florida City, Dade	1,552
Palm Springs, Palm Beach	1,516
Pace, Santa Rosa	1,494
Crossings, Dade	1,493
Sun City Center, Hillsborough	1,477
Dunnellon, Marion	1,461
Atlantic Beach, Duval	1,443
Lake Butler, Union	1,422
Bellevue, Marion	1,384
Lantana, Palm Beach	1,382
North Palm Beach, Palm Beach	1,354
Madison, Madison	1,350
Biscayne Park, Dade	1,347
Monticello, Jefferson	1,346
Alachua, Alachua	1,345
Safety Harbor, Pinellas	1,281
Indiantown, Martin	1,280
Williston, Levy	1,280
Ellenton, Manatee	1,274
South Miami, Dade	1,271
Graceville, Jackson	1,249
Jensen Beach, Martin	1,235

COVID-19: characteristics of 2,239,982 Florida resident cases

Data through May 12, 2021 verified as of May 13, 2021 at 09:25 AM

Data in this report are provisional and subject to change.

The table below includes the cities and counties of residence for cases in Florida residents based on the patient's ZIP Code. Note that city is not always received as part of the initial notification and may be missing while the case is being investigated.

City and county	Cases
Lauderhill, Broward	1,220
Satellite Beach, Brevard	1,214
Lecanto, Citrus	1,213
Newberry, Alachua	1,204
Century, Escambia	1,185
Beverly Hills, Citrus	1,169
Englewood, Charlotte	1,151
Havana, Gadsden	1,139
Hilliard, Nassau	1,129
El Portal, Dade	1,119
Freeport, Walton	1,109
Trenton, Gilchrist	1,106
Wildwood, Sumter	1,100
Wilton Manors, Broward	1,095
Nokomis, Sarasota	1,093
Keystone Heights, Clay	1,062
Key Largo, Monroe	1,059
Blountstown, Calhoun	1,054
Jasper, Hamilton	1,044
Bushnell, Sumter	1,043
Frostproof, Polk	1,036
Lauderdale Lakes, Broward	1,025
Medley, Dade	1,019
Hernando, Citrus	1,010
Wewahitchka, Gulf	1,006
Polk City, Polk	999
Mary Esther, Okaloosa	982
Dunnellon, Citrus	972
Sanderson, Baker	961
Fellsmere, Indian River	951
Minneola, Lake	942
Spring Hill, Pasco	937
Shalimar, Okaloosa	932
Fisher Island, Dade	924
Everglades National Park, Dade	909
Marco Island, Collier	907
Port Saint Joe, Gulf	907
Moore Haven, Glades	893
Trinity, Pasco	886
Chiefland, Levy	884
Cocoa Beach, Brevard	883
Thonotosassa, Hillsborough	876
Sorrento, Lake	874
High Springs, Alachua	870
Fort Meade, Polk	860
Pahokee, Palm Beach	859
Fruitland Park, Lake	856
Coleman, Sumter	854
South Bay, Palm Beach	843
Englewood, Sarasota	838
Bristol, Liberty	831
Cross City, Dixie	828
Indialantic, Brevard	826
Glen Saint Mary, Baker	812
Southwest Ranches, Broward	811
Marathon, Monroe	796
Crescent City, Putnam	791
Umatilla, Lake	777
West Melbourne, Brevard	768

COVID-19: characteristics of 2,239,982 Florida resident cases

Data through May 12, 2021 verified as of May 13, 2021 at 09:25 AM

Data in this report are provisional and subject to change.

The table below includes the cities and counties of residence for cases in Florida residents based on the patient's ZIP Code. Note that city is not always received as part of the initial notification and may be missing while the case is being investigated.

City and county	Cases
Interlachen, Putnam	760
Miramar Beach, Walton	759
Lake Alfred, Polk	751
Fort Myers Beach, Lee	751
Chattahoochee, Gadsden	734
Old Town, Dixie	725
Weeki Wachee, Hernando	724
Bowling Green, Hardee	717
Olympia Heights, Dade	704
Jacksonville, St. Johns	703
Uleta, Dade	701
South Daytona, Volusia	690
Silver Springs, Marion	690
Lawtey, Bradford	681
Coral, Dade	679
Neptune Beach, Duval	679
Fort White, Columbia	679
Surfside, Dade	656
Belle Isle, Orange	651
Palm Beach, Palm Beach	651
Bronson, Levy	631
Gulfport, Pinellas	629
Mascotte, Lake	621
Baker, Okaloosa	618
Bunnell, Flagler	616
Clearwater Beach, Pinellas	612
Rotunda West, Charlotte	582
Sneads, Jackson	572
Mims, Brevard	568
Myakka City, Manatee	565
Hawthorne, Alachua	558
Jay, Santa Rosa	553
Oxford, Sumter	548
Dundee, Polk	545
Alva, Lee	537
Cape Canaveral, Brevard	536
Carrabelle, Franklin	534
Oakland, Orange	528
Tavernier, Monroe	525
Ocklawaha, Marion	523
Missing, Volusia	517
Citra, Marion	516
Melbourne Beach, Brevard	516
Zolfo Springs, Hardee	515
Indian Harbour Beach, Brevard	513
Florida State University, Leon	511
Sweetwater, Dade	509
Cottondale, Jackson	509
Bal Harbour, Dade	507
Flagler Beach, Flagler	502
Molino, Escambia	494
Midway, Gadsden	490
Celebration, Osceola	490
Webster, Sumter	484
Youngstown, Bay	483
East Palatka, Putnam	476
Bell, Gilchrist	462
Altha, Calhoun	453
De Leon Springs, Volusia	446

COVID-19: characteristics of 2,239,982 Florida resident cases

Data through May 12, 2021 verified as of May 13, 2021 at 09:25 AM

Data in this report are provisional and subject to change.

The table below includes the cities and counties of residence for cases in Florida residents based on the patient's ZIP Code. Note that city is not always received as part of the initial notification and may be missing while the case is being investigated.

City and county	Cases
Branford, Suwannee	443
Eagle Lake, Polk	442
Apalachicola, Franklin	436
West Miami, Dade	433
Missing, Orange	430
Haverhill, Palm Beach	425
Archer, Alachua	425
Osprey, Sarasota	418
Floral City, Citrus	414
Ave Maria, Collier	411
Chuluota, Seminole	410
Lake Park, Palm Beach	401
Tequesta, Palm Beach	401
Centerville, Leon	397
Hastings, St. Johns	396
Holly Hill, Volusia	395
Pierson, Volusia	385
Grand Island, Lake	382
Grand Ridge, Jackson	380
Raiford, Union	376
Montverde, Lake	368
Malabar, Brevard	348
Gotha, Orange	348
Indian Rocks Beach, Pinellas	347
Hallandale Beach, Broward	345
Alafaya, Orange	344
Bryceville, Nassau	344
Greenville, Madison	339
Satsuma, Putnam	335
Vernon, Washington	335
Fort McCoy, Marion	330
Kenneth City, Pinellas	330
Elkton, St. Johns	328
Lake Panasoffkee, Sumter	327
Malone, Jackson	322
Sebastian, Brevard	320
Jennings, Hamilton	319
Melrose, Putnam	317
Reddick, Marion	315
Eastpoint, Franklin	310
Laurel Hill, Okaloosa	310
Belleair, Pinellas	310
Geneva, Seminole	306
Anthony, Marion	306
San Antonio, Pasco	305
Morrison, Levy	303
Greenacres, Palm Beach	302
Westville, Holmes	301
Valparaiso, Okaloosa	300
Winter Park, Seminole	299
Lehigh, Lee	296
O Brien, Suwannee	294
Greenwood, Jackson	286
Fern Park, Seminole	281
Kindred, Osceola	278
Ponce De Leon, Holmes	278
South Pasadena, Pinellas	268
Eglin Air Force Base, Okaloosa	267
University Of Central Fl, Orange	260

COVID-19: characteristics of 2,239,982 Florida resident cases

Data through May 12, 2021 verified as of May 13, 2021 at 09:25 AM

Data in this report are provisional and subject to change.

The table below includes the cities and counties of residence for cases in Florida residents based on the patient's ZIP Code. Note that city is not always received as part of the initial notification and may be missing while the case is being investigated.

City and county	Cases
Inlet Beach, Walton	260
Islamorada, Monroe	258
Poinciana, Polk	257
Weirsdale, Marion	257
Sanibel, Lee	256
Edgewood, Orange	251
Fountain, Bay	246
White Springs, Hamilton	244
Longboat Key, Manatee	244
Lee, Madison	244
Cutler Bay, Dade	243
Southport, Bay	241
Saint James City, Lee	238
Gretna, Gadsden	236
Hosford, Liberty	229
Madeira Beach, Pinellas	228
Astatula, Lake	226
Wellborn, Suwannee	226
Howey-In-The-Hills, Lake	225
Lakewood Ranch, Manatee	225
Holt, Okaloosa	223
Juno Beach, Palm Beach	221
Lauderdale By The Sea, Broward	219
Atlantis, Palm Beach	218
Babson Park, Polk	217
Lake Helen, Volusia	217
Mcdavid, Escambia	213
Holmes Beach, Manatee	213
Osteen, Volusia	210
Micanopy, Alachua	209
Bay Harbor Islands, Dade	208
Altoona, Lake	205
Center Hill, Sumter	200
Sopchoppy, Wakulla	199
Zellwood, Orange	199
Azalea Park, Orange	198
Alford, Jackson	194
Mcalpin, Suwannee	192
Bokeelia, Lee	188
The Villages, Lake	188
Viera, Brevard	185
The Villages, Marion	183
Golden Beach, Dade	182
Hypoluxo, Palm Beach	182
Odessa, Pasco	181
Missing, Lee	180
Mangonia Park, Palm Beach	177
Pomona Park, Putnam	176
Summerland Key, Monroe	175
Rocky Point, Hillsborough	170
Oak Hill, Volusia	170
Ponce Inlet, Volusia	169
University Of Fl, Alachua	168
Paisley, Lake	168
University Of Miami, Dade	167
Grant-Valkaria, Brevard	166
Caryville, Washington	163
Lutz, Pasco	163
Bay Lake, Orange	160

COVID-19: characteristics of 2,239,982 Florida resident cases

Data through May 12, 2021 verified as of May 13, 2021 at 09:25 AM

Data in this report are provisional and subject to change.

The table below includes the cities and counties of residence for cases in Florida residents based on the patient's ZIP Code. Note that city is not always received as part of the initial notification and may be missing while the case is being investigated.

City and county	Cases
Sumterville, Sumter	159
Lockhart, Orange	157
Hollister, Putnam	156
Citrus Springs, Citrus	155
Christmas, Orange	152
Big Pine Key, Monroe	152
Hiawassee, Orange	150
Carrollwood, Hillsborough	149
San Mateo, Putnam	148
Inglis, Levy	148
Lady Lake, Sumter	147
West Park, Broward	141
University Of Central Florida, Orange	139
Missing, Pinellas	139
Clair-Mel City, Hillsborough	139
Missing, St. Johns	138
Lake Hamilton, Polk	136
Buena Ventura Lakes, Osceola	136
Baldwin, Duval	135
Cloud Lake, Palm Beach	134
Clarksville, Calhoun	132
Harmony, Osceola	132
Kendall, Dade	131
Hampton, Bradford	130
Apopka, Seminole	130
Missing, Sumter	129
Placida, Charlotte	128
Steinhatchee, Taylor	127
Matlacha, Lee	124
Belleair Beach, Pinellas	124
City Of Sunrise, Broward	124
Seville, Volusia	121
Tierra Verde, Pinellas	120
Lighthouse Point, Broward	120
Dania Beach, Broward	120
Temple Terrace, Hillsborough	120
Sunny Isles Beach, Dade	117
Callaway, Bay	116
Barry University, Dade	116
Saint Leo, Pasco	116
Astor, Lake	115
Dinsmore, Duval	115
Hurlburt Field, Okaloosa	113
Cedar Key, Levy	113
Panacea, Wakulla	112
Bradenton Beach, Manatee	109
Brooker, Bradford	107
Florahome, Putnam	106
Lamont, Jefferson	105
Princeton, Dade	105
Waldo, Alachua	104
Canal Point, Palm Beach	103
Barefoot Bay, Brevard	102
Fruit Cove, St. Johns	101
Tyndall Air Force Base, Bay	100
Florida Gulf Coast Univ, Lee	99
South Fort Myers, Lee	98
Kathleen, Polk	98
University Of South Florida, Hillsborough	97

COVID-19: characteristics of 2,239,982 Florida resident cases

Data through May 12, 2021 verified as of May 13, 2021 at 09:25 AM

Data in this report are provisional and subject to change.

The table below includes the cities and counties of residence for cases in Florida residents based on the patient's ZIP Code. Note that city is not always received as part of the initial notification and may be missing while the case is being investigated.

City and county	Cases
Missing, Lake	96
Bascom, Jackson	96
Ocean Ridge, Palm Beach	95
Lorida, Highlands	94
Crystal Beach, Pinellas	94
Pinetta, Madison	92
Maitland, Seminole	92
Fort Denaud, Hendry	90
F M, Lee	89
Missing, St. Lucie	87
Saint Pete Beach, Pinellas	87
Missing, Marion	86
Yalaha, Lake	86
Boca Grande, Lee	83
Welaka, Putnam	82
Patrick Air Force Base, Brevard	81
Wekiwa Springs, Seminole	80
Eatonville, Orange	80
Palma Ceia, Hillsborough	76
North Venice, Sarasota	76
Avon Park, Polk	73
Cudjoe Key, Monroe	72
Miami Springs, Dade	72
Missing, Duval	72
Campbellton, Jackson	72
Ochopee, Collier	71
Missing, Palm Beach	69
Air Mail Facility, Dade	69
Reunion, Osceola	69
Anna Maria, Manatee	69
Felda, Hendry	68
Georgetown, Putnam	68
Northdale, Hillsborough	68
Stock Island, Monroe	68
Greensboro, Gadsden	67
Destin, Walton	66
Missing, Pasco	66
Treasure Island, Pinellas	64
North Redington Beach, Pinellas	63
Micco, Brevard	60
Duette, Manatee	60
Mexico Beach, Bay	60
Bellview, Escambia	59
Bonita Beach, Lee	59
Orlando, Seminole	58
Okahumpka, Lake	58
University Of Tampa, Hillsborough	58
Walnut Hill, Escambia	57
Singer Island, Palm Beach	57
Green Acres, Palm Beach	56
Lake Suzy, Desoto	56
Highland City, Polk	56
Miromar Lakes, Lee	55
Ona, Hardee	55
Enterprise, Volusia	54
Miami, Broward	54
Heathrow, Seminole	54
Missing, Santa Rosa	54
Town N Country, Hillsborough	52

COVID-19: characteristics of 2,239,982 Florida resident cases

Data through May 12, 2021 verified as of May 13, 2021 at 09:25 AM

Data in this report are provisional and subject to change.

The table below includes the cities and counties of residence for cases in Florida residents based on the patient's ZIP Code. Note that city is not always received as part of the initial notification and may be missing while the case is being investigated.

City and county	Cases
Naranja, Dade	52
Stetson University, Volusia	52
Orlando, Dade	52
Aloma, Orange	52
Salt Springs, Marion	51
Palm Beach Shores, Palm Beach	51
Intercession City, Osceola	50
Waverly, Polk	50
Terra Ceia, Manatee	50
Florida International Univ, Dade	49
Missing, Broward	48
Bayonet Point, Pasco	48
Kenansville, Osceola	47
Cinco Bayou, Okaloosa	47
Eaton Park, Polk	47
Florence Villa, Polk	47
Missing, Hillsborough	46
Ebro, Washington	45
Miami Shores, Dade	45
Village Wellington, Palm Beach	45
Orlando, Osceola	45
Key Colony Beach, Monroe	45
Sewalls Point, Martin	44
Manalapan, Palm Beach	43
North Bay Village, Dade	43
Lacoochee, Pasco	43
Gulf Breeze, Escambia	43
Lakeshore, Polk	42
Village Of Wellington, Palm Beach	42
Ridge Manor, Pasco	42
Bradley, Polk	41
Cortez, Manatee	41
Bayshore Gardens, Manatee	41
Sugarloaf Key, Monroe	41
Missing, Seminole	41
Bonaventure, Broward	40
Poinciana, Osceola	40
Saint Johns, Duval	40
Pine Hills, Orange	40
Hialeah Gardens, Dade	39
Davenport, Osceola	39
Westlake, Palm Beach	39
Eloise, Polk	39
Univ Of FI Student Dorms, Alachua	39
Pasadena, Pinellas	39
Florida A And M University, Leon	38
Jupiter, Martin	38
Ponte Vedra, Duval	38
Highland Beach, Palm Beach	37
Lealman, Pinellas	37
Bay Pines, Pinellas	37
Tice, Lee	37
Lulu, Columbia	37
Orlando, Volusia	37
Orlando, Broward	37
Venus, Highlands	36
Homeland, Polk	36
Palm Shores, Brevard	35
Hallandale Beach, Broward	34

COVID-19: characteristics of 2,239,982 Florida resident cases

Data through May 12, 2021 verified as of May 13, 2021 at 09:25 AM

Data in this report are provisional and subject to change.

The table below includes the cities and counties of residence for cases in Florida residents based on the patient's ZIP Code. Note that city is not always received as part of the initial notification and may be missing while the case is being investigated.

City and county	Cases
Flemington, Marion	34
Siesta Key, Sarasota	34
City Of Westlake, Palm Beach	34
Orlando, Polk	34
Indian Lake Estates, Polk	34
Dowling Park, Suwannee	33
Sydney, Hillsborough	33
Alturas, Polk	32
Wekiva Springs, Seminole	32
Kinard, Calhoun	32
Little Torch Key, Monroe	32
Bagdad, Santa Rosa	32
Mcintosh, Marion	32
Pine Castle, Orange	32
Nocatee, Desoto	31
Homosassa Springs, Citrus	31
South Palm Beach, Palm Beach	31
Palmdale, Glades	31
Penney Farms, Clay	30
Westchase, Hillsborough	30
Saint Marks, Wakulla	30
Missing, Manatee	29
Chokoloskee, Collier	29
Missing, Brevard	29
Bonita Springs, Collier	29
Archer, Levy	29
Pembroke Park, Broward	29
Missing, Indian River	28
Tangerine, Orange	28
Horseshoe Beach, Dixie	28
Sparr, Marion	28
Missing, Citrus	28
Balm, Hillsborough	27
New Smyrna, Volusia	27
Long Key, Monroe	27
Caryville, Holmes	27
Florida State, Leon	27
Labelle, Glades	26
Paxton, Walton	26
Redington Shores, Pinellas	26
Fort Lauderdale, Dade	26
Orlando, Hillsborough	26
Earleton, Alachua	26
Orange Lake, Marion	26
Tioga, Alachua	25
Missing, Monroe	25
Missing, Escambia	25
South Miami Heights, Dade	25
Pensacola Beach, Santa Rosa	25
Yankeetown, Levy	25
Hawthorne, Putnam	25
La Crosse, Alachua	24
Loughman, Polk	24
Bostwick, Putnam	24
Goulds, Dade	24
Santa Fe, Alachua	24
Union Park, Orange	24
Wabasso, Indian River	24
Boca Raton, Broward	24

COVID-19: characteristics of 2,239,982 Florida resident cases

Data through May 12, 2021 verified as of May 13, 2021 at 09:25 AM

Data in this report are provisional and subject to change.

The table below includes the cities and counties of residence for cases in Florida residents based on the patient's ZIP Code. Note that city is not always received as part of the initial notification and may be missing while the case is being investigated.

City and county	Cases
Branford, Lafayette	22
Mexico Beach, Gulf	22
Florida International University, Dade	22
Champions Gate, Polk	22
Florida Dept Of Corrections, Union	22
Wausau, Washington	22
Plymouth, Orange	22
Citrus Ridge, Indian River	22
Crystal Springs, Pasco	22
Mango, Hillsborough	22
Kissimmee, Orange	22
Buckingham, Lee	22
Laud-By-The-Sea, Broward	22
Missing, Okaloosa	22
Ramrod Key, Monroe	21
Lake Como, Putnam	21
Missing, Collier	21
Parker, Bay	21
Everglades City, Collier	21
Fort Ogden, Desoto	21
Bonifay, Washington	21
Sun City, Hillsborough	21
Perdido Key, Escambia	21
Indian River Shores, Indian River	20
Goodland, Collier	20
Candler, Marion	20
Golden Oak, Orange	20
Hollywood, Dade	20
Lowell, Marion	20
Jensen Beach, St. Lucie	20
Brooksville, Pasco	20
Trenton, Levy	20
Miami, Unknown	19
Lake Buena Vista, Orange	19
Orlando, Palm Beach	19
Wildlight, Nassau	19
Gulf Stream, Palm Beach	19
Babcock Ranch, Lee	19
High Springs, Gilchrist	19
Maxville, Duval	19
Nalcrest, Polk	19
Florida State Univ Admin, Leon	18
Babcock Ranch, Charlotte	18
Lakewood Ranch, Sarasota	18
Tallevast, Manatee	18
Hillsboro Beach, Broward	18
Nichols, Polk	18
Mount Dora, Orange	18
Webster, Hernando	18
Forest City, Orange	18
Trilby, Pasco	18
Johns Pass Village, Pinellas	18
West Panama City Beach, Bay	18
Belleair Bluffs, Pinellas	18
Lake Monroe, Seminole	17
Miami Gardens, Broward	17
Graceville, Holmes	17
Hialeah, Broward	17
Daytona Beach Shores, Volusia	17

COVID-19: characteristics of 2,239,982 Florida resident cases

Data through May 12, 2021 verified as of May 13, 2021 at 09:25 AM

Data in this report are provisional and subject to change.

The table below includes the cities and counties of residence for cases in Florida residents based on the patient's ZIP Code. Note that city is not always received as part of the initial notification and may be missing while the case is being investigated.

City and county	Cases
Deer Island, Lake	17
Missing, Bay	17
Missing, Martin	17
Braden River, Manatee	17
Shady Hills, Pasco	17
Hutchinson Island, St. Lucie	17
Gulf Hammock, Levy	16
Hernando Beach, Hernando	16
White Springs, Columbia	16
Graham, Bradford	16
Suwannee, Dixie	16
Wewahitchka, Calhoun	16
Lake City, Suwannee	16
Woodville, Leon	16
Otter Creek, Levy	16
Watersound, Walton	16
Eau Gallie, Brevard	15
Saint Lucie West, St. Lucie	15
Orlando, Lake	15
Orlando, Pinellas	15
Winter Garden, Lake	15
Dade City, Hernando	15
Village Of Palmetto Bay, Dade	15
Indian Creek Village, Dade	15
Kingsley Lake, Bradford	14
Copeland, Collier	14
Los Angeles, Dade	14
Wahneta, Polk	14
Durant, Hillsborough	14
Laurel Hill, Walton	14
Virginia Gardens, Dade	14
Murdock, Charlotte	14
Choctaw Beach, Okaloosa	14
Grandin, Putnam	13
Long Boat Key, Manatee	13
Orlando, Brevard	13
Saint George Island, Franklin	13
Unknown, Dade	13
Alys Beach, Bay	13
Fort Charlotte, Charlotte	13
Mount Plymouth, Lake	13
Holder, Citrus	13
Elfers, Pasco	13
Roseland, Indian River	13
Gonzalez, Escambia	13
Steinhatchee, Dixie	13
Naples, Lee	12
Umatilla, Marion	12
Pensacola Beach, Escambia	12
Rosemary Beach, Walton	12
Leisure City, Dade	12
Citrus Hills, Citrus	12
Fanning Springs, Gilchrist	12
Missing, Putnam	12
Gibsonia, Polk	12
East Lake, Marion	12
Redington Beach, Pinellas	12
Missing, Sarasota	12
Goldenrod, Seminole	12

COVID-19: characteristics of 2,239,982 Florida resident cases

Data through May 12, 2021 verified as of May 13, 2021 at 09:25 AM

Data in this report are provisional and subject to change.

The table below includes the cities and counties of residence for cases in Florida residents based on the patient's ZIP Code. Note that city is not always received as part of the initial notification and may be missing while the case is being investigated.

City and county	Cases
Captiva, Lee	12
Deerfield Beach, Palm Beach	11
Missing, Polk	11
Sea Ranch Lakes, Broward	11
Greenville, Taylor	11
Day, Lafayette	11
Cypress, Jackson	11
Haines Creek, Lake	10
Forest City, Seminole	10
Missing, Nassau	10
Ozona, Pinellas	10
Rubonia, Manatee	10
Seacrest, Walton	10
Briny Breezes, Palm Beach	10
Basinger, Okeechobee	10
Perrine, Dade	10
Orlando, Leon	10
Orlando, Duval	10
Telogia, Liberty	10
Missing, Taylor	10
Innovation, Pasco	10
University Park, Manatee	10
Worthington Springs, Union	10
Pine Ridge, Citrus	9
Beverly Beach, Flagler	9
Saint Augustine Beach, St. Johns	9
Putnam Hall, Putnam	9
Ferndale, Lake	9
Cottdale, Washington	9
Barberville, Volusia	9
Scottsmoor, Brevard	9
Palma Sola, Manatee	9
Saint Augustine, Duval	9
West Delray Beach, Palm Beach	9
Grant Valkaria, Brevard	9
High Springs, Columbia	9
Nobleton, Hernando	9
Ybor City, Hillsborough	9
Lloyd, Jefferson	9
Lamont, Madison	9
Keystone Heights, Bradford	8
Anastasia Island, St. Johns	8
Salem, Taylor	8
Oneco, Manatee	8
Orange Springs, Marion	8
Weirsdale, Lake	8
Evinston, Alachua	8
Missing, Clay	8
Jerome, Collier	8
Ponce De Leon, Walton	8
Fairfield, Marion	8
Cross Creek, Alachua	8
Missing, Jackson	8
Indian Shores, Pinellas	8
Quail Heights, Dade	8
Palm City, St. Lucie	8
Seybold, Dade	8
White City, Gulf	8
Switzerland, St. Johns	7

COVID-19: characteristics of 2,239,982 Florida resident cases

Data through May 12, 2021 verified as of May 13, 2021 at 09:25 AM

Data in this report are provisional and subject to change.

The table below includes the cities and counties of residence for cases in Florida residents based on the patient's ZIP Code. Note that city is not always received as part of the initial notification and may be missing while the case is being investigated.

City and county	Cases
Maitland, Volusia	7
Aripeka, Pasco	7
Valkaria, Brevard	7
River Ranch, Polk	7
Niceville, Walton	7
Okeechobee, Glades	7
Orlando, Alachua	7
Inglis, Citrus	7
Fernandina, Nassau	7
East Rockland Key, Monroe	7
Missing, Flagler	7
Orange Park, Duval	7
Port Saint John, Brevard	7
Morriston, Marion	7
Orlando, Pasco	7
Longboat Key, Sarasota	7
Miramar, Dade	6
Missing, Osceola	6
Duck Key, Monroe	6
Newberry, Gilchrist	6
San Carlos Park, Lee	6
Miccosukee, Leon	6
Glenwood, Volusia	6
Clarcona, Orange	6
Orchid, Indian River	6
Point Washington, Walton	6
Mayport Naval Station, Duval	6
Lake Butler, Bradford	6
Maitland, Osceola	6
Missing, Unknown	6
Bradenton, Sarasota	6
Ocoee, Lake	6
Punta Gorda, Lee	6
Deland, Lake	6
Holt, Santa Rosa	6
Inlet Beach, Bay	6
Missing, Leon	6
Missing, Hernando	6
Orlando, Flagler	6
Orlando, Marion	6
Oklawaha, Marion	6
Shady Grove, Taylor	6
Sunny Hills, Washington	6
Port Salerno, Martin	6
Ridge Manor Estates, Sumter	6
Winter Park, Polk	6
Winderemere, Orange	6
Maitland, Hillsborough	6
Lake Worth, Broward	6
Grove City, Charlotte	6
Bruce, Holmes	6
Coco River, Collier	6
Eglin, Okaloosa	6
Missing, Walton	6
Labelle, Lee	6
Missing, Highlands	5
Missing, Columbia	5
Ebro, Bay	5
Highland Park, Polk	5

COVID-19: characteristics of 2,239,982 Florida resident cases

Data through May 12, 2021 verified as of May 13, 2021 at 09:25 AM

Data in this report are provisional and subject to change.

The table below includes the cities and counties of residence for cases in Florida residents based on the patient's ZIP Code. Note that city is not always received as part of the initial notification and may be missing while the case is being investigated.

City and county	Cases
Los Angeles, Broward	5
Westchester, Dade	5
Mid Florida, Seminole	5
Ocean Breeze, Martin	5
Milton, Escambia	5
Jacksonville, Clay	5
Greenville, Jefferson	5
Mayport, Duval	5
Clermont, Polk	5
Pass, Unknown	5
Stuart, St. Lucie	5
Lake Geneva, Clay	5
Miami, Palm Beach	5
Okeechobee, Martin	5
Orlando, Manatee	5
Pompano Beach, Palm Beach	5
Passport, Unknown	5
Wakulla Springs, Wakulla	5
Cypress Gardens, Polk	5
Island Grove, Alachua	5
Missing, Alachua	5
Delray Beach, Broward	5
Alys Beach, Walton	5
Seacrest, Bay	5
Williston, Marion	5
Okeechobee, Osceola	5
Cape Haze, Charlotte	5
Bayou George, Bay	5
Boynton Beach, Broward	5
Fort Lauderdale, Palm Beach	5
Jacksonville Naval Air Station, Duval	5
Branford, Gilchrist	4
Clewiston, Palm Beach	4
Conch Key, Monroe	4
North Fort Myers, Charlotte	4
Sharpes, Brevard	4
Sugarloaf, Monroe	4
Wacissa, Jefferson	4
Lamont, Taylor	4
Lazy Lake, Broward	4
Sandestin, Walton	4
Pompano Beach, Dade	4
Bella Collina, Lake	4
Bonnie, Dade	4
El Jobean, Charlotte	4
Marathon Shores, Monroe	4
Hinsdale, Manatee	4
Jonesville, Alachua	4
International Service Center, Dade	4
Indian Rock Beach, Pinellas	4
Cape San Blas, Gulf	4
Bowling Green, Polk	4
Plantation Key, Monroe	4
North Miami Beach, Broward	4
Loxahatchee Groves, Palm Beach	4
Live Oak, Madison	4
West Bradenton, Manatee	4
Marina Del Rey, Dade	4
Melrose, Bradford	4

COVID-19: characteristics of 2,239,982 Florida resident cases

Data through May 12, 2021 verified as of May 13, 2021 at 09:25 AM

Data in this report are provisional and subject to change.

The table below includes the cities and counties of residence for cases in Florida residents based on the patient's ZIP Code. Note that city is not always received as part of the initial notification and may be missing while the case is being investigated.

City and county	Cases
Jacksonville, Dade	4
Arcadia, Hillsborough	4
Lake Harbor, Palm Beach	4
Glen Ridge, Palm Beach	4
Coconut Creek, Palm Beach	4
Orem, Palm Beach	4
Pp, Dade	3
Woodside, Broward	3
Wimauma, Manatee	3
Brewton, Escambia	3
Apopka, Broward	3
Lanark Village, Franklin	3
Maitland, Polk	3
Inverness, Polk	3
Pass, Dade	3
Vero Beach, Brevard	3
Miami Shores, Broward	3
Pineland, Lee	3
Tampa Palms, Hillsborough	3
Tampa, Pinellas	3
Tarpon Springs, Pasco	3
Winter Garden, Seminole	3
Clermont, Orange	3
Ludlam, Dade	3
Laurel, Sarasota	3
West Palm Beach, Broward	3
Wildwood, Marion	3
Village Of Golf, Palm Beach	3
Palm Coast, Volusia	3
Port Saint Lucie, Martin	3
Saint Augusaintine Beach, St. Johns	3
Saint Petersburg, Hillsborough	3
Lynbrook, Broward	3
Loxahatchee, Broward	3
Miami, Orange	3
Lakeland, Hillsborough	3
Lake City, Duval	3
Immokalee, Lee	3
Hallandale Beach, Dade	3
Bradington, Manatee	3
Blountstown, Liberty	3
Monticello, Madison	3
Samoset, Manatee	3
Vernon, Bay	3
Apopka, Lake	3
Crestview, Walton	3
Cross Key, Monroe	3
Fernandina Beach, Duval	3
Fpo, Duval	3
Green Cove Springs, Duval	3
Mayport Naval Housing, Duval	3
Julington Creek, St. Johns	3
Jupiter Island, Martin	3
Kathleen, Pasco	3
Marco Island, Lee	3
Mims, Volusia	3
Miami Beach, Unknown	3
Missing, Washington	3
Ocean Reef Club, Monroe	3

COVID-19: characteristics of 2,239,982 Florida resident cases

Data through May 12, 2021 verified as of May 13, 2021 at 09:25 AM

Data in this report are provisional and subject to change.

The table below includes the cities and counties of residence for cases in Florida residents based on the patient's ZIP Code. Note that city is not always received as part of the initial notification and may be missing while the case is being investigated.

City and county	Cases
Alford, Washington	3
Altamonte Springs, Orange	3
Port St. Lucie, St. Lucie	3
Orlando, Escambia	3
Pass-A-Grille, Pinellas	3
Winter Park, Volusia	3
Vero Beach, St. Lucie	3
Land O Lakes, Hillsborough	3
Lady Lake, Marion	3
Homeless, Hillsborough	3
Jacksonville , Duval	3
Brooklyn, Broward	3
Ft Pierce, St. Lucie	3
Westville, Walton	3
Milligan, Okaloosa	3
Orlo Vista, Orange	3
Pembroke Lakes, Broward	3
Sorrento, Orange	3
Stuart, Palm Beach	3
University Of Central Fl, Hillsborough	3
Coraopolis, Citrus	3
Champions Gate, Osceola	3
Chicago, Lee	3
Dearborn, Dade	3
Bristol, Calhoun	3
Aventura, Broward	3
Jacksonville, Alachua	3
Marina Del Rey, Broward	3
Melrose, Clay	2
Longview, Dade	2
Kissimmee, Unknown	2
Jacksonville Naval Hospital, Duval	2
Hosford, Calhoun	2
Dfafs, Okaloosa	2
Tampa, Hernando	2
Wauchula, Desoto	2
Yeehaw, Okeechobee	2
Noma, Holmes	2
Saint Lucie Village, St. Lucie	2
Sebring, Desoto	2
Ormond Beach, Flagler	2
Pembroke Pines, Dade	2
Northport, Sarasota	2
Sutton, Pasco	2
Saint Marys, Nassau	2
Port Saint Lucie, Palm Beach	2
Red Bay, Holmes	2
Woodstock, Lee	2
Windermere, Lake	2
West Lafayette, Broward	2
Tequesta, Martin	2
Fort Lauderdale, Alachua	2
Bay Harbor Islands, Unknown	2
Alachua, Duval	2
Carl Fisher, Dade	2
Cross City, Taylor	2
Inwood, Broward	2
Jupiter, Dade	2
Micanopy, Marion	2

COVID-19: characteristics of 2,239,982 Florida resident cases

Data through May 12, 2021 verified as of May 13, 2021 at 09:25 AM

Data in this report are provisional and subject to change.

The table below includes the cities and counties of residence for cases in Florida residents based on the patient's ZIP Code. Note that city is not always received as part of the initial notification and may be missing while the case is being investigated.

City and county	Cases
Tampa, Duval	2
Venice, Dade	2
Winter Springs, Orange	2
Windermere, Hillsborough	2
Pompano Beach, Osceola	2
Port Charlotte, Lee	2
Sand Lake, Orange	2
Swansea, Lee	2
Union, Manatee	2
University Of Central Fl, Seminole	2
At Large, Broward	2
Boys Ranch, Suwannee	2
Eatonville, Polk	2
Okeechobee, Highlands	2
New Port Richey, Hillsborough	2
Miami, Martin	2
Long Beach, Orange	2
Labelle, Collier	2
Jena, Taylor	2
Fort Pierce, Brevard	2
Marysville, Dade	2
Lake Clarke Shores, Palm Beach	2
Fl State Univ Student, Leon	2
Defuniak Springs, Okaloosa	2
Cibola, Orange	2
Claysville, Hernando	2
Crescent Beach, Sarasota	2
Callahan, Duval	2
Tampa, Broward	2
Tarpon Springs, Hillsborough	2
Port Canaveral, Brevard	2
South Miami, Broward	2
Monument, Broward	2
Orlando, St. Lucie	2
Blountstown, Jackson	2
Alligator Point, Franklin	2
Crawfordville, Leon	2
Eatonville, Lake	2
Lawtey, Union	2
Miami, Hillsborough	2
Lutz, Pinellas	2
Lehigh Acres, Dade	2
Los Angeles, Okaloosa	2
Louisville, Manatee	2
Phoenix, Lake	2
Orlando, Unknown	2
Opa Locka, Broward	2
None, Dade	2
Navarre, Okaloosa	2
Mount Pleasant, Gadsden	2
University Of Central Florida, Brevard	2
Seven Springs, Pasco	2
West Villages, Sarasota	2
Upper Key Largo, Monroe	2
Zellwood, Lake	2
Lecanto, Marion	2
Lake Helen, Orange	2
Maitland, Leon	2
Melrose, Alachua	2

COVID-19: characteristics of 2,239,982 Florida resident cases

Data through May 12, 2021 verified as of May 13, 2021 at 09:25 AM

Data in this report are provisional and subject to change.

The table below includes the cities and counties of residence for cases in Florida residents based on the patient's ZIP Code. Note that city is not always received as part of the initial notification and may be missing while the case is being investigated.

City and county	Cases
Fort Pierce, Martin	2
Fort Myers, Collier	2
Doctors Inlet, Clay	2
Bronx, Seminole	2
Bonifay, Jackson	2
Bonnie, Duval	2
Bonnie, Sarasota	2
West Palm Beach, Dade	2
Weston, Dade	2
Winter Park, Leon	2
Orlando, Charlotte	2
Palm Springs North, Dade	2
Redland, Dade	2
St John, Broward	2
Olustee, Baker	2
Orlando, Santa Rosa	2
West Point, Lee	2
University Of Central Florida, Broward	2
Saint Teresa, Wakulla	2
Miamt, Dade	2
North Miami, Broward	2
Orlando, Okaloosa	2
Knoxville, Escambia	2
Maitland, Pasco	2
Homeless, Dade	2
Florida Power & Light Co, Dade	2
Amelia City, Nassau	2
Alligator Point, Wakulla	2
Chipley, Jackson	2
Maitland, Lake	2
Killarney, Orange	2
Jan Phyl Village, Polk	2
Hialeah Lakes, Dade	2
Hialeah, Orange	2
Moore Haven, Hendry	2
Naples, Broward	2
Cassadaga, Volusia	2
Fort Walton Beach, Walton	2
Duke Field Air Force Station, Okaloosa	2
Dunnellon, Levy	2
Yalhala, Lake	2
Pp, Unknown	2
Provo, Broward	2
University Of Central Florida, Palm Beach	2
University Of Central Florida, Pinellas	2
Sumatra, Liberty	2
Pensacola, Santa Rosa	2
Plant City, Hendry	1
Plant City, Pinellas	1
Plantation, Unknown	1
Richmond Heights, Dade	1
Ridge Manor, Hernando	1
Riverview, Pinellas	1
Rochester, Lee	1
Rosemary Beach, Bay	1
Saint Cloud, Orange	1
Ponce, Orange	1
Port Saint Lucie, Duval	1
Pound Ridge, Leon	1

COVID-19: characteristics of 2,239,982 Florida resident cases

Data through May 12, 2021 verified as of May 13, 2021 at 09:25 AM

Data in this report are provisional and subject to change.

The table below includes the cities and counties of residence for cases in Florida residents based on the patient's ZIP Code. Note that city is not always received as part of the initial notification and may be missing while the case is being investigated.

City and county	Cases
Orlando, Highlands	1
Orem, Nassau	1
Olando, Orange	1
Parlin, Broward	1
Summerville, Dade	1
Tallahassee, Escambia	1
Telluride, Lee	1
Tinley Park, Lee	1
University Of Central Fl, Dade	1
Stockbridge, Leon	1
Sullivans Island, Dade	1
Tampa, Lee	1
Tampa, Polk	1
Saint Petersburg, Dade	1
San Juan, Osceola	1
San Pedro Sula, Dade	1
Sandy, Duval	1
Southampton, Palm Beach	1
South Otselic, Dade	1
Sevierville, Dade	1
West Lafayette, Desoto	1
West Simsbury, Collier	1
Winter, Pinellas	1
Windermere, Polk	1
Winter Park, Lake	1
Wayne, Dade	1
Downers Grove, St. Lucie	1
Export, Palm Beach	1
Fort Myers, Lake	1
Felda, Palm Beach	1
Flagler Beach, Volusia	1
Flora, Lee	1
Fruitland Park, Sumter	1
Gainesville, Marion	1
Gastonia, Polk	1
Fresno, Pasco	1
Green, Clay	1
Greensburg, Orange	1
Greenville, Monroe	1
Groveland, Broward	1
Gulf Shores, Escambia	1
Clearwater, Highlands	1
Columbia, Orange	1
Coral Gables, Unknown	1
Crestview, Dade	1
Dade City, Polk	1
Darien, Pasco	1
Delrey Beach, Palm Beach	1
Arcadia, Charlotte	1
Aspen, Palm Beach	1
Atl, Broward	1
Atlanta, Broward	1
Aurburndale, Polk	1
Aventura, Unknown	1
Azalea Park, Sarasota	1
Biscayne Park, Broward	1
Alpharetta, Alachua	1
Apalachicola, Leon	1
Brooksville, Columbia	1

COVID-19: characteristics of 2,239,982 Florida resident cases

Data through May 12, 2021 verified as of May 13, 2021 at 09:25 AM

Data in this report are provisional and subject to change.

The table below includes the cities and counties of residence for cases in Florida residents based on the patient's ZIP Code. Note that city is not always received as part of the initial notification and may be missing while the case is being investigated.

City and county	Cases
Bryn Mawr, Collier	1
Canfield, Duval	1
Naugatuck, Lee	1
Myakka, Duval	1
Newport Beach, Palm Beach	1
North Adams, Manatee	1
North Little Rock, Palm Beach	1
Northville, Broward	1
Ocala, Indian River	1
Ocoee, Broward	1
Ocoee, Polk	1
New Vernon, Sarasota	1
New York, Broward	1
Missing, Hendry	1
Missing, Baker	1
Milford, Palm Beach	1
Minneapolis, Broward	1
Hilliard, Dade	1
Hollywood, Leon	1
Homestead, Monroe	1
Humble, Broward	1
Harrison, Dade	1
Havanna, Gadsden	1
Jacksonville, Flagler	1
Jacksonville, Palm Beach	1
Johns Island, Wakulla	1
Knoxville, Duval	1
Lake City, Volusia	1
Maitland, Unknown	1
Matlacha Island, Lee	1
Melbourne, Dade	1
Melbourne, Orange	1
Miami Beach, Palm Beach	1
Miami Granders, Dade	1
Los Angeles, Polk	1
Lakeland, Pasco	1
Conifer, Lee	1
Clarksboro, Lee	1
Chipley, Holmes	1
Celebration, Palm Beach	1
Chattanooga, Dade	1
Elbow Lake, Palm Beach	1
Dunellen, Dade	1
Eatonville, Seminole	1
Diamond, Highlands	1
Doral, Broward	1
Cutler Bay, Broward	1
Dale City, Dade	1
Daniel Island, Bay	1
Altamonte, Orange	1
Alva, Collier	1
Amelia Village, Nassau	1
Allentown, Putnam	1
Apple Creek, Citrus	1
Barefoot Beach, Lee	1
Battle Creek, Manatee	1
Avon, Manatee	1
Aventura, Osceola	1
Bryn Mawr, Palm Beach	1

COVID-19: characteristics of 2,239,982 Florida resident cases

Data through May 12, 2021 verified as of May 13, 2021 at 09:25 AM

Data in this report are provisional and subject to change.

The table below includes the cities and counties of residence for cases in Florida residents based on the patient's ZIP Code. Note that city is not always received as part of the initial notification and may be missing while the case is being investigated.

City and county	Cases
Burkeville, Brevard	1
Camden Wyoming, Duval	1
Casselberry, Orange	1
Boston, Dade	1
Brewster, Volusia	1
Boca Raton,, Palm Beach	1
Bear Grass, Palm Beach	1
Azalea Park, Osceola	1
Fortwalton Beach, Okaloosa	1
Garland, Orange	1
Fort Denaud, Glades	1
Fort Meyers, Lee	1
FI State Lot, Leon	1
Flamingo Lodge, Dade	1
Fairless Hills, Broward	1
Everett, Dade	1
Homer, Escambia	1
Havana, Leon	1
Hialeah, Unknown	1
Hickory, Lee	1
Longwood, Orange	1
Lehigh Cares, Lee	1
Live Oak, Columbia	1
Loganville, Orange	1
Lake Mary, Lake	1
Lansdale, Lake	1
Lapeer, Manatee	1
Jeffersonville, Broward	1
Oviedo, Leon	1
Old Town, Gilchrist	1
Opa Locka, Polk	1
Orem, Sarasota	1
Ocean City, Broward	1
Newtown, Dade	1
Miami, Charlotte	1
Miamii, Dade	1
Miami Garden, Unknown	1
Middleburg, Duval	1
Midland, Osceola	1
Missing, Hamilton	1
Missing, Wakulla	1
Monterey, Broward	1
Mumford, Manatee	1
N/A, Duval	1
Naples, Alachua	1
San Antonio, Dade	1
Sanford, Palm Beach	1
Sebastian, Lake	1
Ridgewood, Broward	1
Riverview, Manatee	1
Rochester, Broward	1
Roseland, Palm Beach	1
Republic, Monroe	1
Richmond, Palm Beach	1
Russellville, Hillsborough	1
Saint Augustine, Okaloosa	1
Ponte Vedra Beach, Orange	1
Port Orange , Volusia	1
Port Saint Lucie, Indian River	1

COVID-19: characteristics of 2,239,982 Florida resident cases

Data through May 12, 2021 verified as of May 13, 2021 at 09:25 AM

Data in this report are provisional and subject to change.

The table below includes the cities and counties of residence for cases in Florida residents based on the patient's ZIP Code. Note that city is not always received as part of the initial notification and may be missing while the case is being investigated.

City and county	Cases
Porter Ranch, Dade	1
Raiford, Bradford	1
Pompano Beach, Alachua	1
University Of Central Fl, Pasco	1
Westerville, Hillsborough	1
Windermere, Okaloosa	1
Winter Garden, Hillsborough	1
Wilton Manors, Dade	1
Wilbur By The Sea, Volusia	1
Willowbrook, Lee	1
Wilmington, Pasco	1
Village Of Palm Springs, Palm Beach	1
Virginia Beach, Alachua	1
Wayne, Palm Beach	1
Webster, Pasco	1
Wekiva Springs, Orange	1
Union City, Bradford	1
Steinhatchee, Alachua	1
Tower Lakes, Lee	1
Tallahassee, Wakulla	1
Tampa, Escambia	1
Tampa, Manatee	1
Tangerine, Lake	1
Woodland Hills, Brevard	1
Youngstown, Calhoun	1
Yulee, Duval	1
Palm Coast, Duval	1
Orlando, Union	1
Ovido, Seminole	1
Oxford, Palm Beach	1
Opalocka, Dade	1
North Canton, Palm Beach	1
Oakland, Leon	1
Ocala, Alachua	1
Okeechobee, St. Lucie	1
Miami, Collier	1
Miami, St. Lucie	1
Marshall, Palm Beach	1
New Richmond, Volusia	1
Steinhatchee, Madison	1
Spring Park, Alachua	1
South Burlington, Orange	1
Sarasota, Charlotte	1
Sarasota, Hillsborough	1
Shannon, Collier	1
Soddy Daisy, Broward	1
Soldotna, Broward	1
Saint Cloud, Lee	1
Saint Johns, Orange	1
San Antonio, Sarasota	1
Sanford, Volusia	1
Rio Dell, Volusia	1
Rochelle, Volusia	1
Port Saint Lucie, Orange	1
Princeton, Alachua	1
Provincetown, Collier	1
Panama City, Walton	1
Perry, Leon	1
Perth Amboy, Monroe	1

COVID-19: characteristics of 2,239,982 Florida resident cases

Data through May 12, 2021 verified as of May 13, 2021 at 09:25 AM

Data in this report are provisional and subject to change.

The table below includes the cities and counties of residence for cases in Florida residents based on the patient's ZIP Code. Note that city is not always received as part of the initial notification and may be missing while the case is being investigated.

City and county	Cases
Winter Park, Osceola	1
Wood River, Polk	1
Worcester, Palm Beach	1
Wheaton, Lee	1
Wilmington, Broward	1
Wesley Chapel, Alachua	1
Umatilla, Alachua	1
University Of Central Florida, Monroe	1
Tampa, Volusia	1
Tangerine, Seminole	1
Tamarac, Seminole	1
Virginia Beach, Hernando	1
Waco, Broward	1
Washington, Broward	1
Tewksbury, Orange	1
Toms River, Dade	1
Winter Park, Alachua	1
Bronx, Broward	1
Carol Stream, Orange	1
Castleberry, Escambia	1
Buffalo, Palm Beach	1
Bryant, Alachua	1
Alanson, Bay	1
Aollywoss, Dade	1
Apo, Pasco	1
Apopka, Flagler	1
Belleair, Hillsborough	1
Bohealia, Lee	1
Blowing Rock, Polk	1
Dorchester, Orange	1
Estero, Collier	1
Fanning Springs, Levy	1
Felton, Manatee	1
Deland, Polk	1
Cumberland, Palm Beach	1
Dade City, Hillsborough	1
Dallas, Lee	1
De Leon Springs, Putnam	1
Dearborn, Lee	1
Clear Brook, Lee	1
Charlotte, Pasco	1
Crestview, Holmes	1
College Station, Lake	1
Columbus, Brevard	1
Cookeville, Seminole	1
Cooksville, Duval	1
Fort Myers, Dade	1
Floral, Escambia	1
Gainesville, Baker	1
Gilmer, Dade	1
Grassy Key, Monroe	1
Haledon, Dade	1
Jacksonville, Manatee	1
Jamaica, Broward	1
Kingsland, Duval	1
Kissimmee, Brevard	1
Haverford, Hillsborough	1
Herrin, Orange	1
Jersey City, Polk	1

COVID-19: characteristics of 2,239,982 Florida resident cases

Data through May 12, 2021 verified as of May 13, 2021 at 09:25 AM

Data in this report are provisional and subject to change.

The table below includes the cities and counties of residence for cases in Florida residents based on the patient's ZIP Code. Note that city is not always received as part of the initial notification and may be missing while the case is being investigated.

City and county	Cases
Miamf, Dade	1
Miami G, Dade	1
Marianna, Calhoun	1
Los Angeles, Palm Beach	1
Lyndhurst, Broward	1
Magnolia Square, Osceola	1
Maitland, Alachua	1
Labelle, Dade	1
Lake In The Hills, Columbia	1
Lake Placid, Alachua	1
Lake Worth Beach, Broward	1
Lemoyne, Manatee	1
Lawrence Township, Palm Beach	1
Lander, Citrus	1
Las Vegas, Orange	1
Yukon, Broward	1
Zolfo Springs, Polk	1
Wells, Polk	1
Westbrook, Dade	1
Wichita, Volusia	1
Winder Garden, Orange	1
Windermere, Leon	1
Windermere, Osceola	1
Windermere, Seminole	1
Winter Garden, Broward	1
Winter Garden, Pinellas	1
Winter Park, Broward	1
Sodus, Charlotte	1
Spring Hill , Hernando	1
Spring Hill, Dade	1
Starke, Clay	1
Stone Mountain, Palm Beach	1
Shelton, Manatee	1
Saint Johns, Unknown	1
Sarasota, Flagler	1
Saxis, Lee	1
Schenectady, Polk	1
Sebring, Lee	1
Tulsa, Orange	1
Washington, Unknown	1
Sun City Center, Hardee	1
Tiffin, Highlands	1
Tallahassee, Duval	1
Tampa, Palm Beach	1
Tavares, Marion	1
Temple Terrace, Pasco	1
New Orleans, Palm Beach	1
Newark, Broward	1
Newburgh, Bay	1
Navarre, Dade	1
Orange City, Seminole	1
Orange Park , Duval	1
Ocoee, Osceola	1
Okeechobee, Broward	1
Orlando, Columbia	1
Orlando, Indian River	1
Orem, Broward	1
Old Town, Alachua	1
Omaha, Palm Beach	1

COVID-19: characteristics of 2,239,982 Florida resident cases

Data through May 12, 2021 verified as of May 13, 2021 at 09:25 AM

Data in this report are provisional and subject to change.

The table below includes the cities and counties of residence for cases in Florida residents based on the patient's ZIP Code. Note that city is not always received as part of the initial notification and may be missing while the case is being investigated.

City and county	Cases
Ona, Manatee	1
North Pole, Seminole	1
North Port, Lee	1
Oviedo, Brevard	1
Orlando, Sarasota	1
Palm Coast, Polk	1
Pacifica, Dade	1
Parker, Dade	1
Parker, Leon	1
Port Everglades, Broward	1
Plantation, Orange	1
Pompano Beach, Martin	1
Saint Petersburg, St. Lucie	1
Sandford, Seminole	1
Rye, Duval	1
Potomac, Palm Beach	1
Rex, Duval	1
Los Angeles, Hardee	1
Lewisburg, Pasco	1
Littleton, Dade	1
Macdill Air Force Base, Hillsborough	1
Miami, Manatee	1
Miami Beach, Broward	1
Manchester, Okaloosa	1
Margate, Dade	1
Marshall, Dade	1
Medford, Palm Beach	1
Middlesburg, Duval	1
Leesburg, Marion	1
Lake City, Hamilton	1
La Grange, Dade	1
Jerusalem, St. Johns	1
Harrison, Pinellas	1
Granada Hills, Broward	1
Guilford, Dade	1
Holly Ridge, Orange	1
Homeless, Polk	1
Homosassa, Hernando	1
Homosassa, Citrus	1
East Hampton, Palm Beach	1
Foley, Escambia	1
Fort Myers, Manatee	1
Fort Myers, Unknown	1
Fort Myers-, Lee	1
Gainesville, Duval	1
Davenport, Orange	1
Daytona Beach, Unknown	1
Deland, St. Lucie	1
Deltona, Orange	1
Cuttler Bay, Dade	1
Cypress, Leon	1
Coconut Creek, Dade	1
Columbus, Dade	1
Conway, Leon	1
Coventry, Broward	1
Altoona, Marion	1
Argyle, Walton	1
Athens, Duval	1
Bogota, Orange	1

COVID-19: characteristics of 2,239,982 Florida resident cases

Data through May 12, 2021 verified as of May 13, 2021 at 09:25 AM

Data in this report are provisional and subject to change.

The table below includes the cities and counties of residence for cases in Florida residents based on the patient's ZIP Code. Note that city is not always received as part of the initial notification and may be missing while the case is being investigated.

City and county	Cases
Bal Harbor, Dade	1
Bridgeport, Dade	1
Bristol, Broward	1
Bronx, Palm Beach	1
Cambridge, Broward	1
Bradenton, Dade	1
Bradenton, Osceola	1
Clermont, Seminole	1
Clermont, Volusia	1
Clewiston, Glades	1
Orlando, Walton	1
Oviedo, Lake	1
Orlando, St. Johns	1
Ocala, Duval	1
Orem, Dade	1
Orlando, Citrus	1
Orlando, Collier	1
Orlando, Hernando	1
Morrisville, Palm Beach	1
Myrtle Beach, Broward	1
Nashville, Palm Beach	1
North Brunswick, St. Lucie	1
North Grafton, Dade	1
Notrealville, Polk	1
St Cloud, Orange	1
St Helena Is, Dade	1
Rye, Palm Beach	1
Saint Petersburg, Bay	1
Plantation, Leon	1
Pooler, Broward	1
Pensacola, Dade	1
Panomo City, Bay	1
Parrish, Sarasota	1
Ridgewood, Lee	1
Roayl Palm Beach, Palm Beach	1
Roseville, Broward	1
Punta Gorda, Sarasota	1
Putnam, Putnam	1
Tinley Park, Manatee	1
Twentynine Palms, Broward	1
Vernon, Walton	1
Unknown, Manatee	1
Venezuela, Unknown	1
Waukesha, Volusia	1
Whippany, Volusia	1
Wilmington, Charlotte	1
Windermere, Alachua	1
Winfield, Hillsborough	1
Winter Garden, Unknown	1
Winter Park, Brevard	1
Xifamk, Dade	1
Buffalo, Dade	1
Canton, Duval	1
Brunswick, Polk	1
Bryceville, Duval	1
Bradentom, Manatee	1
Bradenton, Lee	1
Boca Raton, Dade	1
Boca Raton, Madison	1

COVID-19: characteristics of 2,239,982 Florida resident cases

Data through May 12, 2021 verified as of May 13, 2021 at 09:25 AM

Data in this report are provisional and subject to change.

The table below includes the cities and counties of residence for cases in Florida residents based on the patient's ZIP Code. Note that city is not always received as part of the initial notification and may be missing while the case is being investigated.

City and county	Cases
Bogota, Unknown	1
Bal Harbour, Broward	1
Atlanta, Walton	1
Attalla, Broward	1
Auburn, Palm Beach	1
Autaugaville, Broward	1
Apopka, Volusia	1
Alachua, Suwannee	1
Alafaya, Broward	1
Alafaya, Pinellas	1
Crestview, Broward	1
Clearwater, Leon	1
Charlotte, Alachua	1
Crystal River, Marion	1
Dade City, Unknown	1
Dalecity, Okaloosa	1
Daytona Beach, Orange	1
Deerfield Beach, Polk	1
Dona Vista, Lake	1
East Setauket, Palm Beach	1
El Dorado, Palm Beach	1
Fayetteville, Broward	1
Fellsmere, Brevard	1
Florida City, Unknown	1
Fort Lauderdale, Collier	1
Fort Myers, Alachua	1
Fleming Island, Duval	1
Glen Saint Mary, Duval	1
Golf, Palm Beach	1
Gainesville, Levy	1
Greensboro, Leon	1
Great Neck, Dade	1
Jacksonville, Baker	1
Jacksonville, Marion	1
Jupiter Inlet, Palm Beach	1
Holiday, Hillsborough	1
Immokalee, Walton	1
Lake Forest, Collier	1
Key West, Palm Beach	1
Kilgore, Dade	1
Land O Lakes, Unknown	1
Lawton, Okaloosa	1
Levittown, Palm Beach	1
Lima, Manatee	1
Lima, Volusia	1
Maccleenny, Dixie	1
Madison, Jefferson	1
Maitland, Collier	1
Merrick, Palm Beach	1
Metter, Manatee	1
Miami, Osceola	1
Miamiardens, Unknown	1
Miamksaohes, Dade	1
Mokena, Lee	1
Indianapolis, Lee	1
Jupiter, Pinellas	1
Kansas City, Palm Beach	1
Los Angeles, Orange	1
Maitland, Palm Beach	1

COVID-19: characteristics of 2,239,982 Florida resident cases

Data through May 12, 2021 verified as of May 13, 2021 at 09:25 AM

Data in this report are provisional and subject to change.

The table below includes the cities and counties of residence for cases in Florida residents based on the patient's ZIP Code. Note that city is not always received as part of the initial notification and may be missing while the case is being investigated.

City and county	Cases
Lake In The Hills, Broward	1
Litchfield Park, Monroe	1
Littleton, St. Johns	1
Milford, Bay	1
Milford, Unknown	1
Marianna, Leon	1
Marianna, Washington	1
Mary Esther, Hillsborough	1
Melbourne, Volusia	1
Mattoon, Lee	1
Newaygo, Charlotte	1
North Port, Charlotte	1
Opa Locka, Orange	1
Missing, Franklin	1
Na, Dade	1
Naples, Unknown	1
New Canaan, Dade	1
Eureka, Flagler	1
Evansville, Citrus	1
Denton, Broward	1
Destin, Bay	1
Dpo, Dade	1
Crescent City, Marion	1
Commerce Township, Manatee	1
Crawfordville, Alachua	1
Fort Lauderdale, Lee	1
Fort Myers, Polk	1
Fort Worth, Broward	1
Franklin, Orange	1
Frostproof, Highlands	1
Gainesville, Palm Beach	1
Gainesville, Santa Rosa	1
Glens Falls, Broward	1
Gwynn Oak, Polk	1
Brewster, Palm Beach	1
Brownsville, Escambia	1
Bryant, Palm Beach	1
Bonnie, St. Johns	1
Clearwater, Hillsborough	1
Coal City, Pasco	1
Celebration, Orange	1
Chicago, Broward	1
Austin, Dade	1
Apo, Collier	1
Big Torch Key, Monroe	1
Black, Holmes	1
Boca Raton, Lee	1
8852 Teacher Ln, Pasco	1
Addison, Pasco	1
Apopka, Citrus	1
Apopka, Hillsborough	1
Arabi, Orange	1
Unknown, Duval	1
Upland, Manatee	1
Valrico, Polk	1
Tampa, Citrus	1
Temple, Palm Beach	1
Surfside Beach, Orange	1
Sun City Center, Lee	1

COVID-19: characteristics of 2,239,982 Florida resident cases

Data through May 12, 2021 verified as of May 13, 2021 at 09:25 AM

Data in this report are provisional and subject to change.

The table below includes the cities and counties of residence for cases in Florida residents based on the patient's ZIP Code. Note that city is not always received as part of the initial notification and may be missing while the case is being investigated.

City and county	Cases
Saint Charles, Orange	1
Saint Petersburg, Duval	1
Saint Petersburg, Manatee	1
St Petersburg, Orange	1
Staten Island, Broward	1
Stiamk, Dade	1
Summerdale, Escambia	1
Scottsdale, Brevard	1
Scottsdale, Palm Beach	1
Pittsburgh, Alachua	1
Playa Del Rey, Palm Beach	1
Plymouth, Pasco	1
Port Saint Lucie, Marion	1
Roswell, Bay	1
Royal Palm, Palm Beach	1
Ruskin, Dade	1
Ruskin, Manatee	1
Pensacola Naval Hospital, Escambia	1
Oviedo, Orange	1
Pace, Escambia	1
Painted Post, Pasco	1
Palatka, Marion	1
Winnetka, Dade	1
Winter Garden, Osceola	1
Winter Haven, Leon	1
Winter Haven, Osceola	1
Winter Park, Duval	1
Winter Park, Palm Beach	1
Winter Springs, Polk	1
Youngstown, Washington	1
West Hollywood, Broward	1
Wakefield, Broward	1
Waverly, Duval	1
Wabasha, Clay	1
Wekiwa Springs, Orange	1
Wildwood, Lee	1
Willington, Lee	1
Mckinney, Broward	1
Miamc, Dade	1
Matawan, Palm Beach	1
Milford, Lee	1
Missing, Levy	1
Missing, Okeechobee	1
Monroe Township, Palm Beach	1
Monroe, Lee	1
Moore Haven, Okeechobee	1
Lake Butler, Alachua	1
Ldhl, Broward	1
Las Vegas, Palm Beach	1
Longwood, Volusia	1
Leesburg, Seminole	1
Lincoln, St. Lucie	1
Little Neck, Lee	1
Jupiter, St. Lucie	1
Kenilworth, Leon	1
Irvine, Marion	1
Istachatta, Hernando	1
Jacksonville, Orange	1
Jefferson, Dade	1

COVID-19: characteristics of 2,239,982 Florida resident cases

Data through May 12, 2021 verified as of May 13, 2021 at 09:25 AM

Data in this report are provisional and subject to change.

The table below includes the cities and counties of residence for cases in Florida residents based on the patient's ZIP Code. Note that city is not always received as part of the initial notification and may be missing while the case is being investigated.

City and county	Cases
Jonesboro, Leon	1
Key West, Duval	1
Keys West, Unknown	1
Kingsland, Nassau	1
Knoxville, Bay	1
Homeless, Monroe	1
Homeless, Pinellas	1
Howell, Dade	1
Hudson, Hernando	1
Hoclywsod, Dade	1
Holiday, Pinellas	1
Intrcsion Cty, Osceola	1
Inverness, Marion	1
Indian Rocks Beach, Duval	1
Indiantown, Palm Beach	1
Inglewood, Sarasota	1
Dallas, Hernando	1
Dearborn, Broward	1
Deer Park, Dade	1
Deerfield, Dade	1
Deland, Seminole	1
Carmel, Orange	1
Cedar Springs, Hernando	1
Caracas, Dade	1
Alpharetta, Broward	1
O, Manatee	1
Acworth, Okaloosa	1
Apopka, Clay	1
Asheville, Highlands	1
Astoria, Broward	1
Atmore, Escambia	1
Bartow, Hardee	1
Bel Air, Collier	1
Berryton, Palm Beach	1
Brooklyn, Dade	1
Brooklyn, Lee	1
Bonnie, Broward	1
Boston, Broward	1
Fort Lauderdale, Leon	1
Fort Myers, Sarasota	1
Fort Pierce, Palm Beach	1
Fort White, Clay	1
Erie, Monroe	1
Fisher Island, Unknown	1
Dayton, Lake	1
Daytona Beach, Pinellas	1
East Palatka, Hillsborough	1
Eastpoint, Leon	1
Deltona, Seminole	1
Doral, Unknown	1
Downingtown, Broward	1
Downingtown, Hillsborough	1
Dpo, Santa Rosa	1
Garden City, Alachua	1
Gaylord, Orange	1
Goodrich, Charlotte	1
Gotcha, Orange	1
Greensburg, Palm Beach	1
Harpers Ferry, Palm Beach	1

COVID-19: characteristics of 2,239,982 Florida resident cases

Data through May 12, 2021 verified as of May 13, 2021 at 09:25 AM

Data in this report are provisional and subject to change.

The table below includes the cities and counties of residence for cases in Florida residents based on the patient's ZIP Code. Note that city is not always received as part of the initial notification and may be missing while the case is being investigated.

City and county	Cases
Haines City, Osceola	1
Hernando, Marion	1
Hialeah, Collier	1
Helen, Bay	1
Topsham, Manatee	1
Town Of Nocatee, St. Johns	1
Troy, Manatee	1
Unkn, Duval	1
Sunbright, Palm Beach	1
Venetian Islands, Dade	1
West Yarmouth, St. Lucie	1
West Aplm Beach, Palm Beach	1
Waipahu, Santa Rosa	1
Ward, Polk	1
Wellborn, Columbia	1
Winter Garden, Duval	1
Woodbine, Nassau	1
Yulee, St. Johns	1
Zephyrhills, Hillsborough	1
Rileyville, Flagler	1
Prattville, Hillsborough	1
Prestonsburg, Bay	1
Quincy, Jackson	1
Rapid City, Broward	1
Saint Joseph, Volusia	1
Russellville, Bay	1
Sagamore Beach, Charlotte	1
Saint Augustine, Broward	1
Saint Cloud, Palm Beach	1
Sweetwater, Manatee	1
Syracuse, Polk	1
Tallahassee, Dade	1
Tamarac, Dade	1
Tavares, Orange	1
Suitland, Volusia	1
San Antonio, Orange	1
Seminole, Leon	1
Shirley, Flagler	1
Oakland, Lee	1
North Palm Beach, Orange	1
Oldsmar, Hillsborough	1
Olean, Alachua	1
Myakka City, Sarasota	1
New Middletown, Hillsborough	1
New Port Richey, Pinellas	1
Newberry, Marion	1
Newtown, Lake	1
Petersburg, Manatee	1
Piasa, Putnam	1
Palmetto, Pasco	1
Parma, Manatee	1
Pass-A-Grille Beach, Pinellas	1
Other, Dade	1
Palmetto Bay, Palm Beach	1
Pembroke Pines, Orange	1
Pensacola, Sumter	1
Perth Amboy, Hillsborough	1
Powell, Lee	1
Randolph, Orange	1

COVID-19: characteristics of 2,239,982 Florida resident cases

Data through May 12, 2021 verified as of May 13, 2021 at 09:25 AM

Data in this report are provisional and subject to change.

The table below includes the cities and counties of residence for cases in Florida residents based on the patient's ZIP Code. Note that city is not always received as part of the initial notification and may be missing while the case is being investigated.

City and county	Cases
Rivera Beach, Palm Beach	1
Paducah, Manatee	1
Orlando, Jackson	1
Orlando, Lee	1
Panama City, Unknown	1
Ocala, Citrus	1
Ocoee, Unknown	1
Odessa, Dade	1
Nantucket, Palm Beach	1
New Vernon, Palm Beach	1
Oldsray, Manatee	1
Newberry, Levy	1
Seffener, Hillsborough	1
Seminole, Lee	1
Saint Petersburg, Charlotte	1
Port Orange, Brevard	1
Saint Augustine, Flagler	1
Saint George, Baker	1
South Hempstead, Alachua	1
Sanford, Orange	1
Summerfield, Unknown	1
Stratford, Broward	1
Sunrise, Dade	1
Tallahassee, Madison	1
Tallahassee, Pinellas	1
Watersound, Bay	1
White Plains, Broward	1
Whites Creek, Leon	1
Windermere, Volusia	1
Wtixrat, Dade	1
Toms River, Lee	1
Tourist, Dade	1
University Of Central Florida, Lee	1
Unk, Duval	1
Trenton, Dixie	1
Ventura, Orange	1
Vero Beach, Unknown	1
Dover, Lee	1
Davenport, Lake	1
Dayton, Citrus	1
Dayton, Orange	1
Dearborn Heights, Hillsborough	1
Edgewood, Broward	1
Elkton, Putnam	1
Cincinnati, Dade	1
Chesterfield, Broward	1
Carteret, Polk	1
Connellsville, Highlands	1
Armstrong, St. Johns	1
Atl, Brevard	1
Alva, Escambia	1
Andalusia, Escambia	1
Arcadia, Highlands	1
Baker, Santa Rosa	1
Belleville, Palm Beach	1
Belmont, Santa Rosa	1
Blountstown, Broward	1
Bronson, Alachua	1
Brooker, Alachua	1

COVID-19: characteristics of 2,239,982 Florida resident cases

Data through May 12, 2021 verified as of May 13, 2021 at 09:25 AM

Data in this report are provisional and subject to change.

The table below includes the cities and counties of residence for cases in Florida residents based on the patient's ZIP Code. Note that city is not always received as part of the initial notification and may be missing while the case is being investigated.

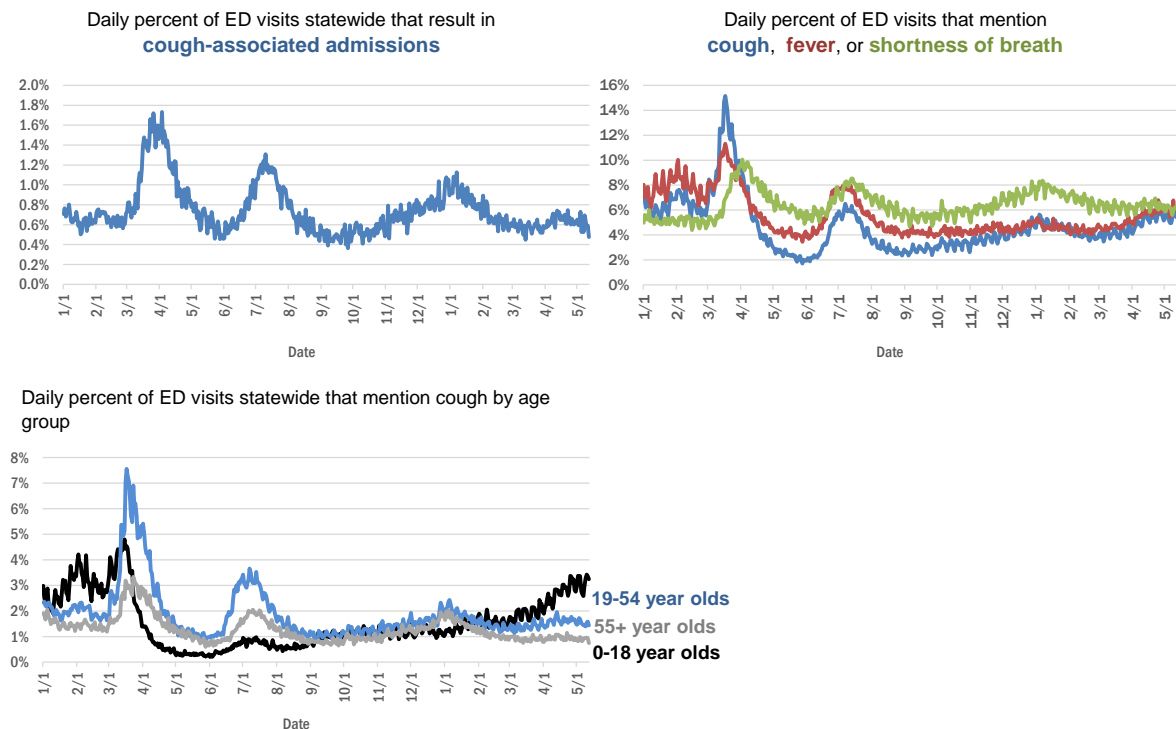
City and county	Cases
Brandon, Pinellas	1
Bradenton, Clay	1
Bonita, Lee	1
Bocaraten, Palm Beach	1
Hudson, Pinellas	1
Indian Rock Beach, Palm Beach	1
Hoosick Falls, Broward	1
Interlachen, Duval	1
Kaclsonville, Duval	1
Kechi, Orange	1
Fort Myers, Broward	1
Floral, Okaloosa	1
Forestville, Volusia	1
Gainesville, Okaloosa	1
Hialeahgardens, Dade	1
Hiram, Leon	1
Greenbrier, Bay	1
Greenville, Palm Beach	1
Groveland, Orange	1
Kure Beach, Monroe	1
Lakeland, Palm Beach	1
Leesburg, Broward	1
Longwood, Broward	1
Lucedale, St. Lucie	1
Maccleddy, Duval	1
Mantua, Broward	1
Jacksonville, Nassau	1
Mexico, Orange	1
Miami Gardens, Unknown	1
Middletown, Osceola	1
Mayaguez, Dade	1
Monroe, Hillsborough	1
Missing, Gilchrist	1
Total	2,239,982

COVID-19: additional surveillance information

Data through May 12, 2021 verified as of May 13, 2021 at 09:25 AM

Data in this report are provisional and subject to change.

Statewide emergency department (ED) chief complaint and admission data



The Electronic Surveillance System for the Early Notification of Community-Based Epidemics (ESSENCE-FL) includes chief complaint data from 211 of 211 Florida EDs. Data are transmitted electronically to ESSENCE-FL daily or hourly.

COVID-19: testing by laboratory

Data through May 12, 2021 verified as of May 13, 2021 at 09:25 AM

Data in this report are provisional and subject to change.

The numbers in the table below represent the number of Florida and non-Florida residents for whom test results were received by the Department of Health. A person can be tested by more than one laboratory and can have both positive and negative results. **Therefore, the sum of the numbers in each column will be larger than the total number of people tested.**

Reporting lab	Inconclusive	Negative	Positive	Percent positive	Total
CURATIVE LABS	16,680	1,835,430	286,583	13%	2,138,693
LABORATORY CORPORATION OF AMERICA	2,677	1,723,884	233,352	12%	1,959,913
QUEST DIAGNOSTICS	12,519	1,442,848	211,189	13%	1,666,556
BIO REFERENCE LABORATORIES, INC	7,571	992,307	191,120	16%	1,190,998
HELIX	10,880	785,650	136,137	15%	932,667
REALTOX LABS LLC	7,081	634,011	104,102	14%	745,194
NOMI_HEALTH	3,717	612,651	83,241	12%	699,609
RCA LABORATORY SERVICES, LLC/GENETWORX		513,953	57,246	10%	571,199
PALM BEACH BALLPARK		422,496	47,587	10%	470,083
GENETWORX	661	390,596	33,004	8%	424,261
PWNHEALTH	2,384	350,406	48,312	12%	401,102
CDR MAGUIRE - HEALTH CARE CENTER		338,620	51,563	13%	390,183
IMPACT HEALTH BIOMETRIC TESTING, INC	1,055	239,756	28,874	11%	269,685
BPHL-JACKSONVILLE	18	208,539	35,690	15%	244,247
EAST FLORIDA STATE COLLEGE - BREVARD		212,886	26,986	11%	239,872
ADVENTHEALTH LAB	99	196,362	25,180	11%	221,641
FULGENT DIAGNOSTICS LABORATORY	4,255	185,936	21,386	10%	211,577
BPHL-MIAMI	225	179,687	29,228	14%	209,140
NOMI HEALTH LAB SERVICES		172,682	20,009	10%	192,691
MAKO GENOMICS	8,275	147,310	27,141	15%	182,726
AEGIS SCIENCES CORPORATION	1,458	146,120	22,802	13%	170,380
CB SMITH PARK		150,114	18,793	11%	168,907
BAYCARE LABORATORIES LLC	692	153,233	12,734	8%	166,659
MAYO CLINIC LABORATORIES	346	147,511	18,048	11%	165,905
MEMORIAL REGIONAL HOSPITAL SOUTH	31	130,344	25,957	17%	156,332
ORLANDO HEALTH SYSTEM	687	140,096	14,050	9%	154,833
ELABNETWORK	1,059	139,893	12,028	8%	152,980
ASCENSION SACRED HEART HOSPITAL - PENSACOLA	2	119,458	18,204	13%	137,664
BIOCOLLECTIONS WORLDWIDE, INC	779	120,070	13,961	10%	134,810
NORTHWEST LABORATORY	247	121,153	6,479	5%	127,879
AKESOGEN		107,165	20,692	16%	127,857
TESTING MATTERS INC	1,480	104,936	19,810	16%	126,226
BPHL-TAMPA (SPECTRUM BLVD)	46	98,669	18,204	16%	116,919
ADVENT HEALTH LAB	112	101,258	13,955	12%	115,325
UF HEALTH MEDICAL LAB	33	105,176	9,874	9%	115,083
TAMPA GENERAL HOSPITAL	4	104,577	9,945	9%	114,526
MEDICAL DIAGNOSTIC LABORATORIES	977	98,616	14,224	12%	113,817
BAPTIST HEALTH SOUTH FLORIDA	402	91,942	13,544	13%	105,888
DIATHERIX LABORATORIES (VRL EUROFINS)	1	91,985	13,514	13%	105,500
KORVALABS, INC	1,286	92,736	4,755	5%	98,777
SUNPATH MEDICAL DIAGNOSTICS LABORATORY	848	80,805	12,473	13%	94,126
ASCENSION ST VINCENT'S - RIVERSIDE	2	77,235	10,724	12%	87,961
LAKELAND REGIONAL MEDICAL CENTER	292	77,303	9,972	11%	87,567
JACKSON MEMORIAL HOSPITAL CLINICAL LAB	79	74,125	12,546	14%	86,750
SOUTH MIAMI HOSPITAL LAB	483	75,567	10,385	12%	86,435
MINUTECLINIC LLC		69,317	11,429	14%	80,746

COVID-19: testing by laboratory

Data through May 12, 2021 verified as of May 13, 2021 at 09:25 AM

Data in this report are provisional and subject to change.

The numbers in the table below represent the number of Florida and non-Florida residents for whom test results were received by the Department of Health. A person can be tested by more than one laboratory and can have both positive and negative results. **Therefore, the sum of the numbers in each column will be larger than the total number of people tested.**

Reporting lab	Inconclusive	Negative	Positive	Percent positive	Total
INGENIOUS PERSONALIZED MEDICINE	267	65,814	13,005	16%	79,086
UF HEALTH SHANDS HOSPITAL	542	69,108	4,909	7%	74,559
AMERICAN HEALTH ASSOCIATES	9	67,467	5,461	7%	72,937
APPLIED INGENUITY DIAGNOSTICS LLC		65,761	3,391	5%	69,152
AIT LABORATORIES		56,584	6,936	11%	63,520
BAPTIST HEALTH - JACKSONVILLE	4	57,437	4,269	7%	61,710
GENESIS REFERENCE LABORATORIES		54,494	5,537	9%	60,031
ADVENTIST HEALTH SYSTEMS SUNBELT INC DBA		51,626	6,712	12%	58,338
AMELIA EARTHART		48,599	7,986	14%	56,585
SARASOTA MEMORIAL HOSPITAL MAIN LAB	12	51,799	4,242	8%	56,053
NICKLAUS CHILDREN'S HOSPITAL	74	48,782	5,964	11%	54,820
TALLAHASSEE MEMORIAL HOSPITAL	242	48,424	5,693	10%	54,359
BROWARD GENERAL MEDICAL CENTER-CLINICAL LAB	2	48,998	5,281	10%	54,281
ARUP LABORATORIES	16	50,114	2,926	6%	53,056
FLORIDA HOSPITAL - TAMPA	37	47,500	3,682	7%	51,219
MEDFAST URGENT CARE CENTERS, LLC	20	43,622	6,514	13%	50,156
DWIC OF TAMPA BAY INC		43,443	5,915	12%	49,358
INTEGRATED REGIONAL LABORATORIES LLP	16	41,001	5,710	12%	46,727
VIRACOR EUROFINIS		36,104	9,851	21%	45,955
MILLENNIUM PHYSICIAN GROUP	17	38,148	7,488	16%	45,653
UNIVERSITY OF MIAMI HOSPITAL	159	41,306	4,043	9%	45,508
LEE HEALTH - CAPE CORAL HOSPITAL	3	38,986	6,154	14%	45,143
UF HEALTH JACKSONVILLE	61	39,432	4,392	10%	43,885
ECCO LAB GROUP CO	547	36,653	4,810	11%	42,010
MOUNT SINAI MEDICAL CENTER	15	35,400	3,690	9%	39,105
NORTH FLORIDA REGIONAL MEDICAL CENTER		34,845	3,775	10%	38,620
ST JOSEPHS HOSPITAL LABORATORY	23	33,966	4,229	11%	38,218
NIGHT LITE PEDIATRIC CENTER LLC		34,283	3,517	9%	37,800
BRANDON REGIONAL HOSPITAL		33,135	4,261	11%	37,396
ORANGE COUNTY CONVENTION CENTER		33,330	3,721	10%	37,051
STS LAB 2 LLC	6	34,248	1,880	5%	36,134
WALGREENS	38	30,458	5,612	16%	36,108
GENESIS MEDICAL LABORATORY	474	30,359	5,258	15%	36,091
MIAMI DADE COUNTY		32,091	3,527	10%	35,618
JUPITER MEDICAL CENTER LAB	88	31,488	3,005	9%	34,581
JFK MEDICAL CENTER LAB	1	29,912	3,710	11%	33,623
PALMETTO GENERAL HOSPITAL LAB	3	27,716	5,200	16%	32,919
HOLY CROSS HOSPITAL CLINICAL LAB	1	30,119	2,766	8%	32,886
WATSON CLINIC LLP		25,905	6,053	19%	31,958
AVENTUS BIO LABS	17	27,051	3,663	12%	30,731
CLEVELAND CLINIC TRADITION HOSPITAL		27,031	2,208	8%	29,239
CLEVELAND CLINIC HOSPITAL LAB	4	25,756	2,685	9%	28,445
INFINITY BIOLOGIX LLC (GINKO BIOWORKS)	118	26,876	1,246	4%	28,240
MIAMI BEACH CONVENTION CENTER		26,105	2,110	7%	28,215

COVID-19: testing by laboratory

Data through May 12, 2021 verified as of May 13, 2021 at 09:25 AM

Data in this report are provisional and subject to change.

The numbers in the table below represent the number of Florida and non-Florida residents for whom test results were received by the Department of Health. A person can be tested by more than one laboratory and can have both positive and negative results. **Therefore, the sum of the numbers in each column will be larger than the total number of people tested.**

Reporting lab	Inconclusive	Negative	Positive	Percent positive	Total
MALABAR MEDICAL WALK IN CLINIC	1	23,554	4,615	16%	28,170
HEALTHLINK DIAGNOSTIC LABORATORIES	301	25,203	2,484	9%	27,988
ACCESS DX LABORATORY	234	24,499	2,162	8%	26,895
MORTON PLANT HOSPITAL-ADLER INSTITUTE	26	23,850	2,900	11%	26,776
SAINT MARY'S MEDICAL CENTER	27	22,980	2,513	10%	25,520
UNITED CLINICAL LABORATORY LLC	3	22,341	2,803	11%	25,147
LAB DIAGNOSTICS LLC	401	19,246	5,388	22%	25,035
DRS CLACK SPENCER WHITE & MCCORMACK PA D/B/A		22,449	2,182	9%	24,631
BAYFRONT HEALTH - ST PETERSBURG	17	21,467	2,716	11%	24,200
PANCARE OF FLORIDA INC		21,314	2,574	11%	23,888
STATLAB_MOBILE	1	20,547	2,064	9%	22,612
NAPLES COMMUNITY HOSPITAL	76	20,054	2,080	9%	22,210
PATIENTS FIRST LAKE ELLA MEDICAL CENTER PA		18,630	3,345	15%	21,975
HOMESTEAD HOSPITAL CLINICAL LABORATORY	27	17,822	3,657	17%	21,506
LEESBURG REGIONAL MEDICAL CENTER		18,907	2,548	12%	21,455
VISTA CLINICAL DIAGNOSTICS	492	18,712	2,232	10%	21,436
CLARITY LAB SOLUTIONS	114	19,114	2,183	10%	21,411
LAWNWOOD REGIONAL MEDICAL CENTER	1	18,832	2,505	12%	21,338
SYNERGY DIAGNOSTIC LABORATORY	98	18,388	2,500	12%	20,986
OSCEOLA REGIONAL MEDICAL CENTER	1	18,452	2,516	12%	20,969
NORTHWEST MEDICAL CENTER	1	18,369	2,473	12%	20,843
ADVENT HEALTH - DAYTONA BEACH	32	18,890	1,784	9%	20,706
MEMORIAL HOSPITAL JACKSONVILLE	8	17,572	2,924	14%	20,504
EXACT SCIENCES LABORATORIES	1	18,177	2,309	11%	20,487
ORANGE PARK MEDICAL CENTER	9	16,874	2,902	15%	19,785
BETHESDA HOSPITAL EAST		17,843	1,708	9%	19,551
OAK HILL HOSPITAL		17,278	2,092	11%	19,370
LABS ASAP LLC		17,555	1,653	9%	19,208
DELRAY MEDICAL CENTER LAB	3	17,337	1,840	10%	19,180
MEMORIAL REGIONAL HOSPITAL CLINICAL LABORATORY	11	17,693	1,151	6%	18,855
INDIAN RIVER PATHOLOGY LLC		17,482	1,350	7%	18,832
MEDRITE MEDICAL CARE, PC	6,840	10,853	1,046	6%	18,739
WEST KENDALL BAPTIST HOSPITAL	14	15,057	3,332	18%	18,403
BAPTIST HEALTH - SOUTH		17,031	1,356	7%	18,387
NEMOURS CHILDRENS HOSPITAL	1	17,236	1,080	6%	18,317
ADVENTHEALTH CENTRA CARE LAKE BUENA VISTA		15,948	2,193	12%	18,141
LARGO MEDICAL CENTER		15,854	1,873	11%	17,727
WINTER HAVEN HOSPITAL CLINICAL LABORATORY	4	14,990	2,642	15%	17,636
HEALTH CENTER AT SINAI RESIDENCES		16,924	506	3%	17,430
MOLECULAR INFECTIOUS DISEASES	661	15,926	745	4%	17,332
MEDICAL CENTER OF TRINITY CLINICAL LABORATORY	2	15,535	1,740	10%	17,277
BIOCERNA LABS	461	14,582	2,112	12%	17,155
PALMS WEST HOSPITAL LAB	2	14,898	2,198	13%	17,098
ACCESS MEDICAL LABORATORIES	4	8,756	8,336	49%	17,096

COVID-19: testing by laboratory

Data through May 12, 2021 verified as of May 13, 2021 at 09:25 AM

Data in this report are provisional and subject to change.

The numbers in the table below represent the number of Florida and non-Florida residents for whom test results were received by the Department of Health. A person can be tested by more than one laboratory and can have both positive and negative results. **Therefore, the sum of the numbers in each column will be larger than the total number of people tested.**

Reporting lab	Inconclusive	Negative	Positive	Percent positive	Total
NATIONWIDE LABORATORY SERVICES INC	565	14,327	1,893	11%	16,785
THE HEALTHCARE DISTRICT OF PALM BEACH COUNTY	51	14,633	2,063	12%	16,747
FULGENT DIAGNOSTICS	172	15,472	1,009	6%	16,653
UHEALTH CORAL GABLES/LENNAR MED CTR	55	15,368	1,105	7%	16,528
BAPTIST HEALTHCARE - BAPTIST HOSPITAL	6	13,112	3,335	20%	16,453
LEE HEALTH - LEE MEMORIAL HOSPITAL		12,616	3,814	23%	16,430
MERCY HOSPITAL A CAMPUS OF PLANTATION GEN HOSP LAB	1	13,919	2,365	15%	16,285
WELLINGTON REGIONAL MED CTR LAB	6	14,468	1,798	11%	16,272
PRIVA PATH LABS	83	15,045	1,023	6%	16,151
WEST FLORIDA HOSPITAL LAB	2	12,923	3,202	20%	16,127
WESTSIDE REGIONAL MED CTR	2	13,764	2,305	14%	16,071
GOOD SAMARITAN MEDICAL CENTER LAB	2	14,054	1,983	12%	16,039
REGIONAL MEDICAL CENTER BAYONET POINT	2	14,631	1,271	8%	15,904
LEE DAVIS COMMUNITY RESOURCE CENTER		13,438	2,253	14%	15,691
THE VILLAGES REGIONAL HOSPITAL		13,888	1,454	9%	15,342
GULF COAST MEDICAL CENTER MICROLAB		12,002	3,167	21%	15,169
CARDIOPATH	84	13,146	1,930	13%	15,160
AVENTURA HOSPITAL LAB		12,280	2,723	18%	15,003
CORAL GABLES HOSPITAL CLINICAL LABORATORY		12,766	2,131	14%	14,897
NONA SCIENTIFIC	5	11,546	3,174	22%	14,725
CAPITAL REGIONAL MEDICAL CTR		12,024	2,559	18%	14,583
BAPTIST HEALTH SOUTH FLORIDA - WEST KENDALL URGENT CARE		12,189	2,373	16%	14,562
PRECISION HEALTH RESOURCES LLC		13,602	947	7%	14,549
INDIAN RIVER MEDICAL CENTER LAB		13,669	852	6%	14,521
BLAKE MEDICAL CENTER		12,746	1,658	12%	14,404
WEST BOCA MEDICAL CENTER LAB		13,354	1,027	7%	14,381
HALIFAX MEDICAL CENTER LAB	40	12,115	2,073	15%	14,228
LEE HEALTH - HEALTH PARK MEDICAL CENTER		11,954	2,175	15%	14,129
MANATEE MEMORIAL HOSPITAL		12,787	1,164	8%	13,951
PALM BEACH GARDENS MEDICAL CTR LAB		12,412	1,325	10%	13,737
ST ANTHONY'S HOSPITAL LAB	30	11,947	1,668	12%	13,645
CernerELR_Advent		11,917	1,604	12%	13,521
FAU		12,389	1,131	8%	13,520
PHYSICIANS REGIONAL MEDICAL CENTER - PINE RIDGE RD	1	12,198	1,304	10%	13,503
PLANTATION GENERAL HOSPITAL		11,374	2,008	15%	13,382
LAKE CITY MEDICAL CENTER		10,867	2,352	18%	13,219
ST JOSEPHS HOSPITAL	18	11,136	1,898	15%	13,052
FLORIDA HOSPITAL HEARTLAND MED CTR CLINICAL LAB	33	11,364	1,591	12%	12,988
FLORIDA LABORATORY ANALYSIS		11,341	1,579	12%	12,920
FLORIDA MEDICAL CENTER - A CAMPUS OF NORTH SHORE	2	11,286	1,523	12%	12,811
ADVENTHEALTH CENTRA CARE WATERFORD LAKES		10,671	2,080	16%	12,751
PATHNOSTICS	46	10,203	2,473	19%	12,722
GENOVA DIAGNOSTICS LABORATORY	70	11,485	1,135	9%	12,690
LARKIN COMMUNITY HOSPITAL	10	11,057	1,586	13%	12,653
CENTRAL FLORIDA REGIONAL HOSPITAL		11,222	1,296	10%	12,518
JOHNS HOPKINS ALL CHILDREN'S HOSPITAL		11,568	733	6%	12,301

COVID-19: testing by laboratory

Data through May 12, 2021 verified as of May 13, 2021 at 09:25 AM

Data in this report are provisional and subject to change.

The numbers in the table below represent the number of Florida and non-Florida residents for whom test results were received by the Department of Health. A person can be tested by more than one laboratory and can have both positive and negative results. **Therefore, the sum of the numbers in each column will be larger than the total number of people tested.**

Reporting lab	Inconclusive	Negative	Positive	Percent positive	Total
NORTHSIDE HOSPITAL AND HEART INSTITUTE		11,080	1,165	10%	12,245
EXPRESS GENE MOLECULAR DIAGNOSTICS LABORATORY	1	10,658	1,585	13%	12,244
ADVENT HEALTH - WESLEY CHAPEL	14	11,079	1,148	9%	12,241
DOCTORS HOSPITAL	7	10,330	1,877	15%	12,214
LAKE CITY HM		11,147	988	8%	12,135
BINAXNOW	10	9,185	2,932	24%	12,127
MEASE COUNTRYSIDE LAB	14	10,746	1,339	11%	12,099
PWN HEALTH	17	9,961	2,085	17%	12,063
COAST DIAGNOSTICS LLC	54	10,716	1,286	11%	12,056
VIKOR SCIENTIFIC	49	10,086	1,888	16%	12,023
CORAL SPRINGS MED CTR		10,807	1,163	10%	11,970
FLORIDA HOSPITAL WATERMAN LABORATORY	70	10,997	865	7%	11,932
HEALTHQUEST ESOTERICS		10,261	1,660	14%	11,921
FLORIDA HOSPITAL DELAND	10	10,451	1,412	12%	11,873
ADVENTHEALTH CENTRA CARE ST CLOUD	1	10,129	1,689	14%	11,819
BAPTIST HEALTH SOUTH FLORIDA - COUNTRY WALK URGENT CARE		9,777	2,028	17%	11,805
ST MARKS HOSPITAL LABORATORY B	78	10,627	1,002	9%	11,707
SARKIS CLINICAL TRIALS	25	10,192	1,385	12%	11,602
WEST PALM HOSPITAL LAB		10,676	868	8%	11,544
AMERICAN FAMILY CARE	1	6,932	4,542	40%	11,475
LEON MEDICAL CENTERS LLC		9,147	2,249	20%	11,396
GENE BY GENE, GENOMICS RESEARCH CENTER LAB	44	10,602	707	6%	11,353
SYNERGY LABORATORIES	37	10,057	1,228	11%	11,322
NCF DIAGNOSTICS & DNA TECHNOLOGIES LAB	275	10,318	572	5%	11,165
H LEE MOFFITT CANCER CENTER LABORATORY	4	10,861	289	3%	11,154
FLORIDA HOSPITAL FLAGLER	29	10,049	1,000	9%	11,078
MEDARBOR DIAGNOSTICS	1	9,635	1,161	11%	10,797
OCALA REGIONAL MEDICAL CENTER		9,497	1,297	12%	10,794
BROWARD HEALTH NORTH CLINICAL LABORATORY		9,512	1,170	11%	10,682
FLORIDA HOSPITAL Ocala		9,512	1,140	11%	10,652
LABSTAT LLC	26	10,086	492	5%	10,604
NCH DOWNTOWN NAPLES HOSPITAL	18	9,640	837	8%	10,495
LARKIN COMMUNITY HOSPITAL INC DBA CARDIOTROPIC		6,819	3,620	35%	10,439
NORTH SHORE MEDICAL CENTER		8,723	1,699	16%	10,422
FLORIDA HOSPITAL OF CARROLLWOOD	23	8,914	1,483	14%	10,420
INDIAN RIVER MEDICAL CENTER		9,209	1,140	11%	10,349
AVECINA MEDICAL	4	6,210	4,120	40%	10,334
ADVENTHEALTH CENTRA CARE CLERMONT		8,884	1,427	14%	10,311
LEE HEALTH - GULF COAST MEDICAL CENTER	2	8,439	1,825	18%	10,266
FIRST CHOICE LABORATORY LLC	112	9,522	619	6%	10,253
FLORIDA HOSPITAL ZEPHYRHILLS	10	9,036	1,136	11%	10,182
SANTA ROSA MEDICAL CENTER	2	8,521	1,561	15%	10,084
ADVENTHEALTH CENTRA CARE UNIVERSITY	1	8,878	1,192	12%	10,071
NCH NORTH NAPLES HOSPITAL	10	9,112	921	9%	10,043
P4 CLINICAL, LLC	205	8,817	996	10%	10,018
ANNE BATES LEACH EYE HOSPITAL/ ABLEH MICROBIOLOGY LABORATORY	9	9,798	134	1%	9,941

COVID-19: testing by laboratory

Data through May 12, 2021 verified as of May 13, 2021 at 09:25 AM

Data in this report are provisional and subject to change.

The numbers in the table below represent the number of Florida and non-Florida residents for whom test results were received by the Department of Health. A person can be tested by more than one laboratory and can have both positive and negative results. **Therefore, the sum of the numbers in each column will be larger than the total number of people tested.**

Reporting lab	Inconclusive	Negative	Positive	Percent positive	Total
BAPTIST HEALTH - BEACHES		9,233	696	7%	9,929
LEE HEALTH CONVENIENT CARE - PAGE FIELD		8,852	1,048	11%	9,900
ADVENTHEALTH CENTRA CARE WINTER PARK		8,845	1,036	10%	9,881
ADVENTHEALTH CENTRA CARE WINTER GARDEN	1	8,739	1,136	12%	9,876
SRQ DRIVE THROUGH		8,944	905	9%	9,849
PARAMOUNT URGENT CARE	4	6,182	3,595	37%	9,781
ST LUCIE MEDICAL CENTER		8,059	1,700	17%	9,759
AVECINA	20	9,009	705	7%	9,734
BOSTON HEART DIAGNOSTICS CORP		8,470	1,219	13%	9,689
CLEVELAND CLINIC MARTIN NORTH HOSPITAL		8,645	1,013	10%	9,658
PALM BEACH BALL PARK		8,607	1,039	11%	9,646
CLEVELAND CLINIC MARTIN SOUTH HOSPITAL	1	8,554	994	10%	9,549
MINUTECLINIC LLC		8,213	1,330	14%	9,543
MEMORIAL HOSPITAL WEST LABORATORY SERVICES	15	8,693	834	9%	9,542
BAPTIST HEALTH SOUTH FLORIDA - MIAMI LAKES URGENT CARE		7,511	2,008	21%	9,519
MEMORIAL HOSPITAL MICRO		8,904	605	6%	9,509
ADVENTHEALTH CENTRA CARE LAKELAND	1	8,170	1,304	14%	9,475
UNIVERSITY HOSPITAL AND MEDICAL CENTER		7,913	1,438	15%	9,351
BAYCARE COMMUNITY HEALTH		9,078	199	2%	9,277
SOUTH BAY HOSPITAL CLINICAL LAB	1	8,279	976	11%	9,256
INFORM DIAGNOSTICS, INC		8,669	529	6%	9,198
ADVENTHEALTH CENTRA CARE LEE ROAD		8,031	965	11%	8,996
ADVENTHEALTH CENTRA CARE HUNTERS CREEK	3	7,806	1,183	13%	8,992
POINCIANA MEDICAL CENTER		7,101	1,890	21%	8,991
CERNERELR_BAYCARE	43	8,320	616	7%	8,979
WEST MARION COMMUNITY HOSPITAL LAB		7,522	1,414	16%	8,936
ADVENTHEALTH EXPRESS CARE		7,421	1,514	17%	8,935
QDX PATHOLOGY SERVICES	2	8,400	423	5%	8,825
KD MEDICAL CHOICE LLC	5	8,045	772	9%	8,822
ADVENTHEALTH CENTRA CARE SANFORD		7,725	1,093	12%	8,818
FLORIDA HOSPITAL FISH MEMORIAL	19	7,493	1,289	15%	8,801
LAKEWOOD RANCH MEDICAL CENTER		8,022	678	8%	8,700
BAYFRONT HEALTH - PORT CHARLOTTE		8,026	669	8%	8,695
ISPM LABS, LLC DBA CAPSTONE DIAGNOSTICS, LLC		8,135	404	5%	8,539
MORTON PLANT-MEASE	5	7,656	841	10%	8,502
ATLANTIS URGENT CARE	12	6,692	1,795	21%	8,499
ADVENTHEALTH CENTRA CARE DR PHILLIPS		7,562	841	10%	8,403
ADVENTHEALTH CENTRA CARE LAKE MARY	2	7,305	1,075	13%	8,382
ADVENTHEALTH CENTRA CARE APOPKA	1	7,183	1,192	14%	8,376
AVECINA MEDICAL OAKLEAF	3	6,977	1,330	16%	8,310
ARCPPOINT LABS OF FORT MYERS	5	7,336	958	12%	8,299
EMERALD COAST URGENT CARE		6,554	1,737	21%	8,291
HIALEAH HOSPITAL	4	6,475	1,811	22%	8,290
BAPTIST HEALTH SOUTH FLORIDA - WESTCHESTER URGENT CARE		6,850	1,438	17%	8,288
ADVENTHEALTH CENTRA CARE MOUNT DORA		7,044	1,232	15%	8,276
EGLIN AIR FORCE BASE	14	6,466	1,792	22%	8,272

COVID-19: testing by laboratory

Data through May 12, 2021 verified as of May 13, 2021 at 09:25 AM

Data in this report are provisional and subject to change.

The numbers in the table below represent the number of Florida and non-Florida residents for whom test results were received by the Department of Health. A person can be tested by more than one laboratory and can have both positive and negative results. **Therefore, the sum of the numbers in each column will be larger than the total number of people tested.**

Reporting lab	Inconclusive	Negative	Positive	Percent positive	Total
ADVENTIST HEALTH SYSTEMS, SUNBELT INC		7,117	1,129	14%	8,246
SPORTS DRUG TESTING LABORATORY	149	7,861	226	3%	8,236
CERNERELR_BAPTISTMIAMI	31	7,313	862	11%	8,206
ADVENTHEALTH CENTRA CARE KISSIMMEE		7,303	849	10%	8,152
MINUTECLINIC LLC #1067		6,903	1,132	14%	8,035
BAPTIST HEALTH SOUTH FLORIDA - DORAL URGENT CARE		6,474	1,554	19%	8,028
OVIEDO MEDICAL CENTER		7,123	807	10%	7,930
WELLINGTON REGIONAL MEDICAL CENTER		7,193	628	8%	7,821
EMPIRE CITY LABORATORIES INC	99	6,609	1,096	14%	7,804
BAPTIST HEALTH - NASSAU		7,410	377	5%	7,787
HOLMES REG MED CENTER CLINICAL LAB		6,947	796	10%	7,743
ADVENTHEALTH CENTRA CARE ALTAMONTE		6,746	963	12%	7,709
DYNIX DIAGNOSTIX		6,907	739	10%	7,646
MEDEXPRESS URGENT CARE OF BOYNTON BEACH LLC		7,018	628	8%	7,646
COMMUNITY HEALTH CENTERS OF PINELLAS INC	2	6,229	1,413	18%	7,644
NCH NORTH NAPLES HOSPITAL LAB	15	6,733	833	11%	7,581
ST PETERSBURG GENERAL HOSPITAL		6,469	1,081	14%	7,550
MINUTECLINIC LLC #8396		6,396	1,129	15%	7,525
IMPERIAL POINT MEDICAL CENTER		6,870	652	9%	7,522
GENOSUR LLC	26	7,376	98	1%	7,500
MEDEXPRESS URGENT CARE HUDSON		6,454	1,044	14%	7,498
SUNCOAST PATHOLOGY ASSOCIATES		6,876	622	8%	7,498
MEDEXPRESS URGENT CARE	2	5,204	2,238	30%	7,444
PARAMOUNT URGENT CARE INC	1	4,906	2,510	34%	7,417
ADVENT HEALTH - HEART OF FLORIDA ER	1	6,363	969	13%	7,333
MINUTECLINIC		6,244	1,059	15%	7,303
ADVENTHEALTH CENTRA CARE AZALEA PARK		6,237	1,052	14%	7,289
HOLIDAY CVS LLC		6,869	408	6%	7,277
AVERO DIAGNOSTICS - IRVING	11	6,688	478	7%	7,177
PHARMCO RX	2	6,789	339	5%	7,130
AHCC WESLEY CHAPEL		6,293	826	12%	7,119
SPECTOR SCIENTIFIC LAB	21	5,959	1,105	16%	7,085
ST JOSEPHS NORTH HOSPITAL LAB	7	6,030	1,040	15%	7,077
CLINICAL REFERENCE LABORATORY	2	6,697	371	5%	7,070
ADVENTHEALTH CENTRA CARE OVIEDO		6,085	975	14%	7,060
UNKNOWN	6	3,542	3,484	50%	7,032
ACUTIS DIAGNOSTICS	171	5,707	1,153	16%	7,031
FORT WALTON BEACH MEDICAL CENTER		6,025	948	14%	6,973
MINUTE CLINIC LLC		6,085	885	13%	6,970
FLORIDA FAMILY LABORATORY, INC DBA	59	6,373	499	7%	6,931
MINUTECLINIC LLC #3703		5,619	1,298	19%	6,917
FLORIDA COMMUNITY HEALTH CENTER		5,565	1,306	19%	6,871
LUMINUS DIAGNOSTICS		6,285	562	8%	6,847
FLORIDA HOSPITAL NORTH PINELLAS	11	6,274	542	8%	6,827
SOLARIS DIAGNOSTICS	11	6,205	606	9%	6,822
RAULERSON HOSPITAL		5,877	888	13%	6,765

COVID-19: testing by laboratory

Data through May 12, 2021 verified as of May 13, 2021 at 09:25 AM

Data in this report are provisional and subject to change.

The numbers in the table below represent the number of Florida and non-Florida residents for whom test results were received by the Department of Health. A person can be tested by more than one laboratory and can have both positive and negative results. **Therefore, the sum of the numbers in each column will be larger than the total number of people tested.**

Reporting lab	Inconclusive	Negative	Positive	Percent positive	Total
ANGEL KIDS PEDIATRICS		6,387	361	5%	6,748
VISTA CLINICAL	8	3,910	2,727	41%	6,645
MEDCOMP SCIENCES LLC	142	4,368	2,115	32%	6,625
DOCTORS URGENT CARE LLC	1	5,409	1,190	18%	6,600
MICROGEN DX	4	5,790	732	11%	6,526
ADVENTHEALTH CENTRA CARE LONGWOOD		5,624	824	13%	6,448
PUTNAM COMMUNITY MEDICAL CENTER		5,646	792	12%	6,438
LABORATORY OF FLORIDA LLC	41	5,828	568	9%	6,437
BAPTIST HEALTH SOUTH FLORIDA - PEMBROKE PINES URGENT CARE		5,337	1,098	17%	6,435
ADVENTHEALTH CENTRA CARE SOUTH ORANGE		5,529	896	14%	6,425
NORTHWEST FLORIDA COMMUNITY HOSPITAL	47	4,895	1,481	23%	6,423
ADVENTHEALTH CENTRA CARE PORT ORANGE		5,393	969	15%	6,362
ADVENTHEALTH CENTRA CARE ORANGE LAKE		5,555	787	12%	6,342
DOCTORS URGENT CARE OF LUTZ LLC	1	5,155	1,180	19%	6,336
PEDIATRIC HEALTH CARE ALLIANCE PA		5,800	510	8%	6,310
URGENT CARE OF THE PALM BEACHES		5,255	1,044	17%	6,299
SOUTH FLORIDA BAPTIST HOSPITAL MICRO	4	5,220	1,066	17%	6,290
MEDIPATH LLC		5,674	591	9%	6,265
PRO CLINIC		5,124	1,098	18%	6,222
MEDEXPRESS URGENT CARE - GOLDEN GATE		5,451	761	12%	6,212
ADVENTHEALTH CENTRA CARE SAND LAKE		5,506	687	11%	6,193
COASTAL MED URGENT CARE		4,574	1,602	26%	6,176
ALTRU DIAGNOSTICS INC	5	5,827	294	5%	6,126
HEALTH FIRST ADVENTHEALTH CENTRA CARE - TITUSVILLE		5,141	923	15%	6,064
MEDEXPRESS URGENT CARE - ROYAL PALM BEACH		5,378	671	11%	6,049
BAPTIST HEALTH - NORTH		4,859	1,172	19%	6,031
ADVENTHEALTH CENTRA CARE LEESBURG		4,957	1,060	18%	6,017
MEDEXPRESS URGENT CARE - ESTERO		5,362	642	11%	6,004
BAYFRONT HEALTH - VENICE REGIONAL MEDICAL	1	5,374	537	9%	5,912
PALMS OF PASADENA HOSPITAL		5,285	593	10%	5,878
MINUTECLINIC LLC # 0709		4,930	907	16%	5,837
BAPTIST HEALTH SOUTH FLORIDA - KENDALE LAKES URGENT CARE		4,696	1,086	19%	5,782
URGENT CARE CURE	2	4,941	790	14%	5,733
WESTCHESTER HOSPITAL	23	4,689	1,010	18%	5,722
MEDICAL DNA LABS LLC	3	5,196	496	9%	5,695
SUNRISE MEDICAL LABORATORIES	2	5,274	411	7%	5,687
PARAMOUNT URGENT CARE - WINDERMERE	3	3,830	1,841	32%	5,674
MEDEXPRESS URGENT CARE PALM BEACH GARDENS		5,141	530	9%	5,671
DOCTORS HOSPITAL OF SARASOTA CLINICAL LABORATORY		4,955	712	13%	5,667
THE CENTER FOR URGENT CARE	3	4,753	905	16%	5,661
TALLAHASSEE PRIMARY CARE ASSOCIATES		5,026	628	11%	5,654
ESCAMBIA COMMUNITY CLINICS INC	8	4,279	1,333	24%	5,620
HEALTH FIRST ADVENTHEALTH CENTRA CARE GATEWAY	1	5,055	563	10%	5,619
BAPTIST HEALTH SOUTH FLORIDA - TAMIAI TRAIL URGENT CARE		4,518	1,084	19%	5,602
HIGHLANDS REGIONAL MEDICAL CENTER		4,705	878	16%	5,583
MEDEXPRESS URGENT CARE - LAKELAND		4,889	692	12%	5,581

COVID-19: testing by laboratory

Data through May 12, 2021 verified as of May 13, 2021 at 09:25 AM

Data in this report are provisional and subject to change.

The numbers in the table below represent the number of Florida and non-Florida residents for whom test results were received by the Department of Health. A person can be tested by more than one laboratory and can have both positive and negative results. **Therefore, the sum of the numbers in each column will be larger than the total number of people tested.**

Reporting lab	Inconclusive	Negative	Positive	Percent positive	Total
BAPTIST HEALTH SOUTH FLORIDA - CORAL SPRINGS URGENT CARE		4,776	788	14%	5,564
ADVENTHEALTH CENTRA CARE WINTER HAVEN	1	4,267	1,261	23%	5,529
BAYFRONT HEALTH - SEVEN RIVERS		4,991	475	9%	5,466
TROPICANA FIELD - LOT 2	19	4,935	494	9%	5,448
QUICK CARE MED PL	2	4,577	810	15%	5,389
BAPTIST HEALTH SOUTH FLORIDA - PINECREST URGENT CARE		4,567	754	14%	5,321
BAYFRONT HEALTH - BROOKSVILLE		4,735	562	11%	5,297
ADVENTHEALTH PROMPT CARE	2	3,923	1,361	26%	5,286
MARTIN HOSPITAL SOUTH LAB		4,966	293	6%	5,259
BAPTIST HEALTH SOUTH FLORIDA - CORAL GABLES URGENT CARE		4,371	880	17%	5,251
BETHESDA HOSPITAL WEST		4,688	530	10%	5,218
BAPTIST HEALTH SOUTH FLORIDA - PALMETTO BAY URGENT CARE		4,368	831	16%	5,199
FLAGLER HOSPITAL LABORATORY	8	4,046	1,135	22%	5,189
BAPTIST HEALTH SOUTH FLORIDA - CORAL GABLES (UNIVERSITY) URGENT CARE		4,465	722	14%	5,187
BAYFRONT HEALTH - SPRING HILL		4,755	432	8%	5,187
MINUTECLINIC LLC #3662		4,405	767	15%	5,172
TRINITY SPRINGS		4,436	729	14%	5,165
MINUTECLINIC LLC #3463		4,319	841	16%	5,160
VENTURE MEDICAL OF FLORIDA LLC		4,743	415	8%	5,158
MINUTECLINIC LLC # 3930		4,351	698	14%	5,049
MINUTECLINIC LLC #1771		4,250	774	15%	5,024
BAYFRONT HEALTH - PUNTA GORDA		4,636	377	8%	5,013
ASCENSION SACRED HEART - EMERALD COAST		4,191	794	16%	4,985
BAYFRONTVENICEREGIONAL		4,819	164	3%	4,983
ADVENTHEALTH CENTRA CARE COLONIAL TOWN	2	4,420	549	11%	4,971
MEASE DUNEDIN HOSPITAL	5	4,377	537	11%	4,919
MINUTECLINIC LLC #3631		4,208	704	14%	4,912
DESOTO MEMORIAL HOSPITAL	3	4,085	824	17%	4,912
MINUTECLINIC LLC #5253		4,054	837	17%	4,891
MINUTECLINIC LLC 5852		4,224	660	14%	4,884
PREMIER URGENT CARE OF BREVARD LLC	4	4,271	591	12%	4,866
MEDEXPRESS URGENT CARE CAPE CORAL		4,136	684	14%	4,820
ENGLEWOOD COMMUNITY HOSPITAL		4,384	414	9%	4,798
MINUTECLINIC LLC #7225		4,068	729	15%	4,797
ADVENTIST HEALTH SYSTEMS SUNBELT IN DBA		4,230	558	12%	4,788
MINUTECLINIC LLC #5249		3,896	834	18%	4,730
TWIN CITIES HOSPITAL	1	4,183	538	11%	4,722
MEMORIAL HOSPITAL- MIRAMAR	12	4,377	329	7%	4,718
MINUTECLINIC LLC # 0514		4,108	581	12%	4,689
MOFFITT CANCER CENTER	6	4,572	104	2%	4,682
US BIOTEK LABORATORIES	15	4,238	370	8%	4,623
PALMS MEDICAL GROUP	5	3,185	1,430	31%	4,620
LAKESIDE MEDICAL CENTER		3,747	872	19%	4,619
NIGHT LITE PEDIATRICS	4	3,346	1,262	27%	4,612
MINUTECLINIC LLC #5190		3,812	791	17%	4,603
HOLIDAY CVS LLC DBA CVS PHARMACY #5154		4,469	123	3%	4,592

COVID-19: testing by laboratory

Data through May 12, 2021 verified as of May 13, 2021 at 09:25 AM

Data in this report are provisional and subject to change.

The numbers in the table below represent the number of Florida and non-Florida residents for whom test results were received by the Department of Health. A person can be tested by more than one laboratory and can have both positive and negative results. **Therefore, the sum of the numbers in each column will be larger than the total number of people tested.**

Reporting lab	Inconclusive	Negative	Positive	Percent positive	Total
PREMIER MEDICAL	2	4,494	95	2%	4,591
MINUTECLINIC LLC #5854		3,828	756	16%	4,584
MEDEXPRESS URGENT CARE LEHIGH ACRES		3,930	614	14%	4,544
MINUTECLINIC LLC #3291		3,866	662	15%	4,528
PHYSICIANS REGIONAL MEDICAL CENTER - COLLIER BLVD	1	3,599	922	20%	4,522
MINUTECLINIC LLC #3814		3,855	656	15%	4,511
ACCU REFERENCE MEDICAL LAB	9	3,691	807	18%	4,507
GENESIS DIAGNOSTICS		4,217	255	6%	4,472
STEWART ROCKLEDGE HOSPITAL	8	4,016	440	10%	4,464
SCION LAB SERVICES LLC	26	4,053	336	8%	4,415
AMELIA URGENT CARE		2,742	1,657	38%	4,399
MINUTECLINIC LLC #7887		3,884	512	12%	4,396
BAYA PHARMACY & URGENT CARE		3,266	1,130	26%	4,396
DOCTORS TEST CENTERS		3,899	493	11%	4,392
ADVENT HEALTH - NEW SMYRNA		3,712	679	15%	4,391
EXACT SCIENCES LABORATORIES, LLC		4,021	342	8%	4,363
CARENOW URGENT CARE	1	2,798	1,560	36%	4,359
MARION E FETHER MEDICAL CENTER, THE		3,960	394	9%	4,354
MINUTECLINIC LLC #4458		3,648	677	16%	4,325
ST. LUCIE MEDICAL CTR.		4,254	57	1%	4,311
LOWER KEYS MEDICAL CENTER		3,971	325	8%	4,296
ADVENTHEALTH CENTRA CARE		3,819	475	11%	4,294
MINUTECLINIC LLC #7886		3,729	564	13%	4,293
MINUTECLINIC LLC # 3686		3,630	633	15%	4,263
MINUTECLINIC LLC #5214		3,605	576	14%	4,181
AFC PHYSICIANS OF FLORIDA		3,251	913	22%	4,164
MINUTECLINIC LLC #3257		3,469	654	16%	4,123
MINUTECLINIC LLC #4415		3,503	609	15%	4,112
BAPTIST HEALTH SOUTH FLORIDA - DAVIE URGENT CARE		3,359	732	18%	4,091
MINUTECLINIC, LLC #3204		3,425	663	16%	4,088
NIGHT LITE PEDIATRICS URGENT CARE	1	3,418	649	16%	4,068
MINUTECLINIC LLC #4201		3,539	526	13%	4,065
PARAMOUNT URGENT CARE - ORLANDO		2,945	1,116	27%	4,061
MINUTECLINIC LLC #1807		3,408	646	16%	4,054
VA PAIN CLINIC	6	3,843	148	4%	3,997
BAPTIST HEALTH SOUTH FLORIDA - WESTON URGENT CARE		3,461	529	13%	3,990
MINUTECLINIC LLC # 3579		3,306	659	17%	3,965
ADVENTHEALTH CENTRA CARE KIDS LAKE MARY		3,669	294	7%	3,963
PROHEALTH	3	2,319	1,607	41%	3,929
MINUTECLINIC, LLC #4015		3,167	753	19%	3,920
HEALTH FIRST ADVENTHEALTH CENTRA CARE COCOA		3,515	383	10%	3,898
MINUTECLINIC LLC #5924		3,382	516	13%	3,898
BARTOW REGIONAL MEDICAL CENTER	1	3,264	616	16%	3,881
MINUTECLINIC, LLC (CLINIC 10699)		3,413	467	12%	3,880
MINUTECLINIC LLC #3748		3,195	680	18%	3,875
ADVENT HEALTH CENTRA CARE -WINTER PARK KIDS URGENT CARE	4	3,570	299	8%	3,873

COVID-19: testing by laboratory

Data through May 12, 2021 verified as of May 13, 2021 at 09:25 AM

Data in this report are provisional and subject to change.

The numbers in the table below represent the number of Florida and non-Florida residents for whom test results were received by the Department of Health. A person can be tested by more than one laboratory and can have both positive and negative results. **Therefore, the sum of the numbers in each column will be larger than the total number of people tested.**

Reporting lab	Inconclusive	Negative	Positive	Percent positive	Total
MINUTECLINIC LLC #7973		3,339	532	14%	3,871
MINUTECLINIC LLC #1055		3,189	682	18%	3,871
MINUTECLINIC, LLC #5817		3,234	635	16%	3,869
MC DIAGNOSTIC OF CONNECTICUT, PC #2220		3,327	533	14%	3,860
MEDONE PLLC		2,953	882	23%	3,835
SIPARADIGM LLC	59	3,502	264	7%	3,825
MINUTECLINIC LLC #3003		3,166	658	17%	3,824
MINUTECLINIC LLC # 7933		3,385	433	11%	3,818
BRASHEAR'S VITAL CARE CORP		3,022	791	21%	3,813
PARAMOUNT URGENT CARE - OVIEDO		2,851	956	25%	3,807
MEDEXPRESS URGENT CARE - VERO BEACH		3,322	482	13%	3,804
HEALTH FIRST ADVENTHEALTH CENTRA CARE MALABAR		3,434	369	10%	3,803
MINUTECLINIC LLC #3255		3,385	417	11%	3,802
MINUTECLINIC LLC #7173		3,295	502	13%	3,797
VITRO MOLECULAR LABORATORIES	50	3,442	300	8%	3,792
PRECISION HEALTH SOLUTIONS		3,588	187	5%	3,775
MEDEXPRESS URGENT CARE - DELAND		3,344	430	11%	3,774
MINUTECLINIC LLC #3705		3,305	422	11%	3,727
BAPTIST HEALTH SOUTH FLORIDA - BRICKELL URGENT CARE		3,085	634	17%	3,719
MINUTECLINIC LLC #5216		3,196	501	14%	3,697
WALGREEN CO	2	3,276	416	11%	3,694
VERILY LIFE SCIENCES	3	3,586	75	2%	3,664
BAPTIST HEALTH URGENT CARE AT SAWGRASS		3,030	607	17%	3,637
MINUTECLINIC LLC #3654		3,061	573	16%	3,634
MINUTECLINIC LLC #6007		3,133	495	14%	3,628
CLARITY LAB SOLUTIONS LLC		3,608	4	0%	3,612
BAPTIST HEALTH - CLAY		3,159	450	12%	3,609
BAPTIST HEALTH EMERGENCY CENTER COUNTRY WALK	1	3,066	537	15%	3,604
LAKELAND REGIONAL HEALTH PABLO		3,179	425	12%	3,604
BMCT Molecular Diagnostics Subsection		3,044	549	15%	3,593
HEALTH CARE DISTRICT OF PALM BEACH COUNTY	2	3,299	263	7%	3,564
PHYSICIANS PRIMARY CARE	2	3,231	330	9%	3,563
MINUTECLINIC LLC #3285		3,088	428	12%	3,516
PRIMEHEALTH URGENT CARE INC		2,996	511	15%	3,507
MIDWAY SPECIALTY CARE CENTER DIAGNOSTICS	38	3,215	240	7%	3,493
MINUTECLINIC LLC #1350		3,095	396	11%	3,491
ADVENTHEALTH CENTRA CARE CONWAY		2,965	522	15%	3,487
MINUTECLINIC LLC #4612		2,876	602	17%	3,478
MINUTECLINIC, LLC # 4469		3,085	392	11%	3,477
MINUTECLINIC LLC #476		2,989	460	13%	3,449
MINUTECLINIC LLC #8381		2,995	447	13%	3,442
MINUTECLINIC LLC #3648		2,825	613	18%	3,438
MINUTECLINIC LLC #4024		3,023	412	12%	3,435
MINUTECLINIC LLC #1821		3,046	380	11%	3,426
MARINERS HOSPITAL	1	3,086	311	9%	3,398
MINUTECLINIC LLC #5157		2,987	406	12%	3,393

COVID-19: testing by laboratory

Data through May 12, 2021 verified as of May 13, 2021 at 09:25 AM

Data in this report are provisional and subject to change.

The numbers in the table below represent the number of Florida and non-Florida residents for whom test results were received by the Department of Health. A person can be tested by more than one laboratory and can have both positive and negative results. **Therefore, the sum of the numbers in each column will be larger than the total number of people tested.**

Reporting lab	Inconclusive	Negative	Positive	Percent positive	Total
IMMOKALEE CHD		3,155	234	7%	3,389
GESSLER CLINIC	2	2,363	1,014	30%	3,379
MEMORIAL HOSPITAL PEMBROKE	3	2,952	376	11%	3,331
MEDEXPRESS FORT MYERS		2,917	412	12%	3,329
MINUTECLINIC LLC #3635		2,859	441	13%	3,300
ACCESS POINT HEALTHCARE URGENT & PRIMARY CARE	2	2,571	712	22%	3,285
MEDIQUICK URGENT CARE CENTERS INC		2,535	742	23%	3,277
SELECT LABORATORIES - MARION COUNTY, FL LLC	5	2,946	316	10%	3,267
BAPTIST HEALTH - OAKLEAF		2,746	503	15%	3,249
MEDEXPRESS URGENT CARE CORAL SPRINGS		2,867	357	11%	3,224
ADVENT HEALTH - DADE CITY		2,840	382	12%	3,222
CHARLES AIESI CONSULTING INC	16	2,785	318	10%	3,119
BAY MEDICAL CENTER SACRED HEART HEALTH SYSTEM		2,469	648	21%	3,117
AFC PHYSICIANS OF FLORIDA PA		2,558	553	18%	3,111
MEDEXPRESS URGENT CARE - CLEWISTON		2,594	501	16%	3,095
JUPITER MEDICAL CENTER URGENT CARE		2,435	657	21%	3,092
KEYS AHEC SCHOOL MEDICAL CLINIC	15	2,907	152	5%	3,074
NXGEN MDX LLC	7	2,724	342	11%	3,073
MINUTECLINIC LLC #214		2,566	496	16%	3,062
JACKSON HOSPITAL CLINICAL LABORATORY		2,686	354	12%	3,040
VETERANS AFFAIRS MEDICAL CENTER - ORLANDO	1	1,343	1,684	56%	3,028
EMERGENCY PHYSICIANS MEDICAL CENTER		1,839	1,169	39%	3,008
MINUTECLINIC LLC #1815		2,662	316	11%	2,978
CAREFAST+	1	2,163	795	27%	2,959
LAKE WALES MEDICAL CENTER INC		2,614	344	12%	2,958
MINUTECLINIC LLC #5069		2,474	478	16%	2,952
HEALTH CENTRAL CLINICAL LABORATORY		2,561	376	13%	2,937
BAPTIST HEALTHCARE - GULF BREEZE HOSPITAL	3	2,435	486	17%	2,924
MEDEXPRESS URGENT CARE BOCA RATON		2,660	260	9%	2,920
PARRISH MEDICAL CENTER	2	2,553	365	13%	2,920
GENOME LLC	2	2,708	201	7%	2,911
STONE CLINICAL LABORATORIES		2,790	96	3%	2,886
WALGREENS ORLANDO	3	2,540	340	12%	2,883
APALACHEE CORRECTIONAL INSTITUTION EAST UNIT		2,846	34	1%	2,880
MINUTECLINIC LLC #3236		2,500	374	13%	2,874
DR G'S URGENT CARE		2,496	375	13%	2,871
BLUE MED CONSULTANTS		2,754	112	4%	2,866
FLORIDA MEDICAL CLINIC	3	1,361	1,493	52%	2,857
BAPTIST HEALTH SOUTH FLORIDA - MIAMI BEACH URGENT CARE		2,426	423	15%	2,849
MEDEXPRESS PORT CHARLOTTE		2,528	304	11%	2,832
AMELIA EXPRESS CARE LLC	10	2,471	345	12%	2,826
CITRUS MEMORIAL HOSPITAL LABORATORY		2,253	528	19%	2,781
CELESTA MEDICAL SERVICES LLC DBA - AMERICAN RESEARCH LABS		2,544	236	8%	2,780
DONALD W ROBERTSON DO PA		2,171	604	22%	2,775
PATIENTS FIRST - THOMASVILLE ROAD		2,459	293	11%	2,752
SACRED HEART HEALTH SYSTEM, INC	1	1,875	873	32%	2,749

COVID-19: testing by laboratory

Data through May 12, 2021 verified as of May 13, 2021 at 09:25 AM

Data in this report are provisional and subject to change.

The numbers in the table below represent the number of Florida and non-Florida residents for whom test results were received by the Department of Health. A person can be tested by more than one laboratory and can have both positive and negative results. **Therefore, the sum of the numbers in each column will be larger than the total number of people tested.**

Reporting lab	Inconclusive	Negative	Positive	Percent positive	Total
MINUTECLINIC LLC		2,417	326	12%	2,743
EMERALD COAST URGENT CARE, LLC	1	2,062	678	25%	2,741
BOND URGENT CARE LLC		2,069	665	24%	2,734
TAMPA COMMUNITY HOSPITAL		2,344	387	14%	2,731
MINI ER WATERFORD LAKES, THE		2,346	373	14%	2,719
MINUTECLINIC LLC #8927		2,260	419	16%	2,679
MINUTECLINIC LLC #5187		2,314	342	13%	2,656
NCHMD INC		2,230	404	15%	2,634
OPTUM LABS LLC	1	2,406	211	8%	2,618
GRAVITY DIAGNOSTICS, LLC	8	2,380	208	8%	2,596
MINUTECLINIC LLC #3637		2,082	511	20%	2,593
ADVENT HEALTH - OCALA		2,124	447	17%	2,571
ASCENSION SACRED HEART - GULF		2,002	561	22%	2,563
BAPTIST HEALTH EMERGENCY CENTER AT WEST CORAL WAY		2,110	444	17%	2,554
WHOLE FAMILY HEALTH CENTER INC		2,005	522	21%	2,527
INTELEX LABS, LLC		2,439	83	3%	2,522
EMERALD COAST URGENT CARE LLC		1,825	657	26%	2,482
CORE DIAGNOSTIC LABORATORIES LLC	17	2,112	341	14%	2,470
PHYSICIANS STAT LAB	3	1,079	1,371	56%	2,453
PENSACOLA PEDIATRICS PA	1	2,256	180	7%	2,437
COMMUNITY HEALTH NORTHWEST FLORIDA	4	1,857	554	23%	2,415
NCH NORTHEAST	7	1,851	497	21%	2,355
ASSOCIATED PATHOLOGISTS, LLC	3	1,951	398	17%	2,352
WHITE WILSON MEDICAL CENTER		949	1,398	60%	2,347
PHYSICIAN ASSOCIATES		2,070	241	10%	2,311
LEE HEALTH - COCONUT POINT CLINICAL LAB	2	1,872	433	19%	2,307
UNIVERSITY OF NORTH FLORIDA STUDENT HEALTH		2,225	81	4%	2,306
TOM LEE COMMUNITY HEALTH CENTER	1	1,643	659	29%	2,303
MEDICAL CONSULTANTS OF FLORIDA, LLC	2	1,935	341	15%	2,278
MARTIN HEALTH SYSTEM - ST LUCIE WEST		2,062	199	9%	2,261
BIO-TECH CLINICAL LABORATORIES INC		1,945	315	14%	2,260
PRIMEHEALTH URGENT CARE	1	1,865	361	16%	2,227
FIU-HEALTH AUXILIARY LABORATORY	6	2,073	136	6%	2,215
BARDMOOR LABORATORY	9	1,872	325	15%	2,206
FLOWERS HOSPITAL		2,010	192	9%	2,202
BAYFRONT HEALTH - CITRUS HILLS		1,955	245	11%	2,200
DOC SMILEYS URGENT CARE LLC		1,783	388	18%	2,171
MINUTECLINIC, LLC #3245		1,775	393	18%	2,168
ADVANCED MEDICAL OF NAPLES LLC		1,914	242	11%	2,156
LITTLE PINE PEDIATRICS	1	1,857	278	13%	2,136
ABSOLUTE GENOMICS	3	1,796	257	13%	2,056
GENUS3		1,981	74	4%	2,055
READY RESPONDERS FLORIDA, PLLC		1,780	274	13%	2,054
FG RAPID RESULTS	6	1,653	395	19%	2,054
STATMED OCALA	7	1,842	197	10%	2,046
ARCPOINT LABS		1,428	608	30%	2,036

COVID-19: testing by laboratory

Data through May 12, 2021 verified as of May 13, 2021 at 09:25 AM

Data in this report are provisional and subject to change.

The numbers in the table below represent the number of Florida and non-Florida residents for whom test results were received by the Department of Health. A person can be tested by more than one laboratory and can have both positive and negative results. **Therefore, the sum of the numbers in each column will be larger than the total number of people tested.**

Reporting lab	Inconclusive	Negative	Positive	Percent positive	Total
MIAMI JEWISH HEALTH SYSTEMS		1,940	88	4%	2,028
WILLIAM OWEN PASS PARK		1,738	257	13%	1,995
PHYSICIANS STAT LAB INC	3	1,850	135	7%	1,988
OPTUMCARE FLORIDA LLC		1,647	324	16%	1,971
ED FRASER MEMORIAL HOSPITAL		1,699	261	13%	1,960
GENESIS LABORATORY MANAGEMENT	15	1,685	259	13%	1,959
DOC SMILEY'S URGENT CARE		1,706	247	13%	1,953
AMERICAN SCIENTIFIC LABORATORIES LLC		1,897	51	3%	1,948
MEDFAST URGENT CARE CENTERS LLC	2	608	1,334	69%	1,944
PATIENTS FIRST LAKE ELLA MEDICAL CENTER		1,750	187	10%	1,937
LABORATORY SPECIALISTS OF MICHIGAN		1,599	333	17%	1,932
SUNRISE URGENT CARE ASSOCIATES LLC D/B/A	10	1,358	552	29%	1,920
BROWNWOOD CARE CENTER		1,681	234	12%	1,915
PROJECT HEALTH, INC SUMTERVILLE	5	1,542	333	18%	1,880
PROHEALTH MEDICAL CLINIC		1,217	647	35%	1,864
BROAD INSTITUTE CLINICAL SEQUENCING RESEARCH PLATFORM	17	1,752	69	4%	1,838
NEIGHBORHOOD MEDICAL CENTER INC	17	1,629	186	10%	1,832
KETAMINE HEALTH CENTERS LLC	1	1,661	152	8%	1,814
ER QUICKCARE PL		1,555	256	14%	1,811
PEDIATRIC HEALTH CARE ALLIANCE - NORTHDAL		1,638	158	9%	1,796
IGENOMIX USA LLC	55	1,570	165	9%	1,790
QUICK CARE MED		1,433	349	20%	1,782
NORTH SHORE LONG ISLAND JEWISH HEALTH	1	1,674	96	5%	1,771
MEDEXPRESS URGENT CARE - JAX ATLANTIC BLVD		1,530	231	13%	1,761
SPARROW HEALTHCARE	2	1,503	254	14%	1,759
RIVER TOWN DIAGNOSTIC LLC		1,470	286	16%	1,756
FLORIDA DEPARTMENT OF HEALTH IN POLK COUNTY	2	1,341	411	23%	1,754
ADVENTHEALTH CENTRA CARE TRINITY		1,509	239	14%	1,748
PARAMOUNT URGENT CARE - CLERMONT		1,003	740	42%	1,743
Community_Health		1,533	199	11%	1,732
SHELL POINT NURSING PAVILION	1	1,647	78	5%	1,726
SPEARHEAD MEDICAL		1,591	129	8%	1,720
LABTECH DIAGNOSTIC		1,426	294	17%	1,720
VRL EUROFINS		1,671	42	2%	1,713
MYTEST DIAGNOSTICS		1,621	78	5%	1,699
JW PLASTIC SURGERY		1,449	246	15%	1,695
FIRST QUALITY LABORATORY		1,578	106	6%	1,684
COLLIER URGENT CARE CENTERS CREEKSIDE		1,495	188	11%	1,683
BAPTIST HEALTH SOUTH FLORIDA - KEY BISCANE URGENT CARE EXPRESS		1,478	199	12%	1,677
CAREMED CLINIC LLC	1	1,339	314	19%	1,654
ST ANNES NURSING CENTER		1,615	33	2%	1,648
NORTH VISTA HOSPITAL LABORATORY		1,361	276	17%	1,637
UNIVERSITY OF ALABAMA AT BIRMINGHAM		1,576	48	3%	1,624
ELLENTON URGENT CARE		1,385	238	15%	1,623
PARAMOUNT URGENT CARE VILLAGES		1,042	576	36%	1,618
OPTEO LABORATORY		1,578	36	2%	1,614

COVID-19: testing by laboratory

Data through May 12, 2021 verified as of May 13, 2021 at 09:25 AM

Data in this report are provisional and subject to change.

The numbers in the table below represent the number of Florida and non-Florida residents for whom test results were received by the Department of Health. A person can be tested by more than one laboratory and can have both positive and negative results. **Therefore, the sum of the numbers in each column will be larger than the total number of people tested.**

Reporting lab	Inconclusive	Negative	Positive	Percent positive	Total
CYPRESS VILLAGE	1	1,580	30	2%	1,611
BAPTIST HEALTH SOUTH FLORIDA - COUNTRY WALK URGENT CARE EXPRESS		1,360	248	15%	1,608
LPG COCONUT POINT		1,352	241	15%	1,593
MATRIX CLINICAL LABS (FORMERLY BIOCERNA LLC)	13	1,407	169	11%	1,589
CAREFAST MURABELLA		1,066	520	33%	1,586
ASSURANCE SCIENTIFIC LABORATORIES	1	1,299	283	18%	1,583
MELBOURNE MEDICAL LABORATORY	2	1,367	205	13%	1,574
PRIMARY CARE SOUTH INC		1,068	498	32%	1,566
MEDLAB DIAGNOSTICS, LLC		1,448	112	7%	1,560
BAPTIST HEALTHCARE - JAY HOSPITAL	3	1,169	378	24%	1,550
UHEALTH CLINIC AT WALGREENS		1,248	294	19%	1,542
EUROFINS NTD, LLC		1,495	45	3%	1,540
NYU HOSPITALS CENTER CLINICAL LABORATORIES		1,484	49	3%	1,533
INNOVATIVE TRANSFUSION MEDICINE, INC	11	1,336	179	12%	1,526
ACCESS MEDICAL LABS		777	741	49%	1,518
BREVARD HEALTH ALLIANCE INC, THE		1,415	98	6%	1,513
SMA LAB	12	1,329	163	11%	1,504
ADDICTION LABS OF AMERICA	3	1,410	84	6%	1,497
NORTH FLORIDA PEDIATRICS - LAKE CITY		1,269	228	15%	1,497
PALM BAY HOSPITAL CLINICAL LABORATORY		1,093	401	27%	1,494
TREASURE COAST MEDICAL ASSOCIATES INC		748	737	50%	1,485
GROWING TOGETHER PEDIATRICS LLC		1,409	75	5%	1,484
CREEKSIDE CARE CENTER	1	1,295	187	13%	1,483
ADVANCE MEDICAL OF NAPLES		327	1,124	77%	1,451
PEDIATRICS OF CENTRAL FLORIDA PA	20	1,358	70	5%	1,448
UHEALTH DEERFIELD BEACH/UMSYLVESTER DEERFIELD BEACH LABORATORY	3	1,380	55	4%	1,438
CARENOW URGENT CARE - FORT PIERCE		1,027	409	28%	1,436
TEMPUS CLINICAL LABORATORY	10	1,271	155	11%	1,436
6TH MEDICAL GROUP - MCDILL AFB	3	1,347	77	5%	1,427
PATIENTS CHOICE LABORATORIES		831	592	42%	1,423
PROJECT HEALTH INC	4	1,210	203	14%	1,417
COASTAL LABORATORIES	1	1,125	287	20%	1,413
AMELIA EXPRESS CARE	1	772	634	45%	1,407
NORTH OKALOOSA MEDICAL CENTER		1,040	355	25%	1,395
MINUTE CLINIC INCORPORATE		1,338	52	4%	1,390
USF MORSANI CENTER FOR ADVANCED HEALTH CARE		1,210	167	12%	1,377
STEWART REFERENCE LABORATORY	1	824	546	40%	1,371
PALM HARBOR PHARMACY		1,189	173	13%	1,362
VAVA PARTNERS LLC		529	828	61%	1,357
ASCENSION ST VINCENT'S - SOUTHSIDE		1,308	49	4%	1,357
ST PETERSBURG PEDIATRICS	1	1,217	125	9%	1,343
EAST LAKE PEDIATRICS		1,202	136	10%	1,338
ADVANCED DIAGNOSTIC LABORATORY		1,290	47	4%	1,337
LAB24 INC	3	643	677	51%	1,323
FAMILY HEALTH CENTERS OF SOUTHWEST FLORIDA INC		1,196	127	10%	1,323
INTERLACHEN PEDIATRICS PA		1,256	64	5%	1,320

COVID-19: testing by laboratory

Data through May 12, 2021 verified as of May 13, 2021 at 09:25 AM

Data in this report are provisional and subject to change.

The numbers in the table below represent the number of Florida and non-Florida residents for whom test results were received by the Department of Health. A person can be tested by more than one laboratory and can have both positive and negative results. **Therefore, the sum of the numbers in each column will be larger than the total number of people tested.**

Reporting lab	Inconclusive	Negative	Positive	Percent positive	Total
BETHESDA HEALTH URGENT CARE		1,127	191	14%	1,318
NAPLES URGENT CARE	1	863	452	34%	1,316
CARE ONE OF FLORIDA LLC		973	342	26%	1,315
XPRESS URGENT CARE	4	1,109	202	15%	1,315
PALM BEACH ATLANTIC UNIVERSITY		1,267	45	3%	1,312
HOLIDAY CVS LLC DBA CVSPHARMACY #5155		1,240	72	5%	1,312
LAKE BALDWIN		1,244	64	5%	1,308
SOLARIS HEALTHCARE PALATKA		1,187	106	8%	1,293
NORTH FLORIDA PEDIATRICS-TALLAHASSEE	1	1,186	106	8%	1,293
HALIFAX MEDICAL CENTER-PORT ORANGE LAB		1,109	161	13%	1,270
INTERLACHEN PEDIATRICS		1,222	44	3%	1,266
COASTAL PEDIATRIC GROUP		1,102	163	13%	1,265
PROFESSIONAL HEALTH EXAMINERS DBA PROHEALTH	1	1,031	230	18%	1,262
STAGEZERO LIFE SCIENCES INC	4	1,153	105	8%	1,262
PENSACOLA PEDIATRICS PA - TIGER POINT	24	1,109	122	10%	1,255
ARCPPOINT LABS OF CORAL SPRINGS FL		992	251	20%	1,243
FISHERMENS HOSPITAL CLINICAL LAB		1,140	100	8%	1,240
CATALYST WALK IN CLINIC		980	241	20%	1,221
EPN URGENT CARE NAPLES	2	792	421	35%	1,215
CLINICORE		1,124	91	7%	1,215
ALTAMONTE MD		982	232	19%	1,214
TYNDALL AIR FORCE BASE		985	217	18%	1,202
LOOP PEDIATRICS PA	3	1,023	171	14%	1,197
CLARITY LABS		1,082	109	9%	1,191
BREVARD HEALTH ALLIANCE		879	311	26%	1,190
BERNHARDT LABORATORIES	2	1,084	96	8%	1,182
CAPE CANAVERAL HOSPITAL		868	311	26%	1,179
LAB DOCTOR		1,009	140	12%	1,149
PROFESSIONAL HEALTH EXAMINERS		991	153	13%	1,144
MILLER BIOCONNECT		1,044	94	8%	1,138
PRIMARY CARE OF THE TREASURE COAST		1,001	135	12%	1,136
MIDWAY SPECIATLY CARE CENTER	3	910	222	20%	1,135
CAPSTONE HEALTHCARE		802	330	29%	1,132
NORTH FLORIDA MEDICAL GROUP		968	161	14%	1,129
VERITAS GENETICS	61	945	119	11%	1,125
GENEIQ		1,057	65	6%	1,122
EMERALD COAST PEDIATRICS		1,058	57	5%	1,115
MINUTECLINIC, LLC DBA MINUTECLINIC #4717		1,067	43	4%	1,110
XYZ LABORATORY	8	942	146	13%	1,096
LENCO MEDICAL LABORATORY		1,037	58	5%	1,095
SPRING HILL HEALTH AND REHABILITATION CENTER		1,064	28	3%	1,092
THE HEALTH CENTER OF PLANT CITY		1,004	82	8%	1,086
HENDRY REGIONAL MEDICAL CENTER CLINICAL LABORATORY		809	259	24%	1,068
BAPTIST HEALTH - MD ANDERSON CANCER CENTER		1,061	6	1%	1,067
CHILDRENS MEDICAL ASSOCIATION		979	88	8%	1,067
AMERICAN FAMILY CARE PENSACOLA WEST		533	533	50%	1,066

COVID-19: testing by laboratory

Data through May 12, 2021 verified as of May 13, 2021 at 09:25 AM

Data in this report are provisional and subject to change.

The numbers in the table below represent the number of Florida and non-Florida residents for whom test results were received by the Department of Health. A person can be tested by more than one laboratory and can have both positive and negative results. **Therefore, the sum of the numbers in each column will be larger than the total number of people tested.**

Reporting lab	Inconclusive	Negative	Positive	Percent positive	Total
WOODLANDS MEDICAL SPECIALISTS		794	268	25%	1,062
RAINBOW RIVER MEDICAL LABORATORY		978	83	8%	1,061
ADVENTHEALTH EXPRESS CARE AT WALGREENS		904	152	14%	1,056
C.W. BILL YOUNG VA MEDICAL CENTER	1	23	1,023	98%	1,047
BHA CENTRAL COUNTY CLINIC		941	103	10%	1,044
CVS HEALTH		823	219	21%	1,042
VRL EUROFINs - DALLAS		1,024	13	1%	1,037
PEDIATRIC HEALTHCARE ALLIANCE		978	55	5%	1,033
PENSACOLA PEDIATRICS	2	934	96	9%	1,032
EAST LAKE PEDIATRICS PA		936	94	9%	1,030
MEDSTAR LABORATORY INC	6	1,022	1	0%	1,029
24 HOUR PEDIATRIC CARE CENTER	4	956	69	7%	1,029
SOLARIS HEALTHCARE CHARLOTTE HARBOR		971	56	5%	1,027
NORTH FLORIDA PEDIATRICS PA - SUWANNEE	3	893	130	13%	1,026
JACKSONVILLE BEACH PEDIATRIC CARE CENTER		948	74	7%	1,022
COVANCE CLINICAL RESEARCH UNIT INC		994	27	3%	1,021
FAST TRACK URGENT CARE CENTER		4	1,017	100%	1,021
DEPT OF VA MEDICAL CENTER - MIAMI	10	961	45	4%	1,016
NORTH FL SOUTH GA HCS-LAKE CITY		985	30	3%	1,015
VERITOR		852	162	16%	1,014
E-LAB OF FLORIDA		923	90	9%	1,013
PHAROS HEALTH		756	255	25%	1,011
CONSULATE HEALTH CARE OF NEW PORT RICHEY	2	879	127	13%	1,008
NORTH SHORE LIJ URGENT CARE PC		947	60	6%	1,007
DAIRY ROAD URGENT CARE	2	839	159	16%	1,000
VIERA HOSPITAL, INC		805	192	19%	997
HISTOPATHOLOGY SERVICES, LLC		887	110	11%	997
APLS SERVICES LLC D/B/A CLEAR DIAGNOSTICS	14	960	20	2%	994
LAKELAND REGIONAL HEALTH - PWC/OB		36	954	96%	990
Fernandina Beach Rehabilitation and Nursing Center	1	968	19	2%	988
UNIVERSITY OF WEST FLORIDA STUDENT HEALTH SERVICES	1	850	128	13%	979
PALM GARDEN OF PORT SAINT LUCIE		961	12	1%	973
DEPARTMENT OF CLINICAL LABS	2	949	21	2%	972
NORTH FLORIDA PEDIATRICS PA	2	852	117	12%	971
RESTORE HEALTH URGENT CARE		787	181	19%	968
SOUTHEAST ALABAMA MEDICAL CENT		907	60	6%	967
CALHOUN LIBERTY HOSPITAL		794	169	18%	963
MOORINGS PARK INSTITUTE, INC, THE		922	37	4%	959
REDI MED LLC		776	181	19%	957
Point of Care Testing	1	128	825	86%	954
TACACHALE CLINICAL LABORATORY	1	902	50	5%	953
MOLECULAR TESTING LABS		862	90	9%	952
WELL HEALTH WORKS	23	848	77	8%	948
WHITE-WILSON MEDICAL CENTER - FORT WALTON BEACH		920	26	3%	946
LEE COUNTY EMERGENCY MEDICAL SERVICE	1	814	126	13%	941
ENCOMPASS HEALTH		915	22	2%	937

COVID-19: testing by laboratory

Data through May 12, 2021 verified as of May 13, 2021 at 09:25 AM

Data in this report are provisional and subject to change.

The numbers in the table below represent the number of Florida and non-Florida residents for whom test results were received by the Department of Health. A person can be tested by more than one laboratory and can have both positive and negative results. **Therefore, the sum of the numbers in each column will be larger than the total number of people tested.**

Reporting lab	Inconclusive	Negative	Positive	Percent positive	Total
ABBOTT LABORATORIES		815	121	13%	936
INTEGRITY LABORATORIES, LLC	4	767	165	18%	936
PALACE NURSING HOME & REHAB CENTER		889	43	5%	932
MEDICAL CENTER OF DELTONA, INC		798	130	14%	928
MINUTECLINIC LLC #3281		796	127	14%	923
NCHMD, INC SOUTHEAST IMMEDIATE CARE		723	198	21%	921
GENE TOX WORLDWIDE	60	736	125	14%	921
DOCTOR'S MEMORIAL HOSPITAL		751	168	18%	919
COASTAL PHYSICIANS, LLC		738	175	19%	913
CLINICAL ENTERPRISE, INC		884	25	3%	909
EXPRESS PHARMACY		834	71	8%	905
ANY LAB TEST NOW	2	627	276	30%	905
GULF COAST VILLAGE		860	43	5%	903
Victoria Nursing and Rehabilitation Center		842	55	6%	897
FAMILY HEALTH CENTERS OF SWF LABS	2	765	124	14%	891
CHURCH OF SCIENTOLOGY FLAG SERVICE ORGANIZATION		854	36	4%	890
MINUTECLINIC LLC, #10357		881	6	1%	887
BOND CLINIC PA PEDIATRICS DEPT		823	61	7%	884
Tampa Lakes Health and Rehabilitation Center	2	809	73	8%	884
CRUCIAL CARE EMERGENCY MEDICINE DOCTORS		708	174	20%	882
LIFE CARE CENTER OF NEW PORT RICHEY		835	40	5%	875
AMERICAN MEDICAL RESPONSE		865	9	1%	874
PRIMARY CARE SERVICES AT ST ANDREWS ESTATES		870	3	0%	873
TOTAL RENAL LABORATORIES INC DBA DAVITA LABS	1	747	124	14%	872
CARITHERS PEDIATRIC GROUP		805	61	7%	866
AFC URGENT CARE CLEARWATER	1	182	680	79%	863
RUSKIN HEALTH CENTER	1	582	278	32%	861
CLINICAL PATHOLOGY LABS INC		774	87	10%	861
PRIMARY CARE SERVICES AT INDIAN RIVER ESTATES		835	25	3%	860
POINT WASHINGTON MEDICAL CLINIC	1	646	212	25%	859
ADVENTHEALTH MEDICAL GROUP PROMPT CARE		626	231	27%	857
J AND G MEDICAL GROUP LLC		713	144	17%	857
WHITE WILSON MEDICAL CENTER PA - NAVARRE		725	127	15%	852
FLORIDA GULF COAST UNIVERSITY		653	197	23%	850
CENTRAL FLORIDA HEALTH CARE INC		727	123	14%	850
CITY MEDICAL OF NEW JERSEY, PC		772	77	9%	849
Southern Oaks Care Center	1	806	38	4%	845
AUGUSTUS LABS LLC		696	148	18%	844
WATSON THERAPEUTICS INC	1	796	39	5%	836
BRISTOL AT TAMPA, THE	4	809	22	3%	835
PEBBLEBROOK PHARMACY	1	689	139	17%	829
MEDONE URGENT CARE CENTER		604	224	27%	828
PALM GARDEN OF VERO BEACH		773	51	6%	824
DYNIX DIAGNOSTICS	2	534	284	35%	820
FLORIDA HOSPITAL ORLANDO		743	74	9%	817
FLAGLER COUNTY HEALTH DEPARTMENT	3	633	179	22%	815

COVID-19: testing by laboratory

Data through May 12, 2021 verified as of May 13, 2021 at 09:25 AM

Data in this report are provisional and subject to change.

The numbers in the table below represent the number of Florida and non-Florida residents for whom test results were received by the Department of Health. A person can be tested by more than one laboratory and can have both positive and negative results. **Therefore, the sum of the numbers in each column will be larger than the total number of people tested.**

Reporting lab	Inconclusive	Negative	Positive	Percent positive	Total
ASAP LABS LLC	7	655	151	19%	813
VITAS HEALTHCARE CORPORATION OF FLA	1	805	6	1%	812
ASCENSION ST VINCENT'S - CLAY		775	35	4%	810
PEDIATRIC HEALTHCARE ALLIANCE PA		748	62	8%	810
THE PRESERVE		793	17	2%	810
GOLDEN GATE FAMILY CLINIC		332	477	59%	809
BUFFALO CROSSING HEALTHCARE & REHABILITATION CTR		787	19	2%	806
BOND AND STEELE CLINIC PA		591	212	26%	803
NITE LITE PEDIATRICS		234	564	71%	798
VALENCIA HILLS HEALTH AND REHABILITATION CENTER		781	17	2%	798
NONE		308	489	61%	797
TELESCOPE HEALTH LLC	4	671	121	15%	796
ORANGE BLOSSOM FAMILY HEALTH		745	48	6%	793
ETHOS WELLNESS PHARMACY		736	51	6%	787
SEMINOLE NURSING PAVILION		774	8	1%	782
LIFEBRITE	2	541	231	30%	774
WILLOWBROOKE COURT AT EDGEWATER POINTE ESTATES		764	9	1%	773
SAINTS 120 LLC	1	738	34	4%	773
VENICE REGIONAL BAYFRONT HEALTH (PULMONARY)		637	135	17%	772
ORLANDO HEALTH AND REHAB CENTER		722	45	6%	767
ADVENT HEALTH - DELTONA ER		635	131	17%	766
KENDALL HEALTHCARE PROPERTIES DBA	2	731	30	4%	763
LIFE CARE CENTER OF PENSACOLA		711	51	7%	762
MOUNT SINAI LABORATORY		723	37	5%	760
PALM GARDEN OF CLEARWATER		741	18	2%	759
Crestview Rehabilitation Center	5	625	129	17%	759
BOCA GRANDE HEALTH CLINIC		714	40	5%	754
RAINBOW PEDIATRIC CENTER PA		706	47	6%	753
MANOR CARE HEALTH SERVICES - FT MYERS		725	28	4%	753
MAIN STREET MEDICAL CENTER		224	529	70%	753
NORTHEAST FLORIDA NEUROLOGY CLINICS, INC		637	113	15%	750
ADVENT HEALTH LAB - ORLANDO		434	312	42%	746
EMED LABS, LLC	3	723	19	3%	745
LIFE CARE CENTER OF ORANGE PARK		711	34	5%	745
PEDIATRICS IN BREVARD PA		674	69	9%	743
SANTA ROSA MEDICAL GROUP		575	166	22%	741
DXTERITY DIAGNOSTICS	2	693	44	6%	739
ARTHREX MEDICAL CENTER	1	575	157	21%	733
HEARTLAND PEDIATRICS OF LAKE WALES		654	78	11%	732
MANOR PINES CONVALESCENT CENTER LLC	1	706	24	3%	731
EDEN SPRINGS NURSING AND REHAB CENTER		618	112	15%	730
BALDWIN PEDIATRICS	1	695	33	5%	729
CARE ONE OF FLORIDA	1	541	183	25%	725
PRINCIPLE LABORATORY	8	700	16	2%	724
FORT MYERS INTERNAL MEDICINE, LLC		652	70	10%	722
GULF COAST MOLECULAR LABORATORIES	13	599	109	15%	721

COVID-19: testing by laboratory

Data through May 12, 2021 verified as of May 13, 2021 at 09:25 AM

Data in this report are provisional and subject to change.

The numbers in the table below represent the number of Florida and non-Florida residents for whom test results were received by the Department of Health. A person can be tested by more than one laboratory and can have both positive and negative results. **Therefore, the sum of the numbers in each column will be larger than the total number of people tested.**

Reporting lab	Inconclusive	Negative	Positive	Percent positive	Total
DISNEY COVID TEST SITE		703	17	2%	720
DIAMOND RIDGE HEALTH AND REHABILITATION		681	36	5%	717
SUWANNEE HEALTH AND REHABILITATION CENTER		709	5	1%	714
SOUTHERN LABORATORY SERVICES OF NWF		674	39	5%	713
VETERANS AFFAIRS MEDICAL CENTER	1	45	666	94%	712
NCH HEALTHCARE SYSTEM MICROBIOLOGY LAB		2	709	100%	711
JOHN KNOX VILLAGE HEALTH CENTER		678	31	4%	709
NCH HEALTHCARE BONITA		561	145	21%	706
GRAND COURT TAMPA		702	4	1%	706
NATURE COAST MEDICAL GROUP		582	124	18%	706
MEDONE URGENT CARE AT ST. AUGUSTINE		252	454	64%	706
CLIFFORD CHESTER SIMS STATE VETERANS		691	13	2%	704
EMERALD SHORES HEALTH AND REHABILITATION		601	102	15%	703
Signature HealthCare Center of Waterford		663	37	5%	700
CHILDRENS CLINIC WEST FLORIDA PEDIATRICS		645	55	8%	700
OCALA FAMILY MEDICAL CENTER INC	2	606	91	13%	699
QUALITOX LABORATORIES		508	190	27%	698
BAPTIST PRIMARY CARE	2	569	127	18%	698
HOLMES REGIONAL MEDICAL CENTER		11	684	98%	695
PREMIER MEDICAL LABORATORY SERVICES	2	468	225	32%	695
MAYFLOWER ASSISTED LIVING		687	7	1%	694
AFC URGENT CARE		257	433	63%	690
ADVENT HEALTH - WESTCHASE ER		601	89	13%	690
RIVER GARDEN HEBREW HOME FOR THE AGED		630	57	8%	687
MEDICAL FP – WHOLE FAMILY HEALTH CENTER		566	120	17%	686
VITAS HEALTHCARE CORP OF CENTRAL FL		659	26	4%	685
PHYSICIANS PRIMARY CARE OF SOUTHWEST FLORIDA	1	650	29	4%	680
SIGNATURE HEALTHCARE OF BROOKWOOD GARDENS		668	11	2%	679
FLORIDA HOSPITAL WAUCHULA		513	162	24%	675
SHORE ACRES CARE CENTER		635	40	6%	675
TREE HOUSE PEDIATRICS PLLC		606	68	10%	674
MINI ER ADULT AND PEDIATRIC URGENT CARE		574	98	15%	672
GOLDEN GLADES NURSING & REHABILITATION CTR		646	25	4%	671
PALM BEACH COUNTY FIREFIGHTERS HEALTH CLINIC, LLC		573	97	14%	670
MICHAEL A MIDDLETON MD PA		637	32	5%	669
CLEWISTON NURSING AND REHABILITATION CENTER		655	14	2%	669
Plantation Bay Rehabilitation Center		645	24	4%	669
QUOTIENT SCIENCES		644	23	3%	667
LIFE CARE CENTER OF HILLIARD		641	22	3%	663
ST JOHN'S NURSING CENTER		637	25	4%	662
PALM GARDEN OF TAMPA		630	32	5%	662
AMERICA'S PHARMACY LLC		581	81	12%	662
WILLOW BROOKE COURT AT INDIAN RIVER ESTATES		611	45	7%	656
POINT OF CARE TESTING SITE		630	26	4%	656
NSPIRE HEALTHCARE MIAMI LAKES	8	633	15	2%	656
ADVENTHEALTH MEDICAL GROUP PROMPT CAR	1	480	175	27%	656

COVID-19: testing by laboratory

Data through May 12, 2021 verified as of May 13, 2021 at 09:25 AM

Data in this report are provisional and subject to change.

The numbers in the table below represent the number of Florida and non-Florida residents for whom test results were received by the Department of Health. A person can be tested by more than one laboratory and can have both positive and negative results. **Therefore, the sum of the numbers in each column will be larger than the total number of people tested.**

Reporting lab	Inconclusive	Negative	Positive	Percent positive	Total
NAPLES CHILDREN'S URGENT CARE		575	80	12%	655
ADVENT HEALTH - TIMBERRIDGE ER		558	97	15%	655
HMA SANTA ROSA MEDICAL CENTER LLC DBA		530	123	19%	653
MAVERICK LABS		461	191	29%	652
FHMG FLORIDA HOSPITAL MEDICAL GROUP		606	46	7%	652
SABAL PALMS HEALTH AND REHAB		593	58	9%	651
MID-FLORIDA PATHOLOGY		482	167	26%	649
Palm Garden of Ocala		544	102	16%	646
VETERANS AFFAIRS MEDICAL CENTER - JAMES A HALEY			639	100%	639
HARBOUR HEALTH CENTER		618	19	3%	637
ADDINGTON PLACE AT WELLINGTON GREEN		626	11	2%	637
CHILDRENS MEDICAL ASSOCIATION PA		565	69	11%	634
SOLARIS HEALTHCARE LAKE CITY		531	103	16%	634
FLORIDA DEPARTMENT OF HEALTH IN CALHOUN COUNTY		488	145	23%	633
CONTINENTAL CLINICAL RESEARCH, LLC		557	75	12%	632
BALDOMERO LOPEZ STATE VETERANS NURSING HOME	2	624	6	1%	632
EXPRESS URGENT CARE LLC		1	630	100%	631
PHYSICIANS PRIMARY CARE LAB	1	552	77	12%	630
SEBASTIAN RIVER MEDICAL CENTER	3	444	179	29%	626
MANOR CARE NURSING CENTER OF SARASOTA FL LLC		537	87	14%	624
CONSULATE HEALTHCARE OF VERO BEACH	14	527	83	13%	624
AFC URGENT CARE FAMILY CARE			622	100%	622
VILLA MARIA NURSING & REHAB CENTER INC	1	603	17	3%	621
ORLANDO ORTHOPAEDIC OUTPATIENT SURGERY CENTER LLC		616	4	1%	620
PALM GARDEN OF ORLANDO		586	34	5%	620
DAVITA LABS	4	613	1	0%	618
WELL-BEING MEDICAL CENTER PLLC		557	59	10%	616
INTERNAL MEDICINE & PEDIATRICS OF TAMPA BAY PA		537	79	13%	616
FLORIDA HOSPITAL MEDICAL GROUP		360	255	41%	615
PIONEER CLINICAL LAB LLC		505	110	18%	615
THERADOC		152	462	75%	614
HOLY CROSS HOSPITAL		12	598	98%	610
PALMETTO FAMILY HEALTHCARE	1	398	209	34%	608
AFC URGENT CARE SEMINOLE	1		602	100%	603
HEALTH CENTER AT BRENTWOOD	1	553	47	8%	601
NORTH FLORIDA RETIREMENT VILLAGE		595	6	1%	601
DASCENA, INC	3	537	60	10%	600
PATIENTS FIRST - MAHAN DRIVE		164	436	73%	600
HOPE HOSPICE AND COMMUNITY SERVICES INC	14	565	21	4%	600
MANOR OAKS NURSING & REHAB CENTER	5	592	2	0%	599
FOUNTAIN MANOR HEALTH AND REHAB CENTER	1	576	21	4%	598
URGENT CARE EXPRESS LLC		235	359	60%	594
The Manor at Blue Water Bay		530	63	11%	593
UNIVERSITY OF TAMPA INC, THE		572	21	4%	593
NEW YORK HOSPITAL LABORATORIES	1	576	16	3%	593
BROOKDALE FORT MYERS CYPRESS LAKE		590	2	0%	592

COVID-19: testing by laboratory

Data through May 12, 2021 verified as of May 13, 2021 at 09:25 AM

Data in this report are provisional and subject to change.

The numbers in the table below represent the number of Florida and non-Florida residents for whom test results were received by the Department of Health. A person can be tested by more than one laboratory and can have both positive and negative results. **Therefore, the sum of the numbers in each column will be larger than the total number of people tested.**

Reporting lab	Inconclusive	Negative	Positive	Percent positive	Total
BONIFAY NURSING AND REHAB CENTER		555	33	6%	588
DBI HEALTH INC		572	16	3%	588
SHORELINE PHYSICIAN GROUP		364	223	38%	587
HOSPICE OF THE FLORIDA SUNCOAST,THE		577	9	2%	586
DOH - INDIAN RIVER		487	99	17%	586
ANCIENT CITY PEDIATRICS	1	559	25	4%	585
AFC URGENT CARE TYRONE		4	580	99%	584
BODYK		573	11	2%	584
FLORIDA HOSPITAL HEARTLAND MED CTR LAKE PLACID		462	122	21%	584
SUNSHINE URGENT CARE LLC		429	154	26%	583
LAUDERDALE NURSING CENTER LLC	1	561	19	3%	581
INNOVATIVE GENOMICS, LLC	9	526	45	8%	580
WEST GABLES HEALTH CARE CENTER		562	11	2%	573
TENNESSEE DOH - NASHVILLE	2	504	66	12%	572
MEDICAL VB		451	121	21%	572
NURSING PLUS OF BROWARD LLC	1	545	23	4%	569
PREMIER MEDICAL CENTER LLC	11	530	28	5%	569
ECCOLAB GROUP	1	148	419	74%	568
BENTON PEDIATRICS INC		510	58	10%	568
PORT SAINT LUCIE HOSPITAL		558	10	2%	568
PLANT CITY PEDIATRICS	1	455	111	20%	567
RICARDO NAVARRO DO PA		478	88	16%	566
DIGNITY HEALING, LLC		544	19	3%	563
PALM GARDEN OF WINTER HAVEN	3	544	16	3%	563
ARCPPOINTS LABS		491	71	13%	562
ENCOMPASS HEALTH REHABILITATION HOSPITAL OF SUNRISE	8	545	8	1%	561
MEMORIAL PEMBROKE 24/7 CARE CENTER		432	129	23%	561
NEMOURS CHILDERN'S HOSPITAL		453	108	19%	561
CHAUTAUQUA REHABILITATION AND NURSING CENTER		547	12	2%	559
VETERANS AFFAIRS MEDICAL CENTER - BAY PINES		19	539	97%	558
PEDIATRIC ASSOCIATES OF OCALA PA		516	42	8%	558
PALM GARDEN OF JACKSONVILLE	2	475	80	14%	557
BAPTIST PRIMARY CARE, INC		524	31	6%	555
VETERANS AFFAIRS MEDICAL CENTER - GAINESVILLE		3	552	99%	555
FIRST CHOICE PEDIATRICS		437	118	21%	555
PEDIATRICS BY THE SEA		522	33	6%	555
CONSULATE HEALTH CARE OF BAYONET POINT	4	537	14	3%	555
CITRUS NURSING CENTER LLC		507	47	8%	554
The Sands at South Beach		549	4	1%	553
FLORIDA STATE HOSPITAL CLINICAL LABORATORY		549	3	1%	552
Solaris Healthcare Daytona	2	500	50	9%	552
THE PALACE AT HOMESTEAD	1	529	21	4%	551
BROWARD PARTNERSHIP	6	537	8	1%	551
Good Samaritan Society Kissimmee Village		483	66	12%	549
JAMES A HALEY VETERANS HOSPITAL		1	548	100%	549
EXPERTUS LABORATORIES INC		448	100	18%	548

COVID-19: testing by laboratory

Data through May 12, 2021 verified as of May 13, 2021 at 09:25 AM

Data in this report are provisional and subject to change.

The numbers in the table below represent the number of Florida and non-Florida residents for whom test results were received by the Department of Health. A person can be tested by more than one laboratory and can have both positive and negative results. **Therefore, the sum of the numbers in each column will be larger than the total number of people tested.**

Reporting lab	Inconclusive	Negative	Positive	Percent positive	Total
VITAE DIAGNOSTICS		534	13	2%	547
LORI MCAULIFFE MD PA		500	47	9%	547
GANDY CROSSING CARE CENTER	1	525	20	4%	546
NCF DIAGNOSTICS & DNA TECHNOLOGIES	15	213	318	58%	546
THE VILLAGES REGIONAL HOSPITAL FREESTANDING		495	50	9%	545
LIFE CARE CENTER OF WINTER HAVEN		525	20	4%	545
COASTAL URGENT CARE		428	116	21%	544
CARENOW	2	308	233	43%	543
DOCTORS CENTER,THE		432	111	20%	543
MEDIPATH		108	435	80%	543
PENSACOLA PEDIATRICS MILTON		481	61	11%	542
JACKSON MEMORIAL LONG TERM CARE CENTER		505	36	7%	541
NORTH FLORIDA REHABILITATION & SPECIALTY CARE□		531	9	2%	540
STEWART SEBASTIAN RIVER MEDICAL CENTER		483	57	11%	540
HERON POINTE HEALTH AND REHABILITATION	1	536	3	1%	540
MIDWAY SPECIALTY CARE CENTER	3	422	114	21%	539
MANOR AT CARPENTERS		506	32	6%	538
FLOMEDILAB		301	236	44%	537
LITTLE PINE PEDIATRICS PLLC	3	472	61	11%	536
PARTICLE THEORY LABS		511	25	5%	536
ORLANDO HEALTH CENTER FOR REHABILITATION		519	15	3%	534
Consulate Health Care of North Fort Myers		521	13	2%	534
WHITE-WILSON MEDICAL CENTER - NICEVILLE		483	51	10%	534
SANDBAY URGENT CARE		433	100	19%	533
LIFE CARE CENTER OF PALM BAY□		505	28	5%	533
KINDRED HOSPITAL	10	501	22	4%	533
MAGNOLIA FAMILY URGENT CARE		483	49	9%	532
JACKSON MEMORIAL PERDUE MEDICAL CENTER		502	29	5%	531
MED FAST URGENT CARE CENTER		260	269	51%	529
CLERMONT HEALTH AND REHABILITATION CENTER		496	33	6%	529
BROOKSVILLE HEALTHCARE CENTER LLC□		514	15	3%	529
University Crossing		526	2	0%	528
MEDICAL CENTER CLINIC-IMMEDIATE CARE	1	423	104	20%	528
ORLANDO VA MEDICAL CENTER		2	525	100%	527
FLORIDA DEPARTMENT OF HEALTH CLAY COUNTY	1	424	101	19%	526
TRINITY REGIONAL REHAB CENTER		494	32	6%	526
Palm Garden of Largo		520	4	1%	524
Solaris HealthCare Windermere		491	33	6%	524
NEW PLANT CITY FAMILY CARE	1	290	233	44%	524
HILLCREST HEALTH CARE & REHABILITATION CENTER	3	506	15	3%	524
STARKE FAMILY MEDICAL CENTER		428	95	18%	523
MEMPHIS PATHOLOGY LABORATORY	5	493	24	5%	522
SUSANNA WESLEY HEALTH CENTER		485	37	7%	522
ST CLOUD REGIONAL MEDICAL CENTER CLINICAL LAB		394	127	24%	521
EMERALD COAST PEDIATRICS & ADOL		454	65	13%	519
SOLARIS HEALTHCARE OSCEOLA		494	25	5%	519

COVID-19: testing by laboratory

Data through May 12, 2021 verified as of May 13, 2021 at 09:25 AM

Data in this report are provisional and subject to change.

The numbers in the table below represent the number of Florida and non-Florida residents for whom test results were received by the Department of Health. A person can be tested by more than one laboratory and can have both positive and negative results. **Therefore, the sum of the numbers in each column will be larger than the total number of people tested.**

Reporting lab	Inconclusive	Negative	Positive	Percent positive	Total
ENZO CLINICAL LABS INC	3	490	26	5%	519
Ocala Health and Rehabilitation Center		493	24	5%	517
MOOSEHAVEN HEALTH CENTER		467	49	9%	516
PINES OF SARASOTA		507	9	2%	516
PARKLANDS FACILITY INC	4	470	42	8%	516
PW WINDERMERE SUBTENANT LLC		510	4	1%	514
MEDFAST URGENT CARE CENTERS		231	283	55%	514
ATLANTIC SHORES NURSING AND REHAB CENTER	1	499	13	3%	513
AMBULATORY SURGERY CENTER OF BOCA RATON LTD		507	4	1%	511
ASSOCIATESMD MEDICAL GROUP INC		436	75	15%	511
BHA TITUSVILLE CLINIC		474	35	7%	509
TIDEWELL HOSPICE INC	2	500	7	1%	509
THE SPRINGS AT BOCA CIEGA BAY		498	11	2%	509
NEW YORK PRESBYTERIAN - CUMC CLINICAL		488	20	4%	508
WIMAUMA COMMUNITY HEALTH CENTER		420	87	17%	507
METROPOLITAN HOSPITAL CENTER		498	9	2%	507
LA MER NH LLC		498	8	2%	506
FLO-MEDILAB SERVICES LLC		195	311	61%	506
FAIRWAY OAKS CENTER LLC	6	493	6	1%	505
UNIVERSITY OF CENTRAL FLORIDA HEALTH SERVICES		483	21	4%	504
ASCEND CLINICAL	7	415	82	16%	504
MEDSCAN LABORATORY INC	1	284	218	43%	503
Darcy Hall Of Life Care		488	14	3%	502
OKEECHOBEE COUNTY HEALTH DEPT	1	369	131	26%	501
GEORGIA PUBLIC HEALTH LABORATORY		467	34	7%	501
ADVENTHEALTH EXPRESS CARE AT		417	84	17%	501
CLINICAL PATHOLOGY LABS		388	112	22%	500
GOOD SAMARITAN CENTER		497	3	1%	500
Cypress Cove Care Center		398	101	20%	499
Colonial Lakes Health Care		453	46	9%	499
VITAS HEALTHCARE CORPORATION		491	5	1%	496
SOLARIS HEALTHCARE MERRITT ISLAND		433	62	13%	495
VITAS LUTHERAN TOWERS INPATIENT PROGRAM		429	65	13%	494
TUSKAWILLA NURSING AND REHAB CENTER	2	484	8	2%	494
NAIA		493	1	0%	494
BOULEVARD REHABILITATION CENTER		478	16	3%	494
Heartland Healthcare of Ft. Myers	1	490	3	1%	494
Parkview Rehabilitation Center at Winter Park		482	10	2%	492
ELLENTON PEDIATRICS		473	19	4%	492
Quest Diag Unspecifd	1	326	164	33%	491
Williston Care Center		426	64	13%	490
AMEERAH LABS, LLC	2	399	89	18%	490
VILLAGE DOCTORS OF KEYSTONE		389	100	20%	489
EPN URGENT CARE		83	406	83%	489
SOLARIS HEALTHCARE BAYONET POINT		467	21	4%	488
Life Care Center of Punta Gorda	1	469	15	3%	485

COVID-19: testing by laboratory

Data through May 12, 2021 verified as of May 13, 2021 at 09:25 AM

Data in this report are provisional and subject to change.

The numbers in the table below represent the number of Florida and non-Florida residents for whom test results were received by the Department of Health. A person can be tested by more than one laboratory and can have both positive and negative results. **Therefore, the sum of the numbers in each column will be larger than the total number of people tested.**

Reporting lab	Inconclusive	Negative	Positive	Percent positive	Total
SAMANTHA WILSON CARE CENTER	4	468	12	2%	484
AZALEA TRACE PHYSICIAN SERVICES		476	7	1%	483
FLETCHER HEALTH AND REHABILITATION CENTER		480	3	1%	483
PALM BEACH PEDIATRICS PA	2	416	64	13%	482
HARTS HARBOR HEALTH CARE CENTER		457	24	5%	481
Manatee Springs Rehabilitation and Nursing Center		460	20	4%	480
FAMILY EXPRESS URGENT CARE		5	473	99%	478
NAVAL HOSPITAL - JACKSONVILLE		138	340	71%	478
MOBILE MEDICAL ASSOCIATES PL	17	409	52	11%	478
HEALTHY STEPS PEDIATRICS		425	52	11%	477
ADVENTHEALTH EXPRESS CARE AT WALGREENS 49TH STREET		405	71	15%	476
Q ANSWER LAB	1	414	59	12%	474
Santa Rosa Center for Rehabilitation and Healing		403	71	15%	474
FAMILY CARE PARTNERS OF NORTHEAST FLORIDA LLC		394	79	17%	473
HOLISTIX TREATMENT CENTERS		460	11	2%	471
SEASIDE HEALTH AND REHABILITATION CENTER		408	63	13%	471
AYERS HEALTH & REHABILITATION CENTER		463	7	1%	470
NTD_EUROFINS_AIMS		429	40	9%	469
Bayside Care Center	1	448	20	4%	469
MANOR CARE OF BOYNTON BEACH LLC		445	24	5%	469
MARION AND BERNARD L SAMSON NURSING CENTER		464	4	1%	468
CLINICAL LABS OF HAWAII		464	4	1%	468
ABBAY DELRAY		461	6	1%	467
CareATC - Jackson	120	300	46	10%	466
MANORCARE HEALTH SERVICES - VENICE		410	56	12%	466
OCEAN BIOSCIENCES		455	11	2%	466
UNIVERSITY OF TAMPA STUDENT HEALTH AND SHC CLINICAL LABORATORY		298	168	36%	466
BROOKDALE PALMER RANCH	1	407	57	12%	465
LIFE HOPE LABS, LLC		449	15	3%	464
HEALTHWORKS MED GROUP OF FLORIDA PA	3	452	9	2%	464
AVANTE AT OCALA INC	5	426	32	7%	463
ONESTOP MEDICAL AND URGENT CARE LLC		401	61	13%	462
THE PALACE MANAGEMENT - THE PALACE AT CORAL GABLES		458	3	1%	461
ST PETERSBURG PEDIATRICS-SEMINOLE BLVD		388	73	16%	461
HARDEE COUNTY HEALTH DEPARTMENT		373	86	19%	459
PALM GARDEN OF WEST PALM BEACH	4	439	16	3%	459
TREASURE COAST COMMUNITY HEALTH	3	378	75	16%	456
INDIAN RIVER CTR, LLC		403	52	11%	455
PEDIATRIC HEALTH CARE ALLIANCE, PA		412	43	9%	455
CLARIDGE HOUSE NURSING CENTER		437	18	4%	455
ST PETERSBURG PEDIATRICS-PARK BLVD		412	42	9%	454
BAPTIST HEALTH URGENT CARE AT PLANTATION		385	69	15%	454
NATIONS BEST FAMILY HEALTH CARE		267	187	41%	454
ORCHARD PARK HEALTH & REHABILITATION		447	6	1%	453
ROLLINS COLLEGE WELLNESS CENTER		130	322	71%	452
BLOUNTSTOWN REHABILITATION CENTER LLC		344	108	24%	452

COVID-19: testing by laboratory

Data through May 12, 2021 verified as of May 13, 2021 at 09:25 AM

Data in this report are provisional and subject to change.

The numbers in the table below represent the number of Florida and non-Florida residents for whom test results were received by the Department of Health. A person can be tested by more than one laboratory and can have both positive and negative results. **Therefore, the sum of the numbers in each column will be larger than the total number of people tested.**

Reporting lab	Inconclusive	Negative	Positive	Percent positive	Total
RITECARE MEDICAL CENTER		360	90	20%	450
PRO HEALTH		202	248	55%	450
ST ANDREWS BAY SKILLED NURSING &		389	61	14%	450
WATERMARK LAKE POINTE WOODS LLC		431	18	4%	449
SMA SPECIALTY MEDICAL LAB		120	327	73%	447
DIAMOND RIDGE HEALTH AND REHABILITATION CENTER		424	22	5%	446
RENAISSANCE AT THE TERRACES		438	8	2%	446
DIAGNOSTIC & CLINICAL CARE SERVICES INC DBA		357	89	20%	446
SPECIALTY HEALTH AND REHABILITATION CENTER		414	31	7%	445
MORSELIFE MEMORY CARE RESIDENCE		433	10	2%	443
Destin Healthcare and Rehabilitation Center	1	401	40	9%	442
EMERITUS AT NAPLES	2	439	1	0%	442
BROOKDALE LAKE TAVARES		431	8	2%	439
WALGREENS 3173		400	39	9%	439
ORCHARD RIDGE CARE AND REHABILITATION CENTER		419	19	4%	438
ABBOTT DIAGNOSTICS		409	29	7%	438
FLORIDA HEART & VASCULAR MULTISPECIALTY GROUP PA		333	103	24%	436
Bardmoor Oaks Healthcare and Rehabilitation Center		422	14	3%	436
TAMARAC REHABILITATION & HEALTH CENTER		429	6	1%	435
PENSACOLA PEDIATRICS, PA		416	19	4%	435
APP-UNIPATH, LLC	2	417	16	4%	435
PruittHealth Panama City	1	369	64	15%	434
CHEEK AND SCOTT DRUGS INC		360	72	17%	432
BAPTIST PRIMARY CARE INC	1	403	28	6%	432
Life Care Center of Ocala		360	70	16%	430
AVECINA MEDICAL JULINGTON	1	240	189	44%	430
FLORIDA DEPT OF HEALTH IN BREVARD COUNTY	3	364	63	15%	430
COLLIER COUNTY JAIL		424	3	1%	427
HCSO OCCUPATIONAL HEALTH AND WELLNESS CENTER		344	83	19%	427
Solaris Healthcare Lake Bennet		388	38	9%	426
HEALTH CENTRAL PARK		359	67	16%	426
SUNLAND MARIANNA COX MEDICAL CENTER		382	43	10%	425
BAY VILLAGE OF SARASOTA INC		422	3	1%	425
SUN COUNTRY PEDIATRICS PLLC	9	378	37	9%	424
FLORIDA DEPARTMENT OF HEALTH IN LIBERTY COUNTY	3	324	97	23%	424
PALMS OF SEBRING		385	38	9%	423
SABAL DIRECT PRIMARY CARE, PA		338	84	20%	422
LEHIGH REGIONAL MEDICAL CENTER LAB	2	372	47	11%	421
GARCIA CLINICAL LABORATORY		28	392	93%	420
KEY LARGO - LARGO CARGO		379	38	9%	417
MY HEALTHY BLUEPRINT BY BAPTIST HEALTH CARE		349	68	16%	417
MINUTECLINIC LLC #3671		372	45	11%	417
Bay Breeze Senior Living and Rehabilitation Center		363	53	13%	416
PEACHTREE IMMEDIATE CARE		351	65	16%	416
BRIDGEWATER PARK HEALTH AND REHAB	3	379	34	8%	416
HEALTH PARK CARE CENTER		408	7	2%	415

COVID-19: testing by laboratory

Data through May 12, 2021 verified as of May 13, 2021 at 09:25 AM

Data in this report are provisional and subject to change.

The numbers in the table below represent the number of Florida and non-Florida residents for whom test results were received by the Department of Health. A person can be tested by more than one laboratory and can have both positive and negative results. **Therefore, the sum of the numbers in each column will be larger than the total number of people tested.**

Reporting lab	Inconclusive	Negative	Positive	Percent positive	Total
LIFE CARE PONTE VEDRA INC		402	12	3%	414
FLORIDA DEPARTMENT OF HEALTH		361	53	13%	414
Timberridge Center for Rehabilitation and Healing		378	35	8%	413
STUART - FAIRGROUNDS		364	49	12%	413
MILLENNIA ADVANCED SCIENTIFIC LLC		359	51	12%	410
PALMS REHABILITATION AND HEALTHCARE CENTER		369	40	10%	409
BAYSHORE DIAGNOSTICS		362	46	11%	408
TIDE LABORATORIES		362	45	11%	407
Vi at Lakeside Village Skilled Nursing		392	15	4%	407
NAPHCARE, INC AT MANATEE COUNTY JAIL		380	26	6%	406
UR MEDICINE LABS- CENTRAL LABORATORY		380	26	6%	406
HENDRY REGIONAL MEDICAL CENTER		118	287	71%	405
Solaris Healthcare Coconut Creek		394	11	3%	405
The Care Center at Pinellas Park	1	390	14	3%	405
LASER & SURGERY CENTER OF THE PALM BEACHES		403	2	0%	405
ELMCROFT PINECREST	1	376	27	7%	404
TRI-COUNTY NURSING AND REHABILITATION CENTER INC		389	15	4%	404
HARDEE MANOR HEALTH CARE CENTER	1	398	4	1%	403
BARTON HEALTH ALLIANCE	3	353	47	12%	403
OCEAN VIEW NURSING AND REHAB CENTER		379	22	5%	401
ARCPOINT LABS OF ST PETERSBURG		308	91	23%	399
LUIS A GHIGLINO MD PA		386	12	3%	398
MEDFAST URGENT CARE CENTER		167	231	58%	398
Life Care Center at Inverrary		387	10	3%	397
ROSEWOOD HEALTH AND REHABILITATION CENTER		370	27	7%	397
MADISON FACILITY INC		389	7	2%	396
Coastal Health and Rehabilitation Center		382	12	3%	394
MINI ER AND URGENT CARE		289	105	27%	394
JACKSONVILLE KIDS PEDIATRICS, PLLC		359	35	9%	394
EXCEL PEDIATRICS		336	58	15%	394
PEDIATRICS IN BREVARD PA- ROCKLEDGE		347	47	12%	394
ADVANCED AMBULATORY SURGERY CENTER		380	14	4%	394
PORT CHARLOTTE HMA		350	43	11%	393
BAPTIST HEALTH SOUTH FLORIDA - WEST BOCA URGENT CARE		326	66	17%	392
GENETIC TECHNOLOGICAL INNOVATIONS, LLC		378	14	4%	392
SIGNATURE HEALTHCARE OF NORTH FLORIDA		388	4	1%	392
CORAL TRACE HEALTH CARE	2	384	5	1%	391
MANORCARE AT LELY PALMS		383	7	2%	390
BARBER		13	376	97%	389
AVANTE AT MT DORA		381	8	2%	389
Stacey Health Care Centers Inc. dba Riverside Care Center		358	30	8%	388
LIFE BRITE	4	365	18	5%	387
VILLAGE PLACE NH LLC		340	46	12%	386
BOCA BIOLISTICS REFERENCE LABORATORY	3	256	127	33%	386
SERENADES IN THE VILLAGES		333	53	14%	386
SEA BREEZE REHAB AND NURSING CENTER		376	9	2%	385

COVID-19: testing by laboratory

Data through May 12, 2021 verified as of May 13, 2021 at 09:25 AM

Data in this report are provisional and subject to change.

The numbers in the table below represent the number of Florida and non-Florida residents for whom test results were received by the Department of Health. A person can be tested by more than one laboratory and can have both positive and negative results. **Therefore, the sum of the numbers in each column will be larger than the total number of people tested.**

Reporting lab	Inconclusive	Negative	Positive	Percent positive	Total
VILLAGE DOCTORS FAMILY MEDICAL CENTER OF		316	68	18%	384
FAMILY MEDICAL CARE OF PALM BEACH		280	104	27%	384
AVON PARK PEDIATRICS INC	3	341	40	10%	384
SUNCOAST URGENT CARE		286	97	25%	383
JACKSONVILLE VA UNIVERSITY OPC	4	367	12	3%	383
ST CATHERINE'S WEST REHABILITATION HOSPITAL		369	13	3%	382
BAYFRONT MEDICAL		335	47	12%	382
VETERANS AFFAIRS MEDICAL CENTER - LAKE CITY		52	330	86%	382
BROOKDALE PADDOCK HILLS	2	378	2	1%	382
BEAR CREEK NURSING CENTER		377	5	1%	382
COMMUNITY HEALTH AND REHABILITATION CENTER		319	63	16%	382
ENCOMPASS HEALTH REHABILITATION OF SEA PINES		380	1	0%	381
TRENTON MEDICAL CENTER INC DBA PALMS MEDICAL GROUP	4	282	93	25%	379
ST JOSEPH'S HOSPITAL LABORATORY		2	376	99%	378
ARCPPOINT LABS OF SARASOTA MANATEE		295	83	22%	378
ACCESS MEDICAL CENTER	1	344	33	9%	378
SANFORD LABORATORIES		334	43	11%	377
24/7 PEDIATRIC CARE CENTERS INC		356	21	6%	377
SPRINGTREE REHAB & HEALTH CARE CENTER		352	24	6%	376
SOLARIS HEALTHCARE PARKWAY	2	355	19	5%	376
Solaris HealthCare Imperial		368	8	2%	376
BAYA PHARMACY WEST		8	368	98%	376
KISSIMMEE FACILITY OPERATIONS LLC		352	24	6%	376
ELMHURST HOSPITAL CENTER	1	343	32	9%	376
FAIR HAVENS CENTER, OPCO		368	7	2%	375
COLOR GENOMICS, INC.	4	365	6	2%	375
REHABILITATION CENTER OF LAKE CITY, THE		345	30	8%	375
FL HUD DESTIN, LLC D/B/A GRAND BOULEVARD HEALTH		336	39	10%	375
EHEALTHSCREENINGS, LLC		374			374
EPWORTH VILLAGE RETIREMENT COMMUNITY		367	6	2%	373
HAINES CITY REHABILITATION AND NURSING CENTER		349	24	6%	373
MANOR CARE OF NAPLES FL LLC		366	6	2%	372
HOLLEY NAVARRE MEDICAL CLINIC		287	84	23%	371
URGENT CARE BETHESDA	1	318	52	14%	371
LAKE EUSTIS HEALTH AND REHABILITATION CENTER		363	8	2%	371
FAMILY CARE PARTNERS OF NE FLORIDA LLC		295	76	20%	371
VIERA VA OPC		364	7	2%	371
MACDILL AIR FORCE BASE		330	41	11%	371
INFORM DIAGNOSTICS		361	9	2%	370
Palmetto Subacute Care Center		359	11	3%	370
RAPID RELIABLE TESTING NY LLC		357	12	3%	369
ADVENT HEALTH - TAMPA		148	221	60%	369
BAYA POINTE NURSING AND REHABILITATION		285	83	23%	368
HOLISTIC PEDIATRICS GROUP LLC		343	25	7%	368
HOLIDAY CVS LLC DBA CVS/PHARMACY #0440		352	16	4%	368
TAVARES PEDIATRICS		308	59	16%	367

COVID-19: testing by laboratory

Data through May 12, 2021 verified as of May 13, 2021 at 09:25 AM

Data in this report are provisional and subject to change.

The numbers in the table below represent the number of Florida and non-Florida residents for whom test results were received by the Department of Health. A person can be tested by more than one laboratory and can have both positive and negative results. **Therefore, the sum of the numbers in each column will be larger than the total number of people tested.**

Reporting lab	Inconclusive	Negative	Positive	Percent positive	Total
ESTERO ISLAND MEDICAL CENTER		289	76	21%	365
AVENTURA REHAB AND NURSING CENTER		346	18	5%	364
Marshall Health and Rehabilitation Center		314	49	13%	363
RIVERS FAMILY MEDICINE PA		276	87	24%	363
CYPRESS COVE		354	8	2%	362
SOUTHWEST ORLANDO FAMILY MEDICINE, PL		298	60	17%	358
CITY OF PORT SAINT LUCIE		333	24	7%	357
AVANTE AT LEESBURG INC		352	5	1%	357
ARGO SENIOR LIVING AT HAVERHILL		336	21	6%	357
The Grove Health and Rehabilitation		331	24	7%	355
Surrey Place Healthcare and Rehabilitation		352	2	1%	354
KEY WEST HEALTH AND REHAB	1	344	8	2%	353
EAST RIDGE RETIREMENT VILLAGE		350	3	1%	353
VILLAGE AT VIENNA SQUARE,THE	6	329	17	5%	352
WILLISTON PEDIATRICS PA	1	310	41	12%	352
FOUNTAIN INN NURSING & REHABILITATION CTR, INC		346	6	2%	352
MY CLINICAL LAB		223	129	37%	352
CORAL BAY HEALTHCARE AND REHABILITATION	1	338	12	3%	351
FLORIDA KEYS PEDIATRICS & ADOLESCENT CENTER		333	18	5%	351
AFTER HOURS PEDIATRICS INC	1	1	348	99%	350
HOSPICE OF LAKE & SUMTER INC	1	337	10	3%	348
JACKSON PLAZA NURSING & REHAB CENTER	6	332	9	3%	347
Avante at St Cloud, Inc.		336	11	3%	347
APOLLO HEALTH & REHABILITATION		339	7	2%	346
SELECT REFERENCE LABORATORIES, LLC	1	333	12	3%	346
HEALTH DESIGNS		332	14	4%	346
FRICKS PHARMACY		282	64	18%	346
Concordia Village of Tampa AL		340	5	1%	345
FIRST CHOICE PEDIATRICS INC		305	40	12%	345
USAFSAM/PHE		175	170	49%	345
CRYSTAL RIVER HEALTH & REHAB		341	4	1%	345
SUNRISE DIAGNOSTIC LABORATORY		292	53	15%	345
REGENTS PARK OF BOCA RATON		339	5	1%	344
FLORIDA HEALTH CARE PLANS			344	100%	344
POMPANO REHABILITATION AND NURSING CTR		338	5	1%	343
LabCorp (Non-Interfaced)	2	131	210	61%	343
ADVENT HEALTH CENTRA CARE - PALM COAST		80	262	77%	342
DEPARTMENT OF HEALTH BUREAU OF FAMILY		331	11	3%	342
STATMED QUICK QUALITY CLINIC AT NORTH PINELLAS		80	261	77%	341
ST LUCIE EMPLOYEE HEALTH & WELLNESS CENTER		328	13	4%	341
CRONOS CLINICAL LABORATORY	22	227	91	27%	340
VI AT BENTLEY VILLAGE HOME CARE		339	1	0%	340
CONCIMED LLC		305	33	10%	338
ST JUDE CHILDREN'S RESEARCH HOSPITAL		323	15	4%	338
MEDICAL CENTER AT OCEAN REEF,THE		321	17	5%	338
MACCLENNY NURSING AND REHAB		320	18	5%	338

COVID-19: testing by laboratory

Data through May 12, 2021 verified as of May 13, 2021 at 09:25 AM

Data in this report are provisional and subject to change.

The numbers in the table below represent the number of Florida and non-Florida residents for whom test results were received by the Department of Health. A person can be tested by more than one laboratory and can have both positive and negative results. **Therefore, the sum of the numbers in each column will be larger than the total number of people tested.**

Reporting lab	Inconclusive	Negative	Positive	Percent positive	Total
SIGNATURE HEALTHCARE AT THE COURTYARD		291	47	14%	338
RULEME CENTER	2	306	30	9%	338
Avante at Inverness		333	3	1%	336
KENNEDY PAIN CLINIC GROUP LLC		301	34	10%	335
LODGE HEALTH AND REHABILITATION CENTER, THE		302	33	10%	335
AMERICAN FINNISH NURSING HOME	2	325	8	2%	335
MIAMI CEREBRAL PALSY RESIDENTIAL		334	1	0%	335
ARDEN COURTS OF TAMPA	2	327	6	2%	335
PHYSICIANS REGIONAL WALK-IN		196	138	41%	334
TIERRA PINES CENTER		321	13	4%	334
WALGREENS 4915	1	296	36	11%	333
CENTRAL FLORIDA HEALTH SERVICES		288	45	14%	333
Life Care Center at Wells Crossing		309	24	7%	333
GOOD SAMARITAN SOCIETY-DAYTONA		312	21	6%	333
CROSS POINTE CARE CENTER	2	325	6	2%	333
NORTH PINELLAS STATMED QUICK QUALITY CLINICS		236	97	29%	333
EDGEWATER AT WATERMAN VILLAGE, THE		316	16	5%	332
DAYTONA BEACH HEALTH AND REHAB CENTER		329	2	1%	331
DELTONA HEALTH CARE		307	24	7%	331
ROSEN MEDICAL CENTER		287	44	13%	331
ACCURATE DIAGNOSTIC LABS, INC		311	18	5%	329
XPRESS URGENT CARE- PORT ST. LUCIE		176	153	47%	329
CENTERSTONE OF FLORIDA		301	28	9%	329
TGH		1	327	100%	328
WESTCHESTER GARDENS LIMITED PARTNERSHIP		319	9	3%	328
TALLAHASSEE NHHI LLC	1	299	27	8%	327
HCTB INC		270	57	17%	327
ST JAMES HEALTH AND REHABILITATION CENTER		240	87	27%	327
ELLENTON PEDIATRICS PA		307	20	6%	327
SILVER CREEK SENIOR LIVING COMMUNITY		321	5	2%	326
AMERICAN ESOTERIC LAB-BIRMINGHAM		320	5	2%	325
220 GOLDEN, LLC	1	308	16	5%	325
JUPITER MEDICAL CENTER URGENT CARE - STUART		246	79	24%	325
PIONEER CLINICAL LAB, LLC		212	113	35%	325
Sunset Point Center		318	6	2%	324
LUTHERAN HAVEN		314	9	3%	323
AVELLINO LAB USA, INC	1	308	14	4%	323
HARBOURWOOD	1	315	7	2%	323
BIOCEPT		300	22	7%	322
Avante at Orlando	1	314	6	2%	321
Life Care Center of Sarasota		308	13	4%	321
HEATHER HILL HEALTHCARE CENTER		274	47	15%	321
HAVEN OF OUR LADY OF PEACE INC		313	8	2%	321
HUNT CLUB PEDIATRIC ASSOCIATES, P.A.		272	48	15%	320
QUICK CARE MED LLC	1	255	64	20%	320
West Melbourne Health and Rehabilitation Center		319	1	0%	320

COVID-19: testing by laboratory

Data through May 12, 2021 verified as of May 13, 2021 at 09:25 AM

Data in this report are provisional and subject to change.

The numbers in the table below represent the number of Florida and non-Florida residents for whom test results were received by the Department of Health. A person can be tested by more than one laboratory and can have both positive and negative results. **Therefore, the sum of the numbers in each column will be larger than the total number of people tested.**

Reporting lab	Inconclusive	Negative	Positive	Percent positive	Total
GULF COAST MEDICAL CENTER		313	6	2%	319
JACKSONVILLE UNIVERSITY	1	301	17	5%	319
PruittHealth Santa Rosa		225	94	29%	319
LAKESIDE NEUROLOGIC		304	14	4%	318
HOMESTEAD MANOR	2	275	41	13%	318
MEDEXPRESS LUTZ		4	313	99%	317
COLLIER PHARMACY		258	58	18%	316
D PEDIATRICS		285	30	10%	315
BAY COUNTY SHERIFFS OFFICE JAIL FACILITY		262	53	17%	315
PALM GARDEN OF PINELLAS		313	1	0%	314
HIGHLANDS URGENT CARE			314	100%	314
SILVERCREST HEALTH AND REHABILITATION CENTER	3	303	8	3%	314
CONSULATE HEALTH CARE OF SAFETY HARBOR		307	7	2%	314
GENESIS MEDICAL LABORATORY MIAMI FL.		83	230	73%	313
OSPREY LODGE		252	60	19%	312
AMERICAN RESEARCH LABS		266	46	15%	312
STAR CARE		260	52	17%	312
RIVERWOOD HEALTH NH LLC		271	39	13%	310
ST VINCENT'S AMBULATORY CARE INC DBA	2	269	39	13%	310
PONTE VEDRA GARDENS		308	1	0%	309
LEESBURG PEDIATRICS		272	37	12%	309
Chatsworth at PGA National, LLC		295	14	5%	309
MIDWAY PRIMARY CARE, LLC	11	190	107	35%	308
CONEY ISLAND HOSPITAL	1	296	11	4%	308
Chatham Glen Healthcare and Rehabilitation Center		298	9	3%	307
PROFESSIONAL URGENT CARE SERVICES		255	52	17%	307
LAKELAND REGIONAL HEALTH SYSTEMS INC		39	266	87%	305
USA HEALTH UNIVERSITY HOSPITAL CLINICAL LABORATORY	1	294	10	3%	305
PERSONALIZED GENETIC TESTING	3	202	100	33%	305
DE LUNA HEALTH AND REHABILITATION CENTER		281	23	8%	304
WHITE WILSON MEDICAL IMMEDIATE CARE NICEVILLE		77	227	75%	304
CLARE BRIDGE ORMOND BEACH	1	303			304
SARAPATH DIAGNOSTICS		172	131	43%	303
LAKE PARK OF MADISON		292	11	4%	303
FLORIDA ATLANTIC UNIVERSITY STUDENT HEALTH		250	52	17%	302
DISCOVERY VILLAGE AT NAPLES		284	17	6%	301
FREEDOM SQUARE NURSING CENTER		289	12	4%	301
JUPITER MEDICAL CENTER URGENT CENTER		252	49	16%	301
AVANTE AT ORMOND BEACH INC		291	9	3%	300
MEDICATION ROOMS-CSU/CI NURSE STATION	1	286	13	4%	300
renaissance health and rehabilitation center		273	27	9%	300
ARBOR FACILITY INC		296	4	1%	300
BUENA VISTA URGENT CARE		264	34	11%	298
THE RESIDENCE AT TIMBER PINES	4	267	26	9%	297
HEARTLAND PEDIATRICS OF LAKE PLACID PA	1	259	36	12%	296
MILLENNIUM PHYSICIAN GROUP LLC		259	37	13%	296

COVID-19: testing by laboratory

Data through May 12, 2021 verified as of May 13, 2021 at 09:25 AM

Data in this report are provisional and subject to change.

The numbers in the table below represent the number of Florida and non-Florida residents for whom test results were received by the Department of Health. A person can be tested by more than one laboratory and can have both positive and negative results. **Therefore, the sum of the numbers in each column will be larger than the total number of people tested.**

Reporting lab	Inconclusive	Negative	Positive	Percent positive	Total
ALLIANCE PEDIATRICS PA		288	8	3%	296
BROOKDALE DESTIN		284	12	4%	296
LONGWOOD FAMILY PRACTICE		226	69	23%	295
PAVILION FOR HEALTHCARE, THE		292	3	1%	295
FARAH MEDICAL		279	15	5%	294
WESTWOOD HEALTHCARE SNF		248	46	16%	294
HOSPICE OF ST FRANCIS INC□		287	7	2%	294
NORTHWEST MEDICAL CENTER CLINICAL LABORATORY		175	118	40%	293
CHIPOLA HEALTH AND REHAB		275	18	6%	293
PROTEUS MOLECULAR AND CLINICAL LAB	1	179	112	38%	292
BIOIQ		243	48	16%	291
AMELIA MEDICAL CARE		132	159	55%	291
PALMS FACILITY INC		273	18	6%	291
SHC College Park		288	3	1%	291
CORAL REEF NURSING & REHABILITATION CENTER		283	8	3%	291
IMA MEDICAL GROUP		209	82	28%	291
AMERICAN HEALTH ASSOCIATES INC	1	270	19	7%	290
CAREATC CITY OF TAMPA	24	225	41	14%	290
Rehabilitation Center for Park Place LLC		279	11	4%	290
SIGNATURE HEALTHCARE OF ORANGE PARK		286	4	1%	290
SANDY PINES	2	244	44	15%	290
BOND CLINIC, PA		217	73	25%	290
Solaris Senior Living North Naples ALF		281	9	3%	290
AUBURN UNIVERSITY MEDICAL CLINIC		227	62	21%	289
PALM GARDEN OF GAINESVILLE	2	285	2	1%	289
STERLING HOUSE OF DELAND		288	1	0%	289
DOCTORS MEMORIAL HOSPITAL		158	131	45%	289
TRUE NORTH HEALTH NAVIGATION LLC DBA DISPATCHHEALTH	1	240	48	17%	289
Terrace Health and Rehab		284	4	1%	288
WALGREENS 10670		250	38	13%	288
MAGNOLIA DIAGNOSTICS, LLC	4	256	28	10%	288
W FRANK WELLS NURSING HOME		258	29	10%	287
DAVID SCOTT MADWAR MD PA□		258	29	10%	287
VETERANS AFFAIRS MEDICAL CENTER - MIAMI		2	284	99%	286
CHIPOLA MEDICAL ASSOCIATES, LLC		207	77	27%	284
AURORA DIAGNOSTICS BERNHARDT LABORATORIES PATHOLOGY SERVICE		190	93	33%	283
LAKE VIEW CARE CENTER AT DELRAY		277	6	2%	283
BROWARD NURSING & REHABILITATION CTR	8	260	15	5%	283
VITAS HEALTHCARE CORPORATION OF FL		267	15	5%	282
BARBARA O'REILLY MD PA		274	7	2%	281
BRENTWOOD RETIREMENT COMMUNITY	5	242	34	12%	281
A PLUS PEDIATRICS		248	32	11%	280
WASHINGTON REHAB AND NURSING		270	10	4%	280
DOS OF NORTH SHORES NURSING & REHAB CENTER		279			279
BENTLEY CARE CENTER		278	1	0%	279
Crossbreeze care center	1	274	2	1%	277

COVID-19: testing by laboratory

Data through May 12, 2021 verified as of May 13, 2021 at 09:25 AM

Data in this report are provisional and subject to change.

The numbers in the table below represent the number of Florida and non-Florida residents for whom test results were received by the Department of Health. A person can be tested by more than one laboratory and can have both positive and negative results. **Therefore, the sum of the numbers in each column will be larger than the total number of people tested.**

Reporting lab	Inconclusive	Negative	Positive	Percent positive	Total
PRUITT HEALTH-SANTA ROSA		275	2	1%	277
RITE MEDICAL CARE PC		273	3	1%	276
Avante at Lake Worth, Inc.	1	269	6	2%	276
VILLAGES REGIONAL HOSPITAL SURGERY CENTER LLC, THE		218	58	21%	276
NADAL PEDIATRICS		222	52	19%	274
Glades West Rehabilitation and Nursing Center		266	8	3%	274
NASSAU COUNTY JAIL		229	45	16%	274
Cross Gardens Care Center		272	1	0%	273
FIRST CHOICE PRIMARY CARE		216	56	21%	272
Sunnyside Nursing Home		268	3	1%	271
LAKEVIEW INTERNAL MEDICINE		204	67	25%	271
PREMIER PLACE AT THE GLENVIEW		261	9	3%	270
Jacaranda Manor		268	2	1%	270
ATLANTIC URGENT CARE		186	84	31%	270
PBC FIREFIGHTER BENEFIT FUND WELLNESS CENTER		225	45	17%	270
LEHIGH VALLEY GENOMICS		45	225	83%	270
ADVENT HEALTH CARE CENTER	9	246	14	5%	269
SURREY PLACE CARE CENTER		261	7	3%	268
ADVENT HEALTH - PALM HARBOR ER		219	49	18%	268
ADVENT HEALTH CENTRA CARE - ORMOND BEACH		113	155	58%	268
GEORGE SAFRAN MD PC		253	14	5%	267
ST MARK VILLAGE	1	261	5	2%	267
FORT MYERS REHABILITATION AND NURSING CENTER		241	26	10%	267
ISLAND HEALTH AND REHABILITATION CENTER		259	8	3%	267
NORTH FLORIDA PEDIATRICS - MARIANNA		227	40	15%	267
Flagler Health and Rehabilitation		262	5	2%	267
BARTRAM CROSSING		267			267
MIAMI JEWISH HEALTH SYSTEMS, INC	4	251	10	4%	265
THE PLAYERS CHAMPIONSHIP		265			265
LAKESIDE HEALTH CENTER		263	2	1%	265
SERANADES BY SONATA WEST ORANGE		236	29	11%	265
SEAVIEW NURSING AND REHABILITATION CENTER		254	10	4%	264
EVENT MED SERVICES LABORATORY		258	5	2%	263
WALGREENS #04809	1	234	28	11%	263
The Ponce Therapy Care Center		258	4	2%	262
GATTOLINE ENTERPRISES, INC. DBA FAMILY CARE PHARMACY		216	46	18%	262
MARTIN ACQUISITION 1 LLC DBA		247	14	5%	261
PATHWAY PHARMACY		216	44	17%	260
ADVENT HEALTH - ORLANDO		195	65	25%	260
TERRACES OF LAKE WORTH CARE CENTER		248	12	5%	260
CLIFFORD CHESTER SIMS VA NURSING HOME		251	9	3%	260
BRADEN RIVER REHABILITATION CENTER LLC		258	2	1%	260
CONSULATE HEALTHCARE OF KISSIMMEE		247	12	5%	259
FLOW HEALTH LABORATORIES LLC		253	6	2%	259
CARENOW LAKE MARY		45	214	83%	259
CCS - JOSEPH V CONTE		256	2	1%	258

COVID-19: testing by laboratory

Data through May 12, 2021 verified as of May 13, 2021 at 09:25 AM

Data in this report are provisional and subject to change.

The numbers in the table below represent the number of Florida and non-Florida residents for whom test results were received by the Department of Health. A person can be tested by more than one laboratory and can have both positive and negative results. **Therefore, the sum of the numbers in each column will be larger than the total number of people tested.**

Reporting lab	Inconclusive	Negative	Positive	Percent positive	Total
KINDRED HOSPITAL THE PALM BEACHES		252	6	2%	258
OAKBROOK HEALTH AND REHABILITATION CENTER	1	243	14	5%	258
FLORIDA WOMAN CARE LABORATORY LLC		232	26	10%	258
FELLOWSHIP HOME AT THE FAIRWAY LLC		251	7	3%	258
AZALEA TRACE		245	13	5%	258
KR at Hillsborough Lakes/Lutz Healthcare		248	10	4%	258
BAYVIEW CENTER		251	6	2%	257
SAMIR EBEID MD		231	26	10%	257
ESCAMBIA COUNTY JAIL DETENTION DIVISION		250	7	3%	257
MARTIN MEMORIAL MEDICAL CENTER LAB		128	129	50%	257
VETERANS AFFAIRS ORLANDO VA MEDICAL CENTER			257	100%	257
SPRINGS AT LAKE POINTE WOODS		255	2	1%	257
HOMESTEAD VILLAGE		245	11	4%	256
FLORIDA CLINICAL LABORATORY-BIOREFERENCE LABORATORIES		103	152	60%	255
BRANDON COMMUNITY HEALTH CENTER		224	31	12%	255
VIERA DEL MAR HEALTH AND REHABILITATION CENTER		242	13	5%	255
HUNT CLUB PEDIATRIC ASSOCIATES PA		175	79	31%	254
BVM THE BRIDGES LLC		252	2	1%	254
SHELL POINT VILLAGE MEDICAL CENTER		246	8	3%	254
FLORIDA MEDICAL CLINIC LLC		170	84	33%	254
ST ANTHONYS REHABILITATION HOSPITAL	9	240	2	1%	251
Consulate Health Care of St. Petersburg		244	7	3%	251
CAREATC, INC.	1	226	24	10%	251
BUREAU OF CLINICAL LABORATORIES		209	42	17%	251
SACRED HEART HEALTH SYSTEM INC		210	41	16%	251
FORT PIERCE HEALTH CARE		243	7	3%	250
FEDERATION CCRC OPERATIONS CORP		247	3	1%	250
UCC - WELLINGTON		3	246	99%	249
ADVANCED MEDICAL GROUP		2	247	99%	249
ST PETERSBURG PEDIATRICS-EAST BAY	1	210	38	15%	249
ARDEN COURTS OF FORT MYERS		241	7	3%	248
RIVERSIDE RECOVERY OF TAMPA		246	2	1%	248
ESCAMBIA COUNTY JAIL	2	180	66	27%	248
CARRINGTON PLACE OF ST PETE LLC		242	6	2%	248
ABSOLUTE HEALTH INTERNAL MEDICINE AND PEDIATRICS		220	28	11%	248
ADVENTHEALTH EXPRESS CARE AT WESLEY CH		218	29	12%	247
Orchid Cove at Sarasota		246	1	0%	247
Heritage Healthcare at Tallahassee		239	7	3%	246
PINELLAS CARE CENTER		210	36	15%	246
AVECINA MOBILE		121	125	51%	246
ROSEWOOD HEALTHCARE & REHABILITATION CENTER		239	6	2%	245
ST AUGUSTINE HEALTH & REHAB CENTER		244	1	0%	245
EDGEWOOD NURSING CENTER		235	10	4%	245
SUNLIFE PHARMACY		215	29	12%	244
MALABAR/ADVENT CENTRA CARE		48	196	80%	244
REGENTS PARK AT AVENTURA		229	15	6%	244

COVID-19: testing by laboratory

Data through May 12, 2021 verified as of May 13, 2021 at 09:25 AM

Data in this report are provisional and subject to change.

The numbers in the table below represent the number of Florida and non-Florida residents for whom test results were received by the Department of Health. A person can be tested by more than one laboratory and can have both positive and negative results. **Therefore, the sum of the numbers in each column will be larger than the total number of people tested.**

Reporting lab	Inconclusive	Negative	Positive	Percent positive	Total
WHITE WILSON MEDICAL CENTER IMMEDIATE CARE		136	108	44%	244
PADDOCK RIDGE		241	3	1%	244
life Care Center of Melbourne		226	17	7%	243
BAYA URGENT CARE LLC		212	31	13%	243
ARCHER HEALTH VENTURES, LLC		217	25	10%	242
SOLARIS SENIOR LIVING VERO BEACH		233	9	4%	242
VILLA MARIA WEST SKILLED NURSING FACILITY		233	8	3%	241
GOOD SAMARITAN CARES		236	5	2%	241
Lake Port Square Health Center		221	19	8%	240
PALM GARDEN OF AVENTURA		236	4	2%	240
STERLING HOUSE OF WINTER HAVEN		237	3	1%	240
SOUTHLAND SUITES OF ORMOND BEACH	4	236			240
AMERICAN HOUSE SENIOR LIVING		189	51	21%	240
CLARE BRIDGE OF SARASOTA		238	2	1%	240
LAKE REGIONAL URGENT CARE		12	227	95%	239
ORANGE COUNTY HEALTH DEPT		228	11	5%	239
FLORIDA HEALTH CARE PLAN INC		2	236	99%	238
Kindred Hospital South Florida Hollywood SNU		230	8	3%	238
ARDEN COURTS OF SEMINOLE		197	41	17%	238
FIRSTCARE CLINIC		121	116	49%	237
MCW MENTAL HEALTH LLC		232	4	2%	236
Signature Healthcare of Ormond		234	2	1%	236
NORTH FLORIDA PEDIATRICS PA - DUVAL		207	29	12%	236
Fouraker Hills Rehab and Nursing		226	9	4%	235
OAK HAMMOCK AT THE UNIVERSITY OF FLORIDA		229	6	3%	235
BAY VUE NURSING AND REHABILITATION CENTER		224	11	5%	235
GUEST HOUSE OCALA, THE		224	11	5%	235
BAY TREE CARE AND REHABILITATION CENTER		197	38	16%	235
MANDARIN PEDIATRICS		210	24	10%	234
MATHISON RETIREMENT COMMUNITY, INC	1	222	11	5%	234
LCS SANDHILL COVE LLC DBA	6	219	9	4%	234
DOCTORS MEMORIAL FAMILY MEDICINE	2	163	68	29%	233
MEASE COUNTRYSIDE HOSPITAL		2	230	99%	232
Signature healthcare of Jacksonville		227	5	2%	232
Lakewood Nursing Center		198	34	15%	232
BORLAND GROOVER CLINIC	1	192	39	17%	232
CLERMONT URGENT CARE		1	230	100%	231
CHILDREN MED CARE INC		198	33	14%	231
ManorCare Health Services-Palm Harbor	1	229	1	0%	231
YOUR FAMILY WALK-IN CLINIC		17	214	93%	231
LYNN HAVEN SPORTS COMPLEX-WALKON CLINIC		21	209	91%	230
CORAL GABLES NURSING & REHABILITATION CENTER		218	11	5%	229
WALGREENS #06012		198	31	14%	229
ADVENT HEALTH - LAKE NONA		195	34	15%	229
COLONY CLUB ALF,THE	1	213	15	7%	229
ASCENSION MEDICAL GROUP		5	223	98%	228

COVID-19: testing by laboratory

Data through May 12, 2021 verified as of May 13, 2021 at 09:25 AM

Data in this report are provisional and subject to change.

The numbers in the table below represent the number of Florida and non-Florida residents for whom test results were received by the Department of Health. A person can be tested by more than one laboratory and can have both positive and negative results. **Therefore, the sum of the numbers in each column will be larger than the total number of people tested.**

Reporting lab	Inconclusive	Negative	Positive	Percent positive	Total
REGENCY PARK		209	19	8%	228
HIGHLANDS LAKE CENTER		223	5	2%	228
MEDICAL CONSULTANTS OF FLORIDA LLC	1	193	34	15%	228
Royal Oaks Nursing and Rehab		226	1	0%	227
BENDERSON FAMILY SKILLED NURSING AND □		209	18	8%	227
LAKE WALES OPERATING GROUP LLC		222	5	2%	227
WIREGRASS DIRECT PRIMARY CARE PLLC □		190	37	16%	227
HOSPITAL FOR SPECIAL SURGERY		224	3	1%	227
ALLSOUTH URGENT CARE		52	175	77%	227
FLORIDA DEPARTMENT OF HEALTH IN TAYLOR COUNTY	1	177	48	21%	226
JUNO DERMATOLOGY LLC		208	18	8%	226
HEALTHPOINT MED GRP OF THE EMERALD COAST LLC		187	39	17%	226
PARKS HEALTHCARE & REHABILITATION CTR	4	211	11	5%	226
PARK MEADOWS HEALTH AND REHABILITATION CENTER		224	1	0%	225
NSPIRE HEALTHCARE LAUDERHILL		219	6	3%	225
Avante at Melbourne		220	5	2%	225
KENILWORTH CARE & REHABILITATION CENTER		207	18	8%	225
MACTOWN, INC		222	2	1%	224
DISCOVERY VILLAGE AT MELBOURNE		197	27	12%	224
INN AT ASTON GARDENS, THE		216	8	4%	224
CONSULATE HEALTH CARE OF MELBOURNE		219	5	2%	224
FORT WALTON REHABILITATION CENTER		185	39	17%	224
BONITA PHARMACY		202	21	9%	223
MIAMI VA HEALTHCARE SYSTEM			223	100%	223
UNIVERSITY OF MIAMI		82	141	63%	223
ADVENT HEALTH CENTRA CARE - APOPKA NORTH		192	30	14%	222
ARDEN COURTS OF DELRAY BEACH FL LLC	3	208	11	5%	222
CCS - PAUL REIN DETENTION FACILITY		156	66	30%	222
HEARTLAND SOUTH JACKSONVILLE OF JACKSONVILLE FL ,		222			222
FLAGLER COUNTY DETENTION CENTER		209	13	6%	222
PINNACLES PEDS CARE PA		222			222
PALMS MEDICAL GROUP HIGH SPRINGS		183	38	17%	221
DOLPHIN POINTE HEALTH CARE LLC		198	23	10%	221
PEDIATRIC SPECIALISTS MEDICAL GROUP □	1	193	26	12%	220
Boynton Beach Rehabilitation Center	2	213	5	2%	220
SUPERIOR RESIDENCES OF PANAMA CITY BEACH		213	7	3%	220
FLORIDA HEALTH CARE PLANS INC		2	218	99%	220
CONCORD LIFE SCIENCES LLC	2	201	17	8%	220
The Waterford		217	3	1%	220
ANGELS DIAGNOSTIC GROUP		174	45	21%	219
ADVENT HEALTH CENTRA CARE - DAYTONA BEACH		94	125	57%	219
BOCA RATON REHABILITATION CENTER	4	211	4	2%	219
WOOD LAKE HEALTH AND REHABILITATION CENTER		219			219
SOUTH BALDWIN REGIONAL MEDICAL CENTER		205	14	6%	219
JACKSON COUNTY HEALTH DEPARTMENT		163	55	25%	218
ST. CLOUD REGIONAL MEDICAL CENTER		199	18	8%	217

COVID-19: testing by laboratory

Data through May 12, 2021 verified as of May 13, 2021 at 09:25 AM

Data in this report are provisional and subject to change.

The numbers in the table below represent the number of Florida and non-Florida residents for whom test results were received by the Department of Health. A person can be tested by more than one laboratory and can have both positive and negative results. **Therefore, the sum of the numbers in each column will be larger than the total number of people tested.**

Reporting lab	Inconclusive	Negative	Positive	Percent positive	Total
LAKE PORT SQUARE		200	17	8%	217
LABCORP BURLINGTON	1	158	58	27%	217
THE MANOR AT CARPENTERS		185	32	15%	217
EDWARD J HEALEY REHAB & NURSING CENTER		217			217
BROOKDALE ATRIM WAY		210	6	3%	216
Hampton Court Nursing and Rehabilitation Center		214	2	1%	216
TUSCAN GARDENS OF PALM COAST		210	6	3%	216
HEALTH FIRST - HOLMES REGIONAL MEDICAL CENTER		32	183	85%	215
VILLAGE PEDIATRICS LLC		184	31	14%	215
GATEWAY/ADVENT CENTRA CARE	1	24	190	88%	215
WORKPLACE SCREENING INTELLIGENCE			215	100%	215
Taylor Care Center		210	5	2%	215
BLOCK, NATION, CHASE, AND SMOLEN FAMILY MEDICINE		157	57	27%	214
Sunrise Health and Rehabilitation Center		206	8	4%	214
ALL SEASONS NAPLES LLC		205	9	4%	214
LIFE CARE CENTER OF PORT ST. LUCIE		201	12	6%	213
CONSULATE HEALTH CARE OF WINTER HAVEN		209	4	2%	213
POCONO MEDICAL CENTER		212	1	0%	213
Consulate Healthcare of West Palm Beach		197	16	8%	213
San Jose Health & Rehabilitation		207	6	3%	213
FULGENT GENETICS	3	166	43	20%	212
WEST		191	21	10%	212
Bayside Health and Rehabilitation		181	31	15%	212
GLENRIDGE ON PALMER RANCH,THE		202	8	4%	210
Lehigh Acres Health and Rehabilitation		198	12	6%	210
SEMINOLE TRIBE OF FLORIDA		175	35	17%	210
GOOD SAMARITAN SOCIETY OF DELAND		199	11	5%	210
PATRIOT MEDICAL LABORATORIES		202	8	4%	210
The Palace Nursing and Rehabilitation Center		209			209
Nspire Health Care Kendall		199	10	5%	209
Whispering Oaks	11	175	23	11%	209
LAB CORP	1	121	87	42%	209
JACKSONVILLE NURSING AND REHAB CENTER		200	8	4%	208
KINDRED HOSPITAL MELBOURNE	1	201	6	3%	208
BARKLEY PLACE	1	201	5	2%	207
HIALEAH SHORES NURSING AND REHAB CENTER		199	8	4%	207
MIRACLE HILL NURSING & REHABILITATION CENTER INC		201	6	3%	207
NO FLORIDA PEDIATRICS, PA		180	27	13%	207
TARPON POINT NURSING AND REHABILITATION CENTER		203	3	1%	206
NEW YORK CITY DEPARTMENT OF HEALTH & MENTAL		171	35	17%	206
Cross Terrace Rehabilitation		203	2	1%	205
SENIOR LIVING VII TAMPA LLC	1	195	9	4%	205
PALM HARBOR FAMILY PRACTICE & WALK-IN		157	47	23%	204
PCB CLINIC		159	45	22%	204
FLORIDA DEPARTMENT OF HEALTH IN WALTON COUNTY		183	21	10%	204
CARE CENTERS OF NASSAU		201	3	1%	204

COVID-19: testing by laboratory

Data through May 12, 2021 verified as of May 13, 2021 at 09:25 AM

Data in this report are provisional and subject to change.

The numbers in the table below represent the number of Florida and non-Florida residents for whom test results were received by the Department of Health. A person can be tested by more than one laboratory and can have both positive and negative results. **Therefore, the sum of the numbers in each column will be larger than the total number of people tested.**

Reporting lab	Inconclusive	Negative	Positive	Percent positive	Total
NADAL PEDIATRICS - VICTORIA STREET (3385)		172	32	16%	204
PATHGROUP LABS LLC		97	107	52%	204
AMA MEDICAL GROUP LLC		171	32	16%	203
BROOKDALE OF SPRING HILL	9	192	2	1%	203
POLK COUNTY HEALTH DEPARTMENT		178	24	12%	202
CVS		50	152	75%	202
Governors Creek Health and Rehabilitation	1	198	2	1%	201
JEFFERSON COUNTY HEALTH DEPARTMENT-MONTICELLO		160	41	20%	201
VAMC WEST PALM LAB		5	196	98%	201
MINUTECLINIC DIAGNOSTIC OF TEXAS, LLC		183	18	9%	201
NSPIRE HEALTHCARE TAMARAC		161	40	20%	201
HERITAGE HEALTHCARE AND REHABILITATION CENTER		195	5	3%	200
ADVENT HEALTH - CARROLLWOOD	4	169	27	14%	200
AVANTE AT ORLANDO INC		199	1	1%	200
MD NOW MEDICAL CENTERS INC		153	47	24%	200
GRACE PEDIATRICS		168	32	16%	200
AVANTE OF BOCA RATON		198	1	1%	199
BENTLEY VILLAGE II		189	10	5%	199
DEPARTMENT OF HEALTH & HUMAN SERVICES		198			198
VIPEDIATRICS PLLC		182	16	8%	198
CANTERFIELD OF OCALA, LLC		186	12	6%	198
LAUREL POINT CARE ACQUISITION LLC DBA SANDGATE GARDENS REHAB AND NURSI		171	27	14%	198
SUMMERFIELD EMERGENCY ROOM		151	47	24%	198
CARE RESOURCE COMMUNITY HEALTH CENTERS INC		186	11	6%	197
RIVERWOOD CENTER,THE		186	10	5%	196
MINUTECLINIC DIAGNOSTIC		185	11	6%	196
ABBIEJEAN RUSSELL CARE CENTER		195	1	1%	196
Arbor Springs Health and Rehab		195			195
CHARTER SENIOR LIVING OF PANAMA CITY BEACH		174	21	11%	195
BRUCE S WEST MD	1	193	1	1%	195
FINLAY CLINICAL LABORATORY INC	1	39	155	79%	195
FLORIDA DEPARTMENT OF HEALTH IN ALACHUA COUNTY -		179	16	8%	195
WEST COAST FAMILY MEDICAL CARE		160	35	18%	195
HAWKINS FAMILY MEDICINE LLC	1	140	54	28%	195
Heritage Park Rehabilitation & Healthcare		177	18	9%	195
SARNO EXTENDED HOURS		125	69	36%	194
NORTH BEACH REHABILITATION CENTER		192	2	1%	194
BEACON AT GULF BREEZE, THE	2	181	11	6%	194
SACRED HEART MEDICAL GROUP URGENT CARE		163	31	16%	194
NO FLORIDA PEDIATRICS, PA - BRADFORD		162	32	16%	194
EXOSOME DIAGNOSTICS	1	172	20	10%	193
FAWCETT MEMORIAL HOSPITAL LABORATORY			193	100%	193
EMBRY RIDDLE AERONAUTICAL UNIVERSITY HEALTH SERVICES		1	192	99%	193
TUSCAN GARDENS OF VENETIA MANAGEMENT COMPANY		179	14	7%	193
GABISA MEDICAL LLC		192	1	1%	193
GEORGIA DEPARTMENT OF PUBLIC HEALTH	1	5	186	97%	192

COVID-19: testing by laboratory

Data through May 12, 2021 verified as of May 13, 2021 at 09:25 AM

Data in this report are provisional and subject to change.

The numbers in the table below represent the number of Florida and non-Florida residents for whom test results were received by the Department of Health. A person can be tested by more than one laboratory and can have both positive and negative results. **Therefore, the sum of the numbers in each column will be larger than the total number of people tested.**

Reporting lab	Inconclusive	Negative	Positive	Percent positive	Total
GLADES HEALTH CARE CENTER		189	3	2%	192
CYPRESS POINT LIVING, LLC		177	15	8%	192
SUNY UPSTATE MEDICAL UNIVERSITY		177	15	8%	192
FIRST CHOICE PEDIATRICS SEMORAN		98	94	49%	192
Signature Healthcare of Palm Beach		190	2	1%	192
SIGNATURE HEALTHCARE OF PORT CHARLOTTE		184	7	4%	191
ROSECASTLE OF ZEPHRILLS		188	3	2%	191
HEALTH LINK DIAGNOSTIC LABORATORIES		182	9	5%	191
BAYCARE HEALTH SYSTEMS	1	6	184	96%	191
KINDRED HOSPITAL - SOUTH FLORIDA		186	4	2%	190
PRIMECARE OF DOTHAN		136	54	28%	190
Belleair Healthcare Center		184	6	3%	190
AMERICAN FAMILY MEDICAL LLC		147	43	23%	190
NEO GENOMICS - FORT MYERS	1	183	6	3%	190
HEARTLAND HEALTHCARE AND REHAB CENTER		165	25	13%	190
ARDEN COURTS OF LARGO FL, LLC		167	22	12%	189
VIERA MANOR ASSISTED LIVING RESIDENCE		182	7	4%	189
CANTERFIELD OF CLAY COUNTY		149	40	21%	189
The Inn at Sarasota Bay Club		186	3	2%	189
KINDRED HOSPITAL SOUTH FLORIDA		154	35	19%	189
RDV SPORTSPLEX PEDIATRICS		159	30	16%	189
PHYSICIANS REGIONAL MEDICAL CENTER - PINE RIDGE		20	169	89%	189
WOMEN'S CARE FLORIDA LABORATORY		183	5	3%	188
PEDIATRICS OF GREATER ORLANDO		160	28	15%	188
OCEAN REEF MEDICAL CENTER		150	38	20%	188
LIFE CARE CENTER OF ALTAMONTE SPRINGS		157	31	16%	188
NIGHT LITE PEDIATRICS WINTER GARDEN		144	44	23%	188
ZON BEACHSIDE LLC		151	37	20%	188
PEDIATRIC ASSOCIATES AT ARGYLE PA		180	8	4%	188
ARDEN COURTS OF PALM HARBOR		168	20	11%	188
BENTON HOUSE AT OAKLEAF		158	30	16%	188
US MEDICAL CARE, INC		164	23	12%	187
EAST NEW YORK DIAGNOSTIC AND TREATMENT		178	9	5%	187
PLANTATION NURSING & REHAB CENTER		187			187
CSL PLASMA		31	156	83%	187
BAY EDUCATORS WELLNESS CENTER		127	59	32%	186
MERCY MEDICAL URGENT CARE CENTER INC		128	58	31%	186
ANTHEM LAKES LLC		151	35	19%	186
BAPTIST HEALTH PRIMARY CARE	1	135	50	27%	186
PPC-LAB EDI ORCHARD BI		176	9	5%	185
GULFCOAST PEDIATRICS		174	11	6%	185
ADVENT		172	13	7%	185
ST JOHNS COUNTY DETENTION CENTER		185			185
BROOKDALE ORANGE PARK		182	2	1%	184
QUEENS HOSPITAL CENTER	1	173	10	5%	184
ST. JAMES BAY HEALTH AND REHABILITATION CENTER		183	1	1%	184

COVID-19: testing by laboratory

Data through May 12, 2021 verified as of May 13, 2021 at 09:25 AM

Data in this report are provisional and subject to change.

The numbers in the table below represent the number of Florida and non-Florida residents for whom test results were received by the Department of Health. A person can be tested by more than one laboratory and can have both positive and negative results. **Therefore, the sum of the numbers in each column will be larger than the total number of people tested.**

Reporting lab	Inconclusive	Negative	Positive	Percent positive	Total
BIGGERS FAMILY MEDICINE PA	1	168	15	8%	184
ADVENT HEALTH CENTRA CARE - WESLEY CHAPEL		13	170	93%	183
Emory L Bennett State Veterans Nursing Home		180	3	2%	183
MAGNOLIA MEDICAL CLINIC		71	111	61%	182
Madison Health and Rehabilitation Center		146	36	20%	182
STERLING HOUSE OF PUNTA GORDA		180	1	1%	181
ADVENT HEALTH - FOUR CORNERS ER		138	42	23%	180
HAZELDEN FLORIDA	1	172	7	4%	180
BRIGHTON EGGERT PHARMACY INC		173	7	4%	180
MOBILE INFIRMARY MED CENTER PATH LAB		164	15	8%	179
NORTH FLORIDA INTERNAL MEDICINE PA		145	34	19%	179
ATMORE COMMUNITY HOSPITAL LABORATORY		150	29	16%	179
REOPEN DIAGNOSTICS LLC (DBA PANDEMIC RESPONSE LAB)	2	177			179
TRADITION MEDICAL CENTER LABORATORY		55	124	69%	179
MID FLORIDA PATHOLOGY LLC MOBILE UNIT #4		125	53	30%	178
CAYUGA MEDICAL CENTER AT ITHACA		173	5	3%	178
ROSECASTLE OF CITRUS		148	30	17%	178
QUALITY URGENT CARE AND WELLNESS PL	3	128	47	26%	178
LAKEVIEW TERRACE RETIREMENT COMMUNITY		159	19	11%	178
FHMG-FLORIDA HOSPITAL MEDICAL GROUP		152	26	15%	178
HARBOR BEACH NURSING AND REHABILITATION CENTER		147	30	17%	177
ADVENT HEALTH CENTRA CARE - CARROLLWOOD		5	172	97%	177
SUWANNEE VALLEY NURSING CENTER		163	14	8%	177
GENE BY GENE		61	115	65%	176
ASTON GARDENS AT PELICAN MARSH		169	7	4%	176
COASTAL INTERNAL MEDICINE		135	40	23%	175
WILTON MANORS HEALTH & REHABILITATION CENTER		166	9	5%	175
Lakeside Oaks Care Center		170	5	3%	175
ORLANDO HEALTH EMERGENCY DEPARTMENT		163	12	7%	175
SOUTH GEORGIA MEDICAL CENTER		119	55	32%	174
LISTENING DOCTOR PLLC, THE		156	18	10%	174
CENTRAL FLORIDA HEALTHCARE GROUP LLC		151	23	13%	174
ANCHOR CARE AND REHABILITATION CENTER		173	1	1%	174
Peninsula Care and Rehab		162	12	7%	174
KRYSTAL BAY NURSING AND REHABILITATION		167	6	3%	173
WOODBIDGE FACILITY INC		167	6	3%	173
CITRUS MEMORIAL HOSPITAL		1	172	99%	173
TERRACE AT HOBE SOUND, THE	1	158	14	8%	173
KINGS BAY PEDIATRICS LLC		166	6	3%	172
BROOKDALE FORT MYERS THE COLONY		167	5	3%	172
ARDEN COURTS OF LELY PALMS		170	2	1%	172
DOCTOR TODAY TLC LLC		123	49	28%	172
URGENT CARE OF THE PALM BEACHES, NORTH PALM BEACH			172	100%	172
ADVENTHEALTH MEDICAL GROUP FAMILY MEDICINE AT		129	43	25%	172
OCALA CBOC		160	11	6%	171
SOMERBY LAKE NONA		164	7	4%	171

COVID-19: testing by laboratory

Data through May 12, 2021 verified as of May 13, 2021 at 09:25 AM

Data in this report are provisional and subject to change.

The numbers in the table below represent the number of Florida and non-Florida residents for whom test results were received by the Department of Health. A person can be tested by more than one laboratory and can have both positive and negative results. **Therefore, the sum of the numbers in each column will be larger than the total number of people tested.**

Reporting lab	Inconclusive	Negative	Positive	Percent positive	Total
TGH URGENT CARE – SEMINOLE		17	154	90%	171
TREASURE COAST URGENT & FAMILY CARE		125	46	27%	171
Life Care Center of Orlando		164	6	4%	170
GRAVITY DIAGNOSTICS		56	114	67%	170
HOSPICE OF THE TREASURE COAST		165	5	3%	170
FINNISH AMERICAN REST HOME-ALF		168	2	1%	170
ADVENT HEALTH CENTRA CARE - TEMPLE TERRACE	1	104	64	38%	169
WESLEY HAVEN VILLA	1	132	35	21%	168
MAINSTREAM DIAGNOSTIC LABORATORY LLC		143	25	15%	168
PANAMA CITY DEVELOPMENTAL CENTER□		168			168
PROMPT CARE OF CENTRAL FLORIDA			167	100%	167
OMNI HEALTHCARE, INC		157	10	6%	167
OSPREY VILLAGE AT AMELIA ISLAND LTD		157	10	6%	167
MEADOWCREST FAMILY PHYSICIANS		98	69	41%	167
MINUTECLINIC DIAGNOSTIC OF SOUTH CARO		141	25	15%	166
ANYLABTEST NOW		158	8	5%	166
Nemours Children's Urgent Care		80	86	52%	166
UNIVERSITY COMMUNITY HOSPITAL		144	22	13%	166
Winter Park Care and Rehab		164	1	1%	165
CITRUS HEALTH AND REHAB		132	33	20%	165
THE ARLINGTON OF NAPLES INC.		162	3	2%	165
BROOKDALE BONITA SPRINGS		162	3	2%	165
WRIGHTS HEALTH CARE AND REHABILITATION CENTER		135	30	18%	165
NORTH PORT REHABILITATION AND NURSING CENTER□		163	1	1%	164
JPR URGENT MEDICAL CARE		159	5	3%	164
OPPENHEIMER PLASTIC SURGERY LLC		159	5	3%	164
The Crossroads		163	1	1%	164
TRI COUNTY NURSING HOME		162	1	1%	163
GARDENS HEALTH NH LLC		160	3	2%	163
CORNERSTONE MEDICAL CARE OF BRANDON PL		133	30	18%	163
BRADENTON HEALTH CARE		163			163
PRECISION GENETICS, INC		157	6	4%	163
WALTON PLACE		162			162
CHERRY OAK PALM BEACH COUNTY		154	8	5%	162
ALLCARE MEDICAL CENTERS PC		137	24	15%	161
DOCTORS MEMORIAL FAMILY PRACTICE	2	122	37	23%	161
DESOTO PALMS ALF		155	6	4%	161
COASTAL DETOX		157	3	2%	160
GREENBRIAR REHABILITATION AND NURSING CENTER	1	159			160
ARCADIA HEALTH AND REHABILITATION CENTER		100	60	38%	160
TUSCAN ISLE CHAMPIONSGATE OP CO LLC		158	2	1%	160
F&T MEDICAL RESEARCH, INC		160			160
KEYSTONE REHAB		160			160
REGENCY OAKS HEALTH CENTER		157	2	1%	159
LONGWOOD CARDIOLOGY			159	100%	159
POINTE, THE		131	28	18%	159

COVID-19: testing by laboratory

Data through May 12, 2021 verified as of May 13, 2021 at 09:25 AM

Data in this report are provisional and subject to change.

The numbers in the table below represent the number of Florida and non-Florida residents for whom test results were received by the Department of Health. A person can be tested by more than one laboratory and can have both positive and negative results. **Therefore, the sum of the numbers in each column will be larger than the total number of people tested.**

Reporting lab	Inconclusive	Negative	Positive	Percent positive	Total
MINUTECLINIC LLC #4987		142	17	11%	159
LEE MEMORIAL HEALTH SYSTEM HEALTH FAIR		153	6	4%	159
BROOKDALE PENSACOLA		158	1	1%	159
AEGIS MEDICAL GROUP		134	25	16%	159
GRAND AVE PHARMACY		112	46	29%	158
WUESTHOFF REF LABORATORY			158	100%	158
AMERICAN HOUSE COCONUT POINT		137	21	13%	158
TIMBERRIDGE NURSING HOME & REHAB		123	34	22%	157
NORTHEAST FLORIDA STATE HOSP-NURSING		156	1	1%	157
ALL FLORIDA FAMILY AND SPORTS MEDICINE		134	23	15%	157
KEYSTYLE LIVING LLC	1	154	1	1%	156
WALGREENS 6221		138	18	12%	156
CLEARWATER STATMED QUICK QUALITY CLINICS		47	109	70%	156
PHYSICIAN PARTNERS PERRY		92	64	41%	156
MEMORY CARE OF NAPLES		155	1	1%	156
PROVIDENCE HOSPITAL LABORATORY		147	9	6%	156
MD NOW MEDICAL CENTERS, INC.		121	35	22%	156
Englewood Healthcare and Rehab		141	15	10%	156
COCOA BEACH/ADVENT CENTRA		41	114	74%	155
DIAMOND RIDGE		147	8	5%	155
CRANE CENTER		124	31	20%	155
ADVENTHEALTH HOSPICE CARE CENTRAL FLORIDA		150	5	3%	155
Summit Medical Group		143	12	8%	155
FAMILY EXTENDED CARE OF CENTRAL TAMPA		137	18	12%	155
KINDRED HOSPITAL NORTH FLORIDA	3	144	8	5%	155
OHI WEST INC		141	13	8%	154
FAWCETT MEMORIAL HOSPITAL-LAB		39	115	75%	154
LANDMARK HOSPITAL SOUTHWEST FLORIDA LLC		149	5	3%	154
PALMETTO FACILITY INC	1	153			154
CORE BIO LABS		76	78	51%	154
NAPHCARE, INC.		144	10	6%	154
PRUITT HEALTH		152	2	1%	154
NCRNC INC		140	14	9%	154
SUNNY HILLS ALF OF SEBRING INC		140	13	8%	153
PACIFICA SUNRISE		145	8	5%	153
LABORATORY OF FLORIDA		97	56	37%	153
Centre Pointe Health and Rehabilitation Center		141	11	7%	152
NAVARRE GARDENS LLC		127	25	16%	152
WILLOW BROOKE COURT AT AZALEA TRACE		149	3	2%	152
CROSSWINDS HEALTH AND REHABILITATION CENTER	1	148	2	1%	151
MACKOUL PEDIATRICS FORT MYERS		130	21	14%	151
REFUAH HEALTH CENTER LABORATORY		143	8	5%	151
PALM BEACH COUNTY HEALTH DEPT LAB	4	140	7	5%	151
ORANGE COUNTY CORRECTIONS HEALTH SERVICES		121	30	20%	151
GOLD CHOICE SENIOR COMMUNITIES		109	41	27%	150
SONATA COCONUT CREEK	2	125	23	15%	150

COVID-19: testing by laboratory

Data through May 12, 2021 verified as of May 13, 2021 at 09:25 AM

Data in this report are provisional and subject to change.

The numbers in the table below represent the number of Florida and non-Florida residents for whom test results were received by the Department of Health. A person can be tested by more than one laboratory and can have both positive and negative results. **Therefore, the sum of the numbers in each column will be larger than the total number of people tested.**

Reporting lab	Inconclusive	Negative	Positive	Percent positive	Total
GATEWAY CARE CENTER		147	2	1%	149
DAYSPRING VILLAGE		127	22	15%	149
VILLAGE ON THE ISLE		143	6	4%	149
GRAND VILLA OF ORMOND BEACH		143	6	4%	149
SANIBEL INTERNAL MEDICINE, LLC		143	6	4%	149
PRECISION HEALTH RESOURCES, LLC	1	133	15	10%	149
OAKHURST CENTER		142	7	5%	149
MED COMP SCIENCES		3	146	98%	149
CLINICA HISPANA		1	148	99%	149
SEAGRASS VILLAGE FLEMING ISLAND		111	37	25%	148
East Bay Rehabilitation Center		113	35	24%	148
ALLIANCE PEDIATRICS		116	32	22%	148
TURNING POINT OF TAMPA		140	8	5%	148
MILLENNIUM LAB SERVICES			148	100%	148
PROVISTA DIAGNOSTICS, INC		145	3	2%	148
LIFE CARE CENTER OF JACKSONVILLE		127	21	14%	148
Alhambra Health and Rehabilitation		146	1	1%	147
WINDSOR OF LAKEWOOD RANCH,THE		145	2	1%	147
MINUTECLINIC DIAGNOSTIC OF NORTH CAROL		122	25	17%	147
ROHR HOME		141	6	4%	147
BOSTON RED SOX CLUB LP		144	2	1%	146
FG RAPID		140	6	4%	146
Quail Run Health Care Center		146			146
WEDGEWOOD HEALTHCARE CENTER		94	52	36%	146
BIODESIX, INC.		113	32	22%	145
QUALITY URGENT CARE AND WELLNESS		100	45	31%	145
REGENCY CARE OF BLOUNTSTOWN LLC		135	10	7%	145
DAYSPRING SENIOR LIVING LLC		143	2	1%	145
DIAGNOSTIC LABORATORY OF OKLAHOMA		119	26	18%	145
WILLOWBROOKE COURT AT ST ANDREWS ESTATES		140	5	3%	145
TREASURE COAST FORENSIC TREATMENT CTR		124	21	14%	145
BROOKDALE CAPE CORAL		145			145
ADVENTHEALTH CENTRA CARE PONCIANA	1	81	63	43%	145
KINDRED HOSPITAL-BAY AREA-ST PETERSBURG LAB	1	138	6	4%	145
MV MEDICAL PRACTICE DBA PRIMARY URGENT CARE		137	7	5%	144
A2Z DIAGNOSTICS		142	1	1%	143
ARLINGTON OF NAPLES INC, THE		143			143
BAY REGIONAL URGENT CARE	1	98	44	31%	143
SMILEY MEDICAL GROUP		108	35	24%	143
OAKS OF KISSIMMEE HEALTH AND REHABILITATION CENTER		140	3	2%	143
JEFFERY WEINZWEIG		2	141	99%	143
SEVEN HILLS HEALTH AND REHABILITATION CENTER		127	16	11%	143
MANOR CARE OF PALM HARBOR		139	3	2%	142
GRAND VILLA OF LAKE LAND		136	6	4%	142
DB MD		126	16	11%	142
PORT ST LUCIE REHABILITATION AND HEALTHCARE		98	43	30%	141

COVID-19: testing by laboratory

Data through May 12, 2021 verified as of May 13, 2021 at 09:25 AM

Data in this report are provisional and subject to change.

The numbers in the table below represent the number of Florida and non-Florida residents for whom test results were received by the Department of Health. A person can be tested by more than one laboratory and can have both positive and negative results. **Therefore, the sum of the numbers in each column will be larger than the total number of people tested.**

Reporting lab	Inconclusive	Negative	Positive	Percent positive	Total
UNITED CLINICAL LABORATORIES		132	9	6%	141
SUMMIT MEDICAL GROUP PA		128	13	9%	141
RESEARCH CENTERS OF AMERICA, LLC		117	24	17%	141
NOVARI CARE LLC		97	44	31%	141
LabCorp L#09258090 M#09258105		74	67	48%	141
CARENOW URGENT CARE - LAKE MARY			140	100%	140
WELLSNOW URGENT CARE PC		138	2	1%	140
JOHN KNOX VILLAGE OF CENTRAL FLORIDA		135	5	4%	140
PANCARE HEALTH GULF COUNTY		108	31	22%	139
Gulf Coast Healthcare (Longwood Health and Rehab		118	21	15%	139
SONNIS PEDIATRICS PA		121	18	13%	139
GRAND VILLA OF DELAND		130	9	6%	139
HIGHLANDS MEDICAL CENTER		136	3	2%	139
GRAND OAKS HEALTH & REHABILITATION		138	1	1%	139
AMERICAN PATHOLOGY PARTNERS		136	2	1%	138
ADVENT HEALTH CENTRA CARE - CITRUS PARK		9	129	93%	138
MANOR AT BLUEWATER BAY		131	7	5%	138
LABCORP RTP		55	83	60%	138
DOCTOR'S IN HOUSE LABORATORY		18	120	87%	138
SURFSIDE URGENT CARE		112	26	19%	138
DIATHERIX LABORATORIES		78	60	43%	138
AHEC CLINIC		8	130	94%	138
ADVENT HEALTH CENTRA CARE - DELAND		28	110	80%	138
Lakeside Nursing and Rehabilitation Center	1	112	25	18%	138
LONGWOOD HEALTH AND REHABILITATION CENTER		125	12	9%	137
SPRING HAVEN RETIREMENT	1	133	3	2%	137
ST PETERSBURG PEDIATRICS-MLK JUNIOR BLVD		127	10	7%	137
MICRO PATH LABORATORIES INC		134	3	2%	137
ORANGE PARK PEDIATRICS		124	13	9%	137
CLARE BRIDGE OF CAPE CORAL	1	136			137
VITAS HEALTHCARE CORPORATION OF FLORIDA		133	4	3%	137
HARBORCHASE OF VERO BEACH	1	117	19	14%	137
ARDEN COURTS OF WEST PALM BEACH		132	5	4%	137
AVOW HOSPICE INC		136	1	1%	137
TALLAHASSEE VA OPC		129	8	6%	137
ADVENT HEALTH CENTRA CARE - ORANGE CITY	1	53	82	60%	136
TGH URGENT CARE - TYRONE		9	127	93%	136
SONATA DELRAY BEACH		125	11	8%	136
GIBBENS FAMILY MEDICAL, LLC		115	21	15%	136
BLOCK NATION CHASE		111	25	18%	136
VITAS HEALTHCARE		123	13	10%	136
SUNRISE SENIOR LIVING OF JACKSONVILLE		120	16	12%	136
AESTHETIC SURGERY CENTER OF WINTER PARK, THE	3	128	5	4%	136
STEWART MEDICAL GROUP		34	102	75%	136
ARIZONA DEPARTMENT OF HEALTH SERVICES		5	131	96%	136
PEDIATRIC SERVICES AND BREATHING CENTER PA		107	29	21%	136

COVID-19: testing by laboratory

Data through May 12, 2021 verified as of May 13, 2021 at 09:25 AM

Data in this report are provisional and subject to change.

The numbers in the table below represent the number of Florida and non-Florida residents for whom test results were received by the Department of Health. A person can be tested by more than one laboratory and can have both positive and negative results. **Therefore, the sum of the numbers in each column will be larger than the total number of people tested.**

Reporting lab	Inconclusive	Negative	Positive	Percent positive	Total
OAKS OF CLEARWATER, THE		132	3	2%	135
IRL MARKET LAB ALACHUA		104	31	23%	135
SONATA WEST		133	2	1%	135
PEDIATRIC CARE CENTER		135			135
PRIME HEALTH OF NORTH PORT LLC		113	22	16%	135
UNIVERSTIY CENTER MEDICAL LLC DBA	1	128	6	4%	135
SOUTH CAMPUS FACILITY INC		122	12	9%	134
SANDALWOOD NURSING CENTER		127	7	5%	134
The Crossings		132	2	1%	134
MINUTECLINIC DIAGNOSTIC OF NORTH CARO		119	15	11%	134
SUNY UPSTATE OVERFLOW LABORATORY		134			134
ALTAMONTE PEDIATRIC ASSOCIATES		61	73	54%	134
L&S SENIOR CARE DBA ARCADIA OAKS	4	129	1	1%	134
ADVANCED MEDICAL CENTER		86	48	36%	134
EMERALD COAST BEHAVIORAL HOSPITAL		126	7	5%	133
HEARTLAND PHARMACY LAKE PLACID, INC		100	33	25%	133
WALGREENS CO		118	14	11%	132
ECOLAB GROUP		96	36	27%	132
CENTRACARE		18	114	86%	132
AMERICAN HOUSE-BONITA SPRINGS		131	1	1%	132
SOLARIS SENIOR LIVING OF MERRITT ISLAND		127	5	4%	132
LAKELAND REGIONAL HEALTH LAKE MIRIAM	3	87	42	32%	132
THE REHABILITATION CENTER OF LAKE CITY		127	5	4%	132
SOUTH LAKE PEDIATRICS		114	18	14%	132
ALTERNATIVE LIVING, INC DBA TWIN CITIES PAVILION		129	3	2%	132
MORTON PLANT HOSPITAL NURSING		2	129	98%	131
INTEGRATED REGIONAL LABORATORIES		119	12	9%	131
THE WELLNESS CENTER AT LAKEWOOD RANCH		43	88	67%	131
FOUNTAINS OF HOPE LLC, THE		130	1	1%	131
ARBOR TERRACE SAN JOSE LLC	3	126	2	2%	131
VITAS HEALTHCARE CORP OF FLORIDA		129	1	1%	130
COQUINA CENTER		125	5	4%	130
EC OPCO CARROLLWOOD LLC		123	7	5%	130
MEYER PEDIATRICS		114	16	12%	130
THREE OAKS PHARMACY INC		116	14	11%	130
MOOSEHAVEN LIFE CARE CENTER		130			130
PUTNAM COUNTY SHERIFFS OFFICE		120	10	8%	130
CHARLES CROFT MD	1	127	2	2%	130
QUICK CARE MED PL CR		80	49	38%	129
LIFESTREAM BEHAVIORIAL CENTER		104	25	19%	129
PANAMA PHARMACY	3	108	18	14%	129
TRI-COUNTY NURSING HOME		117	12	9%	129
BMHSI-AEL MICROBIOLOGY LABORATORY	2	102	25	19%	129
HOSPICE OF MARTIN & ST LUCIE, INC		126	3	2%	129
THE CLUB AND REHABILITATION CENTER		127	1	1%	128
MINUTECLINIC DIAGNOSTIC OF OHIO LLC		106	22	17%	128

COVID-19: testing by laboratory

Data through May 12, 2021 verified as of May 13, 2021 at 09:25 AM

Data in this report are provisional and subject to change.

The numbers in the table below represent the number of Florida and non-Florida residents for whom test results were received by the Department of Health. A person can be tested by more than one laboratory and can have both positive and negative results. **Therefore, the sum of the numbers in each column will be larger than the total number of people tested.**

Reporting lab	Inconclusive	Negative	Positive	Percent positive	Total
VIERA HOSPITAL			128	100%	128
SEMINOLE SPORTS AND FAMILY MEDICINE		112	16	13%	128
IQBAL A FARUQUI MD		93	35	27%	128
HILLSBOROUGH COUNTY DEVELOPMENTAL CTR	1	117	9	7%	127
GESSLER CLINIC PA		98	29	23%	127
ADVENTHEALTH MEDICAL GROUP PRIMARY CARE		116	11	9%	127
LATE HOURS URGENT CARE		66	61	48%	127
ST JOSEPHS HOSPITAL SOUTH HOSPITAL		1	126	99%	127
FLORIDA DEPARTMENT OF HEALTH IN LAKE COUNTY	1	79	47	37%	127
SHOAL CREEK REHABILITATION CENTER		85	42	33%	127
THE COURTYARD ASSISTED LIVING		123	4	3%	127
TREASURE COAST PEDIATRICS PA		120	7	6%	127
TIFFANY HALL NURSING AND REHAB CENTER		117	9	7%	126
DOCTORS CENTER PA,THE		108	18	14%	126
MONTEFIORE MEDICAL CENTER LABORATORIES - MOSES		115	10	8%	125
WESTCHESTER MEDICAL CENTER	1	119	5	4%	125
WINDERMERE MEDICAL CENTER		119	6	5%	125
TROPICANA MANUFACTURING COMPANY INC		118	7	6%	125
Mt Sinai Aventura			125	100%	125
PALMS EDGE	1	116	8	6%	125
BROOKDALE PALM COAST		125			125
Golfview Healthcare Center		118	6	5%	124
ARBOR GLEN AT ARBOR TRACE	2	113	9	7%	124
FHMG LAKE MARY PEDS		108	16	13%	124
FLORIDA ATLANTIC UNIVERSITY		116	8	6%	124
ADVANCED EMURGENT CARE		28	96	77%	124
ENCOMPASS HEALTH REHABILITATION HOSPITAL OF LARGO		121	3	2%	124
ADVENT HEALTH CENTRA CARE - BRANDON		31	93	75%	124
ENCOMPASS HEALTH REHABILITATION HOSPITAL		123	1	1%	124
ISLAND URGENT CARE PLLC DBA AFC URGENT CARE		123	1	1%	124
NORTH FL SOUTH GA HCS-MALCOM RANDALL VAMC			124	100%	124
ARDEN COURTS OF SARASOTA		105	18	15%	123
PSL NAPLES BH OPERATIONS, LLC		123			123
MINUTECLINIC DIAGNOSTIC OF RHODE ISLAND, LLC #729		119	4	3%	123
CITRUS MEMORIAL HEALTH SYSTEM LAB		2	121	98%	123
GENEDX		48	75	61%	123
PICH KTM CORP DBA MEDTOWN PHARMACY		106	17	14%	123
PALM BAY HOSPITAL			123	100%	123
PARKVIEW HEALTH		121	1	1%	122
FHMG- FLORIDA HOSPITAL MEDICAL GROUP		108	14	11%	122
PHYSICIANS REGIONAL CLINIC		92	30	25%	122
HOSPICE OF THE EMERALD COAST INC - PANAMA CITY	2	113	7	6%	122
PINELLAS COUNTY JAIL			121	100%	121
Crystal Health & Rehab Center		115	6	5%	121
BROOKDALE JENSEN BEACH		118	3	2%	121
Sandy Ridge Center for Rehabilitation and Healing		100	21	17%	121

COVID-19: testing by laboratory

Data through May 12, 2021 verified as of May 13, 2021 at 09:25 AM

Data in this report are provisional and subject to change.

The numbers in the table below represent the number of Florida and non-Florida residents for whom test results were received by the Department of Health. A person can be tested by more than one laboratory and can have both positive and negative results. **Therefore, the sum of the numbers in each column will be larger than the total number of people tested.**

Reporting lab	Inconclusive	Negative	Positive	Percent positive	Total
URGENT CARE TCMA			121	100%	121
Hialeah Nursing And Rehabilitation Center		115	6	5%	121
GUIDEWELL EMERGENCY MEDICINE DOCTORS LLC		79	42	35%	121
MY CLINICAL LAB INC		17	103	86%	120
ENCOMPASS HEALTH REHABILITATION HOSPITAL OF SARASOTA		119	1	1%	120
HOBDAIR FAMILY HEALTH LLC		83	37	31%	120
FLAGLER COLLEGE HEALTH SERVICES		86	34	28%	120
J FRANK AVEY MD		93	27	23%	120
ARBOR TERRACE ORTEGA LLC	2	116	2	2%	120
TREASURE COAST PRIMARY CARE		96	23	19%	119
RDX BIOSCIENCE		60	59	50%	119
BROOKDALE CANOPY OAKS		87	32	27%	119
MATHISON RETIREMENT COMMUNITY		114	5	4%	119
LENOX HILL HOSPITAL		110	9	8%	119
SMS DO PA		101	18	15%	119
PATRICK AIR FORCE BASE		7	112	94%	119
COASTAL HEALTH AND REHAB		110	9	8%	119
DELAND WELLNESS CENTER			119	100%	119
UNIVERSITY HEALTH SYSTEM INC		108	11	9%	119
MED ONE AT SAINT AUGUSTINE		87	32	27%	119
TUSCAN ISLE OPERATING COMPANY LLC DBA		114	4	3%	118
ISLAND DOCTORS		23	95	81%	118
BROWARD HEALTH CORAL SPRINGS EPIDEMIOLOGY DEPT		1	117	99%	118
VILLAS OF HOLLY BROOK - BRADENTON 14TH		116	2	2%	118
SH HERON EAST LLC		103	15	13%	118
BLISS HEALTHCARE SERVICES	1	92	25	21%	118
GRAND OAKS OF JENSEN BEACH LLC		113	5	4%	118
TOTAL CARE PLUS LLC			117	100%	117
SOUTH BALDWIN MEDICAL CENTER GULF SHORES		94	23	20%	117
NEIGHBORHOOD MEDICAL CENTER		112	5	4%	117
NORTH SHORE MEDICAL LABS	1	109	7	6%	117
MD 365 MEDICAL CARE		116	1	1%	117
BROOKDALE COLONIAL PARK	2	114	1	1%	117
CSL PLASMA INC		11	105	91%	116
PM PEDIATRICS		103	13	11%	116
BAY PINES MEDICAL ASSOCIATES		1	115	99%	116
WESTWOOD NURSING & REHAB		82	34	29%	116
MAIN STREET MEDICAL CENTER OF CRESTVIEW PA		91	25	22%	116
CAN COMMUNITY HEALTH		114	2	2%	116
CAREATC		30	86	74%	116
LEE COUNTY SCHOOL DISTRICT	1	108	7	6%	116
BELVEDERE COMMONS OF FORT WALTON BEACH		106	10	9%	116
CARE CENTERS OF NASSAU, LLC - HENDRICKS RD		115	1	1%	116
CONSULATE HEALTH CARE OF SARASOTA	1	115			116
TREASURE COAST MEDICAL ASSOCIATES		4	111	97%	115
THE POINTE AT CEDAR PARK		114	1	1%	115

COVID-19: testing by laboratory

Data through May 12, 2021 verified as of May 13, 2021 at 09:25 AM

Data in this report are provisional and subject to change.

The numbers in the table below represent the number of Florida and non-Florida residents for whom test results were received by the Department of Health. A person can be tested by more than one laboratory and can have both positive and negative results. **Therefore, the sum of the numbers in each column will be larger than the total number of people tested.**

Reporting lab	Inconclusive	Negative	Positive	Percent positive	Total
CHILDRENS CLINIC		63	52	45%	115
SUNFLOWER SPRINGS ASSISTED LIVING		105	10	9%	115
ALL CARE URGENT CARE			115	100%	115
CABANA AT JENSEN DUNES, THE		111	4	3%	115
G & R HEALTH MART PHARMACY		94	20	18%	114
UNIVERSITY MEDICAL CENTER SUITES		100	14	12%	114
ELAN BUENA VISTA		97	17	15%	114
RARITAN BAY PERTH AMBOY		105	9	8%	114
Courtyards of Orlando Care Center		102	12	11%	114
MINUTECLINIC DIAGNOSTIC OF SOUTH CAROLINA, LLC		94	20	18%	114
A PLUS FAMILY URGENT CARE		89	24	21%	113
CAREMOUNT MEDICAL - PATHOLOGY		109	4	4%	113
CALADIUM PEDIATRICS		96	16	14%	112
ASHRAF MEDICAL GROUP PLLC DBA PULSE MD		109	3	3%	112
VRL EUROFINIS - HAWAII		112			112
WINDSOR WOODS REHAB & HEALTHCARE CTR		106	6	5%	112
SHERMAN-ABRAMS LABORATORY INC		105	7	6%	112
ALLIED HEALTH FORT PIERCE		112			112
CLEVELAND CLINIC FOUNDATION		12	100	89%	112
EXPRESS DOCS LLC		11	100	90%	111
ALL MY KIDS PEDIATRICS INC		78	33	30%	111
COLONY CARE CENTER		94	17	15%	111
MG PORT CHARLOTTE II SUBTENANT LLC		99	12	11%	111
HARBORCHASE OF NAPLES		97	14	13%	111
LPG PRIMARY CARE AT SURFSIDE		97	14	13%	111
AU HEALTH		94	16	15%	110
LAKE HOUSE ASSISTED LIVING		93	17	15%	110
Cross Landings Health and Rehabilitation		101	9	8%	110
IXI WELLNESS DALLAS, LLC		109			109
GRACE MEDICAL HOME		90	19	17%	109
VILLAGES VA CBOC	2	101	6	6%	109
Riviera Health Resort		108	1	1%	109
BRANDYWYNE HEALTH CARE CENTER		107	2	2%	109
WHITE PLAINS HOSPITAL CENTER LAB		105	4	4%	109
AFTER HOURS PEDIATRICS			108	100%	108
SIMEDHEALTH LLC		95	13	12%	108
North Lake Care Center		107	1	1%	108
WE SCREEN LLC		102	6	6%	108
EVANS HEALTH CARE		106	2	2%	108
BAPTIST MEDICAL CENTER SOUTH		86	22	20%	108
LECONTE MEDICAL CENTER LAB		88	19	18%	107
BAY VIEW HEALTHCARE		85	22	21%	107
CVS NY4098030POCT NEW YORK		106	1	1%	107
Ocala Oaks Rehabilitation Center		101	6	6%	107
NAVY HOSPITAL			107	100%	107
MENORAH HOUSE		106	1	1%	107

COVID-19: testing by laboratory

Data through May 12, 2021 verified as of May 13, 2021 at 09:25 AM

Data in this report are provisional and subject to change.

The numbers in the table below represent the number of Florida and non-Florida residents for whom test results were received by the Department of Health. A person can be tested by more than one laboratory and can have both positive and negative results. **Therefore, the sum of the numbers in each column will be larger than the total number of people tested.**

Reporting lab	Inconclusive	Negative	Positive	Percent positive	Total
HEART OF FLORIDA REGIONAL MED CTR		35	71	67%	106
325TH MEDICAL GROUP		87	19	18%	106
KALEIDA HEALTH CENTER FOR LABORATORY		100	6	6%	106
ADVENT HEALTH - CENTRAL PASCO ER		93	13	12%	106
ELMCROFT OF BELLA VITA		98	8	8%	106
NORTH FLORIDA EVALUATION AND TREATMENT CENTER	2	99	5	5%	106
MIAMI BEACH COMMUNITY HEALTH CENTER		2	104	98%	106
COASTAL LABORATORIES OF FLORIDA		92	13	12%	105
SUNSHINE GARDENS		104	1	1%	105
MAJESTIC OAKS		102	3	3%	105
MEDICAL CONSULTANTS OF FLORIDA DBA	1	90	14	13%	105
Gulfport Rehabilitation Center		102	3	3%	105
ST PETERSBURG PEDIATRICS-SEMINOLE		92	13	12%	105
ST MARK ASSISTED LIVING CENTER	1	91	12	12%	104
NORTH CENTRAL BRONX HOSPITAL		99	5	5%	104
PORT CHARLOTTE REHABILITATION CENTER		90	14	13%	104
PEDIATRIC CARE CENTER- JACKSONVILLE BEACH		75	29	28%	104
VISTA MANOR		92	12	12%	104
ORLANDO LUTHERAN TOWERS ASSISTED LIVING		104			104
MEDEXPRESS - BLOOMIN BRANDS		83	21	20%	104
GRANDE, THE	2	98	4	4%	104
EAST RIDGE RETIREMENT VILLAGE INC		104			104
PREDICTIVE LABORATORIES, INC	1	90	13	13%	104
DOUGLAS T JACOBSON STATE VETERANS HOME		104			104
FLORIDA MEDICAL CLINIC - MULTI SPECIALTY CAMPUS		53	50	49%	103
PUBLIC SQUARE PHARMACY LLC		81	22	21%	103
HENNEPIN HEALTHCARE LABORATORY		102			102
CENTRAL FLORIDA HEALTH CARE		47	55	54%	102
MULBERRY CARE CENTER		89	13	13%	102
PruittHealth Fleming Island		87	15	15%	102
BROOKDALE VERO BEACH SOUTH AL		101	1	1%	102
MACADAMS HOME HEALTH AGENCY		100	1	1%	101
PENNSYLVANIA DEPT OF HEALTH		21	80	79%	101
CRESTVIEW URGENT CARE	1	22	78	77%	101
VANDERBILT UNIVERSITY MEDICAL CENTER		92	9	9%	101
LAFAYETTE NURSING AND REHABILITATION CENTER		99	2	2%	101
PANIRA HEALTHCARE CLINIC		2	99	98%	101
CCS - BROWARD COUNTY JAIL		94	7	7%	101
HAWTHORN HOUSE		87	14	14%	101
INFINITY BIOLOGIX LLC OAKDALE		96	5	5%	101
GOOD HEARTS COVID TESTING		57	43	43%	100
Consulate Health Care of Port Charlotte		98	2	2%	100
GLOBAL CENTRAL LABS AT PPD	2	88	10	10%	100
EMERALD COAST CENTER		96	4	4%	100
WORLD OF PEDIATRICS LLC		92	8	8%	100
JOHN KNOX VILLAGE OF FLORIDA ALF	1	95	4	4%	100

COVID-19: testing by laboratory

Data through May 12, 2021 verified as of May 13, 2021 at 09:25 AM

Data in this report are provisional and subject to change.

The numbers in the table below represent the number of Florida and non-Florida residents for whom test results were received by the Department of Health. A person can be tested by more than one laboratory and can have both positive and negative results. **Therefore, the sum of the numbers in each column will be larger than the total number of people tested.**

Reporting lab	Inconclusive	Negative	Positive	Percent positive	Total
CATHOLIC HEALTH SERVICES REGIONAL LAB		92	8	8%	100
HUNTSVILLE HOSPITAL LABORATORY		71	28	28%	99
Consulate Health Care of Jacksonville		85	14	14%	99
STONY BROOK UNIVERSITY MEDICAL CENTER		85	14	14%	99
DEVANSH LAB WERKS INC		79	20	20%	99
WINDSOR OAKS		97	1	1%	98
LANDMARK, THE		48	50	51%	98
PLAZA OF HALLANDALE BEACH		98			98
KORGENE LAB	1	28	69	70%	98
SEMINOLE COUNTY HEALTH DEPARTMENT		79	19	19%	98
MIRIMUS CLINICAL LABS	2	42	54	55%	98
VALLEY MEDICAL CENTER		91	7	7%	98
URINEGOODHANDS LLC		96	2	2%	98
PRIMECARE AT TWIN LAKES		2	96	98%	98
FLORIDA COMMUNITY HEALTH CENTERS INC			98	100%	98
ARBOR TRAIL		78	20	20%	98
SIGNATURE HEALTHCARE OF MIDDLEBURG		95	2	2%	97
MINNESOTA TWINS		92	5	5%	97
RIDGEWOOD DIAGNOSTIC LABORATORY		92	5	5%	97
HEALTH CENTERS AT BRENTWOOD		96	1	1%	97
SKIPPACK MEDICAL LAB		82	15	15%	97
HURLBURT FIELD CLINIC		39	58	60%	97
GRAND VILLA OF LARGO		88	9	9%	97
SUPERIOR RESIDENCES OF LECANTO		82	15	15%	97
QPS, LLC		93	3	3%	96
LABFIRST - DEPARTMENT OF PATHOLOGY		92	4	4%	96
MARKET STREET VIERA		95	1	1%	96
BARRY UNIVERSITY STUDENT HEALTH SERVICES		52	44	46%	96
BAYSHORE MEMORY CARE		96			96
GOLFCREST HEALTHCARE CENTER		96			96
INSTITUTE OF PATHOLOGY KINGS COUNTY		93	3	3%	96
PEDIATRIC ASSOCIATES ORLANDO		82	14	15%	96
ADVENT HEALTH CENTRA CARE - WATERMAN		79	16	17%	95
CROSS CITY REHABILITATION AND HEALTH CARE CENTER		72	23	24%	95
ROSECASTLE AT DELANEY CREEK		94	1	1%	95
KINDRED AT HOME		86	9	9%	95
MEDRITE URGENT CARE		81	14	15%	95
CATHOLIC HEALTH SYSTEM DEPT LABORATORY		91	4	4%	95
ADVENT HEALTH CENTRA CARE - EAST ORLANDO		65	30	32%	95
THE TERRACE OF KISSIMMEE		80	15	16%	95
EAST ALABAMA MEDICAL CENTER LABORATORY		83	12	13%	95
Conway Lakes Health and Rehabilitation Center		93	1	1%	94
NEW SMYRNA BEACH URGENT CARE			94	100%	94
DIAGNOSTIC SOLUTIONS		3	91	97%	94
AVANTE OF MOUNT DORA INC		94			94
ERIE COUNTY MEDICAL CTR CLINICAL LABS		90	4	4%	94

COVID-19: testing by laboratory

Data through May 12, 2021 verified as of May 13, 2021 at 09:25 AM

Data in this report are provisional and subject to change.

The numbers in the table below represent the number of Florida and non-Florida residents for whom test results were received by the Department of Health. A person can be tested by more than one laboratory and can have both positive and negative results. **Therefore, the sum of the numbers in each column will be larger than the total number of people tested.**

Reporting lab	Inconclusive	Negative	Positive	Percent positive	Total
LABCORP		29	65	69%	94
BRIDGEVIEW CENTER LLC		81	13	14%	94
GEORGE E WEEMS MEMORIAL HOSPITAL LAB		77	17	18%	94
Baldwin Pediatrics		83	11	12%	94
A COUNTRY PLACE ASSISTED LIVING FACILITY		92	2	2%	94
REHAB AND HEALTHCARE CENTER OF CAPE CORAL		94			94
FLORIDA PEDIATRIC GROUP		31	62	67%	93
BREVARD HEALTH ALLIANCE INC		90	3	3%	93
PRESERVE AT PALM AIRE	3	90			93
DAVITA LABORATORY		69	23	25%	92
PLYMOUTH HOME FOR ADULTS, INC.	8	83	1	1%	92
LAKE GIBSON VILLAGE, LLC		89	3	3%	92
BISHOP GRADY VILLAS		90	2	2%	92
CENTURY CENTER FOR REHABILITATION & HEALING		74	18	20%	92
SUWANNEE COUNTY SHERIFF OFFICE		89	3	3%	92
PROMEDICA SENIOR LIVING		86	6	7%	92
MAGNOLIA DIAGNOSTIC		2	90	98%	92
1ST PRIORITY LAB SERVICES		75	17	18%	92
JESSIE TRICE COMMUNITY HEALTH SYSTEM, INC		75	17	18%	92
CVS MINUTE CLINIC		3	88	97%	91
AVERO DIAGNOSTICS		67	24	26%	91
DEBARY HEALTH AND REHABILITATION CENTER		88	3	3%	91
SANTA BARBARA CARE CENTER		69	22	24%	91
NAPHCARE INC		85	6	7%	91
SONORAN DESERT PATHOLOGY ASSOCIATES		3	88	97%	91
HERON CLUB AT PRESTANCIA		89	2	2%	91
MISIR DRUGS LLC		72	19	21%	91
MD 365 MEDICAL CARE PLLC		91			91
STUART REHABILITATION AND HEALTHCARE		75	16	18%	91
CONCENTRA - FT LAUDERDALE - COMMERCIAL BLVD		89	2	2%	91
BAHIA OAKS LODGE		85	6	7%	91
PARK OF THE PALMS INC		90	1	1%	91
SUN CLINICAL LABORATORIES		90	1	1%	91
LAKELAND REGIONAL HEALTH GATEWAY CENTER		65	26	29%	91
COOPER FAMILY MEDICAL PLLC		71	20	22%	91
Summit Medical Group, Pa Dba Citymd		84	7	8%	91
JENNIFER J CHIAVETTA-GRLSANTI DC		74	17	19%	91
CAMPBELL URGENT CARE		15	75	83%	90
MANATEE COUNTY JAIL		89	1	1%	90
JERICO URGENT CARE		86	4	4%	90
AESTHETIC ENHANCEMENTS		90			90
KEYS MEDICAL GROUP			90	100%	90
Winter Garden Rehab and Nursing Facility		79	11	12%	90
Lanier Rehab		64	26	29%	90
ACE BIOMEDICAL LABS LLC		74	15	17%	89
STUART LODGE LIVING LLC		66	23	26%	89

COVID-19: testing by laboratory

Data through May 12, 2021 verified as of May 13, 2021 at 09:25 AM

Data in this report are provisional and subject to change.

The numbers in the table below represent the number of Florida and non-Florida residents for whom test results were received by the Department of Health. A person can be tested by more than one laboratory and can have both positive and negative results. **Therefore, the sum of the numbers in each column will be larger than the total number of people tested.**

Reporting lab	Inconclusive	Negative	Positive	Percent positive	Total
ST VINCENT'S BIRMINGHAM		82	7	8%	89
PERSONAL PEDIATRICS		78	11	12%	89
DAVENPORT PEDIATRICS CLERMONT PA		80	9	10%	89
ATRIUM AT LIBERTY PARK		85	4	4%	89
MIAMI SHORES NURSING & REHAB		89			89
EMERGENCY PHYSICIANS MEDICAL CENTER LLC		65	24	27%	89
JOHN D ARCHBOLD MEMORIAL HOSPITAL		86	3	3%	89
NORTH FLORIDA SPINE AND WELLNESS		69	20	22%	89
EVENTEST, LLC		87	2	2%	89
MEDICAL PAVILION CLINIC		66	23	26%	89
FREEDOM INN AT TARPON SPRINGS		82	7	8%	89
WALGREENS 2941		85	4	4%	89
ST VINCENTS PRIMARY CARE		81	8	9%	89
BAYLOR GENETICS		75	13	15%	88
AR ANESTHESIA LLC		86	2	2%	88
GOVERNOR'S CREEK HEALTH & REHABILITATION		87	1	1%	88
HUNTINGTON HOSPITAL LABORATORY		85	3	3%	88
LAKE SHERIFF		68	20	23%	88
NORTHWESTERN UNIVERSITY CORP		86	1	1%	87
CHAMBREL AT ISLAND LAKE		83	4	5%	87
PACIFIC ANALYTICS			87	100%	87
BEACHES PEDIATRICS PA		82	5	6%	87
EISENHOWER ARMY MEDICAL CENTER		80	7	8%	87
PRODUCTION HEALTH SAFETY MANAGEMENT		85	2	2%	87
BRANDON HEALTH AND REHABILITATION CENTER	1	85	1	1%	87
TAMPA BAY CONCIERGE DOCTOR, LLC		83	4	5%	87
CLYDE E LASSEN STATE VETERANS NURSING HOME		62	25	29%	87
UNIVERSITY OF NEW MEXICO HOSPITAL		87			87
WALGREENS #12673		82	4	5%	86
HOLMES COUNTY HEALTH DEPARTMENT	1	72	13	15%	86
BRILLIANCE ASSISTED LIVING		69	17	20%	86
SUNCOAST TECHNICAL COLLEGE SCHOOL OF HEALTH		86			86
LAKE HOWELL FAMILY MEDICINE ASSOCIATES		70	16	19%	86
PENSACOLA DEVELOPMENTAL CENTER		67	19	22%	86
DISCOVERY VILLAGE AT THE FORUM		86			86
PREMIUM HEALTH SERVICES OF TAMPA BAY LLC		55	30	35%	85
LEVY COUNTY DEPARTMENT OF HEALTH		61	24	28%	85
FLORIDA MEDICAL CLINIC PA		57	28	33%	85
DELCARE PA		68	17	20%	85
W. FRANK WELLS NURSING HOME		84	1	1%	85
HEARTLAND PEDIATRIC ASSOCIATES		71	14	16%	85
MEADOWCREST FAMILY PHYSICIANS PA	1	60	24	28%	85
ARBOR OAKS AT TYRONE	9	74	2	2%	85
PRMG - EAST NAPLES	1	73	11	13%	85
ATLAN		75	9	11%	84
NITE LITE PEDIATRICS - JACKSONVILLE		76	8	10%	84

COVID-19: testing by laboratory

Data through May 12, 2021 verified as of May 13, 2021 at 09:25 AM

Data in this report are provisional and subject to change.

The numbers in the table below represent the number of Florida and non-Florida residents for whom test results were received by the Department of Health. A person can be tested by more than one laboratory and can have both positive and negative results. **Therefore, the sum of the numbers in each column will be larger than the total number of people tested.**

Reporting lab	Inconclusive	Negative	Positive	Percent positive	Total
OCOEE PEDIATRICS		76	8	10%	84
ORTHOPAEDIC SURGERY CENTER		84			84
PEDIATRIC SERVICES OF AMERICA INC		79	5	6%	84
CENTRAL FLORIDA PEDIATRICS		38	46	55%	84
PINES OF SARASOTA GARDEN		84			84
LONG TERM CARE OF JAY, LLC		63	21	25%	84
PANCARE HEALTH - FREEPORT CLINIC SUITE B		75	9	11%	84
LEE MEMORIAL HEALTH SYSTEM D/B/A LEE COMMUNITY		77	6	7%	83
MID FLORIDA PRIMARY CARE PA		69	14	17%	83
BROWARD HEALTH MEDICAL CENTER CLINICAL LAB			83	100%	83
CANOPY ON BERRYHILL, THE		51	32	39%	83
AHMG SURGICAL SPECIALIST		83			83
GADSDEN COUNTY HEALTH DEPARTMENT		71	12	14%	83
GRAND ST PAUL CVS		80	3	4%	83
ROCKLEDGE REGIONAL MEDICAL CENTER		36	47	57%	83
ARTHREX MEDICAL CENTER		46	37	45%	83
ROYAL CARE OF AVON PARK		80	3	4%	83
THE TRADITION OF THE PALM BEACHES		80	3	4%	83
LABCORP EMPLOYER SERVICES		82	1	1%	83
ADVENTHEALTH MEDICAL GROUP MULTISPECIALTY			82	100%	82
Lexington Health and Rehabilitation Center		82			82
LAB PLUS, LLC AT SAINT THOMAS WEST HOSPITAL		68	14	17%	82
WEST VOLUSIA FAMILY AND SPORTS MEDICINE		75	7	9%	82
BARNETT PARK		2	80	98%	82
THE PAVILION FOR HEALTH CARE		72	10	12%	82
BIO-TECH CLINICAL LABORATORIES		41	40	49%	81
URGENT CARE USA LLC		2	79	98%	81
LAKE CITY VA MEDICAL CENTER			81	100%	81
BioReference Laboratories, Inc		10	71	88%	81
LAB		29	52	64%	81
MEDCOR CORPORATE CLINIC		80	1	1%	81
BALMORAL TENANT SERVICES INC	1	43	36	45%	80
NORTH SHORE UNIVERSITY HOSPITAL LABORATORY		73	7	9%	80
VETERANS AFFAIRS MEDICAL CENTER - PALO ALTO		28	51	65%	79
JACOBI MEDICAL CENTER		74	5	6%	79
BOND CLINIC PA		46	33	42%	79
MICHAEL AKPEKE MD		70	9	11%	79
CENTRAL BALDWIN IMMEDIATE CARE & FAMILY PRACTICE		61	18	23%	79
ORLANDO COVID TEST , LLC		71	8	10%	79
MINUTECLINIC DIAGNOSTIC OF NEW JERSEY		71	8	10%	79
SIMED LABORATORY		63	16	20%	79
EDGEWATER AT WATERMAN VILLAGE		78	1	1%	79
CBS LABS OF TAMPA LLC		3	76	96%	79
TITUSVILLE FAMILY PRACTICE		22	56	72%	78
NOMI HEALTH LAB SERVICES LLC		8	70	90%	78
NEW MEXICO STATE PUBLIC HEALTH DIVISION		78			78

COVID-19: testing by laboratory

Data through May 12, 2021 verified as of May 13, 2021 at 09:25 AM

Data in this report are provisional and subject to change.

The numbers in the table below represent the number of Florida and non-Florida residents for whom test results were received by the Department of Health. A person can be tested by more than one laboratory and can have both positive and negative results. **Therefore, the sum of the numbers in each column will be larger than the total number of people tested.**

Reporting lab	Inconclusive	Negative	Positive	Percent positive	Total
PANCARE HEALTH - MALONE CLINIC		71	7	9%	78
AVANTE AT BOCA RATON		78			78
MINUTECLINIC DIAGNOSTIC OF KANSAS, PA		69	9	12%	78
TGH URGENT CARE POWERED BY FAST TRACK			78	100%	78
NICEVILLE URGENT CARE		31	47	60%	78
LAKE MORTON PLAZA		75	3	4%	78
LPG PRIMARY CARE AT PINE ISLAND		64	14	18%	78
BAYCARE MEDICAL GROUP		71	7	9%	78
SUNSHINE PEDIATRICS		77	1	1%	78
DOH-WEST PALM BEACH BRANCH LABORATORY		3	75	96%	78
DEVELOPMENTAL DISABILITIES DEFENDANT PROGRAM		75	2	3%	77
WOMENS CARE FLORIDA LABORATORY		70	7	9%	77
PALM RIVER COMMUNITY HEALTH CENTER		68	9	12%	77
CLEARWATER PAIN MANAGEMENT ASSOCIATES		75	2	3%	77
WALGREENS 9627		71	6	8%	77
LUTHERAN HAVEN ASSISTED LIVING		77			77
THE GOOD SHEPARDS OF DELAND-WEST		76	1	1%	77
BOND CLINIC DR ELDEEB		38	39	51%	77
HEALTH FIRST - PALM BAY HOSPITAL		2	75	97%	77
ORANGE CITY NURSING AND REHAB		75	2	3%	77
STONY BROOK SOUTHAMPTON		75	2	3%	77
ROSECASTLE OF JACKSONVILLE LLC		75	2	3%	77
WINDSOR REFLECTIONS		75	1	1%	76
THOMAS INTERNAL MEDICINE		64	12	16%	76
S-H THIRTY-FIVE OPCO- PORT ST LUCIE, LLC	1	75			76
SUNCOAST OPTIMAL WELLNESS		23	53	70%	76
DYNAMIC MEDICAL USA			76	100%	76
PROMEDICA LABORATORIES		21	55	72%	76
ASSOCIATED CLINICAL LABORATORIES		68	8	11%	76
MICHAEL A VENAZIO MD		72	4	5%	76
CAMP BOGGY CREEK		75	1	1%	76
CLINICAL PATHOLOGY ASSOCIATES-SONIC REFERENCE LAB		76			76
TANVIR H SHAGAR NP		69	7	9%	76
MOBILE PHYSICIAN SERVICES INC		68	8	11%	76
NORTH FLORIDA PHARMACY		67	9	12%	76
LEE COMMUNITY HEALTHCARE - LEHIGH		63	13	17%	76
PANCARE HEALTH - JACKSON COUNTY		63	13	17%	76
SUMTER PEDIATRICS		70	5	7%	75
ADVENTHEALTH EXPRESSCARE		45	30	40%	75
ORLANDO CLINICAL RESEARCH CENTER		72	3	4%	75
TOWERS HOME CARE		71	4	5%	75
WATERCREST ST LUCIE WEST	1	69	5	7%	75
ST JOSEPHS CHILDRENS OUTREACH		2	73	97%	75
BROWARD HEALTH MEDICAL CENTER		3	72	96%	75
ELLKAY HEALTHCARE DATA PLUMBERS	52	19	4	5%	75
SOS MOBILE MEDICAL CARE LLC		63	12	16%	75

COVID-19: testing by laboratory

Data through May 12, 2021 verified as of May 13, 2021 at 09:25 AM

Data in this report are provisional and subject to change.

The numbers in the table below represent the number of Florida and non-Florida residents for whom test results were received by the Department of Health. A person can be tested by more than one laboratory and can have both positive and negative results. **Therefore, the sum of the numbers in each column will be larger than the total number of people tested.**

Reporting lab	Inconclusive	Negative	Positive	Percent positive	Total
NOAH CLINICAL LABORATORY		63	11	15%	74
SCOTT LAKE HEALTH AND REHABILITATION CENTER		71	3	4%	74
ERDOX		69	5	7%	74
HARMONY CLINIC		1	73	99%	74
FAST PACE MEDICAL CLINIC, PLLC		63	11	15%	74
EC OPCO PENSACOLA, LLC		73	1	1%	74
MD LABS		47	27	36%	74
OAK MANOR NURSING HOME		70	4	5%	74
Grand Villa of Clearwater		68	6	8%	74
BROOKDALE OVIEDO		72	2	3%	74
GV NAPLES OPCO, LLC		73	1	1%	74
NORTH FLORIDA PEDIATRICS		57	17	23%	74
ERIC C MRSHAL, MD, PC #1842		71	3	4%	74
LAKE BUTLER HOSPITAL		65	8	11%	73
EVIVIA		70	3	4%	73
DISCOVERY VILLAGE AT PALM BEACH GARDENS		71	2	3%	73
PIERCE INSTRUMENTS INC		71	2	3%	73
Stratford Court of Palm Harbor		63	10	14%	73
MED EXPRESS		6	67	92%	73
AIR, LAND & SEA PHYSICALS & CONSULTATIONS, LLC		72	1	1%	73
CONSULATE HEALTH CARE - LAKE MARY		72	1	1%	73
INDIGO MANOR		22	50	69%	72
TRINITY URGENT CARE		58	14	19%	72
CRAIG BERGER MD PL D/B/A BAY AREA EYE INSTITUTE		72			72
SEWALLS POINT PHARMACY INC		64	8	11%	72
HAVEN OF OUR LADY OF PEACE		72			72
KESHAV RX LLC		59	13	18%	72
GROWING TOGETHER PEDIATRICS, LLC		66	6	8%	72
SAFARI PEDIATRICS PA		70	2	3%	72
EMPLOYEE WELLNESS PA		54	18	25%	72
DHMD		72			72
Salerno Bay Health & Rehabilitation Center		61	10	14%	71
NORTH FLORIDA PEDIATRICS - JACKSONVILLE		64	7	10%	71
ADVENT HEALTH - LAKE MARY		61	10	14%	71
CL BRUMBACK PRIMARY CARE CLINICS		17	54	76%	71
PERSONAL PEDIATRICS PA		67	4	6%	71
ADVANCED LAB		67	4	6%	71
FLORIDA HEALTH CARE DELAND			71	100%	71
BRADFORD COUNTY HEALTH DEPARTMENT		70	1	1%	71
INN AT ASTON GARDENS AT PELICAN POINTE,THE		67	4	6%	71
AMMON LABS		61	10	14%	71
MINUTECLINIC DIAGNOSTIC OF SOUTH CAROL		64	7	10%	71
EAST HILL PHARMACY		52	19	27%	71
STERLING HOUSE OF TALLAHASSEE	3	62	6	8%	71
INTERNAL MEDICINE ASSOCIATES PA		65	5	7%	70
Highlands Regional Hospital		63	7	10%	70

COVID-19: testing by laboratory

Data through May 12, 2021 verified as of May 13, 2021 at 09:25 AM

Data in this report are provisional and subject to change.

The numbers in the table below represent the number of Florida and non-Florida residents for whom test results were received by the Department of Health. A person can be tested by more than one laboratory and can have both positive and negative results. **Therefore, the sum of the numbers in each column will be larger than the total number of people tested.**

Reporting lab	Inconclusive	Negative	Positive	Percent positive	Total
CP/AIG PENSACOLA DEVELOPMENT LLC		67	3	4%	70
SUMMIT AT VENICE	2	63	5	7%	70
USF HEALTH MORSANI CENTER		5	65	93%	70
CITY OF OCALA EMPLOYEE HEALTH AND WELLNESS CENTER		63	7	10%	70
ISLAND COAST PEDIATRICS		62	8	11%	70
TGH URGENT CARE - RIVERVIEW			70	100%	70
WILSON MEMORIAL REGIONAL MEDICAL CENTER		66	4	6%	70
SUNCOAST COMMUNITY HEALTH CENTERS PEDIATRICS		21	49	70%	70
PLANTATION GENERAL HOSPITAL CLINICAL LAB		26	43	62%	69
HERITAGE HEALTHCARE AND REHABILITATION CENTER		69			69
SAN JOSE SENIOR CARE LLC	1	43	25	36%	69
PALM BAY URGENT CARE		28	41	59%	69
EXPRESS CARE OF TAMPA BAY LLC	1	22	46	67%	69
LINCOLN MEDICAL AND MENTAL HEALTH CENTER		66	3	4%	69
LAKE CO EMPLOYEE HEALTH AND WELLNESS CENTER		61	8	12%	69
PARKSIDE INN	3	64	2	3%	69
LEE PHYSICIAN GROUP COLLEGE POINT		65	4	6%	69
MEMORIAL MANOR		69			69
VIP WALK IN CLINIC		44	24	35%	68
BOND AND STEELE CLINIC, PA		54	14	21%	68
BIG BOCA SMILES LLC		66	2	3%	68
CORNERSTONE PEDIATRICS		56	12	18%	68
AEL- MEMPHIS		17	51	75%	68
GILBERT MEDICAL GROUP		61	7	10%	68
GRAND VILLA OF DEL RAY WEST		64	4	6%	68
MINUTECLINIC, LLC		61	7	10%	68
CAREATC INC BRANDON	19	44	5	7%	68
GENPATH			68	100%	68
WALGREENS #05625		63	5	7%	68
MEASE MANOR INC		63	4	6%	67
APC PEDIATRICS AT RYE ROAD MEDICAL PARK		63	4	6%	67
BIOREFERENCE LABORATORIES INC		11	56	84%	67
SOMERBY OF SANTA ROSA BEACH		58	9	13%	67
MINUTECLINIC DIAGNOSTIC MEDICAL GROUP		62	5	7%	67
GOLDEN POND COMMUNITIES		67			67
FLORIDA HEALTH CARE		8	59	88%	67
SAMFORD UNIVERSITY HEALTH SERVICES		66	1	1%	67
GREENSBORO PATHOLOGY LLC		54	12	18%	66
PREMISE HEALTH MIA		27	39	59%	66
MEDEX MEDICAL EXPRESS OF PALATKA			66	100%	66
VETERANS AFFAIRS MEDICAL CENTER - GULF COAST		27	39	59%	66
SIDDH INC DBA SAN CARLOS PHARMACY		62	4	6%	66
OKEECHOBEE URGENT CARE		17	49	74%	66
PINELLAS PARK FIRE DEPARTMENT		62	4	6%	66
Palms at Ponte Vedra Assisted Living and Memory Care		63	3	5%	66
MINUTECLINIC DIAGNOSTIC OF HAWAII LLC		59	7	11%	66

COVID-19: testing by laboratory

Data through May 12, 2021 verified as of May 13, 2021 at 09:25 AM

Data in this report are provisional and subject to change.

The numbers in the table below represent the number of Florida and non-Florida residents for whom test results were received by the Department of Health. A person can be tested by more than one laboratory and can have both positive and negative results. **Therefore, the sum of the numbers in each column will be larger than the total number of people tested.**

Reporting lab	Inconclusive	Negative	Positive	Percent positive	Total
ST FRANCIS HOSPITAL		58	8	12%	66
ADVENT HEALTH - PALM COAST		2	64	97%	66
NORTH FLORIDA MEDICAL CENTER		59	7	11%	66
NEMOURS CHILDRENS PRIMARY CARE OVIEDO		51	15	23%	66
DOT DOC SARASOTA		60	6	9%	66
TROY REGIONAL MEDICAL CENTER		55	11	17%	66
AMERICAN FAMILY MEDICAL		53	13	20%	66
WALGREEN		52	14	21%	66
ADVENT HEALTH CENTRA CARE - WINTER GARDEN		20	46	70%	66
LPG PULMONOLOGY-COCONUT POINT		56	10	15%	66
FAMILY HEALTH CENTER		46	20	30%	66
NXGEN MDX		20	45	69%	65
EAST CENTRAL FLORIDA OUTPATIENT IMAGING		44	21	32%	65
CALHOUN COUNTY HEALTH DEPT		36	29	45%	65
WADSWORTH HEALTH CENTER		62	3	5%	65
HORIZON ALF		64	1	2%	65
HERNANDO COUNTY FIRE RESCUE DISTRICT		31	34	52%	65
OUT OF STATE		40	25	38%	65
Heritage Park Care and Rehabilitation		65			65
BROOKDALE CENTRE POINTE	1	64			65
SUMMER VISTA ASSISTED LIVING		38	27	42%	65
CORAL GABLES HOSPITAL			65	100%	65
Bon Secours Maria Manor		59	6	9%	65
Rehabilitation Center of the Palm Beaches		65			65
MICHIGAN DEPARTMENT OF HEALTH AND HUMAN SERVICES	1		63	98%	64
ST CLOUD PHYSICIAN MANAGEMENT LLC DBA ST CLOUD		30	34	53%	64
VIERA HEALTH AND REHABILITATION CENTER		62	2	3%	64
SILVER LAKE PEDIATRICS PA		57	7	11%	64
SOUTHSIDE HOSPITAL NORTHWELL HEALTH LABORATORY		55	9	14%	64
GREENLEAF ALF		63	1	2%	64
LPG CONVENIENT CARE AT PINE ISLAND ROAD		58	6	9%	64
GRAND VILLA OF ALTAMONTE SPRINGS		57	7	11%	64
ENCOMPASS HEALTH REHABILITATION OF ALTAMONTE		59	5	8%	64
MEDLOGIC LABORATORIES		3	61	95%	64
CARE CENTERS OF NASSAU LLC MINER ROAD SOUTH		64			64
BAYOU GARDENS DUNEDIN LLC		64			64
JOSEPH L MORSE GERIATRIC CENTER	2	59	3	5%	64
CENTRA CARE - LAKE NONA		11	53	83%	64
DEPT OF VA MED CENTE-WEST PALM BEACH			64	100%	64
TRINITY AL SENIOR HOUSING LLC		45	19	30%	64
BEEHIVE HOMES OF GULF BREEZE		47	16	25%	63
REOPEN DIAGNOSTICS			63	100%	63
MEDI CLINIC SARASOTA INC		62	1	2%	63
BIG BEND CARES, INC		55	8	13%	63
DAVID POSNACK JEWISH DAY SCHOOL		63			63
BURRY'S PHARMACY INC		38	25	40%	63

COVID-19: testing by laboratory

Data through May 12, 2021 verified as of May 13, 2021 at 09:25 AM

Data in this report are provisional and subject to change.

The numbers in the table below represent the number of Florida and non-Florida residents for whom test results were received by the Department of Health. A person can be tested by more than one laboratory and can have both positive and negative results. **Therefore, the sum of the numbers in each column will be larger than the total number of people tested.**

Reporting lab	Inconclusive	Negative	Positive	Percent positive	Total
CINNAMON COVE ALF		62	1	2%	63
Casa Mora Rehabilitation & Extended Care		60	2	3%	62
CDR MAGUIRE INC	1	7	54	87%	62
MENTAL HEALTH CARE INC		53	9	15%	62
TBI RESIDENTIAL SERVICES, INC.		51	11	18%	62
ADVENTHEALTH MEDICAL GROUP FAMILY MEDICINE		57	5	8%	62
MAUREEN OROURKE-FUTEY			62	100%	62
ADVENT HEALTH - MOUNT DORA		10	52	84%	62
MARQUIS LABS, LLC		60	2	3%	62
EMERALD COAST HOSPICE		61	1	2%	62
LAKELAND REGIONAL HEALTH		38	24	39%	62
EVAN R SHAPIRO MD PA		62			62
S-H THIRTY FIVE OPCO - ORANGE CITY, LLC		52	10	16%	62
OVERLOOK HOSPITAL LABORATORY		57	5	8%	62
WASHINGTON REHABILITATION AND NURSING CENTER		51	10	16%	61
BLUE SPRINGS SURGERY CENTER		61			61
ALL AMERICAN URGENT CARE			61	100%	61
PALM BAY PEDIATRICS		40	21	34%	61
VALENCIA HOUSE ALF		59	2	3%	61
INTERNAL MEDICINE SPECIALIST		55	6	10%	61
RITECARE MED CTR H			61	100%	61
CHILDREN'S HOSPITAL OF ALABAMA		60	1	2%	61
LONG ISLAND JEWISH MED CTR		55	6	10%	61
Grace Rehabilitation of Vero Beach		60	1	2%	61
BOCA BIOLISTICS LLC		46	14	23%	60
IMMEDIATE CARE PA		56	4	7%	60
WILLOWS AT WILDWOOD, THE		54	6	10%	60
THE PRESERVE AT CLEARWATER		58	2	3%	60
TUKA PEDIATRICS		8	52	87%	60
SEBRING PEDIATRICS LLC		36	24	40%	60
ADVANCE URGENT CARE CENTER, LLC		16	44	73%	60
GRAND AVENUE RX			60	100%	60
SONATA BOCA RATON		54	6	10%	60
TGH URGENT CARE - WESLEY CHAPEL			60	100%	60
WAVE CREST HEALTH AND REHABILITATION CENTER		57	3	5%	60
SPRING MANOR ASSISTED LIVING		60			60
TWIN CREEKS ASSISTED LIVING & MEMORY CARE		57	3	5%	60
81ST MEDICAL GROUP		28	32	53%	60
INTERNAL LAB		50	10	17%	60
PATIENTS CHOICE LAB OF IND, LLC		52	8	13%	60
BARNES HEALTHCARE OF FLORIDA LLC		56	4	7%	60
FLORIDA HOSPITAL PHYSICIAN GROUP		36	24	40%	60
MEASE CONTINUING CARE		58	2	3%	60
SARATOGA HOSPITAL LABORATORY		53	6	10%	59
STEINHATCHEE FAMILY MEDICAL CENTER	1	50	8	14%	59
MILLENMUM PHYSICIANS GROUP		1	58	98%	59

COVID-19: testing by laboratory

Data through May 12, 2021 verified as of May 13, 2021 at 09:25 AM

Data in this report are provisional and subject to change.

The numbers in the table below represent the number of Florida and non-Florida residents for whom test results were received by the Department of Health. A person can be tested by more than one laboratory and can have both positive and negative results. **Therefore, the sum of the numbers in each column will be larger than the total number of people tested.**

Reporting lab	Inconclusive	Negative	Positive	Percent positive	Total
BIOTECH		52	7	12%	59
CARDIOLOGY AND MEDICINE ASSOCIATES		43	16	27%	59
NORTH CAROLINA DEPARTMENT OF HEALTH & HUMAN SERVICES	1		58	98%	59
LAKE INTERNAL MEDICINE ASSOCIATES PA		52	7	12%	59
FERN PARK DEVELOPMENTAL CENTER		5	54	92%	59
LINCOLN DIAGNOSTIC LAB		57	2	3%	59
UHEALTH AT FISHER ISLAND			59	100%	59
KEY WEST MEDICAL CENTER	1	51	7	12%	59
VPA PC LAB		48	10	17%	58
HEALTHPARK MEDICAL CTR NURSING SVC		58			58
COOPER FAMILY MEDICAL, PLLC		48	10	17%	58
ALEXANDER NININGER STATE VETERANS		58			58
FINLAY CLINICAL LABORATORY		20	38	66%	58
BUECHELE DENTAL PA DBA CLERMONT FAMILY DENTISTRY		48	10	17%	58
Margate Health and Rehabilitation Center		56	2	3%	58
SOUTH FLORIDA BAPTIST HOSPITAL			58	100%	58
Heartland Health Care Center North Sarasota		44	14	24%	58
CITYMD OF MANAHAWKIN		55	3	5%	58
ENCOMPASS HEALTH REHABILITATION HOSPITAL OF OCALA		57	1	2%	58
KINDRED HOSPITAL CENTRAL TAMPA BLOOD GAS	1	52	5	9%	58
FLORIDA MEDICAL CLINIC IM MLK		35	23	40%	58
WALGREENS_PEMBROKE PINES		50	8	14%	58
ADVENT HEALTH EXPRESS CARE		6	51	89%	57
TRADITIONAL HOME HEALTH OF PALM BEACH INC		55	2	4%	57
UNITED MEDICAL LABS INC		56	1	2%	57
ALZHEIMERS CARE CENTER OF VIERA LTD		37	20	35%	57
HOLY NAME HOSPITAL LABORATORY		55	2	4%	57
GENESIS DERMATOLOGY		53	4	7%	57
LIGHTHOUSE PEDIATRICS OF NAPLES		51	6	11%	57
CAPE REGIONAL MEDICAL CENTER		54	3	5%	57
WELLMED AT NEW TAMPA		43	14	25%	57
WELLSTAR KENNESTONE HOSPITAL		52	5	9%	57
MULBERRY'S MOBILE PROVIDER SERVICES LLC		40	17	30%	57
GENTIVA HEALTH SERVICES CERTIFIED INC		53	4	7%	57
MALCOM RANDALL DEPT OF VAMC			57	100%	57
ASCENSION SACRED HEART BAY LABORATORY		54	3	5%	57
PREMIER COMMUNITY HEALTHCARE GROUP INC		51	6	11%	57
THE CANOPY AT BERRYHILL		57			57
KAPG FLEMING ISLAND SENIOR HOUSING OPCO LLC	1	56			57
CONCENTRA URGENT CARE		53	4	7%	57
NEW YORK PRESBYTERIAN - QUEENS DIAGNOSTIC		52	4	7%	56
MINUTECLINIC DIAGNOSTIC OF NORTH CAROLINA		54	2	4%	56
RESIDENTIAL PLAZA AT BLUE LAGOON INC		52	4	7%	56
EAGLES WATCH CLUSTER		47	9	16%	56
DEERFIELD BEACH REHABILITATION AND NURSING		51	5	9%	56
PATHOLOGY CONSULTANTS OF NEW MEXICO		56			56

COVID-19: testing by laboratory

Data through May 12, 2021 verified as of May 13, 2021 at 09:25 AM

Data in this report are provisional and subject to change.

The numbers in the table below represent the number of Florida and non-Florida residents for whom test results were received by the Department of Health. A person can be tested by more than one laboratory and can have both positive and negative results. **Therefore, the sum of the numbers in each column will be larger than the total number of people tested.**

Reporting lab	Inconclusive	Negative	Positive	Percent positive	Total
OPTUMCARE SOUTH FLORIDA, LLC		47	9	16%	56
JFK MEDICAL CENTER NORTH LAB		1	55	98%	56
LONG ISLAND UNIVERSITY - POST CAMPUS		51	5	9%	56
ATRIA PARK OF LAKE FOREST (WG HERITAGE LF LLC)		54	2	4%	56
HIALEAH HOSPITAL RESPIRATORY DEPT			56	100%	56
TIFFANY HALL NURSING AND REHAB		44	12	21%	56
SMH PHYSICIAN SERVICES INC		55	1	2%	56
ENCOMPASS HEALTH REHABILITATION		53	2	4%	55
PREMIER MEDICAL ASSOCIATES ALL FLORIDA LLC		54	1	2%	55
THE MEDICAL GROUP OF SOUTH FLORIDA INC		49	6	11%	55
NITE LITE PEDIATRICS - PORT ST. LUCIE		46	9	16%	55
SONATA HUNTERS CREEK		47	8	15%	55
PENNSYLVANIA DEPARTMENT OF HEALTH BUREAU OF LABORATORIES			55	100%	55
SUNSHINE PEDIATRICS OF CENTRAL FLORIDA PL		52	3	5%	55
KENDALL REGIONAL MEDICAL CENTER LAB	3		52	95%	55
LPG PRIMARY CARE AT COLONIAL CENTER DRIVE		46	9	16%	55
HIGHLANDS COUNTY FIRE RESCUE		55			55
PROFESSIONAL PEDIATRICS		53	2	4%	55
CARE 4 U MANAGEMENT, INC			55	100%	55
WEST ISLIP URGENT CARE		50	5	9%	55
AMELIA ASSISTED LIVING FACILITY		55			55
Jupiter Medical Center Pavilion		54	1	2%	55
MEDEXPRESS URGENT CARE WEST TAMPA			55	100%	55
MARIANNA HEALTH AND REHABILITATION CENTER		54	1	2%	55
MINUTE CLINIC DIAGNOSTIC OF VIRGINIA, LLC		52	2	4%	54
LEE MEMORIAL HEALTH SYSTEM		48	6	11%	54
ROCHESTER GENERAL HOSPITAL LABORATORY		50	4	7%	54
BAY STREET PHARMACY		49	5	9%	54
JUNIPER VILLAGE AT NAPLES		53	1	2%	54
MIAMI CLINICAL RESEARCH CORP		12	42	78%	54
FAMILY EXTENDED CARE OF PUNTA GORDA		54			54
CLERMONT HEALTH AND REHAB		40	14	26%	54
FUTURE PEDIATRICS		51	3	6%	54
CAMBRIDGE SECURITY SERVICES		51	3	6%	54
BASSETTI MEDICAL RESEARCH INC		35	19	35%	54
UNITED LABORATORY SERVICES CORPORATION		38	16	30%	54
CERTUS MTD OPCP LLC		52	2	4%	54
ROYAL PALM SENIOR RESIDENCE		54			54
EMORY CLINIC, THE		50	4	7%	54
CHIPOLA QUICK CARE		47	7	13%	54
ST. CLOUD MEDICAL GROUP		54			54
APOLLOMDX LABS		32	22	41%	54
SARASOTA CO. HEALTH DEPT # 58		40	14	26%	54
ORCHID COVE AT DAYTONA		45	9	17%	54
LITTLE NECK URGENT CARE		52	2	4%	54
IMA MEDICAL CENTER		34	19	36%	53

COVID-19: testing by laboratory

Data through May 12, 2021 verified as of May 13, 2021 at 09:25 AM

Data in this report are provisional and subject to change.

The numbers in the table below represent the number of Florida and non-Florida residents for whom test results were received by the Department of Health. A person can be tested by more than one laboratory and can have both positive and negative results. **Therefore, the sum of the numbers in each column will be larger than the total number of people tested.**

Reporting lab	Inconclusive	Negative	Positive	Percent positive	Total
THE PALMS PHARMACY, INC		50	3	6%	53
MISSION OAKS ASSISTED LIVING□		51	2	4%	53
ST ANTHONYS PRIMARY CARE LLC/JACKSON STREET			53	100%	53
SOMERSET			53	100%	53
ADVENTHEALTH MEDICAL GROUP FAMILY & INTERNAL		26	27	51%	53
BITTINGS APOTHECARY INC		47	6	11%	53
QUOTIENT SCIENCES LABS LLC			53	100%	53
CDR MAGUIRE - MIAMI BEACH CC MISSION 17388		2	51	96%	53
MINUTECLINIC DIAGNOSTIC OF LOUISIANA,		50	3	6%	53
Citymd Of Toms River		46	7	13%	53
QHC UPSTATE MEDICAL PC		43	10	19%	53
UNIVERSITY OF WEST FLORIDA, THE		52	1	2%	53
ALLIANCE COMMUNITY FOR RETIREMENT LIVING		53			53
Osprey Point Nursing Center		51	2	4%	53
OZ		53			53
HOME CARE PHARMACY		53			53
FELICIDAD MEDICAL CENTER		5	47	90%	52
ADVENT HEALTH		49	3	6%	52
LMH SKILLED NURSING UNIT		52			52
THE CLUB AT BOYNTON BEACH, LLC		50	2	4%	52
NIGHT LITE PEDIATRICS CENTER LLC		10	42	81%	52
VENICE URGENT CARE - GULF COAST		1	51	98%	52
ADVENT HEALTH - LAKE WALES		40	12	23%	52
PHILLIPPE RIDGE		40	12	23%	52
PANCARE HEALTH - BAY COUNTY - YOUNGSTOWN		47	5	10%	52
NORTHSIDE HOSPITAL EMERGENCY DEPT		48	4	8%	52
PINES NURSING HOME		50	2	4%	52
SNH BRFL TENANT LLC	2	50			52
WALGREENS #10373		49	2	4%	51
ROADS PEDIATRICS,LLC		48	3	6%	51
SOUTHEAST ALABAMA MEDICAL CENTER			51	100%	51
CITY OF CAPE CORAL		38	13	25%	51
PATRICK MANOR INCORPORATED		51			51
OCCUPATIONAL HEALTH CENTERS OF THE SOUTHWEST PA		45	6	12%	51
INN AT THE FOUNTAINS, THE		34	17	33%	51
GULFVIEW MEDICAL INSTITUTE		51			51
LPG PEDIATRICS AT PAGE FIELD		50	1	2%	51
SOUTH CAROLINA DEPT OF HEALTH AND ENVIRONMENT CONTROL		11	40	78%	51
BENTON HOUSE OF PORT ORANGE		44	7	14%	51
CVS MINUTE CLINIC DIAGNOSTIC OF NORTH CAROL		44	7	14%	51
GULFSIDE HOSPICE INC		48	3	6%	51
AVANTE ST CLOUD		48	3	6%	51
ENCOMPASS HEALTH REHABILITATION HOSPITAL OF PANAMA CITY		46	5	10%	51
GRAND VILLA OF ST. PETERSBURG		49	2	4%	51
BETHUNE-COOKMAN UNIVERSITY		32	18	36%	50
GRAMERCY PARK URGENT CARE		48	2	4%	50

COVID-19: testing by laboratory

Data through May 12, 2021 verified as of May 13, 2021 at 09:25 AM

Data in this report are provisional and subject to change.

The numbers in the table below represent the number of Florida and non-Florida residents for whom test results were received by the Department of Health. A person can be tested by more than one laboratory and can have both positive and negative results. **Therefore, the sum of the numbers in each column will be larger than the total number of people tested.**

Reporting lab	Inconclusive	Negative	Positive	Percent positive	Total
SUNSHINE ASSISTED LIVING		50			50
TNC WALK IN CLINIC		38	12	24%	50
PORT ST. LUCIE - ZAXBY'S		50			50
RAINBOW PEDIATRICS PC LLC / BREAKFAST POINT		39	11	22%	50
ARCPPOINT LABS OF WEST PALM BEACH		9	41	82%	50
COURTYARD GARDENS OF BOYNTON BEACH, LLC		47	3	6%	50
HEALTH FIRST - CAPE CANAVERAL HOSPITAL		1	49	98%	50
HILA BECKERMAN MD LLC	1	45	4	8%	50
MADISON COUNTY MEMORIAL HOSPITAL LABORATORY		15	35	70%	50
PRACTICE MANAGEMENT OF AMERICA, INC.		7	43	86%	50
POPLAR HEALTHCARE PLLC	1	11	38	76%	50
CARE ATC - ANDES			50	100%	50
GRAND VILLA OF NEW PORT RICHEY		43	7	14%	50
MED & CO INVESTMENT LLC		46	4	8%	50
FLAGLER HOSPITAL INC	2		48	96%	50
FHMG_CTR FOR SENIOR HEALTH		44	5	10%	49
Guardian Care Nursing and Rehabilitation Center		49			49
S-H THIRTY FIVE OPCO - LUTZ, LLC		48	1	2%	49
MORTON PLANT			49	100%	49
DOH		23	26	53%	49
ALWAYS BEST CARE SENIOR SERVICES		44	5	10%	49
SOFT CELL LABORATORIES		45	4	8%	49
ALLEGRO		47	2	4%	49
NORTHBROOK CENTER FOR		47	2	4%	49
WEISS PEDIATRIC CARE LLC		35	14	29%	49
THE TERRACE OF JACKSONVILLE		3	46	94%	49
CARE CENTERS OF NASSAU LLC MINER ROAD NORTH		49			49
PORT SAINT JOHN FAMILY PRACTICE		31	18	37%	49
ADVENTIST HEALTH SYSTEM FLORIDA		34	15	31%	49
SOLARIS SENIOR LIVING NORTH NAPLES		48	1	2%	49
USF		1	48	98%	49
ST JUDE LABORATORIES		43	5	10%	48
CAREMED INTERNAL MEDICINE		30	18	38%	48
SEWANEE MOLECULAR DIAGNOSTICS LABORATO		48			48
ORLANDO HEALTH PRIMARY CARE PEDIATRICS		44	4	8%	48
ALLIANCE OF PHYSICIANS AGAINST COVID-19		1	47	98%	48
EP MEDICAL EQUIPMENT PHARMACY		41	7	15%	48
URGENT CARE & WELLNESS CENTER		15	33	69%	48
BAY CENTER HURRICANE SHELTER		48			48
LYSTER ACH FT RUCKER AL		45	3	6%	48
BAPTIST URGENT CARE		44	4	8%	48
HERNANDO ENDOSCOPY AND SURGERY CENTER		37	11	23%	48
PREMIER MEDICAL ASSOCIATES		46	2	4%	48
NAPLES PEDIATRICS INC		43	5	10%	48
GRAND VILLA OF PINELLAS PARK		46	2	4%	48
JACKSONVILLE PEDIATRICS		29	19	40%	48

COVID-19: testing by laboratory

Data through May 12, 2021 verified as of May 13, 2021 at 09:25 AM

Data in this report are provisional and subject to change.

The numbers in the table below represent the number of Florida and non-Florida residents for whom test results were received by the Department of Health. A person can be tested by more than one laboratory and can have both positive and negative results. **Therefore, the sum of the numbers in each column will be larger than the total number of people tested.**

Reporting lab	Inconclusive	Negative	Positive	Percent positive	Total
ISLAND URGENT CARE PLLC		44	4	8%	48
GRAND OAKS OF PALM CITY LLC□	1	41	6	13%	48
COURTYARD GARDENS OF JUPITER		48			48
INTERCOASTAL MEDICAL GROUP		2	46	96%	48
SOMA MEDICAL CENTER PA #3		10	38	79%	48
ENCOMPASS HEALTH REHABILITATION HOSPITAL OF MIAMI		47	1	2%	48
GRAND VILLA OF ENGLEWOOD		42	5	11%	47
MOBILE DOC FL, LLC		29	18	38%	47
COMPLETE HOME CARE OF THE PALM BEACHES LLC		43	4	9%	47
NAVARRE GARDENS		41	6	13%	47
WINTER GARDEN REHAB AND NURSING CENTER		43	4	9%	47
NORTH FLORIDA / SOUTH GEORGIA VETERANS HEALTH SYSTEM		1	46	98%	47
EMORY UNIVERSITY HOSPITAL		38	9	19%	47
INTERLAB		1	46	98%	47
MINUTECLINIC DIAGNOSTIC OF LOUISIANA		44	3	6%	47
CAREHERE LAKE SCHOOLS EMPLOYEE HEALTH CENTER		33	14	30%	47
AU MEDICAL CENTER, INC	1	41	5	11%	47
FAMILY EXTENDED CARE OF WINTER HAVEN		45	2	4%	47
POINTE AT NEW PORT PLACE,THE		47			47
SAN CARLOS PHARMACY		39	8	17%	47
LAKE COUNTY SCHOOLS EMPLOYEE HEALTH CENTER		34	13	28%	47
UNIVERSITY BEHAVIORAL CENTER		47			47
JACK BANDEL MD PA		46	1	2%	47
COLLIER BLVD HMA PHYSICIAN MANAGEMENT LLC		46			46
ADVENT HEALTH MEDICAL GROUP OB GYN AT		40	6	13%	46
UNION MEDICAL CARE PLLC		45	1	2%	46
EC OPCO TIMBERLIN PARC LLC		46			46
FLORIDA DEPARMENT OF HEALTH CLAY COUNTY		32	14	30%	46
TRIPLE O MEDICAL SERVCS INC		42	4	9%	46
KAPG ST AUGUSTINE SENIOR HOUSING OPCO LLC		37	9	20%	46
EAST MANATEE FAMILY	1	1	44	96%	46
WALGREENS 3145		43	3	7%	46
THORNBURG PEDIATRICS		42	4	9%	46
HARTFORD HEALTH SERVICES LLC		46			46
LPG PRIMARY CARE AT CAPE CORAL PARKWAY		39	7	15%	46
PREMIER PLACE HEALTHCARE AT THE GLENVIEW		46			46
H LEE MOFFITT CANCER CENTER MICRO		46			46
MID-FLORIDA PATHOLOGY, LLC		35	11	24%	46
UNION MEDICAL CARE		46			46
ADULT MEDICINE OF LAKE COUNTY INC			46	100%	46
TRICORE REF LABS - UNIV OF NM		46			46
WG EVERGREEN WOODS SH LLC		46			46
LUTHERAN HAVEN EXTENDED CONGREGATE CAR		46			46
LARA HEALTH AND WELLNESS CENTER LLC		45			45
HAWTHORNE INN OF LAKELAND		45			45
BENTON HOUSE OF ST. JOHNS		43	2	4%	45

COVID-19: testing by laboratory

Data through May 12, 2021 verified as of May 13, 2021 at 09:25 AM

Data in this report are provisional and subject to change.

The numbers in the table below represent the number of Florida and non-Florida residents for whom test results were received by the Department of Health. A person can be tested by more than one laboratory and can have both positive and negative results. **Therefore, the sum of the numbers in each column will be larger than the total number of people tested.**

Reporting lab	Inconclusive	Negative	Positive	Percent positive	Total
BD MEDICAL SYSTEMS		43	2	4%	45
NEWPATH DIAGNOSTICS		37	8	18%	45
VOLUSIA COUNTY BRANCH JAIL		1	44	98%	45
LEE COMMUNITY HEALTHCARE INC CAPE CORAL		42	3	7%	45
COLLIER URGENT CARE CENTERS		44	1	2%	45
ACCESS 365 URGENT CARE		18	27	60%	45
NEXT MOLECULAR ANALYTICS		14	31	69%	45
PLAINVIEW URGENT CARE		42	3	7%	45
BRP SH OPCO LLC		45			45
SOUTHPORT SQUARE HARBOUR HEALTH		45			45
NEOGENOMICS LABORATORIES INC		45			45
MINUTECLINIC, LLC, DBA MINUTECLINIC #5		41	4	9%	45
IMA MEDICAL GROUP POINCIANA		18	27	60%	45
STUART URGENT CARE			45	100%	45
AVALON PARK RETIREMENT RESIDENCE		43	2	4%	45
REDI-MED WALK-IN FAMILY CARE			45	100%	45
CRESTVIEW IMMEDIATE CARE LL		21	24	53%	45
BIOFIRE		11	34	76%	45
Grand Villa of Deerfield Beach		41	4	9%	45
LOURDES HOSPITAL INC		42	2	5%	44
LPG CONVENIENT CARE AT METRO		40	4	9%	44
PASSPORT HEALTH ORLANDO		44			44
BRONX LEBANON HOSPITAL-MEDICAL CENTER		40	4	9%	44
ASHTON PLACE	3	37	4	9%	44
RADIOLOGY ASSOCIATES OF VENICE AND ENGLEWOOD		42	2	5%	44
UNIVERSITY HOSPITAL		37	7	16%	44
A AND R RESEARCH GROUP LLC		39	5	11%	44
KISSIMMEE VA OUTPATIENT CLINIC		41	3	7%	44
PRINCETON VILLAGE		40	4	9%	44
KINDRED HOSPITAL OCALA		40	4	9%	44
ST LUCIE COUNTY JAIL		29	15	34%	44
INNOVATIVE GX LABORATORIES		37	7	16%	44
Gulf Shore Care Center		39	5	11%	44
THE MERIDIAN AT BOCA RATON	1	43			44
FLORIDA HOSPITAL		28	16	36%	44
HUNT CLUB MEDICAL		15	29	66%	44
PALM POINT BEHAVIORAL HEALTH		44			44
WALK IN MEDICAL URGENT CARE		44			44
ACTIVE SENIOR LIVING		42	2	5%	44
RIVERHEAD URGENT CARE		43	1	2%	44
BENTON HOUSE OF CLERMONT		44			44
PEDIATRICS OF CENTRAL FLORIDA – SAINT CLOUD	2	40	2	5%	44
MAKO MEDICAL		21	23	52%	44
COMMUNITY MEDICAL CARE CENTER INC			43	100%	43
UNIVERSITY MEDICAL CTR OF PRINCETON AT		41	2	5%	43
NORTHWELL HEALTH PLAINVIEW HOSPITAL LABORATORY		34	9	21%	43

COVID-19: testing by laboratory

Data through May 12, 2021 verified as of May 13, 2021 at 09:25 AM

Data in this report are provisional and subject to change.

The numbers in the table below represent the number of Florida and non-Florida residents for whom test results were received by the Department of Health. A person can be tested by more than one laboratory and can have both positive and negative results. **Therefore, the sum of the numbers in each column will be larger than the total number of people tested.**

Reporting lab	Inconclusive	Negative	Positive	Percent positive	Total
SOUTHEAST GEORGIA HEALTH SYSTEM, INC		38	5	12%	43
FIRST CHOICE URGENT CARE		12	31	72%	43
WOLFF CTR FOR CHILD & ADOLESCENT HEALTH PLLC,THE		26	17	40%	43
ADVENTHEALTH MEDICAL GROUP PULMONOLOGY		37	6	14%	43
DUVAL PHARMACY		32	11	26%	43
LAKE MARY KIDS CENTRA CARE		33	10	23%	43
EASTERN SHORE URGENT CARE		32	11	26%	43
University Hills health and Rehabilitation		33	10	23%	43
WHITE-WILSON MEDICAL CENTER		32	11	26%	43
LABORATORY MEDICINE CONSULTANTS-LMC PA		40	3	7%	43
BAYCARE MEDICAL GROUP INC		3	40	93%	43
BRANCH MEDICAL CLINIC			43	100%	43
D W MCMILLAN MEMORIAL HOSPITAL		32	11	26%	43
PINELLAS INTERNAL MEDICINE ASSOCIATES	1	39	3	7%	43
ORLANDO ORTHOPAEDIC OUTPATIENT SURGERY CENTER		37	6	14%	43
WELLMED AT PLANT CITY		23	19	45%	42
CITRUS CARE CLINIC			42	100%	42
STAT ONE URGENT CARE CENTER		2	40	95%	42
Atlantic Shore Nursing and Rehab		42			42
ENCORE AT BOCA RATON, THE			42	100%	42
MEDEMERGE		40	2	5%	42
PACIFICA SENIOR LIVING OCALA		37	5	12%	42
CLINICAL LABORATORY		42			42
HOUSE CALLS PROFESSIONAL LLC		38	4	10%	42
CITRUS COUNTY HEALTH DEPARTMENT		36	6	14%	42
MARQUESA MEDICAL		38	4	10%	42
CARILLON SPORTS AND FAMILY MEDICINE		32	10	24%	42
LONGLEAF DIAGNOSTIC LABORATORIES		13	29	69%	42
TAMPA URGENT CARE			42	100%	42
KIVA AT CANTERBURY		25	17	40%	42
CITY OF NAPLES FIRE RESCUE		37	5	12%	42
STETSON UNIVERSITY STUDENT HEALTH CENTER		3	39	93%	42
ATRIA WILLOW WOOD		40	2	5%	42
MAIMONIDES-SHALOM ACADEMY, INC		41	1	2%	42
ADVENTHEALTH MEDICAL GROUP FAMILY MEDICINE AT RDV		42			42
A & R RESEARCH GROUP		35	7	17%	42
SOUTHCOR LABORATORY		7	34	83%	41
ANDALUSIA HEALTH		24	17	41%	41
FLORIDA HOSPITAL NEW SMYRNA		4	37	90%	41
GRAND LIVING AT LAKEWOOD RANCH		40	1	2%	41
NIGHT LITE PEDIATRIC CENTER		10	31	76%	41
PEDIATRICS OF CENTRAL FLORIDA KISSI		33	8	20%	41
MEDEX MEDICAL EXPRESS OF PALATKA LLC			41	100%	41
BELVEDERE COMMONS OF SUN CITY CENTER		41			41
PRIDE DIAGNOSTICS		24	17	41%	41
BOND CLINIC, PA		11	30	73%	41

COVID-19: testing by laboratory

Data through May 12, 2021 verified as of May 13, 2021 at 09:25 AM

Data in this report are provisional and subject to change.

The numbers in the table below represent the number of Florida and non-Florida residents for whom test results were received by the Department of Health. A person can be tested by more than one laboratory and can have both positive and negative results. **Therefore, the sum of the numbers in each column will be larger than the total number of people tested.**

Reporting lab	Inconclusive	Negative	Positive	Percent positive	Total
CAPITAL REGIONAL MEDICAL CENTER		2	39	95%	41
CROSSROADS URGENT CARE		26	15	37%	41
UNIVERSITY OF ALABAMA		38	3	7%	41
BULLS HEAD URGENT CARE		39	2	5%	41
ADVENT HEALTH CENTRA CARE - LAKELAND		30	11	27%	41
VETERANS AFFAIRS MEDICAL CENTER - NEW YORK HARBOR		39	2	5%	41
FAMILY CARE PARTNERS URGENT CARE LLC		33	8	20%	41
FAMILY AND INTERNAL MEDICINE AT AVALON PARK		37	4	10%	41
DCH REGIONAL MEDICAL CENTER LABORATORY		39	2	5%	41
PURE PHARMACY		39	2	5%	41
LPG PRIMARY CARE AT BONITA BAY LIFESTYLE CENTER		35	5	13%	40
LEE PHYSICIAN GROUP		35	5	13%	40
STATCARE URGENT AND WALK-IN MEDICAL CA		37	3	8%	40
PEDIATRICS IN BREVARD-COCOA BEACH		35	5	13%	40
M&V SAN JOSE MEDICAL CENTER			40	100%	40
THE LODGE AND REHABILITATION CENTER		24	16	40%	40
Grand Villa of Dunedin		34	6	15%	40
CLINICAL PATHOLOGY LABORATORIES, INC		40			40
GEORGIA HEART CENTER (MSC 53), NAVICEN		38	2	5%	40
GENEXPERT			40	100%	40
LPG PRIMARY CARE AT MATTHEW DRIVE		33	6	15%	39
MINUTE CLINIC DIAGNOSTIC OF NEW JERSEY		38	1	3%	39
BAYSIDE LABORATORIES INC		39			39
WALGREENS COVID-19		27	12	31%	39
MINUTE CLINIC LLC #2216		36	3	8%	39
MINUTE CLINIC DIAGNOSTIC OF SC, LLC #75		37	2	5%	39
TAYLORVILLE FAMILY MEDICINE		32	7	18%	39
MINUTECLINIC DIAGNOSTIC OF RHODE ISLAND, LLC #1544		38	1	3%	39
STEWART MEDICAL GROUP, INC		21	18	46%	39
CLINICAL RESEARCH SEQUENCING PLATFORM		8	31	79%	39
CENTERPLACE HEALTH		16	23	59%	39
CEDAR CREEK AT KINGS BAY INC		39			39
MINUTE CLINIC DIAGNOSTIC OF VIRGINIA		32	7	18%	39
WASHINGTON COUNTY HEALTH DEPARTMENT		26	13	33%	39
MARYLAND DEPARTMENT OF HEALTH			39	100%	39
SARNO FAMILY PRACTICE		24	15	38%	39
CORRECTIONAL MEDICAL GROUP		27	12	31%	39
BROOKDALE BRANDON	1	38			39
WG BAYPOINT VILLAGE SH LLC		38	1	3%	39
WEINBERG VILLAGE		38	1	3%	39
GUYAN VALLEY WELLNESS CENTER		32	7	18%	39
JUNIPER VILLAGE AT CAPE CORAL		34	5	13%	39
ISLAMORADA VILLAGE OF ISLANDS FIRE RESCUE		36	3	8%	39
METROPOLITAN CHARITIES INC		36	3	8%	39
BAY COUNTY JAIL ANNEX		34	5	13%	39
CIMA MEDICAL CENTER		38	1	3%	39

COVID-19: testing by laboratory

Data through May 12, 2021 verified as of May 13, 2021 at 09:25 AM

Data in this report are provisional and subject to change.

The numbers in the table below represent the number of Florida and non-Florida residents for whom test results were received by the Department of Health. A person can be tested by more than one laboratory and can have both positive and negative results. **Therefore, the sum of the numbers in each column will be larger than the total number of people tested.**

Reporting lab	Inconclusive	Negative	Positive	Percent positive	Total
BAYSHORE PATHOLOGY CONSULTANTS PA		37	2	5%	39
ROCKLAND URGENT CARE FAMILY HEALTH NP		36	2	5%	38
ALPHA PHARMACY		35	3	8%	38
AUTUMN OF SARASOTA		12	26	68%	38
HOMEWOOD RESIDENCE AT FREEDOM PLAZA		37	1	3%	38
WARDE MEDICAL LABORATORY		29	9	24%	38
WOMEN'S CARE FLORIDA, LLC		38			38
INNOVATION CLINICAL TRIALS, INC			38	100%	38
REVA INC		34	4	11%	38
ATRIA SAN PABLO		36	2	5%	38
HARMONY HEALTH OPCO, LLC		17	21	55%	38
DAYTONA BEACH OPC		34	4	11%	38
FLORIDA ENDOSCOPY & SURGERY CTR LLC		38			38
CERON PEDIATRICS & INTEGRATIVE MEDICIN		38			38
FLORIDA MEDICAL CL ODOM TPA		23	15	39%	38
Life Care Center of Citrus County		37	1	3%	38
ST AUGUSTINE PEDIATRIC ASSOC		33	5	13%	38
HALIFAX HEALTH URGENT CARE		17	21	55%	38
ARTHREX MEDICAL CENTER EAST		25	13	34%	38
CLEARWATER EMPLOYEE HEALTH CLINIC		19	19	50%	38
CCRC @ SUNFLOWER LLC		35	3	8%	38
PECONIC BAY MEDICAL CENTER LABORATORY		29	9	24%	38
MOLECULAR DIAGNOSTICS		5	33	87%	38
UNDERGROUND FREE CLINIC		37	1	3%	38
CONNECTICUT DEPARTMENT OF HEALTH		22	16	42%	38
JUPITER MEDICAL CENTER PHYSICIANS GROUP, INC		34	4	11%	38
MINUTECLINIC DIAGNOSTIC OF MICHIGAN		35	3	8%	38
HR SARASOTA OPERATOR LLC		25	12	32%	37
JAMAICA HOSPITAL MEDICAL CENTER		33	4	11%	37
THE COLLIER AT NAPLES		36	1	3%	37
CENTRAL FLORIDA HEALTH CARE INC WAUCHULA SITE 2		29	8	22%	37
GRAND VILLA OF DELRAY EAST		37			37
PATHGROUP		9	28	76%	37
HOLZER HEALTH CENTER		5	32	86%	37
ACCURATE DIAGNOSTIC LAB		35	2	5%	37
HOLLISMED LLC		35	2	5%	37
CARE HERE		12	25	68%	37
FAMILY EXTENDED CARE OF SEBRING INC		35	2	5%	37
GMR EVENT SERVICES LLC DBA CROWDRX		37			37
PULSE & REMEDY LLC		22	15	41%	37
COLLIER HMA PHYSICIAN MANAGEMENT LLC		27	10	27%	37
PATHOGENIUS LABORATORIES		30	7	19%	37
ASSISTED LIVING OF BROWARD		37			37
ST. MARYS MEDICAL CENTER		1	36	97%	37
TRADITIONAL HOME CARE INC		35	2	5%	37
ORLANDO ORTHOPAEDIC CENTER		33	4	11%	37

COVID-19: testing by laboratory

Data through May 12, 2021 verified as of May 13, 2021 at 09:25 AM

Data in this report are provisional and subject to change.

The numbers in the table below represent the number of Florida and non-Florida residents for whom test results were received by the Department of Health. A person can be tested by more than one laboratory and can have both positive and negative results. **Therefore, the sum of the numbers in each column will be larger than the total number of people tested.**

Reporting lab	Inconclusive	Negative	Positive	Percent positive	Total
UNIPATH		24	13	35%	37
PONCE THERAPY CARE CENTER		34	3	8%	37
ONE MILO		37			37
FORT CAROLINE GARDENS, INC		34	3	8%	37
ALAN A SMITH MD LLC		34	3	8%	37
MEDCOMP SCIENCES			36	100%	36
FLORIDA PRESBYTERIAN HOMES INC		34	2	6%	36
CVS NC7047POCT DURHAM		36			36
GRACE COMMUNITY PHARMACY		3	33	92%	36
FLORIDA PEDIATRIC GROUP PA		28	8	22%	36
MAINSTREET FAMILY URGENT CARE		1	35	97%	36
Kensington Gardens		36			36
BVL/LITTLE ANGEL PEDIATRICS		36			36
SANITAS		4	32	89%	36
EASYCARE WALK-IN CLINIC	1	14	21	58%	36
MARTHA'S HOUSE & ASSISTED LIVING FACILITY		36			36
NCHD		22	14	39%	36
HARBORCHASE OF WELLINGTON CROSSING		34	2	6%	36
VIKOR SCIENTITIC		5	31	86%	36
JACKSON HEALTH SYSTEM		2	34	94%	36
MINUTE CLINIC, LLC DBA MINUTECLINIC #4505		33	3	8%	36
VILLA COURT LLC		36			36
PHYSICIAN ASSOCIATES LLC		26	10	28%	36
STATCARE URGENT & WALK IN MEDICAL CARE		32	4	11%	36
GRAND VILLA OF BOYNTON BEACH		35	1	3%	36
PARKSIDE HEALTH AND REHABILITATION CENTER			36	100%	36
ALABAMA CLINICS		20	16	44%	36
NEUROINTERNATIONAL SARASOTA		32	3	9%	35
BAYCARE HEALTH SYSTEMS, LLC			35	100%	35
REDI-MED WALK IN FAMILY CLINIC			35	100%	35
ADVENT HEALTH - FISH MEMORIAL		2	33	94%	35
WALGREENS_COCONUT CREEK		28	7	20%	35
POARCH BANC CREEK INDIANS TRIBAL HEALTH DEPARTMENT			35	100%	35
TUSCAN GARDENS OF DELRAY BEACH MANAGEMENT COMPANY,		34	1	3%	35
FAST PACE MEDICAL CLINIC		30	5	14%	35
LABORATORY ALLIANCE OF CENTRAL NEW YORK		33	2	6%	35
CHILDREN'S MEDICAL CENTER		1	34	97%	35
ISLAND LAKE CENTER		14	21	60%	35
CVS NC3516POCT WINSTON SALEM		31	4	11%	35
CANCER RESEARCH LAB, BOB JONES UNIVERSITY		30	5	14%	35
ROSWELL PAIN SPECIALISTS	1	33	1	3%	35
HUNTINGTON STATION URGENT CARE		34	1	3%	35
NORTH PINELLAS CHILDRENS MEDICAL CENTER			35	100%	35
MEDPEDS ASSOCIATES OF SARASOTA PA		32	3	9%	35
BUREAU OF PUBLIC HEALTH	1	14	20	57%	35
P23 LABS		35			35

COVID-19: testing by laboratory

Data through May 12, 2021 verified as of May 13, 2021 at 09:25 AM

Data in this report are provisional and subject to change.

The numbers in the table below represent the number of Florida and non-Florida residents for whom test results were received by the Department of Health. A person can be tested by more than one laboratory and can have both positive and negative results. **Therefore, the sum of the numbers in each column will be larger than the total number of people tested.**

Reporting lab	Inconclusive	Negative	Positive	Percent positive	Total
PHOSPHORUS DIAGNOSTICS		27	8	23%	35
LAKELAND NURSING AND REHABILITATION CENTER			35	100%	35
IRL		4	31	89%	35
MIDDLETOWN MEDICAL P C		25	10	29%	35
WUESTHOFF MEMORIAL HOSPITAL			35	100%	35
SOUTHEASTERN OUTPATIENT SURGERY CENTER		32	3	9%	35
METRO KNOXVILLE HMA		25	10	29%	35
FHMG-FLORIDA HOSPITAL MEDICAL GROUP		25	10	29%	35
BOCA TOXICOLOGY LLC		33	2	6%	35
LONG TERM CARE OF GULF BREEZE LLC		30	4	12%	34
GUIDEWELL EMERGENCY MEDICINE DOCTORS LLC #33		21	13	38%	34
COLORADO DEPARTMENT OF PUBLIC HEALTH AND ENVIRONMENT			34	100%	34
FLORIDA DEPARTMENT OF HEALTH IN MONROE COUNTY		27	7	21%	34
SOUTHWEST LABS		34			34
AMMON ANALYTICAL LABORATORIES		30	4	12%	34
MIGUEL E TREVINO MD PA		30	4	12%	34
AYERS NURSING AND REHABILITATION CENTER		34			34
CIGNA PBSO WEST PALM		3	31	91%	34
RASHDA ALBIBI M.D. P.A.		31	3	9%	34
CARLOS F FUSTER MD PA		32	2	6%	34
WILLAMETTE VALLEY TOXICOLOGY LLC		32	2	6%	34
HARBOUR ISLAND PEDIATRICS		24	10	29%	34
LONG BEACH URGENT CARE		34			34
PARAMOUNT WALK-IN CLINIC		1	33	97%	34
VA MEDICAL CENTER			34	100%	34
MEDHELP 280		31	3	9%	34
THE SPRINGS OF PARC HILL		33	1	3%	34
VENICE REGIONAL BAYFRONT HEALTH			34	100%	34
MINUTECLINIC DIAGNOSTIC OF ILLINOIS L		28	6	18%	34
MORTON PLANT HOSPITAL - ADLER INSTITUTE OF LAB MEDICINE		2	32	94%	34
DIXIE COUNTY HEALTH DEPARTMENT		24	9	27%	33
GRAND VILLA OF MELBOURNE		31	2	6%	33
PASSPORT HEALTH OF TAMPA BAY		29	4	12%	33
CORAL HOUSE ASSISTED LIVING COMMUNITY LLC		33			33
VETERANS HOME		1	32	97%	33
NURSES HELPING HANDS INC ALF		33			33
MINUTECLINIC DIAGNOSTIC OF PENNSYLVANI		31	2	6%	33
SOMA MEDICAL CENTER # 4		5	28	85%	33
RESIDENCE AT BAY VUE		31	2	6%	33
AHSE ROP		32	1	3%	33
SELECT PHYSICIANS ALLIANCE PL		33			33
CARDIOLOGY AND MEDICINE ASSOCIATES INC		32	1	3%	33
NIGHT LITE PEDIATRICS URGENT CARE CENTER			33	100%	33
WALGREENS #04569		31	2	6%	33
STATEN ISLAND UNIVERSITY HOSPITAL-POUCH		32	1	3%	33
JOSEF SCHENKER MD PC DBA CENTERS URGENT		31	2	6%	33

COVID-19: testing by laboratory

Data through May 12, 2021 verified as of May 13, 2021 at 09:25 AM

Data in this report are provisional and subject to change.

The numbers in the table below represent the number of Florida and non-Florida residents for whom test results were received by the Department of Health. A person can be tested by more than one laboratory and can have both positive and negative results. **Therefore, the sum of the numbers in each column will be larger than the total number of people tested.**

Reporting lab	Inconclusive	Negative	Positive	Percent positive	Total
AMBRY GENETICS CORPORATION	23	10			33
WESTPAC LABS INC	1	21	11	33%	33
OPIS COQUINA CENTER		32	1	3%	33
WESTWOOD NURSING AND REHABILITATION		28	5	15%	33
MINUTECLINIC LLC #4449		31	2	6%	33
EVERLYWELL		19	14	42%	33
PIEDMONT HOSPITAL CLINICAL LABORATORY		30	3	9%	33
Consulate Health Care of Orange Park		27	6	18%	33
SANFORD MOBILE LAB PGA TOUR		32	1	3%	33
VETERAN AFFAIRS MEDICAL CENTER - JAMES J PETERS		30	3	9%	33
LEE COMMUNITY HEALTHCARE INC NORTH FORT MYERS		33			33
STEINHATCHEE DRUGS		27	6	18%	33
BOND CLINIC		3	30	91%	33
West Gate Village, LLC		33			33
ST VINCENTS AMBULATORY CARE INC DBA		30	3	9%	33
GREENRIDGE GROUP HOME	3	11	19	58%	33
SANFORD PEDIATRIC ASSOCIATES, PA		29	3	9%	32
Wiregrass Rehabilitation Center and Nursing Home		29	3	9%	32
MADISON POINTE CARE CENTER		32			32
UNION CHD		29	3	9%	32
TREASURE ISLE LLC		32			32
GOOD SAMARITAN HOSPITAL LABORATORY		27	5	16%	32
MARCO ISLAND MEDICAL CENTER		21	11	34%	32
MINUTECLINIC, LLC, DBA MINUTECLINIC #2544		30	2	6%	32
A LILIKO'I PHARMACY LLC		29	3	9%	32
UTAH DEPARTMENT OF HEALTH			32	100%	32
COOPER HEALTHCARE		29	3	9%	32
LAKE MARY - STIRLING CENTER SUITE 202			32	100%	32
PALM BAY FAMILY PRACTICE		13	19	59%	32
COLORADO DEPARTMENT OF HEALTH LABORATORY SERVICES DIVISION			32	100%	32
MINUTECLINIC DIAGNOSTIC OF TN PC #6435		29	3	9%	32
MINUTECLINIC, LLC #4230		28	4	13%	32
WESTMINSTER ST AUGUSTINE		32			32
BAPTIST PEDIATRICS		28	4	13%	32
ALACHUA		20	12	38%	32
MINUTECLINIC DIAGNOSTIC OF TN PC #378		29	3	9%	32
IPSUM DIAGNOSTICS		3	29	91%	32
SYNIVERSE WELLNESS CENTER		27	5	16%	32
RAYMOND BASRI MD		30	2	6%	32
ADVANCED URGENT CARE		12	20	63%	32
JOSEF SCHENKER MD PC		32			32
DISCOVERY COMMONS AT BRADENTON		31			31
UR CARE FAMILY AND SPORTS MEDICINE			31	100%	31
CHIPOLA MEDICAL ASSOCIATES		11	20	65%	31
VIRTUA		27	4	13%	31
OAKMONTE VILLAGE		30	1	3%	31

COVID-19: testing by laboratory

Data through May 12, 2021 verified as of May 13, 2021 at 09:25 AM

Data in this report are provisional and subject to change.

The numbers in the table below represent the number of Florida and non-Florida residents for whom test results were received by the Department of Health. A person can be tested by more than one laboratory and can have both positive and negative results. **Therefore, the sum of the numbers in each column will be larger than the total number of people tested.**

Reporting lab	Inconclusive	Negative	Positive	Percent positive	Total
ORLANDO FAMILY MEDICINE		14	17	55%	31
GARDENS AT TERRACINA HEALTH & REHABILITATION		30	1	3%	31
PREMIER URGENT CARE CENTER LLC			31	100%	31
HOLIDAY MEDICAL ASSOCIATES		4	27	87%	31
AEGIS MEDICAL GROUP, LLC		28	3	10%	31
BAPTIST PRIMARY BLACK CREEK SOUTH			31	100%	31
COLLIER ANESTHESIA PAIN LLC		31			31
AMERICAN ESOTERIC LABORATORIES		15	16	52%	31
HENDRY REGIONAL CORPORATE HEALTH			31	100%	31
REGENCY PARK ASSISTED LIVING FACILITY		29	2	6%	31
MINUTECLINIC DIAGNOSTIC OF RHODE ISLAND, LLC #212		31			31
HEALTH FIRST - VIERA HOSPITAL		1	30	97%	31
COUNTY OF LOS ANGELES			31	100%	31
JOSEPH SCHENKER MD PC DBA CENTERS URGENT		27	4	13%	31
CENTER ONE SURGERY CENTER		25	6	19%	31
MICHAEL J D'AMBROSE MD PA		29	2	6%	31
PBSO WEST PALM FAMILY PRACTICE		1	30	97%	31
MINUTE CLINIC DIAGNOSTIC OF TEXAS, LLC		28	3	10%	31
MIDNIGHT MEDICINE			31	100%	31
PERDIDO URGENT CARE		1	30	97%	31
LabCorp L#09258130 M#09258125		12	19	61%	31
ENT AND ALLERGY ASSOCIATES OF FLORIDA LLC		30	1	3%	31
GASTROENTEROLOGY ASSOCIATES OF PENSACOLA PA		25	5	17%	30
SPRINGWOOD COURT		25	5	17%	30
HOPE HEALTHCARE		29	1	3%	30
FORT VALLEY STATE UNIVERSITY		29	1	3%	30
APOLLO SURGERY CENTER		27	3	10%	30
PANCARE HEALTH - BONIFAY K-8			30	100%	30
HOWARD BEACH URGENT CARE		28	2	7%	30
ROSLYN URGENT CARE		29	1	3%	30
1 TOUCH TOTALCARE SOLUTIONS		27	3	10%	30
TALLAHASSEE DEVELOPMENTAL CENTER□		28	2	7%	30
COMMUNITY HEALTH OF SOUTH FLORIDA			30	100%	30
MINUTECLINIC DIAGNOSTIC OF NORTH CAROLINA PC		27	3	10%	30
TOTTENVILLE CIRCLE URGENT CARE		30			30
CLINCLOUD, LLC			30	100%	30
ADVENT HEALTH PRIMARY CARE PLUS, WINTER GARDEN		26	4	13%	30
WIREGRASS CLINIC LLC		24	6	20%	30
CHILDRENS MEDICAL CENTER			30	100%	30
P4CLINICAL	3	2	25	83%	30
EMORY CRAWFORD LONG HOSPITAL LABORATOR		27	3	10%	30
NTD EUROFINS ATLANTA		29	1	3%	30
OAK HARBOR ASSISTED LIVING FACILITY		27	3	10%	30
GERALD J KIVETT MD		27	3	10%	30
INTERIM HEALTHCARE OF NORTHWEST FLORIDA INC		28	2	7%	30
MINUTECLINIC DIAGNOSTIC OF TEXAS		26	4	13%	30

COVID-19: testing by laboratory

Data through May 12, 2021 verified as of May 13, 2021 at 09:25 AM

Data in this report are provisional and subject to change.

The numbers in the table below represent the number of Florida and non-Florida residents for whom test results were received by the Department of Health. A person can be tested by more than one laboratory and can have both positive and negative results. **Therefore, the sum of the numbers in each column will be larger than the total number of people tested.**

Reporting lab	Inconclusive	Negative	Positive	Percent positive	Total
BOCA SIMON LAB		1	29	97%	30
CVA MINUTE CLINIC DIAGNOSTIC OF VIRGINIA, LLC		29	1	3%	30
WEST BROWARD CARE CENTER		24	6	20%	30
VISTACARE PHARMACY I		25	5	17%	30
FIRST PHYSICIANS GROUP - LORRAINE CORNERS		30			30
RELIANCE MEDICAL CENTER		21	9	30%	30
MED LABS DIAGNOSTICS		11	19	63%	30
AMEERAH LABS			30	100%	30
BOCA BIOLISTIC REFERENCE LAB			30	100%	30
ADVENT HEALTH MEDICAL GROUP FAMILY AND INTERNAL MEDICINE AT AVALON PAR		27	3	10%	30
ST PETER'S BENDER LABORATORY		29	1	3%	30
SUMMERGATE PHARMACY		28	2	7%	30
ENGLEWOOD HOSPITAL AND MEDICAL CENTER		25	5	17%	30
THE TERRACE AT IVY ACRES ALF		11	19	63%	30
HERITAGE WATERSIDE		27	3	10%	30
MINUTECLINIC, LLC #08366		25	5	17%	30
ACCESS HEALTH CARE PHYSICIANS LLC		10	20	67%	30
RAINBOW PEDIATRICS		1	29	97%	30
DAVID LAWRENCE CENTER		26	4	13%	30
Okeechobee Health Care Facility		16	14	47%	30
DUVAL COUNTY HEALTH DEPARTMENT		29			29
OPTIMAL CARE PEDIATRICS		9	20	69%	29
MAYO CLINIC JACKSONVILLE		4	25	86%	29
NEMOURS CHILDRENS CLINIC		22	7	24%	29
FLORIDA MEDICAL CLINIC - NEW TAMPA		24	5	17%	29
SUNTREE INTERNAL MEDICINE		29			29
ADVANCED HEALTHCARE ASSOCIATES		25	4	14%	29
PALMS, THE		29			29
NORTHEAST GEORGIA MEDICAL CENTER		29			29
CVS NV3210POCT LAS VEGAS		26	3	10%	29
BROOKDALE UNIVERSITY HOSPITAL		27	2	7%	29
ENGLEWOOD HEALTH PHYSICIAN NETWORK		29			29
TIFFANY LAKE CARE CENTERS INC		28	1	3%	29
MINUTECLINIC DIAGNOSTIC OF TN, PC 374		24	5	17%	29
CDC		17	12	41%	29
STEWART MELBOURNE HOSPITAL			29	100%	29
COMPREHENSIVE CHILDCARE		23	6	21%	29
CAPE CORAL HOSPITAL ABG LABORATORY		16	13	45%	29
ROBERT H JENKINS JR VETERANS' DOMICILIARY HOME OF		26	3	10%	29
UNIVERSITY OF ILLINOIS VETERINARY DIAG	1	27	1	3%	29
BROOKWOOD BAPTIST MEDICAL CENTER		28	1	3%	29
PALM GARDEN OF JACKSONVILLE		27	2	7%	29
MEDEXPRESS URGENT CARE - BLOOMINGTON		24	5	17%	29
GRADY HEALTH SYSTEM		29			29
UCLA HEALTHCARE CLINICAL LABS		23	6	21%	29
GRAND VILLA OF SARASOTA		28	1	3%	29

COVID-19: testing by laboratory

Data through May 12, 2021 verified as of May 13, 2021 at 09:25 AM

Data in this report are provisional and subject to change.

The numbers in the table below represent the number of Florida and non-Florida residents for whom test results were received by the Department of Health. A person can be tested by more than one laboratory and can have both positive and negative results. **Therefore, the sum of the numbers in each column will be larger than the total number of people tested.**

Reporting lab	Inconclusive	Negative	Positive	Percent positive	Total
BIG BEND HOSPICE INC		29			29
MINIMALLY INVASIVE VASCULAR INC		27	2	7%	29
PRO HEALTH HARMONY		29			29
UNIV OF ROCHESTER-STRONG MEMORIAL HOSP		28	1	3%	29
DSI MANAGEMENT LLC		29			29
J AND J VISTAKON EMPLOYEE HEALTH CENTER		28	1	3%	29
RENAISSANCE SENIOR LIVING	1	28			29
PINELLAS 1 HOME HEALTH CARE CORP		28	1	3%	29
SHORE MEMORIAL HOSPITAL		26	3	10%	29
FIRST CHOICE PEDIATRICS LOOP		25	3	11%	28
LAKE PLACID HEALTH AND REHABILITATION		1	27	96%	28
FORT SANDERS REGIONAL LABORATORY		28			28
BROOKDALE PHILLIPPI CREEK			28	100%	28
ECC PEDIATRICS		28			28
Cleveland Clinic Laboratories		4	24	86%	28
ST MARYS MEDICAL CENTER			28	100%	28
FAMILY CARE PARTNERS		18	10	36%	28
ADVENT HEALTH MEDICAL GROUP- FAMILY MEDICINE AT DR. PHILIPS		23	5	18%	28
OWL NOW URGENT CARE		11	17	61%	28
COVANCE CENTRAL LABORATORY		15	13	46%	28
ORANGE PEDIATRICS			28	100%	28
SUMMIT MEDICAL GROUP - 75 E NORTHFIELD		23	5	18%	28
NATIONAL MENTOR HEALTHCARE LLC			28	100%	28
KEY PRIMARY CARE			28	100%	28
VASSAR BROTHERS MEDICAL CENTER LABORATORY		26	2	7%	28
PARK WEST MEDICAL CENTER		27	1	4%	28
PORT ST LUCIE HOSPITAL		25	3	11%	28
KIVA AT CANTERBURY, LLC		28			28
MONTEFIORE NEW ROCHELLE HOSPITAL		25	3	11%	28
JOINT AMBULATORY CARE CENTER		28			28
BROWARD HEALTH IMPERIAL POINT NURSING			28	100%	28
THE COMMONWEALTH OF MASSACHUSETTS		1	27	96%	28
ASTORIA HEALTH AND REHABILITATION CENTER		27	1	4%	28
KIDS CARE PEDIATRICS PA			28	100%	28
WELLMED AT BRANDON REGIONAL		20	8	29%	28
EDEN AT CRESTVIEW		12	16	57%	28
ADVENTHEALTH MEDICAL GROUP PEDIATRIC & ADOLESCENT		27	1	4%	28
MARION PEDIATRICS PA		21	7	25%	28
CVS NC7588POCT ASHEVILLE		24	4	14%	28
URGENT CARE CENTER			28	100%	28
LEXINGTON PLACE SENIOR LIVING COMMUNITY		27			27
ATRIA LADY LAKE		27			27
EPIC REFERENCE LABS INC			27	100%	27
HUNT CLUB PEDIATRIC ASSOCIATES LLC		22	5	19%	27
URGENT CARE USA			27	100%	27
MINUTECLINIC DIAGNOSTIC OF TN PC #6363		22	5	19%	27

COVID-19: testing by laboratory

Data through May 12, 2021 verified as of May 13, 2021 at 09:25 AM

Data in this report are provisional and subject to change.

The numbers in the table below represent the number of Florida and non-Florida residents for whom test results were received by the Department of Health. A person can be tested by more than one laboratory and can have both positive and negative results. **Therefore, the sum of the numbers in each column will be larger than the total number of people tested.**

Reporting lab	Inconclusive	Negative	Positive	Percent positive	Total
HEALTHPARK MEDICAL CENTER ABG LAB		26	1	4%	27
TGH URGENT CARE - WESTCHASE			27	100%	27
EMORY BENNETT VETERANS NURSING HOME	1	26			27
BOZEMAN HEALTH DEACONESS HOSPITAL		18	9	33%	27
NEW YORK METHODIST HOSPITAL		23	4	15%	27
LAKELAND HILLS CENTER		19	8	30%	27
PHYSICIANS CARE		23	4	15%	27
URGENT FAMILY CARE INC		24	3	11%	27
INTERNAL MEDICINE LIPID AND WELNNESS PRACTICE		11	16	59%	27
USCG AIR STATION CLEARWATER CLINIC		26	1	4%	27
MINUTECLINIC, LLC, #4160		23	4	15%	27
VICK STREET MANOR		27			27
CHARLOTTE CHD PORT CHARLOTTE		23	4	15%	27
COASTAL COMPLETE CARE		13	14	52%	27
BETHESDA HEALTH PHYSICIAN GROUP INC			27	100%	27
EXPRESS CARE OF BELLEVIEW		27			27
BROOKDALE SOUTHPOINT			27	100%	27
SUNCOAST LABS			27	100%	27
CANTON-POTSDAM HOSPITAL LABORATORY		26	1	4%	27
CITY OF CLEARWATER EMPLOYEE HEALTH CENTER		16	11	41%	27
LOOP PEDIATRICS		22	5	19%	27
Summit Medical Group Westfield Lab		24	3	11%	27
COASTAL SKIN SURGERY AND DERMATOLOGY		19	8	30%	27
Clearwater Center		13	14	52%	27
PREMIUM HEALTH CARE			27	100%	27
SPANISH RIVER HIGH SCHOOL ESE		23	4	15%	27
PEPIN ACADEMIES-PASCO		26	1	4%	27
CARENOW - DOWNTOWN NORTH GULCH		25	2	7%	27
RJ LEE GROUP	1	23	2	8%	26
ADVENT HEALTH PARTIN SETTLEMENT HEALTH PARK		18	8	31%	26
MINUTECLINIC DIAGNOSTIC OF TN PC #320		18	8	31%	26
PALM BEACH COUNTY FIRE RESCUE		24	2	8%	26
Manor Care of Dunedin		22	4	15%	26
LOT HEALTH SERVICES	1	25			26
PULMONARY SPECIALISTS OF THE PALM BEACHES		16	10	38%	26
DELRAY BEACH FACIAL PLASTIC SURGERY		26			26
CENTRAL FLORIDA PEDIATRIC URGENT CARE LLC		22	4	15%	26
ADIRONDACK MEDICAL CENTER		26			26
ARCPPOINT LABS OF FORT LAUDERDALE		25	1	4%	26
MONCRIEF ARMY HEALTH CLINIC			26	100%	26
ADEPT INPATIENT MEDICAL SERVICES PC		26			26
NEWYORK-PRESBYTERIAN/ LAWRENCE HOSPITAL LABORATORY		23	3	12%	26
WAKULLA COUNTY HEALTH DEPARTMENT		12	14	54%	26
DARDEN WELLNESS CENTER		23	3	12%	26
INNOVATIVE RESEARCH OF WEST FLORIDA		23	3	12%	26
MINUTECLINIC DIAGNOSTIC OF NORTH		22	4	15%	26

COVID-19: testing by laboratory

Data through May 12, 2021 verified as of May 13, 2021 at 09:25 AM

Data in this report are provisional and subject to change.

The numbers in the table below represent the number of Florida and non-Florida residents for whom test results were received by the Department of Health. A person can be tested by more than one laboratory and can have both positive and negative results. **Therefore, the sum of the numbers in each column will be larger than the total number of people tested.**

Reporting lab	Inconclusive	Negative	Positive	Percent positive	Total
JUST FOR KIDS PEDIATRICS		5	21	81%	26
MEDI PARTNERS OF S FLORIDA LLC		26			26
ABL MEDICAL CARE LLC			26	100%	26
MAGNOLIA PEDIATRICS		4	22	85%	26
49D2045214PHYSICIAN OFFICE WAIVER MED EXPRESS URGENT CARE - HARRISONBU		17	9	35%	26
PALMETTO PEDIATRICS			26	100%	26
TREEHOUSE PEDIATRICS & FAMILY CARE		26			26
OAKTREE HEALTHCARE			26	100%	26
MD BEAUTY LABS, PA		24	2	8%	26
LAKES DIALYSIS CENTER INC			26	100%	26
EXPRESS FAMILY CARE LLC		11	15	58%	26
EAST HILL MEDICAL GROUP		17	9	35%	26
THE MINIER URGENT CARE		20	6	23%	26
DALE MEDICAL CENTER		21	5	19%	26
OLIVE BRANCH HEALTH AND REHABILITATION CENTER			25	100%	25
DOC PAM PA		24	1	4%	25
MADWAR		19	6	24%	25
South Heritage Health and Rehab		25			25
ROSS MEDICAL GROUP			25	100%	25
VILLAGES REHABILITATION AND NURSING CENTER		24	1	4%	25
THE WATERMARK AT VISTAWILLA		25			25
ENCOMPASS HOME HEALTH OF THE SOUTHEAST LLC		23	2	8%	25
SUNQUEST		3	22	88%	25
TREASURE COAST URGENT CARE			25	100%	25
ASURANCE SCIENTIFIC LABORATORIES		24	1	4%	25
JUPITER MEDICAL CENTER		1	24	96%	25
BAYFRONT HMA CONVENIENT CARE, LLC		2	23	92%	25
GREEN GABLES ASSISTED LIVING FACILITY		25			25
NOVANT HEALTH		18	7	28%	25
CVS MINUTE CLINIC DIAGNOSTIC OF TN #6044		22	3	12%	25
LAKE HOWARD HEIGHTS	1	21	3	12%	25
ADVENT HEALTH - LAKE MARY PEDIATRICS		16	9	36%	25
PHYSICIANS STAT		3	22	88%	25
FINLAY C. LABORATORY		4	21	84%	25
ST VINCENT'S EAST		23	2	8%	25
LIFELINK TISSUE BANK D/B/A LIFELINK TISSUE BANK		21	4	16%	25
FEDERAL PRISON CAMP PENSACOLA			25	100%	25
SENIOR LIVING IV SUN CITY LLC		18	7	28%	25
WALGREENS #04618		21	4	16%	25
MINUTE-CLINIC DIAGNOSTIC OF VIRGINIA		21	4	16%	25
ST. CLOUD HOSPITAL		20	5	20%	25
LAKE NONA MEDICAL SERVICES		17	8	32%	25
STATE LAB		3	22	88%	25
TOTAL ACCESS URGENT CARE		1	24	96%	25
STEWART MEDICAL GROUP INC			25	100%	25
WESTPAC LABS		1	24	96%	25

COVID-19: testing by laboratory

Data through May 12, 2021 verified as of May 13, 2021 at 09:25 AM

Data in this report are provisional and subject to change.

The numbers in the table below represent the number of Florida and non-Florida residents for whom test results were received by the Department of Health. A person can be tested by more than one laboratory and can have both positive and negative results. **Therefore, the sum of the numbers in each column will be larger than the total number of people tested.**

Reporting lab	Inconclusive	Negative	Positive	Percent positive	Total
FAST PACE MEDICAL CLINIC PLLC		23	2	8%	25
UNIV OF NORTH ALABAMA HEALTH CENTER		22	3	12%	25
ADVENT HEALTH EXPRESS		9	16	64%	25
MORTON PLANT NORTH BAY HOSPITAL			25	100%	25
SOUTH FLORIDA DIALYSIS CENTER		8	17	68%	25
PACIFICA SENIOR LIVING FORT MYERS		15	9	38%	24
AVENTIS BIO-SERVICES CTL		24			24
Wesley Place on Honeysuckle		22	2	8%	24
RAINBOW PEDIATRIC CENTER		2	22	92%	24
MID FLORIDA PATHOLOGY LLC		23	1	4%	24
SOUTH NASSAU COMMUNITIES HOSPITAL		20	4	17%	24
MAITLAND PRIMARY CARE		9	15	63%	24
WELLOW URGENT CARE		23	1	4%	24
ATRIA AT ST JOSEPHS		24			24
MIAMI BEACH MEDICAL GROUP			24	100%	24
PRIME CARE ONE LLC/HARBORCHASE OF VENICE			24	100%	24
ST ELIZABETH MEDICAL CENTER LABORATORY		21	3	13%	24
LAKEWOOD RANCH MEDICAL CENTER CLINICAL LAB			24	100%	24
SENIOR HEALTH OF WINTER PARK DUNDEE		24			24
MINUTECLINIC MINUTECLINIC #8746		23	1	4%	24
OHSU MOLECULAR MICROBIOLOGY LAB		23	1	4%	24
GILCHRIST COUNTY JAIL		22	2	8%	24
HEALTH MED CENTERS		24			24
DOCTORS MEDICAL CENTER OF WALTON COUNTY CLINIC			24	100%	24
CARESPOT		3	21	88%	24
SARASOTA MEMORIAL NURSING & REHABILITATION CTR		24			24
THE CHAPPEL GROUP RESEARCH		24			24
SONATA BOYNTON BEACH		21	3	13%	24
LABORATORY DYNAMICS		20	4	17%	24
TIMBERLANE LODGE ALF	1	16	7	29%	24
HERITAGE OAKS ASSISTED LIVING & MEMORY CARE		20	4	17%	24
MADISON COUNTY MEMORIAL HOSP		12	12	50%	24
ROWLETT MIDDLE ACADEMY		22	2	8%	24
MEDEXPRESS URGENT CARE - SEMINOLE SQUA		22	2	8%	24
ALAN SERURE MD		24			24
PHYSICIANS PRIMARY CARE OF SW FLORIDA PL		24			24
CSH LAKE ORIENTA LP		24			24
COURTYARDS OF ORLANDO		24			24
MINUTECLINIC DIAGNOSTIC OF SC, LLC #2		20	4	17%	24
Sovereign Laboratory Services, LLC		21	3	13%	24
ORANGE REGIONAL MEDICAL CENTER LABORATORY		19	5	21%	24
CL BRUMBACK PRIMARY CARE CLINIC LANTANA		2	22	92%	24
HENNEPIN COUNTY MEDICAL CENTER (HCMC)		13	11	46%	24
FORT PIERCE FAMILY CARE INC		18	6	25%	24
CITY OF SANFORD EMPLOYEE HEALTH AND		23	1	4%	24
WESTMINSTER WOODS ON JULINGTON CREEK		22	2	8%	24

COVID-19: testing by laboratory

Data through May 12, 2021 verified as of May 13, 2021 at 09:25 AM

Data in this report are provisional and subject to change.

The numbers in the table below represent the number of Florida and non-Florida residents for whom test results were received by the Department of Health. A person can be tested by more than one laboratory and can have both positive and negative results. **Therefore, the sum of the numbers in each column will be larger than the total number of people tested.**

Reporting lab	Inconclusive	Negative	Positive	Percent positive	Total
PALMS MEDICAL GROUP - LAKE CITY WEST		3	21	88%	24
GLEN COVE HOSPITAL		24			24
MED PLUS FLORENCE		20	4	17%	24
UAH STUDENT HEALTH CENTER		17	7	29%	24
EDWARD S BENNETT MD PLLC		24			24
INTERVENTIONAL REHABILITATION OF SOUTH FLORIDA		16	8	33%	24
ADVANCED URGENT CARE CENTER		7	17	71%	24
TARPON BAYOU CENTER			24	100%	24
CareATC - 15th Street Clinic			24	100%	24
PALM BEACH GARDENS MEDICAL CENTER			24	100%	24
FLORENCE J HUNT STUDENT WELLNESS CENTER - HEALTH SERVICES (ABBOTT)		24			24
UF HEALTH NORTH JACKSONVILLE			23	100%	23
WELLMED AT LAKE COPELAND		17	6	26%	23
ISLAND COAST PEDIATRICS PA		22	1	4%	23
MEDEXPRESS URGENT CARE - TIMBERLAKE		20	3	13%	23
INSTANT MEDICAL CARE CENTER		22	1	4%	23
Z UROLOGY		22	1	4%	23
COASTAL FAMILY PRACTICE		15	8	35%	23
MINUTE CLINIC DIAGNOSTIC OF TN PC #64		20	3	13%	23
BLOOMIN BRANDS WELLNESS CENTER	4	18	1	4%	23
CVS MINUTE CLINIC DIAGNOSTIC OF TEXAS LLC		19	4	17%	23
CONNECTDX		8	15	65%	23
MARQUES PEDIATRICS			23	100%	23
UNIVERSITY HILLS HEALTH AND REHABILITATION CENTER		18	5	22%	23
ORANGE PARK PEDIATRIC ASSOCIATES		10	13	57%	23
EGL GENETIC DIAGNOSTICS		1	22	96%	23
WOODHOUSE INC		17	6	26%	23
NORTHSIDE HOSPITAL DULUTH		20	3	13%	23
PULSE MEDICAL GROUP INC			23	100%	23
REGENEXX TAMPA BAY		20	3	13%	23
WUESTHOFF MEDICAL CENTER-MELBOURNE			23	100%	23
ESOTERIX GENETIC LABORATORIES		17	6	26%	23
BARTON FAMILY PRACTICE		12	11	48%	23
NOBLE SENIOR LIVING		3	20	87%	23
PRIMECARE AT PORT ORANGE		4	19	83%	23
FLUSHING HOSPITAL MEDICAL CENTER		19	4	17%	23
GAMMA DIAGNOSTIC LAB LLC			23	100%	23
ADVENTHEALTH MEDICAL GROUP PEDIATRICS AT		5	18	78%	23
TRINITY MEDICAL ASSOCIATES LLC			23	100%	23
MALABAR FAMILY PRACTICE		19	4	17%	23
BAYCARE MEDICAL GROUP INC			23	100%	23
NEW JERSEY		22	1	4%	23
OMEGA LABORATORIES		19	4	17%	23
NEW YORK PRESBYTERIAN - ALLEN HOSPITAL		23			23
GRAND VILLA OF PALM COAST		23			23
COMMONWEALTH OF MASSACHUSETTS			23	100%	23

COVID-19: testing by laboratory

Data through May 12, 2021 verified as of May 13, 2021 at 09:25 AM

Data in this report are provisional and subject to change.

The numbers in the table below represent the number of Florida and non-Florida residents for whom test results were received by the Department of Health. A person can be tested by more than one laboratory and can have both positive and negative results. **Therefore, the sum of the numbers in each column will be larger than the total number of people tested.**

Reporting lab	Inconclusive	Negative	Positive	Percent positive	Total
MINUTECLINIC, LLC #4507		21	2	9%	23
BAYFRONT FAMILY HEALTH CENTER		3	20	87%	23
CORE LABORATORY		1	22	96%	23
ROBINSON FAMILY CLINIC PA		13	10	43%	23
TREEHOUSE PEDIATRICS		19	4	17%	23
MC DIAGNOSTIC OF CONNECTICUT, PC #775		22	1	4%	23
ERIC C MARSHAL MD, PC DBA MINUTECLINIC		22	1	4%	23
LAKEVIEW HEALTH CARE SYSTEMS		9	14	61%	23
NORTHWEST FLORIDA COMMUNITY HOSPITAL 3RD FLOOR		21	2	9%	23
YUSRA MEDICAL ASSOCIATES PA		16	6	27%	22
FAMILY AND AFTER HOURS CARE		22			22
OCEANSIDE URGENT CARE		22			22
ELAN SPANISH SPRINGS		4	18	82%	22
NAVAL MEDICAL CENTER SAN DIEGO	1		21	95%	22
THE VILLAGES HEALTH		12	10	45%	22
FLORIDA PEDIATRICS		6	16	73%	22
ROCKLEDEGE REGIONAL MEDICAL CENTER		17	5	23%	22
SOMA MEDICAL CENTER, PA #4 FLORIDA MANGO		1	21	95%	22
CITY OF LAKE MARY EMPLOYEE HEALTH CENTER		18	4	18%	22
MORRIS PARK URGENT CARE		19	3	14%	22
PRIMARY CARE SPECIALISTS OF ORLANDO LLC		17	5	23%	22
HARTFORD HOSPITAL ANCILLARY LAB		17	5	23%	22
MEDLAB INC		22			22
BROOKDALE WEST BOYNTON BEACH		22			22
MARATHON HEALTH FOR LIFE		19	3	14%	22
HEALTHY MINORS, LLC.		20	2	9%	22
TEXAS DEPARTMENT OF STATE HEALTH SERVICES		3	19	86%	22
MEDI STATION			22	100%	22
ST VINCENT'S URGENT CARE		19	3	14%	22
MOBILE DIVISION LABORATORY		7	15	68%	22
MONROE COUNTY DETENTION CENTER			22	100%	22
FLORIDA HOSPITAL LABS		12	10	45%	22
SOLE HEALTH LLC		22			22
EBEIDS MD PEDIATRICS		19	3	14%	22
KELLY'S ASSISTED LIVING FACILITY		22			22
MINUTECLINIC DIAGNOSTIC OF RHODE ISLAND, LLC #590		21	1	5%	22
SOUTH CAROLINA DEPARTMENT OF HEALTH			22	100%	22
MINUTECLINIC DIAGNOSTICS MEDICAL GROUP		21	1	5%	22
CVS NC4165POCT BREVARD		14	8	36%	22
TEN HEALTHCARE		6	16	73%	22
BASSETTI & ASSOCIATES, MD, PA			22	100%	22
SEAGRASS VILLAGE			22	100%	22
ST ANTHONY'S HOSP PATIENT CARE SERVICE			22	100%	22
GENTIVA HEALTH SERVICES		20	2	9%	22
MORNINGSIDE MANOR & VILLA ADULT CARE C		22			22
DIACARTA INC.		22			22

COVID-19: testing by laboratory

Data through May 12, 2021 verified as of May 13, 2021 at 09:25 AM

Data in this report are provisional and subject to change.

The numbers in the table below represent the number of Florida and non-Florida residents for whom test results were received by the Department of Health. A person can be tested by more than one laboratory and can have both positive and negative results. **Therefore, the sum of the numbers in each column will be larger than the total number of people tested.**

Reporting lab	Inconclusive	Negative	Positive	Percent positive	Total
OHIO CVS STORES, LLC DBA		19	3	14%	22
PEDIATRIC ASSOCIATES PA		17	5	23%	22
GUARDANT HEALTH		16	6	27%	22
MINUTECLINIC INCORPORATE, LLC		18	4	18%	22
MINUTECLINIC DIAGNOSTIC PA		19	3	14%	22
GLEN OAKS URGENT CARE		20	2	9%	22
THRIFT DRUGS INC		20	2	9%	22
JOHNS HOPKINS MEDICAL LABORATORIES		1	21	95%	22
MINUTECLINIC DIAGNOSTIC OF TEXAS LLC		20	2	9%	22
MINUTECLINIC, LLC #1586		15	7	32%	22
SHELBY BAPTIST MEDICAL CENTER		16	5	24%	21
RHODE ISLAND DEPARTMENT OF HEALTH			21	100%	21
TGH MEDICAL GROUP LABORATORY CARROLLWOOD			21	100%	21
COLUMBIA MEMORIAL HOSPITAL		21			21
UPMC CHAUTAUQUA AT WCA LABORATORY		20	1	5%	21
TENNESSEE DEPARTMENT OF HEALTH		15	6	29%	21
Floral Health and Rehabilitation, LLC		20	1	5%	21
URGENT TEAM		17	4	19%	21
CVS PHARMACY		1	20	95%	21
WELLSTAR COBB HOSPITAL		19	2	10%	21
BIOREFERENCE LABORATORIES		8	13	62%	21
WALGREENS #15495	1	18	2	10%	21
ROCKLEDGE FAMILY HEALTH			21	100%	21
POINT OF CARE CLINICS PRIMARY CARE		20	1	5%	21
Citymd Of Lacey		18	3	14%	21
ADVENT HEALTH - KISSIMMEE		6	15	71%	21
ST JUDE CHILDRENS RESEARCH HOSPITAL		21			21
WINTER PARK FAMILY PRACTICE LLC		17	4	19%	21
HARLEM HOSPITAL CENTER		20	1	5%	21
CLINICAL PATHOLOGY LABORATORIES SOUTHEAST			21	100%	21
PICHARDO CLINIC, THE		19	2	10%	21
GOOD SAMARITAN MEDICAL CENTER			21	100%	21
ARDEN COURTS OF WINTER SPRINGS		18	3	14%	21
CLEVELAND CLINIC FLORIDA		1	20	95%	21
MINUTECLINIC DIAGNOSTIC OF TN PC #566		17	4	19%	21
CARENOW URGENT CARE-BRENTWOOD		15	6	29%	21
SELECT PHYSICIANS ALLIANCE		21			21
GOOD SAMARITAN SOCIETY OF DAYTONA		16	5	24%	21
BROWNE MEDICAL		19	2	10%	21
ADVENTHEALTH MEDICAL GROUP	1	14	6	29%	21
WACO HHSSURGEWACO	1	17	3	14%	21
ESTATES MEDICAL CENTER		12	9	43%	21
INTERNATIONAL MEDICAL LABORATORY INC		21			21
BAY PEDIATRICS PA		18	3	14%	21
GRACE WELLNESS CENTER		8	13	62%	21
HELIX DIAGNOSTICS			21	100%	21

COVID-19: testing by laboratory

Data through May 12, 2021 verified as of May 13, 2021 at 09:25 AM

Data in this report are provisional and subject to change.

The numbers in the table below represent the number of Florida and non-Florida residents for whom test results were received by the Department of Health. A person can be tested by more than one laboratory and can have both positive and negative results. **Therefore, the sum of the numbers in each column will be larger than the total number of people tested.**

Reporting lab	Inconclusive	Negative	Positive	Percent positive	Total
JEFFERSON K-12, A SOMERSET SCHOOL- CLINIC		17	4	19%	21
PRIMECARE OF DOTHAN-DALEVILLE CLINIC		16	5	24%	21
NONA PEDIATRIC CENTER		15	6	29%	21
LAKE WORTH MANOR		19	1	5%	20
PRIMARY CARE MEDICINE	1	13	6	30%	20
FLORIDA HOSPITAL WINTER GARDEN		16	4	20%	20
MC DIAGNOSTIC OF CONNECTICUT, PC #1960		20			20
VALLEY IMMEDIATE CARE		17	3	15%	20
BRIDGEWAY HEALTH CLINICS INC		1	19	95%	20
PROFESSIONAL PARK PEDIATRICS PA			20	100%	20
AUBURN COMMUNITY HOSPITAL		18	2	10%	20
PONCE PLAZA NURSING & REHAB CENTER		4	16	80%	20
ODYSSEY HEALTHCARE OF MARION COUNTY, LLC		19	1	5%	20
DEPT OF VA MEDICAL CENTER - BAY PINES			20	100%	20
CALLAWAY CLINIC		14	6	30%	20
CVS HEALTH, #3396		18	2	10%	20
BROOKDALE MANDARIN CENTRAL		7	13	65%	20
VIERA FAMILY MEDICINE AND WELLNESS		16	4	20%	20
MAIMONIDES MEDICAL CENTER		17	3	15%	20
STATEN ISLAND UNIVERSITY HOSPITAL		19	1	5%	20
MINUTE CLINIC		2	18	90%	20
FAMILY CARE CYPRESS CREEK		1	19	95%	20
BAPTIST MEDICAL GRP URGENT CARE & OCC HEALTH AIRPO		20			20
REDITUS LABORATORIES			20	100%	20
MEDICAL EXPRESS CORP		18	2	10%	20
REGENCY SQUARE MALL - SEARS		4	16	80%	20
BEST MEDICAL CENTER		11	9	45%	20
FIRST CHOICE PEDIATRICS WINTER SPRINGS		15	5	25%	20
COMMUNITY CARE CENTER□		19	1	5%	20
CARESPOT EXPRESS HEALTHCARE			20	100%	20
INTEGRATED FAMILY MEDICAL CENTER			20	100%	20
CVS MINUTE CLINIC DIAGNOSTIC OF TEXAS, LLC		16	4	20%	20
CONSOLIDATED LAB SERVICES		10	10	50%	20
ST CATHERINE OF SIENA HOSPITAL		18	2	10%	20
KIDSWOOD PEDIATRICS CORP		6	14	70%	20
FORT WALTON BEACH DEVELOPMENTAL CENTER		19	1	5%	20
ORLANDO FAMILY PHYSICIANS INC		14	6	30%	20
MCWHORTER SCHOOL OF PHARMACY		20			20
CLINIC OF PEDIATRICS & GI MEDICINE INC		1	19	95%	20
SHIELDT3 LLC		20			20
THE CANOPY AT HARPER LAKE	1		19	95%	20
ROBERT WOOD JOHNSON UNIVERSITY HOSP		18	2	10%	20
COMMUNITY HOME HEALTH CARE		20			20
CARESPOT OF NOCATEE		1	19	95%	20
WINSHIPS PHARMACY INC		20			20
ADVENTIST HEALTH SYSTEM		16	4	20%	20

COVID-19: testing by laboratory

Data through May 12, 2021 verified as of May 13, 2021 at 09:25 AM

Data in this report are provisional and subject to change.

The numbers in the table below represent the number of Florida and non-Florida residents for whom test results were received by the Department of Health. A person can be tested by more than one laboratory and can have both positive and negative results. **Therefore, the sum of the numbers in each column will be larger than the total number of people tested.**

Reporting lab	Inconclusive	Negative	Positive	Percent positive	Total
MINUTECLINIC DIAGNOSTIC OF MICHIGAN PC		19	1	5%	20
ANYTIME LAB, LLC		18	2	10%	20
SEVEN RIVERS REGIONAL MEDICAL CENTER		5	14	74%	19
EMERALD COAST HOSPICE - CRESTVIEW		19			19
THE CLINIC PREMISE HEALTH		13	6	32%	19
FRUITVILLE URGENT CARE			19	100%	19
DAVID LAWRENCE CENTER INC		16	3	16%	19
INTEGRATED REGIONAL LABORATORIES - LARGO			19	100%	19
SAVANNAH STATE UNIVERSITY, COUNSELING		19			19
NANO HEALTH ASSOCIATES LLC		19			19
MICHELLE S PAGE MD PA		18	1	5%	19
LOVING CARE OF THE TREASURE COAST LLC	1	13	5	26%	19
MEDEXPRESS URGENT CARE, MOON TOWNSHIP		18	1	5%	19
CAREHERE- LCS LEESBURG			19	100%	19
SONORA QUEST LABORATORIES			19	100%	19
NO NAME		8	11	58%	19
VALHALLA MEDICS		19			19
JACKSON LABORATORY FOR GENOMIC MEDICIN		19			19
CLERMONT ADVENTHEALTH CENTRA CARE		1	18	95%	19
MD PLUS URGENT CARE, LLC			19	100%	19
AURORA UNIVERSITY WELLNESS CENTER		19			19
MED HEALTH SERVICES		18	1	5%	19
LAB INTERMARKET FACILITY LAB		1	18	95%	19
CORNER OAK ESTATE LLC		19			19
CVS MINUTE CLINIC DIAGNOSTIC OF WISCONSIN		19			19
ASHRAF MEDICAL GROUP PLLC DBA PULSE M		18	1	5%	19
URGENT CARE & FAMILY PRACTICE CENTER			19	100%	19
ANYLABTESTNOW		6	13	68%	19
ELTINGVILLE CIRCLE URGENT CARE		18	1	5%	19
CARE POINT HEALTH & WELLNESS CENTER		19			19
LEE MEMORIAL HEALTH SYSTEM D/B/A		17	2	11%	19
CVS MINUTE CLINIC DIAGNOSTIC MED GRP OF CA		19			19
MINUTE CLINIC DIAGNOSTIC OF SOUTH CAROLINA		15	4	21%	19
FOX FAMILY PRACTICE		19			19
COLLEGE POINT URGENT CARE		16	3	16%	19
BAY COUNTY HEALTH DEPARTMENT		14	5	26%	19
ABC PEDIATRICS OF PORT ST LUCIE		17	2	11%	19
LAKE NONA MEDICAL SERVICE LLC		16	3	16%	19
ALL PEDIATRIC CARE			19	100%	19
ROYAL PALM MEDICAL GROUP, INC		19			19
JACKSON NORTH MEDICAL CENTER		2	17	89%	19
MC DIAGNOSTIC OF CONNECTICUT, PC #1966		19			19
GENOTOX LABORATORIES		16	3	16%	19
ST. JUDES LABORATORIES		13	6	32%	19
OCEAN REEF MEDICAL CENTER, LLC			19	100%	19
ST JOSEPHS HOSP OF ATLANTA/CLINIC LAB		17	2	11%	19

COVID-19: testing by laboratory

Data through May 12, 2021 verified as of May 13, 2021 at 09:25 AM

Data in this report are provisional and subject to change.

The numbers in the table below represent the number of Florida and non-Florida residents for whom test results were received by the Department of Health. A person can be tested by more than one laboratory and can have both positive and negative results. **Therefore, the sum of the numbers in each column will be larger than the total number of people tested.**

Reporting lab	Inconclusive	Negative	Positive	Percent positive	Total
FLORIDA COMMUNITY HEALTH CENTER OF ST. LUCIE		1	18	95%	19
BAPTIST MEMORIAL HEALTH CARE		17	2	11%	19
BAYVIEW MEDICAL		19			19
STONE WASH CLINICAL LABORATORIES		2	17	89%	19
STAT MEDICAL CLINIC III INC		13	6	32%	19
PRATTVILLE BAPTIST HOSPITAL		15	4	21%	19
UM MILLER SCHOOL OF MEDICINE			19	100%	19
ASCENSION ST VINCENT'S PRIMARY CARE		1	17	94%	18
MIRIMUS INC		1	17	94%	18
TENDER CARE ALF		18			18
CVS NC2357POCT HUNTERSVILLE		16	2	11%	18
CVS MINUTE CLINIC DIAGNOSTIC PA		13	5	28%	18
NORTHERN WESTCHESTER HOSPITAL LABORATORY		16	2	11%	18
ADVENT HEALTH - WINTER HAVEN		8	10	56%	18
MEDEXPRESS URGENT CARE- MARYLAND		15	3	17%	18
CLEVELAND CLINIC			18	100%	18
Crestwood Nursing Center		8	10	56%	18
CABOT RESERVE ON THE GREEN		18			18
CORONA NYC LAB		17	1	6%	18
FORT HAMILTON URGENT CARE		18			18
TPCA CLINICAL LABORATORIES		15	3	17%	18
Atlanta VAMC		13	5	28%	18
MINUTE CLINIC DIAGNOSTIC MED GRP		17	1	6%	18
MOORINGS PARK OAKSTONE AT GREY OAKS		17	1	6%	18
COMPREHENSIVE CHILDCARE ASSOCIATES		10	8	44%	18
SANTA ROSA COUNTY JAIL - WELLPATH			18	100%	18
AVALON FAMILY RESORT ASSISTED LIVING LLC		18			18
MEDEXPRESS URGENT CARE LEWISBURG		17	1	6%	18
MADISON CORE LABORATORIES		17	1	6%	18
MINUTECLINIC, LLC, DBA MINUTECLINIC #6		16	2	11%	18
ADVENT HEALTH - ZEPHYRHILLS			18	100%	18
CVS TX7162POCT HOUSTON		18			18
XPRESS WELLNESS URGENT CARE			18	100%	18
MI CASA DORADA ASSISTED LIVING FACILIT		18			18
107TH PLACE GROUP HOME		18			18
IONA COLLEGE HEALTH & WELLNESS CENTER		18			18
MONTEFIORE ST LUKE'S CORNWALL HOSPITAL		14	4	22%	18
BRONSON FIRE DEPARTMENT		18			18
MARION COUNTY HEALTH DEPARTMENT		17	1	6%	18
UNIVERSITY OF MIAMI MILLER SCHOOL			18	100%	18
URGENT CARE OF NEW YORK		17	1	6%	18
WALGREEN EASTERN CO, INC		18			18
INTERMOUNTAIN CENTRAL LAB		1	17	94%	18
MEDEXPRESS URGENT CARE - ROBINSON TWP, STEUBENVILLE PIKE		16	2	11%	18
CRANES VIEW LODGE			18	100%	18
Terrace of Jacksonville		3	15	83%	18

COVID-19: testing by laboratory

Data through May 12, 2021 verified as of May 13, 2021 at 09:25 AM

Data in this report are provisional and subject to change.

The numbers in the table below represent the number of Florida and non-Florida residents for whom test results were received by the Department of Health. A person can be tested by more than one laboratory and can have both positive and negative results. **Therefore, the sum of the numbers in each column will be larger than the total number of people tested.**

Reporting lab	Inconclusive	Negative	Positive	Percent positive	Total
OSCEOLA ALF OPERATOR, LLC DBA□		18			18
GENERAL INTERNAL MEDICINE MEDICAL CTR CLINIC		13	5	28%	18
CASS'S MOBILE HEALTH SERVICES		17	1	6%	18
WELLSTAR NORTH FULTON HOSPITAL LABORAT		17	1	6%	18
LAKEVIEW HEALTH SYSTEMS			18	100%	18
URGENT CARE AT LONGWOOD			18	100%	18
PALATKA VA CBOC		17	1	6%	18
MINUTECLINIC #8699		14	4	22%	18
AURORA DIAGNOSTICS		6	12	67%	18
BROOKDALE ST AUGUSTINE		1	17	94%	18
BERGEN NEW BRIDGE M		16	2	11%	18
MC DIAGNOSTIC OF CONNECTICUT , PC # 3		16	2	11%	18
KIMBERLY J HENDERSON MD PC		17	1	6%	18
UC HEALTH UNIVERSITY HOSPITAL		15	3	17%	18
PPD - IXLAYER		17	1	6%	18
DR PHILLIPS MEDICAL WELLNESS CENTER		13	5	28%	18
RESOLVE MOLECULAR DIAGNOSTICS		13	4	24%	17
MINUTE-CLINIC DIAGNOSTIC OF VIRGINIA, LLC #2003		14	3	18%	17
MINUTECLINIC DIAGNOSTIC OF TN PC #643		13	4	24%	17
HEALTHCARE NOW			17	100%	17
LEHIGH VALLEY HOSPITAL		3	14	82%	17
CARENOW URGENT CARE-WEST END		12	5	29%	17
UNIVERSITY LAB			17	100%	17
MEDEXPRESS URGENT CARE - LAFAYETTE		16	1	6%	17
YORKVILLE PEDIATRIC URGENT CARE		17			17
INHEALTH LIFE SCIENCES		6	11	65%	17
PARRISH HEALTH CENTER		14	3	18%	17
DIEGO FALLON MD PA		6	11	65%	17
COMMUNITY HEALTH OF SOUTH FLORIDA INC			17	100%	17
STARLING AT NOCATEE			17	100%	17
HUNTINGTON URGENT CARE		16	1	6%	17
CARE NOW, INC		13	4	24%	17
INN AT LAKE SEMINOLE SQUARE, THE		17			17
RIVERSIDE MEDICAL GROUP		16	1	6%	17
ALBIBI		1	16	94%	17
BLOUNT MEMORIAL HOSPITAL		14	3	18%	17
FLORIDA KEYS CONCIERGE MEDICINE, LLC		15	2	12%	17
ST LUKES ROOSEVELT LABORATORY		14	3	18%	17
UNIVERSITY OF ALABAMA - FUNGAL REFERENCE LABORATORY		12	5	29%	17
PRIMARY CARE WALK IN CLINIC PLLC			17	100%	17
INFEXIONSHIELD INC.		17			17
MARCO DRUGS AND COMPOUNDING		13	4	24%	17
SARASOTA MEDICAL CENTER		6	11	65%	17
MINUTECLINIC DIAGNOSTIC OF OKLAHOMA		14	3	18%	17
NOVANT HEALTH GOHEALTH URGENT CARE-HARRISBURG		8	9	53%	17
NEMOURS CHILDREN'S URGENT			17	100%	17

COVID-19: testing by laboratory

Data through May 12, 2021 verified as of May 13, 2021 at 09:25 AM

Data in this report are provisional and subject to change.

The numbers in the table below represent the number of Florida and non-Florida residents for whom test results were received by the Department of Health. A person can be tested by more than one laboratory and can have both positive and negative results. **Therefore, the sum of the numbers in each column will be larger than the total number of people tested.**

Reporting lab	Inconclusive	Negative	Positive	Percent positive	Total
CVS MINUTE CLINIC DIAGNOSTIC OF VIRGINIA		17			17
URGENT CARE WEST CLINIC		14	3	18%	17
BRYAN WHITFIELD MEMORIAL HOSPITAL		12	5	29%	17
COAST MED URGENT CARE		16	1	6%	17
WALGREENS #06416		16	1	6%	17
MINUTECLINIC DIAGNOSTIC OF TN PC #6415		13	4	24%	17
MINUTECLINIC DIAGNOSTIC OF VIRGINIA, LLC #1416		16	1	6%	17
VIGILINT HEALTHCARE		15	2	12%	17
SOMA MEDICAL CENTER PA			17	100%	17
MINUTECLINIC DIAGNOSTIC OF NEW MEXICO		17			17
KAILOS GENETICS INC		14	3	18%	17
TOXUSALABS DBA CONNECTDX LABS		14	3	18%	17
GENETIC TECHNOLOGICAL INNOVATIONS			17	100%	17
MASSACHUSETTS GENERAL HOSPITAL		1	16	94%	17
UVMC MICROBIOLOGY		16	1	6%	17
ST JOSEPH HOSPITAL		16	1	6%	17
MINUTE CLINIC LLC #5733		17			17
BAY BREEZE HEALTH AND REHABILITATION CENTER		9	8	47%	17
MINUTECLINIC DIAG OF IND, LLC #6697		15	2	12%	17
BROOKDALE CROWN POINT			17	100%	17
BAPTIST PRIMARY CARE PONTE VEDRA		11	6	35%	17
WELLINGTON FAMILY PRACTICE		13	4	24%	17
ESTATES MEDICAL CENTER INC		4	13	76%	17
LYNN KEEFE, MD PEDIATRICS		14	3	18%	17
TINA'S ASSISTED LIVING FACILITY CORP		17			17
EAR NOSE & THROAT ASSOCIATES OF MANATEE PA		17			17
DAVITA DIALYSIS		4	12	75%	16
WALGREENS #04176		13	3	19%	16
PRO HEALTH FAMILY PHYSICIANS, NYSTROM		16			16
CENTRAL JERSEY URGENT CARE OF EATONTOW		15	1	6%	16
SUFFRIDGE DRIVE GROUP HOME		16			16
MEDICINE AT LONGWOOD		16			16
WALGREENS #07936		15	1	6%	16
CVS MINUTE CLINIC, LLC		13	3	19%	16
HODGES CLUSTER		2	14	88%	16
PROHEALTH CARE ASSOCIATES MOBILE		13	3	19%	16
XERA MED RESEARCH			16	100%	16
MONTEFIORE NYACK HOSPITAL AFFILIATED LABORATORY		14	2	13%	16
UNAVAILABLE/UNKNOWN/NO INFORMATION FOUND			16	100%	16
LILY'S PROMISE AL#12775		16			16
NORTHWEST FLORIDA SLEEP		1	15	94%	16
BVL PEDIATRICS		14	2	13%	16
FAST TRACK URGENT CARE CENTER - TYRONE			16	100%	16
PRESBYTERIAN MEDICAL SERVICES		16			16
PANAMA CITY VITAS HOSPICE		16			16
ALL FLORIDA FAMILY & SPORTS MEDICINE		15	1	6%	16

COVID-19: testing by laboratory

Data through May 12, 2021 verified as of May 13, 2021 at 09:25 AM

Data in this report are provisional and subject to change.

The numbers in the table below represent the number of Florida and non-Florida residents for whom test results were received by the Department of Health. A person can be tested by more than one laboratory and can have both positive and negative results. **Therefore, the sum of the numbers in each column will be larger than the total number of people tested.**

Reporting lab	Inconclusive	Negative	Positive	Percent positive	Total
OKEECHOBEE HEALTHCARE FACILITY			16	100%	16
TIFT REGIONAL HEALTH SYSTEM, INC		16			16
URGENT CARE CLINIC OF LINCOLN		14	2	13%	16
JOSEPH MIGNOGNA		13	3	19%	16
MC DIAGNOSTIC OF CONNECTICUT PC #459		16			16
MINNEOLA PLACE A HOMEBRIDGE COMMUNITY		16			16
SRMC AVALON		9	7	44%	16
GOOD SAMARITAN SOCIETY		16			16
SURGERY CENTER OF CORAL GABLES LLC,THE		12	4	25%	16
JS HEALTHCARE INC		16			16
ST AUGUSTINE PLANTATION		1	15	94%	16
MORTON PLANT MEASE			16	100%	16
INDIANA STATE DEPARTMENT OF HEALTH		1	15	94%	16
Lab MSMC Hialeah			16	100%	16
MINUTECLINIC DIAGNOSTIC OF VIRGINIA		16			16
ACM MEDICAL LABORATORY ALLIANCE		13	3	19%	16
BONIFAY NURSING AND REHABILITATION CENTER			16	100%	16
NOVALIFE MEDSPA			16	100%	16
MILLENNIUM PHYSICIAN GRP LLC NAPLES PINE RIDGE			16	100%	16
PROMEDICA LABORATORIES		11	5	31%	16
CVS GA2108POCT NORCROSS		13	3	19%	16
FLORIDA MEDICAL ASSOCIATES LLC		9	7	44%	16
ATMORE NURSING CENTER		15	1	6%	16
MIAMI BEACH MEDICAL GROUP LLC			16	100%	16
PROMUS DIAGNOSTICS, LLC			16	100%	16
INTERNAL MEDICINE ASSOCIATES & SPECIALTIES INC		15	1	6%	16
CULINARY INSTITUTE OF AMERICA STUDENT	3	13			16
CVS CA9715POCT THOUSAND OAKS		16			16
ALAN L MELOTEK MD		16			16
HUDSON VALLEY HOSPITAL CENTER LABORATORY		15	1	6%	16
TMH FSU RAPID LABORATORY		2	14	88%	16
CRUCIAL CARE		10	6	38%	16
MINUTECLINIC DIAGNOSTIC OF ILLINOIS LL		14	2	13%	16
STATEN ISLAND UNIVERSITY HOSPITAL SEGUINE AVE		13	3	19%	16
CVS MINUTE CLINIC DIAG OF IND, LLC #6549		15	1	6%	16
NORTHWEST FLORIDA ENT, PA		5	11	69%	16
CARENOW URGENT CARE-DONELSON		13	3	19%	16
KETAMINE HEALTH CENTERS AT BONITA SPRINGS, LLC		16			16
Heartland Healthcare Center Boca Raton		2	14	88%	16
RICH STREET GROUP HOME		9	7	44%	16
MEDI-DRUG INC		13	2	13%	15
HEALTH MED HOME CARE, LLC		15			15
BELLEVUE HOSPITAL CENTER DEPARTMENT		15			15
MINUTECLINIC, DIAGNOSTIC OF TEXAS, LL		14	1	7%	15
OPTIONS FOR SENIORS INC DBA PALM KREST MANOR		12	3	20%	15
MINUTECLINIC LLC #5176		12	3	20%	15

COVID-19: testing by laboratory

Data through May 12, 2021 verified as of May 13, 2021 at 09:25 AM

Data in this report are provisional and subject to change.

The numbers in the table below represent the number of Florida and non-Florida residents for whom test results were received by the Department of Health. A person can be tested by more than one laboratory and can have both positive and negative results. **Therefore, the sum of the numbers in each column will be larger than the total number of people tested.**

Reporting lab	Inconclusive	Negative	Positive	Percent positive	Total
MIRACLE ALF INC		15			15
MINUTECLINIC DIAGNOSTIC OF TN, PC 6438		13	2	13%	15
PARROTT MEDICAL CLINIC			15	100%	15
RICHMOND UNIVERSITY MEDICAL CENTER		12	3	20%	15
CVS TN2179POCT MURFREESBORO		14	1	7%	15
FAMILY CARE CENTER OF ARLINGTON		10	5	33%	15
GNT ASSOCIATES		14	1	7%	15
FLORIDA DEPARTMENT OF HEALTH IN HILLSBOROUGH COUNTY		1	14	93%	15
FYZAMEDICAL, LLC		11	4	27%	15
ST JOSEPH WOMENS HOSPITAL			15	100%	15
DIATHERIX		13	2	13%	15
MADISON COUNTY HEALTH DEPARTMENT		8	7	47%	15
CVS NC187POCT CHARLOTTE		14	1	7%	15
LAKE CO SCHOOLS EMPLOYEE HEALTH & WELLNESS CENTER	1	11	3	20%	15
HOLLEY-NAVARRE MEDICAL CLINIC		5	10	67%	15
Astoria Health and Rehab		15			15
MC DIAGNOSTIC OF CONNECTICUT, PC # 257		14	1	7%	15
CARDIOTHORACIC SURGERY OF HYDE PARK			15	100%	15
PATHLINE			15	100%	15
CUSTEAD CARE CENTER HAVEN HOSPICE		12	3	20%	15
DELIVER MY MEDS CORP		15			15
WESTERN NEW YORK IMMEDIATE MEDICAL CAR		13	2	13%	15
BROWARD MEDICAL AND URGENT CARE		15			15
WALK IN URGENT CARE			15	100%	15
UNIVERSITY HOSPITAL UC HEALTH		11	4	27%	15
CVS NY491POCT JACKSON HEIGHTS		15			15
MEDLAB ASSOCIATES LLC		15			15
FAMILY CARE			15	100%	15
MINUTECLINIC DIAGNOSTIC OF RHODE ISLAND		12	3	20%	15
LONG ISLAND JEWISH VALLEY STREAM		14	1	7%	15
ORLANDO HEALTH		2	13	87%	15
NORTHSIDE HOSPITAL FORSYTH		13	2	13%	15
NORTH COUNTRY FAMILY HEALTH CENTER INC		15			15
CVS TX8321POCT MCKINNEY		15			15
WELLMED AT PORT ST LUCIE WEST		10	5	33%	15
NIGHT OWL PEDIATRICS URGENT CARE			15	100%	15
EASTLAKE PEDIATRICS - TRINITY		15			15
St Joseph's Hospital & Medical Center		13	2	13%	15
HAVEN HOSPICE IN CHIEFLAND		9	6	40%	15
GULF COAST VILLAGE HOME HEALTH INC		4	11	73%	15
TELEVISIT MALABAR PEDIATRICS		5	10	67%	15
OAKMONTE VILLAGE OF DAVIE			15	100%	15
OPIS ISLAND LAKE CENTER		13	2	13%	15
MINUTE CLINIC LLC #5706		13	2	13%	15
Hackensack Umc Mountainside		14	1	7%	15
MINUTECLINIC, LLC, DBA MINUTECLINIC #2		13	2	13%	15

COVID-19: testing by laboratory

Data through May 12, 2021 verified as of May 13, 2021 at 09:25 AM

Data in this report are provisional and subject to change.

The numbers in the table below represent the number of Florida and non-Florida residents for whom test results were received by the Department of Health. A person can be tested by more than one laboratory and can have both positive and negative results. **Therefore, the sum of the numbers in each column will be larger than the total number of people tested.**

Reporting lab	Inconclusive	Negative	Positive	Percent positive	Total
VERO DIAGNOSTICS		14	1	7%	15
SINAI HOSPITAL OF BALTIMORE		15			15
BAPTIST MEDICAL CENTER EAST		11	4	27%	15
MEDEXPRESS URGENT CARE-ALTOONA		13	2	13%	15
SKIN WELLNESS PHYSICIANS LLC		15			15
CVS TX7288POCT DALLAS		11	4	27%	15
MILTON 4707		15			15
BESSENT ROAD GROUP HOME		15			15
SOMA MEDICAL CENTER, P.A.			15	100%	15
MEADOWCREST MOLECULAR DIAGNOSTICS, LLC			15	100%	15
AJU GEORGE MD PA			15	100%	15
MINUTECLINIC DIAGNOSTIC OF NEW JERSEY, LLC # 7069		15			15
MEDEXPRESS URGENT CARE - BENTON HARBOR		14	1	7%	15
HIRAM COLLEGE HEALTH CENTER (ABBOTT)		13	2	13%	15
GADSDEN REGIONAL MEDICAL CENTER		15			15
MINUTECLINIC DIAGNOSTIC OF GEORGIA, LL		12	3	20%	15
PREMIER LABORATORY SERVICES, LLC		5	10	67%	15
BROOKLYN HOSPITAL CENTER DOWNTOWN CAMPUS		15			15
BAPTIST HEALTH			14	100%	14
SIGMUND LABS LLC		14			14
QUEENS UNIVERSITY OF CHARLOTTE		14			14
CITY OF WEST PALM BEACH EMPLOYEE & FAMILY HEALTH		14			14
UNIVERSITY HOSPITALS OF CLEVELAND		8	6	43%	14
WELLMED AT SOUTH PARSONS		11	3	21%	14
RIVERSIDE COTTAGES AT THE SHORES, LLC			14	100%	14
SOUTHEASTERN UNIVERSITY INC		14			14
MC DIAGNOSTIC OF CONNECTICUT, PC #1043		14			14
FG RAPID RESULTS LLC		8	6	43%	14
MINUTE-CLINIC DIAGNOSTIC OF VIRGINIA, LLC		14			14
HEALTHFIRST ADVENT HEALTH CENTRA CARE COCOA BEACH			14	100%	14
MINUTECLINIC DIAGNOSTIC OF NORTH CAROLINA, PC		13	1	7%	14
FAMILY MEDICINE OF WESTON LLC		6	8	57%	14
SUMMIT ATLANTIC SURGERY CENTER		14			14
MINUTECLINIC, LLC #1492		14			14
CVS MINUTE CLINIC, LLC #22		13	1	7%	14
Solaris Healthcare Pensacola			14	100%	14
PT&J REHAB - VILLAGE OF ROYAL PALM BEACH		12	2	14%	14
CVS HEALTH MINUTE CLINIC		1	13	93%	14
EPIPHANY HEALTH		8	6	43%	14
CVS CA9113POCT CHULA VISTA		14			14
The Evangelical Lutheran Good Samaritan Society		14			14
ST CLOUD MEDICAL GROUP		12	2	14%	14
TALLAHASSEE PRIMARY CARE ASSOCIATES PA		12	2	14%	14
DOCTORS EXPRESS OF ST PETERSBURG		4	10	71%	14
CVS PA6902POCT BRYN MAWR		12	2	14%	14
MINUTE CLINIC LLC #2775		13	1	7%	14

COVID-19: testing by laboratory

Data through May 12, 2021 verified as of May 13, 2021 at 09:25 AM

Data in this report are provisional and subject to change.

The numbers in the table below represent the number of Florida and non-Florida residents for whom test results were received by the Department of Health. A person can be tested by more than one laboratory and can have both positive and negative results. **Therefore, the sum of the numbers in each column will be larger than the total number of people tested.**

Reporting lab	Inconclusive	Negative	Positive	Percent positive	Total
CVS HEALTH, #2043		14			14
POLK CHD BARTOW		13	1	7%	14
PIEDMONT ATHENS REGIONAL MEDICAL		12	2	14%	14
MINUTECLINIC DIAGNOSTIC OF TN, PC 4992		14			14
DIAMOND SPEEDWAY DIALYSIS		1	13	93%	14
ALASKA PUBLIC HEALTH LAB		1	13	93%	14
CVS TN5601POCT LENOIR CITY		12	2	14%	14
ADVICE FOR OPTIMAL WELLNESS		11	3	21%	14
ARNOT OGDEN MEDICAL CENTER LABORATORY		14			14
STEWART MELBOURNE HOSPITAL, INC	1		13	93%	14
HORIZON MEDICAL GROUP		12	2	14%	14
MINUTE CLINIC OF KANSAS PA		8	6	43%	14
LUCID DIAGNOSTICS LABS			14	100%	14
METHODIST MEDICAL CENTER		11	3	21%	14
TLC FAMILY CARE HOME INC		14			14
AHMG LAKE NONA PRIMARY CARE		14			14
ACCESS HOME HEALTH OF FLORIDA LLC		14			14
SOUTHEASTERN LABORATORY			14	100%	14
EFFINGER HEALTH, PA		14			14
NEW YORK PRESBYTERIAN - LOWER MANHATTAN		14			14
DYNAMIC DNA LAB		1	13	93%	14
FAMILY PRACTICE ON THE GO		6	8	57%	14
MELBOURNE FAMILY PRACTICE		12	2	14%	14
TAPESTRY TALLAHASSEE WALDEN		14			14
SUNCOAST COMMUNITY HEALTH CENTERS INC		4	10	71%	14
MERCY MEDICAL CENTER		7	7	50%	14
MHHS All Lab Subsection		14			14
MED TECH SERVICES OF PALM BEACH INC		14			14
MEDEXPRESS URGENT CARE - PANTOPS		12	2	14%	14
NORTHWESTERN MEMORIAL HOSPITAL			14	100%	14
SARASOTA - ROBERT L TAYLOR COMMUNITY CENTER		1	13	93%	14
MY WELLNESS EXPRESS			14	100%	14
MINUTECLINIC #788		12	2	14%	14
CVS TN5639POCT FARRAGUT		11	3	21%	14
IGENEX INC		14			14
DESOTO HEALTH AND REHAB LLC		9	5	36%	14
HAVEN HOSPICE			14	100%	14
LIFE'S SPECIAL MOMENTS INC		14			14
BOCA SIMON		2	12	86%	14
PHELPS HOSPITAL LABORATORY		12	2	14%	14
MONTEFIORE MEDICAL CENTER LABORATORIES - WEILER		10	4	29%	14
DYNAMIC HEALTH CENTERS INC		9	5	36%	14
SANDGATE GARDENS REHAB & NURSING CENTER		3	10	77%	13
MOODY MANOR		13			13
LANE PEDIATRICS PA		1	12	92%	13
MINUTE CLINIC LLC #6765		13			13

COVID-19: testing by laboratory

Data through May 12, 2021 verified as of May 13, 2021 at 09:25 AM

Data in this report are provisional and subject to change.

The numbers in the table below represent the number of Florida and non-Florida residents for whom test results were received by the Department of Health. A person can be tested by more than one laboratory and can have both positive and negative results. **Therefore, the sum of the numbers in each column will be larger than the total number of people tested.**

Reporting lab	Inconclusive	Negative	Positive	Percent positive	Total
ORMOND MEDICAL ARTS		3	10	77%	13
CVS PA1671POCT LANCASTER		13			13
MEDHELP LAKESHORE PC		11	2	15%	13
RDX BIOSCIENCE INC		10	3	23%	13
MEYER PEDIATRICS CHTD		11	2	15%	13
MEDEXPRESS URGENT CARE - SALEM		9	4	31%	13
PHASE2 LABS	2	9	2	15%	13
Sunnyside Care Center		13			13
CVS MA6505POCT NEWTON		13			13
GULF COAST MEDICAL GROUP		5	8	62%	13
VILLA OF KINGS AND QUEENS OF DELRAY		13			13
BROOKDALE DELAND			13	100%	13
NATIONAL GENETICS INST LABCORP		4	9	69%	13
CAPE CORAL URGENT CARE		9	4	31%	13
ORCHID COVE		3	10	77%	13
MINUTECLINIC DIAGNOSTIC OF TN, PC 6304		11	2	15%	13
MINUTE CLINIC, LLC #4650		11	2	15%	13
RED MOUNTAIN DIAGNOSTICS		13			13
CONSULATE HEALTH CARE OF PENSACOLA			13	100%	13
CURATIVE		1	12	92%	13
MINUTE CLINIC LLC #1909		13			13
WANTAGH URGENT CARE		10	3	23%	13
DEVEREUX FLORIDA CHILDRENS CENTER			13	100%	13
URGENT MEDICAL CENTER INC		5	8	62%	13
AFC URGENT CARE - CEDAR GROVE		11	2	15%	13
CENTRAL JERSEY URGENT CARE		12	1	8%	13
CVS OH3301POCT WOODMERE		13			13
SOUTHEAST FAMILY HEALTHCARE CENTER			13	100%	13
MEDEXPRESS URGENT CARE - CHRISTIANBURG		9	4	31%	13
CLEVELAND TENNESSEE HOSPITAL COMPANY		11	2	15%	13
LAKELAND REGIONAL HEALTH GRASSLANDS		12	1	8%	13
CVS MINUTE CLINIC DIAGNOSTIC PA #3060		11	2	15%	13
ALL 4 KIDZ PEDIATRICS		9	4	31%	13
MINUTE CLINIC DIAGNOSTIC OF NORTH CAROLINA		12	1	8%	13
MINUTECLINIC MINUTECLINIC #8505		11	2	15%	13
VALDOSTA FAMILY MEDICINE		1	12	92%	13
LEE COMMUNITY HEALTHCARE INC DUNBAR		11	2	15%	13
WORLD WRESTLING ENTERTAINMENT			13	100%	13
GOLDMAN SACHS HEALTH CENTER	1	11	1	8%	13
MINUTECLINIC LLC # 3401		13			13
NORTHEAST PEDIATRICS			13	100%	13
GLENBROOKE AT PALM BAY			13	100%	13
ESCAMBIA COMMUNITY CLINIC		2	11	85%	13
COMPASS URGENT CARE		8	5	38%	13
MINUTECLINIC DIANOSTIC OF VIRGINA, LL		12	1	8%	13
Signature Healthcare of Savannah		13			13

COVID-19: testing by laboratory

Data through May 12, 2021 verified as of May 13, 2021 at 09:25 AM

Data in this report are provisional and subject to change.

The numbers in the table below represent the number of Florida and non-Florida residents for whom test results were received by the Department of Health. A person can be tested by more than one laboratory and can have both positive and negative results. **Therefore, the sum of the numbers in each column will be larger than the total number of people tested.**

Reporting lab	Inconclusive	Negative	Positive	Percent positive	Total
MAINSTREET FAMILY SELECT		1	12	92%	13
MEDEXPRESS URGENT CARE-LATROBE		12	1	8%	13
BARRANCO CLINIC,THE	3	9	1	8%	13
HARBOR CHASE OF JACKSONVILLE			13	100%	13
VA Primary Care Clinic at Meharry		12	1	8%	13
BRIDGE DIAGNOSTICS			13	100%	13
CORAL LANDING ASSISTED LIVING		11	2	15%	13
MEDEXPRESS URGENT CARE MONACA		13			13
MINUTE CLINIC DIAGNOSTIC OF VIRGINIA, LLC #1905		13			13
MINUTECLINIC, LLC #244		12	1	8%	13
IN-OFFICE LAB		12	1	8%	13
CVS MINUTE CLINIC DIAGNOSTIC MED GRP OF SAN		11	2	15%	13
SOMA MEDICAL CENTER PA #4			13	100%	13
EAST GEORGIA REGIONAL MEDICAL CENTER		12	1	8%	13
MINUTECLINIC, LLC, DBA MINUTECLINIC #6106		11	2	15%	13
ST CLOUD COMPOUNDING PHARMACY & WELLNESS CENTER		12	1	8%	13
EAR NOSE AND THROAT ASSOCIATES OF MANATEE, P.A.		10	3	23%	13
CLINICAL LABORATORY SERVICES			13	100%	13
CVS NC7213POCT MATTHEWS		10	3	23%	13
PARKWEST MEDICAL CENTER		11	2	15%	13
CVS TX8351POCT BEAUMONT		11	2	15%	13
CROSS CARE CENTER			13	100%	13
ROCKLEDGE		3	10	77%	13
FLORIDA STATE HOSPITAL			13	100%	13
ALBION COLLEGE (ABBOTT)		13			13
MINUTECLINIC LLC (1435)		12	1	8%	13
MINUTECLINIC DIAGNOSTIC OF TN PC #386		12	1	8%	13
MEDLABS DIAGNOSTICS		11	2	15%	13
MINUTE CLINIC DIAGNOSTIC OF SC, LLC #42		12	1	8%	13
MISSOURI DEPARTMENT OF HEALTH AND SENIOR SERVICES			13	100%	13
THE PLAZA AT PARKSQUARE		13			13
CAN COMMUNITY HEALTH, INC		11	2	15%	13
SAMARITAN MEDICAL CENTER		13			13
AVALON MEDICAL WALK IN CLINIC			13	100%	13
MINUTECLINIC, LLC, MINUTECLINIC #7637		11	2	15%	13
ADVENTIST HEALTH SYSTEM FLORIDA DEPT OF HEALTH		8	5	38%	13
AVENTURA HOSPITAL AND MEDICAL CENTER			13	100%	13
CVS MINUTE CLINIC DIAGNOSTIC OF TN #3293		12	1	8%	13
BENNETT PEDIATRICS		13			13
SHELBY COUNTY HEALTH CARE CORPORATION		10	3	23%	13
AMERICAN HOUSE FORT MYERS		12			12
COLLIER HMA PHYSICIAN MANAGEMENT, LLC		2	10	83%	12
BRITO MEDICAL CENTER		10	2	17%	12
PANCARE HEALTH - WEWA ELEMENTARY			12	100%	12
ADVENTHEALTH MEDICAL GROUP CARE CLINIC AT		8	4	33%	12
FAMILY PRACTICE OF DAVIE INC			12	100%	12

COVID-19: testing by laboratory

Data through May 12, 2021 verified as of May 13, 2021 at 09:25 AM

Data in this report are provisional and subject to change.

The numbers in the table below represent the number of Florida and non-Florida residents for whom test results were received by the Department of Health. A person can be tested by more than one laboratory and can have both positive and negative results. **Therefore, the sum of the numbers in each column will be larger than the total number of people tested.**

Reporting lab	Inconclusive	Negative	Positive	Percent positive	Total
HEART OF FLORIDA HEALTH CENTER INC		4	8	67%	12
THE POTTER'S HOUSE AT CANNON POINT		12			12
ADVENTHEALTH MEDICAL GROUP INTERNAL MEDICINE		9	3	25%	12
MEDEXPRESS URGENT CARE - BEECH GROVE		11	1	8%	12
BAYONET POINT HOSPITAL			12	100%	12
TRANSPLANT GENOMICS INC (EUROFINS)		12			12
THOMAS JEFFERSON UNIVERSITY HOSPITAL		4	8	67%	12
PUTNAM COUNTY HEALTH DEPARTMENT		12			12
SUWANNEE COUNTY JAIL		11	1	8%	12
FAMILY HEALTH CENTER AT PORT ST JOHN		4	8	67%	12
MI2297090CV HOLLAND-23D2189684		12			12
MEDEXPRESS URGENT CARE - MONROE		12			12
MINUTE CLINIC LLC #10203		9	3	25%	12
VIBRANT AMERICA		10	2	17%	12
CVS MINUTE CLINIC DIAGNOSTIC		11	1	8%	12
VITALANT		1	11	92%	12
APPLE DIAGNOSTICS LAB		5	7	58%	12
MONROE COUNTY HOSPITAL		9	3	25%	12
COLLIER COUNTY HEALTH DEPT.		7	5	42%	12
DEPARTMENT OF PUBLIC HEALTH		12			12
Maury Regional Hospital		6	6	50%	12
CVS GA3766POCT DACULA		10	2	17%	12
JOHN W NORRIS III MD PA	1		11	92%	12
MINUTECLINIC DIAGNOSTIC OF PA, LLC (1036)		10	2	17%	12
MEDEXPRESS URGENT CARE - FORT WORTH S		10	2	17%	12
Highland Pines Health and Rehab		11	1	8%	12
CVS GA2147POCT KENNESAW		8	4	33%	12
CULVER-STOCKTON COLLEGE		10	2	17%	12
PALM BEACH PATHOLOGY		9	3	25%	12
OPTUM PRIMARY CARE		2	10	83%	12
MINUTECLINIC DIAGNOSTIC OF NEW JERSEY,		11	1	8%	12
WOODLAND TOWERS		6	6	50%	12
GLEN OAKS HEALTH AND REHABILITATION CENTER			12	100%	12
LIFE CARE OF PORT SAINT LUCIE		3	9	75%	12
Rosewood Healthcare and Rehabilitation Center		5	7	58%	12
GULF COAST REGIONAL BLOOD CENTER			12	100%	12
UNIVERSITY OF MIAMI MILLER SCHOOL OF MEDICINE			12	100%	12
CFS WELLNESS AND MED SPA LLC			12	100%	12
MINUTECLINIC #8760		12			12
CARENOW URGENT CARE-HERMITAGE		8	4	33%	12
CARE FAST MURABELLA		7	5	42%	12
CVS MINUTE CLINIC DIAGNOSTIC OF TEXAS,LLC		10	2	17%	12
WINKLER COURT		10	2	17%	12
SUMTER COUNTY HEALTH DEPARTMENT		7	5	42%	12
TMH PHYSICIAN PARTNERS - MONTICELLO		10	2	17%	12
MERCY HEALTH—MUSKEGON		7	5	42%	12

COVID-19: testing by laboratory

Data through May 12, 2021 verified as of May 13, 2021 at 09:25 AM

Data in this report are provisional and subject to change.

The numbers in the table below represent the number of Florida and non-Florida residents for whom test results were received by the Department of Health. A person can be tested by more than one laboratory and can have both positive and negative results. **Therefore, the sum of the numbers in each column will be larger than the total number of people tested.**

Reporting lab	Inconclusive	Negative	Positive	Percent positive	Total
CVS SC7556POCT WEST COLUMBIA		11	1	8%	12
MINUTE CLINIC LLC # 2033		10	2	17%	12
CVS MA594POCT FALMOUTH		11	1	8%	12
MINUTECLINIC DIAGNOSTIC OF VIRGINIA, LLC #255		12			12
CARROLL GARDENS URGENT CARE		12			12
MC DIAGNOSTIC OF CONNECTICUT, PC #114		12			12
VERITAS RESEARCH CORP			12	100%	12
FLORIDA DEPARTMENT OF HEALTH WASHINGTON COUNTY		7	5	42%	12
RUSSELL MEDICAL CENTER		11	1	8%	12
OHIO STATE UNIVERSITY MEDICAL CENTER			12	100%	12
LAB UNKNOWN		1	11	92%	12
QHG OF ENTERPRISE INC (DBA MEDICAL CTR		12			12
MINUTECLINIC DIAGNOSTIC OF TN PC #5671		8	4	33%	12
FLORIDA DEPT OF HEALTH		4	8	67%	12
Westchester General Hospital			12	100%	12
FAMILY MEDICINE AT HUNTERS CREEK		12			12
SENIOR HOME CARE INC		12			12
ORLANDO FAMILY MEDICAL INC		12			12
MEDEXPRESS URGENT CARE - MAPLE DRIVE		11	1	8%	12
CARLOS PORTU MD, PLLC			12	100%	12
BROWARD DIALYSIS			12	100%	12
ST. PETERSBURG PEDIATRICS			12	100%	12
NAPLES GREEN VILLAGE		12			12
HNL LAB MEDICINE		9	3	25%	12
WALGREENS # 03608		8	4	33%	12
FHCP-PORT ORANGE		3	9	75%	12
LEON CHD		12			12
MINUTECLINIC DIAGNOSTIC OF MINNESOTA		11	1	8%	12
WALGREEN #6538		12			12
BLOOMINGDALE PEDIATRIC ASSOCIATES PA			12	100%	12
URGENT TEAM MANAGEMENT OF TENNESSEE		10	2	17%	12
MERIDIAN AT WATERWAYS, THE		10	2	17%	12
MEDEXPRESS URGENT CARE CHARLESTON		8	4	33%	12
Lady Lake Specialty Care			12	100%	12
GENESIS		8	4	33%	12
SAMARITAN HOSPITAL LABORATORY		11	1	8%	12
IREPERTOIRE_MOL_LAB		12			12
GEORGE W FERGUSON MD-CONCIERGE MEDICAL SERVICES PL		11	1	8%	12
ACADIAN DIAGNOSTIC LABORATORIES		8	4	33%	12
LONGWOOD PEDIATRICS LLC			12	100%	12
VILLA HEALTH NH LLC		10	2	17%	12
BETH ISRAEL MEDICAL CENTER LABS		11	1	8%	12
ACCENTCARE		12			12
ST PETER'S UNIVERSITY HOSPITAL		9	3	25%	12
MINUTECLINIC DIAGNOSTIC OF TN PC #240		10	2	17%	12
FAMILY MEDICINE AT LONGWOOD			12	100%	12

COVID-19: testing by laboratory

Data through May 12, 2021 verified as of May 13, 2021 at 09:25 AM

Data in this report are provisional and subject to change.

The numbers in the table below represent the number of Florida and non-Florida residents for whom test results were received by the Department of Health. A person can be tested by more than one laboratory and can have both positive and negative results. **Therefore, the sum of the numbers in each column will be larger than the total number of people tested.**

Reporting lab	Inconclusive	Negative	Positive	Percent positive	Total
BROOKDALE CITRUS			12	100%	12
PHYSICIANS REGIONAL MEDICAL CTR - COLLIER BLVD			11	100%	11
MINUTE CLINIC LLC #4017		11			11
TRIDENT BIOMETRICS		10	1	9%	11
NEW HAMPSHIRE DEPARTMENT OF HEALTH AND HUMAN SERVICES		3	8	73%	11
CVS TX7827POCT ROUND ROCK		11			11
IMMACULATE HOUSE AT COUNTRYSIDE		11			11
PASSPORT HEALTH			11	100%	11
MINUTECLINIC DIAGNOSTIC OF ILLINOIS		9	2	18%	11
MICHIGAN DEPARTMENT OF COMMUNITY HEALTH		1	10	91%	11
CUMBERLAND HEIGHTS		11			11
ALCOVE ASSISTED LIVING FACILITY		11			11
NASCAR EVENT MANAGEMENT, LLC		11			11
CREATIVE TESTING SOLUTIONS		4	7	64%	11
CVS GA2236POCT WOODSTOCK		11			11
URGENT CARE CENTER AT PINNACLE		4	7	64%	11
THE TERRACE OF SAINT CLOUD		9	2	18%	11
ASSOCIATES MD CYPRESS CREEK			11	100%	11
CVS SC7334POCT LEXINGTON		10	1	9%	11
UMHC/SYLVESTER AT KENDALL		1	10	91%	11
BIOTECH CLINICAL LABORATORIES, INC.		1	10	91%	11
MEDICAL CENTER AFFILIATES WEST PALM			11	100%	11
ILLINOIS DEPT OF PUBLIC HEALTH LAB - SPRINGFIELD			11	100%	11
EXPRESS TEST			11	100%	11
ST VINCENT'S ST CLAIR		8	3	27%	11
HEWLETT URGENT CARE, PLLC		11			11
CVS SC2736POCT MURRELLS INLET		8	3	27%	11
UF HEALTH		1	10	91%	11
CVS CT2210POCT RIVERSIDE		11			11
BENSONHURST URGENT CARE		10	1	9%	11
FRESENIUS KIDNEY CARE DUNEDIN			11	100%	11
REDMED CLINIC OF ARLINGTON		10	1	9%	11
SEMORAN FAMILY HEALTH LLC		10	1	9%	11
MEDICAL ASSOCIATES OF ENGLEWOOD PC		10	1	9%	11
VITAS HEALTH INC		5	6	55%	11
MINUTE-CLINIC DIAGNOSTIC OF VIRGINIA,		10	1	9%	11
LUXOR SCIENTIFIC LLC		1	10	91%	11
St. Annes Nursing Center, St. Annes Residence, Inc.		11			11
RIVERVIEW REGIONAL MEDICAL CENTER		9	2	18%	11
MINUTECLINIC DIAGNOSTIC OF MAINE, LLC		9	2	18%	11
MEDEXPRESS URGENT CARE PARKERSBURG		9	2	18%	11
CVS MD2956POCT NEW MARKET		10	1	9%	11
GENOPTIX MEDICAL LABORATORY		10	1	9%	11
MINUTECLINIC DIAG OF IND, LLC #2387		9	2	18%	11
ALL CHILDREN'S HOSPITAL DEPT OF GENERAL PEDIATRICS			11	100%	11
MINUTECLINIC DIAGNOSTICS OF IND, LLC		11			11

COVID-19: testing by laboratory

Data through May 12, 2021 verified as of May 13, 2021 at 09:25 AM

Data in this report are provisional and subject to change.

The numbers in the table below represent the number of Florida and non-Florida residents for whom test results were received by the Department of Health. A person can be tested by more than one laboratory and can have both positive and negative results. **Therefore, the sum of the numbers in each column will be larger than the total number of people tested.**

Reporting lab	Inconclusive	Negative	Positive	Percent positive	Total
MEDEXPRESS URGENT CARE - WINCHESTER GATEWAY		9	2	18%	11
PRIME MEDICAL CARE, LLC		11			11
CARENOW URGENT CARE-MT JULIET		8	3	27%	11
CLAYMED OF NORTH FLORIDA			11	100%	11
NIGHT LITE PEDIATRICS CENTER		1	10	91%	11
WINTER PARK CARE AND REHABILITATION			11	100%	11
NHC HealthCare Anniston		11			11
WALK IN MEDICAL URGENT CARE PC		11			11
COMMUNITY MEDICAL AND DENTAL CARE INC		11			11
AZALEA HEALTH		2	9	82%	11
ATHENS VETERINARY DIAGNOSTIC LABORATOR		11			11
APPALACHIAN REGIONAL HEALTHCARE SYSTEM		10	1	9%	11
METHODIST HOSPITAL			11	100%	11
MINUTECLINIC, LLC #4682		6	5	45%	11
PINELLAS COUNTY HEALTH DEPARTMENT		2	9	82%	11
ELITE HOME HEALTH SERVICES		11			11
VIRTUA WEST JERSEY HOSPITAL VOORHEES		9	2	18%	11
CARINGTON MANOR		11			11
UNIVERSITY MEDICAL CENTER		8	3	27%	11
MINUTECLINIC, LLC, DBA MINUTECLINIC #4		10	1	9%	11
CVS PA233POCT NEWTOWN SQUARE		11			11
TELEVISIT PALM BAY FAMILY PRACTICE		9	2	18%	11
MINUTECLINIC, LLC #1470		10	1	9%	11
CARENOW URGENT CARE-GREEN HILLS		10	1	9%	11
GUIDANCE / CARE CENTER, INC		11			11
WATSON HEALTHCARE		8	3	27%	11
JBSA-SAM HOUSTON			11	100%	11
TROPICANA		5	6	55%	11
CAREATC NEXTERA HEALTH CENTER / GO			11	100%	11
ASSOCIATES IN MEDICINE		7	4	36%	11
STPET		9	2	18%	11
MONROE COUNTY FIRE RESCUE		10	1	9%	11
THE MARY IMOGENE BASSETT HOSPITAL		11			11
BAYSIDE URGENT CARE CENTER INC		1	10	91%	11
COLISEUM MED CTR LLC/COLISEUM MED CTRS		8	3	27%	11
URGENT CARE OF LONGWOOD		1	10	91%	11
CVS SC4286POCT EASLEY		5	6	55%	11
CVS M08590POCT KANSAS CITY		7	4	36%	11
PRIMECARE ACQUISITION FAMILY PRACTICE INC		11			11
KIDSVILLE PEDIATRICS			11	100%	11
LPG PRIMARY CARE AT LABELLE		9	2	18%	11
NORTH OKALOOSA PHYSICIAN GROUP		10	1	9%	11
MOUNT DORA PEDIATRICS		9	2	18%	11
MINUTECLINIC DIAGNOSTIC OF SC, LLC #4		11			11
ORLANDO HEALTH PHYSICIAN ASSOCIATES		4	7	64%	11
NIGHT LITE PEDIATRICS CENTER, LLC		1	10	91%	11

COVID-19: testing by laboratory

Data through May 12, 2021 verified as of May 13, 2021 at 09:25 AM

Data in this report are provisional and subject to change.

The numbers in the table below represent the number of Florida and non-Florida residents for whom test results were received by the Department of Health. A person can be tested by more than one laboratory and can have both positive and negative results. **Therefore, the sum of the numbers in each column will be larger than the total number of people tested.**

Reporting lab	Inconclusive	Negative	Positive	Percent positive	Total
SEMINOLE COUNTY CORRECTIONAL FACILITY		1	10	91%	11
CROSSROADS URGENT CARE, PLLC		11			11
DMH STEINHATCHEE FAMILY MEDICINE		8	3	27%	11
CVS CA9165POCT SAN DIEGO		11			11
MINUTECLINIC DIAGNOSTIC OF SC, LLC #7		9	2	18%	11
AIM LABORATORIES			11	100%	11
CVS NC7051POCT WAKE FOREST		11			11
UNIVERSITY CENTRA CARE		10	1	9%	11
45TH 1		11			11
HEALTH NETWORK LABORATORIES		7	4	36%	11
URGENT TEAM - HUNTSVILLE		9	2	18%	11
MINUTE CLINIC LLC #0169		9	2	18%	11
STUYVESANT URGENT CARE		11			11
BOCA RATON REGIONAL HOSPITAL LAB			11	100%	11
CHEMISYS LABORATORIES		2	8	80%	10
DOMINICAN COLLEGE STUDENT HEALTH CENTE		8	2	20%	10
CARENOW URGENT CARE - EAST NASHVILLE		8	2	20%	10
ARCHBOLD MEMORIAL HOSPITAL/LAB		3	7	70%	10
PALM BEACH CDH - DELRAY BEACH			10	100%	10
IU HEALTH PATHOLOGY		1	9	90%	10
NATURE COAST REGIONAL MEDICAL CENTER		1	9	90%	10
IMMUNOGENOMICS LLC		6	4	40%	10
MEDEXPRESS URGENT CARE, JOHNSTOWN		9	1	10%	10
MEDEXPRESS URGENT CARE - FAYETTEVILLE		8	2	20%	10
GO PATH LABORATORIES			10	100%	10
CVS CT1123POCT SOUTHBURY		10			10
DAU ORTHODONTICS		9	1	10%	10
MIAMI COMPREHENSIVE MEDICINE GROUP PA		4	6	60%	10
GILCHRIST COUNTY FIRE DEPARTMENT		4	6	60%	10
VILLAGE PLACE HEALTH AND REHAB		9	1	10%	10
VETERANS AFFAIRS MEDICAL CENTER - OUTPATIENT			10	100%	10
BETTER AT HOME		10			10
PBC PREMIER FAMILY HEALTH			10	100%	10
FLORIDA CLINICAL LAB		1	9	90%	10
EMERGENCY MEDICAL CENTER		4	6	60%	10
MEDICAL LABORATORY DIAGNOSTICS			10	100%	10
BELLE GLADES HEALTH CLINIC			10	100%	10
NORTHSIDE HOSPITAL ATLANTA		4	6	60%	10
NEW JERSEY DEPARTMENT OF HEALTH COMMUNICABLE DISEASE SERVICE		3	7	70%	10
RPC@HODGES		2	8	80%	10
KR AT COLLEGE HARBOR		10			10
MINUTECLINIC LLC #5010		8	2	20%	10
COLLIER BLVD HMA PHYSICIAN MANAGEMENT,, LLC			10	100%	10
PRORENATA LABS		2	8	80%	10
ALABAMA MEDICAL GROUP		10			10
Avalon Healthcare and Rehabilitation Center			10	100%	10

COVID-19: testing by laboratory

Data through May 12, 2021 verified as of May 13, 2021 at 09:25 AM

Data in this report are provisional and subject to change.

The numbers in the table below represent the number of Florida and non-Florida residents for whom test results were received by the Department of Health. A person can be tested by more than one laboratory and can have both positive and negative results. **Therefore, the sum of the numbers in each column will be larger than the total number of people tested.**

Reporting lab	Inconclusive	Negative	Positive	Percent positive	Total
SOUTHEASTERN PEDIATRIC ASSOCIATES			10	100%	10
EMORY JOHNS CREEK HOSPITAL		10			10
EXPRESS CARE OF TAMPA BAY		7	3	30%	10
BERRYHILL MANOR		10			10
GLADES COUNTY DETENTION CENTER		1	9	90%	10
PLYMOUTH HARBOR INCORPORATED		9	1	10%	10
CVS TX7151POCT HUMBLE		9	1	10%	10
PALMS WEST HOSPITAL			10	100%	10
LAKE BALDWIN CBOC		9	1	10%	10
MINUTECLINIC DIAGNOSTIC OF NORTH CAROLINA PC #5341		7	3	30%	10
MOLECULAR PATHOLOGY LABORATORY			10	100%	10
ROSEMONT GARDENS INC		9	1	10%	10
SEACOAST PATHOLOGY PROFESSIONAL ASSOC		9	1	10%	10
WHEELER LABORATORY		9	1	10%	10
SOUTH FLORIDA ENT ASSOCIATES, INC			10	100%	10
ANY LAB TEST NOW INC			10	100%	10
CBC LAB		3	7	70%	10
CVS NJ617POCT CEDAR GROVE		9	1	10%	10
NOT INDICATED		1	9	90%	10
HIGH TOWER ALF LLC		9	1	10%	10
SAVANNAH MANOR ASSISTED LIVING COMMUNITY			10	100%	10
ALBANY MEDICAL CENTER		9	1	10%	10
HCR MANORCARE		10			10
MEDEX REGIONAL LABORATORIES LLC		1	9	90%	10
CHRISTUS ST VINCENT LABORATORY - ZIA		10			10
BEAUMONT LABORATORY			10	100%	10
CREATIVE PHARMACY SOLUTIONS EAST		10			10
DOH-TAMPA BRANCH LABORATORY (MLK BLVD)		4	6	60%	10
KEY TRAINING CENTER			10	100%	10
BROWARD HEALTH CARE			10	100%	10
WELLSTAR WEST GEORGIA MEDICAL CENTER		9	1	10%	10
BROOKDALE PANAMA CITY		9	1	10%	10
USCG ABBOTT BINAXNOW		5	5	50%	10
NORTON HEALTHCARE			10	100%	10
LONG ISLAND JEWISH FOREST HILLS HOSPITAL		10			10
MINUTE CLINIC DIAG OF IND LLC #8674		10			10
MINUTE CLINIC INCORPORATE		10			10
KEY WEST URGENT CARE, INC		3	7	70%	10
MEDEXPRESS URGENT CARE-KATY		7	3	30%	10
WALGREENS #10972	1	9			10
ST JOSEPH'S HOSPITAL NORTH LABORATORY			10	100%	10
MOSOLF PEDIATRICS			10	100%	10
CHILDREN'S HEALTHCARE OF ATLANTA/EGLESTON		10			10
CVS IL8751POCT CHICAGO		10			10
LAKELAND VOLUNTEERS IN MEDICINE INC		8	2	20%	10
SUPERIOR RESIDENCES OF CLERMONT		2	8	80%	10

COVID-19: testing by laboratory

Data through May 12, 2021 verified as of May 13, 2021 at 09:25 AM

Data in this report are provisional and subject to change.

The numbers in the table below represent the number of Florida and non-Florida residents for whom test results were received by the Department of Health. A person can be tested by more than one laboratory and can have both positive and negative results. **Therefore, the sum of the numbers in each column will be larger than the total number of people tested.**

Reporting lab	Inconclusive	Negative	Positive	Percent positive	Total
MEDEXPRESS URGENT CARE-PETERS TWP		9	1	10%	10
DES PLAINES CLINICAL LAB		3	7	70%	10
LAWRENCE TECHNOLOGICAL UNIVERSITY		10			10
VENICE GREEN VILLAGE		3	7	70%	10
MINUTECLINIC DIAGNOSTIC OF OHIO #3407		9	1	10%	10
ORLANDO MEDICAL CENTER PL		1	9	90%	10
CELEBRATION PEDIATRICS PA			10	100%	10
MEDEXPRESS URGENT CARE - WASHINGTON		8	2	20%	10
ILLINOIS DEPARTMENT OF PUBLIC HEALTH		2	8	80%	10
ONEIDA HEALTHCARE CENTER		8	2	20%	10
SARASOTA PERSONAL MEDICINE		7	3	30%	10
ELEMENT PRIMARY CARE LLC		9	1	10%	10
DEPARTMENT OF HEALTH AND HUMAN SERVICES LANSING			10	100%	10
CVS DC1340POCT WASHINGTON		10			10
MAINE DEPARTMENT OF HEALTH AND HUMAN SERVICES			10	100%	10
CHARLOTTE COUNTY HEALTH DEPARTMENT	1	4	5	50%	10
MINUTECLINIC, LLC #09202		8	2	20%	10
CVS NY549POCT RIDGEWOOD		7	3	30%	10
TENNESSEE DEPARTMENT OF HEALTH (TDH) - CENTRAL LABORATORY		2	8	80%	10
CITY OF TALLAHASSEE		10			10
CVS PHARMACY #8800		8	2	20%	10
ISLAND COAST PEDIATRICS IN-HOUSE LAB		10			10
ACCESS PHARMACY		10			10
EXCEL URGENT CARE OF PARAMUS LLC		10			10
WALGREENS - STORE #9479		8	2	20%	10
NEUROSCIENCE AND SPINE ASSOCIATES, PL		8	2	20%	10
VASCONCELLO COHEN MD PA		9	1	10%	10
DOCTORS HOSPITAL LAB MEDICAL OFFICE BUILDING			10	100%	10
ALABAMA DEPARTMENT OF PUBLIC HEALTH		1	9	90%	10
Chestnut Park Rehabilitation and Nursing Center		10			10
JACKSON CLINIC PA,THE		6	4	40%	10
OKLAHOMA STATE DEPARTMENT OF HEALTH-PUBLIC HEALTH LABORATORY			10	100%	10
ARBORS OF GULF BREEZE, THE		8	2	20%	10
FHPG_EXP CARE W HILLSBOROUGH		1	9	90%	10
FLEMING ISLAND CENTER FOR CLINICAL RESEARCH		10			10
PANCARE HEALTH - VERNON ELEMENTARY			10	100%	10
ELLIS HOSPITAL LABORATORY		9	1	10%	10
WALK-IN MEDICAL CARE			10	100%	10
MAINSTREET FAMILY CARE			10	100%	10
MONTEFIORE MEDICAL CENTER LABORATORIES - NORTH		10			10
CARESOUTH HHA HOLDINGS OF THE BAY AREA LLC		10			10
VETERANS ADMINISTRATION			10	100%	10
JOHNS HOPKINS ALL CHILDRENS			10	100%	10
WILLIAMSBURGH CHAI CARE		9	1	10%	10
JOHN T MATHER MEMORIAL HOSPITAL LABORATORY		9	1	10%	10
Centrastate Medical Center		9	1	10%	10

COVID-19: testing by laboratory

Data through May 12, 2021 verified as of May 13, 2021 at 09:25 AM

Data in this report are provisional and subject to change.

The numbers in the table below represent the number of Florida and non-Florida residents for whom test results were received by the Department of Health. A person can be tested by more than one laboratory and can have both positive and negative results. **Therefore, the sum of the numbers in each column will be larger than the total number of people tested.**

Reporting lab	Inconclusive	Negative	Positive	Percent positive	Total
CORONA PATHOLOGY		10			10
COMMUNITY HEALTH CENTER		2	8	80%	10
New York Harbor Harbor HCS - Brooklyn Campus		8	1	11%	9
MINUTECLINIC DIAGNOSTIC OF RHODE ISLAND		9			9
MAGNOLIA MANOR			9	100%	9
MINUTECLINIC DIAGNOSTIC MED GRP OF CA		8	1	11%	9
TRINITY PEDIATRICS			9	100%	9
MEDEXPRESS URGENT CARE - BATTLE CREEK		6	3	33%	9
NORTH PINELLAS CHILDRENS MEDICAL CENTER INC			9	100%	9
MINUTE CLINIC LLC #1448		8	1	11%	9
PONTE VEDRA PLASTIC SURGERY		9			9
MINUTECLINIC 7196		8	1	11%	9
ETHOS LABORATORIES		7	2	22%	9
JUPITER CLINIC			9	100%	9
WELLSTAR ATLANTA MEDICAL CENTER LABORATORY		8	1	11%	9
MINUTECLINIC #2860		6	3	33%	9
CVS MINUTE CLINIC DIAGNOSTIC OF IND LLC #5206		8	1	11%	9
CALIFORNIA DEPARTMENT OF PUBLIC HEALTH		3	6	67%	9
FLORIDA MENTOR		7	2	22%	9
HARMONIOUS HOME HEALTH, LLC		9			9
SOMA MEDICAL CENTER MD PA #7 PEDIATRICS			9	100%	9
MEDICAL CENTER, THE		8	1	11%	9
CVS PA4077POCT BELLE VERNON		9			9
WESTCHESTER GENERAL HOSPITAL BLOOD GAS LAB			9	100%	9
PALM BAY URGENT CARE PLLC		1	8	89%	9
WINDSOR OF GAINESVILLE		9			9
FHPG_EXP CARE PALM HARBOR			9	100%	9
MINUTECLINIC DIAGNOSTIC OF VIRGINIA, LLC #1656		9			9
COMPASS PROVIDENCE URGENT CARE LLLP			9	100%	9
MODMD LABORATORY		9			9
WINTER PARK INTERNAL MEDICINE MD PA		7	2	22%	9
HEALTHY MINORS PEDIATRIC URGENT CARE		7	2	22%	9
NEMOURS CHILDREN'S PRIMARY CARE VERO BEACH			9	100%	9
CVS OH2342POCT WEST CHESTER		7	2	22%	9
WATERFORD AT CREEKSIDE, THE			9	100%	9
CVS OH3476POCT TIPP CITY		8	1	11%	9
RANDOLPH DIABETES AND WELLNESS		8	1	11%	9
SCOTTS PHARMACY		8	1	11%	9
SKR MEDICAL ADVISORS		9			9
MANATEE COUNTY CENTRAL JAIL		9			9
CHELSEA NYC LAB		9			9
OMNI			9	100%	9
BIRMINGHAM VAMC		5	4	44%	9
CHIEFLAND MEDICAL CENTER LLC			9	100%	9
PATEL MEDICAL VENTURES		8	1	11%	9
CVS PHARMACY NO 274		9			9

COVID-19: testing by laboratory

Data through May 12, 2021 verified as of May 13, 2021 at 09:25 AM

Data in this report are provisional and subject to change.

The numbers in the table below represent the number of Florida and non-Florida residents for whom test results were received by the Department of Health. A person can be tested by more than one laboratory and can have both positive and negative results. **Therefore, the sum of the numbers in each column will be larger than the total number of people tested.**

Reporting lab	Inconclusive	Negative	Positive	Percent positive	Total
ORLANDO HEALTH PHYSICIAN GROUP INC		6	3	33%	9
PRECISION GENETICS			9	100%	9
NORTHSIDE HOSPITAL		2	7	78%	9
WADSWORTH CENTER - DAVID AXELROD INSTITUTE		8	1	11%	9
MINUTE CLINIC #8979		8	1	11%	9
PEDIATRIC HEALTH CARE ALLIANCE			9	100%	9
CVS MINUTE CLINIC DIAGNOSTIC OF KANSAS, PA		9			9
LOREY ALF		9			9
CVS RI1717POCT 1 CVS DR			9	100%	9
BREVARD FAMILY WALK IN CLINIC			9	100%	9
MINUTECLINIC DIAGNOSTIC OF NEVADA #87		4	5	56%	9
MINUTE CLINIC DIAGNOSTIC OF VIRGINIA, LLC #7543		7	2	22%	9
BEAUMONT EMERGENCY CENTER			9	100%	9
MINUTECLINIC MINUTECLINIC #4977		5	4	44%	9
NASSAU UNIVERSITY MEDICAL CENTER DEPT		8	1	11%	9
MINUTECLINIC DIAGNOSTIC OF NORTH CAROLINA PC #7054		6	3	33%	9
BRENNITY AT VERO BEACH, THE			9	100%	9
SYNEXUS CLINICAL RESEARCH US INC		2	7	78%	9
CLEARWATER PEDIATRIC CARE		1	8	89%	9
ADVENTHEALTH MEDICAL GROUP FAMILY AND INTERNAL		8	1	11%	9
CIAN DIAGNOSTICS			9	100%	9
NITIN BAWA PROFESSIONAL ASSOCIATES			9	100%	9
PUTNAM FAMILY CARE INC		3	6	67%	9
BROOKDALE WEST MELBOURNE			9	100%	9
CHAPTERS HEALTH HOSPICE		9			9
MINUTE CLINIC, LLC #1434		8	1	11%	9
MED + URGENT MEDICAL CARE SERVICES		9			9
MINUTECLINIC, LLC #03268		8	1	11%	9
CVS GA2841POCT LAWRENCEVILLE		9			9
CITYMD		1	8	89%	9
CVS NC3319POCT CHARLOTTE		6	3	33%	9
GLEN FALLS HOSPITAL DEPARTMENT OF PATHOLOGY		8	1	11%	9
CVS NJ862POCT MARLBORO		8	1	11%	9
MOULTRIE CREEK NURSING AND REHAB			9	100%	9
PRIMARY CARE SPECIALISTS OF ORLANDO		8	1	11%	9
ST. CLOUD PHARMACY AND WELLNESS CENTER		5	4	44%	9
FLORIDA CENTER FOR DERMATOLOGY LABORATORY			9	100%	9
CHILDREN'S HEALTH CENTER INC.		7	2	22%	9
Sunset Lake Health and Rehabilitation Center		8	1	11%	9
NORTHSHORE UNIVERSITY HEALTHSYSTEM EVANSTON HOSPITAL LAB			9	100%	9
MINUTECLINIC DIAG OF IND LLC #8651		8	1	11%	9
PENSACOLA CLUSTER			9	100%	9
CVS CT1109POCT BETHEL		9			9
MARINA ISLE ASSISTED LIVING		9			9
MINUTECLINIC #2797		9			9
MEDEXPRESS ELKINS		9			9

COVID-19: testing by laboratory

Data through May 12, 2021 verified as of May 13, 2021 at 09:25 AM

Data in this report are provisional and subject to change.

The numbers in the table below represent the number of Florida and non-Florida residents for whom test results were received by the Department of Health. A person can be tested by more than one laboratory and can have both positive and negative results. **Therefore, the sum of the numbers in each column will be larger than the total number of people tested.**

Reporting lab	Inconclusive	Negative	Positive	Percent positive	Total
Consulate Health Care of Brandon		7	2	22%	9
UCARE			9	100%	9
HOME CARE PHARMACY OF PALM COAST INC		9			9
CVS NC5591POCT STATESVILLE		7	2	22%	9
MOBILE RESPONSE DIAGNOSTICS LLC		8	1	11%	9
ACCESS CARE MEDICAL GROUP LLC		2	7	78%	9
WINDSOR OF SAN PABLO, THE		6	3	33%	9
SUPREME LABORATORY			9	100%	9
SUNCREST OMNI		9			9
CVS MINUTE CLINIC DIAGNOSTIC OF NEW JERSEY		9			9
MEDEXPRESS URGENT CARE - RICHMOND, NINE MILE RD		8	1	11%	9
WEST DADE PEDIATRICS			9	100%	9
MINUTECLINIC DIAGNOSTIC OF TN PC #242		6	3	33%	9
BUENA VIDA ESTATES			9	100%	9
INSPIRED LIVING AT PALM BAY		7	2	22%	9
CVS TX10016POCT PRINCETON		9			9
DISCOVERY VILLAGE AT STUART		5	4	44%	9
NORTHWEST FLORIDA COMMUNITY HOSPITAL LABORATORY		8	1	11%	9
MINUTECLINIC DIAGNOSTIC OF OHIO #4401		9			9
HENDRY/GLADES COUNTY HEALTH DEPARTMENT		8	1	11%	9
ST VINCENT'S CHILTON		7	2	22%	9
OUR HOME AT BEACON HILL			9	100%	9
SV DIAGNOSTIC LAB			9	100%	9
MILLER COUNTY HOSPITAL		9			9
CVS NC2313POCT RALEIGH		7	2	22%	9
KINDRED_AIMS		9			9
MEDEXPRESS URGENT CARE - WILLIAMSPORT		8	1	11%	9
CVS TN7289POCT SIGNAL MOUNTAIN		9			9
CORE OCCUPATIONAL RESOURCES, LLC		5	4	44%	9
DIXITKUMAR N MODI MD PA			9	100%	9
UHEALTH UNIVERSITY OF MIAMI			9	100%	9
ALLIANCE HEALTH AND REHABILITATION CENTER		9			9
VAIL VALLEY MEDICAL CENTER			9	100%	9
MEDEXPRESS URGENT CARE - STAUNTON		5	4	44%	9
MEDERI CARETENDERS VS OF SE FL LLC DBA		8	1	11%	9
GCPM MANUAL MICROBIOLOGY		1	8	89%	9
ENCOMPASS HOME HEALTH OF THE SOUTHEAST LLC		9			9
REMISE OCCUPATIONAL HEALTH SOLUTIONS INC			9	100%	9
MEDEXPRESS URGENT CARE - SWANSEA, N ILLINOIS ST		8	1	11%	9
URGENT TEAM - NASHVILLE		8	1	11%	9
HEALTH AND WELLNESS CENTER		1	8	89%	9
ENCOMPASS HEALTH REHABILITATION HOSPI		9			9
MIDMICHIGAN MEDICAL CENTER			9	100%	9
CVS NC3803POCT MOORESVILLE		8	1	11%	9
FLORIDA HOSPITAL WINTER PARK		7	2	22%	9
CAYUGA COUNTY HEALTH DEPARTMENT		8	1	11%	9

COVID-19: testing by laboratory

Data through May 12, 2021 verified as of May 13, 2021 at 09:25 AM

Data in this report are provisional and subject to change.

The numbers in the table below represent the number of Florida and non-Florida residents for whom test results were received by the Department of Health. A person can be tested by more than one laboratory and can have both positive and negative results. **Therefore, the sum of the numbers in each column will be larger than the total number of people tested.**

Reporting lab	Inconclusive	Negative	Positive	Percent positive	Total
STATEN ISLAND CHAI CARE		8	1	11%	9
ROSECASTLE			9	100%	9
MEDICANA NURSING AND REHAB CENTER			9	100%	9
BAYFRONT HEALTH ST PETERSBURG		8	1	11%	9
MINUTECLINIC # 21110		7	2	22%	9
DEPT OF VA MEDICAL CENTER - RICHMOND		8	1	11%	9
ORLANDO FAMILY PHYSICIANS			9	100%	9
EAST SIDE CLINICAL LABORATORY		7	2	22%	9
DASCENA LABORATORY			8	100%	8
COMPASSION PEDIATRIC URGENT CARE LLC		2	6	75%	8
EMBRY-RIDDLE AERONAUTICAL UNIVERSITY HEALTH			8	100%	8
OHIO DEPARTMENT OF HEALTH			8	100%	8
SEA LEVEL LABS			8	100%	8
SYLVESTER AT PLANTATION LABORATORY		7	1	13%	8
WHITE SANDS OUTPATIENT SERVICES (WSOP SERVICES LLC		8			8
HERNANDO PASCO HOSPICE INC		7	1	13%	8
COMPREHENSIVE CLINICAL RESEARCH, LLC			8	100%	8
DANIEL M LIBBY MD PLLC		8			8
ADVANCED RESEARCH FOR HEALTH IMPROVEMENT		6	2	25%	8
LAKE CONWAY URGENT CARE LLC		2	6	75%	8
CVS IL8747POCT CHICAGO		8			8
DEPARTMENT OF HEALTH- CITRUS COUNTY		1	7	88%	8
ST CHARLES HOSPITAL LABORATORY		8			8
ADVENTHEALTH ORLANDO INTERNATIONAL AIRPORT			8	100%	8
MINUTECLINIC, LLC #05038		8			8
CVS KY4779POCT LOUISVILLE		6	2	25%	8
HEALTHMARK REGIONAL HOSPITAL LAB		4	4	50%	8
LOVELACE MEDICAL CENTER		8			8
MEDEXPRESS URGENT CARE - HOT SPRINGS		8			8
UNIVERSITY OF WASHINGTON MEDICAL CENTER			8	100%	8
SANITAS LAUDERDALE LAKES			8	100%	8
THE WOLFF CENTER FOR CHILD & ADOLESCENT HEALTH			8	100%	8
CVS GA7064POCT STOCKBRIDGE		8			8
BLOOMING GARDENS OF CARE INC		8			8
INTERNAL MEDICINE ASSOCIATES OF JACKSON HOSPITAL			8	100%	8
INTERNAL MEDICINE AND AESTHETICS OF NAPLES LLC		8			8
PM PEDIATRICS OF BAYSIDE PLLC		8			8
CVS NJ715POCT WAYNE		8			8
PHOEBE PUTNEY MEMORIAL HOSPITAL		8			8
The Grand at Rome Nursing and Rehabilitation		8			8
SURGOINSVILLE PHARMACY		8			8
ALACHUA COUNTY HEALTH DEPARTMENT		1	7	88%	8
LAB UNKNOW		6	2	25%	8
MEDEXPRESS URGENT CARE PORT HURON		7	1	13%	8
CVS IN3975POCT JEFFERSONVILLE		5	3	38%	8
HARBORCHASE OF DR PHILLIPS		7	1	13%	8

COVID-19: testing by laboratory

Data through May 12, 2021 verified as of May 13, 2021 at 09:25 AM

Data in this report are provisional and subject to change.

The numbers in the table below represent the number of Florida and non-Florida residents for whom test results were received by the Department of Health. A person can be tested by more than one laboratory and can have both positive and negative results. **Therefore, the sum of the numbers in each column will be larger than the total number of people tested.**

Reporting lab	Inconclusive	Negative	Positive	Percent positive	Total
DOCTOR'S IN-HOUSE LAB/COMMUNITY HEALTH CENTERS OF PINELLAS - CLEARWATE			8	100%	8
PHYSICIANS FOR CHILDREN			8	100%	8
MID-HUDSON VALLEY DIVISION OF WESTCHESTER MEDICAL		8			8
WALGREENS #09475		7	1	13%	8
Charles George VAMC		8			8
CVS PA2582POCT SPRINGFIELD		6	2	25%	8
AFC/DOCTORS EXPRESS NORTH BERGEN		6	2	25%	8
DIAGNOSTIC CLINIC		7	1	13%	8
MARION OAKS ASSISTED LIVING		8			8
CIGNA ONSITE HEALTH LLC		2	6	75%	8
FLORIDA HEART AND VASCULAR MULTISPECIALTY GROUP		8			8
LEWIS COUNTY MANOR		8			8
CVS IN6713POCT BLOOMINGTON		8			8
BENEVA LAKES HEALTHCARE & REHAB CENTER			8	100%	8
CVS ME329POCT PORTLAND		8			8
BEECHTREE MOLECULAR LAB LLC			8	100%	8
PANCARE HEALTH - KATE SMITH ELEMENTARY		1	7	88%	8
MEDEXPRESS URGENT CARE - IRVING		8			8
CVS MD4371POCT OCEAN CITY		8			8
ALL CHILDREN'S HOSPITAL		1	7	88%	8
ATLANTIC CONSOLIDATED LABORATORY		8			8
MEDEXPRESS URGENT CARE - MT LEBANON		5	3	38%	8
MARTHA A PRICE MD PA		3	5	63%	8
JX REF LAB			8	100%	8
MEDEXPRESS URGENT CARE - GLENDALE		8			8
PBC FOUND CARE INC			8	100%	8
MEDEXPRESS URGENT CARE MORGANTOWN		8			8
CAPRONA GROUP HOME		2	6	75%	8
MINUTECLINIC DIAGNOSTIC OF OHIO #7790		6	2	25%	8
GENE STREET LABORATORIES, LLC		6	2	25%	8
CVS MA1022POCT CAMBRIDGE		8			8
MEDEXPRESS URGENT CARE - CLARKSBURG		7	1	13%	8
FHCP-ORANGE CITY			8	100%	8
ROBERT WOOD JOHNSON HOSPITAL		7	1	13%	8
CVS NC7057POCT SHELBY		6	2	25%	8
LEMOYNE COLLEGE WELLNESS CENTER FOR		8			8
MEDEXPRESS URGENT CARE - YORK		5	3	38%	8
EXECUTIVE MEDICAL SERVICES		8			8
MINUTE CLINIC DIAGNOSTIC OF PENNSYLVANIA		8			8
NYU WINTHROP LABORATORY		8			8
FHMG_FM AND IM AVALON PARK		2	6	75%	8
ALLEGRO - TAMPA	1	4	3	38%	8
HUNTINGTON VILLAGE URGENT CARE		8			8
LONGWOOD FAMILY MEDICINE		2	6	75%	8
HACKENSACK UNIV MED CTR-PATHOLOGY DEPT		8			8
LIFE CARE CITRUS COUNTY			8	100%	8

COVID-19: testing by laboratory

Data through May 12, 2021 verified as of May 13, 2021 at 09:25 AM

Data in this report are provisional and subject to change.

The numbers in the table below represent the number of Florida and non-Florida residents for whom test results were received by the Department of Health. A person can be tested by more than one laboratory and can have both positive and negative results. **Therefore, the sum of the numbers in each column will be larger than the total number of people tested.**

Reporting lab	Inconclusive	Negative	Positive	Percent positive	Total
CLAY PRIMARY & FAMILY CARE LLC			8	100%	8
Nashville Central Laboratory		8			8
MEDEXPRESS URGENT CARE MURRYSVILLE		6	2	25%	8
PROVIDENCE LABORATORY SERVICES		8			8
MINUTECLINIC DIAGNOSTIC OF VIRGINIA, LLC #1980		6	2	25%	8
X-GENE MOLECULAR LABS		1	7	88%	8
EP LTC PHARMACY		6	2	25%	8
CVS OH3458POCT BEAVERCREEK		8			8
CVS IN6551POCT MOORESVILLE		7	1	13%	8
WELLIGENT		1	7	88%	8
DOCTOR'S IN HOUSE LAB			8	100%	8
OSWEGO HOSPITAL LABORATORY		7	1	13%	8
CVS MO8556POCT KANSAS CITY		7	1	13%	8
MEDEXPRESS URGENT CARE - TARENTUM		6	2	25%	8
TRUE HEALTH		5	3	38%	8
CHIEFLAND MEDICAL CENTER		1	7	88%	8
HOLY NAME MEDICAL CENTER	1	6	1	13%	8
GEISINGER MEDICAL CENTER		2	6	75%	8
SUNSHINE STATE DIALYSIS			8	100%	8
PIEDMONT HENRY HOSPITAL, INC		8			8
APEX HOME HEALTH CARE		7	1	13%	8
CVS CA9721POCT ARCADIA		8			8
MINUTE-CLINIC DIAGNOSTIC OF VIRGINIA, LLC #3949		8			8
SOMA MEDICAL CENTER PA #3 GREENACRES			8	100%	8
Robert Wood Johnson University Hospital		6	2	25%	8
MEDEXPRESS URGENT CARE - MIDLOTHIAN		7	1	13%	8
MEDEXPRESS URGENT CARE-PASADENA		8			8
NEOGENOMICS LABORATORIES, INC		8			8
KIS URGENT CARE			8	100%	8
VENICE REGIONAL MEDICAL CENTER			8	100%	8
GULF COAST PEDIATRICS OF SARASOTA PA		1	7	88%	8
CVS SC2250POCT COLUMBIA		8			8
CVS HEALTH, #1994		6	2	25%	8
PUTNAM COUNTY EMERGENCY RESCUE SERVICE		5	3	38%	8
SARAH LAWRENCE COLLEGE HEALTH SERVICES		8			8
VENTURA HEALTH AND REHABILITATION CENTER		7	1	13%	8
ALLINA HEALTH - ABBOTT NORTHWESTERN HOSPITAL		5	3	38%	8
ST. JOSEPH HOSPITAL AND HEALTH CARE INC.			8	100%	8
TERENCE B MITCHELL MD, INC		4	4	50%	8
DO THAN PEDIATRIC CLINIC			8	100%	8
CONSULATE HEALTH CARE		7	1	13%	8
ORMOND BEACH CENTRA CARE			8	100%	8
PAUL GRECO MD CONCIERGE MEDICAL SERVICES PL		8			8
MEDEXPRESS URGENT CARE, BUTLER		5	3	38%	8
CVS NJ836POCT RUNNEMEDE		8			8
CARE ATC - CITY OF BOYNTON BEACH	1	2	5	63%	8

COVID-19: testing by laboratory

Data through May 12, 2021 verified as of May 13, 2021 at 09:25 AM

Data in this report are provisional and subject to change.

The numbers in the table below represent the number of Florida and non-Florida residents for whom test results were received by the Department of Health. A person can be tested by more than one laboratory and can have both positive and negative results. **Therefore, the sum of the numbers in each column will be larger than the total number of people tested.**

Reporting lab	Inconclusive	Negative	Positive	Percent positive	Total
CVS OH2543POCT CANFIELD		5	3	38%	8
SLOPESIDE LABS AND TESTING, LLC - THE HIDEOUT AT BUTTERMILK MOUNTAIN		8			8
PARTNERS PHARMACY OF FLORIDA LLC		8			8
Baptist Village Retirement Communities		8			8
CVS NV9841POCT RENO		4	4	50%	8
CVS TX8387POCT AUSTIN		8			8
Enterprise Health and Rehabilitation Center		8			8
FOUNTAINVIEW BY FIVE STAR QUALITY CARE		7	1	13%	8
DOH JACKSONVILLE CENTRAL LABORATORY		3	5	63%	8
CVS PA1074POCT KENNETT SQUARE		7	1	13%	8
WALGREENS #09304		6	2	25%	8
NORTHEAST ALABAMA REGIONAL MEDICAL CENTER		5	3	38%	8
FLORIDA DEPARTMENT OF HEALTH IN SARASOTA COUNTY		7	1	13%	8
AIRCARE INTERNATIONAL		7	1	13%	8
CVS MD1881POCT DUNKIRK		8			8
MONROE URGENT CARE		7	1	13%	8
LAKE PEDIATRICS			8	100%	8
MEDEXPRESS URGENT CARE - STATE COLLEGE		6	2	25%	8
COMPASSION PEDIATRICS		3	5	63%	8
NOVADIX		2	6	75%	8
MINUTECLINIC, LLC #1796		7	1	13%	8
NORTHSIDE GWINNETT HOSPITAL		7	1	13%	8
NORTHERN DUTCHESS HOSPITAL LABORATORY		6	2	25%	8
DR. PHILLIPS MEDICAL WELLNESS CENTER		4	4	50%	8
CVS CA9103POCT ESCONDIDO		8			8
MINUTE-CLINIC DIAGNOSTIC OF VIRGINIA, LLC #794		7	1	13%	8
ST CLOUD PHYSICIAN MANAGMENT LLC		7	1	13%	8
CVS CT718POCT ANSONIA		8			8
GENEUS DIAGNOSTICS			8	100%	8
CAREPOINT CLINIC		5	3	38%	8
DORAL URGENT CARE			8	100%	8
CVS NC6402POCT DAVIDSON		5	3	38%	8
WYOMING COUNTY COMMUNITY HOSPITAL LABORATORY		8			8
MAGNOLIA PEDIATRICS GROUP LLC			8	100%	8
MEDEXPRESS URGENT CARE - CULPEPER		8			8
CENTREX CLINICAL LABS INC		8			8
BARTON PARKER OD PC		8			8
VERMONT DEPARTMENT OF HEALTH		1	7	88%	8
MINUTE CLINIC DIAGNOSTIC OF MICHIGAN PC		8			8
THE READING HOSPITAL & MEDICAL CENTER			8	100%	8
PALM BEACH COUNTY HEALTH DEPARTMENT LABORATORY			8	100%	8
INVESCLINIC US, LLC		8			8
MINUTECLINIC, LLC #03965		8			8
MINUTECLINIC DIAG OF IND, LLC #10190		7	1	13%	8
BIOTECH PHARMACEUTICAL GROUP LLC			8	100%	8
BAPTIST OUTPATIENT			8	100%	8

COVID-19: testing by laboratory

Data through May 12, 2021 verified as of May 13, 2021 at 09:25 AM

Data in this report are provisional and subject to change.

The numbers in the table below represent the number of Florida and non-Florida residents for whom test results were received by the Department of Health. A person can be tested by more than one laboratory and can have both positive and negative results. **Therefore, the sum of the numbers in each column will be larger than the total number of people tested.**

Reporting lab	Inconclusive	Negative	Positive	Percent positive	Total
URGENT TEAM - MUSCLE SHOALS		8			8
MINUTECLINIC, LLC #1452		8			8
TRUSTBRIDGE			8	100%	8
CVS MA507POCT LEOMINSTER		6	2	25%	8
Florida Clinical Laboratory		1	7	88%	8
MEDEXPRESS - WILMINGTON CONCORD PIKE		7	1	13%	8
NORTHDALE REHABILITATION CENTER			8	100%	8
GOLISANO CHILDREN'S HOSPITAL OF SOUTHWEST FLORIDA		6	2	25%	8
TERRACINA LLC		2	6	75%	8
PUTNAM COUNTY PUBLIC HEALTH UNIT		5	2	29%	7
NEW YORK PHYSICIANS LLP		7			7
DOCTORS CLINICAL LABORATORY, INC		5	2	29%	7
IRL MARKET LAB			7	100%	7
IAN C BOYKIN MD		4	3	43%	7
MINUTECLINIC OF NEVADA-2955 S FT APACH		7			7
MINUTECLINIC DIAG OF IND, LLC #6648		5	2	29%	7
CVS NM8918POCT ALBUQUERQUE		7			7
CVS PA813POCT RICHBORO		7			7
ADVENTHEALTH CELEBRATION EMPLOYEE CLINIC		7			7
HEALTH CARE LABORATORY SERVICES		1	6	86%	7
USCG SECTOR ST PETE		3	4	57%	7
WALGREENS #10264		7			7
PURECARE PHARMACY		6	1	14%	7
MINUTECLINIC DIAGNOSTIC OF OHIO #6147		6	1	14%	7
FLORIDA ADDICTION AND RECOVERY CENTER INC		7			7
MEDEXPRESS URGENT CARE - BLUEFIELD		6	1	14%	7
SOUTHEAST GEORGIA HEALTH SERVICES, LLC		7			7
MINUTECLINIC DIAG OF IND LLC #6998		6	1	14%	7
EASTSIDE MEDICAL CENTER		6	1	14%	7
LEE COUNTY HEALTH DEPARTMENT		4	3	43%	7
RIVER OAKS TREATMENT CENTER			7	100%	7
DALLAS COUNTY HEALTH AND HUMAN SERVICES			7	100%	7
KEYSTONE PLACE AT NAPLES PRESERVE		4	3	43%	7
AVON PARK PEDIATRICS			7	100%	7
GRACE REHABILITATION CENTER OF VERO BEACH		4	3	43%	7
MEDEXPRESS URGENT CARE-NESHANNOCK TWP		6	1	14%	7
HOLY GARDEN ALF, INC.		7			7
FLORIDA DIGESTIVE AND LIVER SPECIALIST		7			7
MINUTECLINIC DIAGNOSTIC OF VIRGINIA, LLC		7			7
CARENOW URGENT CARE-MADISON		7			7
CVS SC5479POCT INDIAN LAND		6	1	14%	7
SHEEPSHEAD BAY URGENT CARE		7			7
PANCARE HEALTH - HOSFORD SCHOOL			7	100%	7
COMPLETE FAMILY CARE, LLC/UNIVERSITY OF SAINT MARY		7			7
ABBAY MANOR RETIREMENT RESIDENCE INC		7			7
CVS OH3080POCT HUBER HEIGHTS		6	1	14%	7

COVID-19: testing by laboratory

Data through May 12, 2021 verified as of May 13, 2021 at 09:25 AM

Data in this report are provisional and subject to change.

The numbers in the table below represent the number of Florida and non-Florida residents for whom test results were received by the Department of Health. A person can be tested by more than one laboratory and can have both positive and negative results. **Therefore, the sum of the numbers in each column will be larger than the total number of people tested.**

Reporting lab	Inconclusive	Negative	Positive	Percent positive	Total
YAZJI PEDIATRIC CARE LLC DBA TUKA PEDIATRICS			7	100%	7
BLACK STALLION WALK IN AND EXERCISE CLINICS LLC		4	3	43%	7
NORTHSIDE HOSPITAL- CHEROKEE		5	2	29%	7
COMMUNITY HEALTH CENTERS OF PINELLAS, INC		4	3	43%	7
COVID TESTING LLC			7	100%	7
ADVENT HEALTH APOPKA		3	4	57%	7
MEDEXPRESS URGENT CARE - EWING		7			7
MINUTECLINIC DIAGNOSTIC OF NEVADA-9586		6	1	14%	7
MEDEXPRESS URGENT CARE-SCOTT TOWNSHIP		6	1	14%	7
FLORIDA PREMIER MEDICAL CARE PA			7	100%	7
DOTHAN WEST FAMILY MEDICINE		5	2	29%	7
LEVY COUNTY SHERRIF'S DEPT			7	100%	7
FLORIDA SCHOOL FOR THE DEAF AND THE BLIND			7	100%	7
Bon Secours Place		6	1	14%	7
FRESENIUS KIDNEY CARE FORT WALTON BEACH			7	100%	7
MINUTECLINIC DIAGNOSTIC OF KANSAS PA		7			7
MINUTECLINIC, LLC (CLINIC 10928)		7			7
CVS SC4382POCT SPARTANBURG		7			7
Consulate Health Care at West Altamonte			7	100%	7
BRADENTON PHYSICIANS MEDICAL CENTER			7	100%	7
MCR HEALTH LAWTON CHILES ADMINISTRATION STE A		1	6	86%	7
FLORIDA HOSPITAL APOPKA		6	1	14%	7
CVS IN8669POCT INDIANAPOLIS		6	1	14%	7
Thermopolis Rehabilitation Wellness		7			7
ADVENTHEALTH MEDICAL GROUP INTERNAL MEDICINE AT		2	5	71%	7
CVS TX1104POCT ALLEN		6	1	14%	7
MD NOW MEDICAL CENTER			7	100%	7
BOONE DRUG & HEALTHCARE AT DEERFIELD			7	100%	7
PERSONAL PHYSICIAN CARE PA			7	100%	7
GREENVILLE MEMORIAL HOSPITAL LAB			7	100%	7
SUPERIOR RESIDENCES AT CALA HILLS		7			7
CVS MA299POCT WORCESTER		7			7
LEPE'S HOUSE			7	100%	7
FLORIDA HOSPITAL KISSIMMEE		4	3	43%	7
DEVANSH LAB WERKS		1	6	86%	7
Lenox on the Lake			7	100%	7
FAMILY MEDICINE MEDICAL DRIVE		7			7
JUPITER ISLAND PUBLIC SAFETY		5	2	29%	7
OCALA FAMILY MEDICAL CENTER		7			7
WATAUGA MEDICAL CENTER		4	3	43%	7
ECLRS		2	5	71%	7
VICTORIAN MANOR		2	5	71%	7
MEDEXPRESS URGENT CARE-DUBOIS		7			7
YORK HOSPITAL: MICROBIOLOGY			7	100%	7
CVS PA5241POCT CHALFONT		7			7
GENTRY PARK ORLANDO ASSISTED LIVING		6	1	14%	7

COVID-19: testing by laboratory

Data through May 12, 2021 verified as of May 13, 2021 at 09:25 AM

Data in this report are provisional and subject to change.

The numbers in the table below represent the number of Florida and non-Florida residents for whom test results were received by the Department of Health. A person can be tested by more than one laboratory and can have both positive and negative results. **Therefore, the sum of the numbers in each column will be larger than the total number of people tested.**

Reporting lab	Inconclusive	Negative	Positive	Percent positive	Total
WILDLIGHT LAB			7	100%	7
DIXIE COUNTY EMERGENCY SERVICES		1	6	86%	7
Edward Hines, Jr. VA Hospital		6	1	14%	7
MEDEXPRESS URGENT CARE - LOGAN		7			7
CAMELLIA AT DEERWOOD		2	5	71%	7
CARESOUTH HHA HOLDINGS OF TALLAHASSEE LLC		7			7
QUE		4	3	43%	7
BAYCARE MEDICAL GROUP, INC		6	1	14%	7
NORTHSIDE MEDICAL CENTER		7			7
CVS NJ837POCT MARLTON		7			7
CVS PA1296POCT DREXEL HILL		5	2	29%	7
BETH ISRAEL DEACONESS MEDICAL CENTER			7	100%	7
NON-US			7	100%	7
PRIMBIO RESEARCH INSTITUTE LLC		7			7
GAINESVILLE PEDIATRIC ASSOCIATES		1	6	86%	7
WALGREENS #03287		7			7
MEDEXPRESS URGENT CARE-MUNCIE		7			7
EXPICARE NURSING AGENCY, INC		5	2	29%	7
SANFORD MOBILE LAB		1	6	86%	7
MINUTECLINIC DIAGNOSTICS OF IND LLC		4	3	43%	7
NELSON BIOLOGICAL			7	100%	7
CVS OH2518POCT COLUMBUS		6	1	14%	7
PEDIATRICS OF CENTRAL FLORIDA		5	2	29%	7
SIMPLE LABORATORIES LLC		7			7
NU WAVE MEDICAL CENTER			7	100%	7
ST. LUCIE COUNTY HEALTH DEPARTMENT		5	2	29%	7
CVS TX8322POCT AUSTIN		7			7
LYNMOORE,THE		7			7
WALGREENS #07589		6	1	14%	7
Hiawatha Care Center		7			7
CVS OH6123POCT CINCINNATI		5	2	29%	7
EL PARAISO HOME INC		7			7
CRESTWOOD MEDICAL CENTER		5	2	29%	7
MINUTECLINIC DIAGNOSTIC OF KENTUCKY		7			7
HAPPY KIDZ PEDIATRICS PL		6	1	14%	7
NORTH FLORIDA MEDICAL CENTERS INC		1	6	86%	7
OPTUM PRIMARY CARE - FOUNTAIN OAKS		3	4	57%	7
CVS CA8850POCT HUNTINGTON BEACH		6	1	14%	7
FLORIDA CANCER SPECIALISTS & RESEARCH INSTITUTE		6	1	14%	7
BALTIMORE CITY HEALTH DEPT COMMUNICABLE DISEASES AND EPIDEMIOLOGY			7	100%	7
MINUTECLINIC DIAG OF IND LLC #1138		6	1	14%	7
MEDEXPRESS URGENT CARE - HOLLINS		7			7
KANSAS DEPARTMENT OF HEALTH		2	5	71%	7
TIFT REGIONAL HLTH SYSTEM, INC DBA SOU		7			7
PARADISE VILLA ALF INCORPORATED		7			7
PENN MEDICINE PRINCETON MEDICAL CENTER		6	1	14%	7

COVID-19: testing by laboratory

Data through May 12, 2021 verified as of May 13, 2021 at 09:25 AM

Data in this report are provisional and subject to change.

The numbers in the table below represent the number of Florida and non-Florida residents for whom test results were received by the Department of Health. A person can be tested by more than one laboratory and can have both positive and negative results. **Therefore, the sum of the numbers in each column will be larger than the total number of people tested.**

Reporting lab	Inconclusive	Negative	Positive	Percent positive	Total
GALLUP INDIAN MEDICAL CENTER		7			7
Parkside Villa		7			7
HELIX MEDICAL CENTERS		1	6	86%	7
BOYKIN		7			7
MIAMI BEACH COMMUNITY HEALTH CENTER INC			7	100%	7
MINUTECLINIC DIAG OF IND, LLC #6910		7			7
DOCTORS HOSPITAL OF AUGUSTA		7			7
MINUTECLINIC MINUTECLINIC #921		6	1	14%	7
LAKE CITY CORRECTIONAL FACILITY			7	100%	7
DEPARTMENT OF HEALTH AND HUMAN SERVICES STATE OF NEW HAMPSHIRE			7	100%	7
CVS GA5622POCT DALLAS		5	2	29%	7
DELAWARE DEPARTMENT OF HEATH		6	1	14%	7
DIAGNOSTIC & MEDICAL SPECIALISTS OF GREENWICH		5	2	29%	7
GRACE WELLNESS CENTER LLC		6	1	14%	7
MINUTECLINIC DIAGNOSTIC OF OHIO #2964		7			7
HEARTLAND PEDIATRICS OF LAKE PLACID			7	100%	7
CVS AZ9210POCT SCOTTSDALE		7			7
WOMENS CARE FLORIDA LLC		5	2	29%	7
SOUTHEAST GEORGIA HEALTH SYSTEM, INC D		7			7
CVS PA2687POCT EXTON		7			7
MEDEXPRESS URGENT CARE, CHAMBERSBURG		6	1	14%	7
PENINSULA CARE AND REHABILITATION CENTER			7	100%	7
TESTD			7	100%	7
BROOKDALE LAKE ORIENTA			7	100%	7
NEMOURS CHILDREN'S HOSPITAL			7	100%	7
ST CHARLES BEND LABORATORY		6	1	14%	7
CVS TN4624POCT KNOXVILLE		6	1	14%	7
CARENOW URGENT CARE-SOUTHLAKE			7	100%	7
CVS TX4397POCT CYPRESS		7			7
OCALA REGIONAL KIDNEY CENTER EAST		2	5	71%	7
KENDALL REGIONAL MEDICAL CNTR			7	100%	7
DOCTOR'S IN-HOUSE LAB/COMMUNITY HEALTH CENTERS OF PINELLAS -PINELLAS P			7	100%	7
LAWTON CHILES HEALTH CENTER		1	6	86%	7
WEXFORD HEALTH SOURCES INC		7			7
CVS TN7698POCT KNOXVILLE		7			7
INDIANA STATE DEPARTMENT OF HEALTH LABORATORIES			7	100%	7
GUTHRIE CORNING HOSPITAL LABORATORY		7			7
NEMOURS CHILDRENS, LAKE NONA			7	100%	7
SOUTHERN CORRECTIONAL MEDICINE LLC		7			7
APC PEDIATRICS			7	100%	7
ENTRUST IMMEDIATE CARE			7	100%	7
Rutgers Health Rwj University Hospital - Laboratory		4	3	43%	7
SOUTH COM HEALTH CLINIC, DEPT. OF THE ARMY		7			7
CVS IN6654POCT INDIANAPOLIS		6	1	14%	7
NYU WINTHROP HOSPITAL PATHOLOGY		7			7
MINUTE CLINIC LLC #1831		7			7

COVID-19: testing by laboratory

Data through May 12, 2021 verified as of May 13, 2021 at 09:25 AM

Data in this report are provisional and subject to change.

The numbers in the table below represent the number of Florida and non-Florida residents for whom test results were received by the Department of Health. A person can be tested by more than one laboratory and can have both positive and negative results. **Therefore, the sum of the numbers in each column will be larger than the total number of people tested.**

Reporting lab	Inconclusive	Negative	Positive	Percent positive	Total
CVS NC5532POCT SUMMERFIELD		7			7
PEDIATRICS URGENT CARE, LLC			7	100%	7
THE PALMS REHABILITATION AND HEALTHCARE CENTER		5	2	29%	7
PALM GARDEN OF SUN CITY			7	100%	7
Ocoee Health Care Center		7			7
LIZS ADULT CARE		7			7
LOUISIANA DEPT OF HEALTH			7	100%	7
BELL-MINOR HOME		7			7
TREASURE COAST INFECTIOUS DISEASE CONSULTANTS		4	3	43%	7
MEDEXPRESS - COLLINSVILLE BELT LINE		5	2	29%	7
SCHOOL OF PHARMACY AND PHARMACEUTICAL		7			7
LAKE NONA PEDIATRICS IN ASSOCIATION WITH NEMOURS		5	2	29%	7
MANATEE PEDIATRICS			7	100%	7
CVS MA1852POCT MEDWAY		7			7
BROWNE MEDICAL LLC		5	2	29%	7
EASTERN FLORIDA STATE COLLEGE - PALM BAY CAMPUS			7	100%	7
NOVANT HEALTH INPATIENT CARE		2	5	71%	7
MAXHEALTH		5	2	29%	7
TRUE HEALTH DIAGNOSTICS		1	6	86%	7
CVS NC3853POCT BURLINGTON		5	2	29%	7
FLORIDA DEPARTMENT OF HEALTH IN MIAMI DADE COUNTY		5	2	29%	7
WELLMED AT FORT PIERCE		4	2	33%	6
MEDEXPRESS URGENT CARE - FREDERICK		6			6
ELITE MEDICAL CENTER		1	5	83%	6
UT MEMPHIS UNIVERSITY HEALTH SERVICES			6	100%	6
MEDEXPRESS URGENT CARE - HUNTINGTON WE		6			6
BROWARD COUNTY HEALTH DEPT.			6	100%	6
CITIZENS BAPTIST MEDICAL CENTERS LAB		5	1	17%	6
MINUTECLINIC DIAGNOSTIC OF WISCONSIN, LLC		5	1	17%	6
ADVENTHEALTH CAR CENTER APOPKA			6	100%	6
MAXCARE CLINIC			6	100%	6
SOUTHEASTERN DERMATOLOGY GROUP PA		5	1	17%	6
BROOKDALE CLERMONT			6	100%	6
CVS PA10034POCT PITTSBURGH		6			6
CVS MD1515POCT LEONARDTOWN		4	2	33%	6
FAMILY CARE MEDICAL CENTER			6	100%	6
CVS MO10053POCT SAINT PETERS		6			6
PLEASANTVILLE OF SEBASTIAN LLC			6	100%	6
RANDOLPH COUNTY HEALTH & REHABILITATIO		6			6
ADVANCED URGENT CARE OF MARATHON		1	5	83%	6
IVY ROSEN MD PLLC		6			6
SAINT PETER'S UNIVERSITY HOSPITAL		6			6
CONCENTRA			6	100%	6
DISCOVERY VILLAGE AT DEERWOOD			6	100%	6
POWERS PEDIATRICS			6	100%	6
TAMPA FAMILY HEALTH CENTER		1	5	83%	6

COVID-19: testing by laboratory

Data through May 12, 2021 verified as of May 13, 2021 at 09:25 AM

Data in this report are provisional and subject to change.

The numbers in the table below represent the number of Florida and non-Florida residents for whom test results were received by the Department of Health. A person can be tested by more than one laboratory and can have both positive and negative results. **Therefore, the sum of the numbers in each column will be larger than the total number of people tested.**

Reporting lab	Inconclusive	Negative	Positive	Percent positive	Total
APALACHEE CENTER INC		4	2	33%	6
ADVENTHEALTH MEDICALGROUP PEDIATRICS AT ORLANDO		6			6
CVS TX2263POCT SAN ANTONIO		6			6
Kroger 673 - The Little Clinic Dallas		5	1	17%	6
CDRX INFUSION			6	100%	6
VALSPAR CHAMPIONSHIP		6			6
FLORIDA WOMAN CARE LABORATORY			6	100%	6
CVS CA9963POCT SAN DIEGO		6			6
QUATRACOR PLLC		6			6
ST LUKES HOSPITAL LABORATORY		2	4	67%	6
MEDEXPRESS URGENT CARE - WAXAHACHIE, N HIGHWAY 77		4	2	33%	6
MEDEXPRESS - NEWARK		6			6
CVS NE8615POCT LINCOLN		5	1	17%	6
HELIX KH UC		1	5	83%	6
Mitchell Hollingsworth Nursing and Rehab		6			6
CVS OH10893POCT PARMA		3	3	50%	6
CVS MA2172POCT NORTH GRAFTON		6			6
CVS SC5550POCT CLOVER		5	1	17%	6
MEDICAL CENTER AT OCEAN REEF		1	5	83%	6
CVS CT750POCT ENFIELD		6			6
AMERICAN HEALTH ASSOC. LABORATORY SOUTH		4	2	33%	6
CVS IL5797POCT CAROL STREAM		6			6
PHYSICIANS URGENT CARE BERRY FARMS		4	2	33%	6
FIRST COAST CARDIOVASCULAR INSTITUTE PA			6	100%	6
MEDEXPRESS URGENT CARE - EAST BRUNSWICK		6			6
MIZELL MEMORIAL HOSPITAL			6	100%	6
CVS NJ2815POCT E BRUNSWICK		4	2	33%	6
Madison Health & Rehabilitation		6			6
DAVISON HEALTH CENTER WESLEYAN UNIVERS		6			6
CELAL GUROL ERBAY, MD			6	100%	6
GENTLE MEDICINE ASSOCIATES / DR. REGINE BATAILLE		6			6
ARLINGTON OF NAPLES		6			6
JOSEF SCHENKER, MD, PC		6			6
CVS IN6572POCT INDIANAPOLIS		6			6
ADVENT HEALTH - TUSKAWILLA		4	2	33%	6
MEDEXPRESS URGENT CARE - LEDGEWOOD		5	1	17%	6
CAPITAL HEALTH PLAN LABORATORIES			6	100%	6
PATHGROUP LABS, LLC		4	2	33%	6
AMERICAN EAGLE LEESBURG AL LLC DBA VISTA LAKE			6	100%	6
UPMC HEALTH SYSTEM		4	2	33%	6
BROWARD TRANSITIONAL CENTER			6	100%	6
LRHS Southeastern University		4	2	33%	6
MEDEXPRESS URGENT CARE - VINELAND S MA		6			6
CVS MA1095POCT AMHERST		5	1	17%	6
CVS IN5696POCT FORT WAYNE		6			6
SANTOS REHABILITATION CENTER INC			6	100%	6

COVID-19: testing by laboratory

Data through May 12, 2021 verified as of May 13, 2021 at 09:25 AM

Data in this report are provisional and subject to change.

The numbers in the table below represent the number of Florida and non-Florida residents for whom test results were received by the Department of Health. A person can be tested by more than one laboratory and can have both positive and negative results. **Therefore, the sum of the numbers in each column will be larger than the total number of people tested.**

Reporting lab	Inconclusive	Negative	Positive	Percent positive	Total
LOS ALAMOS NATIONAL LABORATORY		6			6
MEDEXPRESS URGENT CARE-HERSHEY		5	1	17%	6
CHILDREN'S HOSPITAL OF PHILADELPHIA		5	1	17%	6
MARSHALL MEDICAL CENTER SOUTH LAB		5	1	17%	6
SALINE CARE NURSING & REHABILITATION CENTER		6			6
MERCY COLLEGE HEALTH OFFICE		6			6
RHEA MEDICAL CENTER		6			6
FLORIDA MEDICAL SPECIALISTS		2	4	67%	6
CAREMOUNT MEDICAL PC		6			6
LUMADOC HEALTH		4	2	33%	6
MINUTECLINIC, LLC #07852		5	1	17%	6
WALGREENS # 04440		5	1	17%	6
COVID RAPID LABS		1	5	83%	6
MEDEXPRESS URGENT CARE - KOKOMO		6			6
PRINCETON BMC LABORATORY		6			6
FAMILY TREE PRIMARY CARE		5	1	17%	6
ORLANDO HEALTH PHYSICIAN GROUP			6	100%	6
WIREGRASS MEDICAL CENTER			6	100%	6
CVS TX10140POCT THE WOODLANDS		5	1	17%	6
DELAWARE PUBLIC HEALTH LABORATORY		2	4	67%	6
SOUTHERN OCEAN MEDICAL CENTER		6			6
MINUTECLINIC, DIAGNOSTIC OF TEXAS, LLC		6			6
ASCENSION ST VINCENT'S CLAY COUNTY			6	100%	6
CVS TN6414POCT SMYRNA		4	2	33%	6
ST BARNABAS HOSPITAL		6			6
ARC POINT LABS OF AUSTIN NORTH			6	100%	6
UNILAB OF DADE INC			6	100%	6
CENTRAL FLORIDA PRIMARY CARE			6	100%	6
PARADIGM LABORATORIES			6	100%	6
HILLSBOROUGH COUNTY HEALTH DEPARTMENT			6	100%	6
Oakwood - North Baldwins Center for Living		6			6
NORTH FLORIDA PEDIATRICS JASPER			6	100%	6
QUALITY MEDICAL CARE			6	100%	6
XPRESS URGENT CARE LLC		6			6
VIERA PEDIATRICS		1	5	83%	6
GOPATH LABORATORIES			6	100%	6
CVS TX7821POCT LEAGUE CITY		6			6
CVS SC4122POCT TAYLORS		6			6
PEACE OF MIND REHAB CENTER		6			6
MEDEXPRESS URGENT CARE-PITTSFIELD		6			6
CVS IL8750POCT CHICAGO		4	2	33%	6
AMERICAN MEDICAL RESPONSE - DENVER		3	3	50%	6
Advanced Care Center			6	100%	6
ANTHONY-BROWN PHARMACY		6			6
CVS OK6225POCT EDMOND		6			6
PALM HARBOR DERMATOLOGY		4	2	33%	6

COVID-19: testing by laboratory

Data through May 12, 2021 verified as of May 13, 2021 at 09:25 AM

Data in this report are provisional and subject to change.

The numbers in the table below represent the number of Florida and non-Florida residents for whom test results were received by the Department of Health. A person can be tested by more than one laboratory and can have both positive and negative results. **Therefore, the sum of the numbers in each column will be larger than the total number of people tested.**

Reporting lab	Inconclusive	Negative	Positive	Percent positive	Total
UT SOUTHWESTERN MEDICAL CENTER			6	100%	6
Army Residence Community		5	1	17%	6
JERSEY SHORE MEDICAL CENTER		6			6
MEDEXPRESS URGENT CARE - MBURG COMMONS		5	1	17%	6
WAKEMED		1	5	83%	6
CVS MA957POCT WEST SPRINGFIELD		6			6
The Oaks of Clearwater		6			6
UNIVERISTY OF MIAMI			6	100%	6
MERCY URGENT CARE			6	100%	6
SIGNATURE URGENT CARE			6	100%	6
CVS MA2401POCT MARSHFIELD		5	1	17%	6
FLEET LANDING			6	100%	6
MINUTECLINIC DIAGNOSTIC OF TN PC #442		4	2	33%	6
CVS OH3393POCT AURORA		5	1	17%	6
HEARTLAND HOME HEALTH CARE		6			6
BAYCARE ALLIANT HOSPITAL			6	100%	6
RAPID MEDLAB (004MO)		5	1	17%	6
COMPUNET CLINICAL LAB			6	100%	6
MOUNT SINAI BROOKLYN LABORATORY		5	1	17%	6
PROGRESS PHARMACY INC		1	5	83%	6
ADVENT HEALTH MEDICAL GROUP		5	1	17%	6
Englewood Health Care Center		6			6
GENEVA GENERAL HOSPITAL LABORATORY		4	2	33%	6
MEDEXPRESS URGENT CARE - SUMMERSVILLE, WEBSTER RD		6			6
CVS NV2928POCT LAS VEGAS		6			6
PRINCIPLE HOSPICE SERVICE, LLC		1	5	83%	6
PUBLIC HEALTH LAB		6			6
CVS IL1170POCT JOLIET		6			6
CAREWELL 301 - WARWICK			6	100%	6
MEDEXPRESS URGENT CARE - PRINCETON		5	1	17%	6
MEDEXPRESS URGENT CARE - WEIRTON		6			6
CVS MINUTE CLINIC DIAGNOSTIC OF TEXAS		5	1	17%	6
RURAL HEALTH CARE INC			6	100%	6
MORRIS HALL/ST JOSEPH NURSING CENTER		6			6
ELITE MD GROUP INC		2	4	67%	6
MIAMI RESCUE MISSION CLINIC INC			6	100%	6
LAKEVIEW TERRACE HOME HEALTH SERVICES LLC			6	100%	6
VILLAGES HEALTH, THE		4	2	33%	6
LPG COCONUT POINT - FAMILY/ INTERNAL MEDICINE		6			6
OURMED		5	1	17%	6
Kennedy University Hospital		5	1	17%	6
MINUTECLINIC LLC #5041		2	4	67%	6
Northport VAMC		6			6
HOLLY HILL HOME INFUSION SERVICE		5	1	17%	6
TEXAS MEDCLINIC			6	100%	6
MINUTECLINIC LLC (2335)		5	1	17%	6

COVID-19: testing by laboratory

Data through May 12, 2021 verified as of May 13, 2021 at 09:25 AM

Data in this report are provisional and subject to change.

The numbers in the table below represent the number of Florida and non-Florida residents for whom test results were received by the Department of Health. A person can be tested by more than one laboratory and can have both positive and negative results. **Therefore, the sum of the numbers in each column will be larger than the total number of people tested.**

Reporting lab	Inconclusive	Negative	Positive	Percent positive	Total
MINUTECLINIC DIAG OF IND LLC #6840		6			6
MINUTECLINIC, LLC #07876		5	1	17%	6
OCHSNER MEDICAL CENTER			6	100%	6
CVS M05655POCT LIBERTY		3	3	50%	6
WG WINDSOR WOODS SH LLC		6			6
CVS CA9823POCT SACRAMENTO		6			6
CVS MI8049POCT WATERFORD		5	1	17%	6
PREMIER FAMILY HEALTH PA			6	100%	6
OVIEDO CHILDRENS HEALTH CENTER LLC		1	5	83%	6
ALL4KIDZ PEDIATRICS LLC		3	3	50%	6
CVS MA1845POCT WILMINGTON		5	1	17%	6
DEPARTMENT OF HEALTH AND HUMAN SERVICES DIVISION OF BEHAVIORAL HEALTH		1	5	83%	6
CVS MINUTE CLINIC DIAGNOSTIC MED GRP OF CAL		5	1	17%	6
FLORIDA MEDICAL CLINIC -INTERNAL MED DADE CITY			6	100%	6
QUENTIN N BURDICK MEMORIAL HEALTH CARE		6			6
KIDS CORNER PEDIATRICS PLLC		5	1	17%	6
BETHESDA COMMUNITY HEALTH CENTER			6	100%	6
PR HEALTH		1	5	83%	6
CLINICAL CARE ASSOCIATES			6	100%	6
MINUTECLINIC MINUTECLINIC #3665		6			6
THE WINDSOR OF OCALA		2	4	67%	6
CVS PA1379POCT LANSDALE		5	1	17%	6
UW MEDICINE VIROLOGY LAB			6	100%	6
CLINICAL ASSOCIATES OF ORLANDO LLC		6			6
TULLAHOMA HMA, LLC		5	1	17%	6
DOCTORS OFFICE OF NEW JERSEY		6			6
UF HEALTH PATHOLOGY LABORATORIES			6	100%	6
ALLEGRO FLEMING ISLAND		1	5	83%	6
REDMED OF CROSSTOWN		3	3	50%	6
MINUTECLINIC, LLC #1431		5	1	17%	6
FLORIDA DEPARTMENT OF HEALTH SEMINOLE COUNTY		1	5	83%	6
FIFTH AVENUE PEDIATRICS		3	3	50%	6
CVS TX7825POCT FRISCO		5	1	17%	6
Wilkes-Barre VAMC		6			6
CVS NATIONAL HARBOR MD2297714CV		6			6
CVS PA2688POCT COLLEGEVILLE		6			6
MEDEXPRESS URGENT CARE PLEASANT HILLS		5	1	17%	6
MED EXPRESS URGENT CARE PC - MARYLAND		5	1	17%	6
PALMETTO HEALTH ALLIANCE		3	3	50%	6
MCKENZIE-WILLAMETTE MEDICAL CENTER LAB		6			6
ENIGMA DIAGNOSTIC, INC.			6	100%	6
UNILAB		2	4	67%	6
PANCARE HEALTH - ALTHA PUBLIC			6	100%	6
RADEAS			6	100%	6
ABSOLUTE HEALTH		5	1	17%	6
MEDEXPRESS URGENT CARE - ELM GROVE		5	1	17%	6

COVID-19: testing by laboratory

Data through May 12, 2021 verified as of May 13, 2021 at 09:25 AM

Data in this report are provisional and subject to change.

The numbers in the table below represent the number of Florida and non-Florida residents for whom test results were received by the Department of Health. A person can be tested by more than one laboratory and can have both positive and negative results. **Therefore, the sum of the numbers in each column will be larger than the total number of people tested.**

Reporting lab	Inconclusive	Negative	Positive	Percent positive	Total
GUTHRIE MEDICAL GROUP LABORATORIES		6			6
RIVER CITY PRIMARY AND URGENT CARE			6	100%	6
LEHIGH REGIONAL MEDICAL CENTER LABORATORY		3	3	50%	6
TIMBER CREEK PEDIATRICS		6			6
HENDRY REGIONAL CONVENIENT CARE CENTER			6	100%	6
GENESIS FAMILY PRACTICE		3	3	50%	6
URGENT CARE HOUSECALLS PA		5	1	17%	6
CVS GA2279POCT SUWANEE		6			6
CVS NH6596POCT HAMPTON		6			6
PRESBYTERIAN HOME		6			6
Northwell Lab		2	4	67%	6
HUNTERS CREEK PEDIATRICS		6			6
PENN NURSING CENTER		6			6
FLORIDA HEALTHCARE OF ORLANDO		1	5	83%	6
AARK LABORATORY		6			6
MEDEXPRESS URGENT CARE - NORTH LITTLE		5	1	17%	6
ST VINCENTS AMBULATORY CARE INC		3	3	50%	6
BOCA VIPEDIATRICS			6	100%	6
CENTRAL JERSEY URGENT CARE OF BROWN MI		6			6
PELICAN LANDING		1	5	83%	6
SARASOTA IMMEDIATE CARE			6	100%	6
BNR PHARMACY INC		6			6
CURATIVE CARE CENTER INC		1	5	83%	6
RIVERVIEW ALF OPERATOR LLC		1	5	83%	6
DOCS URGENT CARE		1	5	83%	6
NORTH OKALOOSA CLINIC CORP		3	3	50%	6
CVS AZ33POCT TEMPE		6			6
MANATEE MEMORIAL HOSPITAL CLINICAL LABORATORY			6	100%	6
PROHEALTH MED		1	5	83%	6
NORTHPORT MEDICAL CENTER LAB		6			6
STARMED FAMILY & URGENT CARE			6	100%	6
ATLANTIC COMMUNITY HIGH SCHOOL		5	1	17%	6
QUICK CARE MED WALK IN AND URGENT CARE			6	100%	6
WELLMED AT APOLLO BEACH BLVD		4	2	33%	6
MINUTECLINIC DIAGNOSTIC OF OHIO #6139		6			6
WALGREENS SARASOTA		5	1	17%	6
MARIANNA CBOC		6			6
BAYSHORE POINTE NURSING AND REHAB CENTER			6	100%	6
MEDEXPRESS URGENT CARE SHADYSIDE		5	1	17%	6
TALLAHASSEE MEMORIAL HEALTHCARE			6	100%	6
TAMIAMI LAB MILLENIUM			6	100%	6
CVS MA447POCT NORTHAMPTON		4	2	33%	6
RAS MEDICAL SOLUTIONS, LLC		4	1	20%	5
WELLMED AT SOUTH STUART		4	1	20%	5
CAREHERE LCS- EUSTIS			5	100%	5
KEYSTONE REHABILITATION AND HEALTH CENTER		1	4	80%	5

COVID-19: testing by laboratory

Data through May 12, 2021 verified as of May 13, 2021 at 09:25 AM

Data in this report are provisional and subject to change.

The numbers in the table below represent the number of Florida and non-Florida residents for whom test results were received by the Department of Health. A person can be tested by more than one laboratory and can have both positive and negative results. **Therefore, the sum of the numbers in each column will be larger than the total number of people tested.**

Reporting lab	Inconclusive	Negative	Positive	Percent positive	Total
INVERNESS FAMILY CARE HIGH RISK PLLC			5	100%	5
WILSON PEDIATRICS			5	100%	5
MEDEXPRESS URGENT CARE - MOUNTAIN HOME		4	1	20%	5
WILLOW CREEK RETIREMENT CENTER		5			5
CVS MA929POCT FRANKLIN		5			5
WEST PACIFIC MEDICAL LABORATORY			5	100%	5
QUEST DIAGNOSTICS PSC		1	4	80%	5
VEIL VALLEY MEDICAL CENTER			5	100%	5
UNIVERISTY OF MEMPHIS ATHLETIC TRAINI		5			5
MINUTECLINIC DIAGNOSTIC OF PENNSYLVANIA, LLD #1545		5			5
ELEVATION HEALTH LABORATORY		5			5
MINUTECLINIC DIAG OF IND, LLC #6553		5			5
MINUTECLINIC DIAGNOSTIC MED GRP OF ORA		4	1	20%	5
GOOD SAMARITAN HOSPITAL		3	2	40%	5
NORTHWOOD UNIVERSITY-BENNETT SPORTS CENTER		5			5
KETTERING HEALTH			5	100%	5
KINGSTON RESIDENCE OF MARION		5			5
ATLANTA PLUS URGENT CARE			5	100%	5
Woodstock Nursing and Rehabilitation Center		5			5
CVS MA217POCT TEWKSBURY		4	1	20%	5
HELIX URGENT CARE			5	100%	5
NIBHA MEDIRATTA MD PL			5	100%	5
PREMIER MEDICAL LABORATORY	1	2	2	40%	5
MEDEXPRESS URGENT CARE - DANVILLE		5			5
BOND & STEELE CLINIC PA D/B/A BOND CLINIC PA		5			5
PATIENT FIRST			5	100%	5
INNOVATIVE COVID-DIVERSEY			5	100%	5
ENT AND ALLERGY ASSOCIATES OF FLORIDA, LLC			5	100%	5
NAVAL MEDICAL CENTER			5	100%	5
LIVING WATERS MEDICAL CENTER			5	100%	5
MEDEXPRESS URGENT CARE - CHERRY HILL		5			5
ALVARO J DANGOND MD PA		4	1	20%	5
SONATA VERO BEACH		5			5
CVS GA5637POCT VILLA RICA		5			5
ADVANCED PEDIATRICS OF BOCA LLC			5	100%	5
JUPITER ISLAND MEDICAL CLINIC INC		5			5
SOUTHEAST GEORGIA PHYSICIAN ASSOCIATES		4	1	20%	5
BOROPARK URGENT CARE		4	1	20%	5
PREMIER PEDIATRICS		1	4	80%	5
AKRON GENERAL MEDICAL CENTER MAIN		5			5
PHYSICIANS QUALITY CARE			5	100%	5
FRESENIUS KIDNEY CARE SOUTH ORLANDO			5	100%	5
PRL NYC PANDEMIC RESPONSE LAB			5	100%	5
PIEDMONT HOSPITAL LAB			5	100%	5
URGENT TEAM MANAGEMENT OF TENNESSEE, L		4	1	20%	5
CANDLER HOSPITAL PATHOLOGY LABORATORY		3	2	40%	5

COVID-19: testing by laboratory

Data through May 12, 2021 verified as of May 13, 2021 at 09:25 AM

Data in this report are provisional and subject to change.

The numbers in the table below represent the number of Florida and non-Florida residents for whom test results were received by the Department of Health. A person can be tested by more than one laboratory and can have both positive and negative results. **Therefore, the sum of the numbers in each column will be larger than the total number of people tested.**

Reporting lab	Inconclusive	Negative	Positive	Percent positive	Total
CVS AZ9290POCT PHOENIX		4	1	20%	5
VA PRIMARY CARE ANNEX			5	100%	5
NORTH SHORE HEMATOLOGY-ONCOLOGY ASSOCIATES, PC		5			5
ALLIANCE FOR MULTISPECIALTY RESEARCH		5			5
URGENT MED INC		3	2	40%	5
FLORIDA HEALTH CARE PLANS STIRLING CENTER			5	100%	5
FRESENIUS MEDICAL CARE			5	100%	5
PBSO HEALTH AND WELLNESS CENTER		1	4	80%	5
COOPER HOSPITAL/UNIVERSITY MEDICAL		5			5
SAFETY HARBOR SENIOR LIVING			5	100%	5
Louis Stokes Cleveland VA - Midtown Dialysis Center		5			5
CVS SC2269POCT COLUMBIA		4	1	20%	5
HEALTHCARE NETWORK OF SOUTHWEST FLORIDA			5	100%	5
CVS KY2332POCT GEORGETOWN		4	1	20%	5
SEASIDE MANOR			5	100%	5
PHYSICIANS IMMEDIATE CARE ELGIN			5	100%	5
THE CLINIC OF PEDIATRICS & GI MEDICINE, INC			5	100%	5
IPSUM DIAGNOSTICS LLC		5			5
WHITE WILSON MEDICAL CENTER - FWB		1	4	80%	5
SPRINGHILL SENIOR RESIDENCE		5			5
MEDEXPRESS URGENT CARE- ALLISON PARK		3	2	40%	5
PM PEDIATRICS OF SELDEN		3	2	40%	5
MID - FLORIDA PATHOLOGY LLC		1	4	80%	5
MEDEXPRESS URGENT CARE - SOUTH PARKERSBURG		5			5
RURAL/METRO MIDSOUTH,		5			5
BLUETAIL MEDICAL GROUP, LLC		4	1	20%	5
PRECISION DIAGNOSTICS INC - NJ		5			5
FLORIDA DEPARTMENT OF HEALTH - INVERNESS		3	2	40%	5
CARE CENTER OF LAKE PLACID		1	4	80%	5
ST LUCIE COUNTY HEALTH DEPARTMENT		4	1	20%	5
RIO PINAR HEALTH CARE			5	100%	5
CVS NV408817POCT LAS VEGAS		1	4	80%	5
FLORIDA PRIMARY CARE AND SPORTS MEDICINE INC		2	3	60%	5
HELIX DIAGNOSTIX		2	3	60%	5
DEPARTMENT OF PATHOLOGY ROME MEMORIAL		3	2	40%	5
MEDEXPRESS URGENT CARE - BECKLEY		3	2	40%	5
INTERNAL MEDICINE & PRIMARY CARE ASSOCIATES, PLC			5	100%	5
CVS CA9606POCT TEMECULA		5			5
FLORIDA CLINICAL LABORATORY - BIOREFERENCE LABORATORIES		2	3	60%	5
PIEDMONT NEWMAN HOSPITAL		4	1	20%	5
MINUTECLINIC DIAGNOSTIC OF PENNSYLVAN		4	1	20%	5
LABS PLUS LLC		5			5
CVS NC7548POCT FUQUAY VARINA		4	1	20%	5
RUSSELL SAGE COLLEGE WELLNESS CENTER		5			5
TANNER MEDICAL CENTER LABORATORY		4	1	20%	5
ATLANTIC SURGERY CENTER OF JACKSONVILLE BEACH		5			5

COVID-19: testing by laboratory

Data through May 12, 2021 verified as of May 13, 2021 at 09:25 AM

Data in this report are provisional and subject to change.

The numbers in the table below represent the number of Florida and non-Florida residents for whom test results were received by the Department of Health. A person can be tested by more than one laboratory and can have both positive and negative results. **Therefore, the sum of the numbers in each column will be larger than the total number of people tested.**

Reporting lab	Inconclusive	Negative	Positive	Percent positive	Total
HAWTHORNE HEALTH AND REHABILITATION			5	100%	5
MINUTECLINIC, LLC #7139		5			5
REELFOOT FAMILY WALK IN CLINIC		4	1	20%	5
WINCHESTER MEDICAL CENTER			5	100%	5
MEDEXPRESS URGENT CARE - BRIDGEVILLE		5			5
HUNT CLUB MEDICAL CARE			5	100%	5
THE RETREAT AT PORT ORANGE			5	100%	5
MEDEXPRESS URGENT CARE FOX CHAPEL		5			5
MINUTECLINIC DIAGNOSTIC MED GRP OF SAN		4	1	20%	5
THE LITTLE CLINIC			5	100%	5
INFECTION CONTROL/ EMPHEALTH		3	2	40%	5
MONTCLAIR STATE UNIV/HLTH & WELLNESS		5			5
CITRUS HEALTH NETWORK INC		2	3	60%	5
REHABILITATION CENTER AT JUPITER GARDENS		5			5
MEDEXPRESS URGENT CARE HUNTINGTON		5			5
SCIENCE CARE			5	100%	5
Arbors at Stow		5			5
Hillspring of Springboro		5			5
ADVENTHEALTH GORDON		4	1	20%	5
ADVANCED HEART CARE OF SOUTH FLORIDA		5			5
MEDEXPRESS URGENT CARE - WALDORF, CRAIN HWY		5			5
LPG PEDIATRICS AT CAPE CORAL		5			5
ADERHOLT MEDICAL, LLC		5			5
CVS IN6757POCT COLUMBUS		5			5
ELITE CARE			5	100%	5
STEBEN COUNTY PUBLIC HEALTH		5			5
CVS TX5877POCT PEARLAND		5			5
ST JOHNS BIOMEDICAL LAB		5			5
MD NOW MEDICAL CENTER INC			5	100%	5
BEACH HOUSE		5			5
Kroger 449 - The Little Clinic Mountain Park		4	1	20%	5
Rosedale Green		5			5
CAPE COD HOSPITAL			5	100%	5
COMMONS AT ORLANDO LUTHERAN TOWERS SNF			5	100%	5
MEDEXPRESS URGENT CARE - WEST ST PAUL, ROBERT ST S		4	1	20%	5
LAKE COUNTY DETENTION CENTER		3	2	40%	5
SKYLINE UROLOGY		5			5
FLORIDA HOSPITAL LAKE MARY		5			5
CVS IL7017POCT BLOOMINGTON		5			5
RUSH UNIVERSITY MEDICAL CENTER LABORATORY			5	100%	5
AEL KNOXVILLE			5	100%	5
GARDENS PEDIATRICS			5	100%	5
UNC HOSPITAL/MCLENDON CLINICAL LABORATORIES			5	100%	5
OPTUMCARE FLORIDA, LLC		3	2	40%	5
CYPRESS CREEK MEDICAL CENTER			5	100%	5
VIDANT MEDICAL CENTER			5	100%	5

COVID-19: testing by laboratory

Data through May 12, 2021 verified as of May 13, 2021 at 09:25 AM

Data in this report are provisional and subject to change.

The numbers in the table below represent the number of Florida and non-Florida residents for whom test results were received by the Department of Health. A person can be tested by more than one laboratory and can have both positive and negative results. **Therefore, the sum of the numbers in each column will be larger than the total number of people tested.**

Reporting lab	Inconclusive	Negative	Positive	Percent positive	Total
METHODIST HEALTHCARE UNIVERSITY HOSPIT		5			5
MORGAN STANLEY HEALTH CENTER		5			5
Life Care Center of Estero			5	100%	5
MIAMI MEDICAL CONSULTANT PA			5	100%	5
MEDEXPRESS URGENT CARE - BECKLEY CROSS		4	1	20%	5
OMNICARE PHARMACY OF TEXAS 1, LP DBA OMNICARE		5			5
AUGUSTA HEALTH			5	100%	5
FAMILY TREE DNA			5	100%	5
MINUTECLINIC DIAG OF IND, LLC #6472		5			5
BAPTIST HOSPITAL EMPLOYEE HEALTH OFF			5	100%	5
JOE DIMAGGIO CHILDREN'S HOSPITAL		1	4	80%	5
PHOEBE SUMTER MEDICAL CENTER LABORATORY		4	1	20%	5
WELL HEALTH WORKS, LLC - THE GARDEN THEATER		5			5
KINGSWAY MEDICAL CENTER INC		2	3	60%	5
GIEBEIG FAMILY MEDICINE PA			5	100%	5
MEDEXPRESS URGENT CARE - ROCKAWAY		5			5
LAKE MARY HEALTH AND REHABILITATION CENTER		1	4	80%	5
DIAGNOSTECHS		4	1	20%	5
MASSASHUSETTS STATE LAB INSTITUTE		2	3	60%	5
THE DOCTORS CENTER HEALTHCARE-SOUTHSIDE		1	4	80%	5
GENTLE HANDS MOBILE PHLEBOTOMY			5	100%	5
CVS IL4778POCT EVANSTON		5			5
OCCMED SOLUTIONS		2	3	60%	5
CARL R DARNALL ARMY MEDICAL CENTER			5	100%	5
LIFEPLUS HEALTHCARE GROUP INC		5			5
CONCENTRA - ORLANDO SOUTH II		4	1	20%	5
PUTNAM HOSPITAL CENTER LABORATORY		5			5
UNIVERSITY OF MIAMI / SCCC RESEARCH LABORATORY			5	100%	5
AHC Decatur County		5			5
Oceanside Health & Rehabilitation Center		5			5
EAST BANK HOSPITAL - UNIVERSITY OF MINNESOTA MEDICAL CENTER			5	100%	5
WALGREENS# 00323		5			5
BUEN PASTOR MEDICAL CENTER, INC			5	100%	5
MONROE COUNTY DEPT OF PUBLIC HEALTH ST		5			5
NATURE COAST PRIMARY CARE LAB LLC		1	4	80%	5
SIENA COLLEGE SPORTS MEDICINE CENTER		5			5
PINECREST PEDIATRICS GROUP LLC			5	100%	5
CVS IN7653POCT EVANSVILLE		4	1	20%	5
THE DOCTOR'S OFFICE OF WEST CALDWELL		5			5
INDIAN RIVER PRIMARY CARE PA		5			5
TANNER MEDICAL CENTER EAST AL		5			5
FRANCES WARDE MEDICAL LABORATORY		2	3	60%	5
LEVY COUNTY DEPT. OF PUBLIC SAFETY		2	3	60%	5
COVENANT COLLEGE HEALTH SERVICES		5			5
MINNESOTA DEPARTMENT OF HEALTH PUBLIC HEALTH LABORATORY DIVISION	1		4	80%	5
MINUTECLINIC DIAGNOSTIC OF MICHIGAN, P		5			5

COVID-19: testing by laboratory

Data through May 12, 2021 verified as of May 13, 2021 at 09:25 AM

Data in this report are provisional and subject to change.

The numbers in the table below represent the number of Florida and non-Florida residents for whom test results were received by the Department of Health. A person can be tested by more than one laboratory and can have both positive and negative results. **Therefore, the sum of the numbers in each column will be larger than the total number of people tested.**

Reporting lab	Inconclusive	Negative	Positive	Percent positive	Total
BIOTECH CLINICAL LABORATORY			5	100%	5
MOBILE HEALTH MEDICAL SERVICES PC		5			5
ARKANSAS DEPARTMENT OF HEALTH			5	100%	5
SOUTH BEND MEDICAL FOUNDATION			5	100%	5
IVY CREEK URGENT CARE OF ENTERPRISE			5	100%	5
RELIANT IMMUNE DIAGNOSTICS			5	100%	5
MEMORIAL HEALTHCARE SYSTEM		1	4	80%	5
GULF COAST VETERANS HCS PANAMA CITY OPC		5			5
ELDER ALTERNATIVES INC		3	2	40%	5
AMI ST FRANCIS HOSPITAL LABORATORY		4	1	20%	5
PATIENT FIRST - LEESBURG			5	100%	5
NORTH DADE NURSING AND REHABILITATION CENTER			5	100%	5
WALGREENS # 09788		5			5
PRECISION LABS LLC		2	3	60%	5
WATERTOWN URGENT CARE PLLC		5			5
PIEDMONT FAYETTE HOSPITAL		3	2	40%	5
CLINICAL LABORATORIES OF THE BUFFALO		4	1	20%	5
DELTONA VA CBOC		4	1	20%	5
CAREMOUNT MEDICAL PC - BEDFORD URGENT		5			5
CARENOW URGENT CARE - WINTER SPRINGS		4	1	20%	5
MINUTECLINIC DIAG OF IND, LLC #6483		3	2	40%	5
COPELAND MEDICAL CLINIC		3	2	40%	5
ADVENTHEALTH MEDICAL GROUP PEDIATRICS		2	3	60%	5
WOODHULL MEDICAL AND MENTAL HEALTH CTR		5			5
PEDIATRICS OF CENTRAL FLORIDA - POINCIANA		3	2	40%	5
Wynfield Park Health and Rehabilitation		5			5
FLAGLER HEALTH SERVICES INC			5	100%	5
Kroger 099 - The Little Clinic Fort Collins		5			5
CVS OH3329POCT LAKEWOOD		5			5
MEDEXPRESS URGENT CARE, MILLCREEK		5			5
SUTTER TRACY COMMUNITY HOSPITAL			5	100%	5
FELICIDAD MEDICAL CENTER INC			5	100%	5
WILLIAM S MIDDLETON MEMORIAL VET HOSP		5			5
WELLSTAR DOUGLAS HOSPITAL LABORATORY		5			5
MENORAH MANOR			5	100%	5
EASTCHESTER PEDIATRIC MEDICAL GROUP		5			5
SOUTH FLORIDA FAMILY HEALTH & RESEARCH CTR			5	100%	5
FINLAY		1	4	80%	5
LABCORP UNSPECIFIED		5			5
MD ANDERSON CANCER CENTER DI BAY AREA			5	100%	5
THE UNIVERSITY OF VERMONT MEDICAL CENTER		4	1	20%	5
FARRIOR FACIAL PLASTIC SURGERY		5			5
MID FLORIDA HEALTH INC			5	100%	5
Park Ridge Nursing Center		3	2	40%	5
MINUTECLINIC DIAG OF IND, LLC #8645		5			5
BRIGHAM AND WOMEN'S HOSPITAL		1	4	80%	5

COVID-19: testing by laboratory

Data through May 12, 2021 verified as of May 13, 2021 at 09:25 AM

Data in this report are provisional and subject to change.

The numbers in the table below represent the number of Florida and non-Florida residents for whom test results were received by the Department of Health. A person can be tested by more than one laboratory and can have both positive and negative results. **Therefore, the sum of the numbers in each column will be larger than the total number of people tested.**

Reporting lab	Inconclusive	Negative	Positive	Percent positive	Total
AHF PUBLIC HEALTH LABORATORY			5	100%	5
LAFAYETTE NURSING AND REHAB			5	100%	5
WASHINGTON STATE DEPARTMENT OF HEALTH PUBLIC HEALTH LABORATORIES			5	100%	5
UNIVERSITY OF CHICAGO MEDICAL CENTER LAB			5	100%	5
DICKSON MEDICAL ASSOCIATES PC PATH LAB		4	1	20%	5
PALM BEACH DIGESTIVE ASSOCIATES			5	100%	5
Walker BaptistMedCtr		4	1	20%	5
TMH PHYSICIAN PARTNERS SOUTHWOOD		1	4	80%	5
EAST CENTRAL FLORIDA OUT PATIENT IMAGING			5	100%	5
JOSEPH SCHENKER MD PC		5			5
IMMERSION RESIDENTIAL LLC			5	100%	5
CFP PHYSICIANS GROUP			5	100%	5
Arbors at Marietta		5			5
THONOTOSASSA COMMUNITY HEALTH CENTER		1	4	80%	5
PORT ORANGE NURSING & REHAB			5	100%	5
NOVANT HEALTH UVA		2	3	60%	5
CARENOW URGENT CARE - CENTRAL AUSTIN		1	4	80%	5
EXCEL URGENT CARE OF NJ, LLC		3	2	40%	5
WOMACK ARMY MEDICAL CENTER			5	100%	5
LabCorp of America			5	100%	5
CVS MA394POCT SEEKONK		5			5
MEDEXPRESS URGENT CARE PENNSVILLE		3	2	40%	5
AMAVIDA		5			5
SAN DIEGO COUNTY PUBLIC HEALTH LAB			5	100%	5
EGL GENETICS DIAGNOSTICS			5	100%	5
SJH			5	100%	5
GRADY MEMORIAL HOSPITAL/MICRO			5	100%	5
ManorCare Rehabilitation Center- Decatur		5			5
CULLMAN REGIONAL URGENT CARE		4	1	20%	5
FLORIDA PRIMARY & SPECIALTY CARE		5			5
MEDEXPRESS URGENT CARE- COLUMBIA HEIGH		5			5
CLEVELAND CLINIC MARTIN HEALTH NURSING & RESTORATIVE		5			5
PATIENT FIRST - ALLENTOWN			5	100%	5
URGENT CARE COASTAL GA			5	100%	5
Samuel S. Stratton VAMC		5			5
MEDEXPRESS URGENT CARE - WILKES BARRE		4	1	20%	5
WASHINGTON COLLEGE HEALTH SERVICES		5			5
UCF STUDENT HEALTH SERVICES LABORATORY		2	3	60%	5
MARION COUNTY FIRE RESCUE		3	2	40%	5
FORSYTH HOUSE			5	100%	5
CELERION			5	100%	5
DAVENPORT PEDIATRICS PA		1	4	80%	5
MEDEXPRESS - NEW CASTLE, DUPONT HWY		4	1	20%	5
MIAMI CANCER INSTITUTE			5	100%	5
NORTHERN MICHIGAN UNIVERSITY ATHLETICS		5			5
COLUMBIA MEMORIAL HOSPITAL LABORATORY		5			5

COVID-19: testing by laboratory

Data through May 12, 2021 verified as of May 13, 2021 at 09:25 AM

Data in this report are provisional and subject to change.

The numbers in the table below represent the number of Florida and non-Florida residents for whom test results were received by the Department of Health. A person can be tested by more than one laboratory and can have both positive and negative results. **Therefore, the sum of the numbers in each column will be larger than the total number of people tested.**

Reporting lab	Inconclusive	Negative	Positive	Percent positive	Total
JOHN T MACKAY MD			5	100%	5
URGENT CARE OF ERWIN		5			5
BAPTIST HEALTH - TOWN CENTER			5	100%	5
CHAMPLAIN VALLEY PHYSICIANS HOSPITAL		3	2	40%	5
REGIONAL MEDICAL CENTER BAYONET POINT			5	100%	5
MEDICAL UNIVERSITY SC HOSPITAL			5	100%	5
MEDEXPRESS URGENT CARE LAVALE		5			5
MEDEXPRESS URGENT CARE MARTINSBURG		3	2	40%	5
CLINICAL CARE INC			5	100%	5
OLEAN GENERAL HOSPITAL		5			5
CVS SC1540POCT MYRTLE BEACH		4	1	20%	5
CVS OH6149POCT UPPER ARLINGTON		2	3	60%	5
CVS NJ2508POCT MANALAPAN		5			5
XRL SXF REF LAB		5			5
VA SALT LAKE CITY HCS		5			5
JACKSON SOUTH COMMUNITY HOSPITAL LAB			5	100%	5
PEDIATRIC URGENT HEALTH CARE			5	100%	5
MINUTECLINIC LLC #3351			5	100%	5
ST JOSEPHS BEHAVIORAL HEALTH CENTER			5	100%	5
CVS PA1657POCT YORK		4	1	20%	5
CVS NC2771POCT CLAYTON		4	1	20%	5
BAYSHORE LABORATORY		4	1	20%	5
ALPHADERA LABS, LLC			5	100%	5
MINUTECLINIC DIAGNOSTIC OF NH, LLC (CL		4	1	20%	5
NEW YORK STATE DEPARTMENT OF HEALTH			5	100%	5
SOUTH FLORIDA RESEARCH ORGANIZATION			5	100%	5
CVS OH2486POCT NILES		3	2	40%	5
ST JOSEPHS HOSPITAL PATHOLOGY LAB		4	1	20%	5
BROOKDALE NEW PORT RICHEY			5	100%	5
QUINTON MEMORIAL HEALTH CARE CENTER		5			5
Birchaven		5			5
STVHCS - Dental Outpatient Clinic		5			5
FOUNDCARE, INC			5	100%	5
MEDICAL CENTER OF BLOUNTSTOWN			5	100%	5
MINUTECLINIC DIAGNOSTIC OF OHIO #5060		4	1	20%	5
FHPG FAMILY MEDICAL CENTER OF TAMPA BAY		1	4	80%	5
CVS AZ10150POCT PHOENIX		4	1	20%	5
WESTMINSTER SHORES			5	100%	5
CARNEGIE HILL PEDIATRICS LLP		4	1	20%	5
LAKEVIEW HEALTHCARE SYSTEM LLC			5	100%	5
CLINICAL PATHOLOGY LABORATORIES			5	100%	5
ADVENTHEALTH MEDICAL GROUP PEDIATRICS AT APOKA		5			5
PEDIATRICS OF ALTAMONTE		5			5
MIDDLEBURG VA CBOC		4	1	20%	5
WYOMING PUBLIC HEALTH LAB			5	100%	5
APOLLO GARDENS RETIREMENT RESIDENCE CARE		5			5

COVID-19: testing by laboratory

Data through May 12, 2021 verified as of May 13, 2021 at 09:25 AM

Data in this report are provisional and subject to change.

The numbers in the table below represent the number of Florida and non-Florida residents for whom test results were received by the Department of Health. A person can be tested by more than one laboratory and can have both positive and negative results. **Therefore, the sum of the numbers in each column will be larger than the total number of people tested.**

Reporting lab	Inconclusive	Negative	Positive	Percent positive	Total
ADVENTHEALTH MEDICAL GROUP COMMUNITY MEDICINE		4	1	20%	5
CVS PA258POCT MCKEES ROCKS		5			5
MONTEFIORE MEDICAL CENTER LABS MONTEFIORE		4	1	20%	5
FALLSBURG CHAI		5			5
PEACEHEALTH LABORATORIES		3	1	25%	4
MEADOWS AT CYPRESS GARDENS, THE		3	1	25%	4
LAKESIDE HOSPITAL BELLE GLADE			4	100%	4
COMMUNITY PHYSICIANS OF NORTH PORT PA			4	100%	4
WHITE EARTH IHS MAIN LAB		4			4
CVS MINUTE CLINIC DIAGNOSTIC MED GRP		4			4
CVS MINUTE CLINIC		1	3	75%	4
NYC PUBLIC HEALTH LABS			4	100%	4
WINDER NURSING INC DBA WINDER HEALTH CARE		4			4
BAYSTATE MEDICAL CENTER		2	2	50%	4
GILCHRIST COUNTY HEALTH DEPT			4	100%	4
TARPON SPRINGS PEDIATRICS, LLC			4	100%	4
PILGRIM PHARMACY INC		4			4
JUPITER INTERNAL MEDICINE AND ASSOCIATES			4	100%	4
15 TO KNOW			4	100%	4
John L. McClellan Memorial Veterans Hospital		4			4
UNIVERSITY OF MIAMI HOSPITALS & CLINIC			4	100%	4
MAILBOX DIAGNOSTICS		2	2	50%	4
MINUTECLINIC DIAGNOSTIC PA #3344		4			4
MINUTECLINIC DIAGNOSTIC OF OHIO #6192		4			4
CAREWELL URGENT CARE			4	100%	4
APOPKA FAMILY HEALTH CENTER		3	1	25%	4
CVS CA8872POCT ALISO VIEJO		4			4
CROSSROADS URGENT CARE PLLC		4			4
NAVAL HOSPITAL CAMP PENDLETON			4	100%	4
State Lab Unspecifd			4	100%	4
ELIZABETH CITY HEALTH & REHABILITATION		4			4
Loretto Health and Rehabilitation Center		4			4
SANFORD SOUTH UNIVERSITY		4			4
URGENT CARE OF THE SMOKIES			4	100%	4
Kroger 186 - The Little Clinic Holiday Manor		3	1	25%	4
REMEDY URGENT CLINIC		2	2	50%	4
CVS CT692POCT NORTH HAVEN		4			4
Home Health Care Clinic		3	1	25%	4
AIREVAC INTERNATIONAL		4			4
AFTER HOURS PEDS			4	100%	4
FLORIDA HEART AND VASCULAR			4	100%	4
MEDEXPRESS URGENT CARE-VINLAND SOUTH		3	1	25%	4
ACCESS RECOVERY SOLUTIONS LLC			4	100%	4
TAVARES VA COMMUNITY OUTPATIENT CLINIC		4			4
SOMA MEDICAL CENTER PA #3 PALOMINO			4	100%	4
CALLE OCHO DIALYSIS			4	100%	4

COVID-19: testing by laboratory

Data through May 12, 2021 verified as of May 13, 2021 at 09:25 AM

Data in this report are provisional and subject to change.

The numbers in the table below represent the number of Florida and non-Florida residents for whom test results were received by the Department of Health. A person can be tested by more than one laboratory and can have both positive and negative results. **Therefore, the sum of the numbers in each column will be larger than the total number of people tested.**

Reporting lab	Inconclusive	Negative	Positive	Percent positive	Total
EAST TENNESSEE CHILDREN'S HOSPITAL		3	1	25%	4
CVS IN6555POCT BROWNSBURG		4			4
NEXT BIO RESEARCH SERVICES, LLC		1	3	75%	4
ENCOMPASS HOME HEALTH		4			4
CVS OH2381POCT LEWIS CENTER		4			4
MEDEXPRESS URGENT CARE - FORT SMITH		4			4
MARK HOANG MD PA			4	100%	4
FLORIDA DEPARTMENT OF HEALTH (FDOH)		2	2	50%	4
AURORA BAYCARE UROLOGY			4	100%	4
MEMORIAL HEALTH CARE SYSTEMS			4	100%	4
MEDICINE SHOPPE #1306 THE		3	1	25%	4
MEDEXPRESS URGENT CARE - WEXFORD		4			4
HAVEN CUSTEAD CARE CENTER		1	3	75%	4
MEDNOW URGENT CARE		3	1	25%	4
JOHNNIE RUTH CLARKE LAB			4	100%	4
UNIVERSITY OF MICHIGAN		2	2	50%	4
CVS MA915POCT BEVERLY		2	2	50%	4
CVS OH6164POCT DELAWARE		4			4
CAPTAIN JAMES A. LOVELL FEDERAL HEALTHCARE CENTER			4	100%	4
Heartland of Boynton Beach			4	100%	4
FHPG TAMPA PRIMARY CARE			4	100%	4
CVS NH2257POCT MANCHESTER		4			4
UAB URGENT CARE CLINIC			4	100%	4
MEDEXPRESS URGENT CARE, LANCASTER WEST		2	2	50%	4
CARENOW-LEBANON		2	2	50%	4
HARBOUR ISLAND PEDIATRICS LLC			4	100%	4
ADVENTHEALTH NEW SMYRNA BEACH COMMUNITY HEALTH			4	100%	4
Smoky Mountain Nursing and Rehabilitation Center		4			4
CVS MO4850POCT SPRINGFIELD		4			4
ADVENTHEALTH MEDICAL GROUP ADULT AND SENIOR HEALTH		1	3	75%	4
OLYMPUS HEALTH AND PERFORMANCE			4	100%	4
SOUTH MIAMI HOSPITAL		1	3	75%	4
Medilodge of Alpena		4			4
LOYOLA UNIVERSITY MEDICAL CENTER LABORATORY			4	100%	4
FLORIDA HOSPITAL LABORATORIES		4			4
EPI			4	100%	4
DR. G'S URGENT CARE			4	100%	4
FCHC (OB)-DARWIN SQUARE CTR.			4	100%	4
OPTUM OF RED ROAD		4			4
LOUISIANA DEPT. OF HEALTH AND HOSPITALS-INFECTIOUS DISEASE EPI SECTION			4	100%	4
PLAINVIEW PRIMARY CARE		4			4
BETHESDA HOSPITAL WEST BLOOD GAS LAB			4	100%	4
HAMPTON ALF AT 24TH ROAD LLC			4	100%	4
MEDEXPRESS URGENT CARE CHICOPEE		3	1	25%	4
MINUTECLINIC DIAGNOSTIC OF PA LLC		4			4
FLORIDA CANCER SPECIALISTS AND RESEARCH		2	2	50%	4

COVID-19: testing by laboratory

Data through May 12, 2021 verified as of May 13, 2021 at 09:25 AM

Data in this report are provisional and subject to change.

The numbers in the table below represent the number of Florida and non-Florida residents for whom test results were received by the Department of Health. A person can be tested by more than one laboratory and can have both positive and negative results. **Therefore, the sum of the numbers in each column will be larger than the total number of people tested.**

Reporting lab	Inconclusive	Negative	Positive	Percent positive	Total
MEDICAL CENTER ENTERPRISE			4	100%	4
MPG JACKSONVILLE ATLANTIC BLVD		1	3	75%	4
ELITE PRIMARY CARE OF WAYCROSS		1	3	75%	4
AHC of Mckenzie		4			4
REHABILITATION CENTER OF WINTER PARK,THE			4	100%	4
TOTAL RENAL LAB		3	1	25%	4
CVS MA2297677CV BOSTON		4			4
INTRACOASTAL LABS INC		4			4
COVID PROCESSING SITE			4	100%	4
AFC URGENT CARE GUNBARREL			4	100%	4
BIOTEST PLASMA CENTER		4			4
BELLIN HEALTH LAB		1	3	75%	4
SIMEDHEALTH, LLC		2	2	50%	4
INDIAN RIVER SHERIFF OFFICE		4			4
SunTerrace Health Care Center		3	1	25%	4
SOUTHWESTERN REGIONAL MEDICAL CENTER - TULSA		4			4
EXPRESS TESTING-ONE			4	100%	4
Kroger 124 - The Little Clinic University		3	1	25%	4
RENE F CEDENO DMD PA		4			4
Crowne Health Care of Montgomery		4			4
MINUTECLINIC DIAGNOSTIC OF VIRGINIA, LLC #392		4			4
COLONIAL MEDICAL CENTER-EAST ORLANDO			4	100%	4
WALGREENS #3811		1	3	75%	4
RELIANT ACUTE CARE			4	100%	4
CVS NV8784POCT LAS VEGAS		3	1	25%	4
LAKE FOREST PARK OP CO LLC		4			4
Kroger 752 - The Little Clinic Central Station		3	1	25%	4
MEDFIRST URGENT CARE			4	100%	4
CAREWELL 202			4	100%	4
VITAL CARE URGENT CARE			4	100%	4
FLORIDA HOSPITAL ALTAMONTE		2	2	50%	4
HACKENSACK MERIDIAN URGENT CARE, PC		4			4
CVS HEALTH, #5962		4			4
MYKIDZMD PEDIATRICS PLLC		4			4
BUCKINGHAM PLACE ALF		4			4
PM PEDIATRICS OF BAYSIDE, PLLC - MANHASSET		4			4
JERSEY IRISH MEDICAL (DBA AFC URGENT C		3	1	25%	4
INTERMARKET FACILITY			4	100%	4
LUVERNE HEALTH AND REHABILITATION		4			4
MAYO CLINIC BEACHES PRIMARY CARE CTR		3	1	25%	4
SUMMERFORD NURSING HOME, INC.		4			4
L3HARRIS FAMILY MEDICAL CENTER			4	100%	4
EXTENDICARE HEALTH & REHAB CENTER		4			4
THE OASIS ALF		4			4
LIFEHOPE LABS			4	100%	4
KENTUCKY CABINET FOR HEALTH AND FAMILY SERVICES			4	100%	4

COVID-19: testing by laboratory

Data through May 12, 2021 verified as of May 13, 2021 at 09:25 AM

Data in this report are provisional and subject to change.

The numbers in the table below represent the number of Florida and non-Florida residents for whom test results were received by the Department of Health. A person can be tested by more than one laboratory and can have both positive and negative results. **Therefore, the sum of the numbers in each column will be larger than the total number of people tested.**

Reporting lab	Inconclusive	Negative	Positive	Percent positive	Total
MANORCARE HEALTH SERVICES			4	100%	4
SUMNER REGIONAL MEDICAL CENTER		3	1	25%	4
MICHIGAN HEALTH CLINIC LABORATORIES		3	1	25%	4
DEPARTMENT OF HEALTH AND HUMAN SERVICES		2	2	50%	4
Hunterdon Medical Center Laboratory		4			4
CORTLAND REGIONAL MEDICAL CENTER		4			4
CVS PA10825POCT PLYMOUTH MEETING		4			4
SOUTHLAND SUITES OF LAKE LAND			4	100%	4
IMIC INC RESEARCH			4	100%	4
MEDEXPRESS URGENT CARE - ANDERSON		4			4
OPTUM FLORIDA		3	1	25%	4
WE CARE - CARNIVAL CRUISELINE		4			4
CHILDREN'S MEDICAL GROUP		4			4
WAKE FOREST MEDICAL CENTER LABORATORY			4	100%	4
NOVANT HEALTH PRESBYTERIAN		2	2	50%	4
BRANDON REGIONAL EMERGENCY CTR			4	100%	4
MONTANA DEPARTMENT OF PUBLIC HEALTH & HUMAN SERVICES			4	100%	4
MINUTE CLINIC DIAGNOSTIC OF VIRGINIA, LLC #6292		3	1	25%	4
UNIVERSITY OF WASHINGTON MEDICAL CENTER (UWMC) EMERGENCY DEPT.			4	100%	4
Harbor House		4			4
LABQ CLINICAL DIAGNOSTICS		4			4
STEAMBOAT EMERGENCY CENTER			4	100%	4
FAMILY MEDICAL CLINIC HOMESTEAD, LLC			4	100%	4
Mill Valley Care Center		4			4
GUTHRIE MEDICAL GROUP - CORNING		3	1	25%	4
CVS MA2125POCT NATICK		3	1	25%	4
CATSKILL REGIONAL MEDICAL CENTER		4			4
Kroger 125 - The Little Clinic Castle Rock		3	1	25%	4
Calusa Harbour			4	100%	4
CENTERPLACE HEALTH, INC			4	100%	4
WALGREENS #07034		4			4
CAPITAL HEALTH LABORATORY INC			4	100%	4
REFUGE A HEALING PLACE, THE			4	100%	4
HILLVIEW LABORATORY			4	100%	4
ORLANDO REGIONAL HEALTH SERVICES		2	2	50%	4
IMA MEDICAL CENTER OF OVIEDO			4	100%	4
OKLAHOMA STATE UNIVERSITY DIAGNOSTIC LAB			4	100%	4
PRIMECARE		2	2	50%	4
COMMUNITY HEALTH CENTER OF WEST PALM BEACH			4	100%	4
Eldorado Rehab & Healthcare		4			4
FASTMED URGENT CARE			4	100%	4
SOUTHEASTERN REGIONAL MEDICAL CENTER			4	100%	4
Glenis Dr VA Outpatient Clinic		3	1	25%	4
UVA HEALTH SYSTEM MEDICAL LABORATORIES			4	100%	4
ASPEN VALLEY HOSPITAL			4	100%	4
COOK HOSPITAL AND CARE CENTER		3	1	25%	4

COVID-19: testing by laboratory

Data through May 12, 2021 verified as of May 13, 2021 at 09:25 AM

Data in this report are provisional and subject to change.

The numbers in the table below represent the number of Florida and non-Florida residents for whom test results were received by the Department of Health. A person can be tested by more than one laboratory and can have both positive and negative results. **Therefore, the sum of the numbers in each column will be larger than the total number of people tested.**

Reporting lab	Inconclusive	Negative	Positive	Percent positive	Total
HEARTLAND - CHARLESTON OF HANAHAN SC,		4			4
MEDEXPRESS URGENT CARE NORWIN		4			4
HCR ManorCare Greentree		4			4
SONIC REFERENCE LABORATORY			4	100%	4
CVS MI8091POCT FRASER		3	1	25%	4
GREEN BAY BLIZZARD OFFICE		4			4
MINUTECLINIC DIAG OF IND, LLC #6908		4			4
FISHERMEN'S HOSPITAL			4	100%	4
MEDEXPRESS URGENT CARE - TULSA, S YALE AVE		4			4
CVS OH4300POCT STRONGSVILLE		4			4
ST. LUKE'S HOSPITAL - BETHLEHEM CAMPUS		1	3	75%	4
University Plaza Rehabilitation and Nursing			4	100%	4
MINUTECLINIC, LLC #5707		4			4
HOME DOCS		2	2	50%	4
CANOPY PEDIATRICS		4			4
REGIONAL MEDICAL LAB			4	100%	4
CHILDREN'S HEALTHCARE OF ATLANTA		4			4
CVS MO8555POCT KANSAS CITY		4			4
ST. MARY'S HOSPITAL			4	100%	4
MINUTECLINIC DIAG OF IND LLC #1367		4			4
MEDEXPRESS URGENT CARE, HANOVER		3	1	25%	4
CVS OH6167POCT ASHLAND		4			4
BAYLOR ESOTERIC AND MOLECULAR LAB			4	100%	4
CVS CA9492POCT YORBA LINDA		4			4
CULLMAN REGIONAL MEDICAL CENTER		3	1	25%	4
PALM BEACH CANCER INSTITUTE			4	100%	4
RML PHARMACY PC		4			4
CVS MA969POCT PALMER		4			4
CARTERSVILLE MEDICAL CENTER		1	3	75%	4
Bethany Health and Rehab		4			4
BAPTIST HOSPITAL NURSING/PATIENT CARE			4	100%	4
FLORIDA HOSPITAL PHYSICIANS GROUP		1	3	75%	4
HARBORCHASE OF VILLAGES CROSSING			4	100%	4
PANCARE HEALTH - PONCE DE LEON			4	100%	4
DTR LABS		3	1	25%	4
MEDEXPRESS URGENT CARE- FORT WORTH N T		4			4
DEACONESS HOSPITAL			4	100%	4
DACH MAIN LAB			4	100%	4
SOUTH FLORIDA PEDIATRIC PARTNERS			4	100%	4
ASCENDI HOME HEALTH AGENCY INC			4	100%	4
COVENIENT CARE MEDICAL CLINIC			4	100%	4
ENGLE CENTER FOR HEALTH SERVICES		4			4
DERMATOLOGY SPECIALISTS OF FL - DR. JON WARD			4	100%	4
MOBIL LAB FOR ALL INC		4			4
MEDEXPRESS URGENT CARE - LITTLE ROCK		3	1	25%	4
MD ANDERSON			4	100%	4

COVID-19: testing by laboratory

Data through May 12, 2021 verified as of May 13, 2021 at 09:25 AM

Data in this report are provisional and subject to change.

The numbers in the table below represent the number of Florida and non-Florida residents for whom test results were received by the Department of Health. A person can be tested by more than one laboratory and can have both positive and negative results. **Therefore, the sum of the numbers in each column will be larger than the total number of people tested.**

Reporting lab	Inconclusive	Negative	Positive	Percent positive	Total
MINUTECLINIC DIAGNOSTIC OF TEXAS, LLC #7435		2	2	50%	4
Kennedy University Hospital -Wash Twp L		4			4
CVS CA8861POCT BUENA PARK		4			4
OCEAN MEDICAL CENTER		3	1	25%	4
UNION CITY MANOR NURSING CENTER		4			4
UF HEALTH PATHOLOGY LABORATORIES			4	100%	4
CVS CA9497POCT IRVINE		4			4
PARKWAY DRUGS OF ONEIDA COUNTY NORTH I		3	1	25%	4
POINTE MEDICAL SERVICES INC		2	2	50%	4
HAMILTON MEDICAL CENTER LABORATORY		2	2	50%	4
RIVER CITY MEDICAL ASSOCIATES INC			4	100%	4
CVS TX3292POCT WYLIE		4			4
PDL PHARMACY CORP			4	100%	4
MD NOW URGENT CARE - DELRAY WEST			4	100%	4
LATCHER LABORATORY OF A O FOX MEMORIAL		2	2	50%	4
SOUTH BAY CORRECTIONAL FACILITY			4	100%	4
Westminster Manor		3	1	25%	4
MINNESOTA DEPARTMENT OF HEALTH LABORATORY	1		3	75%	4
PM PEDIATRICS OF SELDEN PLLC		4			4
WILLIAM A HINTON STATE LABORATORY INSTITUTE		1	3	75%	4
STONE CLINICAL LABORATORIES OF FL LLC		4			4
CVS OH4499POCT LYNDHURST		2	2	50%	4
MINUTECLINIC DIAGNOSTIC OF NORTH CARO		4			4
CVS NH1004POCT SALEM		3	1	25%	4
LEON MEDICAL CENTERS, LLC			4	100%	4
MEDEXPRESS URGENT CARE-ARLINGTON		3	1	25%	4
OMNICARE PHARMACY OF TEXAS 1		4			4
FAMILY MEDICINE AT WATERMAN		4			4
MC DIAGNOSTIC OF CONNECTICUT, PC #252		3	1	25%	4
HELIX BIOMEDICS LLC			4	100%	4
1ST CHOICE URGENT CARE CENTER LLC		3	1	25%	4
PANCARE HEALTH YOUNGSTOWN			4	100%	4
PATHOLOGY REFERENCE LAB LLC			4	100%	4
PROMPT CARE OF CENTRAL FLORIDA LLC		1	3	75%	4
MOBILE URGENT CARE			4	100%	4
CVS PA1193POCT JENKINTOWN		4			4
Oak Creek Terrace		4			4
CVS TX5807POCT PEARLAND		4			4
HALIFAX HEALTH CARE FOR WOMEN		3	1	25%	4
HAWAII DEPARTMENT OF HEALTH			4	100%	4
STANFORD HEALTH CARE ANATOMIC PATHOLOGY & CLINICAL LAB			4	100%	4
HEALTH EXPRESS URGENT CARE		2	2	50%	4
DEBORAH HEART AND LUNG CENTER		4			4
ST PETE DIRECT PRIMARY CARE		2	2	50%	4
Orchid Cove at Naples			4	100%	4
CONSOLIDATED LABORATORY SERVICES			4	100%	4

COVID-19: testing by laboratory

Data through May 12, 2021 verified as of May 13, 2021 at 09:25 AM

Data in this report are provisional and subject to change.

The numbers in the table below represent the number of Florida and non-Florida residents for whom test results were received by the Department of Health. A person can be tested by more than one laboratory and can have both positive and negative results. **Therefore, the sum of the numbers in each column will be larger than the total number of people tested.**

Reporting lab	Inconclusive	Negative	Positive	Percent positive	Total
PRESBYTERIAN FAMILY HEALTHCARE-KASEMAN		4			4
OHIO CVS STORES		3	1	25%	4
MERCY HOSPITAL			4	100%	4
Brookcrest Nursing Home		4			4
PHYSICIANS IMMEDIATE CARE AURORA			4	100%	4
Good Samaritan Society - Fairfield Glade		4			4
Georgiana Health and Rehabilitation, LLC		4			4
CVS NC2749POCT CONCORD		4			4
PINELLAS POINT NURSING AND REHAB			4	100%	4
MEDEXPRESS URGENT CARE - WICHITA, S SENECA ST		2	2	50%	4
SOFTCELL L-FORM LABORATORIES, LLC		1	3	75%	4
Metro West Nursing and Rehab			4	100%	4
FLORIDA MEDICAL CENTER		1	3	75%	4
CVS PA4000POCT INDIANA		4			4
COVANCE CLS			4	100%	4
CVS IL2297144CV CHICAGO		4			4
BRENTWOOD SENIOR LIVING AT ST PETE			4	100%	4
Jewish Home of Rochester		4			4
MEDEXPRESS URGENT CARE-SELINGSGROVE		3	1	25%	4
WALGREENS #04311		4			4
CVS CA9751POCT AGOURA		4			4
BEAUFORT MEMORIAL			4	100%	4
MEDEXPRESS URGENT CARE - CINNAMINSON		3	1	25%	4
WESLEY CHAPEL INTERNAL MEDICINE AND PEDIATRICS			4	100%	4
MEDEXPRESS URGENT CARE - SOMERSET TOWNSHIP		4			4
CVS TX1057POCT SAN ANTONIO		3	1	25%	4
MOUNT SINAI AVENTURA DIAGNOSTIC CENTER			4	100%	4
AIRPORT CLINIC			4	100%	4
BAPTIST HEALTH MEDICAL CENTER			4	100%	4
LEESBURG REGIONAL MEDICAL CENTER URGENT CARE			4	100%	4
MEDEXPRESS URGENT CARE - WESTFIELD, E MAIN ST		3	1	25%	4
LB Broen Home		4			4
RAJ K PAI MD PA			4	100%	4
CVS MA920POCT CLINTON		4			4
MIAMI COMMUNITY HEALTH CENTER INC		1	3	75%	4
WELLSTREET - PONCE DE LEON		4			4
AFFINITY URGENT CARE			4	100%	4
MEDEXPRESS URGENT CARE - TEAYS VALLEY		3	1	25%	4
KAISER PERMANENTE REGIONAL LAB		4			4
MEDEXPRESS URGENT CARE, FAIRMONT		4			4
BARTON MEMORIAL HOSPITAL		3	1	25%	4
CVS TX7156POCT RICHARDSON		4			4
Lakeview Village		4			4
CVS MN6811POCT PLYMOUTH		4			4
MIDDLETON PEDIATRICS			4	100%	4
DYNACARE LABORATORIES			4	100%	4

COVID-19: testing by laboratory

Data through May 12, 2021 verified as of May 13, 2021 at 09:25 AM

Data in this report are provisional and subject to change.

The numbers in the table below represent the number of Florida and non-Florida residents for whom test results were received by the Department of Health. A person can be tested by more than one laboratory and can have both positive and negative results. **Therefore, the sum of the numbers in each column will be larger than the total number of people tested.**

Reporting lab	Inconclusive	Negative	Positive	Percent positive	Total
Crowne Health Care of Greenville		4			4
Kroger 339 - The Little Clinic Highlands - Bardstown Road		4			4
CVS OH4301POCT NORTHFIELD		4			4
PENINSULA REGIONAL MED CTR LAB			4	100%	4
Sears Coastal Nursing and Rehab		4			4
SACRED HEART HEALTH SYSTEMS INC			4	100%	4
INTERMOUNTAIN HEALTHCARE CENTRAL LABORATORY			4	100%	4
HEALTHQUEST, INC		3	1	25%	4
CORIZON HEALTH INC			4	100%	4
Willowbrooke Court at Country House		4			4
MARSHFIELD LABORATORIES			4	100%	4
BETHPAGE MEDICAL PLLC		4			4
MEDEXPRESS URGENT CARE - RUNNEMEDE		2	2	50%	4
WELLSTAR PAULDING HOSPITAL		4			4
CARE ONE PRIMARY CARE			4	100%	4
CONSULATE HEATH CARE AT WEST ALTAMONTE			4	100%	4
ST JOHN'S RIVERSIDE HOSPITAL		3	1	25%	4
Millennium Nursing & Rehab Center		4			4
NDX-CORE LAB			4	100%	4
UNIVERSITY OF MIAMI STUDENT HEALTH SERVICE			4	100%	4
Kroger 895 - The Little Clinic Green Hills		4			4
BETTERMED URGENT CARE			4	100%	4
CELEBRATION PEDIATRICS			4	100%	4
Health Care Center of Jacksonville			4	100%	4
BARRANCO CLINIC PA, THE	1	3			4
CVS MA634POCT KINGSTON		3	1	25%	4
NEMOURS CHILDREN'S CLINIC			4	100%	4
H/L of West Ashley Rehabilitation and Nursing Center		4			4
MEDRITE MEDICAL CARE PC		4			4
INFINITI LABS INC			4	100%	4
FLORIDA HEALTHCARE PLAN			4	100%	4
FHCP - ORMOND BEACH			4	100%	4
MAURY REGIONAL MEDICAL CENTER		4			4
Overton Brooks VAMC		4			4
CVS NE5714POCT OMAHA		3	1	25%	4
SIGNATURE CARE EMERGENCY CENTER		2	2	50%	4
NEULIFE NEUROLOGICAL SERVICES LLC			4	100%	4
ELEVATION DIAGNOSTICS		4			4
SHARP MEMORIAL HOSPITAL MICROBIOLOGY DEPT			4	100%	4
GASTROENTEROLOGY ASSOC OF PENSACOLA, PA		2	2	50%	4
SMOKY MOUNTAIN URGENT CARE AND FAMILY MEDICINE CENTER			4	100%	4
ASCENSION ST VINCENT'S MEDICAL CENTER		3	1	25%	4
LAKE MARY PEDIATRICS			4	100%	4
CRESTAR LABS		2	2	50%	4
SINAI PLAZA NURSING AND REHAB CENTER			4	100%	4
Marian Manor, Inc		4			4

COVID-19: testing by laboratory

Data through May 12, 2021 verified as of May 13, 2021 at 09:25 AM

Data in this report are provisional and subject to change.

The numbers in the table below represent the number of Florida and non-Florida residents for whom test results were received by the Department of Health. A person can be tested by more than one laboratory and can have both positive and negative results. **Therefore, the sum of the numbers in each column will be larger than the total number of people tested.**

Reporting lab	Inconclusive	Negative	Positive	Percent positive	Total
SIGNATURE CARE MONTROSE		2	2	50%	4
FLORENCE - HUNTSVILLE HOSPITAL URGENT CARE		3	1	25%	4
DEPARTMENT OF HEALTH AND ENVIRONMENTAL CONTROL			4	100%	4
ManorCare Health Services Camp Hill		4			4
FAMILY MEDICINE AT WINTER PARK			4	100%	4
GERALD CHAMPION REGIONAL MEDICAL CENTE		4			4
CVS CA9485POCT MISSION VIEJO		4			4
MEDAC AT PORTERS NECK			4	100%	4
GENUS DIAGNOSTICS			4	100%	4
COMMUNITY HEALTH CENTERS INC			4	100%	4
CVS CT288POCT BRISTOL		3	1	25%	4
URGENT CARE - OCONEE		2	2	50%	4
CVS CA9145POCT SANTEE		3	1	25%	4
SINAI POST ACUTE NURSING AND REHAB CE		4			4
ADMERA HEALTH			4	100%	4
ACCENT PHYSICIAN SPECIALISTS PA		4			4
CLINICAL CARE CENTER, INC			4	100%	4
PREMIER PEDIATRICS LLC			4	100%	4
MASSENA HOSPITAL LABORATORY		4			4
BE WELL PHARMACY		4			4
ANY LAB TEST FAST CORP		3	1	25%	4
MINUTECLINIC DIAG OF IND, LLC #5369		3	1	25%	4
LIFE CARE HOME HEALTH SERVICES LLC		1	3	75%	4
ACHN CLINIC			4	100%	4
ARCPPOINT LABS OF ALTAMONTE SPRINGS		2	2	50%	4
BETHPAGE EXTENDED HOURS CENTER		4			4
NHC HealthCare, Pulaski		4			4
CUMBERLAND MEDICAL CENTER INC		4			4
WYCLIFFE BIBLE TRANSLATORS		4			4
NHC HealthCare, Cookeville		4			4
BROOME COUNTY HEALTH DEPARTMENT		3	1	25%	4
INDUSTRY LAB DIAGNOSTIC PARTNERS			4	100%	4
MEDEXPRESS URGENT CARE - MARKHAM STREE		3	1	25%	4
ORANGE COUNTY HEALTH DEPARTMENT		2	2	50%	4
TMH REHABILITATION CENTER		4			4
VA OUTPATIENT PHARMACY			4	100%	4
CVS AZ5026POCT MESA		4			4
CVS CA9858POCT SANTA CLARITA		3	1	25%	4
EMERALD TRACE		4			4
DEPARTMENT OF HEALTH/ NEW YORK			4	100%	4
NOT GIVEN		1	3	75%	4
Kroger 959 - The Little Clinic Carmel		4			4
VA Ann Arbor HCS		3	1	25%	4
JFK INTERNAL MEDICINE FACULTY PRACTICE		2	2	50%	4
ROAN DRUG COMPANY LLC		4			4
WELLSTREET BUCKHEAD SOUTH		3	1	25%	4

COVID-19: testing by laboratory

Data through May 12, 2021 verified as of May 13, 2021 at 09:25 AM

Data in this report are provisional and subject to change.

The numbers in the table below represent the number of Florida and non-Florida residents for whom test results were received by the Department of Health. A person can be tested by more than one laboratory and can have both positive and negative results. **Therefore, the sum of the numbers in each column will be larger than the total number of people tested.**

Reporting lab	Inconclusive	Negative	Positive	Percent positive	Total
ADVANCED URGENT CARE LLC		1	3	75%	4
ARCPPOINT LABS OF FORT LAUDERDALE, FL CENTRAL		1	3	75%	4
CENTRAL FLORIDA INTERNAL OCCUPATIONAL AND		4			4
CVS CA9803POCT RIVERSIDE		4			4
TRUE HEALTH- HOFFNER		3	1	25%	4
LAHEY CLINIC MEDICAL CENTER			4	100%	4
CVS MA1945POCT HANOVER		3			3
Gracemore Nursing and Rehab		3			3
ASANTE THREE RIVERS MEDICAL CENTER LAB		3			3
CGH MEDICAL CENTER			3	100%	3
Manor Care-Kingston Court of York PA, LLC		3			3
PEDIATRICS AND ADOLESCENT MEDICINE		2	1	33%	3
RRMC CREEKSIDE LAB		3			3
HEALTH FIRST MEDICAL GROUP			3	100%	3
EAST NAPLES PEDIATRICS			3	100%	3
CVS AZ7263POCT PHOENIX		3			3
ALCALA PHARMACEUTICALS			3	100%	3
CAREHERE LLC			3	100%	3
PRISMA HEALTH MIDLANDS			3	100%	3
CENTURY LINK SPORTS COMPLEX			3	100%	3
LAB PLUS, LLC AT ASCENSION SAINT THOMA		3			3
PIEDMONT ROCKDALE HOSPITAL		2	1	33%	3
NATIONAL JEWISH HEALTH			3	100%	3
CVS NM7242POCT ALBUQUERQUE		3			3
OPTUM PRIMARY CARE - SILVER LAKES			3	100%	3
HARBORCHASE OF STUART			3	100%	3
WELLSTAR URGENT CARE SHALLOWFORD		1	2	67%	3
Granville Center	1	2			3
NEWSTAR MEDICAL LABORATORIES		3			3
AFFORDABLE PRIMARY CARE LLC		3			3
HUMC		1	2	67%	3
ST LUKES HOSPITAL			3	100%	3
EASTMAN HEALTHCARE & REHAB		3			3
APEX CLINICAL LABORATORIES INC		3			3
CROSSROADS URGENT CARE DBA URGENT TEA		3			3
COOSA VALLEY HEALTHCARE CENTER LLC		3			3
ALABAMA MEDICAL GROUP PC		2	1	33%	3
CENTRAL DUPAGE HOSPITAL			3	100%	3
WALGREENS #05477		3			3
ACL LABORATORIES INDUSTRIAL TOXICOLOGY			3	100%	3
LIFE CARE CENTER OF SKAGIT VALLEY		3			3
OHIO DEPARTMENT OF HEALTH LABORATORY		2	1	33%	3
LEGACY ER & URGENT CARE - FRISCO WEST			3	100%	3
YOUR DOCTOR'S OFFICE		2	1	33%	3
MINUTECLINIC DIAGNOSTIC OF NEW MEXICO LLC #7552		3			3
NEMOURS CHILDRENS PRIMARY CARE HORIZON WEST			3	100%	3

COVID-19: testing by laboratory

Data through May 12, 2021 verified as of May 13, 2021 at 09:25 AM

Data in this report are provisional and subject to change.

The numbers in the table below represent the number of Florida and non-Florida residents for whom test results were received by the Department of Health. A person can be tested by more than one laboratory and can have both positive and negative results. **Therefore, the sum of the numbers in each column will be larger than the total number of people tested.**

Reporting lab	Inconclusive	Negative	Positive	Percent positive	Total
ACCESS LABORATORIES LLC			3	100%	3
INSPIRA MEDICAL CENTER VINELAND LAB		2	1	33%	3
CVS NC4169POCT FAYETTEVILLE		3			3
Broadview Multi-Care Center		3			3
MONTANA PUBLIC HEALTH LAB			3	100%	3
SPRING LAKE REHABILITATION CENTER			3	100%	3
MARRA'S PHARMACY		3			3
TAMPA		1	2	67%	3
AZALEALAND NURSING HOME		3			3
WOODMARK AT UPTOWN ASSISTED LIVING		3			3
EMERALD PARK OF HOLLYWOOD			3	100%	3
Glenview Terrace Nursing Center		3			3
HOUSTON METHODIST HOSPITAL			3	100%	3
COOPER UNIVERSITY HOSPITAL LABORATORY		2	1	33%	3
SENTARA NORFOLK GENERAL HOSPITAL CENTRAL LAB			3	100%	3
SURETOX LABORATORY LLC		2	1	33%	3
HOCHBERG LOWER SCHOOL		3			3
HEALTH SENTRY			3	100%	3
SEMINOLE FAMILY HEALTH CENTER		3			3
CORNERSTONE DRUG AND GIFT INC		3			3
EVENING PEDIATRICS INC		1	2	67%	3
VELOCITY URGENT CARE			3	100%	3
CLEARWATER		2	1	33%	3
CVS OH4359POCT HUDSON		3			3
SSM HEALTH ST LOUIS MICROBIOLOGY LABORATORY		1	2	67%	3
WOMENS CARE FLORIDA LLC-LABORATORY		3			3
MEDFUSION		2	1	33%	3
HARBOUR'S EDGE		2	1	33%	3
SPARROW CENTRAL LAB			3	100%	3
MEDEXPRESS URGENT CARE - TOTOWA		3			3
CTRS			3	100%	3
HEALGEN SCIENTIFIC			3	100%	3
MEDEXPRESS URGENT CARE GREENSBURG		2	1	33%	3
NEMOURS CHILDREN'S PRIMARY CARE, LONGWOOD			3	100%	3
LEGACY ER AND URGENT CARE			3	100%	3
COASTAL SKIN SURGERY AND DERMATOLOGY PL		3			3
AVALON MEDICAL GROUP		1	2	67%	3
FOUR WINDS BEHAVIORAL HEALTH		3			3
MEDEXPRESS URGENT CARE - O'FALLON		3			3
MEDEXPRESS URGENT CARE - HADLEY		3			3
MANASOTA PEDIATRICS			3	100%	3
CVS MO10151POCT SPRINGFIELD		2	1	33%	3
EXETER HOSPITAL		3			3
ORCHID COVE DAYTONA			3	100%	3
UHEALTH JACKSON URGENT CARE - CUTLER BAY		1	2	67%	3
TMH PHYSICIAN PARTNERS BLOUNTSTOWN			3	100%	3

COVID-19: testing by laboratory

Data through May 12, 2021 verified as of May 13, 2021 at 09:25 AM

Data in this report are provisional and subject to change.

The numbers in the table below represent the number of Florida and non-Florida residents for whom test results were received by the Department of Health. A person can be tested by more than one laboratory and can have both positive and negative results. **Therefore, the sum of the numbers in each column will be larger than the total number of people tested.**

Reporting lab	Inconclusive	Negative	Positive	Percent positive	Total
CVS IN6608POCT NEW PALESTINE		1	2	67%	3
HELIX LW UC		1	2	67%	3
STARLING AT SAN JOSE			3	100%	3
DUKE UNIVERSITY POINT OF CARE TESTING PROGRAM			3	100%	3
GINKGO-IXLAYER		3			3
ADRIANA M CASTRO MD PA		3			3
2412 LEBANON PIKE		2	1	33%	3
HARRIS URGENT CARE CENTER			3	100%	3
CURATIVE TEXAS			3	100%	3
PARKLAND HEALTH & HOSPITAL			3	100%	3
THE CENTER FOR DISCOVERY		3			3
CROWNE HEALTH CARE OF FORT PAYNE		2	1	33%	3
MEDEXPRESS URGENT CARE - NUTLEY		3			3
NASON HOSPITAL			3	100%	3
STRINGFELLOW MEMORIAL HOSPITAL		3			3
CVS KS676POCT LAWRENCE		2	1	33%	3
CVS RI326POCT NORTH SMITHFIELD		3			3
CVS PA7132POCT THORNDALE		3			3
MID FLORIDA CLINICAL LABORATORY		2	1	33%	3
DASCENA LAB			3	100%	3
RIVERSIDE METHODIST HOSPITAL LAB			3	100%	3
MARTIN MEDICAL CENTER INC		1	2	67%	3
BROOKDALE LAKE MARY			3	100%	3
TERRACE OF ST CLOUD, THE		2	1	33%	3
SCHIFF CENTER FOR LIVER DISEASES		1	2	67%	3
VA OUTPATIENT CLINIC-NEW PORT RICHEY			3	100%	3
CVS TX2876POCT PROSPER		3			3
HARRINGTON PARK HEALTH AND REHAB		3			3
NHC DICKSON		3			3
WAL-MART STORES EAST LP		2	1	33%	3
Kroger 758 - The Little Clinic Providence		3			3
Kroger 768 - The Little Clinic Leestown Rd		2	1	33%	3
MEDEXPRESS URGENT CARE - RICHMOND, W BROAD ST		3			3
EXPEDIAN URGENT CARE			3	100%	3
NORTHERN LIGHT LABORATORY		1	2	67%	3
Grandview Health Care Center		3			3
UK HEALTHCARE			3	100%	3
Kroger 387 - The Little Clinic Hubbards Lane		3			3
CVS MA654POCT ACTON		3			3
CARENOW-ATASCOCITA			3	100%	3
NOVA SOUTHEASTERN UNIVERSITY		2	1	33%	3
Bainbridge Health and Rehab		3			3
MANORCARE NURSING & REHABILITATION CENTER-NAPLES		3			3
COL CROSSROAD		1	2	67%	3
ACCOMPLISHED HOME CARE		3			3
ADVENTHEALTH WATERMAN COMMUNITY CLINIC			3	100%	3

COVID-19: testing by laboratory

Data through May 12, 2021 verified as of May 13, 2021 at 09:25 AM

Data in this report are provisional and subject to change.

The numbers in the table below represent the number of Florida and non-Florida residents for whom test results were received by the Department of Health. A person can be tested by more than one laboratory and can have both positive and negative results. **Therefore, the sum of the numbers in each column will be larger than the total number of people tested.**

Reporting lab	Inconclusive	Negative	Positive	Percent positive	Total
ESTERO FIRE RESCUE		3			3
Village on the Green			3	100%	3
MEMORIAL HEALTH UNIVERSITY MEDICAL CENTER			3	100%	3
CHOTA COMMUNITY HEALTH SERVICES		2	1	33%	3
FIRST CARE - MIDDLESBORO			3	100%	3
PALM COAST DIALYSIS		2	1	33%	3
HOPE HEALTH CARE, LLC		3			3
SCRIPPS CLINIC MEDICAL			3	100%	3
NORTH CAROLINA DEPT OF HEALTH & HUMAN SRVCS STATE LAB OF PUBLIC HEALTH			3	100%	3
NORTHWELL HEALTH			3	100%	3
ADVICE FOR OPTIMAL WELLNESS, INC			3	100%	3
RAPID CITY RUGENT CARE			3	100%	3
ATLANTIS OUTPATIENT CENTER		3			3
MEDEXPRESS URGENT CARE-WILKINS TOWNSHIP, WILLIAM PENN HIGHWAY		3			3
MEDICAL CITY DALLAS HOSPITAL			3	100%	3
BAPTIST PRIMARY CARE FERNANDINA BEACH			3	100%	3
Diversicare of Ripley		3			3
C A R E S OXFORD		2	1	33%	3
TAYLOR MANOR		1	2	67%	3
DOUGLASVILLE NURSING AND REHABILITATIO		3			3
GENDERXPRESS/PICTURE ME PERFECT IMAGING			3	100%	3
Englewood Health and Rehab			3	100%	3
PANCARE HEALTH - FRANKLIN CO			3	100%	3
CORMEUM LAB SERVICES, LLC			3	100%	3
WEST TN HEALTH MED NORTH		3			3
MED FUSION			3	100%	3
CVS PA2296POCT MACUNGIE		3			3
EXPRESSCARE URGENT CARE CENTER			3	100%	3
OPENTRONS PRL		2	1	33%	3
NORTH SHORE HOSP. INFECTION CONTROL			3	100%	3
PUBLIC HEALTH TRUST OF MIAMI DADE COUNTY			3	100%	3
US SPECIALTY LABS			3	100%	3
NORTH BROWARD HOSPITAL DISTRICT HEALTHCARE FOR THE HOMELESS			3	100%	3
MINUTECLINIC, LLC #05891		2	1	33%	3
SUPER HEALTH PHARMACY LLC		3			3
CONCENTRA - PLANTATION		3			3
GREATER MOBILE URGENT CARE - SPRINGHILL			3	100%	3
MEDICAL SERVICES OF AMERICA HOME HEALTH		3			3
CVS MA335POCT RAYNHAM		3			3
GREENTREE MEDICAL CENTER			3	100%	3
CABELL HUNTINGTON HOSPITAL CLINICAL LAB			3	100%	3
VIRTUA MEMORIAL HOSPITAL BURLINGTON COUNTY		1	2	67%	3
MEDIC INFUSION PA		3			3
Kings County Hospital Center			3	100%	3
MINUTECLINIC DIAGNOSTIC, PA #10252		3			3
MEMORIAL HOSPITAL OF TAMPA			3	100%	3

COVID-19: testing by laboratory

Data through May 12, 2021 verified as of May 13, 2021 at 09:25 AM

Data in this report are provisional and subject to change.

The numbers in the table below represent the number of Florida and non-Florida residents for whom test results were received by the Department of Health. A person can be tested by more than one laboratory and can have both positive and negative results. **Therefore, the sum of the numbers in each column will be larger than the total number of people tested.**

Reporting lab	Inconclusive	Negative	Positive	Percent positive	Total
ELIAS KANAAN MD PA		3			3
AFC URGENT CARE/FARRAGUT			3	100%	3
THE DOCTORS OFFICE OF BRICK, LLC		3			3
ACCESS HEALTH CARE		2	1	33%	3
W.G. (Bill) Hefner VAMC		3			3
RICHMOND CITY DEPARTMENT OF PUBLIC HEALTH			3	100%	3
Crowne Health Care of Eufaula		3			3
CVS AZ1720POCT QUEEN CREEK		3			3
Maryfield Inc. dba Pennybyrn		3			3
INTERNAL MEDICINE & PEDIATRICS WELLNESS CENTER			3	100%	3
CVS NE5863POCT OMAHA		1	2	67%	3
FLORIDA LABORATORY ANALYSIS, LLC			3	100%	3
WHOLE CHILD PEDIATRICS			3	100%	3
NC STATE LABORATORY OF PUBLIC HEALTH		3			3
PENSACOLA MEDICAL CLINIC LLC			3	100%	3
PREMIER CLINICAL RESEARCH INSTITUTE INC			3	100%	3
NEW YORK STATE DEPARTMENT OF HEALTH		1	2	67%	3
LPG PEDIATRICS AT LEHIGH ACRES		2	1	33%	3
NEWCARE PRIMARY MEDICINE			3	100%	3
GARCIA MORALES NELSON			3	100%	3
METALABDX		3			3
HOUSTON MEDICAL CENTER			3	100%	3
CVS AZ7841POCT TUCSON		3			3
NORTHSIDE HOSPITAL D/B/A ARTHRITIS		3			3
LEESBURG COMMUNITY HEALTH CENTERS			3	100%	3
COASTAL PEDIATRIC CARE			3	100%	3
BOLING, STEPHANIE		3			3
PARRISH MEDICAL CENTER-WAIVED TESTING		3			3
MEDEXPRESS URGENT CARE - LINKHORNE		3			3
WEILL CORNELL MEDICAL ASSOCIATES - EAST SIDE		3			3
OPP HEALTH AND REHABILITATION		3			3
COMMUNITY MEDICAL CENTER			3	100%	3
PHYSICIANS MEDICAL CENTER		3			3
LIVINGSTON COUNTY DEPT OF HEALTH REPRO			3	100%	3
YATES COUNTY PUBLIC HEALTH		3			3
Eugene J. Towbin Healthcare Center		3			3
CORNERSTONE MEDICAL CARE OF BRANDON		2	1	33%	3
CAPTIAL REGIONAL MEDICAL CENTER			3	100%	3
PIEDMONT MOUNTAINSIDE HOSPITAL LAB - E		3			3
CCRX OF NORTH CAROLINA, LLC		2	1	33%	3
BRADENTON PHYSICIAN MEDICAL CENTER			3	100%	3
KAP MEDICAL GROUP, LLC			3	100%	3
CVS MINUTE CLINIC #5836		3			3
TUFTS MEDICAL CENTER			3	100%	3
WALGREENS #07502		3			3
BROOKDALE OAKBRIDGE		1	2	67%	3

COVID-19: testing by laboratory

Data through May 12, 2021 verified as of May 13, 2021 at 09:25 AM

Data in this report are provisional and subject to change.

The numbers in the table below represent the number of Florida and non-Florida residents for whom test results were received by the Department of Health. A person can be tested by more than one laboratory and can have both positive and negative results. **Therefore, the sum of the numbers in each column will be larger than the total number of people tested.**

Reporting lab	Inconclusive	Negative	Positive	Percent positive	Total
TWELVE OAKS RECOVERY CENTER			3	100%	3
LINCOLN MEDICAL CENTER		3			3
CVS MA1179POCT HUDSON		2	1	33%	3
B2 URGENT CARE		1	2	67%	3
OMNI HEALTHCARE INC		1	2	67%	3
MEDEXPRESS URGENT CARE - HACKETTSTOWN		2	1	33%	3
VIRGINIA DIVISION OF CONSOLIDATED LABORATORIES			3	100%	3
C19 LABS			3	100%	3
MEDEXPRESS URGENT CARE - CEDAR KNOLLS		3			3
IP BOISE 1		2	1	33%	3
ST. PETERSBURG PEDIATRICS- 38TH AVENUE			3	100%	3
LRHS Florida Poly Tech		3			3
RESOLUTE PAIN SOLUTIONS		3			3
TRUE HEALTH - LAKE UNDERHILL		3			3
ST CLOUD PHARMACY AND WELLNESS CENTER		2	1	33%	3
TARRANT COUNTY PUBLIC HEALTH		3			3
WATERS PEDIATRIC CENTER			3	100%	3
BAPTIST PRIMARY CARE, INC.		2	1	33%	3
Maple Lawn MCF		3			3
F W HUSTON MEDICAL CENTER SENIOR LIVIN		3			3
FAMILY CARE SPECIALISTS OF ORLANDO			3	100%	3
SERENADES BY SONATA		1	2	67%	3
WEST COCOA PHARMACY			3	100%	3
CALIFORNIA DEPARTMENT OF PUBLIC HEALTH BRANCH LABORATORY			3	100%	3
KIDSVILLE PEDIATRICS IV PA		1	2	67%	3
CAMPAZZI CONCIERGE MEDICAL SERVICES		2	1	33%	3
QUEST DIAGNOSTICS INCORPORATED	1		2	67%	3
TAMPA INTERNATIONAL AIRPORT			3	100%	3
SUNDALE NURSING HOME		3			3
MINUTECLINIC, LLC #05814		3			3
FULGENT GENETICS HOUSTON		3			3
AFC URGENT CARE CLEVELAND			3	100%	3
Kroger 448 - The Little Clinic Mason		3			3
NORTHWEST FLORIDA CLINICAL LAB		1	2	67%	3
GROVES CENTER			3	100%	3
CLINICAL CARE ASSOCIATES, INC			3	100%	3
ABRAKIDABRA KIDS CLINIC		1	2	67%	3
CVS MA1006POCT BROCKTON		3			3
BETHESDA HOSPITAL EAST BLOOD GAS LAB			3	100%	3
BOSTON MEDICAL CENTER			3	100%	3
ASPIRUS WAUSAU HOSPITAL			3	100%	3
OCALA REGIONAL KIDNEY CENTER-WEST			3	100%	3
MANATEE URGENT CARE LLC			3	100%	3
INTERCOASTAL FAMILY PRATICE		1	2	67%	3
OHIO HEALTH DOCTORS HOSPITAL			3	100%	3
DOCTORS CARE - AIKEN MALL			3	100%	3

COVID-19: testing by laboratory

Data through May 12, 2021 verified as of May 13, 2021 at 09:25 AM

Data in this report are provisional and subject to change.

The numbers in the table below represent the number of Florida and non-Florida residents for whom test results were received by the Department of Health. A person can be tested by more than one laboratory and can have both positive and negative results. **Therefore, the sum of the numbers in each column will be larger than the total number of people tested.**

Reporting lab	Inconclusive	Negative	Positive	Percent positive	Total
NORTHSIDE FAMILY MEDICINE AND URGENT CARE (HOLLY SPRINGS)		3			3
COMMUNICABLE DISEASE CONTROL/PUBLIC HEALTH EMERGENCY PREPAREDNESS			3	100%	3
MEDEXPRESS URGENT CARE, HERMITAGE		1	2	67%	3
Walgreens #5984		3			3
BASCOM PALMER EYE INSTITUTE			3	100%	3
SAN JUAN REGIONAL MEDICAL CENTER		3			3
MASSACHUSETTS DEPARTMENT OF HEALTH			3	100%	3
BAPTIST HOSPITAL OF MIAMI MCI BROWARD LABORATORY			3	100%	3
CANOPY AT HARPER LAKE, THE			3	100%	3
Farmville Health & Rehab Center		3			3
NEMOURS CHILDRENS PRIMARY CARE MAITLAND			3	100%	3
UHEALTH CORAL SPRINGS			3	100%	3
HEALTH AND WELLNESS URGENT CARE LLC			3	100%	3
ONE MEDICAL GROUP		1	2	67%	3
DIGNITY HEALING LLC			3	100%	3
GET WELL EXPRESS URGENT CARE & WALK-IN CLINIC			3	100%	3
FAST PACE URGENT CARE			3	100%	3
ADVANCE FAMILY PRACTICE LLC			3	100%	3
ACCESS 365 URGENT CARE LLC		1	2	67%	3
VIRGINIA DEPARTMENT OF HEALTH DIVISION OF			3	100%	3
GULF COAST IMMEDIATE CARE CENTER		1	2	67%	3
SAMARITAN PACIFIC COMMUNITIES HOSPITAL		2	1	33%	3
CVS IN6559POCT AVON		3			3
FAMILY FIRST PEDIATRICS			3	100%	3
MEDEXPRESS URGENT CARE-CLOQUET		3			3
CROSSVILLE MEDICAL GROUP		1	2	67%	3
Michael J Crescenz VA Outpatient Dialysis Center		3			3
NATHAN LITTAUER HOSPITAL LAB		3			3
MARYLAND STATE DEPT OF HEALTH	2		1	33%	3
MUNSON MEDICAL CENTER			3	100%	3
Florida Baptist Retirement Center		1	2	67%	3
CVS AZ4795POCT MESA		3			3
JERSEY IRISH MEDICAL		3			3
BLACKWATER RIVER			3	100%	3
MEDICAL CENTER OF THE ROCKIES			3	100%	3
SPRINGHILL MEMORIAL HOSPITAL		3			3
MARLBORO URGENT CARE		3			3
PEDIATRICS BY THE SEA JOG RD OFFICE			3	100%	3
CVS TN7144POCT BARTLETT		3			3
PINELLAS CHD - CLEARWATER		2	1	33%	3
CERTIVIA LABORATORIES			3	100%	3
MEDEXPRESS URGENT CARE-SALINA, S 9TH ST		3			3
MURFREESBORO MEDICAL CLINIC		3			3
CVS IN6605POCT INDIANAPOLIS		2	1	33%	3
Sky View Rehabilitation and Health Care Center		3			3
EFFINGHAM HOSP, INC, DBA EFFINGHAM HEALTH		3			3

COVID-19: testing by laboratory

Data through May 12, 2021 verified as of May 13, 2021 at 09:25 AM

Data in this report are provisional and subject to change.

The numbers in the table below represent the number of Florida and non-Florida residents for whom test results were received by the Department of Health. A person can be tested by more than one laboratory and can have both positive and negative results. **Therefore, the sum of the numbers in each column will be larger than the total number of people tested.**

Reporting lab	Inconclusive	Negative	Positive	Percent positive	Total
INSPIRED LIVING AT SARASOTA			3	100%	3
MEDEXPRESS - WILMINGTON KIRKWOOD HIGHWAY		2	1	33%	3
Highland Ave. Eye Clinic		3			3
CVS IL8753POCT CHICAGO		3			3
FRESENIUS KIDNEY CARE			3	100%	3
HOLY CITY MED URGENT CARE			3	100%	3
JACKSONVILLE VA OPC			3	100%	3
CARECENTER PHARMACY, LLC		3			3
CVS NC3514POCT STANLEY		3			3
YORK HOSPITAL - LABORATORY			3	100%	3
QUEST DIAGNOSTICS CLINICAL LABORATORIES INC		2	1	33%	3
CVS IN8639POCT TERRE HAUTE		3			3
24TH WEAPONS OF MASS DESTRUCTION - CIVIL SUPPORT		3			3
MEDEXPRESS-HOUSTON EAST FWY		1	2	67%	3
MOUNT SINAI MEDICAL CENTER HIALEAH			3	100%	3
ALOHA HOME CARE LLC DBA ACCENTCARE HOME HEALTH OF		3			3
BOND & STEELE CLINIC, PA			3	100%	3
EVERGREEN WOODS HEALTH & REHAB CENTER		2	1	33%	3
UNIVERSITY URGENT CARE			3	100%	3
PROPATH			3	100%	3
Westside Terrace		3			3
SHANDS AT LAKE SHORE LAB		1	2	67%	3
JS HEALTHCARE		2	1	33%	3
CVS - MINUTECLINIC			3	100%	3
MEDEXPRESS URGENT CARE - TOPEKA, SW WANAMAKER RD		3			3
LEE MEMORIAL HOSPITAL BLOOD GAS LAB			3	100%	3
BICKERTON, DAWN		3			3
QUALITY LABORATORY SERVICE		2	1	33%	3
OCEAN PEDIATRIC CARE			3	100%	3
ADVANCED MEDICAL RESEARCH CENTER LLC			3	100%	3
UNIVERSITY OF KANSAS MEDICAL CENTER			3	100%	3
CVS NV2989POCT NORTH LAS VEGAS		2	1	33%	3
HEPATOLOGY DIAGNOSTIC LAB			3	100%	3
LUCID LABORATORY SERVICES		3			3
COX HEALTH SOUTH LAB		1	2	67%	3
Greystone Health Care Center		3			3
MEDEXPRESS URGENT CARE - WALL		3			3
Medilodge of Monroe		3			3
FREDERICK MEMORIAL HOSPITAL			3	100%	3
BOONES CREEK URGENT CARE		1	2	67%	3
MEDEXPRESS URGENT CARE - JEANNETTE		3			3
HIALEAH SHORES NURSING AND		2	1	33%	3
CVS NE8616POCT LINCOLN		1	2	67%	3
CVS TX19POCT SPRING		3			3
SAFE PMC		3			3
NEBRASKA MEDICAL CENTER			3	100%	3

COVID-19: testing by laboratory

Data through May 12, 2021 verified as of May 13, 2021 at 09:25 AM

Data in this report are provisional and subject to change.

The numbers in the table below represent the number of Florida and non-Florida residents for whom test results were received by the Department of Health. A person can be tested by more than one laboratory and can have both positive and negative results. **Therefore, the sum of the numbers in each column will be larger than the total number of people tested.**

Reporting lab	Inconclusive	Negative	Positive	Percent positive	Total
TOTAL FAMILY CARE		3			3
SOUTHERN SURGICAL ARTS		3			3
Kroger 635 - The Little Clinic Dacula		3			3
WALGREENS #11329		3			3
CLARA MAASS TRANSITIONAL CARE UNIT		3			3
FAMILY TREE MEDICAL GROUP PA		2	1	33%	3
John Knox Manor Inc II		2	1	33%	3
MINUTECLINIC DIAGNOSTIC OF WISCONSIN,		3			3
MEDEXPRESS URGENT CARE-BLOOMFIELD AVEN		2	1	33%	3
PINELLAS PARK HEALTH CENTER - PINELLAS CHD		1	2	67%	3
HOMELAND CENTER		3			3
Concordia Village of Tampa			3	100%	3
CVS TX7675POCT RED OAK		1	2	67%	3
LEE CONVENIENT CARE AT SUMMERLIN			3	100%	3
Fort Gaines Health and Rehab		3			3
NEMOURS CHILDREN'S URGENT CARE LAKE NONA			3	100%	3
KISSIMMEE URGENT CARE		3			3
ADVENTHEALTH IMAGING LAKE NONA		1	2	67%	3
SUN TERRACE HEALTH CARE CENTER			3	100%	3
Kroger 388 - The Little Clinic Braelinn Village		3			3
EMORY CRAWFORD LONG HOSPITAL			3	100%	3
NEXTCARE WYOMING LLC			3	100%	3
SOUTH LAKE FAMILY HEALTH CENTER			3	100%	3
PALM COTTAGE OPERATOR LLC		2	1	33%	3
OAKMONT OF UNION SC, LLC		3			3
MINUTECLINIC DIAGNOSTIC, PA		3			3
St. Josephs Hospital		1	2	67%	3
TEMPUS_LABS			3	100%	3
CVS SC2497POCT LEXINGTON		3			3
MIDWAY SPECIALTY CARE RX LLC		1	2	67%	3
Domiciliary Rehab & Residential Treatment Program		3			3
GRIFOLS IH CENTER AND CLINICAL LABORATORY			3	100%	3
Magnolia Health and Rehab Center			3	100%	3
Kroger 522 - The Little Clinic Gahanna		2	1	33%	3
UNIVERSITY HEALTH SERVICES RIVER CAMPUS		2	1	33%	3
THOMAS LANGLEY			3	100%	3
SOUTHCARE PHARMACY INC		1	2	67%	3
ERIE COUNTY PUBLIC HEALTH CLINICAL		3			3
PRECIDENT FLORIDA		3			3
MEDEXPRESS URGENT CARE-CHIPPEWA		2	1	33%	3
DELRAY BEACH HEALTH DEPT LAB			3	100%	3
SOUTHEAST GEORGIA HEALTH SYSTEM BRUNS		3			3
UC CORAL GABLES		1	2	67%	3
AUSTIN PUBLIC HEALTH			3	100%	3
WYOMING DEPT OF HEALTH			3	100%	3
BNC Medical Investors, LLC Berrien Nursing & Rehabilitation Center		3			3

COVID-19: testing by laboratory

Data through May 12, 2021 verified as of May 13, 2021 at 09:25 AM

Data in this report are provisional and subject to change.

The numbers in the table below represent the number of Florida and non-Florida residents for whom test results were received by the Department of Health. A person can be tested by more than one laboratory and can have both positive and negative results. **Therefore, the sum of the numbers in each column will be larger than the total number of people tested.**

Reporting lab	Inconclusive	Negative	Positive	Percent positive	Total
PREMIER FAMILY AND SPORTS MEDICINE		2	1	33%	3
CAPE REGIONAL URGENT CARE MARMORA		2	1	33%	3
MARYWOOD NURSING CARE CENTER		3			3
Lebanon VAMC		2	1	33%	3
PHYSICIANS CARE INC		1	2	67%	3
The Good Shepherd		3			3
BROADWAY HEALTH FLORIDA MEDICAL CLINIC URGENT CARE			3	100%	3
NORTHEAST FLORIDA INTERNAL MEDICINE PA		3			3
HAMILTON COUNTY HEALTH DEPARTMENT		3			3
Cleveland Clinic Weston			3	100%	3
CVS PA371POCT PHILADELPHIA		3			3
MT CARMEL PHARMACY INC		3			3
Illiana HCS -Danville VAMC		3			3
SOMA MEDICAL CENTER P.A. #4			3	100%	3
COVENANT PEDIATRICS		1	2	67%	3
LEXINGTON MEDICAL CENTER		1	2	67%	3
TIEHH BIOTERRORISM RESPONSE LAB			3	100%	3
LAURELLWOOD NURSING CENTER		1	2	67%	3
Kroger 753 - The Little Clinic Goss Avenue		3			3
LIFEGUARD AMBULANCE SERVICE LLC, TEXAS			3	100%	3
CVS OH5457POCT POWELL		3			3
Medilodge of Montrose		3			3
CLINICA HISPANIA			3	100%	3
CEDAR CREST HEALTH CENTER		3			3
320 S TRANSIT ST		3			3
UNITY HEALTH AND REHABILITATION CENTER			3	100%	3
SCIENTIFIC LABORATORY DIVISION			3	100%	3
CVS MA137POCT QUINCY		3			3
THE PATHOLOGY LABORATORY		1	2	67%	3
CELEBRATION PRIMARY CARE ASSOCIATES LLC		3			3
CVS OH2540POCT HILLIARD		3			3
CVS AZ7075POCT CHANDLER		3			3
ONslow MEMORIAL HOSPITAL LABORATORY		3			3
SAVANNAH COVE		3			3
ISLAND NURSING HOME		2	1	33%	3
THE OASIS BEACHSIDE		3			3
Kroger 592 - The Little Clinic Alexander Plaza		2	1	33%	3
CVS PA7611POCT ALLISON PARK		3			3
JOJAN PHARMA INC		3			3
CARESPOT-WELLINGTON			3	100%	3
SUMMIT CLINICAL LABORATORIES LLC			3	100%	3
CVS SC5471POCT LEXINGTON		2	1	33%	3
MAYO		1	2	67%	3
CVS PHARMACY INC DBA CVS/PHARMACY #10908		3			3
NASSAU COUNTY HEALTH DEPARTMENT		3			3
PROHEALTH PRIMARY CARE - GLEN OAKS		3			3

COVID-19: testing by laboratory

Data through May 12, 2021 verified as of May 13, 2021 at 09:25 AM

Data in this report are provisional and subject to change.

The numbers in the table below represent the number of Florida and non-Florida residents for whom test results were received by the Department of Health. A person can be tested by more than one laboratory and can have both positive and negative results. **Therefore, the sum of the numbers in each column will be larger than the total number of people tested.**

Reporting lab	Inconclusive	Negative	Positive	Percent positive	Total
PEDIATRICS IN NORTH FLORIDA PA			3	100%	3
MEDSTAR URGENT CARE, LLC			3	100%	3
HELGEMO & LIOU PEDIATRICS			3	100%	3
EASTERN NEW MEXICO MEDICAL CENTER		3			3
SANIBEL MEDICAL CLINIC		1	2	67%	3
MEDEXPRESS URGENT CARE, EDWARDSVILLE		3			3
ORLANDO AIRPORT DIALYSIS		3			3
ADVANCED URGENT CARE CENTER OF THE UPPER KEYS		1	2	67%	3
MEMORIAL HERMANN CONSOLIDATED LABORATORY SERVICES			3	100%	3
THE MEDICAL CENTER			3	100%	3
INTERNAL MEDICINE AND WOUND CARE SPECIALIST LLC		3			3
NASSAU COUNTY HEALTH DEPARTMENT-FERNANDINA BEACH C		3			3
PREMIER MOBILE HEALTH SERVICES, LLC		1	2	67%	3
Kingston Care Center of Sylvania		3			3
Hackensack Univ Medical Center At Pasc		2	1	33%	3
AdventHealth Care Center Orlando North			3	100%	3
Crowne Health Care of Mobile		3			3
CVS IL3163POCT OAK PARK		3			3
MCGUFFEY HEALTH CARE CENTER INC		3			3
RCA LABORATORY SERVICES LLC			3	100%	3
MEDI PARTNERS OF SOUTH FLORIDA		3			3
SOLERA SPECIALTY PHARMACY LLC		2	1	33%	3
SIGNATURE CARE PFLUGERVILLE			3	100%	3
GRASSY SPRAIN PHARMACY INC		3			3
NEBRASKA DEPARTMENT OF HEALTH AND HUMAN SERVICES			3	100%	3
IMA MEDICAL CENTER OF WEST TAMPA		2	1	33%	3
NORTH NAPLES HOSPITAL RESPIRATORY THERAPY DEPARTMENT			3	100%	3
ANN STORCK CENTER INC		3			3
VICAR'S LANDING NURSING HOME		2	1	33%	3
RINGLING HEALTH CENTER		2	1	33%	3
HEALTH EXPRESS		3			3
Biopharmaceutics Laboratory Section		3			3
FLORIDA GASTROENTEROLOGY ASSOCIATES PA		3			3
SOUTH COUNTY MENTAL HEALTH CENTER INC			3	100%	3
DOCTORS HOSPITAL RENAISSANCE			3	100%	3
VA West Los Angeles Medical Center		3			3
EDITH NOURSE ROGERS MEMORIAL VAMC		3			3
GYN PATH SERVICES			3	100%	3
MEDEXPRESS URGENT CARE - WHEELING		2	1	33%	3
ADVENTHEALTH MEDICAL GROUP OBSTETRICS			3	100%	3
CVS NJ1927POCT GREEN BROOK		3			3
GONZALEZ MD AND ASWAD MD HEALTH SERVICES			3	100%	3
CENTRAL FL INTERNAL MEDICINE ASSOCIATES LLC		3			3
ADVANCED PEDIATRICS			3	100%	3
NEW GEN LABS			3	100%	3
TRISTAR WELLNESS, LLC		3			3

COVID-19: testing by laboratory

Data through May 12, 2021 verified as of May 13, 2021 at 09:25 AM

Data in this report are provisional and subject to change.

The numbers in the table below represent the number of Florida and non-Florida residents for whom test results were received by the Department of Health. A person can be tested by more than one laboratory and can have both positive and negative results. **Therefore, the sum of the numbers in each column will be larger than the total number of people tested.**

Reporting lab	Inconclusive	Negative	Positive	Percent positive	Total
Kroger 627 - The Little Clinic Castleberry		2	1	33%	3
WALGREENS NO 19542		3			3
ADVENT HEALTH MEDICAL GROUP FAMILY MEDICINE			3	100%	3
UNIVERSITY OF MARYLAND MEDICAL CENTER			3	100%	3
CVS MN663POCT APPLE VALLEY		2	1	33%	3
ROANE MEDICAL CENTER		2	1	33%	3
AVANTE INVERNESS		1	2	67%	3
EAST CORE LAB			3	100%	3
LOCH HAVEN PEDIATRICS			3	100%	3
PRIMARY & URGENT CARE CENTERS			3	100%	3
PLANT CITY FAMILY CARE		3			3
ROYAL PALM RETIREMENT CENTRE		3			3
CVS IL2798POCT CHICAGO		1	2	67%	3
GEISINGER COMMUNITY MEDICAL CENTER			3	100%	3
MEDEXPRESS URGENT CARE, BELLE VERNON		3			3
RIGHT AT HOME			3	100%	3
A PATTERN MEDICAL CLINIC		3			3
DOCTOR 4 U CLINIC		1	2	67%	3
CDK LIBERTY ENTERPRISES, LLC		3			3
VIBRA HEALTH LABORATORY			3	100%	3
CORTLAND COUNTY HEALTH DEPARTMENT		3			3
MINUTECLINIC DIAGNOSTIC MEDICAL		3			3
Franklin D. Roosevelt VAMC		3			3
CHILDREN'S HEALTHCARE OF ATLANTA AT EG		3			3
WINDERMERE PEDIATRICS			3	100%	3
ALLEGHENY GENERAL HOSPITAL			3	100%	3
Kroger 093 - The Little Clinic Stapleton		2	1	33%	3
ALABAMA DEPT PUBLIC HEALTH			3	100%	3
URGENT DOC - URGENT CARE CLINIC			3	100%	3
MEMORIAL HERMANN			3	100%	3
BAPTIST OUTPATIENT SERVICES			3	100%	3
CVS IL2788POCT BUFFALO GROVE		3			3
CVS IL8744POCT BROOKFIELD		3			3
LIFEGUARD AMBULANCE SERVICE LLC - BAY COUNTY			3	100%	3
ALLIANCE LABS @LRMC			3	100%	3
CARE ATC ARLINGTON CENTRAL PARK		3			3
SOUTHEASTERN IMMEDIATE CARE- MILLEDGEVILLE GA			3	100%	3
Schoolcraft Medical Care Facility		3			3
FLAGLER FAMILY MEDICINE PA			3	100%	3
WINDSOR AT OCALA		2	1	33%	3
SOLLIS HEALTH			3	100%	3
IOWA DEPARTMENT OF PUBLIC HEALTH			3	100%	3
MISSISSIPPI CARE CENTER OF DEKALB LLC		3			3
HARBORCHASE OF GAINESVILLE			3	100%	3
BEEBE MEDICAL CENTER LABORATORY		3			3
BARONESS ERLANGER HOSPITAL		3			3

COVID-19: testing by laboratory

Data through May 12, 2021 verified as of May 13, 2021 at 09:25 AM

Data in this report are provisional and subject to change.

The numbers in the table below represent the number of Florida and non-Florida residents for whom test results were received by the Department of Health. A person can be tested by more than one laboratory and can have both positive and negative results. **Therefore, the sum of the numbers in each column will be larger than the total number of people tested.**

Reporting lab	Inconclusive	Negative	Positive	Percent positive	Total
ALLIED PHYSICIANS GROUP PLLC		3			3
CAPE REGIONAL URGENT CARE		3			3
CVS MA2600POCT WEYMOUTH		2	1	33%	3
MEDEXPRESS URGENT CARE - LAWRENCE		3			3
BROOKDALE SENIOR LIVING			3	100%	3
PREMIER MEDICAL CLINIC		3			3
FLORIDA MENTOR-POINT WEST CLUSTER		3			3
NORTHCREST MEDICAL CENTER		1	2	67%	3
PRIMARY CARE CENTER OF LAKE CITY, THE			3	100%	3
CHEROKEE COUNTY HEALTH AND REHAB CENTER		3			3
MID-FLORIDA PATHOLOGY LLC - MOBILE UNIT # 3		1	2	67%	3
SUMMIT MEDICAL GROUP - WEST ORANGE		3			3
MINUTECLINIC #1773		3			3
TIFTON CARECONNECT URGENT CARE			3	100%	3
LEGACY LABORATORY SERVICES			3	100%	3
Providence VAMC		3			3
CRISP REGIONAL HOSPITAL		3			3
ORMOND BEACH URGENT CARE			3	100%	3
FLORIDA MEDICAL ASSOCIATES		3			3
Kroger 571 - The Little Clinic Hendersonville		1	2	67%	3
MERCY HEALTH			3	100%	3
LITTLE SPURS PEDIATRIC URGENT CARE		1	2	67%	3
VA Boston HCS-West Roxbury Division		2	1	33%	3
VELOCITY CARE			3	100%	3
CORE CLINICS, LLC		3			3
BROOKDALE ALTAMONTE SPRINGS			3	100%	3
MINUTE CLINIC DIAGNOSTIC OF KANSAS PA		3			3
CVS MO5727POCT PLATTE CITY		3			3
BAYSHORE MEDICAL CENTER LABORATORY		3			3
NORTH DAKOTA DEPT OF HEALTH MICROBIOLOGY		1	2	67%	3
CVS NV5942POCT LAS VEGAS		3			3
WALGREENS #01456		3			3
MEDICAL CENTER OF CENTRAL GEORGIA			3	100%	3
SISD EMPLOYEE HEALTH CLINIC			3	100%	3
BAPTIST HEALTH SURGERY CENTER AT NORTHPOINT			3	100%	3
Huntington Health Care and Rehabilitation Center		3			3
ADVENTHEALTH SEBRING- INFECTION CONTROL DEPARTMENT			3	100%	3
SOFTLAB			3	100%	3
AUGUSTA UNIVERISTY MEDICAL CENTER			3	100%	3
ESCO DRUG CO INC		3			3
HARDEN DIALYSIS		1	2	67%	3
TRINITY DIALYSIS			2	100%	2
ASSOCIATES IN UROGYNECOLOGY MD LLC		2			2
ONslow COUNTY HEALTH DEPARTMENT			2	100%	2
Walgreens #10207		2			2
The Friendly Home		2			2

COVID-19: testing by laboratory

Data through May 12, 2021 verified as of May 13, 2021 at 09:25 AM

Data in this report are provisional and subject to change.

The numbers in the table below represent the number of Florida and non-Florida residents for whom test results were received by the Department of Health. A person can be tested by more than one laboratory and can have both positive and negative results. **Therefore, the sum of the numbers in each column will be larger than the total number of people tested.**

Reporting lab	Inconclusive	Negative	Positive	Percent positive	Total
RICHICHI FAMILY HEALTH			2	100%	2
ROPER HOSPITAL			2	100%	2
CARRIER MILLS NURSING & REHABILITATION CENTER LLC		2			2
MIRAMAR KIDNEY CENTER		1	1	50%	2
DMC UNIVERSITY LABORATORIES		1	1	50%	2
Manor At Perrysburg		2			2
AHC Forest cove		2			2
MEDSTAR HARBOR HOSPITAL			2	100%	2
NEW YORK CITY CENTRAL COVID			2	100%	2
CVS MA41POCT TAUNTON		2			2
JASPER MEMORIAL HOSPITAL		1	1	50%	2
THE RIM URGENT CARE			2	100%	2
Aston Park Health Care Facility		2			2
MEDLOGIC, LLC		2			2
ADVENT HEALTH - OWASA			2	100%	2
UMASS MEMORIAL MEDICAL CENTER, INC		1	1	50%	2
NEMOURS CHILDRENS PRIMARY CARE			2	100%	2
CENTRAL FLORIDA FAMILY HEALTH CENTER		2			2
THE WINDSOR ORTEGA		2			2
Kroger 672 - The Little Clinic Bill Kennedy & Glenwood		2			2
NEIGHBORCARE PHARMACY SERVICES		2			2
Dexter Health Care		2			2
NLC LABS			2	100%	2
U OF MIAMI MILLER SCHOOL OF MEDICINE			2	100%	2
PHYSICIANS LABORATORY SERVICES			2	100%	2
PEDIATRIC HEALTH CARE		1	1	50%	2
AMERICAN RESEARCH CENTERS OF FLORIDA			2	100%	2
Walgreens #9890		2			2
TANNER MEDICAL CENTER VILLA RICA		2			2
TENNESSEE DEPARTMENT OF HEALTH (TDH) - REGIONAL LABORATORY			2	100%	2
WELLSTREET - SADDLEBROOK		2			2
PruittHealth Lakehaven		2			2
WELLSTREET SMYNA URGENT CARE		2			2
ABBAY DELRAY SOUTH IN FLORIDA			2	100%	2
Harbert Hills Academy Nursing Home		2			2
Mayaguez Outpatient Clinic		2			2
FLORIDA SPINE AND PAIN SPECIALISTS		2			2
FIRST PREVENTION AND DIALYSIS CENTER LLC			2	100%	2
CVS NJ2369POCT JACKSON		2			2
INSPIRIT SENIOR LIVING			2	100%	2
SOUTHSIDE FAMILY MEDICAL		2			2
LABCORP OF AMERICA HOLDINGS		1	1	50%	2
CVS SC7567POCT BOILING SPRINGS		1	1	50%	2
ACN PHYSICIANS GROUP CORP			2	100%	2
Douglas County Health Center		2			2
CVS AZ10529POCT SCOTTSDALE		2			2

COVID-19: testing by laboratory

Data through May 12, 2021 verified as of May 13, 2021 at 09:25 AM

Data in this report are provisional and subject to change.

The numbers in the table below represent the number of Florida and non-Florida residents for whom test results were received by the Department of Health. A person can be tested by more than one laboratory and can have both positive and negative results. **Therefore, the sum of the numbers in each column will be larger than the total number of people tested.**

Reporting lab	Inconclusive	Negative	Positive	Percent positive	Total
FIRST CHOICE MEDICAL PC			2	100%	2
SHANDS JACKSONVILLE CLINICAL CENTER		1	1	50%	2
ADVAGENIX			2	100%	2
WASHINGTONVILLE PHARMACY INC		2			2
BNJ		2			2
MEDEXPRESS URGENT CARE - LODI		2			2
ManorCare Health Services Peters Township		2			2
KJ MEDICAL PRACTICE PC		2			2
EASTSIDE SPORTS COMPLEX			2	100%	2
HERNANDO CHILDREN'S			2	100%	2
SYLVAN NURSING			2	100%	2
Stillwater Healthcare		2			2
MEDEXPRESS URGENT CARE - MYLAN			2	100%	2
PALM BAY COMMUNITY OUTPATIENT CLINIC		2			2
CVS TX7431POCT ROWLETT		2			2
FHPG SURGICAL ASSOCIATES OF EAST PASCO			2	100%	2
IM&P WELLNES CENTER			2	100%	2
DAVENPORT PEDIATRICS CLERMONT			2	100%	2
FLORIDA MENTOR FAULKNER GROUP HOME			2	100%	2
ALVERNO CLINICAL LABORATORIES			2	100%	2
CIGNA GATEWAY			2	100%	2
BAPTIST HEALTH MEDICAL PLAZA			2	100%	2
CLARKSVILLE HEALTH SYSTEM			2	100%	2
ST. JOSEPH REGIONAL MEDICAL CENTER			2	100%	2
HEALTH NETWORK LAB			2	100%	2
CARLE FOUNDATION HOSPITAL LABORATORY			2	100%	2
BAPTIST HOSPITAL PRIMARY CARE GULF BREEZE			2	100%	2
Alden Terrace of McHenry			2	100%	2
ERGENT MED SAINT SIMONS			2	100%	2
PALMETTO BAY MEDICAL CENTER		1	1	50%	2
ANDERSON COUNTY HOSPITAL			2	100%	2
LABTOX LABORATORIES			2	100%	2
SOUTH DAKOTA DEPARTMENT OF HEALTH		2			2
HCA HOUSTON ER 24/7			2	100%	2
Avanti Wellness and Rehab			2	100%	2
SWIFT CREEK HEALTH CENTER AT THE TEMPL		2			2
ADVANCED MEDICAL CARE			2	100%	2
CONEMAUGH MEMORIAL MEDICAL CENTER		2			2
OAKMONT EAST- GREENVILLE SC, LLC		2			2
WALGREENS NO 10512		1	1	50%	2
Kroger 127 - The Little Clinic Lakewood-Alameda		2			2
UT AUSTIN UNIVERSITY HEALTH SERVICES			2	100%	2
STAGES OF LIFE MEDICAL INSTITUTE			2	100%	2
REGIONS HOSPITAL LABORATORY			2	100%	2
EXCUSED ABSENCE PLLC		2			2
MEMORIAL HOSPITAL OF SOUTH BEND			2	100%	2

COVID-19: testing by laboratory

Data through May 12, 2021 verified as of May 13, 2021 at 09:25 AM

Data in this report are provisional and subject to change.

The numbers in the table below represent the number of Florida and non-Florida residents for whom test results were received by the Department of Health. A person can be tested by more than one laboratory and can have both positive and negative results. **Therefore, the sum of the numbers in each column will be larger than the total number of people tested.**

Reporting lab	Inconclusive	Negative	Positive	Percent positive	Total
CVS OH3980POCT KENT		2			2
UNITY LONGPOND		2			2
MID-FLORIDA HEMATOLOGY AND ONCOLOGY CENTERS		2			2
Garden Isle Healthcare and Rehabilitation Center		2			2
MEMORIAL HERMANN HOSPITAL			2	100%	2
GUARDIAN HOME CARE OF CENTRAL GEORGIA		2			2
VITAL CARE CLINIC, LLC			2	100%	2
LEHIGH MEDICAL AND RESEARCH CENTER, INC			2	100%	2
ST LUKE'S BOISE REGIONAL MEDICAL CENTER		2			2
James A. Lovell Federal Health Care Center		2			2
CREATIVE HEALTH CENTER			2	100%	2
NSUH AT SYOSSET		2			2
LABRADOR PRIMARY CARE CENTER			2	100%	2
INSPIRE HEALTHCARE CENTER			2	100%	2
Kroger 686 - The Little Clinic Farragut		2			2
WEST HOUSTON MEDICAL CENTER			2	100%	2
LOWELL GENERAL HOSPITAL			2	100%	2
SPRINGFIELD HOSPITAL LABORATORY			2	100%	2
ALABAMA REFERENCE LAB			2	100%	2
VALUE DRUGS BRONXVILLE INC		2			2
MEASE COUNTRYSIDE HOSPITAL CARDIAC REH			2	100%	2
BAPTIST HOSPITAL LABORATORY			2	100%	2
LAB PLUS, LLC			2	100%	2
MEDCARE		2			2
BAYFRONT CARDIOVASCULAR ASSOCIATES		1	1	50%	2
CLINIC OF PLANT CITY, THE		2			2
WEST BOCA MEDICAL CENTER			2	100%	2
MEDEXPRESS URGENT CARE, LEBANON		2			2
DR JAMES D FORBES FAMILY CARE CENTER			2	100%	2
HELEN HAYES HOSPITAL LABORATORY		2			2
NEMOURS CHILDRENS PRIMARY CARE CLERMONT			2	100%	2
MEDEXPRESS URGENT CARE - DERBY N ROCK		2			2
MADISON HOSPITAL LABORATORY			2	100%	2
GULF COAST REGIONAL MEDICAL CARE		2			2
HMH HOSPITALS CORPORATION		2			2
Kroger 328 - The Little Clinic Henderson Road		2			2
CVS MA1877POCT NORTON		2			2
REDMOND REGIONAL MEDICAL CENTER		1	1	50%	2
Crest Manor Living and Rehabilitation		2			2
INTERNAL MEDICINE SPECIALISTS MEDICAL GROUP, PA		2			2
MY INSTADOC - HOWELL URGENT CARE		2			2
DALLAS VA MEDICAL CENTER - VA NORTH TEXAS HEALTH CARE SYSTEM			2	100%	2
LONG, SARAH		1	1	50%	2
MANISTEE COUNTY MEDICAL CARE FACILITY		2			2
MIDDLEBURG PEDIATRICS			2	100%	2
TRICORE REFERENCE LABORATORY		1	1	50%	2

COVID-19: testing by laboratory

Data through May 12, 2021 verified as of May 13, 2021 at 09:25 AM

Data in this report are provisional and subject to change.

The numbers in the table below represent the number of Florida and non-Florida residents for whom test results were received by the Department of Health. A person can be tested by more than one laboratory and can have both positive and negative results. **Therefore, the sum of the numbers in each column will be larger than the total number of people tested.**

Reporting lab	Inconclusive	Negative	Positive	Percent positive	Total
BEREA URGENT CARE			2	100%	2
NORTHSIDE FAMILY MEDICINE AND URGENT CARE (EAST COBB)		2			2
DIAGNOSTIC CLINIC MEDICAL GROUP INC		2			2
Kroger 687 - The Little Clinic Sugar Hill		1	1	50%	2
UNIVERSITY OF MN MEDICAL CENTER EAST CAMPUS			2	100%	2
Kroger 356 - The Little Clinic Middletown		2			2
GARNET HEALTH DOCTORS		2			2
TEMPLE UNIVERSITY HOSPITAL			2	100%	2
BLUEWATER TOXICOLOGY			2	100%	2
ATLAS GENOMICS			2	100%	2
Bethel Lutheran Home		2			2
BUFFALO CROSSINGS HEALTHCARE AND REHABILITATION CENTER			2	100%	2
CVS TN5694POCT SODDY DAISY		2			2
HAMPTON VAMC		2			2
HPH HOME CARE		1	1	50%	2
CRUC CMCH-COVID-19		2			2
UMMC MIDTOWN CAMPUS			2	100%	2
BERKSHIRE MEDICAL CENTER			2	100%	2
CITRUS DERMATOLOGY			2	100%	2
NYU LANGONE HUNTINGTON MEDICAL GROUP		2			2
JACKSON LABORATORY OF GENOMIC MEDICINE		2			2
CARINGPLUS HOMECARE LLC		1	1	50%	2
INA		1	1	50%	2
WISE HEALTH SYSTEM		1	1	50%	2
GSM OCED Subsection			2	100%	2
MOBILE COUNTY HEALTH DEPARTMENT		1	1	50%	2
CHAPPEL GROUP RESEARCH, THE		2			2
COLD SPRING HILLS CENTER FOR NURSING A		2			2
ORLANDO DIALYSIS		1	1	50%	2
ASANTE ROGUE REGIONAL MEDICAL CENTER L		2			2
UMHC HOLLYWOOD LABORATORY			2	100%	2
HENRY FORD WEST BLOOMFIELD HOSPITAL			2	100%	2
WillowBrooke Court at Southampton Estates		2			2
AHC Humboldt		2			2
St. Luke's Care Center		2			2
US LABS		2			2
JULIE STAATS DO		2			2
HUMILITY OF MARY HEALTH PARTNERS			2	100%	2
Oakmont of Katy Nursing and Rehabilitation		2			2
CVS MI8287POCT MACOMB		2			2
POINT OF CARE PRIVATE HEALTH MANAGEMENT			2	100%	2
RM PHARMACY SERVICES INC		1	1	50%	2
NEMOURS CHILDRENS HORIZON WEST			2	100%	2
MEDEXPRESS URGENT CARE - WICHITA, N MAIZE RD		1	1	50%	2
MD NOW URGENT CARE CENTER INC.			2	100%	2
YOUTH AND YOU, INC		2			2

COVID-19: testing by laboratory

Data through May 12, 2021 verified as of May 13, 2021 at 09:25 AM

Data in this report are provisional and subject to change.

The numbers in the table below represent the number of Florida and non-Florida residents for whom test results were received by the Department of Health. A person can be tested by more than one laboratory and can have both positive and negative results. **Therefore, the sum of the numbers in each column will be larger than the total number of people tested.**

Reporting lab	Inconclusive	Negative	Positive	Percent positive	Total
DALLAS BAPTIST UNIVERSITY - HEALTH SERVICES			2	100%	2
JEFFERSON WASHINGTON TOWNSHIP HOSPITAL		2			2
North Ottawa Care Center at Heartwood Lodge		2			2
ASSOCIATES IN INTERNAL MEDICINE PA			2	100%	2
CHRISTUS SPOHN HOSPITAL			2	100%	2
Essex Center for Rehabilitation and Healthcare		2			2
Kroger 762 - The Little Clinic Clarksville		2			2
ATHENA CARE RESOURCES LLC		2			2
MEMORIAL HOSPITAL WEST			2	100%	2
CAROLINA BAY HEALTHCARE CTR OF WILMING		2			2
SHORE MEDICAL CENTER		2			2
Q ALL CARE MEDICAL PC		2			2
VIRGINIA DEPT OF HEALTH OFFICE OF EPIDEMIOLOGY			2	100%	2
SOUTHERN TENNESSEE MEDICAL CENTER			2	100%	2
PIEDMONT MOUNTAINSIDE HOSPITAL LABORAT		2			2
HERITAGE CARE AND REHABILITATION CENTE		2			2
PULMONARY MEDICINE		2			2
Kingston of Miamisburg		2			2
MINUTECLINIC DIAGNOSTICS OF OKLAHOMA		2			2
STOP URGENT CARE			2	100%	2
Advanced Rehabilitation and Healthcare of Wichita Falls		2			2
MC MEDICAL			2	100%	2
AL MANI HEALTH INSTUTUTE		2			2
WAKULLA URGENT CARE & DIAGNOSTIC			2	100%	2
GOSHEN MEDICAL CENTER			2	100%	2
DESERT ROSE FL LLC		2			2
NORTHSIDE FAMILY MEDICINE AND URGENT CARE (CUMMING)		2			2
MEDAILLE COLLEGE WELLNESS CENTER		2			2
BAYLOR SCOTT & WHITE COMPREHENSIVE WOUND			2	100%	2
MANSFIELD MEDICAL LODGE			2	100%	2
BIOHEALTH MEDICAL LAB INC			2	100%	2
Grand Junction VAMC		2			2
Lenawee Medical Care Facility		2			2
FAMILY URGENT CARE		2			2
FLORIDA CLINICAL LABORATORY INC			2	100%	2
MEDEXPRESS URGENT CARE - SPRINGDALE, S 40TH STREET		2			2
ASCENSION ST MICHAEL'S HOSPITAL LAB		1	1	50%	2
HOME ACCESS HEALTH			2	100%	2
PARK CITY HOSPITAL - RESPIRATORY CARE SERVICES			2	100%	2
MERCY MEDICAL CENTER INC		1	1	50%	2
ILLINOIS DEPT OF PUBLIC HEALTH LABS			2	100%	2
JENNIE STUART MEDICAL CENTER			2	100%	2
CPL INC/BSSC PATHOLOGY		2			2
Jackson Health Care Facility			2	100%	2
LOURDES-NOREEN MCKEEN RESIDENCE□			2	100%	2
COOL KIDZ PEDIATRICS			2	100%	2

COVID-19: testing by laboratory

Data through May 12, 2021 verified as of May 13, 2021 at 09:25 AM

Data in this report are provisional and subject to change.

The numbers in the table below represent the number of Florida and non-Florida residents for whom test results were received by the Department of Health. A person can be tested by more than one laboratory and can have both positive and negative results. **Therefore, the sum of the numbers in each column will be larger than the total number of people tested.**

Reporting lab	Inconclusive	Negative	Positive	Percent positive	Total
MAWD PATHOLOGY GROUP			2	100%	2
PUBLIX PHARMACY #1048		2			2
UWMC MONTLAKE DEPT OF LAB MED			2	100%	2
87TH MEDICAL GROUP - MCGUIRE AMBULATORY CARE FACILITY		2			2
MEDPOST - NORTH DALLAS			2	100%	2
Buena Vista Care Center		2			2
FLORIDA DEPARTMENT OF HEALTH IN LEE COUNTY		1	1	50%	2
STEWART ST ELIZABETH MEDICAL CENTER			2	100%	2
UNITED PHYSICIAN GROUP FAMILY MEDICINE OF HAMPTON		2			2
Good Samaritan Society-Blackduck		1	1	50%	2
MINUTECLINIC MINUTECLINIC #4978		1	1	50%	2
MEDEXPRESS URGENT CARE - LINCOLN VILLA		2			2
NORTON IMMEDIATE CARE CENTER - PRESTON			2	100%	2
IMMEDIATE CARE MEDICAL CENTER			2	100%	2
RMC BROOKHOLLOW MED AESTHETICS INC		2			2
CVS OH6185POCT PICKERINGTON		2			2
NORTHEAST FLORIDA HEALTH SERVICES, INC DBA FAMILY HEALTH SOURCE			2	100%	2
APPLECARE VALDOSTA			2	100%	2
Southern Pines Healthcare Center		1	1	50%	2
BETHESDA HEALTH CARE CENTER		2			2
WE CARE HOME HEALTH SOLUTIONS LLC			2	100%	2
CVS AZ9374POCT TUCSON		2			2
COLONIAL HEALTH CARE		1	1	50%	2
PM PEDIATRICS OF SELDEN, PLLC		2			2
Sanctuary Health Wadsworth		2			2
SKY LAKES MEDICAL CENTER		2			2
DOCTORS CARE OF PALM COAST			2	100%	2
ACL LABORATORIES - ROSEMONT			2	100%	2
PINARD HOME HEALTH SERVICES INC			2	100%	2
SUNNYSIDE MANOR		2			2
SHELBYVILLE HOSPITAL COMPANY		2			2
ALL PEDIATRIC CARE PA			2	100%	2
CALIFORNIA DIVISION OF COMMUNICABLE DISEASE CONTROL			2	100%	2
TWIN LAKES REHAB & HEALTHCARE		2			2
BENEVA LAKES ASSISTED LIVING CENTER			2	100%	2
BETHESDA HOSPITAL			2	100%	2
MOBILE PHLEBOTOMY SERVICES			2	100%	2
SPRING VALLEY HOSPITAL MEDICAL CENTER			2	100%	2
METHODIST MANSFIELD MEDICAL CENTER			2	100%	2
HOLY TRINITY PHARMACY LLC		2			2
ORLANDO LUTHERAN TOWERS		1	1	50%	2
OSF SAINT FRANCIS MEDICAL CENTER			2	100%	2
Kroger 549 - The Little Clinic Clinton Highway		2			2
MEDEXPRESS URGENT CARE - SOUTH CHARLESTON		2			2
BAPTIST HEALTH PRIMARY CARE HOMESTEAD			2	100%	2
Cypress Cove Center		2			2

COVID-19: testing by laboratory

Data through May 12, 2021 verified as of May 13, 2021 at 09:25 AM

Data in this report are provisional and subject to change.

The numbers in the table below represent the number of Florida and non-Florida residents for whom test results were received by the Department of Health. A person can be tested by more than one laboratory and can have both positive and negative results. **Therefore, the sum of the numbers in each column will be larger than the total number of people tested.**

Reporting lab	Inconclusive	Negative	Positive	Percent positive	Total
BERNHARDT LABORATORIES INC			2	100%	2
TMH EC NORTHEAST LABORATORY			2	100%	2
Highland Rehabilitation and Nursing Center		2			2
SPECIALTY LABORATORIES			2	100%	2
FORT MYERS NORTH DIALYSIS		1	1	50%	2
EDGEWATER RETIREMENT MANOR			2	100%	2
MEDEXPRESS URGENT CARE - RUSSELLVILLE, W MAIN ST		2			2
BLOSSOMS ASSISTED LIVING 1 LLC			2	100%	2
SALEM VAMC		2			2
MEDEXPRESS URGENT CARE - CONWAY		2			2
SHERIDAN AT HOBE SOUND, THE			2	100%	2
MINUTECLINIC DIAGNOSTIC OF KANSAS, PC		2			2
CVS SC4288POCT ROCK HILL		1	1	50%	2
WALGREENS - 10856		2			2
SWEDISH COVENANT HOSPITAL			2	100%	2
URGENT CARE OF COASTAL GEORGIA			2	100%	2
KETTERING MEDICAL CENTER			2	100%	2
DOCTOR'S IN-HOUSE LAB/COMMUNITY HEALTH CENTERS OF PINELLAS - JOHNNIE R			2	100%	2
Kroger 412 - The Little Clinic Oxford		2			2
COLUMBIA COTTAGE		2			2
The Suites at Western Home Communities		2			2
PRIMACARE MEDICAL LAKEWOOD			2	100%	2
BMC/JACSONVILLE		1	1	50%	2
Hartwell Health and Rehabilitation		2			2
CARE ATC SUN HYDRAULICS TALLAVAST			2	100%	2
COOPER CLINIC			2	100%	2
TRIDENT ANTI AGING LLC			2	100%	2
COMPLETE HEALTH MEDICAL CENTER			2	100%	2
Tidelands Health Rehabilitation Hospital			2	100%	2
UNIVERSITY MEDICAL CENTER OF SOUTHERN NEVADA (UMCSN)			2	100%	2
VENETIAN GARDENS		2			2
Glenburn Home		2			2
CARBON HEALTH			2	100%	2
ST ANTHONY COMMUNITY HOSPITAL LAB		1	1	50%	2
HERITAGE VILLAGE REHAB & SKILLED NURSI		2			2
MEDEXPRESS URGENT CARE - SPRINGFIELD, COOLEY ST		2			2
ST. ELIZABETH HEALTHCARE			2	100%	2
ST JOHNS EPISCOPAL HOSPITAL SOUTH SHORE		1	1	50%	2
EXPRESS CARE WALK-IN CLINIC			2	100%	2
PRECISION DIAGNOSTIC INC		2			2
LOUIS A JOHNSON VAMC		2			2
FASTCARE LLC			2	100%	2
Lynwood		2			2
JUPITER PEDIATRIC ASSOCIATES, PA		1	1	50%	2
Mary Anna Nursing Home		2			2
LUTHERAN SERVICES FLORIDA INC		1	1	50%	2

COVID-19: testing by laboratory

Data through May 12, 2021 verified as of May 13, 2021 at 09:25 AM

Data in this report are provisional and subject to change.

The numbers in the table below represent the number of Florida and non-Florida residents for whom test results were received by the Department of Health. A person can be tested by more than one laboratory and can have both positive and negative results. **Therefore, the sum of the numbers in each column will be larger than the total number of people tested.**

Reporting lab	Inconclusive	Negative	Positive	Percent positive	Total
CARESPOT URGENT CARE		1	1	50%	2
CVS PHARMACY INC DBA CVS/PHARMACY # 10600		2			2
Kroger 745 - The Little Clinic Somerset		2			2
SOUTH FLORIDA URGENT CARE CENTERS, LLC			2	100%	2
BUCKINGHAM PAVILION INC		2			2
STATCARE URGENT AND WALK-IN			2	100%	2
WillowBrooke Court at Westminster Village		2			2
Winer Haven Health and Rehabilitation Center		2			2
POPLAR HEALTHCARE			2	100%	2
UT PATH			2	100%	2
Workmens Circle Multicare Center		2			2
CHRISTIAN REST HOME ASSOC		2			2
VALLEY BAPTIST MEDICAL CENTER: BROWNSVILLE			2	100%	2
FLORIDA DEPARTMENT OF HEALTH IN ESCAMBIA COUNTY		1	1	50%	2
NEXTCARE DOBSON			2	100%	2
MEDICAL ASSOCIATES OF BREVARD LLC		1	1	50%	2
INNOVATIVE CARE II LLC			2	100%	2
Parkview Care and Rehabilitation Center		2			2
MEDEXPRESS-DOVER		2			2
ALL CHILDRENS PEDIATRIC CLINIC			2	100%	2
RHODE ISLAND DEPARTMENT OF HEALTH LABORATORIES			2	100%	2
MORSELIFE HOME CARE INC			2	100%	2
AFC PHYSICIANS OF FLORIDA, PA			2	100%	2
SENTARA NORFOLK GENERAL HOSPITAL			2	100%	2
MEDEXPRESS URGENT CARE - BROOKHAVEN		2			2
VA Greater LA HCS-Santa Maria OPC			2	100%	2
PM PEDIATRICS OF BAYSIDE PLLC - BELLER		2			2
UW HOSPITAL AND CLINICS		1	1	50%	2
JFK MEDICAL CENTER LABORATORY DEPT		2			2
MOSAIC MEDICAL CENTER MARYVILLE			2	100%	2
FLAGLER HOME CARE			2	100%	2
INTERMOUNTAIN MEDICAL CENTER			2	100%	2
RABI SINHA, MD		2			2
AUGUSTA HEALTH SKILLED CARE			2	100%	2
NEW DISCOVERY BIOLOGICS, LLC		1	1	50%	2
SIMPLY HEALTHCARE AND WELLNESS CLINIC, PC			2	100%	2
CAROLINAS HEALTHCARE SYSTEM LAB			2	100%	2
ManorCare Rehab Center of Marietta		2			2
OMEGA RESEARCH CONSULTANTS			2	100%	2
CARENOW LENEXA			2	100%	2
Kroger 101 - The Little Clinic Hill Top		2			2
CROSSROADS			2	100%	2
NIAGARA APOTHECARY INC		2			2
LILY PHARMACY		2			2
HOLSTON MEDICAL GROUP		2			2
Covington Care Nursing and Rehabilitation		2			2

COVID-19: testing by laboratory

Data through May 12, 2021 verified as of May 13, 2021 at 09:25 AM

Data in this report are provisional and subject to change.

The numbers in the table below represent the number of Florida and non-Florida residents for whom test results were received by the Department of Health. A person can be tested by more than one laboratory and can have both positive and negative results. **Therefore, the sum of the numbers in each column will be larger than the total number of people tested.**

Reporting lab	Inconclusive	Negative	Positive	Percent positive	Total
DOWN HOME MEDICAL			2	100%	2
GERM BUSTERS 911 LLC			2	100%	2
Bethany Manor		2			2
EAST CENTRAL REGIONAL HOSPITAL GRACEWO		2			2
THE FOUNTAIN AT BOCA CIEGA BAY		2			2
LIFEGUARD AMBULANCE SERVICES LLC, TEXAS- SAN			2	100%	2
Walgreens #5065		2			2
CHI MEMORIAL PRIMARY CARE ASSOCIATES-A		2			2
Fairlane Gardens Nursing and Rehab at Reading		2			2
MINUTECLINIC DIAG OF IND, LLC #4368		2			2
SOUTHEASTERN INSTITUTE OF RESTORATIVE MEDICINE		1	1	50%	2
Macon Valley Nursing and Rehabilitation Center		2			2
ST JOSEPH'S HOSPITAL INC			2	100%	2
WEST COAST PEDIATRICS			2	100%	2
HEALTHCARE NETWORK			2	100%	2
CARTER BLOOD CARE			2	100%	2
Holiday Retirement Home			2	100%	2
SUMMERFIELD RETIREMENT LIVING, INC			2	100%	2
MINUTECLINIC DIAGNOSTIC PA #7110		2			2
MAYO CLINIC GROUP PRACTICE LABORATORY			2	100%	2
PM PEDIATRICS OF BAYSIDE PLLC - HOPEWELL JUNCTION		2			2
BROOKS -TLC HOSPITAL SYSTEM			2	100%	2
Absolut Care at Three Rivers		2			2
JUST BELIEVE RECOVERY CENTER			2	100%	2
Kroger 550 - The Little Clinic Bellevue		2			2
Pinnacle Assisted Living			2	100%	2
WHITESANDS OUTPATIENT TREATMENT		2			2
HAMILTON CHD		2			2
CVS MA937POCT CARVER		2			2
A G RHODES HOME AT WESLEY WOODS		2			2
OHSU LABORATORY SERVICES		2			2
STUDENT HEALTH SERVICES			2	100%	2
FRESENIUS KIDNEY CARE SOUTH ST PETERSBURG			2	100%	2
MEDEXPRESS URGENT CARE - ST CLAIR, CLOVER DR.		1	1	50%	2
WESTMINSTER SUNCOAST			2	100%	2
THE EDGEWATER AND WATERMAN VILLAGE			2	100%	2
MEMORIAL HEALTH SYSTEM		1	1	50%	2
ADVENT HEALTH CENTRAL TEXAS		1	1	50%	2
SIGNATURE CARE LEWISVILLE-EMERGENCY CENTER		1	1	50%	2
Great Lakes Health Center			2	100%	2
WELLNESS MEDICAL CLINIC			2	100%	2
CVS MA1094POCT GREENFIELD		2			2
MATHER HOSPITAL			2	100%	2
GILA REGIONAL MEDICAL CENTER		2			2
PUBLIX PHARMACY #1092		2			2
FALCON HEALTH CENTER			2	100%	2

COVID-19: testing by laboratory

Data through May 12, 2021 verified as of May 13, 2021 at 09:25 AM

Data in this report are provisional and subject to change.

The numbers in the table below represent the number of Florida and non-Florida residents for whom test results were received by the Department of Health. A person can be tested by more than one laboratory and can have both positive and negative results. **Therefore, the sum of the numbers in each column will be larger than the total number of people tested.**

Reporting lab	Inconclusive	Negative	Positive	Percent positive	Total
GREEN RIVER MEDICAL CENTER			2	100%	2
DUKE HEALTH REGIONAL HOSPITAL			2	100%	2
VA Healthcare Center- Newburg		1	1	50%	2
KEATING SPORTS CENTER		2			2
PT&J REHAB LLC		1	1	50%	2
SYMPHONY OF BUFFALO GROVE		2			2
DNA DIAGNOSTICS CENTER		2			2
CENTRAL ARKANSAS VETERANS HEALTHCARE SYSTEM - VETERANS AFFAIRS			2	100%	2
HOUSTON HEALTH DEPARTMENT - BUREAU OF LABORATORY SERVICES			2	100%	2
JACOBO N LAMA, MD PA		2			2
Sevierville Health and Rehabilitation		2			2
METHODIST HEALTHCARE - MEMPHIS HOSP		2			2
WILSON MEMORIAL HOSPITAL			2	100%	2
INTEAM HEALTH, INC.			2	100%	2
Robert J Dole VAMC		2			2
ROUTE 16 PHARMACY LLC DBA HOLLAND PHAR		2			2
MEDICAL CENTER LABORATORY			2	100%	2
Piney Grove Nursing and Rehabilitation Center		2			2
Iron County Medical Care Facility		2			2
ROBERTS WESLEYAN COLLEGE HEALTH CENTE		2			2
WELL HEALTH LABS			2	100%	2
MEDEXPRESS URGENT CARE - HAZLET		1	1	50%	2
SENDER RETREAT ADULT DAY CARE CENTERS			2	100%	2
PHYSICIANS PREMIER			2	100%	2
NORTH OKALOOSA PHYSICIAN GRP - WALK IN CLINIC			2	100%	2
CareATC - Enovation Controls			2	100%	2
TEXAS REGIONAL ASTHMA & ALLERGY CENTER			2	100%	2
ATLANTIC DIAGNOSTICS			2	100%	2
Kroger 519 - The Little Clinic Georgesville Square		2			2
ADVENTIST HINSDALE HOSPITAL LABORATORY			2	100%	2
FLORIDA DEPARTMENT OF HEALTH PINELLAS COUNTY-			2	100%	2
ORLANDO HEALTH MEDICAL GROUP		1	1	50%	2
ACCESS MEDICAL GROUP OF TAMPA II, INC		2			2
CVS OH4327POCT PAINESVILLE		2			2
MOORE CLINICAL RESEARCH INC			2	100%	2
SHEPHERD CENTER CLINICAL LABORATORY		2			2
LIFETIME FAMILY URGENT CARE			2	100%	2
FIRST CARE WALK IN CLINIC LLC			2	100%	2
CHESTERFIELD HEALTHCARE GROUP, INC		2			2
Kroger 409 - The Little Clinic Hebron Marketplace		1	1	50%	2
UNIVERSITY OF BALTIMORE WASHINGTON MEDICAL CENTER			2	100%	2
DELRAY BEACH HEALTH CENTER			2	100%	2
CVS CA8882POCT SAN CLEMENTE		2			2
EASTERN NEW MEXICO UNIVERSITY STUDENT		2			2
ABILITY DIAGNOSTICS LLC			2	100%	2
BAYCARE OUTREACH LAB WH SOUTH			2	100%	2

COVID-19: testing by laboratory

Data through May 12, 2021 verified as of May 13, 2021 at 09:25 AM

Data in this report are provisional and subject to change.

The numbers in the table below represent the number of Florida and non-Florida residents for whom test results were received by the Department of Health. A person can be tested by more than one laboratory and can have both positive and negative results. **Therefore, the sum of the numbers in each column will be larger than the total number of people tested.**

Reporting lab	Inconclusive	Negative	Positive	Percent positive	Total
SAWGRASS PEDIATRIC PARTNERS LLC			2	100%	2
BELLIN HOSPITAL			2	100%	2
REHOBOTH MCKINLEY CHRISTIAN HOSPITAL		2			2
REELFOOT FAMILY WALK IN CLINIC - TIPT		2			2
CVS NC2559POCT CHARLOTTE		2			2
MEDEXPRESS URGENT CARE - LINCOLN N 26T		2			2
MILLER'S MERRY MANOR		2			2
CVS TX3702POCT KATY		2			2
KANSAS CITY VA MEDICAL CENTER			2	100%	2
Delaware Court Healthcare Center		2			2
BRENTWOOD AT FORE RANCH			2	100%	2
UNIVERSITY OF MISSOURI HEALTH CARE			2	100%	2
The Palms Nursing and Rehabilitation		1	1	50%	2
SENECA HEALTH CARE CENTER		2			2
Lake Charles Healthcare LLC dba Landmark Lake Charles			2	100%	2
GOLISANO PEDIATRICS PORT CHARLOTTE HARBOR		2			2
AEGIS MEDICAL GROUP LLC			2	100%	2
ST ANTHONY'S PINELLAS CARE CLINIC			2	100%	2
CVS AZ5477POCT SURPRISE		2			2
UNIVERSTIY OF ILLINOIS HOSPITAL			2	100%	2
ROYAL CARE MEDICAL CENTER			2	100%	2
SIGNAL DIAGNOSTICS DBA FLOWHEALTH LABS			2	100%	2
SOUTHERN BREEZE HEALTHCARE		1	1	50%	2
TMH PHYSICIAN PARTNERS MONTICELLO		1	1	50%	2
COLONIAL VILLA GOOD SAMARITAN CENTER		2			2
Kroger 407 - The Little Clinic Lexington		1	1	50%	2
MISSION HOSPITAL REGIONAL MEDICAL CENTER			2	100%	2
PREVENTIVE HEALTH PARTNERS I L S C		2			2
CATHOLIC HEALTH LABORATORY SERVICES		2			2
VICKIE N HARRELL MD		2			2
Durham VAMC		2			2
Chatham Nursing and Rehab Center		2			2
CLEVELAND CLINIC IMAGING			2	100%	2
Robert Cranfield			2	100%	2
COASTAL MEDICAL LAB			2	100%	2
ADVENTHEALTH CENTRA CARE POINCIANA			2	100%	2
Jersey City Medical Center		2			2
SIMMONS			2	100%	2
HANOVER ENDOSCOPY CENTER		2			2
DJ Jacobetti Home for Veterans		2			2
WATERBURY HOSPITAL REFERENCE LAB			2	100%	2
Church Creek SNF			2	100%	2
Manorcare Health Services West Reading North		2			2
MINUTECLINIC DIAG OF IND, LLC #6250		2			2
SUMMIT URGENT CARE - MARIETTA		2			2
CIRRUS DX			2	100%	2

COVID-19: testing by laboratory

Data through May 12, 2021 verified as of May 13, 2021 at 09:25 AM

Data in this report are provisional and subject to change.

The numbers in the table below represent the number of Florida and non-Florida residents for whom test results were received by the Department of Health. A person can be tested by more than one laboratory and can have both positive and negative results. **Therefore, the sum of the numbers in each column will be larger than the total number of people tested.**

Reporting lab	Inconclusive	Negative	Positive	Percent positive	Total
WOODLAND VILLAGE HEALTHCARE CENTER		2			2
LAS PALMAS MEDICAL CENTER			2	100%	2
GOUVERNEUR HOSPITAL LABORATORY		2			2
LINIL VISITING NURSES, INC		2			2
The Laurels of Hendersonville		2			2
Cedar Valley Nursing & Rehab Center		2			2
UNIVERSITY OF MARYLAND PATHOLOGY ASSOCIATES			2	100%	2
PALM CITY NURSING AND REHAB CENTER			2	100%	2
ALBUQUERQUE - AMG SPECIALTY HOSPITAL		2			2
UPSON REGIONAL MEDICAL CENTER		1	1	50%	2
UTMB PATHOLOGY CLINICAL SERVICES LABORATORY			2	100%	2
CRESTVIEW CLINICAL LABORATORY			2	100%	2
MINUTE CLINIC DIAGNOSTICS OF IN, LLC #6252		2			2
The Grand Rehabilitation & Nursing Utica		2			2
MIAMI DADE MEDICAL RESEARCH INSTITUTE			2	100%	2
LIFT HEALTH		2			2
CLINICAL REFERENCE LABORATORY, INC		2			2
METHODIST SPECIALTY CARE CENTER		2			2
MOUNT ST MARYS HOSPITAL OF NIAGARA FALLS		1	1	50%	2
Van Wert Manor		2			2
AYASS BIOSCIENCE LLC			2	100%	2
CLEMENT J ZABLOCKI VAMC		2			2
BROOKDALE PALM BEACH GARDENS			2	100%	2
NEVADA DEPARTMENT OF HEALTH AND HUMAN SERVICES			2	100%	2
STARR CITY OF ROMA COMMUNITY CENTER			2	100%	2
Edinboro Manor		2			2
ALLSTATE HEALTH SERVICES, INC		2			2
Walgreens #12427		1	1	50%	2
TULANE MEDICAL CENTER			2	100%	2
LAWRENCE GENERAL HOSPITAL			2	100%	2
ASHLEY PEDIATRICS			2	100%	2
MERCY HEALTH LAB		1	1	50%	2
Kroger 596 - The Little Clinic Brentwood		2			2
Community Resource and Referral Center		2			2
UPS			2	100%	2
DEER'S HEAD CENTER		2			2
ROCKWALL URGENT CARE			2	100%	2
BAPTIST HOSPITAL INTERNAL MEDICINE GULF BREEZE			2	100%	2
NYUMC CLINICAL LABORATORIES			2	100%	2
ADVANCED FOOT AND ANKLE OF INDIAN RIVER		2			2
NORTH DAKOTA VETERANS HOME		2			2
AHC PARIS		2			2
Northpoint Lexington Healthcare		1	1	50%	2
BAYMEADOWS PRIMARY CARE		2			2
PANCARE HEALTH - SNEADS ELEMENTARY			2	100%	2
WELLSTAR SPALDING REGIONAL MEDICAL CENTER		2			2

COVID-19: testing by laboratory

Data through May 12, 2021 verified as of May 13, 2021 at 09:25 AM

Data in this report are provisional and subject to change.

The numbers in the table below represent the number of Florida and non-Florida residents for whom test results were received by the Department of Health. A person can be tested by more than one laboratory and can have both positive and negative results. **Therefore, the sum of the numbers in each column will be larger than the total number of people tested.**

Reporting lab	Inconclusive	Negative	Positive	Percent positive	Total
MONICE DR.			2	100%	2
OELWEIN HEALTH CARE CENTER		2			2
PROSPECT URGENT CARE			2	100%	2
TMH PHYSICIAN PARTNERS PERRY		2			2
SUNCOAST BLOOD BANK			2	100%	2
Kroger 777 - The Little Clinic Shelbyville		1	1	50%	2
WELL-KEY URGENT CARE SEVIERVILLE			2	100%	2
HEARTLAND REGIONAL MEDICAL CENTER		1	1	50%	2
TGH Brandon Healthplex Laboratory			2	100%	2
TRINITAS REGIONAL MEDICAL CENTER		1	1	50%	2
Wetumpka Health and Rehab, LLC		2			2
CVS NV5286POCT HENDERSON		2			2
LEXINGTON PLACE			2	100%	2
Virginia Gay Nursing and Rehab		2			2
PATIENT FIRST MEDICAL CENTER-CARYTOWN			2	100%	2
FLORIDA MEDICAL CLINIC PA PATEL CW		1	1	50%	2
THOMASVILLE REGIONAL MEDICAL CENTER		2			2
MEDEXPRESS URGENT CARE, MOSSIDE		2			2
ELITE MEDICAL LABORATORY SOLUTIONS LLC			2	100%	2
Port Orange Nursing And Rehab Center			2	100%	2
Waycross Health and Rehabilitation		2			2
PALM WEST INTERNIST PA			2	100%	2
SPARTANBURG REGIONAL MEDICAL CENTER			2	100%	2
NEW BRIDGE MEDICAL CENTER		2			2
CARIBOU MEDICAL CENTER			2	100%	2
WISCONSIN STATE LABORATORY OF HYGIENE		1	1	50%	2
PRECISION CLINICAL RESEARCH			2	100%	2
RENFREW CENTERS INC		2			2
PALMS OF FT MYERS,THE			2	100%	2
SPECTRA EAST INC		1	1	50%	2
FLORIDA DEPARTMENT OF HEALTH IN CITRUS COUNTY		2			2
STARR COUNTY MEMORIAL HOSPITAL			2	100%	2
EXPRESS CARE OF THE SHOALS		1	1	50%	2
MELBOURNE URGENT CARE			2	100%	2
BERGEN COUNTY SURGICAL AND ENDOSCOPY CENTER		2			2
PIEDMONT ATHENS REGIONAL HOSPITAL LAB			2	100%	2
MEDEXPRESS URGENT CARE - WOODBURY			2	100%	2
JRS LABORATORY			2	100%	2
AMERICAN MOLECULAR LABORATORIES			2	100%	2
ROYAL PALM PEDIATRICS			2	100%	2
THE HOSPITAL OF PROVIDENCE EMERGENCY ROOM			2	100%	2
CVS AZ9273POCT TUCSON			2	100%	2
RIVIERA BEACH INTEGRATED CARE INC			2	100%	2
ONTARIO COUNTY PUBLIC HEALTH		2			2
CVS TX7603POCT SAGINAW		2			2
First Care Living Center/Essentia Health			2	100%	2

COVID-19: testing by laboratory

Data through May 12, 2021 verified as of May 13, 2021 at 09:25 AM

Data in this report are provisional and subject to change.

The numbers in the table below represent the number of Florida and non-Florida residents for whom test results were received by the Department of Health. A person can be tested by more than one laboratory and can have both positive and negative results. **Therefore, the sum of the numbers in each column will be larger than the total number of people tested.**

Reporting lab	Inconclusive	Negative	Positive	Percent positive	Total
PUBLIX PHARMACY #1387		2			2
MEMORIAL HOSPITAL OF CARBONDALE			2	100%	2
GULF COAST MEDICAL CENTER RESPIRATORY CARE			2	100%	2
APPLING NURSING & REHABILITATION PAVIL		2			2
MCCALLIE SCHOOL-STUDENT HEALTH CENTER		2			2
DEPT OF HEALTH			2	100%	2
MEDEXPRESS URGENT CARE - BENTON		2			2
CAREWELL JW - WORCESTER LNC			2	100%	2
GIGI WOOD DAVIS DO-FAMILY MEDICINE		2			2
Tuscola County Medical Care Community		2			2
NOSE AND SINUS INSTITUTE OF BOCA RATON		1	1	50%	2
Jacob's Creek Nursing and Rehabilitation Center		2			2
Harris Hill Nursing Facility		2			2
WEST VIRGINIA LABORATORIES			2	100%	2
COVANCE			2	100%	2
DIVERSE MEDICAL CARE LLC			2	100%	2
FLAGLER PROFESSIONAL HEALTH CAE SERVICES INC		2			2
FKC AMELIA ISLAND DIALYSIS			2	100%	2
Good Samaritan Society Waukon		2			2
CVS MA1875POCT ASHLAND		1	1	50%	2
DRR JMC URGENT CARE DONALD ROSS			2	100%	2
LAKE SUCCESS EXTENDED CARE		2			2
VALLEY MEDICAL LABORATORY			2	100%	2
SPECTRUM HEALTH			2	100%	2
ST. VINCENT HOSPITAL			2	100%	2
LAB CORP OF AMER SAN DIEGO			2	100%	2
LIFESPRING COMMUNITY HEALTH		2			2
Camellia Gardens		2			2
PARKRIDGE MEDICAL CENTER			2	100%	2
ESCANDON DIAGNOSTIC CLINIC			2	100%	2
CDPH K-12 SCHOOL LABORATORIES (HILLSBOROUGH CITY SCHOOL DISTRICT)			2	100%	2
PALMETTO FAMILY HEALTH CENTER			2	100%	2
MAIN STREET MEDICAL CENTERS		2			2
PORTAGE MEDICAL CENTER			2	100%	2
LAREDO EMERGENCY ROOM			2	100%	2
FLORIDA LIVING NURSING CENTER			2	100%	2
Providence of Sparta Health and Rehabilitation		2			2
INN AT LAPOSADA,THE			2	100%	2
OUR LADY OF THE LAKE REGIONAL MEDICAL CENTER			2	100%	2
WURLAND NURSING AND REHABILITATION, L		2			2
OAKMONT WEST- GREENVILLE SC		2			2
BAPTIST HEALTH PRIMARY CARE AT DORAL			2	100%	2
SUDARSAN KAMISSETTY MD PA			2	100%	2
Cottage of the Shoals		2			2
MOBILE MEDICAL UNIT- SAINT JOSEPH REG		2			2
SMITH NORTHVIEW HOSPITAL LAB			2	100%	2

COVID-19: testing by laboratory

Data through May 12, 2021 verified as of May 13, 2021 at 09:25 AM

Data in this report are provisional and subject to change.

The numbers in the table below represent the number of Florida and non-Florida residents for whom test results were received by the Department of Health. A person can be tested by more than one laboratory and can have both positive and negative results. **Therefore, the sum of the numbers in each column will be larger than the total number of people tested.**

Reporting lab	Inconclusive	Negative	Positive	Percent positive	Total
LEESBURG DIALYSIS CENTER		1	1	50%	2
STEELFUSION/RJ LEE GROUP LABORATORY			2	100%	2
CLEAR LAKE REGIONAL MEDICAL CENTER			2	100%	2
Beth Sholom Home of Eastern Virginia		1	1	50%	2
FLORIDA MEDICAL CENTER OF CLEARWATER		2			2
PRONTO URGENT CARE			2	100%	2
DELAWARE VETERANS HOME		2			2
Eagle Health and Rehabilitation		2			2
CVS AZ7855POCT TUCSON		1	1	50%	2
GPI MEDICAL CENTER, INC			2	100%	2
CHIPLEY DIALYSIS			2	100%	2
Kroger 619 - The Little Clinic Hendersonville Indian Lake		2			2
PEDIATRIC ASSOCIATES OF JULINGTON CREEK			2	100%	2
PUBLIC HEALTH LABORATORY	1		1	50%	2
Kroger 667 - The Little Clinic Litchfield Park		2			2
Children's Specialized Hospital		2			2
Warren Center for Rehabilitation and Nursing		2			2
MIDLAND MEMORIAL HOSPITAL			2	100%	2
RAINY LAKE MEDICAL CENTER			2	100%	2
LITTLE FALLS HOSPITAL LABORATORY		2			2
SACRED HEART HOSPITAL ON THE EMERALD			2	100%	2
SOUTHERN REGIONAL MEDICAL CENTER		2			2
INTERNAL MEDICINE ASSOCIATES-DUNELLON			2	100%	2
SARASOTA MEMORIAL MEDICAL URGENT CARE CENTER			2	100%	2
Bedford Care Center of Hattiesburg		2			2
Walgreens #19019		2			2
MD NOW URGENT CARE MEDICAL CENTERS INC			2	100%	2
VAULT MEDICAL SERVICES		1	1	50%	2
VETERANS AFFAIRS MEDICAL CENTER - GREATER LOS ANGELES			2	100%	2
DOCTOR TODAY URGENT CARE			2	100%	2
Brown Memorial Home		2			2
Mountainview Nursing Home		2			2
CITRUS PARK			2	100%	2
SIOUX FALLS STORM		2			2
OAKS AT AVON,THE		2			2
BROOKSVILLE DIALYSIS			2	100%	2
ROYAL OAK MEDICAL CENTER LLC DBA CHARACTER FAMILY			2	100%	2
ARLINGTON DIALYSIS CENTER LLC		2			2
UHEALTH CARDIOLOGY			2	100%	2
TEQUESTA FAMILY MEDICAL CENTER LLC			2	100%	2
Village Green Health & Rehabilitation		2			2
MEDSTAR HEALTH URGENT CARE			2	100%	2
RAPID MEDLAB (002MO)		2			2
SOUTHEASTERN HEALTH FACILITES, INC		1	1	50%	2
Kroger 739 - The Little Clinic La Grange Road		2			2
Manorcare Health Services - Williamsport South		2			2

COVID-19: testing by laboratory

Data through May 12, 2021 verified as of May 13, 2021 at 09:25 AM

Data in this report are provisional and subject to change.

The numbers in the table below represent the number of Florida and non-Florida residents for whom test results were received by the Department of Health. A person can be tested by more than one laboratory and can have both positive and negative results. **Therefore, the sum of the numbers in each column will be larger than the total number of people tested.**

Reporting lab	Inconclusive	Negative	Positive	Percent positive	Total
FIRSTCHOICE FAMILY CARE, PLLC		2			2
OXLEY PARK HEALTH & REHAB		2			2
WAYNE MEMORIAL HOSPITAL		2			2
441 URGENT CARE-MULBERRY			2	100%	2
BAYSHORE MEDICAL CENTER			2	100%	2
DOCTORS MEDICAL CTR OF WALTON COUNTY			2	100%	2
HARTFORD HEALTH CARE & REHABILITATION			2	100%	2
FLORIDA PRIMARY CARE CENTER PA		2			2
CVS MD1490POCT GAITHERSBURG		2			2
NEMOURS CHILDREN'S PRIMARY CARE OF VERO BEACH			2	100%	2
MY PHARMACY			2	100%	2
Kroger 400 - The Little Clinic Hartley Bridge Rd		1	1	50%	2
JOHN D. ARCHBOLD MEM. HOSPITAL			2	100%	2
SUNBRIDGE CARE & REHAB FOR DECATUR		2			2
EXPRESS PHARMACY INC		1	1	50%	2
NATIONWIDE LABORATORY SERVICES		1	1	50%	2
DURAND SENIOR CARE & REHAB CENTER		2			2
BAPTIST HEALTHCARE - LAKEVIEW CENTER INC		2			2
MAGNOLIA ADULT, LLC			2	100%	2
Guilford Health Care Center		2			2
JMC TALLAHASSEE, LLC			2	100%	2
WEST FLORIDA MEDICAL ASSOCIATES			2	100%	2
JORDAN VALLEY MEDICAL CENTER			2	100%	2
BOSTON PUBLIC HEALTH COMMISSION			2	100%	2
University Center East			2	100%	2
ST. MARY'S MEDICAL CENTER EVANSVILLE, INC			2	100%	2
SPRINGS MEDICAL LAB		1	1	50%	2
EXPRESS CARE OF LEESBURG			2	100%	2
Cooperstown Center for Nursing and Rehabilitation		2			2
DEKALB MEDICAL CENTER LABORATORY			2	100%	2
INTEGRITY CLINICAL RESEARCH CENTER INC		1	1	50%	2
UNITED MEMORIAL MEDICAL CENTER			2	100%	2
HOLY FAMILY MEDICAL CENTER		1	1	50%	2
VA CBOC			2	100%	2
SCIENTIFIC LABORATORY COMPANY		2			2
CVS AZ9277POCT TUCSON		2			2
WEAKLEY COUNTY REHAB AND NURSING CENTER		2			2
SPRING HILL REGIONAL HOSPITAL			2	100%	2
SHELL POINT HOME HEALTH			2	100%	2
TRUE HEALTH INC			2	100%	2
WALKONCLINIC			2	100%	2
GULFCOAST JEWISH FAMILY			2	100%	2
RAPID URGENT CARE - ALBANY			2	100%	2
Colonial Manor Nursing and Rehabilitation Center		2			2
ASPIRUS RIVERVIEW HOSPITAL & CLINICS INC		1	1	50%	2
MEDEXPRESS URGENT CARE - ROSS TOWNSHIP		2			2

COVID-19: testing by laboratory

Data through May 12, 2021 verified as of May 13, 2021 at 09:25 AM

Data in this report are provisional and subject to change.

The numbers in the table below represent the number of Florida and non-Florida residents for whom test results were received by the Department of Health. A person can be tested by more than one laboratory and can have both positive and negative results. **Therefore, the sum of the numbers in each column will be larger than the total number of people tested.**

Reporting lab	Inconclusive	Negative	Positive	Percent positive	Total
VOLUNTEERS OF AMERICA OF FLORIDA			2	100%	2
INTEGRATED REGIONAL LABS			2	100%	2
HEAD 2 TOE PEDIATRICS, PLLC		1	1	50%	2
AGILE URGENT CARE			2	100%	2
DIGESTIVE DISEASE CARE PC		2			2
IN AND OUT URGENT CARE			2	100%	2
KIVA AT MOUNT DORA			2	100%	2
FLORIDA MEDICAL CLINIC IM LUTz			2	100%	2
MEMORIAL SLOAN KETTERING CANCER CENTER		1	1	50%	2
ST VINCENT'S AMBULATORY CARE INC			2	100%	2
MEDERI CARETENDERS		1	1	50%	2
WALGREENS #10495		2			2
CORNELIA REDDY URGENT CARE		2			2
NORTH SHORE HEMATOLOGY-ONCOLOGY ASSOCIATES		2			2
ADVANCED MEDICAL OF FLORIDA			2	100%	2
AUSTIN REGIONAL CLINIC MICROBIOLOGY LAB			2	100%	2
BOCA RATON PHYSICIANS PA			2	100%	2
OUR LOVING HANDS COMPANION SERVICE LLC		2			2
GOLDSTEIN			2	100%	2
Elba Nursing and Rehabilitation Center, LLC		2			2
MI Nursing Restorative Center		2			2
Imboden Creek Living Center		2			2
TENNESSEE VALLEY HCS			2	100%	2
SCHEURER HOSPITAL		2			2
Green Mountain Nursing and Rehabilitation		2			2
GREEN POINT RX INC DBA ALTRU CHEMISTS		2			2
ANNE ARUNDEL MEDICAL CENTER			2	100%	2
ARCPPOINTLABS OF VIRGINIA BEACH		1	1	50%	2
ADVANTA ANALYTICAL LABORATORIES			2	100%	2
ENCOMPASS HEALTH HOME HEALTH		1	1	50%	2
HEALTH GROUP CENTER INC			2	100%	2
BAYLOR COLLEGE OF MEDICINE			2	100%	2
CPL LABS			2	100%	2
PIEDMONT WALTON HOSPITAL		2			2
FEDERAL CORRECTIONAL INSTITUTION MARIANNA			2	100%	2
AZALEA HEALTH AND REHABILITATION		2			2
PRESTIGE EMERGENCY ROOM LLC			2	100%	2
FLORIDA MEDICAL CLINIC CARDIOLOGY-ZH			2	100%	2
NEW YORK CITY DEPARTMENT OF HEALTH			2	100%	2
MICARE CLINC			2	100%	2
QUALITY URGENT CARE CENTER		1	1	50%	2
Kroger 130 - The Little Clinic Colorado Springs		2			2
MORRISTOWN MEMORIAL HOSPITAL		2			2
Beecher Manor Nursing and Rehabilitation Center		2			2
AHSC ADVENTHEALTH WELL 65 PLUS		2			2
CHNJ		2			2

COVID-19: testing by laboratory

Data through May 12, 2021 verified as of May 13, 2021 at 09:25 AM

Data in this report are provisional and subject to change.

The numbers in the table below represent the number of Florida and non-Florida residents for whom test results were received by the Department of Health. A person can be tested by more than one laboratory and can have both positive and negative results. **Therefore, the sum of the numbers in each column will be larger than the total number of people tested.**

Reporting lab	Inconclusive	Negative	Positive	Percent positive	Total
MCLAREN REGIONAL MEDICAL CENTER			2	100%	2
NORTH MCALLEN PEDIATRIC CENTER			2	100%	2
IN & OUT URGENT CARE METAIRIE			2	100%	2
GRANDVIEW COLLEGE STUDENT HEALTH CENTE		2			2
CVS M05724POCT KANSAS CITY		2			2
KEY WEST HMA PHYSICIAN MANAGEMENT, LLC			2	100%	2
FLORIDA SOUTHERN COLLEGE		1	1	50%	2
Kroger 426 - The Little Clinic Suwanee		2			2
MOUNT SINAI MEDICAL CENTER OF FLORIDA, INC			2	100%	2
MEDPOST OF MEMPHIS TN			2	100%	2
TLC MEDICAL			2	100%	2
Kroger 020 - The Little Clinic Wheat Ridge		2			2
VA Central California HCS		2			2
NOVA SOUTHEASTERN UNIVERSITY - STUDENT MEDICAL CTR			2	100%	2
HAILE MEDICAL GROUP PA		2			2
BAY CORRECTIONAL AND REHABILITATION FACILITY			2	100%	2
SANFORD REGIONAL HOSPITAL WORTHINGTON		2			2
CAPE FEAR VALLEY MEDICAL CENTER			2	100%	2
AMERICAN MEDICAL LABORATORIES			2	100%	2
UF KANAPAHA LAB BEAKER		2			2
SOUTH TAMPA AFTER HOURS CLINIC			2	100%	2
SOWAL HEALTH & DRUG			2	100%	2
Timber Ridge Health Care Center			2	100%	2
WARE EXPRESS CARE			2	100%	2
MIDDLE TENN MENTAL HEALTH INSTITUTE		2			2
SUNSHINE PHARMACY		2			2
FLORIDA SCHOOL FOR THE DEAF & BLIND			2	100%	2
HCR MANOR CARE SERVICES OF FLORIDA III INC		2			2
DELAWARE DIAGNOSTICS LABS			2	100%	2
Kroger 441 - The Little Clinic Middletown		2			2
FLORIDA KEYS PED & ADOLES CTR			2	100%	2
CARE 365			2	100%	2
LACORP		1	1	50%	2
PRIMARY HEALTH CARE ASSOCIATES INC			2	100%	2
CSS- TWELVE OAKS			2	100%	2
WALGREENS #06583		2			2
AMERICAN FAMILY CARE URGENT CARE		1	1	50%	2
CVS M08581POCT BLUE SPRINGS		1	1	50%	2
BIOMAT USA			2	100%	2
NEW YORK UNIVERSITY MEDICAL CENTER			2	100%	2
MEDEXPRESS URGENT CARE-MT PLEASANT		1	1	50%	2
BOCA RATON REGIONAL HOSPITAL INC			2	100%	2
New Jersey Aim At Smg		2			2
EXCELTOX LABORATORIES LLC		2			2
UNIVERSITY OF VERMONT MEDICAL CENTER			2	100%	2
Henry County Health and Rehabilitation		2			2

COVID-19: testing by laboratory

Data through May 12, 2021 verified as of May 13, 2021 at 09:25 AM

Data in this report are provisional and subject to change.

The numbers in the table below represent the number of Florida and non-Florida residents for whom test results were received by the Department of Health. A person can be tested by more than one laboratory and can have both positive and negative results. **Therefore, the sum of the numbers in each column will be larger than the total number of people tested.**

Reporting lab	Inconclusive	Negative	Positive	Percent positive	Total
Alden Des Plaines			2	100%	2
CRAWFORD COUNTY CARE CENTER		2			2
DELAWARE DIVISION OF PUBLIC HEALTH			2	100%	2
WALGREENS #13605		2			2
CVS NC2297335CV GREENSBORO		2			2
PM PEDIATRICS OF BAYSIDE, PLLC - RIVE		2			2
CVS TX4794POCT ARLINGTON		2			2
BIONIC TECHNOLOGIES CORPORATION			2	100%	2
Ozark Health and Rehabilitation, LLC		2			2
PEACEHEALTH CENTRAL		2			2
DUBOIS CONTINUUM OF CARE COMMUNITY INC		2			2
MOBILE HEALTH LABS LLC			2	100%	2
CVS NE2741POCT LA VISTA		2			2
FLORIDA MEDICAL CLINIC RADIOLOGY DALE MABRY		2			2
COUNTRY COTTAGE		2			2
MAINE CENTER FOR DISEASE CONTROL AND PREVENTION			2	100%	2
ON-SITE MEDICAL SOLUTIONS		2			2
LARKIN COMMUNITY HOSPITAL PALM SPRINGS CAMPUS		1	1	50%	2
CQUENTIA NGS, LLC			2	100%	2
EASTGENE LABORATORIES		2			2
BIRMINGHAM INTERNAL MEDICINE ASSOCIATE		1	1	50%	2
MAJESTIC GUARDIANS			2	100%	2
NORTHWEST MEDICAL CENTER LABORATORY		2			2
ABRAKIDABRA PEDIATRIC CLINIC LLC			2	100%	2
ENVOY OF FORK UNION, LLC DBA ENVOY AT THE VILLAGE		2			2
CARE NOW DENTON			2	100%	2
RIVERVIEW MEDICAL CLINIC		2			2
BFT LAB			2	100%	2
LIBERTY HEALTH CENTER			2	100%	2
STANKUS FAMILY CARE		1	1	50%	2
TEXAS HEALTH CARE			2	100%	2
SOUTHEAST GEORGIA HEALTH SYSTEM			2	100%	2
BAYCARE LABORATORIES			2	100%	2
PALOS COMMUNITY HOSPITAL LABORATORY			2	100%	2
SCDHEC BUREAU OF LABORATORIES			2	100%	2
RAPID RESULT CORP LLC		1	1	50%	2
RAPID MD			2	100%	2
PTC LABORATORIES			2	100%	2
VAULT HEALTH			2	100%	2
CONWAY MEDICAL CENTER			2	100%	2
POMERENE HOSPITAL			2	100%	2
GRACE HEALTHCARE OF LAKE WALES		1	1	50%	2
Iowa Veterans Home		2			2
HEALTH PARTNERS REGIONAL HOSPITAL			2	100%	2
GALEN BAYLOR EXTENSION		2			2
HIGHLAND PARK LAKEWOOD PRESTON HOLLOW			2	100%	2

COVID-19: testing by laboratory

Data through May 12, 2021 verified as of May 13, 2021 at 09:25 AM

Data in this report are provisional and subject to change.

The numbers in the table below represent the number of Florida and non-Florida residents for whom test results were received by the Department of Health. A person can be tested by more than one laboratory and can have both positive and negative results. **Therefore, the sum of the numbers in each column will be larger than the total number of people tested.**

Reporting lab	Inconclusive	Negative	Positive	Percent positive	Total
CVS OH3306POCT AKRON		1	1	50%	2
CVS IN6611POCT INDIANAPOLIS		1	1	50%	2
ARCADIA DIALYSIS CENTER			2	100%	2
UNIVERSITY OF MIAMI SCCC RESEARCH LABORATORY			2	100%	2
Ohio Veterans Home-Georgetown		2			2
PLAINS REGIONAL MEDICAL CENTER		2			2
ABSOLUTE QUICK CARE		1	1	50%	2
DIAGNOSTIC AFFILIATES			2	100%	2
GASTROENTEROLOGY ASSOCIATES			2	100%	2
VILLAGES HEALTH SYSTEM, LLC, THE			2	100%	2
Greystone Nursing and Rehab, LLC			2	100%	2
POLK PEDIATRICS		1	1	50%	2
Kroger 647 - The Little Clinic Newnan Crossings		1	1	50%	2
Cortland Acres Association		2			2
NAVAL BRANCH MEDICAL CLINIC			2	100%	2
GOSHEN HOSPITAL			2	100%	2
NEWTON MEMORIAL HOSPITAL		2			2
BAPTIST HEALTH LEXINGTON			2	100%	2
FHCP ASC - ORANGE CITY			2	100%	2
FRASER MEMORIAL HOSPITAL		1	1	50%	2
Parkwood in the Pines		2			2
ELMHURST MEMORIAL HOSPITAL			2	100%	2
FAST AID URGENT CARE			2	100%	2
Sanford Health & Rehabilitation			2	100%	2
MINERS COLFAX MEDICAL CENTER		2			2
BRADENTON DIALYSIS			2	100%	2
PHOEBE BERKS HEALTH CARE CENTER		2			2
CVS AZ5892POCT LAWEEN		2			2
URGENT CARE AND SURGERY CENTER			2	100%	2
VA WNYHCS - Buffalo Division		1	1	50%	2
KAISER SUNNYSIDE MEDICAL CTR LAB		2			2
RIVER CITY MEDICAL ASSOCIATES, INC			2	100%	2
Friendship Manor Inc.		2			2
UNIVERSITY HOSPITAL OF BROOKLYN		2			2
EVERYBODY'S FAMILY CLINIC		2			2
CHILDREN'S MEDICAL CENTER-EAST ORLANDO			2	100%	2
CAREATC - PALM HARBOR		1	1	50%	2
STUART SURGERY CENTER, LLC			2	100%	2
COBLESKILL REGIONAL HOSPITAL		2			2
FL DEPT OF HEALTH MARION COUNTY MOBILE HEALTH UNIT			2	100%	2
ORCHARD LABORATORIES			2	100%	2
MAYO CLINIC COUMADIN CLINIC LABORATORY		1	1	50%	2
Luther Acres Manor		2			2
VALLEY HOSPITAL MEDICAL CENTER		1	1	50%	2
SANTA ROSA COUNTY HEALTH DEPARTMENT			2	100%	2
MEASE MANOR MEMORY CARE		2			2

COVID-19: testing by laboratory

Data through May 12, 2021 verified as of May 13, 2021 at 09:25 AM

Data in this report are provisional and subject to change.

The numbers in the table below represent the number of Florida and non-Florida residents for whom test results were received by the Department of Health. A person can be tested by more than one laboratory and can have both positive and negative results. **Therefore, the sum of the numbers in each column will be larger than the total number of people tested.**

Reporting lab	Inconclusive	Negative	Positive	Percent positive	Total
CITY OF NEW YORK DEPARTMENT OF HEALTH			2	100%	2
MERCY CONVENIENT CARE			2	100%	2
DESERT SPRINGS HOSPITAL			2	100%	2
METROHEALTH SYSTEM			2	100%	2
CVS MA38POCT CHARLTON		2			2
MARTINSBURG VAMC		2			2
ATVIVO LLC		2			2
CROSTOWN PHARMACY		2			2
ULTIMATE KIDNEY CARE			2	100%	2
SWEETWATER NURSING CENTER		2			2
VISITING PHYSICIANS OF THE TREASURE COAST LLC			2	100%	2
LAKEVIEW HEALTH CARE SYSTEM LLC			2	100%	2
FAST TEST NOW		2			2
Kroger 853 - The Little Clinic East Broad Street		2			2
UNIVERSITY COMMUNITY HEALTH SERVICES		1	1	50%	2
NORTH MANATEE HEALTH CARE CENTER			2	100%	2
PATIENT FIRST-BATTLEFIELD			2	100%	2
Walgreens #9278		2			2
MIDWAY SPECIALTY CARE CENTER INC		2			2
MAGNOLIA MANOR OF COLUMBUS		2			2
PRIMARY CARE SERVICES AT EDGEWATER		2			2
PEACE RIVER CENTER CRISIS STABILIZATION UNIT		1	1	50%	2
CORTLAND PARK REHABILITATION AND NURSING CENTER		1	1	50%	2
DESERT HOSPITAL/CPHU CLINICAL LABORATORY			2	100%	2
RUST MEDICAL CENTER		2			2
EXCEPTIONAL EMERGENCY CENTER - AMARILLO			2	100%	2
PHYSICIANS ASSOCIATES PA			2	100%	2
LUTHERAN HOSPITAL OF INDIANA			2	100%	2
GOOD PEDIATRICS			2	100%	2
Fairhaven Retirement Community		2			2
BOND COMMUNITY HEALTH CENTER			2	100%	2
ADVENTHEALTH IMAGING PARTIN SETTLEMENT			2	100%	2
GENETIC ASSAYS INC			2	100%	2
Fairview		1	1	50%	2
MILFORD REGIONAL HOSPITAL			2	100%	2
PROFESSIONAL DIALYSIS CENTER			2	100%	2
WALGREENS # 04626		1	1	50%	2
DALLAS MEDICAL CENTER			2	100%	2
EASTERN NIAGARA HOSPITAL		2			2
SOUTH HILLSBOROUGH CBOC			2	100%	2
WyndRidge Health & Rehabilitation		2			2
MID AMERICA CLINICAL LABS			2	100%	2
UNIVERSITY OF TEXAS AT EL PASO, THE			2	100%	2
PPD CLINICAL RESEARCH UNIT			2	100%	2
POMONA VALLEY COMMUNITY HOSPITAL			2	100%	2
WILLOWBROOKE CT AT LIMA ESTATES		2			2

COVID-19: testing by laboratory

Data through May 12, 2021 verified as of May 13, 2021 at 09:25 AM

Data in this report are provisional and subject to change.

The numbers in the table below represent the number of Florida and non-Florida residents for whom test results were received by the Department of Health. A person can be tested by more than one laboratory and can have both positive and negative results. **Therefore, the sum of the numbers in each column will be larger than the total number of people tested.**

Reporting lab	Inconclusive	Negative	Positive	Percent positive	Total
CARELINE PHARMACY AND HEALTHCARE SERVICES		1	1	50%	2
DAYTONA BEACH CENTRA CARE			2	100%	2
CONCENTRA - PLANT CITY		2			2
HEALTH & REHAB CTR AT DOLPHINS VIEW, THE			2	100%	2
IRA FIALKO DO			2	100%	2
VANAYER HEALTHCARE AND REHAB CENTER		2			2
EASTLAKE MEDICAL CENTER		2			2
FALMOUTH HOSPITAL		1	1	50%	2
Walgreens #7156			2	100%	2
EXPERTUS LABORATORIES, INC.			2	100%	2
WALGREENS #05018		2			2
MIDWAY PRIMARY CARE LLC		2			2
HOPE HEALTH & WELLNESS		2			2
WILCOX MEDICAL CENTER-ALMA COLLEGE		2			2
Aurora CBOC			2	100%	2
SUMMIT URGENT CARE PS			2	100%	2
ACCELERATED URGENT CARE		2			2
CARTERSVILLE URGENT CARE		1	1	50%	2
ADVENTHEALTH EAST ORLANDO EMPLOYEE CLINIC		2			2
Coos County Nursing Home		2			2
WALGREENS AGUADILLA (ST 177)		2			2
Fox Subacute at Warrington		2			2
MEDEXPRESS URGENT CARE -HOWELL US HWY		2			2
JOHNSON CITY MEDICAL CENTER		1	1	50%	2
BLANCHARD VALLEY HOSPITAL LABORATORY			2	100%	2
UNM SANDOVAL REGIONAL MEDICAL CENTER		2			2
WARD MEMORIAL HOSPITAL		2			2
Mount Olivet Careview Home		2			2
FLORIDA MEDICAL CLINIC, LLC			2	100%	2
MED-LAKE LABORATORY, LLC			2	100%	2
FLORIDA COMMUNITY HEALTH CENTERS, INC.			2	100%	2
Life Care Center of Elyria		2			2
PLASMA MED RESEARCH DBA		2			2
AMICUS MEDICAL CENTER LLC			2	100%	2
VALUE DRUGS GREENLAWN INC		2			2
A+ URGENT/PRIMARY CARE			2	100%	2
PIEDMONT URGENT CARE - CONYERS		2			2
NORTH SHORE MEDICAL CENTER - SALEM HOSPITAL			2	100%	2
PEACE RIVER MEDICAL CENTER		2			2
TSALI CARE CENTER		2			2
ACKERMAN CANCER CENTER		2			2
AVERA MEDICAL GROUP			2	100%	2
LP Marietta II, LLC		2			2
AMEDISYS HOME HEALTH OF GREENVILLE			2	100%	2
ROCKEFELLER UNIVERSITY CLINICAL GENOMICS LABORATOR		2			2
PALM BEACH DIABETES & ENDOCRINE SPECIALISTS PA			2	100%	2

COVID-19: testing by laboratory

Data through May 12, 2021 verified as of May 13, 2021 at 09:25 AM

Data in this report are provisional and subject to change.

The numbers in the table below represent the number of Florida and non-Florida residents for whom test results were received by the Department of Health. A person can be tested by more than one laboratory and can have both positive and negative results. **Therefore, the sum of the numbers in each column will be larger than the total number of people tested.**

Reporting lab	Inconclusive	Negative	Positive	Percent positive	Total
CEDARS-SINAI MEDICAL CENTER			2	100%	2
DEVLAB, LLC			2	100%	2
CLEVELAND CLINIC FLORIDA LABORATORY			2	100%	2
MARCO ISLAND HOSPITAL INC D/B/A		1	1	50%	2
NEW YORK PSYCHIATRIC INSTITUTE		2			2
Errera Community Care Center		2			2
WOODHILLS LABS			2	100%	2
URGENTMED PLANTATION			2	100%	2
ABSOLUTE CAREGIVERS HOME HEALTH AGENCY INC			2	100%	2
CVS NC6633POCT FAYETTEVILLE		2			2
WEST FLORIDA MEDICAL ASSOCIATES, PA			2	100%	2
ADVOCATE SHERMAN HOSPITAL			2	100%	2
SOUTHERN SPRINGS HEALTH CARE		2			2
STATE OF FLORIDA			2	100%	2
PALM MEDICAL CENTER - PLANT CITY		2			2
MEDEXPRESS URGENT CARE - LINCOLN		2			2
Kroger 096 - The Little Clinic Orchard and Holly		2			2
RIDGEFIELD PEDIATRIC ASSOCIATES		2			2
CVS LA1116POCT BATON ROUGE		1	1	50%	2
MEDICAL ASSOCIATES OF BREVARD DR S VYAS			2	100%	2
MEDEXPRESS URGENT CARE - OMAHA N 72 ST		2			2
MILLERSVILLE UNIVERSITY HEALTH SERVICE		2			2
HEALTH NETWORK			2	100%	2
ASCENSION ST VINCENT'S RIVERSIDE			2	100%	2
ACCESS MEDICAL GROUP OF FLORIDA CITY			2	100%	2
SYNEOS HEALTH			2	100%	2
ALBANNA PEDIATRICS CENTER			2	100%	2
PREMIER FAMILY CARE I, INC			2	100%	2
CENTRAL JERSEY URGENT CARE OF GREEN BR		2			2
MEDICAL ARTS LABORATORY			2	100%	2
MEDEXPRESS URGENT CARE - MARTINSVILLE		2			2
NEMOURS CHILDREN'S PRIMARY CARE THE VILLAGES		2			2
BLACKBAG DIGITAL HEALTH LLC		2			2
BAYCARE OUTREACH LAB			2	100%	2
Garden Care Center		2			2
SELECT MEDICAL CLINIC			2	100%	2
OAKBRIDGE TERRACE AT SAE			2	100%	2
Parkridge Specialty Care		2			2
TALLAHASSEE MEMORIAL HEALTHCARE FAMILY MED RESIDENCY			2	100%	2
OSF ST JOSEPH MEDICAL CENTER			2	100%	2
Kroger 477 - The Little Clinic Fort Mitchell		2			2
ADVENTHEALTH MEDICAL GROUP COLORECTAL SURGERY AT		1			1
HARDVARD VANGUARD MEDICAL ASSOCIATES - NEEDHAM			1	100%	1
MED-LAKE LABORATORY			1	100%	1
MINUTE CLINIC DIAGNOSTIC MED GRP OF CA		1			1
LIFE SAVERS EMERGENCY ROOM II, LLC		1			1

COVID-19: testing by laboratory

Data through May 12, 2021 verified as of May 13, 2021 at 09:25 AM

Data in this report are provisional and subject to change.

The numbers in the table below represent the number of Florida and non-Florida residents for whom test results were received by the Department of Health. A person can be tested by more than one laboratory and can have both positive and negative results. **Therefore, the sum of the numbers in each column will be larger than the total number of people tested.**

Reporting lab	Inconclusive	Negative	Positive	Percent positive	Total
MBMG OF WINTER HAVEN			1	100%	1
1ST MED DOTHAN			1	100%	1
INFANTS & CHILDREN PA			1	100%	1
ROMULO CAMOGLIANO MD/INTERNAL MEDICINE			1	100%	1
NORWALK HOSPITAL			1	100%	1
HEALTH CONSERVATION, INC		1			1
QC LABORATORY			1	100%	1
KANA MEDICAL			1	100%	1
CHEROKEE PARK REHABILITATION		1			1
Crisp Regional Nursing and Rehab Center		1			1
EVANS FAMILY CARE PA			1	100%	1
FAIRFIELD MEDICAL CENTER			1	100%	1
VELOCITY URGENT CARE - CHIMNEY HILL			1	100%	1
FAMILY PRACTICE OF CENTRAL FLORIDA PA			1	100%	1
BAPTIST HEALTH PRIMARY CARE AT CUTLER BAY			1	100%	1
ADVENTHEALTH MEDICAL GROUP OBSTETRICS AND			1	100%	1
SKIN AND CANCER ASSOCIATES LLP		1			1
WEST CARVER MEDICAL ASSOCIATES		1			1
Hawthorne House		1			1
Redstone Highlands			1	100%	1
HARDIN HEALTH INC		1			1
LYSTER MAIN LAB, FT RUCKER		1			1
CARSON NURSING AND REHABILITATION CENTER		1			1
RED BUG LAKE ROAD OVIEDO COVID			1	100%	1
PHYSICIANS URGENT CARE PLLC		1			1
BEACH CARE PLLC			1	100%	1
HUNTERS CREEK MEDICAL ASSOCIATES PA		1			1
BETTER U BETTER LIFE WELLNESS LLC			1	100%	1
Florence Nursing and Rehabilitation Center		1			1
TMH URGENT CARE CENTER			1	100%	1
TAMPA FAMILY HEALTH CENTERS			1	100%	1
Melbourne Terrace Rehabilitation Center			1	100%	1
MID-FLORIDA PATHOLOGY LLC		1			1
BRADEN CLINIC		1			1
BRIGHT HEALTH CLINIC CORP			1	100%	1
CLEVELAND HEARTLAB			1	100%	1
NORTH FLORIDA FAMILY MEDICINE			1	100%	1
SUNSHINE PEDIATRICS OF LUTz			1	100%	1
BETHESDA DIALYSIS			1	100%	1
NABI		1			1
SIGNATURE CARE MIDLAND			1	100%	1
TRAFALGAR DIALYSIS			1	100%	1
TOMAH VAMC			1	100%	1
IVY CREEK FAMILY CARE OF TROY			1	100%	1
Nemours Children's Clinic-Orla			1	100%	1
Valley View Health and Rehabilitation, LLC		1			1

COVID-19: testing by laboratory

Data through May 12, 2021 verified as of May 13, 2021 at 09:25 AM

Data in this report are provisional and subject to change.

The numbers in the table below represent the number of Florida and non-Florida residents for whom test results were received by the Department of Health. A person can be tested by more than one laboratory and can have both positive and negative results. **Therefore, the sum of the numbers in each column will be larger than the total number of people tested.**

Reporting lab	Inconclusive	Negative	Positive	Percent positive	Total
BELLMORE PEDIATRICS		1			1
CANDLER HOSPITAL			1	100%	1
GADSDEN FAMILY PRACTICE		1			1
ALBUQUERQUE INDIAN HEALTH CENTER		1			1
Greene Meadows Nursing and Rehabilitation Center		1			1
MEDICAL COLLEGE OF GEORGIA MEDICAL CENTER			1	100%	1
St. Mary's Care Center		1			1
Greencroft Goshen		1			1
GAMMA HEALTHCARE, INC		1			1
MD NOW MEDICAL CENTERS, INC			1	100%	1
VA Boston HCS-Brockton Division		1			1
GENEVA FAMILY HEALTH			1	100%	1
THE INTERNAL MEDICAL GROUP		1			1
CACERES SPECIALIZED GYNECOLOGY		1			1
Kroger 444 - The Little Clinic Dent		1			1
BAYSHORE DIALYSIS			1	100%	1
ECHCS - Jewell Clinic		1			1
COASTAL PEDIATRICS LLC			1	100%	1
Oklahoma Methodist Manor			1	100%	1
BOCA GENERAL AND FAMILY MEDICINE		1			1
Kroger 670 - The Little Clinic Powell		1			1
THE LITTLE CLINIC, LLC			1	100%	1
Elm Crest Senior Living Community		1			1
JOHN MANCHIN SR HEALTH CARE CENTER		1			1
COVID CLINIC, INC			1	100%	1
Marysville Care Center		1			1
LIFE CARE CENTER OF HILTON HEAD		1			1
Kroger 698 - The Little Clinic 14th Street/Bell		1			1
NEMOURS CHILDREN'S PRIMARY CARE			1	100%	1
COASTAL ER IX, PHYSICIANS PREMIER			1	100%	1
Mason Health and Rehab		1			1
ST JOHNS MEDICAL CENTER		1			1
INDIAN RIDGE		1			1
SAPLING GROVE URGENT CARE		1			1
DOYLESTOWN HOSPITAL			1	100%	1
HEALTH CARPENTER PLLC		1			1
GARNET HEALTH URGENT CARE		1			1
UNITED MEMORIAL		1			1
JACKSON GENERAL HOSPITAL			1	100%	1
VA North May Outpatient Clinic		1			1
ISSAM ALBANNA MD PA			1	100%	1
BRIDGES AT LIFE CARE CENTER OF OCALA, THE			1	100%	1
MEDEXPRESS URGENT CARE - CABOT			1	100%	1
Robinson Terrace Rehabilitation and Nursing Center		1			1
FLORIDA ADVANCED MEDICAL AND DERM AESTHETICS LLC			1	100%	1
DERMDX, DIV OF AURORA DIAGNOSTICS/BERNHARDT LAB		1			1

COVID-19: testing by laboratory

Data through May 12, 2021 verified as of May 13, 2021 at 09:25 AM

Data in this report are provisional and subject to change.

The numbers in the table below represent the number of Florida and non-Florida residents for whom test results were received by the Department of Health. A person can be tested by more than one laboratory and can have both positive and negative results. **Therefore, the sum of the numbers in each column will be larger than the total number of people tested.**

Reporting lab	Inconclusive	Negative	Positive	Percent positive	Total
VA OPTOMETRY CLINIC			1	100%	1
Spring Gate Rehab and Healthcare Center		1			1
FRIO REGIONAL PRIMARY CARE AND URGENT CARE CLINIC			1	100%	1
PCG MOLECULAR			1	100%	1
Sage Bluff Health & Rehabilitation Center		1			1
THE HEART HOSPITAL BAYLOR PLANO			1	100%	1
USCG BASE MIAMI BEACH MEDICAL LAB		1			1
CAN COMMUNITY HEALTH LLC		1			1
Monument Health Strugis Care Center		1			1
MERCY – NORTH IOWA			1	100%	1
PULMONARY, CRITICAL CARE AND SLEEP DISORDERS INSTITUTE OF SOUTH FLORID			1	100%	1
FAYETTE MEDICAL CENTER LAB		1			1
BEVERLY ADVANCED PRACTICE NURSING		1			1
GOOD SAMARITAN SOCIETY-FOREST CITY		1			1
CVS M08595POCT RAYMORE		1			1
Big River Nursing and Rehab		1			1
WALKING URGENT CARE INC			1	100%	1
MT CARMEL NURSING HOME		1			1
Memorial Health Care Center			1	100%	1
Bethel Lutheran Nursing & Rehabilitation Center		1			1
PEACHEALTH LABORATORIES		1			1
HOLLAND COMMUNITY HOSPITAL		1			1
Kroger 397 - The Little Clinic Frankfort East		1			1
CONCENTRA - OCALA		1			1
REFERENCE LABORATORY			1	100%	1
NEXTCARE NOGALES			1	100%	1
LIMA MEMORIAL HOSPITAL			1	100%	1
Aspire Physical Recovery Center at Cahaba River		1			1
VOLUSIA MEDICAL CENTER			1	100%	1
CENTRAL ALABAMA HEALTH CARE SYSTEM			1	100%	1
Kroger - KRO03500568			1	100%	1
BRISTOL CHILDRENS CLINIC			1	100%	1
AMERICAN MEDICAL RESPONSE - FARMER BRA		1			1
HARBOR HOSPITAL			1	100%	1
Kroger 465 - The Little Clinic Oakley		1			1
Eden Meadows		1			1
CLERMONT HEALTH DEPARTMENT			1	100%	1
SOUTHEASTERN PATHOLOGY ASSOCIATES			1	100%	1
DAVIS, CASEY		1			1
BAPTIST MINOR MEDICAL CENTER			1	100%	1
Urgent Care 24/7 Orlando LLC			1	100%	1
OMNI HEALTHCARE URGENT CARE			1	100%	1
Chateau Girardeau			1	100%	1
MD NOW URGENT CARE			1	100%	1
OHIO VALLEY MANOR NURSING &		1			1
SOUTH COUNTY MEDICAL CENTER			1	100%	1

COVID-19: testing by laboratory

Data through May 12, 2021 verified as of May 13, 2021 at 09:25 AM

Data in this report are provisional and subject to change.

The numbers in the table below represent the number of Florida and non-Florida residents for whom test results were received by the Department of Health. A person can be tested by more than one laboratory and can have both positive and negative results. **Therefore, the sum of the numbers in each column will be larger than the total number of people tested.**

Reporting lab	Inconclusive	Negative	Positive	Percent positive	Total
MONMOUTH MEDICALC ENTER		1			1
Indianspring of Oakley		1			1
ST MICHAEL'S ELITE MEDICAL HOSPITAL			1	100%	1
PALMS WEST SURGICENTER		1			1
Erie VAMC		1			1
SUMMERFIELD PAIN MANAGEMENT			1	100%	1
SUPREME MEDICAL GROUP PLLC			1	100%	1
Ravenwood Speciality Care		1			1
ATRIA TAMARAC			1	100%	1
ST MARY'S OF SAGINAW		1			1
EMORY DECATUR HOSPITAL - EMORY MEDICAL		1			1
ADVANCED RESEARCH AND DIAGNOSTIC LABORATORY UNIVERSITY OF MINNESOTA			1	100%	1
Maplewood of Cheshire County		1			1
CERMAK HEALTH SERVICES			1	100%	1
Baypoint Healthcare Center			1	100%	1
MARTIN MEM FAMILY CARE AT ST LUCIE W			1	100%	1
FOUNDATION LABORATORY			1	100%	1
BRANKO D PEJIC MD FAMILY PRACTICE			1	100%	1
TRITENN LLC		1			1
PROGENESIS INC			1	100%	1
TOMAH HEALTH			1	100%	1
Ash Flat Healthcare and Rehabilitation Center			1	100%	1
FLORIDA HEALTH CARE MEDICAL GROUP		1			1
PALM BREEZE DIALYSIS			1	100%	1
HORIZON MEDICAL CENTER			1	100%	1
ADVANCED BIOMEDICAL INC			1	100%	1
Dupage Care Center			1	100%	1
BAYFRONT HEAL WOUND CARE AND HYPERBARIC CENTER			1	100%	1
SANITAS RESEARCH LLC			1	100%	1
BEAUMONT REFERENCE LABORATORY			1	100%	1
EUROFINS VIRACOR			1	100%	1
Manassas Health & Rehab			1	100%	1
BRETON REHABILITATION & LIVING CENTRE		1			1
JOHNSON & JOHNSON VISION CARE-VISTAKON			1	100%	1
ORLANDO PHYSICIAN NETWORK		1			1
JUPITER MEDICAL CENTER INC			1	100%	1
SUMMIT HEALTHCARE REGIONAL MEDICAL		1			1
CLEVELAND CLINIC OHIO LABORATORIES			1	100%	1
Cloverdale Rehabilitation and Nursing Center		1			1
FAMILY PRACTICE ASSOCIATES		1			1
Abernethy Laurels		1			1
CAREWELL 203			1	100%	1
Oregon Veterans Home The Dalles		1			1
MEDICAL CENTER AFFILIATES PALM SPRINGS			1	100%	1
Niles Nursing and Rehab. Center		1			1
WEST VIRGINIA UNIVERSITY HOSPITALS, INC			1	100%	1

COVID-19: testing by laboratory

Data through May 12, 2021 verified as of May 13, 2021 at 09:25 AM

Data in this report are provisional and subject to change.

The numbers in the table below represent the number of Florida and non-Florida residents for whom test results were received by the Department of Health. A person can be tested by more than one laboratory and can have both positive and negative results. **Therefore, the sum of the numbers in each column will be larger than the total number of people tested.**

Reporting lab	Inconclusive	Negative	Positive	Percent positive	Total
UCH LAB			1	100%	1
Kingsway Arms Nursing Center		1			1
CORONA CONCIERGE, LLC		1			1
NATIONAL INSTITUTES OF HEALTH CLINICAL CENTER			1	100%	1
KINGWOOD EMERGENCY HOSPITAL			1	100%	1
FAMILY AND INTERNAL MEDICINE ASSOCIATES		1			1
PHYSICIANS PREMIER ER- CENTRAL AUSTIN			1	100%	1
HEARTLAND OF MARIETTA OH LLC DBA		1			1
ODESSA CLINIC			1	100%	1
ALAFAYA WOODS FAMILY MEDICAL CENTER		1			1
ANDERSON MEDICAL		1			1
Kroger 907 - The Little Clinic Holland		1			1
WATERTOWN URGENT CARE		1			1
INTERFAITH MEDICAL CENTER		1			1
ENZO LABS INC			1	100%	1
SAN JOSE CLINIC		1			1
ATHENA PLASTIC SURGERY		1			1
HEALTH CHOICES, PLLC		1			1
VALENCIA BRANCH LABORATORY	1				1
BLACKBERRY CENTER, THE		1			1
FORT HUDSON NURSING CENTER		1			1
ADVANCE MD CARE			1	100%	1
Walgreens #19992		1			1
CHP COVID-19 (TX)			1	100%	1
Fargo VA Healthcare System		1			1
EAST COAST INSTITUTE FOR RESEARCH LLC			1	100%	1
MICROBIOLOGY DEPARTMENT			1	100%	1
PCR DIAGNOSTICS			1	100%	1
NATICK URGENT CARE			1	100%	1
GENESIS CARE USA OF FLORIDA, LLC			1	100%	1
St. Anne Home		1			1
OPTIMAL MEDICINE INC		1			1
FRONT PORCH PEDIATRICS PLLC			1	100%	1
ULTIMATE ANALYSIS LABORATORY			1	100%	1
FAWCETT MEMORIAL HOSPITAL NURSING			1	100%	1
ABSOLUTE HEALTHCARE			1	100%	1
MORNINGSIDE NURSING AND REHABILITATION		1			1
VISTA DEL SOL MED ASSOC		1			1
Bivins Pointe			1	100%	1
CVS AZ3264POCT PHOENIX			1	100%	1
PHYSICIANS PRIMARY CARE LEHIGH PEDS			1	100%	1
Ohman Family Living at Holly Assisted Living		1			1
ST. MARY MEDICAL CENTER		1			1
EXCEPTIONAL EMERGENCY CENTER			1	100%	1
UNIVERSITY OF FLORIDA			1	100%	1
CARRINGTON, LLC D/B/A THE CARRINGTON		1			1

COVID-19: testing by laboratory

Data through May 12, 2021 verified as of May 13, 2021 at 09:25 AM

Data in this report are provisional and subject to change.

The numbers in the table below represent the number of Florida and non-Florida residents for whom test results were received by the Department of Health. A person can be tested by more than one laboratory and can have both positive and negative results. **Therefore, the sum of the numbers in each column will be larger than the total number of people tested.**

Reporting lab	Inconclusive	Negative	Positive	Percent positive	Total
WELLNOW URGENT CARE-OSWEGO			1	100%	1
FAIRHAVEN		1			1
CONVENIENT MEDICAL AND HEALTH SERVICES			1	100%	1
CVS CA5958POCT EASTVALE		1			1
DE TAR HOSPITAL			1	100%	1
FREEPORT ER DOX URGENT CARE		1			1
OAKWOOD HOSPITAL - DEARBORN LAB			1	100%	1
WALGREENS # 11165		1			1
CAREMOUNT MEDICAL PC-CARMEL		1			1
Samaritan Keep Home		1			1
FOCUSED CARE AT ALLENBROOK		1			1
HACKENSACK UNIVERSITY MEDICAL CENTER		1			1
PALM SPRINGS GENERAL HOSPITAL			1	100%	1
OPTI MED PHARMACY		1			1
El Paso Health Care Center			1	100%	1
PUTNAM CO HOSPITAL-D/B/A ASBURY TOWERS		1			1
LIFE CARE CENTER OF GWINNETT		1			1
POETS WALK SARASOTA			1	100%	1
CHI ST ALEXIUS TRANSITIONAL CARE UNIT		1			1
ST LUKES HOSPITAL LAB			1	100%	1
SHANNON CLARK OD, PA			1	100%	1
HALEYVILLE HEALTH CARE CENTER		1			1
Jenkins Living Center		1			1
GENESIS MICROBIOLOGY LAB		1			1
VISTA LAKE ASSISTED LIVING			1	100%	1
CAPITAL HEALTH PLAN - GOVERNORS SQUARE			1	100%	1
Brownwood Nusing & Rehabilitation		1			1
ASSURANCE HEALTHCARE AND COUNSELING CENTER		1			1
INFINITY HOME CARE OF PORT CHARLOTTE, LLC			1	100%	1
ORCHID TERRACE		1			1
Kroger 390 - The Little Clinic North College Hill		1			1
MEDICAL CENTER FRANKLIN			1	100%	1
PROGRESSIVE MEDICAL RESEARCH			1	100%	1
HUNEYCUTT FAMILY PRACTICE			1	100%	1
BEAUMONT HOSPITAL			1	100%	1
ANDERSON FAMILY MEDICINE			1	100%	1
HEALTH & WELLNESS PROFESSIONALS INC			1	100%	1
MANORCARE HEALTH SERVICES BOCA RATON			1	100%	1
JAX FAMILY CARE		1			1
METROPOLITAN			1	100%	1
ADVENTHEALTH MEDICAL GROUP UROLOGY AT EAST ORLANDO		1			1
SOUTHWEST REGIONAL PCR LABORATORY			1	100%	1
WALGREENS #15369		1			1
San Antonio Residence and Rehabilitation Center		1			1
FAU MEMORY & WELLNESS CENTER			1	100%	1
CHILDRENS DOCTOR OF TAMPA BAY, THE			1	100%	1

COVID-19: testing by laboratory

Data through May 12, 2021 verified as of May 13, 2021 at 09:25 AM

Data in this report are provisional and subject to change.

The numbers in the table below represent the number of Florida and non-Florida residents for whom test results were received by the Department of Health. A person can be tested by more than one laboratory and can have both positive and negative results. **Therefore, the sum of the numbers in each column will be larger than the total number of people tested.**

Reporting lab	Inconclusive	Negative	Positive	Percent positive	Total
STERLING HOUSE OF PORT ORANGE		1			1
FORT MYERS DIALYSIS		1			1
COMMUNITY			1	100%	1
Walgreens #3661		1			1
HEALTHFORCE PARTNERS INC			1	100%	1
SAINT JOSEPHS HOSPITAL OF ATLANTA			1	100%	1
Brown Nursing Home		1			1
Le Roy Village Green		1			1
OUCH URGENT CARE			1	100%	1
WINDMOOR HEALTHCARE			1	100%	1
Heritage Inn Health and Rehabilitation		1			1
CATERPILLAR INC - MIAMI DISTRIBUTION CENTER			1	100%	1
STAT EMERGENCY CENTER			1	100%	1
FLORIDA HOME HEALTH			1	100%	1
MEMORIAL HOSPITAL LOS BANOS			1	100%	1
LAMARQUE DIALYSIS			1	100%	1
CAREHERE HUDSON BAY			1	100%	1
CHC			1	100%	1
SEATTLE-KING COUNTY			1	100%	1
NSPIRE HEALTHCARE PLANTATION			1	100%	1
MOUNTAINVIEW URGENT CARE VALLEY		1			1
ASHLEY CLINICAL DIAGNOSTIC LABORATORY			1	100%	1
MT ST RITA HEALTH CENTRE		1			1
Birmingham Nursing and Rehabilitation East LLC		1			1
DOCTORS MEMORIAL HOSP HOME HEALTH CARE		1			1
WALMART PHARMACY 10-4554		1			1
URGENT DOC -NACOGODOCHES CLINIC			1	100%	1
WALGREENS WAYNE			1	100%	1
ARIZA WELLNESS CARE LLC			1	100%	1
WHEATON FRANCISCAN LABORATORY			1	100%	1
SECOND STREET GROUP HOME		1			1
Sunnybrook Rehabilitation Center			1	100%	1
BLESSINGS MEDICAL CLINIC, THE			1	100%	1
Manor Care of Dallastown d/b/a ManorCare Health Services - Dallastown		1			1
ER NEAR ME HULEN		1			1
FLORIDA CLINICAL RESEARCH CENTER, LLC			1	100%	1
Arch Plaza Nursing and Rehabilitation Center			1	100%	1
Bayou Vista Community Care Center			1	100%	1
SURGERY CENTER, THE			1	100%	1
JACKSON MADISON CO. GEN. HOSPITAL			1	100%	1
CVS IL2297651CV JOLIET		1			1
JPS HEALTH CENTER AT TRUE WORTH PLACE			1	100%	1
HEALTH SERVICES-COLUMBIA COLLEGE		1			1
NORTHWEST TEXAS HEALTHCARE SYSTEM,INC			1	100%	1
AVANTARA REDFIELD		1			1
NONA MEDICAL ARTS		1			1

COVID-19: testing by laboratory

Data through May 12, 2021 verified as of May 13, 2021 at 09:25 AM

Data in this report are provisional and subject to change.

The numbers in the table below represent the number of Florida and non-Florida residents for whom test results were received by the Department of Health. A person can be tested by more than one laboratory and can have both positive and negative results. **Therefore, the sum of the numbers in each column will be larger than the total number of people tested.**

Reporting lab	Inconclusive	Negative	Positive	Percent positive	Total
SUNCOAST FAMILY MEDICAL ASSOCIATES			1	100%	1
CROZER-CHESTER MEDICAL CENTER			1	100%	1
STEPHENS COUNTY HOSPITAL			1	100%	1
MGH DEPARTMENT OF PATHOLOGY			1	100%	1
CONCENTRA - TAMPA EAST		1			1
Walgreens #11854			1	100%	1
CORDOVA FAMILY PRACTICE			1	100%	1
EDGAR PRICE FAMILY & CHILDREN HEALTHCARE CENTER			1	100%	1
SS VASCULAR			1	100%	1
Alden North Shore			1	100%	1
EUROFINS CENTRAL LABORATORY, LLC		1			1
TANNER CLINIC			1	100%	1
ST MARYS HEALTH CARE SYSTEM		1			1
MERRILL GARDENS AT CHAMPIONSGATE			1	100%	1
INTERNAL MEDICINE GROUP OF CENTRAL FLORIDA			1	100%	1
HEALTHPARTNERS HUDSON CLINIC			1	100%	1
UABC			1	100%	1
STONECREST MEDICAL CENTER		1			1
MID-FLORIDA CANCER CENTERS		1			1
JACK M MATHENY II MD			1	100%	1
EASTSIDE MEDICAL CLINIC		1			1
REGIONAL MEDICAL LABORATORY			1	100%	1
Carington Park			1	100%	1
ATLANTA PLUS URGENT CARE, LLC			1	100%	1
CARROLL UNIVERSITY STUDENT HEALTH CENTER		1			1
SUNCOAST PRIMARY CARE LLC			1	100%	1
NORTHEAST REGIONAL MEDICAL CENTER			1	100%	1
HOSPITAL METROPOLITANO SAN GERMAN			1	100%	1
ATHENS LIMESTONE HOSPITAL		1			1
STEPHEN G NELSON MD PA			1	100%	1
COMMUNITY MEDICAL CENTER-ORANGE CITY		1			1
JUP Serology SubSection			1	100%	1
TEVAPHARM			1	100%	1
HEALTHCARE AND REHAB OF SANFORD			1	100%	1
Iosco County Medical Care Facility		1			1
TITUS REGIONAL MEDICAL CENTER			1	100%	1
CVS NY2297002CV NEW YORK			1	100%	1
Eger Health Care and Rehabilitation Center		1			1
Kroger 683 - The Little Clinic Foothills Plaza		1			1
Alaska Domiciliary Care for Homeless Veterans		1			1
KENT		1			1
VIRTUA HEALTH AND REHABILITATION		1			1
DIGNITY HEALTH GOHEALTH		1			1
CENTRAL FLORIDA HEALTH CARE, INC			1	100%	1
WILSON FAMILY MEDICINE LLC		1			1
INHEALTH LIFE SCIENCES LLC			1	100%	1

COVID-19: testing by laboratory

Data through May 12, 2021 verified as of May 13, 2021 at 09:25 AM

Data in this report are provisional and subject to change.

The numbers in the table below represent the number of Florida and non-Florida residents for whom test results were received by the Department of Health. A person can be tested by more than one laboratory and can have both positive and negative results. **Therefore, the sum of the numbers in each column will be larger than the total number of people tested.**

Reporting lab	Inconclusive	Negative	Positive	Percent positive	Total
KIDSVILLE PEDIATRICS III PA			1	100%	1
FRESENIUS SOUTH FORT MYERS		1			1
LEELANAU OPCO, LLC		1			1
BALLAD HEALTH MEDICAL ASSOCIATES URGENT CARE - JOHNSON CITY			1	100%	1
DR AZIZ CLINIC			1	100%	1
KIDS CARE PEDIATRICS			1	100%	1
CARENOW MURFREESBORO MEDICAL CENTER PK		1			1
PULSE MEDICAL DOCTOTS LLC			1	100%	1
Chesapeake Shores - Signature HealthCare LLC		1			1
PHOEBE HOME INC		1			1
ATLANTIS VISION CENTER			1	100%	1
UNIVERSITY OF MD PATH ASSOC- MD GENOMICS			1	100%	1
BAPTIST HOSPITAL FAMILY MEDICINE TIGER POINT			1	100%	1
LAKE LURE HEALTH CENTER			1	100%	1
Carrollton Manor Inc		1			1
Isle Health and Rehabilitation Center			1	100%	1
SANTA ROSA PEDIATRICS			1	100%	1
BLAKE AT PENSACOLA OPERATION CO, LLC, THE			1	100%	1
UT HEALTH RIO GRANDE VALLEY SPECIALTY PEDIATRICS			1	100%	1
FAIRFAX COUNTY HEALTH DEPT LABORATORY			1	100%	1
PHYSICIANS PREMIER ER- BASTROP			1	100%	1
Acts Manor House		1			1
BEST CARE COMMUNITY AND FAMILY HEALTH CENTER INC			1	100%	1
SHP WESTCHESTER LLC		1			1
VIRGINIA UROLOGY		1			1
SACRED HEART HOSPITAL			1	100%	1
BLOOD SYSTEMS LABORATORIES			1	100%	1
PLEASANT RIDGE MANOR WEST		1			1
WALGREENS #09456		1			1
THE CHRIST HOSPITAL			1	100%	1
CVS AZ69POCT PEORIA		1			1
DSI LABORATORIES-NAPLES-7TH			1	100%	1
SUNRISE CLINIC SANTA ROSA		1			1
CVS MA1238POCT MEDFIELD		1			1
LOGAN COUNTY HOSPITAL			1	100%	1
Cerenity Senior Care-White Bear Lake		1			1
Kroger 016 - The Little Clinic Centennial		1			1
WORKFORCE HEALTH DEPARTMENT			1	100%	1
FIVE STAR PREMIER RESIDENCES OF POMPANO BEACH			1	100%	1
EUROFINS PHOENIX			1	100%	1
UNIVERSITY OF MIAMI MEDICINE CLINIC DRI			1	100%	1
WALKERS DRUG STORE			1	100%	1
Traymore Nursing Center		1			1
ANDERSON NURSING CENTER			1	100%	1
GENESIS HEALTH SYSTEM			1	100%	1
MEDICAL LIFE-INC GUIDEWELL EMERGENCY MEDICINE			1	100%	1

COVID-19: testing by laboratory

Data through May 12, 2021 verified as of May 13, 2021 at 09:25 AM

Data in this report are provisional and subject to change.

The numbers in the table below represent the number of Florida and non-Florida residents for whom test results were received by the Department of Health. A person can be tested by more than one laboratory and can have both positive and negative results. **Therefore, the sum of the numbers in each column will be larger than the total number of people tested.**

Reporting lab	Inconclusive	Negative	Positive	Percent positive	Total
AESTHETIC PHYSICIANS PC			1	100%	1
Remarkable Healthcare Dallas			1	100%	1
APC HEALTH LLC			1	100%	1
BAPTIST HOSPITAL EAST			1	100%	1
IMMERSION RECOVERY CENTER LLC			1	100%	1
Rosa Coplon Jewish Home and Infirmary		1			1
NOVANT HEALTH PRINCE WILLIAM WELLNESS CENTER			1	100%	1
INTERIM HEALTHCARE OF PALM COAST			1	100%	1
LANGLEY DIALYSIS			1	100%	1
JUPITER MEDICAL GROUP			1	100%	1
FLORIDA WATERMAN HOSPITAL			1	100%	1
MOUNT DORA DIALYSIS			1	100%	1
BARTLE'S PHARMACY INC			1	100%	1
LABORATORY COPORATION OF AMERICA			1	100%	1
ADVANCED LABORATORY SERVICES			1	100%	1
KEY WEST BRANCH MEDICAL CLINIC			1	100%	1
HEALTHCARE PARTNERS FAMILY MEDICINE LLC			1	100%	1
AMBRY GENETICS CORP	1				1
ALAN MOORE		1			1
DPH OP LAB			1	100%	1
SC-GA2018 THE RIDGE REHABILITATION & H		1			1
ADVANCED RESEARCH INSTITUTE			1	100%	1
VANAJA SUREDDI MD PA			1	100%	1
Avista Nursing and Rehab			1	100%	1
DISPATCH HEALTH - TEXAS, PA			1	100%	1
MRMC LAB MICRO			1	100%	1
Good Samaritan Society - Albion		1			1
YOUTH HEALTH CENTER OF HUNTINGTON		1			1
MEDEXPRESS URGENT CARE - LEOMINSTER		1			1
Summit Medical Group Morristown Oncology		1			1
CONNECTICUT PEDIATRICS @ CHC		1			1
PATIENT FIRST - HAMILTON		1			1
CLASSEN URGENT CARE CLINIC			1	100%	1
Central Alabama Veterans HCS - West Campus		1			1
MYLAN-SOUTH POINT PA		1			1
EVENTIDE LUTHERAN HOME		1			1
HUDSON REGIONAL HOSPITAL			1	100%	1
SEVEN HILLS HEALTHCARE GROUP LLC DBA		1			1
CHILDREN'S AT CHAMBLEE BROOKHAVEN URGE		1			1
PRECISE PATHOLOGY ASSOCIATES PLLC			1	100%	1
UMC WEST CLINIC			1	100%	1
D'YOUVILLE SCHOOL OF PHARMACY		1			1
WELLSTREET SANDY SPRINGS		1			1
CATHOLIC MEDICAL CENTER			1	100%	1
KENDALL PEDIATRICS PARTNERS LLC			1	100%	1
SHANNON MEDICAL CENTER			1	100%	1

COVID-19: testing by laboratory

Data through May 12, 2021 verified as of May 13, 2021 at 09:25 AM

Data in this report are provisional and subject to change.

The numbers in the table below represent the number of Florida and non-Florida residents for whom test results were received by the Department of Health. A person can be tested by more than one laboratory and can have both positive and negative results. **Therefore, the sum of the numbers in each column will be larger than the total number of people tested.**

Reporting lab	Inconclusive	Negative	Positive	Percent positive	Total
RIVERTON CBOC			1	100%	1
REGIONAL MEDICAL CENTER			1	100%	1
Shelbyville Manor		1			1
KAISER PERMANENTE REGIONAL REFERENCE LABORATORY		1			1
INTERIM HEALTHCARE			1	100%	1
INNOVATIVE HEALTH DIAGNOSTIC OF CALIFORNIA			1	100%	1
Altenheim Senior Living		1			1
CASA DE ORO CARE AND REHABILITATION CE		1			1
RADIANCE HEALTH RX		1			1
FIT4LIFE MEDICAL CENTER			1	100%	1
MEDEXPRESS URGENT CARE - JACKSON		1			1
Hinesville VA Clinic		1			1
Kroger 569 - The Little Clinic Gallatin		1			1
ORMOND PEDIATRICS PA			1	100%	1
WESTMINSTER COLLEGE		1			1
SPRINGFIELD HOSPITAL			1	100%	1
ST JOSEPH MEDICAL CENTER			1	100%	1
SHERIDAN VAMC		1			1
ASHLEY PEDIATRICS DAY & NIGHT CLINIC			1	100%	1
Kroger 618 - The Little Clinic Trail Creek Village		1			1
HOLMES FAMILY PRACTICE PA			1	100%	1
SPECTRUM LUDINGTON			1	100%	1
MEMORIAL SATILLA HEALTH			1	100%	1
ALTAMONTE SPRINGS WALK IN MED CENTER			1	100%	1
FLOYD MEDICAL CENTER/CLINICAL LAB		1			1
SMYTH COUNTY COMMUNITY HOSPITAL LABORATORY			1	100%	1
JOHN PETER SMITH HOSPITAL- OB TRIAGE			1	100%	1
Grays Harbor Health and Rehabilitation		1			1
NEW RIVER HEALTH DISTRICT			1	100%	1
LOUISIANA STATE LAB			1	100%	1
WALGREENS # 12338		1			1
MAINE HEALTH AND ENVIRONMENTAL TESTING LABORATORY			1	100%	1
BREVARD COUNTY JAIL			1	100%	1
VERITAS GENETICS, INC.			1	100%	1
CHILDRENS AT NORTH POINT URGENT CARE L		1			1
TMH PHYSICIAN PARTNERS QUINCY			1	100%	1
SUNSHINE FAMILY & WELLNESS CENTER			1	100%	1
SANTA CRUZ COUNTY HEALTH SERVICES			1	100%	1
Orange City Nursing and Rehab Center			1	100%	1
DORAL KIDNEY CENTER			1	100%	1
RIO GRANDE REGIONAL HOSPITAL FAMILY PRACTICE CLINIC			1	100%	1
MED FIRST URGENT CARE CENTERS INC			1	100%	1
NULEASE MEDICAL SOLUTIONS			1	100%	1
NEMOURS CHILDREN'S PRIMARY CARE			1	100%	1
MEDCARE QUALITY MEDICAL CENTER LLC			1	100%	1
Juniper Village at Bucks County		1			1

COVID-19: testing by laboratory

Data through May 12, 2021 verified as of May 13, 2021 at 09:25 AM

Data in this report are provisional and subject to change.

The numbers in the table below represent the number of Florida and non-Florida residents for whom test results were received by the Department of Health. A person can be tested by more than one laboratory and can have both positive and negative results. **Therefore, the sum of the numbers in each column will be larger than the total number of people tested.**

Reporting lab	Inconclusive	Negative	Positive	Percent positive	Total
PALMETTO CHARTER SCHOOL		1			1
CVS IN4633POCT GREENFIELD		1			1
Piqua Manor		1			1
PARKVIEW MANOR NURSING HOME		1			1
Plaza Healthcare			1	100%	1
SARASOTA MEMORIAL HEALTHCARE			1	100%	1
ATMORE COMMUNITY HOSPITAL			1	100%	1
FLORIDA DIGESTIVE AND LIVER SPECIALISTS			1	100%	1
REHABILITATION CENTER OF SOUTH GEORGIA		1			1
Freedom Pointe at The Villages			1	100%	1
Wedgewood Manor		1			1
PAUL C SCHWARTZ & MELVIN L WEIDMAN		1			1
MEDIPLUS CLINIC, INC			1	100%	1
SOUTH FLORIDA EVALUATION AND TREATMENT		1			1
HEARTLAND NURSING & REHABILITATION		1			1
Trenton Health and Rehabilitation		1			1
REGIONAL MED CTR BAYONET POINT			1	100%	1
JOHN H. STROGER, JR. HOSPITAL OF COOK COUNTY			1	100%	1
ABBOTT VASCULAR OCCUPATIONAL HEALTH SE		1			1
CLEVELAND CLINIC FLORIDA WAIVED			1	100%	1
HENRICO DOCTORS HOSPITAL LABORATORY			1	100%	1
MIAMI JEWISH DIALYSIS			1	100%	1
SOUTHERN FAMILY HEALTH			1	100%	1
HEALTHPLUS			1	100%	1
MYCLINIC, INC			1	100%	1
Caldwell Care		1			1
UF HEALTH EMERGENCY CENTER LABORATORY		1			1
MOUNT SINAI HOSPITAL OF QUEENS			1	100%	1
FIRST CARE HOME SERVICES INC			1	100%	1
GULF COUNTY HEALTH DEPARTMENT			1	100%	1
AMBULATORY CARE CLINIC, LLC			1	100%	1
THE HOSPITALS OF PROVIDENCE EMERGENCY ROOM			1	100%	1
MEDEXPRESS URGENT CARE - PINE BLUFF S		1			1
Kroger - KRO01100688			1	100%	1
CLINICAL CARE, INC			1	100%	1
Chateau Dville Rehab & Retirement		1			1
Churchman Village LLC		1			1
Absolut Care of Gasport		1			1
HEALTH GUAGE			1	100%	1
SAINT FRANCIS HOSPITAL			1	100%	1
ADDINGTON PLACE EAST LAKE		1			1
LAKE VIEW COURT		1			1
SILVER SPRINGS SHORES DIALYSIS			1	100%	1
Raleigh Center (WV)			1	100%	1
US LABORATORIES			1	100%	1
BRISTOL REGINAL MEDICAL CENTER			1	100%	1

COVID-19: testing by laboratory

Data through May 12, 2021 verified as of May 13, 2021 at 09:25 AM

Data in this report are provisional and subject to change.

The numbers in the table below represent the number of Florida and non-Florida residents for whom test results were received by the Department of Health. A person can be tested by more than one laboratory and can have both positive and negative results. **Therefore, the sum of the numbers in each column will be larger than the total number of people tested.**

Reporting lab	Inconclusive	Negative	Positive	Percent positive	Total
PORT ORANGE DIALYSIS			1	100%	1
LAKEWOOD RANCH URGENT CARE PA			1	100%	1
CONNECTICUT CVS PHARMACY, LLC		1			1
TREASURE COAST MEDICAL CONCIERGE LLC			1	100%	1
OMNICARE PHARMACY OF TEXAS 1, LP		1			1
DORA HOME CARE			1	100%	1
ROSE MEDICAL CENTER LAB			1	100%	1
MIAMI-DADE COUNTY HEALTH DEPT.		1			1
Cornerstone at the Ranch		1			1
FREDERICK AVENUE GROUP HOME		1			1
PHOEBE PRIMARY CARE CAMILLA			1	100%	1
SOPHIA MEDICAL ASSOCIATES, PC			1	100%	1
CULVER CITY URGENT CARE			1	100%	1
ST. JOSEPH MERCY ANN ARBOR HOSPITAL			1	100%	1
CEPERO PEDIATRICS PA			1	100%	1
WALGREENS #05690		1			1
PALM BEACH COUNTY SHERIFF OFFICE			1	100%	1
UNIVERSITY PLACE NURSING CENTER		1			1
NEXTCARE SUN CITY			1	100%	1
ST. MICHAEL'S ELITE HOSPITAL			1	100%	1
NORTHEAST GEORGIA HEALTH SYSTEM			1	100%	1
FAMILY MEDICAL CENTER OF HOLLYWOOD PA			1	100%	1
UNIVERSITY OF MIAMI - LENNAR CENTER			1	100%	1
ACL LABORATORIES			1	100%	1
CARDIAC AND VASCULAR CONSULTANTS MD PA		1			1
YOUR KIDS URGENT CARE			1	100%	1
TRIPLE O RESEARCH INSTITUTE PA			1	100%	1
BROOKSVILLE REGIONAL HOSPITAL			1	100%	1
FAMILY HEALTHCARE SERVICES			1	100%	1
EH FARGO HOSPITAL LABORATORY			1	100%	1
CVS OH3481POCT MARYSVILLE		1			1
CORPORATION OF AMERICA		1			1
MEDEXPRESS URGENT CARE - WILLINGBORO		1			1
View Ridge Care Center		1			1
HALIFAX FAMILY HEALTH CENTER			1	100%	1
SARASOTA MEMORIAL HOSPITAL		1			1
PEDIATRIC ASSOCIATES - JACKSONVILLE			1	100%	1
CORVALLIS CLINIC PC LAB		1			1
CENTER AT WATERFRONT		1			1
HUNTSVILLE HOSPITAL			1	100%	1
CONEY ISLAND HOSP			1	100%	1
WYTHE CNTY COMMUNITY HOSP LABORATORY			1	100%	1
FAITH FAMILY PRACTICE			1	100%	1
HEARTLAND OF ZEPHYRHILLS FL, LLC			1	100%	1
CORE OCCUPATIONAL MEDICINE			1	100%	1
NEW ULM MEDICAL CENTER			1	100%	1

COVID-19: testing by laboratory

Data through May 12, 2021 verified as of May 13, 2021 at 09:25 AM

Data in this report are provisional and subject to change.

The numbers in the table below represent the number of Florida and non-Florida residents for whom test results were received by the Department of Health. A person can be tested by more than one laboratory and can have both positive and negative results. **Therefore, the sum of the numbers in each column will be larger than the total number of people tested.**

Reporting lab	Inconclusive	Negative	Positive	Percent positive	Total
PINECREST MANOR		1			1
MCR HEALTH MEDICAL EXPRESS			1	100%	1
Bolingreen Health and Rehabilitation		1			1
ALLEGHENY COUNTY HEALTH DEPARTMENT - PUBLIC HEALTH LABORATORY			1	100%	1
MT VIEW			1	100%	1
HATLEY HEALTH CARE, INC		1			1
PREVENTIVE CARDIOLOGY AND INTERNAL MEDICINE ASSOCI			1	100%	1
INDIANA INTERNAL MEDICINE			1	100%	1
CLARKSVILLE MANOR INC		1			1
DESTIN SURGERY CENTER LTD		1			1
ADVANCE CARDIOVASCULAR IMAGING, INC			1	100%	1
MEDHEALTH CLINICAL INC			1	100%	1
NHC HEALTH CARE CENTER		1			1
The Pines at Catskill		1			1
METHODISM MIDLOTHIAN MEDICAL CENTER			1	100%	1
THYROID SPECIALTY LABORATORY			1	100%	1
Williamstown Commons			1	100%	1
SOFFER HEALTH INSTITUTE			1	100%	1
JET MEDICAL CENTER			1	100%	1
SINAI URGENT CARE FORT WORTH, LLC			1	100%	1
INDIGO PALMS			1	100%	1
FAMILY MEDICAL CENTERS			1	100%	1
GULF BREEZE TREATMENT CENTER, LLC			1	100%	1
VIVIAN SIMMONS FAMILY PRACTICE			1	100%	1
CFHC - FROSTPROOF			1	100%	1
PRESTIGE ER			1	100%	1
NHSN_AIMS		1			1
CELEBRATION FAMILY PHYSICIANS LLC			1	100%	1
Walgreens #9121		1			1
NORTH CAROLINA STATE LABORATORY OF PUBLIC HEALTH, SPECTRUM LAB NETWORK			1	100%	1
RENEGADEXBIO, PBC	1				1
FLORIDA HOSPITAL TRANSPLANT CENTER		1			1
BROOKDALE WEST PALM BEACH			1	100%	1
LIBERTY COMMONS NURSING AND REHABILITA		1			1
PENNY PEDIATRICS		1			1
IC LABS			1	100%	1
TMH PHYSICIAN PARTNERS WAKULLA			1	100%	1
Veterans Health Administration-Public Health Reference Laboratory		1			1
BACON COUNTY HOSPITAL		1			1
TRANSYLVANIA REGIONAL HOSPITAL LAB			1	100%	1
MIAMI CHILDRENS HOSPITAL MIDTOWN OUTPATIENT CENTER			1	100%	1
Good Samaritan Society-Atkinson		1			1
EAST END PEDIATRICS		1			1
BLUE RIDGE URGENT CARE MORGANTON			1	100%	1
TRANSCEND PERFORMANCE AND LIFESTYLE INSTITUTE			1	100%	1
KELLY			1	100%	1

COVID-19: testing by laboratory

Data through May 12, 2021 verified as of May 13, 2021 at 09:25 AM

Data in this report are provisional and subject to change.

The numbers in the table below represent the number of Florida and non-Florida residents for whom test results were received by the Department of Health. A person can be tested by more than one laboratory and can have both positive and negative results. **Therefore, the sum of the numbers in each column will be larger than the total number of people tested.**

Reporting lab	Inconclusive	Negative	Positive	Percent positive	Total
Kempsville Health and Rehab Center		1			1
CVS TX7824POCT GARLAND		1			1
WALGREENS #05150		1			1
VIP STARNETWORK		1			1
BIOLOGICAL AND CHEMICAL EMERGENCIES LABORATORY			1	100%	1
Medilodge of Midland		1			1
Masonic Medical Research Institute			1	100%	1
NORTH WEST FLORIDA DIAGNOSTIC ENOCRINOLOGY CLINIC			1	100%	1
PUBLIC HEALTH LABORATORIES			1	100%	1
EMERALD HEALTH CARE		1			1
CARENOW URGENT CARE-HENDERSONVILLE		1			1
CVS PA2867POCT FOLSOM		1			1
JOHN HOPKINS WELLNESS CENTER PEPSICO			1	100%	1
MID-SOUTH URGENT CARE, PLLC			1	100%	1
CLIFTON-FINE HOSPITAL LABORATORY		1			1
MARYWOOD HEIGHTS		1			1
TILE PHARMACY		1			1
SAINT AGNES HOSPITAL			1	100%	1
BRIDGEWAY CENTER INC			1	100%	1
MINUTECLINIC DIAGNOSTIC OF TN PC #6437		1			1
CLINTON DRUG STORE		1			1
CLINICAL LABORATORY DEPARTMENT			1	100%	1
ANDREWS			1	100%	1
MAHONEY PEDIATRICS PA			1	100%	1
Central Alabama Veterans HCS - East Campus		1			1
Brio of Johnston		1			1
WARREN GENERAL HOSPITAL			1	100%	1
Walgreens #10988		1			1
Kroger 527 - The Little Clinic Hwy 70 S.		1			1
HOLYOKE MEDICAL CENTER			1	100%	1
Accordius Health at Gastonia			1	100%	1
Diversicare of Eupora		1			1
UCSD MICROBIOLOGY LABORATORY			1	100%	1
CAN COMMUNITY HEALTH NORTH MIAMI, FL		1			1
ELATION HEALTH		1			1
LAB. CORP. OF AMERICA			1	100%	1
PUBLIX PHARMACY #0332		1			1
WELLCARE URGENT CARE			1	100%	1
SOUTHERN OHIO MEDICAL CENTER			1	100%	1
LOWCOUNTRY URGENT CARE			1	100%	1
WALGREENS #05432		1			1
AHC Dyersburg		1			1
URGENTMED			1	100%	1
PSL JAX BEACH OPERATIONS LLC			1	100%	1
PRIME CARE FAMILY MEDICINE			1	100%	1
HIGHLANDS CLINICAL LABORATORY			1	100%	1

COVID-19: testing by laboratory

Data through May 12, 2021 verified as of May 13, 2021 at 09:25 AM

Data in this report are provisional and subject to change.

The numbers in the table below represent the number of Florida and non-Florida residents for whom test results were received by the Department of Health. A person can be tested by more than one laboratory and can have both positive and negative results. **Therefore, the sum of the numbers in each column will be larger than the total number of people tested.**

Reporting lab	Inconclusive	Negative	Positive	Percent positive	Total
IDAHO HEALTH DEPARTMENT			1	100%	1
HANCOCK REGIONAL HOSPITAL		1			1
UHEALTH LEJEUNE INTERNAL MEDICINE			1	100%	1
Kroger 539 - The Little Clinic Memorial Blvd.		1			1
SAINT ALPHONSUS REGIONAL MEDICAL CENTER			1	100%	1
TITUSVILLE TOWERS ASSISTED LIVING		1			1
ALL AMERICAN FAMILY AND GERIATRIC CARE			1	100%	1
VICTORIA PAIN AND REHABILITATION CENTER			1	100%	1
SISTERS MISSION			1	100%	1
METHODIST HOSPITAL SOUTHLAKE			1	100%	1
Oakview Manor Health and Rehab		1			1
MEA PRIMARY CARE PLUS BYRAM			1	100%	1
MED LAB SERVICES, LLC			1	100%	1
COASTAL MANOR		1			1
J F K PEDIATRICS			1	100%	1
Oak Hill Health & Rehabilitation Center			1	100%	1
TILLAMOOK COUNTY GENERAL HOSPITAL LAB		1			1
PASCO COUNTY HEALTH DEPARTMENT			1	100%	1
MEDEXPRESS URGENT CARE - LAWTON		1			1
Villa Maria			1	100%	1
CHILDRENS HEALTHCARE CTE OF NORTHERN		1			1
ADVANCE GASTROENTEROLOGY			1	100%	1
CLINICAL MICROBIOLOGY LAB FAIRVIEW UNIVERSITY HOSPITAL			1	100%	1
HEARTLAND PHARMACY SEBRING			1	100%	1
LAKE CHELAN COMMUNITY HOSPITAL		1			1
MORELL			1	100%	1
PALM BEACH PEDIATRIC UROLOGY			1	100%	1
Stonespring Transitional Care		1			1
WATERSIDE HEALTH & REHAB CENTER, LLC		1			1
TALLAHASSEE DIALYSIS		1			1
ULTIMATE DX CORP			1	100%	1
Walgreens #5421		1			1
BARDMOOR EMERGENCY CARE CENTER			1	100%	1
INTERNAL MEDICINE GROUP OF WINTER HAVEN PA		1			1
CARESPOT - WELLINGTON			1	100%	1
Medilodge of Kalamazoo		1			1
MEDICAL UNIVERSITY OF SOUTH CAROLINA			1	100%	1
APPLECARE URGENT CARE			1	100%	1
PROGRESSIVE MEDICAL LAB LLC			1	100%	1
NORTH BREVARD CHILDRENS MEDICAL CENTER			1	100%	1
CVS NJ2949POCT EAST HANOVER		1			1
APPLECARE URGENT CARE KINGSLAND			1	100%	1
MEDEXPRESS WELL - OLDSMAR			1	100%	1
CARE ADVANTAGE			1	100%	1
SUNY AT STONY BROOK			1	100%	1
PENROSE HOSPITAL			1	100%	1

COVID-19: testing by laboratory

Data through May 12, 2021 verified as of May 13, 2021 at 09:25 AM

Data in this report are provisional and subject to change.

The numbers in the table below represent the number of Florida and non-Florida residents for whom test results were received by the Department of Health. A person can be tested by more than one laboratory and can have both positive and negative results. **Therefore, the sum of the numbers in each column will be larger than the total number of people tested.**

Reporting lab	Inconclusive	Negative	Positive	Percent positive	Total
ALTA BATES SUMMIT MEDICAL CENTER CLINICAL LAB			1	100%	1
PROVIDENCE HOSPITAL			1	100%	1
Riverside Nursing & Rehabilitation Center		1			1
PARKWAY REGIONAL MEDICAL CENTER LAB			1	100%	1
PALMA CEIA MED GROUP-SWANN		1			1
MEMPHIS URGENT CARE #2, LLC			1	100%	1
WELLPATH			1	100%	1
NEMOURS CHILDRENS URGENT CARE			1	100%	1
CONSULATE HEALTH CARE OF VERO BEACH			1	100%	1
ABRAZO WEST CAMPUS			1	100%	1
Rehab Select of Talladega		1			1
Ashland Place Health and Rehabilitation, LLC		1			1
PREMIUM HOME HEALTH CARE INC			1	100%	1
HSRE-ASL CASSELBERRY TRS, LLC			1	100%	1
WELLINGTON PHYSICIANS URGENT CARE AT PALOMINO			1	100%	1
GATEWAY COMMUNITY SERVICES INC			1	100%	1
Community Care Center of Heritage House, LLC			1	100%	1
WILMINGTON NURSING AND REHAB			1	100%	1
CHATSWORTH ASSISTED LIVING COMMUNITY AT PGA NATIONAL			1	100%	1
PHYSICIANS IMMEDIATE CARE CHICAGO			1	100%	1
Encompass Health Rehab Hosp Tinton Falls		1			1
Northwest Metro VA OPC		1			1
Kroger - KRO03400316			1	100%	1
PACIFICA CARE PLLC			1	100%	1
LabCorp L#09258295 M#09258285			1	100%	1
MISSISSIPPI VALLEY REGIONAL BLOOD CENTER			1	100%	1
CONTINENTAL HOME HEALTH CARE INC			1	100%	1
LIBERTY URGENT CARE			1	100%	1
GRANITE FALLS LTC, LLC		1			1
TFH HOME HEALTH INC			1	100%	1
WALGREENS CP		1			1
Gulf Coast health and Rehabilitation, LLC		1			1
MEDICAL CLINIC OF HOUSTON			1	100%	1
WESTOX LABS		1			1
ST. LUKES HOSPITAL			1	100%	1
EPIC CARE PHARMACY		1			1
POUDRE VALLEY HOSPITAL			1	100%	1
Westminster Canterbury Richmond		1			1
SV MOBILE HEALTH			1	100%	1
MORGAN MEDICAL CENTER		1			1
MED CHOICE CENTER OF NORTH MIAMI			1	100%	1
SPECTRUM LABORATORY			1	100%	1
WEST BOYNTON DIALYSIS			1	100%	1
MEMORIAL HEALTH UNIVERSITY MEDICAL		1			1
Chateau Living Center			1	100%	1
Casa Real Center		1			1

COVID-19: testing by laboratory

Data through May 12, 2021 verified as of May 13, 2021 at 09:25 AM

Data in this report are provisional and subject to change.

The numbers in the table below represent the number of Florida and non-Florida residents for whom test results were received by the Department of Health. A person can be tested by more than one laboratory and can have both positive and negative results. **Therefore, the sum of the numbers in each column will be larger than the total number of people tested.**

Reporting lab	Inconclusive	Negative	Positive	Percent positive	Total
AUTUMN HOUSE			1	100%	1
Fulton County Medical Center Long Term Care			1	100%	1
INTERNAL MEDICINE,SCOTTS VALLEY OFFICE, PALO ALTO MEDICAL FOUNDATION			1	100%	1
THE TOLEDO HOSPITAL			1	100%	1
ROCKLEDGE HEALTH & REHABILITATION CENTER			1	100%	1
SUTTER HEALTH SACRAMENTO SIERRA REGION			1	100%	1
MAIN STREET PHARMACY OF MARCELLUS, INC		1			1
Kroger 588 - The Little Clinic Thompsons Station		1			1
SPRINGBROOK HOSPITAL			1	100%	1
SHAW MEDICAL GROUP LLC			1	100%	1
MEMORIAL PHYSICIANS LABORATORY			1	100%	1
SAINT PETE MRI			1	100%	1
PALM AVENUE BAPTIST TOWER INC		1			1
NEW MILFORD HOSPITAL			1	100%	1
SALEM HOSPITAL REGIONAL LABORATORY		1			1
Medilodge of Marshall		1			1
HEBER VALLEY MEDICAL CENTER			1	100%	1
St. Catherine's manor of Findlay		1			1
HONU	1				1
SARHA DOCTORS CENTER			1	100%	1
EXPRESS CARE OF OCALA			1	100%	1
Walgreens #3049		1			1
DSL TENANT II LLC			1	100%	1
FORT LOUDOUN PRIMARY CARE		1			1
GENVIEW DIAGNOSIS INC			1	100%	1
CHILDRENS CLINIC OF PENSACOLA PA			1	100%	1
IVY CREEK HEALTHCARE & WELLNESS CENTRE			1	100%	1
WELLINGTON WEST 100176			1	100%	1
SUN CITY DIAGNOSTIC CENTER			1	100%	1
PATIENT FIRST - CHERRY HILL		1			1
SEABROOK EMS			1	100%	1
PALOMAR MEDICAL CENTER			1	100%	1
Waycross VA CBOC		1			1
ELLICOTT CENTER FOR REHABILITATION AND		1			1
Hillside Manor Rehabilitation and Extended Care Center		1			1
CHRISTIANA HOSPITAL		1			1
ALLEGANY COUNTY DEPARTMENT OF HEALTH		1			1
DEVITA		1			1
ALL PRO ORTHOPEDICS & SPORTS MEDICINE, PA			1	100%	1
BRADENTON CONVENTION CENTER			1	100%	1
SYNAPSE ANALYTICAL LABS		1			1
EXACCARE KINGSTON, LLC			1	100%	1
LIFESTREAM BEHAVIORAL CENTER INC			1	100%	1
NIHCC			1	100%	1
CHAMBREL AT PINECASTLE			1	100%	1
ATHENS MEDICAL CENTER			1	100%	1

COVID-19: testing by laboratory

Data through May 12, 2021 verified as of May 13, 2021 at 09:25 AM

Data in this report are provisional and subject to change.

The numbers in the table below represent the number of Florida and non-Florida residents for whom test results were received by the Department of Health. A person can be tested by more than one laboratory and can have both positive and negative results. **Therefore, the sum of the numbers in each column will be larger than the total number of people tested.**

Reporting lab	Inconclusive	Negative	Positive	Percent positive	Total
SOUTH TEXAS HEALTH SYSTEM ER - WARE ROAD			1	100%	1
TEMPLE TERRACE DIALYSIS			1	100%	1
MEDEXPRESS URGENT CARE-HAVERHILL		1			1
Washington County Nursing Home			1	100%	1
ST JOSEPHS CHILDRENS HOSPITAL PEDI TRANSPORT			1	100%	1
ST LUKE'S CORNWALL HOSPITAL N			1	100%	1
PATIENT FIRST - WOODBURY		1			1
BOTTINEAU GOOD SAMARITAN CENTER		1			1
park avenue extended care		1			1
WALGREENS #5130			1	100%	1
CVS IL5822POCT MOKENA		1			1
Medicalodges Neosho			1	100%	1
CVS IL6789POCT WOODRIDGE		1			1
HILLVIEW TERRACE			1	100%	1
SMITH KLINE			1	100%	1
ERIE COUNTY EMERGENCY SERVICES DIV OF		1			1
ANY LAB TEST NOW JACKSONVILLE		1			1
Kroger 500 - The Little Clinic Speedway		1			1
UTAH VALLEY HOSPITAL LABORATORY			1	100%	1
SUN LABORATORY SERVICES,INC			1	100%	1
GWINNETT MEDICAL CENTER			1	100%	1
GENESIS MEDICAL CENTER OF CORAL SPRINGS INC			1	100%	1
HARMONY HEALTHCARE ORLANDO INC		1			1
SIERRA HEALTH CARE CENTER		1			1
EMPATH HOME HEALTH LLC			1	100%	1
CVS OH6153POCT COLUMBUS		1			1
NEMOURS CHILDREN HOSPITAL			1	100%	1
DELTA INTERNAL MEDICINE CENTER			1	100%	1
BAPTIST MEDICAL PLAZA AT WESTCHESTER			1	100%	1
Court House Center		1			1
ADVENTHEALTH WOUND CARE CENTER			1	100%	1
WINNIFRED ASSISTED LIVING FACILITY INC		1			1
SMA BEHAVIORAL HEALTH SERVICES INC		1			1
MEDONE URGENT CARE			1	100%	1
TENNOVA ER - SANGO			1	100%	1
PLANTATION DIALYSIS			1	100%	1
ADVANCE HEALTH AND WELLNESS SOLUTIONS			1	100%	1
SPECIALTY DRUG TESTING			1	100%	1
GUILFORD IMMEDIATE CARE, SYAH, LLC		1			1
HIGH DESERT COURT GROUP HOME			1	100%	1
Glen Oaks Health and REhabilitation		1			1
CVS MA1121POCT WESTFORD		1			1
Broomall Manor		1			1
Lexington Medical Center Extended Care		1			1
WALGREENS #15291		1			1
URGENT CARE CENTER OF PORT ORANGE LLC			1	100%	1

COVID-19: testing by laboratory

Data through May 12, 2021 verified as of May 13, 2021 at 09:25 AM

Data in this report are provisional and subject to change.

The numbers in the table below represent the number of Florida and non-Florida residents for whom test results were received by the Department of Health. A person can be tested by more than one laboratory and can have both positive and negative results. **Therefore, the sum of the numbers in each column will be larger than the total number of people tested.**

Reporting lab	Inconclusive	Negative	Positive	Percent positive	Total
Walgreens #12695			1	100%	1
SMITH			1	100%	1
MEDICAL ASSOCIATES OF THE SHOALS		1			1
EMERY MEDICAL CENTER			1	100%	1
ENT AND ALLERGY ASSOCIATES, LLP		1			1
LAS PALOMAS SENIOR LIVING		1			1
DOCTORS HOSPITAL OF LAREDO			1	100%	1
Kroger 006 - The Little Clinic Uintah Gardens		1			1
AMERICAN LAB LLC		1			1
FAMILY MEDICAL CLINIC KENDALL LLC			1	100%	1
ADVANCED MEDICAL LABORATORIES (AML)			1	100%	1
BREVARD HEALTH ALLIANCE - SARNO/MELBOURNE		1			1
HIGHLAND LABORATORY			1	100%	1
GREATER TAMPA AT HOME			1	100%	1
Parkwood Healthcare Facility		1			1
CALIFORNIA PUBLIC HEALTH LABORATORY			1	100%	1
QUALITY LAB			1	100%	1
OXY-GENLAB			1	100%	1
WELL KEY URGENT CARE MARYVILLE		1			1
Ladera Center		1			1
BMRHC HARRISON		1			1
HIDALGO FAMILY CLINIC			1	100%	1
ADAPTIVE BIOTECHNOLOGIES			1	100%	1
PEDIATRICS AND FAMILY CARE, LLC			1	100%	1
HEALTH FIRST MEDICAL GROUP LLC			1	100%	1
Ranger Care Center			1	100%	1
CARESPOT - OVIEDO			1	100%	1
DAVITA DIALYSIS-NORTH			1	100%	1
Premier Estates of Dublin, LLC		1			1
MOUNT SINAI CORAL GABLES			1	100%	1
DR PHILLIPS CENTER FOR WELLNESS		1			1
MEMORIAL HERMANN SOUTHWEST HOSPITAL			1	100%	1
Lantern Park Specialty Care		1			1
TRIHEALTH			1	100%	1
ST JOHNS PEDIATRICS PA		1			1
OAKWOOD HOSPITAL - SOUTHSHORE			1	100%	1
BORINQUEN HEALTH CENTER			1	100%	1
ARLINGTON ADULT RESIDENTIAL FACILITY, INC			1	100%	1
PANCARE HEALTH - BRUCE			1	100%	1
CVS KS8601POCT OVERLAND PARK			1	100%	1
Greenfield Health & Rehab Center		1			1
TRAVERSE CITY OPCO, LLC		1			1
MEDICAL ASSOCIATES OF CARTER		1			1
SUNRISE/QUAY COUNTY HEALTH CLINIC		1			1
Heritage of Red Cloud		1			1
NAVICENT HEALTH OCONEE, LLC		1			1

COVID-19: testing by laboratory

Data through May 12, 2021 verified as of May 13, 2021 at 09:25 AM

Data in this report are provisional and subject to change.

The numbers in the table below represent the number of Florida and non-Florida residents for whom test results were received by the Department of Health. A person can be tested by more than one laboratory and can have both positive and negative results. **Therefore, the sum of the numbers in each column will be larger than the total number of people tested.**

Reporting lab	Inconclusive	Negative	Positive	Percent positive	Total
LACKAWANNA HEALTH AND REHAB CENTER		1			1
BAYLOR SCOTT & WHITE ALL SAINTS MEDICAL CENTER FT			1	100%	1
INTERNAL MEDICINE ASSOCIATES OF LAKE			1	100%	1
MEDEXPRESS URGENT CARE-BRENTWOOD		1			1
MISSION REGIONAL MEDICAL CENTER			1	100%	1
BIODORON LABORATORIES			1	100%	1
CONVENIENT MD			1	100%	1
GENESIS HOME HEALTH CARE SERVICES OF			1	100%	1
WELLSTREET CLAIRMONT		1			1
CRESTHAVEN			1	100%	1
EXPRESS LAB LIVINGSTON			1	100%	1
LAB TEST KENDALL LLC		1			1
Pinnacle Health and Rehab at South Portland		1			1
ROSLYN INTERNAL MEDICINE		1			1
AristaCare at Meadow Springs		1			1
Life Care Center of Paradise Valley		1			1
SPORTS MEDICINE CLINIC - U OF WYOMING			1	100%	1
FLORIDA EPIDEMIOLOGY PROGRAM			1	100%	1
Arlington Care Center			1	100%	1
JACKSONVILLE HEALTH & REHAB		1			1
MARTIN HEALTH PHYSICIAN GROUP			1	100%	1
SOUTHEAST HEALTH WESTGATE CLINIC			1	100%	1
TIMPANOGOS REGIONAL HOSPITAL			1	100%	1
Greenhaven Health and Rehabilitation		1			1
VA Texas Valley Coastal Bend Harlingen HCC		1			1
WESLEY CHAPEL INTERNAL MEDICINE AND PEDIATRICS PA			1	100%	1
ST FRANCIS MEDICAL CENTER			1	100%	1
AVERA SACRED HEART HOSPITAL			1	100%	1
Schoenbrunn Healthcare		1			1
MULTICARE PHYSICIANS			1	100%	1
ST.ELIZABETH HEALTH CENTER	1				1
Northern Nevada State Veterans Home		1			1
LEE MEMORIAL HEALTH SYSTEMS HOME HEALTH		1			1
Rockcastle Health and Rehab		1			1
ERLANGER WESTERN CAROLINA HOSPITAL			1	100%	1
Autumn Care of Suffolk		1			1
MEDEXPRESS URGENT CARE - BENTONVILLE		1			1
ADVENTHEALTH SENIOR CARE AT ORMOND			1	100%	1
PINELLAS POINT NURSING AND REHAB CENTER			1	100%	1
COURTLAND TERRACE		1			1
CVS IL7142POCT LOCKPORT		1			1
VITAL CARE			1	100%	1
THE EMORY CLINIC			1	100%	1
Walgreens #12153		1			1
A.G. Rhodes		1			1
Kroger 705 - The Little Clinic Richmond		1			1

COVID-19: testing by laboratory

Data through May 12, 2021 verified as of May 13, 2021 at 09:25 AM

Data in this report are provisional and subject to change.

The numbers in the table below represent the number of Florida and non-Florida residents for whom test results were received by the Department of Health. A person can be tested by more than one laboratory and can have both positive and negative results. **Therefore, the sum of the numbers in each column will be larger than the total number of people tested.**

Reporting lab	Inconclusive	Negative	Positive	Percent positive	Total
NEMOURS CHILDREN'S			1	100%	1
TAYLOR COUNTY HEALTH DEPARTMENT			1	100%	1
ENCOMPASS HEALTH REHAB HOSP TOMS RIVER		1			1
Cibolo Creek Rehabilitation Health Living Center		1			1
PUTNAM COUNTY PUBLIC HEALTH UNIT WIC		1			1
SELECT SPECIALTY HOSPITAL - ORLANDO SOUTH			1	100%	1
WALGREENS #06025		1			1
CYPRESS CREEK DIALYSIS CTR			1	100%	1
FRITZINGERTOWN SENIOR LIVING		1			1
KEY BISCAYNE PEDIATRIC ASSOCIATES INC			1	100%	1
FLORIDA DEPARTMENT OF HEALTH PALM BEACH COUNTY			1	100%	1
RYE BEACH PHARMACY INC		1			1
CAH ACQUISITION COMPANY 11 LLC			1	100%	1
WALKIN MEDICAL URGENT CARE,NEW CITY			1	100%	1
RIVER CHASE HEALTH AND REHABILITATION CENTER			1	100%	1
PATIENT FIRST - GARRISONVILLE			1	100%	1
LANGLADE			1	100%	1
CMC MERCY LABORATORY			1	100%	1
PEDIATRIC PARTNERS ZEPHYRHILLS			1	100%	1
Signature HealthCare of Bowling Green		1			1
CHATEAU MADELEINE - SENIOR LIVING & MEMORY CARE			1	100%	1
WASHINGTON SOLDIERS HOME AND COLONY		1			1
Smg At Bridgewater Family Medicine		1			1
Accordius Health at Harrisonburg		1			1
WESTON COUNTY HEALTH SERVICES			1	100%	1
TEXAS HEALTH HARRIS METHODIST HOSPITAL			1	100%	1
FIRST MED URGENT CARE - NW 39TH			1	100%	1
The Center at Centennial			1	100%	1
AURORA CONSOLIDATED LABORATORY			1	100%	1
GALVESTON COUNTY HEALTH DISTRICT			1	100%	1
ENCOMPASS HEALTH REHABILITATION HOSPITAL OF		1			1
HALE KUPUNA HERITAGE HOME		1			1
PROGRESSIVE URGENT CARE, PC			1	100%	1
MID FLORIDA DERMATOLOGY ASSOCIATES PA			1	100%	1
LIFE CARE CENTER OF CLEVELAND		1			1
NEXT LEVEL URGENT CARE (WOODLANDS)			1	100%	1
DR Q PEDIATRICS			1	100%	1
HEALTH CLINIC,THE		1			1
ST JOHN FISHER COLLEGE HEALTH AND WELLNESS		1			1
CVS NY1958POCT SYOSSET		1			1
ARTESIAN HOME		1			1
Davie Nursing & Rehabilitation Center		1			1
PHYSICIANS URGENT CARE			1	100%	1
Mountain City Care and Rehabilitation Center		1			1
DORNOCH PLACE DEL PRADO		1			1
SILVERMAN			1	100%	1

COVID-19: testing by laboratory

Data through May 12, 2021 verified as of May 13, 2021 at 09:25 AM

Data in this report are provisional and subject to change.

The numbers in the table below represent the number of Florida and non-Florida residents for whom test results were received by the Department of Health. A person can be tested by more than one laboratory and can have both positive and negative results. **Therefore, the sum of the numbers in each column will be larger than the total number of people tested.**

Reporting lab	Inconclusive	Negative	Positive	Percent positive	Total
MARYLAND DEPARTMENT OF HEALTH AND MENTAL HYGIENE			1	100%	1
LONESTAR 24HRER MANAGEMENT LLC DBA LONESTAR 24HRER			1	100%	1
MARTIN LUTHER KING RENAL INSTITUTE			1	100%	1
DEVLIN MANOR NURSING AND REHABILITATION		1			1
St. Anthonys Nursing and Rehab			1	100%	1
SETON HILL UNIVERSITY		1			1
JEFFREY A HIRSCHFIELD, MD PA			1	100%	1
WEST FLORIDA MEDICAL CENTER CLINIC			1	100%	1
FRESENIUS MEDICAL CARE TRADITION			1	100%	1
Franciscan Convalescent Hospital		1			1
MEDICAL CITY LAS COLINAS			1	100%	1
BROWARD MEDICAL LAB			1	100%	1
SCHUYLER HOSPITAL		1			1
KIOSK MEDICINE KENTUCKY LLC		1			1
CONSOLIDATED			1	100%	1
URGENT 202 COX CREEK PKWY		1			1
EAGLE COUNTY HEALTH AND HUMAN SERVICES			1	100%	1
SEGAL INSTITUTE FOR CLINICAL RESEARCH INC			1	100%	1
SOMA MEDICAL CENTER PA #4			1	100%	1
BOCA RATON REGIONAL HOSPITAL		1			1
MEDICAL EXAMINERS OFFICE, LEESBURG			1	100%	1
American Fork Care Center dba Heritage Care Center		1			1
Parkside Manor		1			1
INTERIM HHA OF ST AUGUSTINE INC		1			1
ADVENTHEALTH HOME CARE WATERMAN			1	100%	1
NOORANI MEDICAL CENTER LLC			1	100%	1
PHYSICIAN ASSOCIATES, LLC			1	100%	1
COLLINS NURSING HOME		1			1
FIRSTCARE MEDICAL CENTER			1	100%	1
Vista Park			1	100%	1
MEDEXPRESS URGENT CARE - MT EPHRAIM		1			1
NATIONAL GENETIC INSTITUTE			1	100%	1
WESTEX URGENT CARE, PLLC			1	100%	1
FOUR FREEDOMS DIALYSIS			1	100%	1
AVON PARK CLUSTER		1			1
SOUTH DADE NURSING & REHABILITATION CENTER			1	100%	1
LANTANA HC LAB			1	100%	1
PROVIDENCE PORTLAND MEDICAL CENTER		1			1
MEMORIAL HOSPITAL AT GULFPORT			1	100%	1
Avantara Lake Norden		1			1
ARIZONA STATE LABORATORY			1	100%	1
FLORIDA FAMILY LABORATORY		1			1
NEMOUR'S CHILDREN'S CLINIC			1	100%	1
SHRIVERS PHARMACY AND WELLNESS CENTER			1	100%	1
STANDIFER PLACE		1			1
OCALA RKC EAST HEMO #1			1	100%	1

COVID-19: testing by laboratory

Data through May 12, 2021 verified as of May 13, 2021 at 09:25 AM

Data in this report are provisional and subject to change.

The numbers in the table below represent the number of Florida and non-Florida residents for whom test results were received by the Department of Health. A person can be tested by more than one laboratory and can have both positive and negative results. **Therefore, the sum of the numbers in each column will be larger than the total number of people tested.**

Reporting lab	Inconclusive	Negative	Positive	Percent positive	Total
APACHE HEALTH CENTER			1	100%	1
SENCARE MANAGEMENT		1			1
CARING PROFESSIONAL HEALTH CARE LLC		1			1
MEDEXPRESS NORTHSIDE			1	100%	1
Mayfair Village Nursing Care Center		1			1
CENTRAL MAINE MED CTR LAB			1	100%	1
Kroger 779 - The Little Clinic Georgetown		1			1
AUSTIN ER LLC			1	100%	1
NORWOOD HEALTH CENTER		1			1
AMERICA'S ER SITE 002 LLC			1	100%	1
Heartland of Pittsburgh PA, LLC		1			1
Consulate Health Care of Tallahassee			1	100%	1
COMPLEX LABS, LLC		1			1
Good Shepherd Fairview Home, Inc.		1			1
YUMA REGIONAL MEDICAL CENTER			1	100%	1
MEMORIAL HERMANN OCCUPATIONAL HEALTH			1	100%	1
Miller Health Care Center			1	100%	1
BGB SUMMIT MEDICAL GROUP		1			1
CLEVELAND CLINIC OUTPATIENT LABORATORY			1	100%	1
FLORIDA HEART AND VASCULAR MULTISPECIALTY GROUP PA			1	100%	1
SANCHEZ CAZAU MEDICAL GROUP			1	100%	1
ADVANCE FLORIDA CONSULTING			1	100%	1
EAST LANSING OPCO		1			1
WMG URGENT CARE WOODSTOCK			1	100%	1
ROCHELLE PARK MEDICAL CENTER PA		1			1
VCU HEALTH MEDICAL CENTER PATHOLOGY			1	100%	1
SUNSHINE URGENT CARE			1	100%	1
DOCTORS MEDICAL CENTER			1	100%	1
HARDIN MEMORIAL HOSPITAL - HEARTLAND PATHOLOGY CONSULTANTS			1	100%	1
ST LUKE LUTHERAN HOME		1			1
MEDHELP			1	100%	1
PATIENT FIRST-GENERAL BOOTH			1	100%	1
Portsmouth Health and Rehab			1	100%	1
AMALIA'S COMMUNITY CLINIC, CORP			1	100%	1
Kroger 519 - The Little Clinic Staples Mill Road		1			1
MID FLORIDA COMMUNITY SERVICES			1	100%	1
ASSISTED LIVING AT TREZEVANT		1			1
WEST PENSACOLA DIALYSIS CENTER			1	100%	1
bishop rehabilitation and nursing center		1			1
LANCASHIRE HALL NURSING AND REHABILITATION CENTER		1			1
LABORATORY SERVICES SGHS - CAMDEN		1			1
CHILDREN PHYSICIANS GROUP			1	100%	1
JOSEPH REINA PHARMACY INC DBA JRX PHAR		1			1
CVS AZ3749POCT GOODYEAR		1			1
CVS MA6466POCT SWANSEA		1			1
MARQUETTE GENERAL HOSPITAL			1	100%	1

COVID-19: testing by laboratory

Data through May 12, 2021 verified as of May 13, 2021 at 09:25 AM

Data in this report are provisional and subject to change.

The numbers in the table below represent the number of Florida and non-Florida residents for whom test results were received by the Department of Health. A person can be tested by more than one laboratory and can have both positive and negative results. **Therefore, the sum of the numbers in each column will be larger than the total number of people tested.**

Reporting lab	Inconclusive	Negative	Positive	Percent positive	Total
FOUNDCARE HEALTH			1	100%	1
TAMPA GENERAL MEDICAL GROUP LABORATORY HEALTHPARK			1	100%	1
MEDEXPRESS URGENT CARE - LINDEN		1			1
KEYS PEDIATRICS PLLC			1	100%	1
HEART HOSPITAL OF LAFAYETTE: EMERGENCY ROOM			1	100%	1
DIVERSICARE OF BIG SPRINGS		1			1
AUTUMN CARE OF STATESVILLE, LLC		1			1
ALL PEDIATRIC CARE PA			1	100%	1
Manor Care Health Care Services - Williamsport North		1			1
BUENA VENTURA LAKES DIALYSIS			1	100%	1
CARE ATC INC			1	100%	1
ST MARY MEDICAL CENTER			1	100%	1
Kroger 629 - The Little Clinic Cartersville, GA Hwy 41		1			1
MAIN LAB			1	100%	1
CARDIOLOGY AND FITNESS MEDICINE		1			1
ORMC-ARDEN/EOI			1	100%	1
GOOD SAMARITAN SOCIETY - DE SMET		1			1
COVENANT HEALTH		1			1
HEALTHALLIANCE HOSPITAL LABORATORY		1			1
ACCESS HEALTH CARE PHYSICIANS, LLC		1			1
UW MEDICINE CHU LAB			1	100%	1
VERIFY LABS			1	100%	1
DOCTORS CHOICE HOME CARE INC			1	100%	1
LEE PHYSICIAN GROUP FAMILY MEDICINE AT BABCOCK		1			1
MEDSTAT WARSAW			1	100%	1
PORTSMOUTH REG. HOSPITAL			1	100%	1
MERITER LABORATORIES			1	100%	1
PREMISEHEALTH		1			1
POMPANO BEACH ARTIFICIAL KIDNEY CENTER			1	100%	1
KIDZ FAMILY CARE			1	100%	1
UMASS MEMORIAL/MARLBORO HOSPITAL			1	100%	1
PHYSICIANS LAB INC			1	100%	1
RAAZI CLINICAL LABORATORY LLC			1	100%	1
VALUE DRUG STORES INC		1			1
			1	100%	1
HYDE PARK MEDICAL CENTER		1			1
COLUMBUS REGIONAL HOSPITAL			1	100%	1
PREMIER HEALTH CARE INC			1	100%	1
PEDIATRIC SPECIALTY CLINIC COLLIER			1	100%	1
UNIVERSITY OF SOUTH FLORIDA			1	100%	1
MEDICAL CENTER OF TRINITY - MOB		1			1
PHOENIX MEDICAL CLINIC			1	100%	1
BAYMEADOWS PEDIATRIC CARE		1			1
LAKE WALES DIALYSIS CENTER			1	100%	1
MCG HOSPITALS AND CLINICS			1	100%	1
WW Chem Auto SS			1	100%	1

COVID-19: testing by laboratory

Data through May 12, 2021 verified as of May 13, 2021 at 09:25 AM

Data in this report are provisional and subject to change.

The numbers in the table below represent the number of Florida and non-Florida residents for whom test results were received by the Department of Health. A person can be tested by more than one laboratory and can have both positive and negative results. **Therefore, the sum of the numbers in each column will be larger than the total number of people tested.**

Reporting lab	Inconclusive	Negative	Positive	Percent positive	Total
COMMUNITY MEMORIAL HOSPITAL		1			1
BAPTIST HEALTH SURGERY CENTER			1	100%	1
CVS TX8990POCT HELOTES		1			1
Brookdale Southside			1	100%	1
Longwood Community Living Center		1			1
Arlington Health and Rehabilitation		1			1
QUICKCARE HEALTH, INC			1	100%	1
LOUNDY		1			1
CARE STATION MEDICAL GROUP		1			1
AUGUSTA HEALTH SD			1	100%	1
CHILTON MEDICAL CENTER		1			1
Keller Landing Center		1			1
LIFEWORKS WELLNESS CENTER LLC		1			1
BRIDGEWATER PARK ASSISTED LIVING LLC			1	100%	1
PRINCIPLE DIAGNOSTICS LLC			1	100%	1
MEDPOST URGENT CARE - CIBOLO			1	100%	1
PINEVILLE PHARMACY			1	100%	1
CAPE CANAVERAL HOSP			1	100%	1
PALMETTO ARTIFICIAL KIDNEY CENTER			1	100%	1
BROOKDALE FORT MYERS LAKES PARK			1	100%	1
LINCOLN COUNTY MEDICAL CENTER		1			1
DEPARTMENT OF HEALTH SERVICES			1	100%	1
JAMES A HENRY MD LLC			1	100%	1
ARBOR TERRACE AT CITRUS PARK			1	100%	1
Advanced Rehabilitation of Vernon		1			1
ManorCare Health Services-Monroeville		1			1
UT MD ANDERSON CANCER CENTER-TUMOR MARKER LAB			1	100%	1
LAKELAND REGIONAL HEALTH AUBURNDALE		1			1
UNITED HOSPITAL CENTER LABORATORY			1	100%	1
NORTH FLORIDA CHILD DEVELOPMENT, INC			1	100%	1
QLABS			1	100%	1
Waddell Nursing & Rehab Center		1			1
CENTRAL FLORIDA HOSPITALIST			1	100%	1
GREATER MIAMI DIALYSIS			1	100%	1
AUBURNDALE DOCTOR TODAY			1	100%	1
Peninsula Nursing and Rehabilitation Center		1			1
HALIFAX HEALTH PRIMARY CARE ORMOND			1	100%	1
WINTER GARDEN CHILDREN'S HEALTH CENTERS			1	100%	1
MEMORIAL HERMANN MEDICAL GROUP-ATASCOCITA PEDS			1	100%	1
PALMETTO LANDING			1	100%	1
RANDOLPH-MACON COLLEGE			1	100%	1
MEMORIAL HOSPITAL MIRAMAR WAIVED TESTING			1	100%	1
AMERICAN FAMILY CARE - SMYRNA			1	100%	1
NORTHERN KENTUCKY HEALTH DEPARTMENT			1	100%	1
ADVANCED INDIVIDUALIZED MEDICINE OF NAPLES			1	100%	1
UNIVERSITY OF TOLEDO MEDICAL CENTER			1	100%	1

COVID-19: testing by laboratory

Data through May 12, 2021 verified as of May 13, 2021 at 09:25 AM

Data in this report are provisional and subject to change.

The numbers in the table below represent the number of Florida and non-Florida residents for whom test results were received by the Department of Health. A person can be tested by more than one laboratory and can have both positive and negative results. **Therefore, the sum of the numbers in each column will be larger than the total number of people tested.**

Reporting lab	Inconclusive	Negative	Positive	Percent positive	Total
CONCORDIA MANOR			1	100%	1
MISSION HOSPITAL - MEMORIAL CAMPUS			1	100%	1
HILTON HEAD HOSPITAL/INPATIENT			1	100%	1
Kroger 805 - The Little Clinic Lewis Center		1			1
DUKE UNIVERSITY MEDICAL CENTER			1	100%	1
KISSIMMEE HOME TRAINING		1			1
MINNESOTA HERITAGE HOUSE		1			1
SIGNATURE CARE MEMORIAL CITY			1	100%	1
STOPWATCH URGENT CARE			1	100%	1
SIGNATURE HEALTHCARE OF BUCKHEAD		1			1
MANOR CARE OF DELRAY BEACH FL LLC		1			1
Kroger 523 - The Little Clinic Dickson			1	100%	1
ADVOCATE GOOD SAMARITAN			1	100%	1
SPHERE DX			1	100%	1
MODERN URGENT CARE			1	100%	1
SACRED HEART HOSPITAL NURSING			1	100%	1
Royal C Johnson VA Memorial Hospital		1			1
KIOSK MEDICINE OF KENTUCKY LLC		1			1
UPMC NORTHWEST HOSPITAL			1	100%	1
GEORGETOWN URGENT CARE			1	100%	1
ST. JOHN HOSPITAL & MEDICAL CENTER			1	100%	1
SANFORD LABORATORIES WATERTOWN			1	100%	1
IMA MEDICAL CENTER OF SOUTH WEST ORLANDO			1	100%	1
VASNHS-Northeast PC Clinic		1			1
TREASURE COAST COMMUNITY HEALTH INC			1	100%	1
BROOKSHIRE, THE			1	100%	1
STEWART FLORIDA ALF, INC			1	100%	1
ABBOTT LABORATORIES - OCCUPATIONAL HEALTH SERVICES			1	100%	1
FLAGLER PROFESSIONAL HEALTH CARE SERVICES INC		1			1
Heartland of Perrysburg		1			1
RIVERSIDE MEDICAL CENTER		1			1
441 URGENT CARE CENTER - BROWNWOOD			1	100%	1
Hempfield Manor		1			1
Avon Health Center		1			1
Encompass Health Littleton		1			1
PASTEUR MEDICAL CENTER LLC		1			1
MID FLORIDA BIOLOGICALS			1	100%	1
WELLSTREET BUCKHEAD NORTH		1			1
WALGREENS #12322		1			1
Community Compassion Center of Batesville			1	100%	1
MEDEXPRESS URGENT CARE-MEADVILLE			1	100%	1
Falmouth By The Sea			1	100%	1
CUSTOM SCRIPTS PHARMACY		1			1
VA Ann Arbor HCS - Toledo CBOC		1			1
MED BAR LLC		1			1
RECOVERY BAY, LLC			1	100%	1

COVID-19: testing by laboratory

Data through May 12, 2021 verified as of May 13, 2021 at 09:25 AM

Data in this report are provisional and subject to change.

The numbers in the table below represent the number of Florida and non-Florida residents for whom test results were received by the Department of Health. A person can be tested by more than one laboratory and can have both positive and negative results. **Therefore, the sum of the numbers in each column will be larger than the total number of people tested.**

Reporting lab	Inconclusive	Negative	Positive	Percent positive	Total
DEACONESS URGENT CARE CENTER			1	100%	1
ASCENSION ST VINCENT'S - WESTSIDE			1	100%	1
BIOMERIEUX			1	100%	1
CLINICAL RESEARCH OF WEST FLORIDA		1			1
HAYS CLINICAL LAB			1	100%	1
KROGER 915 - THE LITTLE CLINIC ANDERSON			1	100%	1
CENTRAL FLA PEDIATRIC URGENT CARE LLC		1			1
GATEWAY HEALTHCARE, PC			1	100%	1
White Oak Manor - Rock Hill		1			1
Whispering Pines Nursing & Rehabilitation Center		1			1
ST JOHN HOSPITAL & MEDICAL CENTER MICRO			1	100%	1
BAPTIST HEALTH EXPRESS CARE			1	100%	1
CAROLINAS PHYSICIAN NETWORK			1	100%	1
BROOKS REHAB			1	100%	1
NORTH COUNTY MEDICAL LAB			1	100%	1
NORTH BROWARD MEDICAL CENTER			1	100%	1
INTEGRIS SEMINOLE EMERGENCY DEPT			1	100%	1
ASSOCIATESMD			1	100%	1
CARESPOT - OCOEE			1	100%	1
FIRST CARE OF GAINESVILLE			1	100%	1
UNITED HEALTHCARE			1	100%	1
BIOLOGIK NP		1			1
PERFECT HEALTH URGENT CARE AND MEDICAL		1			1
APOLLOMDX LLC			1	100%	1
MARY WASHINGTON HOSPITAL HOME HEALTH AGENCY	1				1
LONG ISLAND MINIMALLY INVASIVE SURGERY		1			1
Perham Living			1	100%	1
Kroger 929 - The Little Clinic Corryville		1			1
BRUSHY CREEK FAMILY HOSPITAL			1	100%	1
FLORIDA DEPARTMENT OF HEALTH IN BROWARD COUNTY		1			1
Arbors at Gallipolis		1			1
STEELFUSION CLINICAL TOXICOLOGY LABS			1	100%	1
PEDIATRIC PARTNERS OF ZEPHYRHILLS PA			1	100%	1
HOME AIDE SVC OF EASTERN NY INC D/B/A		1			1
CARE CONNECTIONS AT HOME LLC			1	100%	1
Tremont Health & Rehabilitation Center		1			1
THE BRENNITY AT TRADITION			1	100%	1
PACE UNIVERSITY HEALTH CARE		1			1
RIVERSIDE COUNTY PUBLIC HEALTH LABORATORY			1	100%	1
BEACHSIDE DETOX		1			1
MCCORMICK AMBULANCE		1			1
GINKGO BIOWORKS INC (CONCENTRIC)		1			1
Long Beach Care Center			1	100%	1
PEDIATRIC ASSOCIATES - MIAMI LAKES		1			1
WATERS EDGE ELEMENTARY SCHOOL			1	100%	1
MARTIN ARMY COMMUNITY HOSPITAL			1	100%	1

COVID-19: testing by laboratory

Data through May 12, 2021 verified as of May 13, 2021 at 09:25 AM

Data in this report are provisional and subject to change.

The numbers in the table below represent the number of Florida and non-Florida residents for whom test results were received by the Department of Health. A person can be tested by more than one laboratory and can have both positive and negative results. **Therefore, the sum of the numbers in each column will be larger than the total number of people tested.**

Reporting lab	Inconclusive	Negative	Positive	Percent positive	Total
BRITTNEY WHELIHAN IRWIN ARNP LLC			1	100%	1
WMC HEALTH GROUP OF KISSIMMEE LLC			1	100%	1
ST. ELIZABETH HEALTHCARE - FLORENCE HOSPITAL			1	100%	1
WELLSTREET BETHANY BEND		1			1
PANCARE HEALTH - CARR ELEM & MIDDLE SCHOOL			1	100%	1
Regency Square			1	100%	1
WEST FLORIDA HOSPITAL LABORATORY			1	100%	1
MEDISURE DBA MY WELLNESS EXPRESS			1	100%	1
BAM INC		1			1
PRIME HEALTHCARE SERVICES		1			1
APS-SUMMIT CARE PHARMACY, LLC DBA OMNICARE		1			1
Kroger 717 - The Little Clinic Dolphin Drive			1	100%	1
WRIGHT PATTERSON AFB MEDICAL CENTER			1	100%	1
NORDX			1	100%	1
PARK AVENUE MEDICAL PROFESSIONALS PC		1			1
CTMD MEDICAL CENTER, PA			1	100%	1
AFC URGENT CARE BEVERLY			1	100%	1
SOUTHWESTERN STATE HOSPITAL LABORATORY			1	100%	1
ADVENTHEALTH DURAND			1	100%	1
SGMC- SMITH NORTHVIEW CAMPUS			1	100%	1
BAPTIST MEDICAL PLAZA AT MIAMI LAKES DIAGNOSTICS			1	100%	1
STAYING HEALTHY MEDICAL SERVICES			1	100%	1
Dugan Memorial Home		1			1
ARCADIA OUTREACH LAB			1	100%	1
TITAN GENOMICS, LLC			1	100%	1
Advanced Health Care of St. George		1			1
WOODSTOCK HEALTH DEPARTMENT			1	100%	1
BOND COUNTY HEALTH DEPARTMENT			1	100%	1
DIMMIT REGIONAL HOSPITAL			1	100%	1
SOUTHERN HILLS MEDICAL CENTER			1	100%	1
CARESPOT EXPRESS HEALTHCARE BOYNTON BEACH			1	100%	1
Kingston of Ashland		1			1
WALGREENS #12624		1			1
FIRST MEDICAL RESPONSE OF TEXAS, INC			1	100%	1
MEDEX CLINIC LLC			1	100%	1
FLORIDA KEYS PED AND ADOLES CTR			1	100%	1
Kroger 126 - The Little Clinic Cottonwood		1			1
JOHN D. ARCHBOLD MEMORIAL HOSPITAL			1	100%	1
BLACK SHEEP MEDICAL			1	100%	1
NORTH SHORE HEMATOLOGY-ONCOLOGY ASSOCI		1			1
AVERA ST. MARY'S HOSPITAL			1	100%	1
SHARON REGIONAL MEDICAL CENTER			1	100%	1
PALM COAST DRAW STATION/AMERICAN HEALTH ASSOCIATES		1			1
LABONE		1			1
Villages of St.Peters		1			1
CARILION CLINIC LAB TESTING SITE-POSTAL		1			1

COVID-19: testing by laboratory

Data through May 12, 2021 verified as of May 13, 2021 at 09:25 AM

Data in this report are provisional and subject to change.

The numbers in the table below represent the number of Florida and non-Florida residents for whom test results were received by the Department of Health. A person can be tested by more than one laboratory and can have both positive and negative results. **Therefore, the sum of the numbers in each column will be larger than the total number of people tested.**

Reporting lab	Inconclusive	Negative	Positive	Percent positive	Total
COSTAMED GRUPO MEDICO			1	100%	1
AURORA MEDICAL CENTER-KENOSHA			1	100%	1
PINNACLE DIALYSIS		1			1
SAMSON MEDICAL CLINIC			1	100%	1
LOUIS STOKES CLEVELAND VA MEDICAL CENTER			1	100%	1
NORTHWEST FLORIDA SPECIALTY PHYSICIANS LLC		1			1
VillageCare Rehabilitation and Nursing Center		1			1
SOUTHWEST ORLANDO FAMILY MEDICINE, PL			1	100%	1
NORTHSIDE FAMILY MEDICINE AND URGENT CARE (MIDTOWN)		1			1
Kroger 63 - The Little Clinic Glassford Hill Rd		1			1
PINEBROOK CARE AND REHABILITATION CENTER□			1	100%	1
TITUSVILLE CENTER FOR SURGICAL EXCELLENCE LLC		1			1
GIBSON AREA PRIMARY CARE			1	100%	1
Diversicare of Smyrna		1			1
Wexner Heritage House			1	100%	1
URGENT CARE NORTHWEST		1			1
TCPA CLINICAL LABORATORIES			1	100%	1
PEDIATRIC PARTNERS			1	100%	1
STEWART MEDICAL GROUP INC			1	100%	1
BIOMAT USA INC			1	100%	1
COUPEVILLE SCHOOL DISTRICT #204		1			1
MEMORIAL HOSPITAL - BELLEVILLE			1	100%	1
US PUBLIC HEALTH SERVICE HOSPITAL			1	100%	1
ARTIS SENIOR LIVING OF DAVIE, LLC		1			1
Walgreens #11724		1			1
CAPSTONE REHABILITATION AND HEALTHCARE		1			1
WINCHESTER URGENT CARE, PC		1			1
HEALTH PARTNERS LLC		1			1
BAPTIST HOSPITAL FAMILY MEDICINE &			1	100%	1
ACCESS MEDICAL GROUP OF TAMPA INC			1	100%	1
ADVANCED CARDIOVASCULAR DIAGNOSTICS PL		1			1
STITCHES ACUTE CARE CENTER OF CHEYENNE			1	100%	1
BIOMAT ORLANDO		1			1
Wayne County Nursing Home		1			1
EAST FL CORE LAB			1	100%	1
MEMORIAL MEDICAL CENTER			1	100%	1
TMH CANCER CENTER LABORATORY			1	100%	1
HENRY FORD HOSPITAL			1	100%	1
NORTH RIVER FAMILY HEALTH CENTER			1	100%	1
CARENOW URGENT CARE - SPRING			1	100%	1
WOOD COUNTY HEALTH DEPARTMENT			1	100%	1
MT SINA1 HOSPICE			1	100%	1
ORAL & FACIAL SURGERY			1	100%	1
IZ MEDICAL		1			1
ADAMS COUNTY HEALTH DEPARTMENT			1	100%	1
LIFELINK FOUNDATION INC D/B/A			1	100%	1

COVID-19: testing by laboratory

Data through May 12, 2021 verified as of May 13, 2021 at 09:25 AM

Data in this report are provisional and subject to change.

The numbers in the table below represent the number of Florida and non-Florida residents for whom test results were received by the Department of Health. A person can be tested by more than one laboratory and can have both positive and negative results. **Therefore, the sum of the numbers in each column will be larger than the total number of people tested.**

Reporting lab	Inconclusive	Negative	Positive	Percent positive	Total
SANDPIPER CLUSTER		1			1
ROCK RAPIDS HEALTH CENTRE		1			1
AFTER HOURS CARE OF AMERICUS INCORPORA			1	100%	1
PUBLIX PHARMACY # 1236			1	100%	1
JOSHUA E CHESIR MD		1			1
Glen Haven Health and Rehabilitation LLC		1			1
VISITING PHYSICIAN SERVICES, LLC			1	100%	1
SOMA MEDICAL CENTER PA #2			1	100%	1
CARY CLINIC			1	100%	1
MANCHESTER COMMONS		1			1
SIPERSTEIN DERMATOLOGY LLC			1	100%	1
ST. LUKE'S HOSPITAL			1	100%	1
DILELLA			1	100%	1
SANTA MONICA FERTILITY			1	100%	1
BAPTIST ASI			1	100%	1
SOUTH SEMINOLE HOSPITAL POCT			1	100%	1
The Jordan Center		1			1
SUNCOAST RESEARCH GROUP LLC			1	100%	1
VA ST LOUIS HEALTH CARE SYSTEM			1	100%	1
CHRISTUS GOOD SHEPHERD MEDICAL CENTER			1	100%	1
CENTENNIAL HILLS HOSPITAL MEDICAL CENTER LABORATORY			1	100%	1
RM LAB LLC DBA EXPRESS LAB		1			1
SC-GA2018 MCCORMICK REHAB & HEALTHCARE		1			1
SLIDELL MEMORIAL HOSPITAL			1	100%	1
AML DIAGNOSTICS- ADV TESTING IN METABOLIC MEDICINE			1	100%	1
MADISON AT OVIEDO			1	100%	1
Integrity Healthcare of Carbondale			1	100%	1
FLORIDA MEDICAL CLINIC PA GI			1	100%	1
CSI LABORATORIES FLORIDA			1	100%	1
SKYRIDGE CLINICAL ASSOCIATES		1			1
Lemont Nursing and Rehab Center			1	100%	1
VA Central Western Massachusetts HCS		1			1
NEXTCARE NIFONG			1	100%	1
Wildwood Healthcare		1			1
MEMORIAL URGENT CARE CENTER -			1	100%	1
PALMETTO PRIMARY CARE PHYSICIANS			1	100%	1
WESTMORELAND REGIONAL HOSPITAL			1	100%	1
WESLEY MEDICAL CENTER			1	100%	1
RAYMOND F CARON MD			1	100%	1
AFFILIATED LABORATORIES INC			1	100%	1
CHI ST VINCENT LITTLE ROCK DIAGNOSTIC CLINIC			1	100%	1
SOUTHWEST FLORIDA DIVISION LAB			1	100%	1
ROSE HAVEN NURSING CENTER		1			1
Livingston County Center for Nursing and Rehabilitation		1			1
LABORATORIO MEDICO CENTRAL CONDOMINO MD			1	100%	1
NEW HANOVER REGIONAL MEDICAL CENTER			1	100%	1

COVID-19: testing by laboratory

Data through May 12, 2021 verified as of May 13, 2021 at 09:25 AM

Data in this report are provisional and subject to change.

The numbers in the table below represent the number of Florida and non-Florida residents for whom test results were received by the Department of Health. A person can be tested by more than one laboratory and can have both positive and negative results. **Therefore, the sum of the numbers in each column will be larger than the total number of people tested.**

Reporting lab	Inconclusive	Negative	Positive	Percent positive	Total
FAMILY & INTERNAL MEDICINE CENTER		1			1
SACRED HEART HEALTH SYSTEM- MIDWIFE PROGRAM			1	100%	1
CARENOW-MONTGOMERY			1	100%	1
ST JUDE CARE CENTER		1			1
SUN DISCOUNT PHARMACY			1	100%	1
Shoreline Care Center			1	100%	1
FLORIDA STATE UNIVERSITY HEALTH SERVICES			1	100%	1
STANLY REGIONAL MEDICAL CENTER			1	100%	1
CENTRAL TX URGENT CARE			1	100%	1
WALGREENS #11572		1			1
JOHNSON MEDICAL SERVICES			1	100%	1
COSTCO PHARMACY #1023			1	100%	1
Garden Villa Bedford		1			1
NCH HEALTHCARE CREEKSIDE ENDOSCOPY			1	100%	1
MARYLAND DEPARTMENT OF HEALTH AND MENTAL HYGIENE-LABORATORIES			1	100%	1
ALVERNIA UNIVERSITY HEALTH AND WELLNESS CENTER		1			1
WINCHESTER HOSPITAL			1	100%	1
DECATUR MORGAN HOSPITAL - DECATUR GENE		1			1
HOMESTEAD MEDICAL CLINIC PA			1	100%	1
Crestview Rehabilitation & Skilled Nursing Services		1			1
URGENT CARE 24/7 TAMPA			1	100%	1
PATHOLOGY		1			1
MED TECH CLINICAL LABORATORY		1			1
NANCY M WORTHINGTON MD PA			1	100%	1
MARIANNA DIALYSIS CENTER			1	100%	1
ASHLEY PEDICATRICS DAY AND NIGHT CLINIC			1	100%	1
PIEDMONT NEWTON HOSPITAL		1			1
FIU HEALTH CARE CENTER			1	100%	1
BMC MAYPORT			1	100%	1
HOUSTON MEDICAL CENTER LABORATORY			1	100%	1
ADVENT HEALTH MEDICAL GROUP AT PINELLAS PARK			1	100%	1
Kroger 367 - The Little Clinic Walton		1			1
BRONSON METHODIST HOSPITAL			1	100%	1
XPRESHECK IAD (DULLES)			1	100%	1
NORTHSIDE FAMILY MEDICINE		1			1
ST JOHN'S MEDICAL CENTER, TETON VILLAGE			1	100%	1
WESLEY LONG HOSPITAL			1	100%	1
WELLMED AT BAY AREA		1			1
MEDICAL ASSOCIATES OF PINELLAS - LAB			1	100%	1
WEST FLORIDA MEDICAL ASSOCIATES PA			1	100%	1
SHAMRA MEDICAL LABORATORY			1	100%	1
YOUR GOOD HEALTH MEDICAL GROUP PA			1	100%	1
FLORIDA MEDICAL CLINIC, PA		1			1
ONPOINT URGENT CARE			1	100%	1
Walgreens #19461		1			1
Brakeley Park Center		1			1

COVID-19: testing by laboratory

Data through May 12, 2021 verified as of May 13, 2021 at 09:25 AM

Data in this report are provisional and subject to change.

The numbers in the table below represent the number of Florida and non-Florida residents for whom test results were received by the Department of Health. A person can be tested by more than one laboratory and can have both positive and negative results. **Therefore, the sum of the numbers in each column will be larger than the total number of people tested.**

Reporting lab	Inconclusive	Negative	Positive	Percent positive	Total
Hillandale Health Care		1			1
SKY RIDGE MEDICAL CENTER - MICRO			1	100%	1
PATEL MINESH		1			1
SELF REGIONAL HEALTHCARE			1	100%	1
BANNER UNIVERSITY MEDICAL CENTER			1	100%	1
PEDIATRIC ASSOC OF JACKSONVILLE PA			1	100%	1
GATEWAY FAMILY HEALTH CLINIC			1	100%	1
ELKTON TRANSITIONAL CARE CENTER		1			1
CVS IN6536POCT KOKOMO		1			1
DIRECT PRIMARY CARE OF BURLESON			1	100%	1
REEVES COUNTY HOSPITAL DISTRICT			1	100%	1
PATIENT FIRST - SICKLERVILLE		1			1
SACRED HEART MEDICAL CENTER			1	100%	1
STUDENT HEALTH CENTER			1	100%	1
DW MCMILLAN MEMORIAL HOSPITAL LABORATORY			1	100%	1
Parkview Care Center			1	100%	1
Pelican Health Norfolk			1	100%	1
COMMONWEALTH OF VIRGINIA DIVISION OF CONSOLIDATED LABORATORY SERVICES			1	100%	1
ASHLEY PEDIATRICS DAY AND NIGHT CLINIC			1	100%	1
Kroger 894 - The Little Clinic NEC		1			1
BAPTIST EMERGENCY HOSPITAL - KELLY			1	100%	1
COVE AT THE MARBELLA,THE			1	100%	1
METRO HEALTH HOSPITAL LABORATORY		1			1
WALGREENS #10308		1			1
Pontotoc Health and Rehab		1			1
CARESOUTH HHA HOLDINGS OF THE TREASURE COAST LLC			1	100%	1
NORTON HOSPITAL			1	100%	1
PATIENT FIRST - FAIRFAX			1	100%	1
HILLSBORO MEDICAL CENTER MAIN LABORATO		1			1
ADVENTHEALTH MEDICAL GROUP SENIOR HEALTH AT			1	100%	1
EASTSIDE URGENT CARE			1	100%	1
BOULDER COMMUNITY HOSPITAL			1	100%	1
WASHINGTON CENTER FOR REHABILITATION A		1			1
The Pines at Poughkeepsie Center for Nursing and Rehabilitation		1			1
BAYCARE OUTREACH LAB AT NEW TAMPA			1	100%	1
DIAGNOSTIC GROUP INTEGRATED HEALTHCARE			1	100%	1
ORANGETOWN PEDIATRICS ASSOCIATES		1			1
TRADITIONAL MEDICINE CENTER			1	100%	1
WVU MEDICINE AT SUNCREST TOWNE CENTRE			1	100%	1
SPELMAN COLLEGE DEPT OF HEALTH SERVICE		1			1
SUMMIT COUNTY PUBLIC HEALTH DEPARTMENT			1	100%	1
CENTRAL FLORIDA ADULT MEDICINE		1			1
UNIVERISTY HOSPITAL			1	100%	1
TRUMAN MEDICAL CENTER - HOSPITAL HILL			1	100%	1
ALPHA CLINICAL LABORATORY CORP.			1	100%	1
NEVADA RURAL HOUSING AUTHORITY			1	100%	1

COVID-19: testing by laboratory

Data through May 12, 2021 verified as of May 13, 2021 at 09:25 AM

Data in this report are provisional and subject to change.

The numbers in the table below represent the number of Florida and non-Florida residents for whom test results were received by the Department of Health. A person can be tested by more than one laboratory and can have both positive and negative results. **Therefore, the sum of the numbers in each column will be larger than the total number of people tested.**

Reporting lab	Inconclusive	Negative	Positive	Percent positive	Total
PUBLIX PHARMACY #1122		1			1
SANTA BARABARA ALF LLC (THE WINDSOR)			1	100%	1
CURELOGICS WOUND CARE & HYPERBARIC CENTER		1			1
SPECIALTY MOLECULAR - DENVER			1	100%	1
CLINICAL PATHOLOGY LABORATORIES SOUTHEAST INC			1	100%	1
HABANA HEALTH CARE CENTER			1	100%	1
YOUR HEALTH PEDIATRICS INC			1	100%	1
DOCS OUTSIDE THE BOX INC			1	100%	1
MOUNT SINAI MEDICAL CENTER AVENTURA ER			1	100%	1
MEDCARE-GARNERS FERRY			1	100%	1
FLORIDA HOSPITAL LAB			1	100%	1
PRIMARY CARE SERVICES AT WESTMINSTER V		1			1
BL DIAGNOSTICS LLC			1	100%	1
MEDCOR, INC			1	100%	1
JMJ FAMILY PRACTICE			1	100%	1
AAA MEDICAL TESTING			1	100%	1
Chestnut Ridge Nursing & Rehab		1			1
ACCESS TOTAL CARE			1	100%	1
CAMAI COMMUNITY HEALTH CENTER, INC			1	100%	1
Signature Healthcare of Georgetown		1			1
PARK AVENUE PEDIATRICS PC		1			1
ENCOMPASS HEALTH REHAB HOSP NEW ENGLAND		1			1
AFTER HOURS CLINIC			1	100%	1
O'CONNELL HEALTH CENTER AT ST JOHNS			1	100%	1
AdventHealth Care Center Zephyrhills North			1	100%	1
KROGER 785 - THE LITTLE CLINIC DIXIE HWY		1			1
St. Ann Rehabilitation and Nursing Center		1			1
HONEY BROOK MED INVESTORS LTD/DBA		1			1
BRIGHAM YOUNG UNIV STUDENT HEALTH CTR			1	100%	1
DIXIE REGIONAL MEDICAL CENTER			1	100%	1
UF HEALTH THE VILLAGES			1	100%	1
ABBOTT LABORATORIES ROSS PRODUCTS			1	100%	1
UT HEALTH RGV CLINICAL LABORATORY			1	100%	1
IDAHO BUREAU OF LABORATORIES		1			1
Willow Ridge Center		1			1
WORKCARE, INC GLOBALFOUNDRIES			1	100%	1
Country View of Sunbury			1	100%	1
Lakeland Nursing and Rehabilitation Center LLC		1			1
Waters of Covington		1			1
MARTIN MEMORIAL MEDICENTER			1	100%	1
LAKE REGIONAL HEALTH			1	100%	1
MOSOLF PEDIATRICS PA			1	100%	1
The Carrington		1			1
EMERSON HOSPITAL LABORATORY			1	100%	1
SPINE & PAIN CONSULTANT PLLC		1			1
WYOMING COUNTY DEPARTMENT OF HEALTH		1			1

COVID-19: testing by laboratory

Data through May 12, 2021 verified as of May 13, 2021 at 09:25 AM

Data in this report are provisional and subject to change.

The numbers in the table below represent the number of Florida and non-Florida residents for whom test results were received by the Department of Health. A person can be tested by more than one laboratory and can have both positive and negative results. **Therefore, the sum of the numbers in each column will be larger than the total number of people tested.**

Reporting lab	Inconclusive	Negative	Positive	Percent positive	Total
OCEANVIEW NURSING AND REHABILITAION CENTER			1	100%	1
Heritage Health of Peru			1	100%	1
TARRANT MEDICAL ASSOCIATES			1	100%	1
Troy Center for Rehabilitation & Nursing		1			1
DEL PRADO MEDICAL CENTER, INC		1			1
LiveWell		1			1
Sanctuary Pointe Nursing & Rehab		1			1
Kroger 970 - The Little Clinic Westfield			1	100%	1
Kroger 433 - The Little Clinic Atoka		1			1
Newton Wellesley Center for Alzheimer's Care		1			1
TRUCARE LIVING CENTERS - SELMA			1	100%	1
VIRGINIA CVS PHARMACY, LLC DBA CVS/PHARMACY #1884		1			1
RELIANCE HOME HEALTH CARE INC		1			1
GATEWAY LABORATORIES		1			1
WAYNE COUNTY PUBLIC HEALTH		1			1
The Evangelical Lutheran Good Samaritan Society Prescott Village		1			1
MOUNT SINAI MEDICAL CENTER OF FLORIDA INC			1	100%	1
BSA PHYSICIANS GROUP, INC D/B/A BSA FAMILY MEDICAL			1	100%	1
SUNCOAST BEHAVIORAL HEALTH CENTER			1	100%	1
VA NCHCS - Mather Division		1			1
AVERA HEART HOSPITAL OF SD			1	100%	1
LABTECH DIAGNOSTICS			1	100%	1
BRIDGEWATER AT WATERMAN VILLAGE			1	100%	1
RENOWN REGIONAL MEDICAL CENTER			1	100%	1
SYNERGY DIALYSIS INC			1	100%	1
ASSOCIATES MD MEDICAL GROUP INC			1	100%	1
JP MORGAN CHASE HEALTH SERVICES			1	100%	1
CHILDREN'S NATIONAL MEDICAL CENTER			1	100%	1
Sherwood Oaks Health Center			1	100%	1
NEXTCARE POWER			1	100%	1
NEW HORIZON PRIMARY CARE LLC			1	100%	1
ALLIED PEDIATRICS & FAMILY MEDICINE			1	100%	1
PEDIATRIC ASSOCIATES - DORAL			1	100%	1
SANFORD HOME		1			1
MEDCOR AT ROYAL CARIBBEAN			1	100%	1
CENTRAL CAROLINA HOSPITAL			1	100%	1
VELOCITY URGENT CARE - LITTLE CREEK			1	100%	1
2504-HOMEWOOD		1			1
WESTCOAST FAMILY PRACTICE		1			1
Salem Hills Rehabilitation and Nursing Center		1			1
UF HEALTH - WILDLIGHT			1	100%	1
LOPEZ		1			1
PEACE HEALTH FAMILY MEDICINE AT 87TH AVE		1			1
LAREDO CARE CLINIC NORTH		1			1
NYU LANGONE AMBULATORY CARE LAKE SUCCE		1			1
PARK LANE NURSING HOME		1			1

COVID-19: testing by laboratory

Data through May 12, 2021 verified as of May 13, 2021 at 09:25 AM

Data in this report are provisional and subject to change.

The numbers in the table below represent the number of Florida and non-Florida residents for whom test results were received by the Department of Health. A person can be tested by more than one laboratory and can have both positive and negative results. **Therefore, the sum of the numbers in each column will be larger than the total number of people tested.**

Reporting lab	Inconclusive	Negative	Positive	Percent positive	Total
INDIAN RIVER CLINICAL LABORATORY, INC.		1			1
SOUTHWOOD NURSING & RETIREMENT CENTER		1			1
Birmingham Nursing & Rehab Center		1			1
HCR-ManorCare			1	100%	1
LOURDES URGENT CARE			1	100%	1
Holly Hill Healthcare Center			1	100%	1
GARDENS AT MAPLEWOOD			1	100%	1
PM PEDIATRICS PC			1	100%	1
TMH PHYSICIAN PARTNERS			1	100%	1
NORTHEAST TEXAS DIALYSIS		1			1
THE GROVE HEALTH AND REHAB			1	100%	1
COUNTY OF HAMILTON			1	100%	1
BEAUMONT URGENT CARE		1			1
PELICAN STATE OUTPATIENT CENTER			1	100%	1
Mountain View Manor			1	100%	1
SOUTHWOOD HEALTHCARE CENTER		1			1
CONCIERGE INTERNAL MEDICINE ASSOCIATES			1	100%	1
Michigan Masonic Home		1			1
Terrace Glen Village		1			1
Luling Living Center		1			1
CHATEAU TERREBONNE HEALTH CARE		1			1
USC VERDUGO HILLS HOSPITAL			1	100%	1
ALLIED PHYSICIANS GROUP		1			1
MDS PHARMA SERVICES		1			1
SANTA CLARA VALLEY MEDICAL CENTER			1	100%	1
INNOVATIVE CARE PARTNERS PLLC			1	100%	1
CYPRESS VILLAGE REHAB CENTER		1			1
CAMBRIDGE HEALTH ALLIANCE			1	100%	1
GIFFORD MEMORIAL HOSPITAL		1			1
BALLAD HEALTH MEDICAL ASSOCIATES URGENT CARE			1	100%	1
Kroger 481 - The Little Clinic Houston Levee		1			1
FRESENIUS KIDNEY CARE - BOCA RATON			1	100%	1
SPARTA HEALTH & REHAB		1			1
LADY LAKE FAMILY MEDICINE			1	100%	1
NHC Sequatchie		1			1
PASTEUR MEDICAL HIALEAH GARDEN LLC			1	100%	1
PARRISH MEDICAL GROUP			1	100%	1
KID CARE PEDIATRICS PA			1	100%	1
UC SAN DIEGO CENTER FOR ADVANCED LABORATORY MEDICINE			1	100%	1
APEX HOME HEALTHCARE			1	100%	1
TERRELL URGENT CARE			1	100%	1
CONCIERGE IV NUTRITION			1	100%	1
Medilodge of Mt. Pleasant		1			1
JACKSBORO URGENT CARE			1	100%	1
DISCOVERY GENOMICS		1			1
ANDERSON REGIONAL MEDICAL CENTER			1	100%	1

COVID-19: testing by laboratory

Data through May 12, 2021 verified as of May 13, 2021 at 09:25 AM

Data in this report are provisional and subject to change.

The numbers in the table below represent the number of Florida and non-Florida residents for whom test results were received by the Department of Health. A person can be tested by more than one laboratory and can have both positive and negative results. **Therefore, the sum of the numbers in each column will be larger than the total number of people tested.**

Reporting lab	Inconclusive	Negative	Positive	Percent positive	Total
NFRC CLINICAL LAB			1	100%	1
BROCK HUGHES MEDICAL CENTER			1	100%	1
INTEGRITY SPINE AND ORTHOPEDICS LLC			1	100%	1
GEAUGA REGIONAL HOSPITAL		1			1
ADVENTHEALTH MEDICAL GROUP FAMILY			1	100%	1
WVU MEDICINE - WESTON			1	100%	1
Kroger 395 - The Little Clinic Blanchester		1			1
GRAND LIVING			1	100%	1
YOUR HEALTH PEDIATRICS			1	100%	1
Ideal Senior Living Center		1			1
FAMILY MEDICAL CARE OF MOUNT DORA INC			1	100%	1
MEDTOWN PHARMACY			1	100%	1
PREMIER FAMILY AND SPORTS MEDICINE LLC			1	100%	1
DIXIE COUNTY JAIL			1	100%	1
BENEWAH COMMUNITY HOSPITAL		1			1
GOOD SHEPHERD HEALTH SYSTEM			1	100%	1
Piedmont Crossing		1			1
AMERICAN DRUG TESTING LAB LLC			1	100%	1
ADVANTA LABS, LLC		1			1
THE CLINIC ON SIXTH			1	100%	1
PowerBack Piscataway Center		1			1
LSU MEDICAL CENTER			1	100%	1
Kroger 923 - The Little Clinic Centerville		1			1
BLUFFTON HEALTH CENTER			1	100%	1
LP ELIZABETHTON		1			1
MIDWEST COVENANT HOME, INC		1			1
URGENT CARE OF KANSAS CITY			1	100%	1
SENTARA AMBULATORY CARE CLINIC			1	100%	1
Sharon Care Center			1	100%	1
THE READING HOSPITAL AND MEDICAL CENTER			1	100%	1
PEDIATRIC ASSOCIATES OF ORLANDO			1	100%	1
ASUNCION HOME HEALTH CARE CORP			1	100%	1
BAYLOR SCOTT AND WHITE MEDICAL CENTER -CENTENTENNIAL			1	100%	1
OCCUPATIONAL HEALTH CENTER		1			1
ELEMENTS PHARMACY			1	100%	1
SALTZER URGENT CARE			1	100%	1
ASCARATE DIALYSIS			1	100%	1
LIFECARE MEDICAL CENTER			1	100%	1
PROVIDENCE ST. PATRICK HOSPITAL			1	100%	1
SYCAMORE MEDICAL CENTER-KETTERING HEALTH NETWORK			1	100%	1
ORANGE PEDIATRICS PA			1	100%	1
KINGWOOD EMERGENCY CENTER			1	100%	1
SUMMERLIN MEDICAL CENTRE			1	100%	1
C V S / PHARMACY #4396		1			1
MARION GENERAL HOSPITAL			1	100%	1
UC TAMiami			1	100%	1

COVID-19: testing by laboratory

Data through May 12, 2021 verified as of May 13, 2021 at 09:25 AM

Data in this report are provisional and subject to change.

The numbers in the table below represent the number of Florida and non-Florida residents for whom test results were received by the Department of Health. A person can be tested by more than one laboratory and can have both positive and negative results. **Therefore, the sum of the numbers in each column will be larger than the total number of people tested.**

Reporting lab	Inconclusive	Negative	Positive	Percent positive	Total
Eddy Memorial Geriatric Center		1			1
ManorCare Health Services/ York South		1			1
MALUHIA		1			1
Life Care Center of Auburn		1			1
Kroger 97 - The Little Clinic Hutchinson		1			1
CVS M08564POCT INDEPENDENCE		1			1
HEALTH DIV OAK RIDGE NATL LABORATORY		1			1
SOLDIERS' HOME OF HOLYOKE		1			1
COMMUNITY URGENT CARE PC			1	100%	1
NORTH PALM BEACH DIALYSIS CENTER			1	100%	1
LABTEST LLC LABTEST DIAGNOSTICS			1	100%	1
SHADY GROVE ADVENTIST HOSPITAL			1	100%	1
CORPUS CHRISTI MEDICAL CENTER			1	100%	1
ELMCROFT OF TIMBERLIN PARC			1	100%	1
Kroger 49 - The Little Clinic Wichita - 21st St.			1	100%	1
Alden Lincoln Park			1	100%	1
ALIMETRIX INC		1			1
LAKELAND MEDICAL CENTER			1	100%	1
SOUTHEAST MISSOURI HOSPITAL		1			1
Kingston Care Center of Fort Wayne		1			1
EMBASSY LAKES ARTIFICIAL KIDNEY CENTER			1	100%	1
COUNTRYSIDE PEDIATRIC CARE PA			1	100%	1
EXPRESS WALK IN MEDICAL CENTER			1	100%	1
VELOCITY CARE URGENT CARE BY CARILION CLINIC			1	100%	1
GARDEN VIEW CARE CENTER		1			1
ALDEN PHARMACY		1			1
MIL LAKE HEALTHCARE CENTER INC PEDIATRICS			1	100%	1
SOUTHERN WINDS			1	100%	1
BOCA CIEGA CENTER			1	100%	1
HARRIS COUNTY PUBLIC HEALTH SERVICES			1	100%	1
REDSTONE REHABILITATION & NURSING CENT		1			1
BAYSTATE REFERENCE LABORATORY			1	100%	1
WALGREENS MARATHON			1	100%	1
WILLOWBROOKE COURT AT MATTHEWS GLEN		1			1
SUNRISE HOSPITAL & MEDICAL CENTER-POC TESTING LAB			1	100%	1
KETAMINE HEALTH CENTERS OF WEST PALM BEACH LLC		1			1
Ramsey Village		1			1
ANMED HEALTH MEDICAL CENTER			1	100%	1
FRESENIUS KIDNEY CARE OF CLERMONT WEST			1	100%	1
CHILDREN'S CLINIC			1	100%	1
PATHLAB SERVICES			1	100%	1
PRIORITY CARE LLC			1	100%	1
FHPG INTERNAL MEDICINE OF BRANDON			1	100%	1
LAKE VISTA DIALYSIS			1	100%	1
HEALTH PLUS SUNRISE MEDICAL OFFICE			1	100%	1
BELMONT VILLAGE AT JOHNS CREEK		1			1

COVID-19: testing by laboratory

Data through May 12, 2021 verified as of May 13, 2021 at 09:25 AM

Data in this report are provisional and subject to change.

The numbers in the table below represent the number of Florida and non-Florida residents for whom test results were received by the Department of Health. A person can be tested by more than one laboratory and can have both positive and negative results. **Therefore, the sum of the numbers in each column will be larger than the total number of people tested.**

Reporting lab	Inconclusive	Negative	Positive	Percent positive	Total
LOVELACE WOMEN'S HOSPITAL		1			1
Victory Health and Rehabilitation			1	100%	1
Kroger 368 - The Little Clinic Frankfort West		1			1
EMERGENCY CARE SERVICES LAB AT JFK MEDICAL CENTER			1	100%	1
SUMMIT URGENT CARE EAST POINT		1			1
Senior Rehab & Recovery Center at Limestone Health Facility		1			1
SEMA4			1	100%	1
UNIVERSITY OF MIAMI PRIMARY CARE SITE UMHC 3039			1	100%	1
MERCY GENERAL HOSPITAL			1	100%	1
CVS MI22230CV WAYNE COUNTY COMMUNITY COLLEGE			1	100%	1
REDMOND URGENT CARE			1	100%	1
MANHATTAN COLLEGE HEALTH SERVICES		1			1
PUBLIX PHARMACY #1488		1			1
CRYSTAL RIVER FIRE DEPARTMENT			1	100%	1
Sarah A. Todd Memorial Home		1			1
Lopatcong Center		1			1
Trucare Living Centers - Columbus		1			1
REHABILITATION CENTER OF ALBUQUERQUE		1			1
SEASONS HOSPICE AND PALLIATIVE CARE OF			1	100%	1
VIP FAMILY PRACTICE			1	100%	1
PANCARE HEALTH - NORTHSIDE ELEMENTARY			1	100%	1
UHS BINGHAMTON GENERAL			1	100%	1
ANSWERS RESOURCE FACILITY		1			1
USA Healthcare LTC, LLC - Folsom Center for Rehabilitation & Healthca		1			1
LIFESPAN HEALTH - SELMER		1			1
AHUJA MEDICAL CENTER			1	100%	1
TUNIS STREET GROUP HOME		1			1
Quince Nursing and Rehabilitation Center		1			1
Kroger 410 - The Little Clinic Trinity		1			1
FELD ENTERTAINMENT			1	100%	1
WELLSTAR KENNESAW MEDICAL CENTER		1			1
Pathways Nursing and Rehabilitation Center		1			1
PIEDMONT QUICKCARE		1			1
BEAUMONT HOSPITAL, GROSSE POINTE			1	100%	1
PM PEDIATRICS OF BAYSIDE PLLC - STATEN		1			1
ADVANCED URGENT CARE PLLC		1			1
Redwood Springs Healthcare			1	100%	1
SEPULVEDA OUTPATIENT AND NURSING HOME CARE			1	100%	1
ODYSSEY HEALTH CARE OF MARION COUNTY LLC		1			1
Encompass Health Rehab Hosp Alexandria		1			1
HCL LABORATORIES			1	100%	1
EMERGENCE MEDICINE			1	100%	1
APPLECARE BRUNSWICK			1	100%	1
CHESAPEAKE REGIONAL MEDICAL CENTER			1	100%	1
Kroger 968 - The Little Clinic Colerain Township		1			1
METROWEST MEDICAL CENTER - FRAMINGHAM			1	100%	1

COVID-19: testing by laboratory

Data through May 12, 2021 verified as of May 13, 2021 at 09:25 AM

Data in this report are provisional and subject to change.

The numbers in the table below represent the number of Florida and non-Florida residents for whom test results were received by the Department of Health. A person can be tested by more than one laboratory and can have both positive and negative results. **Therefore, the sum of the numbers in each column will be larger than the total number of people tested.**

Reporting lab	Inconclusive	Negative	Positive	Percent positive	Total
MOBILE MEDICAL CLINIC			1	100%	1
Moab Regional Hospital			1	100%	1
COVENANT HOSPITAL HOBBS D/B/A COVENANT		1			1
UNLIMITED MEDICAL SERVICES OF FL PL DBA		1			1
HENRICO DOCTOR'S LABORATORY			1	100%	1
SHARP CHULA VISTA MEDICAL CENTER			1	100%	1
CAROMONT HEALTH			1	100%	1
HAWAII DEPARTMENT OF HEALTH LAB			1	100%	1
Elderwood at Williamsville		1			1
MINUTECLINIC DIAGNOSTIC OF VIRGINIA, LLC #10088		1			1
WATERMAN VILLAGE HOME CARE			1	100%	1
NASONCARE LLC			1	100%	1
IVAN, MAYA			1	100%	1
LAKE COMMUNITY ACTION AGENCY		1			1
PATIENT FIRST - NEWTOWN ROAD			1	100%	1
CLUB HEALTH AND REHABILITATION CENTER, THE		1			1
FAMILY PHYSICIANS OF WINTER PARK, INC			1	100%	1
DOCTORS AFTER HOURS URGENT CARE CENTER			1	100%	1
SHANDSCAIR FLIGHT PROGRAM			1	100%	1
ST VINCENTS OUTPATIENT IMAGING		1			1
UNC HOSPITALS			1	100%	1
TOTAL HEALTH CARE CLINIC		1			1
ARNOLD PALMER HOSPITAL LAB POCT		1			1
NULL			1	100%	1
CARLTON SHORES HEALTH AND REHABILITATION CENTER			1	100%	1
SC-GA2018 SIMPSONVILLE REHABILITATION		1			1
CARENOW MIDTOWN			1	100%	1
MD TOX LABORATORY			1	100%	1
SALUDA NURSING CENTER		1			1
HALIFAX HEALTH PRIMARY CARE			1	100%	1
CONWAY - SHERWOOD URGENT CARE			1	100%	1
Dulles Health and Rehab Center		1			1
LEXINGTON HOSPITAL CORPORATION			1	100%	1
FLORIDA CLINICAL LABORATORY INC DBA			1	100%	1
CAREAGE PLASTIC SURGERY			1	100%	1
BOLLES SCHOOL, THE			1	100%	1
GOOD SHEPHERD HOSPICE INC			1	100%	1
TITUSVILLE REHABILITATION AND NURSING CENTER		1			1
FAMILY FIRST WELLNESS		1			1
CLAYTON NURSING AND REHABILITATION		1			1
HEALTH AND HOPE CLINIC INC			1	100%	1
CORRY MEMORIAL HOSPITAL			1	100%	1
MINUTE CLINIC DIAGNOSTIC PA			1	100%	1
CVS MA7140POCT WESTPORT		1			1
STORMONT VAIL HOSPITAL			1	100%	1
Kroger 767 - The Little Clinic Beaumont		1			1

COVID-19: testing by laboratory

Data through May 12, 2021 verified as of May 13, 2021 at 09:25 AM

Data in this report are provisional and subject to change.

The numbers in the table below represent the number of Florida and non-Florida residents for whom test results were received by the Department of Health. A person can be tested by more than one laboratory and can have both positive and negative results. **Therefore, the sum of the numbers in each column will be larger than the total number of people tested.**

Reporting lab	Inconclusive	Negative	Positive	Percent positive	Total
FASTMED - LAKEWAY			1	100%	1
CURA LABORATORY SERVICES			1	100%	1
TANGLEWOOD MANOR		1			1
MIAMI NORTH DIALYSIS			1	100%	1
Lakeview Care Center			1	100%	1
HEALTH CARE SERVICES LC			1	100%	1
MACKINAC STRAITS LONG TERM CARE UNIT		1			1
CFCH - FROSTPROOF			1	100%	1
NORTHSIDE PEDIATRICS & ADOLESCENT MEDI		1			1
CENTRAL TX MEDICAL CENTER - LAB			1	100%	1
Courtenay Springs Village			1	100%	1
Brynwood Health & Rehabilitation Center			1	100%	1
Manor Care Health Services- Wilmington			1	100%	1
5 STAR HOME HEALTH SERVICES INC		1			1
WINTER PARK MEMORIAL HOSPITAL LABORATORY		1			1
NORTHSIDE HOSPITAL GWINNETT		1			1
FLAGLER CARE CENTER			1	100%	1
CYPRESS CREEK OUTPATIENT SURGICAL CTR, LLC			1	100%	1
LRGHEALTHCARE		1			1
BOND & STEELE CLINIC PA D/B/A		1			1
Bridgeway Care and Rehabilitation Center		1			1
Towne Manor East		1			1
THE MEDICAL CENTER AT BOWLING GREEN			1	100%	1
Senatobia Healthcare & Rehab		1			1
White River Health Care Center		1			1
MEDCOR INC			1	100%	1
EUGENE T FINAN, MD			1	100%	1
CLEVELAND CLINIC FLORIDA LAB			1	100%	1
CELEBRATION HOSPITAL			1	100%	1
FAMILY MEDICINE AT KISSIMMEE		1			1
SUMMER PLACE NURSING & REHABILITATION		1			1
ACCULAB			1	100%	1
CVS / PHARMACY #10794			1	100%	1
CHILDRENS SPECIALIST PEDIATRIC PULMMOLOGY &			1	100%	1
SOUTHWESTERN VERMONT MEDICAL CENTER			1	100%	1
MAYO CLINIC OUTPATIENT DIALYSIS CENTER			1	100%	1
MCLEOD MEMORIAL HOSPITAL CLARENDON			1	100%	1
PENSACOLA PATHOLOGY		1			1
RED HOOK FAMILY PRACTICE		1			1
ADVENTHEALTH MEDICAL GROUP INTERNAL MEDICINE AT MILLS			1	100%	1
MCR HEALTH VENICE PEDIATRICS			1	100%	1
Willowbrooke Court at Normandy Farms Estates		1			1
CRESTVIEW MED CLIN LAB			1	100%	1
BEST CHOICE WELLNESS & LABORATORY LLC			1	100%	1
TARRYTOWN PHARMACY			1	100%	1
DONALSONVILLE HOSPITAL			1	100%	1

COVID-19: testing by laboratory

Data through May 12, 2021 verified as of May 13, 2021 at 09:25 AM

Data in this report are provisional and subject to change.

The numbers in the table below represent the number of Florida and non-Florida residents for whom test results were received by the Department of Health. A person can be tested by more than one laboratory and can have both positive and negative results. **Therefore, the sum of the numbers in each column will be larger than the total number of people tested.**

Reporting lab	Inconclusive	Negative	Positive	Percent positive	Total
WALK IN FAMILY MEDICINE CENTER			1	100%	1
PHYSICIANS OF CENTRAL FLORIDA			1	100%	1
Citadel		1			1
BASCOM PALMER-MICRO LAB			1	100%	1
Metairie Healthcare Center			1	100%	1
ST. PETERSBURG PEDIATRICS-SEMINOLE			1	100%	1
ST PETERSBURG GENERAL HOSPITAL LABORATORY			1	100%	1
PALACE CARE AND REHAB		1			1
CAPE CORAL HOSPITAL NURSING			1	100%	1
Central Park Healthcare & Rehabilitation Center		1			1
ALPHA 1 ANTITRYPSIN RESEARCH PROGRAM			1	100%	1
SONNI'S PEDIATRICS			1	100%	1
MOREHOUSE COLLEGE STUDENT HEALTH CENTE		1			1
Brookdale Richmond Place		1			1
Kroger 524 - The Little Clinic Iron Bridge Road		1			1
OPCO LLC LEGACY NURSING AND REHABILITA		1			1
SUMMIT LABORATORY			1	100%	1
Smg/North Jersey Hematology & Oncology		1			1
Kroger 379 - The Little Clinic Stony Brook		1			1
STEVEN J VALENTINO, DO PC		1			1
FAIRLAWN REHABILITATION HOSPITAL		1			1
UFHEALTH			1	100%	1
BAPTIST HEALTH FLOYD			1	100%	1
EDEN HEALTH NOMAD LAB		1			1
IMMY LABS			1	100%	1
Kroger 086 - The Little Clinic Broomfield-Sheridan		1			1
LAKE MARY OPTUM FLORIDA			1	100%	1
BROOKDALE FORT WALTON BEACH			1	100%	1
MAYO MEDICAL LABORATORIES			1	100%	1
PRIMEX CLINICAL LABORATORIES INC			1	100%	1
HHCS PHARMACY INC			1	100%	1
LOWER KEYS COMMUNITY HEALTH CENTER			1	100%	1
ORMOND BEACH DIALYSIS			1	100%	1
NAVARRO MEDICAL CENTERS LLC			1	100%	1
NORTHCREST PHYSICIAN SERVICES INC		1			1
CLIFTON SPRINGS		1			1
PALM BEACH COUNTY HEALTH DEPT.			1	100%	1
QUINCY DIALYSIS			1	100%	1
ENT & ALLERGY ASSOCIATES, LLP - SLEEPY HOLLOW (ABBOTT)		1			1
Kroger 518 - The Little Clinic Hermitage		1			1
PATHOLOGY ASSOCIATES			1	100%	1
WALGREENS #04786		1			1
KENNEDY BOULEVARD DIALYSIS			1	100%	1
NORTH FLORIDA REGIONAL MEDICAL CENTER EMERGENCY			1	100%	1
PRIMARY CARE GROUP LLC		1			1
North Campus Annex			1	100%	1

COVID-19: testing by laboratory

Data through May 12, 2021 verified as of May 13, 2021 at 09:25 AM

Data in this report are provisional and subject to change.

The numbers in the table below represent the number of Florida and non-Florida residents for whom test results were received by the Department of Health. A person can be tested by more than one laboratory and can have both positive and negative results. **Therefore, the sum of the numbers in each column will be larger than the total number of people tested.**

Reporting lab	Inconclusive	Negative	Positive	Percent positive	Total
FAMILY INTERNAL MEDICINE OF CLERMONT			1	100%	1
OAK HAVEN REHAB AND NURSING CENTER			1	100%	1
SANTA MONICA CA-UCLA MC			1	100%	1
PAMC MICRO LAB			1	100%	1
FLAGLER MEDICAL ASSOCIATES PA			1	100%	1
WINDSOR MANOR			1	100%	1
CVS NE8626POCT LINCOLN		1			1
CAREFIRST URGENT CARE - BEECHMONT			1	100%	1
ARISTACARE AT MANCHESTER		1			1
TRUECARE24			1	100%	1
Kroger 670 - The Little Clinic Dawson Forest Rd & Hwy 19		1			1
INTERMOUNTAIN HEALTHCARE LABORATORY SERVICES			1	100%	1
Garden View Care Center at Dougherty Ferry		1			1
MARTINSVILLE HEALTH AND REHAB			1	100%	1
KODIAK AREA NATIVE ASSOCIATION-KANA			1	100%	1
Christian Park Village		1			1
ISLANDS ASSISTED LIVING FACILITY,THE			1	100%	1
JASON RHEE, MD		1			1
DOMINION DIAGNOSTICS			1	100%	1
ARKANSAS PUBLIC HEALTH LABORATORY		1			1
SPEARE MEMORIAL HOSPITAL			1	100%	1
NORTH PALM CHIDRENS PHYSICIANS			1	100%	1
RIVERVIEW HOSPITAL D/B/A UNIVERSITY		1			1
PHI LIFE SCIENCES			1	100%	1
Princeton Place			1	100%	1
NORTH SHORE HEMATOLOGY-ONCOLOGY ASSOCIATES PC		1			1
NEPHRON PHARMACEUTICALS CORPORATION			1	100%	1
DODGE COUNTY HOSPITAL LABORATORY		1			1
LAKESIDE MEDICAL CENTER		1			1
LAKEWOOD RANCH MEDICAL GROUP LLC			1	100%	1
Scepter Rehab and Health care		1			1
WALGREENS_CHICAGO		1			1
BRUNSWICK HEALTH AND REHABILITATION CE		1			1
Meadow Lakes		1			1
Springdale Village		1			1
Kroger 347 - The Little Clinic Tates Creek		1			1
Aristacare at Cedar Oaks		1			1
Kroger 350 - The Little Clinic New Cut Road		1			1
Kroger - KRO62000426			1	100%	1
FLORIDA ORTHOPAEDIC INSTITUTE SURGERY		1			1
CRUSADER COMMUNITY HEALTH			1	100%	1
LEGACY AT HIGHWOODS PRESERVE		1			1
DYNACARE NORTHWEST INC			1	100%	1
LRHS Pablo Urgent Care		1			1
NEW ERA COMMUNITY HEALTH CENTER LLC		1			1
CDR MAGUIRE – STUART MISSION			1	100%	1

COVID-19: testing by laboratory

Data through May 12, 2021 verified as of May 13, 2021 at 09:25 AM

Data in this report are provisional and subject to change.

The numbers in the table below represent the number of Florida and non-Florida residents for whom test results were received by the Department of Health. A person can be tested by more than one laboratory and can have both positive and negative results. **Therefore, the sum of the numbers in each column will be larger than the total number of people tested.**

Reporting lab	Inconclusive	Negative	Positive	Percent positive	Total
SCRIPPS MERCY HOSPITAL			1	100%	1
BHS PHYSICIAN NETWORK			1	100%	1
Medford Multicare		1			1
NEMOURS CHILDREN'S PRIMARY CARE, ST CLOUD			1	100%	1
CAREWELL URGENT CARE FITCHBURG			1	100%	1
USF PHYSICIANS GROUP			1	100%	1
HUGH CHATHAM FAMILY MEDICINE INDEPENDENCE		1			1
ST ROSE DOMINICAN HOSPITAL LAB-ROSE DE LIMA CAMPUS			1	100%	1
WYOMING OPCO, LLC DBA MEDILODGE OF WYO		1			1
WELLSTAR STUDENT SERVICES-MARIETTA CLI		1			1
OCALA REGIONAL DIALYSIS- NORTH			1	100%	1
BRANDON OUTREACH CLINIC			1	100%	1
QUALITY CLINICAL LAB LLC			1	100%	1
VIVEX/UMTB BIOMEDICAL			1	100%	1
HEALTHCARE ASSOCIATES OF IRVING, LLP			1	100%	1
ARGENTINE CARE CENTER		1			1
UW MEDICINE MS CENTER			1	100%	1
SAINT BARNABAS MEDICAL CENTER		1			1
UNIVERSITY OF WASHINGTON DEPT OF LAB MEDICINE			1	100%	1
QUEST INC			1	100%	1
Kroger 682 - The Little Clinic New Holland Market			1	100%	1
FAIRLAWN OPCO LLC DBA ARBORS AT FAIRLAWN		1			1
APOLLO ADVANCED HOME HEALTH CORP			1	100%	1
PALM BEACH DIABETES AND ENDOCRINE SPECIALISTS, PA			1	100%	1
BUFFALO VAMC			1	100%	1
HOSPICE OF MARION COUNTY INC			1	100%	1
VELOCITY URGENT CARE - REDMILL			1	100%	1
ACCURATE HEALTH SERVICES CORP			1	100%	1
WINTER HAVEN DIALYSIS		1			1
BAYOU URGENT CARE			1	100%	1
ARBOR DIAGNOSTICS, INC		1			1
THE LITTLE CLINIC LLC			1	100%	1
LABORATORIO BUENA SALUD			1	100%	1
PEDRO L ORTEGA MD PA			1	100%	1
OPTUM MEDICAL CLINIC IN ROCKRIMMON			1	100%	1
Walgreens #5914		1			1
HARDEE COUNTY FIRE RESCUE		1			1
SUREPOINT URGENT CARE PADRE ISLAND			1	100%	1
SHAH			1	100%	1
Chatsworth Health Care		1			1
CARENOW URGENT CARE - ANTIOCH		1			1
WALGREENS PHOENIX		1			1
LEHIGH PULMONARY ASSOCIATES			1	100%	1
FAMILY MEDICAL CENTER		1			1
NATIONS TOBIN RECREATION CENTER			1	100%	1
Imperial Healthcare Centre			1	100%	1

COVID-19: testing by laboratory

Data through May 12, 2021 verified as of May 13, 2021 at 09:25 AM

Data in this report are provisional and subject to change.

The numbers in the table below represent the number of Florida and non-Florida residents for whom test results were received by the Department of Health. A person can be tested by more than one laboratory and can have both positive and negative results. **Therefore, the sum of the numbers in each column will be larger than the total number of people tested.**

Reporting lab	Inconclusive	Negative	Positive	Percent positive	Total
CHILDREN'S MEMORIAL HOSPITAL			1	100%	1
AUSTIN URGENT CARE			1	100%	1
GEORGE WASHINGTON UNIVERSITY HOSPITAL			1	100%	1
MERCYONE DES MOINES MEDICAL CENTER			1	100%	1
SSC NASHVILLE OPERATING CO LLC D/B/A		1			1
Wrightsville Manor Health and Rehab		1			1
PENSACOLA PRIMARY CARE INC		1			1
ANDREWS INSTITUTE AMBULATORY SURGERY CENTER		1			1
HOSPITAL SISTERS HEALTH SYSTEM (HSHS)			1	100%	1
PARKVIEW REGIONAL MEDICAL CENTER			1	100%	1
CVS IL2297652CV CHICAGO		1			1
Maple Lane Nursing Home		1			1
INTERNAL MEDICINE ASSOCIATES		1			1
PARK AVENUE MEDICAL PROFESSIONALS		1			1
APPLECARE URGENT CARE JESUP			1	100%	1
ORDRS, INC.			1	100%	1
KNOX COMMUNITY HOSPITAL			1	100%	1
THE MEDICAL CENTER AT SCOTTSVILLE			1	100%	1
Eagle Point Health Care Center		1			1
MARINA DEL REY HOSPITAL LAB			1	100%	1
MAGGY PHARMACY INC		1			1
THE NEW JEWISH HOME		1			1
KIDS HEALTH ALLIANCE PA			1	100%	1
Bay View Nursing and Rehabilitation Center			1	100%	1
ST CATHERINE HOSPITAL LABORATORY			1	100%	1
OKLAHOMA BLOOD INSTITUTE			1	100%	1
MEDEXPRESS URGENT CARE - WAYNESBURG		1			1
CENTRAL FLORIDA MEDICAL CARE			1	100%	1
CORNERSTONE OF RECOVERY INC		1			1
Lenbrook		1			1
SPACE COAST COMMUNITY PHARMACY			1	100%	1
GARDENS PEDIATRICS LAB			1	100%	1
ACCESS FAMILY CARE LLC			1	100%	1
MEDICAL CITY NORTH HILLS			1	100%	1
WEST PALM BEACH PHARMACEUTICALS LLC			1	100%	1
WESTCHESTER MEDICAL CENTER ADVANCED		1			1
THEDACARE FAMILY MEDICINE GATEWAY			1	100%	1
Kroger 359 - The Little Clinic Bellevue		1			1
SHARP GROSSMONT HOSPITAL LABORATORY			1	100%	1
CARESTAT HOSPICE SERVICES			1	100%	1
PRISMA HEALTH TUOMEY LABORATORY			1	100%	1
SOLARIS HEALTHCARE PLANT CITY		1			1
EXCEL URGENT CARE OF NJ			1	100%	1
HERITAGE HEALTHCARE CENTER AT TALLAHASSEE			1	100%	1
HERNANDO COUNTY HEALTH DEPT			1	100%	1
SONORAN DESERT PATHOLOGY			1	100%	1

COVID-19: testing by laboratory

Data through May 12, 2021 verified as of May 13, 2021 at 09:25 AM

Data in this report are provisional and subject to change.

The numbers in the table below represent the number of Florida and non-Florida residents for whom test results were received by the Department of Health. A person can be tested by more than one laboratory and can have both positive and negative results. **Therefore, the sum of the numbers in each column will be larger than the total number of people tested.**

Reporting lab	Inconclusive	Negative	Positive	Percent positive	Total
RIVERSIDE PEDIATRIC GROUP, INC		1			1
BATESVILLE - SHERWOOD URGENT CARE			1	100%	1
SAINT JOSEPH'S HOSPITAL AND MEDICAL CENTER		1			1
OHIO CVS STORES, LLC DBA CVS/PHARMACY		1			1
CVS TN6394POCT BRENTWOOD		1			1
Saint Joseph Living Center		1			1
Seal Rock Healthcare		1			1
Schenectady Center for Rehabilitation & Nursing		1			1
INLET CONCIERGE MEDICINE			1	100%	1
ADVENTHEALTH IMAGING WINTERGARDEN		1			1
HEALTHCARECLINICS			1	100%	1
MIAMI VASCULAR SURGERY			1	100%	1
COMMUNITY HOSPITALS INDIANAPOLIS			1	100%	1
AMD			1	100%	1
ST FRANCIS COLLEGE WELLNESS CENTER		1			1
REGENTS PARK OF JACKSONVILLE			1	100%	1
FINLAY MEDICAL RESEARCH CORP			1	100%	1
DR BAWA AND ASSOCIATES			1	100%	1
Kroger 838 - The Little Clinic Fairborn		1			1
CareATC - Columbia College #58		1			1
Indian Oaks Living Center		1			1
ODESSA MEMORIAL HOSPITAL			1	100%	1
SYNERGENE LABORATORY			1	100%	1
VCU HEALTH SYSTEM AUTHORITY - MCV HOSPITALS			1	100%	1
EAST TENNESSEE STATE UNIVERSITY		1			1
MEDEXPRESS URGENT CARE - UNIONTOWN		1			1
MOUNT SINAI COMPREHENSIVE CANCER CENTER			1	100%	1
Signature Healthcare of Fort Wayne		1			1
OPTUM OF HIALEAH		1			1
St Mary's d'Youville Pavilion		1			1
NHC PLACE AT COOL SPRINGS		1			1
RAMBAM URGENT CARE			1	100%	1
RUBY MEMORIAL HOSP. LAB			1	100%	1
ST JOHN'S HOME CARE			1	100%	1
Walgreens #10851		1			1
NORTHEAST BAPTIST HOSPITAL			1	100%	1
SUPERKIDS PEDIATRICS			1	100%	1
ADVANCED CARDIOVASCULAR DIAGNOSTICS OF FL			1	100%	1
NF Escambia, LLC DBA Olive BranchHealth and Rehabilitaion Center			1	100%	1
NHC HealthCare St. Charles		1			1
FRANKLIN CBOC			1	100%	1
MEDOR/ACC SYNCHRONY			1	100%	1
VA Tennessee Valley HCS-Nashville Campus			1	100%	1
Mercy Manor Transition Center			1	100%	1
ACCESS TOTAL CARE - PORTLAND			1	100%	1
FLORIDA HOSPITAL ORMOND BEACH			1	100%	1

COVID-19: testing by laboratory

Data through May 12, 2021 verified as of May 13, 2021 at 09:25 AM

Data in this report are provisional and subject to change.

The numbers in the table below represent the number of Florida and non-Florida residents for whom test results were received by the Department of Health. A person can be tested by more than one laboratory and can have both positive and negative results. **Therefore, the sum of the numbers in each column will be larger than the total number of people tested.**

Reporting lab	Inconclusive	Negative	Positive	Percent positive	Total
ROBERT TAYLOR COMMUNITY COMPLEX			1	100%	1
EVERGREEN NURSING HOME		1			1
NLAC SUMMERBIO			1	100%	1
Florence Home		1			1
Vi at Aventura		1			1
XSTREMEMD			1	100%	1
KINGMAN REGIONAL MEDICAL CENTER			1	100%	1
Kroger 447 - The Little Clinic Lebanon		1			1
Kroger 825 - The Little Clinic Dorothy Lane		1			1
Elmbrook Home		1			1
MISSOURI DEPARTMENT OF HEALTH AND SENIOR SERVICES - STATE PH LAB		1			1
Kroger 57 - The Little Clinic Jay C Charlestown		1			1
MERITUS MEDICAL CENTER			1	100%	1
INTERNAL MEDICINE EMILIA MURRAY MD PA		1			1
UNITYPOINT HEALTH TRINITY			1	100%	1
GUIDEWELL SANITAS			1	100%	1
RESIDENCES AT MIAMI / REIGN GARDENS LLC, THE			1	100%	1
THE CHILDREN'S HOSPITAL OF PHILADELPHIA		1			1
CHC SOUTHWEST FLORIDA LAB-LIVE			1	100%	1
ROAN MOUNTAIN MEDICAL CENTER			1	100%	1
Linley Park Rehabilitation & Healthcare Center		1			1
Elderwood at Lockport		1			1
COLUMBIA CREST CARE & RAHAB		1			1
CLEVELAND CLINIC AKRON GENERAL			1	100%	1
WELLMED AT LINEBAUGH AVE			1	100%	1
BETHESDA HEALTH PHYSICIANS GROUP		1			1
BAY AREA HOSPITAL LAB & HST		1			1
LUMICO LIFE INSURANCE COMPANY		1			1
WALGREENS #10854		1			1
LADY OF THE SEA HOSPITAL LAB			1	100%	1
RIDGE OPTUM FLORIDA			1	100%	1
KAISER PERMANENTE FACTORIA LAB			1	100%	1
Good Samaritan Society - Mountian Lake		1			1
LAKE MARY DIALYSIS			1	100%	1
LEHIGH REGIONAL WOUND CENTER			1	100%	1
Encompass Health Rehab Hosp Harmarville		1			1
OHIOHEALTH URGENT CARE			1	100%	1
Kroger 532 - The Little Clinic Murfreesboro		1			1
SOUTHEASTERN INTEGRATED MEDICAL PL			1	100%	1
SUMMIT URGENT CARE - FAYETTEVILLE		1			1
LEE MEMORIAL HOSPITAL OUTPATIENT SURGERY CENTER			1	100%	1
PEDIATRIC URGENT CARE CENTR OF FORT WORTH-LA GRAN			1	100%	1
Excel Care Center			1	100%	1
LAURELS OF ATHENS, THE		1			1
CAROLINAS MEDICAL CENTER			1	100%	1
Kroger 531 - The Little Clinic Waterville		1			1

COVID-19: testing by laboratory

Data through May 12, 2021 verified as of May 13, 2021 at 09:25 AM

Data in this report are provisional and subject to change.

The numbers in the table below represent the number of Florida and non-Florida residents for whom test results were received by the Department of Health. A person can be tested by more than one laboratory and can have both positive and negative results. **Therefore, the sum of the numbers in each column will be larger than the total number of people tested.**

Reporting lab	Inconclusive	Negative	Positive	Percent positive	Total
HOLYCROSS URGENT CARE AND IMAGING CENTER		1			1
CVS SC7012POCT BALLENTINE			1	100%	1
LABWORKS LLC			1	100%	1
CARESOUTH HHA HOLDINGS OF VIRGINIA, LLC			1	100%	1
KID FIXERS		1			1
EXAC CARE CROSSVILLE		1			1
NEW YORK PRESBYTERIAN HOSPITAL			1	100%	1
NAVAL BRANCH HEALTH CLINIC			1	100%	1
BAPTIST HEALTH ASI			1	100%	1
ABE'S GARDEN/PARK MANOR APARTMENTS		1			1
ESOTERIC LAB			1	100%	1
Lutheran Community at Telford		1			1
HARBOR OAKS GOLDEN YEARS			1	100%	1
LCMC LAB SUBSECTION		1			1
VETERANS AFFAIRS MEDICAL CENTER - EAST ORANGE			1	100%	1
GABRIELA GOLDSTEIN MD PA			1	100%	1
SANFORD LABORATORY BISMARCK			1	100%	1
DR DAN C TRIGG MEMORIAL HOSPITAL		1			1
HEALTH ALLIANCE			1	100%	1
PARKVIEW OUTREACH COMMUNITY CENTER			1	100%	1
CATHEDRAL GERONTOLOGY CENTER DBA CATHEDRAL CARES			1	100%	1
FAMILY MEDICINE AT CELEBRATION		1			1
URGENT CARE OF FORT LAUDERDALE INC			1	100%	1
MONROE COUNTY PUBLIC HEALTH DEPARTMENT			1	100%	1
PIONEER CLINICAL RESEARCH LLC			1	100%	1
PM PEDIATRICS OF BAYSIDE, PLLC		1			1
DAUGHTERS OF SARAH NURSING CENTER		1			1
BARRINGTON TERRACE NAPLES			1	100%	1
ALLIANCE MD DIRECT PRIMARY CARE			1	100%	1
LAKEVIEW REGIONAL HOSPITAL			1	100%	1
MEDICAL SPECIALISTS OF THE PALM BEACHES INC			1	100%	1
CROSS CREEK HEALTH CARE		1			1
ACUPATH LABORATORIES INC			1	100%	1
ADVANCED DIALYSIS CENTER OF FORT LAUDERDALE			1	100%	1
BOCA MEDICAL CARE			1	100%	1
CLINICAL TRIALS OF TAMPA LLC		1			1
RIVERVIEW HOSPITAL	1				1
ELAN MANATEE			1	100%	1
STATE OF ALASKA			1	100%	1
Towne Manor West		1			1
Village Crest Center for Health & Rehabilitation		1			1
SOMA MEDICAL CENTER PA #2 OAKLAND			1	100%	1
Creekside Center for Rehabilitation and Healing		1			1
CVS KS8573POCT OVERLAND PARK		1			1
CARESPOT - MIAMI GARDENS			1	100%	1
HAVASU REGIONAL MEDICAL CENTER			1	100%	1

COVID-19: testing by laboratory

Data through May 12, 2021 verified as of May 13, 2021 at 09:25 AM

Data in this report are provisional and subject to change.

The numbers in the table below represent the number of Florida and non-Florida residents for whom test results were received by the Department of Health. A person can be tested by more than one laboratory and can have both positive and negative results. **Therefore, the sum of the numbers in each column will be larger than the total number of people tested.**

Reporting lab	Inconclusive	Negative	Positive	Percent positive	Total
MEDEXPRESS URGENT CARE - PATRICK STREE			1	100%	1
Kroger 419 - The Little Clinic Farmington/Exeter		1			1
EDWARD HOSPITAL			1	100%	1
CHILDREN'S AT SATELLITE BOULEVARD URGE		1			1
MEDICAL CENTER			1	100%	1
MEDEXPRESS URGENT CARE - HAMILTON SQUA		1			1
RESTORE MEDICAL PARTNERS PLLC			1	100%	1
CARESPOT - LEE VISTA			1	100%	1
LAURELS OF NORWORTH		1			1
VALLEY VISTA CARE CENTER		1			1
MOBILE INFIRMARY MEDICAL CENTER			1	100%	1
LEGACY SPECIALTY PHARMACY CORP			1	100%	1
WATERVIEW HILLS REHABILITATION AND NUR		1			1
PINNACLE PAIN CENTER PS DBA LYNX HEALTHCARE		1			1
PM PEDIATRICS OF VIRGINIA			1	100%	1
FRESENIUS KIDNEY CARE OCALA			1	100%	1
Crowne Health Care of Thomasville		1			1
INTEGRATED GENETICS SEQUENOM		1			1
COLLIER BLVD HMA PHYSICIANS MANAGEMENT LLC			1	100%	1
MISSION HOSPITAL			1	100%	1
WALGREENS #4086		1			1
COLOMBO'S PHARMACY		1			1
STATE OF CALIFORNIA DOH SERVICES			1	100%	1
Kittanning Care Center		1			1
CLERMONT PEDIATRICS, PA			1	100%	1
SJMC PHYSICIAN SERVICES			1	100%	1
Strasburg Care Center		1			1
TAMPA HEALTH CARE PROVIDERS PA		1			1
Seacrest Village		1			1
Hillside Rehab and Care Center			1	100%	1
CARENOW LAKE WORTH			1	100%	1
INTERNAL MEDICINE OF SOUTHWEST FLORIDA			1	100%	1
MEADOWS PARK HEALTH AND REHABILITATION		1			1
Monument Health Custer Care Center		1			1
GENERATIONS CENTER OF SPENCER		1			1
WILLOW DALE WELLNESS VILLAGE APARTMENT		1			1
UUHC - REDSTONE HEALTH CENTER LABORATORY			1	100%	1
BAYLOR SCOTT & WHITE MEDICAL SURGICAL CLINIC			1	100%	1
FAIRVIEW SOUTHDAL			1	100%	1
HAMILTON CI MAIN UNIT ANNEX/ WORK CAMP			1	100%	1
AFC URGENT CARE SWAMPSCOTT			1	100%	1
AMERITECH COLLEGE OF HEALTHCARE			1	100%	1
UT HEALTH RIO GRANDE VALLEY PRIMARY CARE AT			1	100%	1
FAMILY MEDICAL CENTRE			1	100%	1
MISSOURI DEPT. OF HEALTH			1	100%	1
CONCENTRA - LEESBURG		1			1

COVID-19: testing by laboratory

Data through May 12, 2021 verified as of May 13, 2021 at 09:25 AM

Data in this report are provisional and subject to change.

The numbers in the table below represent the number of Florida and non-Florida residents for whom test results were received by the Department of Health. A person can be tested by more than one laboratory and can have both positive and negative results. **Therefore, the sum of the numbers in each column will be larger than the total number of people tested.**

Reporting lab	Inconclusive	Negative	Positive	Percent positive	Total
Hearthstone Nursing and Rehabilitation Center		1			1
PROVIDENCE ST PETER HOSPITAL		1			1
KATHY L ANDERSON DO PA			1	100%	1
ABINGTON MEMORIAL HOSPITAL			1	100%	1
WELLMED AT LONGWOOD			1	100%	1
NATION'S BEST CARE HOME HEALTH			1	100%	1
Elderwood at Lancaster		1			1
Kroger 909 - The Little Clinic Hamilton			1	100%	1
PATHOLOGYT & LAB MEDICINE SERVICES			1	100%	1
CVS NV9586POCT RENO		1			1
MASSACHUSETTS DEPARTMENT OF PUBLIC HEALTH			1	100%	1
DAYTONA BEACH DIALYSIS			1	100%	1
UF HEALTH FAMILY MEDICINE-GOODBYS CREEK			1	100%	1
STONESPRINGS HOSPITAL CENTER			1	100%	1
NORTH MIAMI BEACH SURGICAL CENTER			1	100%	1
AURORA HEALTH CARE METRO INC			1	100%	1
WALGREEN#12147		1			1
M.D. ANDERSON CANCER CENTER			1	100%	1
Crowne Place Assisted Living		1			1
NEW SMYRNA BEACH AMBULATORY CARE CTR			1	100%	1
OAKVIEW INC		1			1
Kroger 541 - The Little Clinic Long Hollow Pike		1			1
SUSAN F. WILLIAMS M.D., P.A.			1	100%	1
Kroger - KRO70600172		1			1
BLOOMINGDALE MEDICAL ASSOC			1	100%	1
BROOKSVILLE REGIONAL HOSP PATIENT CARE SERVICES			1	100%	1
ICARE		1			1
Brattleboro Crossings LLC dba Pine Heights at Brattleboro		1			1
CONNECTICUT CVS PAHRMACY, LLC		1			1
DOCTORS CARE - GREER		1			1
Jewish Senior Services		1			1
ELDERWOOD AT WAVERLY		1			1
Walgreens #12271		1			1
EVERLYWELL DIAGNOSTICS			1	100%	1
Walgreens #9620		1			1
MED FIRST IMMEDIATE CARE AND FAMILY PRACTICE			1	100%	1
SOUTHERN NEVADA HEALH DISTRICT LABORATORY SYSTEM			1	100%	1
MORGAN STANELY HEALTH CENTER		1			1
CONVENIENT URGENT CARE			1	100%	1
GOLDING-GRANADO MEDICAL ASSOCIATES		1			1
HEALTH FIRST HOME CARE		1			1
COLER REHABILITATION AND NURSING CARE		1			1
FLORHAM PARK ENDOSCOPY CENTER		1			1
BROWNSVILLE ADULT AND PEDIATRIC CLINIC			1	100%	1
Canandaigua VAMC		1			1
SWIFTCARE URGENT CARE, PLLC			1	100%	1

COVID-19: testing by laboratory

Data through May 12, 2021 verified as of May 13, 2021 at 09:25 AM

Data in this report are provisional and subject to change.

The numbers in the table below represent the number of Florida and non-Florida residents for whom test results were received by the Department of Health. A person can be tested by more than one laboratory and can have both positive and negative results. **Therefore, the sum of the numbers in each column will be larger than the total number of people tested.**

Reporting lab	Inconclusive	Negative	Positive	Percent positive	Total
LINK PHARMACY LLC		1			1
ORCHARD PARK HEALTH CARE AND REHABILITATION CENTER		1			1
EILEEN TURBESSI MD PA		1			1
SAN ANTONIO DERMATOLOGY AND MEDICAL SPA			1	100%	1
LITTLE COMPANY OF MARY HOSPITAL			1	100%	1
Victoria Manor		1			1
BETHESDA ON TURKEY CREEK			1	100%	1
PRACTITIONERS IN MOTION			1	100%	1
Kroger 682 - The Little Clinic Combs and Gantzel		1			1
WY RETIREMENT CENTER		1			1
BRIAN C GRINER MD LLC			1	100%	1
FLAGLER COUNTY BOARD OF COUNTY COMMISSIONERS			1	100%	1
Erwin Health Care Center		1			1
PHYSICIANS IMMEDIATE CARE			1	100%	1
MERCY HOME		1			1
REVIVE			1	100%	1
RIVERSIDE REGIONAL MED CENTER			1	100%	1
ELKHART GENERAL HOSPITAL			1	100%	1
MEMORIALCARE LONG BEACH MEDICAL CENTER			1	100%	1
THOMAS HOSPITAL			1	100%	1
ORMOND MEDICAL ARTS FAMILY PRACTICE PL			1	100%	1
UNIVERSITY OF NORTH CAROLINA HOSPITALS			1	100%	1
HIBISCUS COURT			1	100%	1
OASIS FAMILY RESORT IN THE SPRINGS LLC		1			1
West Bay of Tampa Center			1	100%	1
HOSPITALS OF PROVIDENCE TRANSMOUNTAIN CAMPUS, THE			1	100%	1
CHI ST. LUKE'S HEALTH BCM MEDICAL CENTER			1	100%	1
CHILTON URGENT CARE			1	100%	1
Encompass Health Rehab Hosp Salisbury		1			1
PLANT CITY FIRE RESCUE		1			1
BISHOP KEARNEY		1			1
BUREAU COUNTY HEALTH DEPT			1	100%	1
CROWNPOINT HEALTHCARE FACILITY		1			1
HEBER VALLEY HOSPITAL			1	100%	1
VERMONT DEPT OF HEALTH LABORATORY			1	100%	1
Mission Arch Center		1			1
TRAVIS LEE THOMPSON MD			1	100%	1
NICKLAUS CHILDREN'S DORAL OUTPATIENT CENTER			1	100%	1
PARK AVENUE DERMATOLOGY NORTH			1	100%	1
DAYTON CHILDRENS HOSPITAL LAB			1	100%	1
PARTNERS IN PRIMARY CARE		1			1
C V S / PHARMACY #833		1			1
WAYCROSS INTRTNAL MEDICINE			1	100%	1
ADVENTHEALTH MEDICAL GROUP PEDIATRICS DIABETES &			1	100%	1
Vibralfel of El Paso Rehabilitation Center			1	100%	1
HOWELL BRANCH COURT			1	100%	1

COVID-19: testing by laboratory

Data through May 12, 2021 verified as of May 13, 2021 at 09:25 AM

Data in this report are provisional and subject to change.

The numbers in the table below represent the number of Florida and non-Florida residents for whom test results were received by the Department of Health. A person can be tested by more than one laboratory and can have both positive and negative results. **Therefore, the sum of the numbers in each column will be larger than the total number of people tested.**

Reporting lab	Inconclusive	Negative	Positive	Percent positive	Total
BROOKDALE AVONDALE (BU 04360)			1	100%	1
SAINT AGNES MEDICAL CENTER			1	100%	1
TWIN			1	100%	1
GREYSTONE HOME HEALTH OF GREATER ORLANDO LLC		1			1
CAREATC - WISCONSIN PIPE-FITTERS			1	100%	1
BAXTER REGIONAL MEDICAL CENTER			1	100%	1
ADVENT HEALTH MEDICAL GROUP MULTISPECIALTY			1	100%	1
COMMUNITY MEDICAL CARE			1	100%	1
SCRIPTS PLUS INC DBA THE MEDICINE SHOP		1			1
CASS LAKE PHS INDIAN HOSPITAL		1			1
Fairhope		1			1
CARENOW URGENT CARE-MURFREESBORO			1	100%	1
RCP OF MEMORIAL WEST			1	100%	1
HOUSTON DEPARTMENT OF HEALTH AND HUMAN SERVICES			1	100%	1
AUGUSTA HEALTH CLINICAL LABORATORY			1	100%	1
777 URGENT CARE			1	100%	1
EVEXIA DIAGNOSTICS			1	100%	1
CAPITAL DIAGNOSTICS			1	100%	1
Medilodge of East Lansing		1			1
WEST VIRGINIA UNIVERSITY HOSPITALS			1	100%	1
Avera Sr. James Care Center		1			1
WEST COAST CLINICAL LABS INC			1	100%	1
TENNOVA HEALTHCARE - CLEVELAND			1	100%	1
Royal Palm Beach Health and Rehab Center			1	100%	1
SAINT LEO UNIVERSITY INCORPORATED			1	100%	1
Kroger - KR070300083			1	100%	1
RESOURCE PATH LLC			1	100%	1
MEMORIAL HERMANN KATY HOSPITAL			1	100%	1
MANHATTAN EYE EAR AND THROAT HOSPITAL		1			1
CVS MO4088POCT LEES SUMMIT		1			1
CHI MEMORIAL HOSPITAL CHATTANOOGA			1	100%	1
Kroger 83 - The Little Clinic Rock Road		1			1
VA COMMUNITY BASED CLINIC - LAKE CITY			1	100%	1
FALKVILLE HEALTHCARE		1			1
TEXAS HEALTH ARLINGTON MEMORIAL HOSPITAL			1	100%	1
PEDRO MENENDEZ HEALTH CENTER AT ST JOHNS			1	100%	1
OMAHA VA MEDICAL CENTER			1	100%	1
CSL PLASMA LAB			1	100%	1
PRIMARY AND URGENT CARE			1	100%	1
CLEMENT MANOR HEALTH CENTER		1			1
SUSAN F WILLIAMS MD PA			1	100%	1
MADISON REHABILITATION HOSPITAL		1			1
ACUTE AND COMMUNICABLE DISEASE PREVENTION			1	100%	1
OMC PRIMARY CARE - HOSPITAL CAMPUS			1	100%	1
PERRY COUNTY NURSING HOME		1			1
PUBLIX PHARMACY #1114			1	100%	1

COVID-19: testing by laboratory

Data through May 12, 2021 verified as of May 13, 2021 at 09:25 AM

Data in this report are provisional and subject to change.

The numbers in the table below represent the number of Florida and non-Florida residents for whom test results were received by the Department of Health. A person can be tested by more than one laboratory and can have both positive and negative results. **Therefore, the sum of the numbers in each column will be larger than the total number of people tested.**

Reporting lab	Inconclusive	Negative	Positive	Percent positive	Total
WALGREENS #01398			1	100%	1
MCKENZIE COUNTY HEALTHCARE SYSTEMS LABORATORY			1	100%	1
MCH PHYSICIANS GROUP			1	100%	1
Valley Center (WV)			1	100%	1
TEXAS HEALTH ARLINGTON MEMORIAL		1			1
PRIMARY CARE & PEDIATRICS - SHEPHERSTOWN		1			1
GRAND VIEW HOSPITAL			1	100%	1
SUMMIT DETOX INC			1	100%	1
DR. K PEDIATRICS			1	100%	1
DAVENPORT DIALYSIS CENTER		1			1
AIRPORT MEDICAL SOLUTIONS ORLANDO			1	100%	1
Chicago Heights CBOC		1			1
Belvoir Woods Health Care Center at The Fairfax		1			1
ELLIS HOSPITAL URGENT CARE CENTER LAB		1			1
SUTTER GOULD MEDICAL FOUNDATION			1	100%	1
NEW ERA HEALTH CENTER INC		1			1
SOUTHWEST VIRGINIA COMMUNITY HEALTH SYSTEMS			1	100%	1
LEE HEALTH KIDS URGENT CARE		1			1
DISCOVERY AT HOME, LLC			1	100%	1
INFECTION CONTROL DEPT			1	100%	1
ADVENTHEALTH PHYSICIAN GROUP - APPLEWOOD			1	100%	1
HEALTHCARE FOR THE HOMELESS			1	100%	1
CITRONELLE HEALTH AND REHABILITATION CENTER		1			1
Oakland Nursing and Rehabilitation Center		1			1
ALLIANCE LABORATORY SERVICES			1	100%	1
KNAPP MEDICAL GROUP			1	100%	1
Kroger 353 - The Little Clinic Harpers Point		1			1
Rio Grande City Nursing and Rehab Center			1	100%	1
UNIVERSAL DIAGNOSTICS LABORATORIES			1	100%	1
Alexandria Place		1			1
Allen Health and Rehabilitation		1			1
BMC/NASSAU			1	100%	1
RAPID CITY REGIONAL HOSPITAL -579 ATTN. LABORATORY		1			1
MEDICAL CITY DENTON			1	100%	1
Southwest Louisiana Veterans Home			1	100%	1
MONONGAHELA VALLEY HOSPITAL			1	100%	1
REELFOOT FAMILY WALK-IN CLINIC		1			1
MY URGENT CARE CLINIC			1	100%	1
GENESEE COUNTY HEALTH DEPARTMENT		1			1
RIVIERA BEACH HEALTH CENTER LAB			1	100%	1
ALWAYS BEST CARE HOME HEALTH AGENCY			1	100%	1
NHC Chattanooga			1	100%	1
HAWKEYE CARE CENTER DUBUQUE		1			1
ENCOMPASS HEALTH REHABILITATION HOSPITAL OF UTAH		1			1
PHOENIX PROGRAMS OF FLORIDA INC		1			1
PHYSICIANS ASSOCIATES			1	100%	1

COVID-19: testing by laboratory

Data through May 12, 2021 verified as of May 13, 2021 at 09:25 AM

Data in this report are provisional and subject to change.

The numbers in the table below represent the number of Florida and non-Florida residents for whom test results were received by the Department of Health. A person can be tested by more than one laboratory and can have both positive and negative results. **Therefore, the sum of the numbers in each column will be larger than the total number of people tested.**

Reporting lab	Inconclusive	Negative	Positive	Percent positive	Total
ST LUKES SURGICAL AT THE VILLAGES INC			1	100%	1
DOCTORS HEARING			1	100%	1
MEDSTOP PHARMACY			1	100%	1
WMC HEALTH GROUP INC			1	100%	1
COLE DIAGNOSTICS - BOISE		1			1
Grangeville Health and Rehab		1			1
NC STATE LAB OF PUBLIC HEALTH			1	100%	1
United Methodist Communities at The Shores		1			1
MEDLABS OF FLORIDA LLC D/B/A MEDLABS DIAGNOSTICS		1			1
SIGNATURE CARE COLLEGE STATION			1	100%	1
Higland Pointe Health and Rehabilitation center		1			1
ROSEN MEDICAL CENTER AT ROSEN COLLEGE CAMPUS			1	100%	1
BRAZORIA COUNTY EMERGENCY SERVICES DISTRICT #3			1	100%	1
Heartland Health Care Center Jacksonville			1	100%	1
ST GERARD'S COMMUNITY OF CARE		1			1
ManorCare Yeadon		1			1
RICHMOND MEDICAL CENTER FOR WOMEN		1			1
C A R E S		1			1
Lodge Nursing & Rehab Center		1			1
Kroger 699 - The Little Clinic Smyrna		1			1
INDIANA STATE DEPARTMENT OF HEALTH CLINIC MICROBIOLOGY		1			1
MAYO CLINICAL LABORATORIES		1			1
UNIVERSITY OF IOWA HOSPITALS & CLINICS			1	100%	1
Walgreens #17445		1			1
STAMFORD HOSPITAL			1	100%	1
FAIRVIEW HOSPITAL			1	100%	1
Total	107,671	20,324,967	2,955,418	13%	23,388,056