

# COVID-19: summary of cases and monitoring

Data through May 13, 2021 verified as of May 14, 2021 at 09:25 AM

Data in this report are provisional and subject to change.

## Cases: people with positive PCR or antigen test result

<b>Total cases</b>	<b>2,286,203</b>
Florida residents	2,243,501
Non-Florida residents	42,702
<b>Type of testing</b>	
Florida residents	2,243,501
Positive by BPHL/CDC	82,095
Positive by commercial/hospital lab	2,161,406
PCR positive	1,787,388
Antigen positive	456,113
Non-Florida residents	42,702
Positive by BPHL/CDC	1,014
Positive by commercial/hospital lab	41,688
PCR positive	29,065
Antigen positive	13,637
<b>Characteristics</b>	
Florida residents hospitalized	92,893
Florida resident deaths	36,000
Non-Florida resident deaths	719

Hospitalized counts include anyone who was hospitalized at some point during their illness. It does not reflect the number of people currently hospitalized.

More information on deaths identified through death certificate data is available on the National Center for Health Statistics website at [www.cdc.gov/nchs/nvss/vsrr/COVID19/index.htm](http://www.cdc.gov/nchs/nvss/vsrr/COVID19/index.htm).

## Cases: people with positive PCR or antigen test result

<b>Risk factors for Florida residents</b>	
Traveled	18,022
Contact with a known case	899,172
Traveled and contact with a known case	24,404
Neither	1,301,903
No travel and no contact	272,665
Travel is unknown	729,323
Contact is unknown	498,810
Contact is pending	460,846

Travel can be unknown and contact can be unknown or pending for the same case, these numbers will sum to more than the "neither" total.

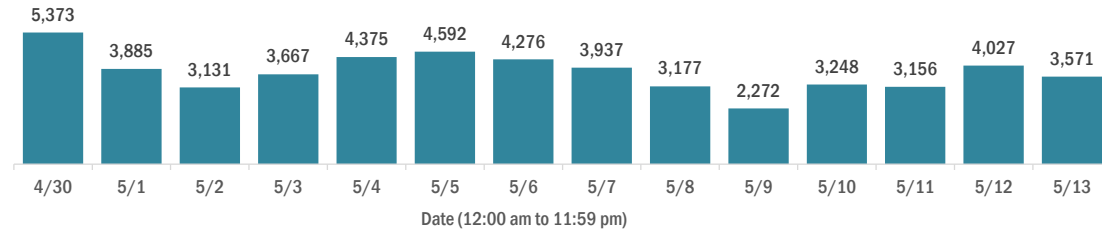
# COVID-19: summary of laboratory testing

Data through May 13, 2021 verified as of May 14, 2021 at 09:25 AM

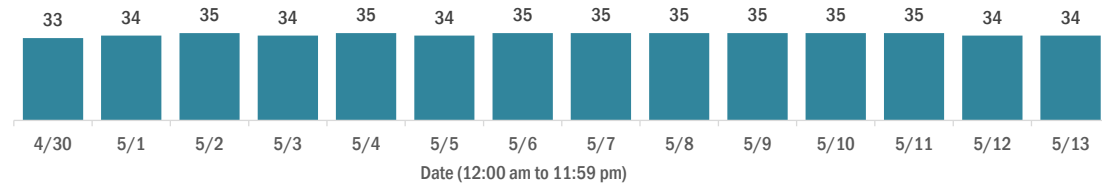
Data in this report are provisional and subject to change.

## Cases in Florida residents per day for the past 2 weeks

### Number of cases per day



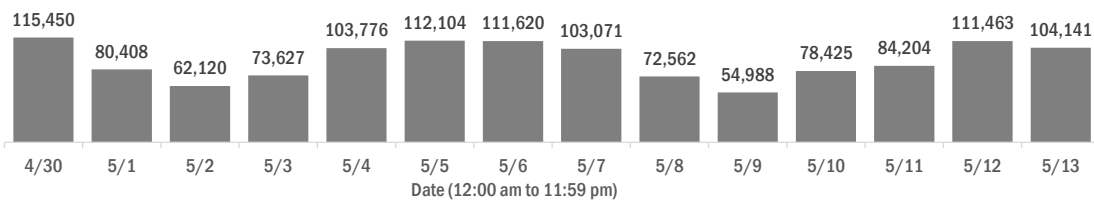
### Median age of cases by day



## Laboratory testing for Florida residents over the past 2 weeks

### Number of Florida residents tested per day

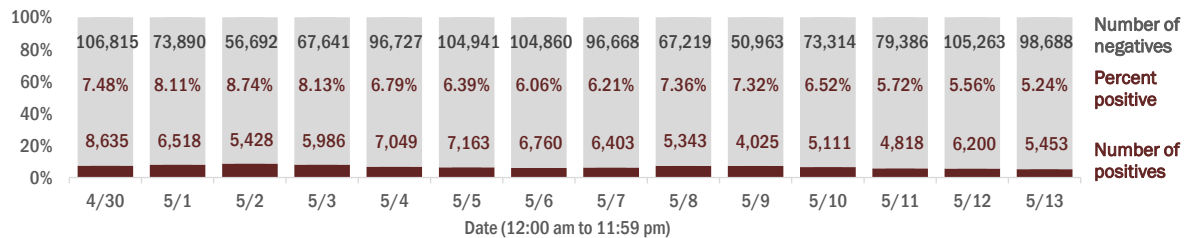
These counts include the number of people for whom the Department received PCR or antigen laboratory results by day. People tested on multiple days will be included for each day a new result was received. A person is only counted once for each day they are tested, regardless of whether multiple specimens are tested or multiple results are received.



### Number and percent of Florida residents with positive test results

The percent of positive results ranged from 5.24% to 8.74% over the past 2 weeks and was 5.24% yesterday.

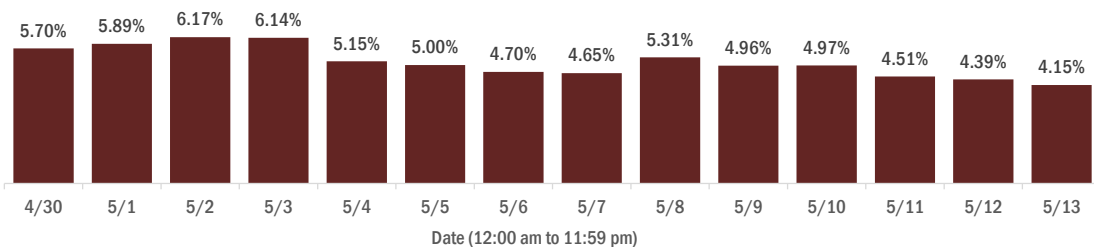
These counts include the number of people for whom the Department received PCR or antigen laboratory results by day. People tested on multiple days will be included for each day a new result was received. A person is only counted once for each day they are tested, regardless of whether multiple specimens are tested or multiple results are received. If a person has a positive specimen and a negative specimen in the same day, only the positive result is counted.



### Percent positivity for new cases in Florida residents

The percent of positive results ranged from 4.15% to 6.17% over the past 2 weeks and was 4.15% yesterday.

This percent is the number of people who test PCR- or antigen-positive for the first time divided by all the people tested that day, excluding people who have previously tested positive.



# COVID-19: characteristics of 2,243,501 Florida resident cases

Data through May 13, 2021 verified as of May 14, 2021 at 09:25 AM

Data in this report are provisional and subject to change.

Age group	Cases		Hospitalizations		Deaths	
0-4 years	48,139	2%	639	1%	1	0%
5-14 years	150,690	7%	636	1%	5	0%
15-24 years	351,165	16%	2,365	3%	51	0%
25-34 years	394,485	18%	4,661	5%	213	1%
35-44 years	350,657	16%	6,921	7%	575	2%
45-54 years	340,215	15%	10,721	12%	1,453	4%
55-64 years	290,542	13%	16,065	17%	4,027	11%
65-74 years	175,289	8%	19,210	21%	7,703	21%
75-84 years	96,020	4%	19,033	20%	10,868	30%
85+ years	44,621	2%	12,631	14%	11,104	31%
Unknown	1,678	0%	11	0%	0	0%
<b>Total</b>	<b>2,243,501</b>		<b>92,893</b>		<b>36,000</b>	

Gender	Cases	
Female	1,173,166	52%
Male	1,049,961	47%
Unknown	20,374	1%
<b>Total</b>	<b>2,243,501</b>	

Ethnicity	Cases		Hospitalizations		Deaths	
Hispanic	731,492	33%	23,615	25%	8,461	24%
Non-Hispanic	1,103,726	49%	65,094	70%	25,311	70%
Unknown	408,283	18%	4,184	5%	2,228	6%
<b>Total</b>	<b>2,243,501</b>		<b>92,893</b>		<b>36,000</b>	

Race and ethnicity	Cases		Hospitalizations		Deaths	
White	1,282,191	57%	61,008	66%	26,358	73%
Hispanic	486,789	22%	16,881	18%	6,765	19%
Non-Hispanic	704,659	31%	42,374	46%	18,466	51%
Unknown	90,743	4%	1,753	2%	1,127	3%
Black	298,219	13%	19,320	21%	5,798	16%
Hispanic	17,863	1%	838	1%	240	1%
Non-Hispanic	258,082	12%	18,106	19%	5,384	15%
Unknown	22,274	1%	376	0%	174	0%
Other race	351,704	16%	10,201	11%	2,856	8%
Hispanic	176,755	8%	5,388	6%	1,276	4%
Non-Hispanic	121,411	5%	4,342	5%	1,353	4%
Unknown	53,538	2%	471	1%	227	1%
Unknown race	311,387	14%	2,364	3%	988	3%
Hispanic	50,085	2%	508	1%	180	1%
Non-Hispanic	19,574	1%	272	0%	108	0%
Unknown	241,728	11%	1,584	2%	700	2%
<b>Total</b>	<b>2,243,501</b>		<b>92,893</b>		<b>36,000</b>	

**Hospitalization** counts include anyone who was hospitalized at some point during their illness. It does not reflect the number of people currently hospitalized. **Other race** includes any person with a race of American Indian/Alaskan native, Asian, native Hawaiian/Pacific Islander, or other.

# COVID-19: deaths in Florida residents and staff of long-term care facilities

Data through May 13, 2021 verified as of May 14, 2021 at 09:25 AM

Data in this report are provisional and subject to change.

For current cases in residents or staff of long-term care facilities, please visit: <https://floridahealthcovid19.gov/>

County	Deaths		County	Deaths		County	Deaths	
Palm Beach	1078	<div></div> 9%	Okaloosa	167	<div></div> 1%	Madison	20	<div></div> 0%
Dade	1020	<div></div> 9%	Hernando	162	<div></div> 1%	Calhoun	18	<div></div> 0%
Pinellas	907	<div></div> 8%	Osceola	143	<div></div> 1%	Flagler	17	<div></div> 0%
Broward	707	<div></div> 6%	Charlotte	138	<div></div> 1%	Gulf	17	<div></div> 0%
Hillsborough	590	<div></div> 5%	Indian River	125	<div></div> 1%	Wakulla	16	<div></div> 0%
Duval	450	<div></div> 4%	Clay	122	<div></div> 1%	Bradford	14	<div></div> 0%
Polk	436	<div></div> 4%	Leon	100	<div></div> 1%	Washington	13	<div></div> 0%
Brevard	413	<div></div> 4%	Highlands	96	<div></div> 1%	Baker	12	<div></div> 0%
Orange	407	<div></div> 4%	Bay	94	<div></div> 1%	Holmes	12	<div></div> 0%
Sarasota	401	<div></div> 4%	Jackson	88	<div></div> 1%	Jefferson	12	<div></div> 0%
Lee	349	<div></div> 3%	St. Johns	88	<div></div> 1%	Gadsden	10	<div></div> 0%
Marion	334	<div></div> 3%	Alachua	82	<div></div> 1%	Lafayette	10	<div></div> 0%
Volusia	300	<div></div> 3%	Santa Rosa	82	<div></div> 1%	Franklin	9	<div></div> 0%
Escambia	288	<div></div> 3%	Suwannee	60	<div></div> 1%	Levy	7	<div></div> 0%
St. Lucie	248	<div></div> 2%	Columbia	52	<div></div> 0%	Desoto	6	<div></div> 0%
Seminole	237	<div></div> 2%	Putnam	45	<div></div> 0%	Dixie	5	<div></div> 0%
Lake	228	<div></div> 2%	Sumter	44	<div></div> 0%	Monroe	5	<div></div> 0%
Pasco	228	<div></div> 2%	Nassau	34	<div></div> 0%	Taylor	3	<div></div> 0%
Collier	196	<div></div> 2%	Walton	30	<div></div> 0%	Hardee	2	<div></div> 0%
Manatee	193	<div></div> 2%	Hendry	29	<div></div> 0%	Hamilton	1	<div></div> 0%
Citrus	177	<div></div> 2%	Okeechobee	24	<div></div> 0%	Liberty	1	<div></div> 0%
Martin	173	<div></div> 2%	Gilchrist	21	<div></div> 0%	Total	11,396	

**Note:** cases are summarized by the county of usual residence. Residents and staff may be cases associated with facilities that are not in their county of usual residence, resulting in cases being included below for counties that do not have facilities with known cases.

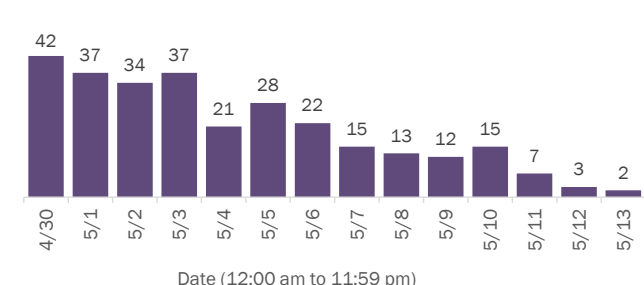
# COVID-19: cases in Florida residents who have died

Data through May 13, 2021 verified as of May 14, 2021 at 09:25 AM

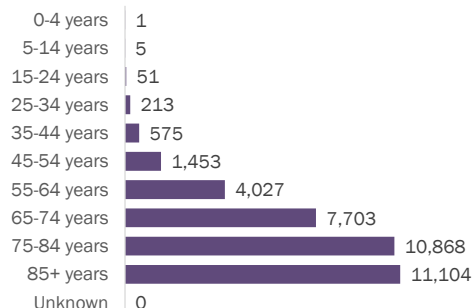
Data in this report are provisional and subject to change.

Demographics for all identified COVID-19 deaths: 36,000

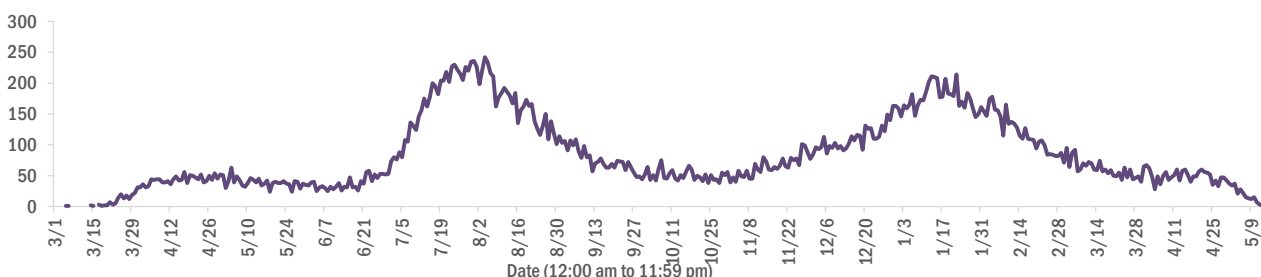
## Deaths by date of death for the past 2 weeks



## Deaths by age group



## Deaths by date of death since March 2020



Age group	Deaths	Cases	Case fatality rate	Mortality rate per 100,000 population
0-4 years	1	48,139	0.0%	0.1
5-14 years	5	150,690	0.0%	0.2
15-24 years	51	351,165	0.0%	2.0
25-34 years	213	394,485	0.1%	7.5
35-44 years	575	350,657	0.2%	22.0
45-54 years	1,453	340,215	0.4%	52.1
55-64 years	4,027	290,542	1.4%	139.2
65-74 years	7,703	175,289	4.4%	317.4
75-84 years	10,868	96,020	11.3%	773.9
85+ years	11,104	44,621	24.9%	1922.7
Unknown	0	1,678	0.0%	
<b>Total</b>	<b>36,000</b>	<b>2,243,501</b>	<b>1.6%</b>	<b>166.7</b>

Race	Deaths	Cases	Case fatality rate	Mortality rate per 100,000 population
White	26,358	1,282,191	2.1%	157.9
Black	5,798	298,219	1.9%	158.5
Other	2,856	351,704	0.8%	229.5
Unknown	988	311,387	0.3%	
<b>Total</b>	<b>36,000</b>	<b>2,243,501</b>	<b>1.6%</b>	<b>166.7</b>

Gender	Deaths	Cases	Case fatality rate	Mortality rate per 100,000 population
Female	15,810	1,173,166	1.3%	143.2
Male	20,190	1,049,961	1.9%	191.2
Unknown	0	20,374	0.0%	
<b>Total</b>	<b>36,000</b>	<b>2,243,501</b>	<b>1.6%</b>	<b>166.7</b>

Ethnicity	Deaths	Cases	Case fatality rate	Mortality rate per 100,000 population
Non-Hispanic	25,311	1,103,726	2.3%	159.0
Hispanic	8,461	731,492	1.2%	149.0
Unknown	2,228	408,283	0.5%	
<b>Total</b>	<b>36,000</b>	<b>2,243,501</b>	<b>1.6%</b>	<b>166.7</b>

# COVID-19: characteristics of 2,243,501 cases

Data through May 13, 2021 verified as of May 14, 2021 at 09:25 AM

Data in this report are provisional and subject to change.

Tables below include cases in Florida residents and non-Florida residents.

All 67 Florida counties have cases:

County	FL resident cases		Non-FL resident cases	Total cases	FL resident deaths	FL death rate
Dade	487,160	<div><div></div></div> 22%	6,563	493,723	6,290	1.3%
Broward	238,559	<div><div></div></div> 11%	2,917	241,476	3,002	1.3%
Palm Beach	143,682	<div><div></div></div> 6%	2,647	146,329	2,815	2.0%
Orange	137,896	<div><div></div></div> 6%	2,236	140,132	1,282	0.9%
Hillsborough	138,450	<div><div></div></div> 6%	1,179	139,629	1,757	1.3%
Duval	97,524	<div><div></div></div> 4%	1,614	99,138	1,433	1.5%
Pinellas	78,378	<div><div></div></div> 3%	1,974	80,352	1,639	2.1%
Lee	69,561	<div><div></div></div> 3%	2,317	71,878	984	1.4%
Polk	69,188	<div><div></div></div> 3%	488	69,676	1,340	1.9%
Osceola	44,485	<div><div></div></div> 2%	803	45,288	515	1.2%
Volusia	43,109	<div><div></div></div> 2%	768	43,877	813	1.9%
Brevard	41,377	<div><div></div></div> 2%	734	42,111	881	2.1%
Pasco	41,644	<div><div></div></div> 2%	354	41,998	768	1.8%
Manatee	38,299	<div><div></div></div> 2%	884	39,183	679	1.8%
Collier	34,961	<div><div></div></div> 2%	1,383	36,344	538	1.5%
Escambia	32,634	<div><div></div></div> 1%	3,685	36,319	694	2.1%
Seminole	34,299	<div><div></div></div> 2%	256	34,555	503	1.5%
Sarasota	31,573	<div><div></div></div> 1%	1,582	33,155	828	2.6%
Leon	31,367	<div><div></div></div> 1%	933	32,300	321	1.0%
Marion	31,297	<div><div></div></div> 1%	165	31,462	970	3.1%
Lake	29,645	<div><div></div></div> 1%	535	30,180	642	2.2%
St. Lucie	26,596	<div><div></div></div> 1%	198	26,794	641	2.4%
Alachua	24,736	<div><div></div></div> 1%	308	25,044	279	1.1%
St. Johns	22,549	<div><div></div></div> 1%	312	22,861	214	0.9%
Okaloosa	20,445	<div><div></div></div> 1%	234	20,679	363	1.8%
Bay	19,527	<div><div></div></div> 1%	822	20,349	392	2.0%
Clay	18,815	<div><div></div></div> 1%	53	18,868	342	1.8%
Santa Rosa	18,064	<div><div></div></div> 1%	259	18,323	290	1.6%
Hernando	14,117	<div><div></div></div> 1%	109	14,226	470	3.3%
Charlotte	12,863	<div><div></div></div> 1%	216	13,079	425	3.3%
Indian River	12,525	<div><div></div></div> 1%	110	12,635	304	2.4%
Martin	12,215	<div><div></div></div> 1%	241	12,456	322	2.6%
Citrus	11,113	<div><div></div></div> 0%	99	11,212	451	4.1%
Sumter	9,269	<div><div></div></div> 0%	109	9,378	278	3.0%
Highlands	8,552	<div><div></div></div> 0%	97	8,649	358	4.2%

County	FL resident cases		Non-FL resident cases	Total cases	FL resident deaths	FL death rate
Nassau	8,003	<div><div></div></div> 0%	447	8,450	126	1.6%
Columbia	8,130	<div><div></div></div> 0%	44	8,174	169	2.1%
Walton	6,962	<div><div></div></div> 0%	882	7,844	87	1.2%
Flagler	7,282	<div><div></div></div> 0%	101	7,383	110	1.5%
Monroe	6,626	<div><div></div></div> 0%	404	7,030	49	0.7%
Putnam	6,560	<div><div></div></div> 0%	24	6,584	152	2.3%
Jackson	6,170	<div><div></div></div> 0%	74	6,244	157	2.5%
Gadsden	5,703	<div><div></div></div> 0%	17	5,720	99	1.7%
Suwannee	5,326	<div><div></div></div> 0%	29	5,355	138	2.6%
Hendry	4,761	<div><div></div></div> 0%	17	4,778	83	1.7%
Desoto	4,335	<div><div></div></div> 0%	27	4,362	93	2.1%
Okeechobee	4,000	<div><div></div></div> 0%	54	4,054	89	2.2%
Baker	3,495	<div><div></div></div> 0%	19	3,514	60	1.7%
Levy	3,478	<div><div></div></div> 0%	9	3,487	54	1.6%
Wakulla	3,464	<div><div></div></div> 0%	14	3,478	56	1.6%
Unknown	74	<div><div></div></div> 0%	3,121	3,195	0	0.0%
Hardee	3,179	<div><div></div></div> 0%	15	3,194	44	1.4%
Bradford	3,010	<div><div></div></div> 0%	13	3,023	56	1.9%
Taylor	2,738	<div><div></div></div> 0%	5	2,743	47	1.7%
Washington	2,718	<div><div></div></div> 0%	21	2,739	52	1.9%
Holmes	2,234	<div><div></div></div> 0%	33	2,267	49	2.2%
Madison	2,045	<div><div></div></div> 0%	28	2,073	45	2.2%
Gulf	1,948	<div><div></div></div> 0%	23	1,971	44	2.3%
Union	1,832	<div><div></div></div> 0%	1	1,833	74	4.0%
Calhoun	1,694	<div><div></div></div> 0%	3	1,697	45	2.7%
Hamilton	1,610	<div><div></div></div> 0%	20	1,630	25	1.6%
Lafayette	1,620	<div><div></div></div> 0%	0	1,620	26	1.6%
Gilchrist	1,613	<div><div></div></div> 0%	5	1,618	44	2.7%
Dixie	1,612	<div><div></div></div> 0%	3	1,615	24	1.5%
Jefferson	1,471	<div><div></div></div> 0%	26	1,497	27	1.8%
Franklin	1,299	<div><div></div></div> 0%	34	1,333	18	1.4%
Liberty	1,075	<div><div></div></div> 0%	1	1,076	16	1.5%
Glades	960	<div><div></div></div> 0%	4	964	19	2.0%
Total	2,243,501		42,702	2,286,203	36,000	1.6%

# COVID-19: characteristics of 2,243,501 Florida resident cases

Data through May 13, 2021 verified as of May 14, 2021 at 09:25 AM

Data in this report are provisional and subject to change.

The table below includes the cities and counties of residence for cases in Florida residents based on the patient's ZIP Code. Note that city is not always received as part of the initial notification and may be missing while the case is being investigated.

City and county	Cases
Miami, Dade	282,622
Orlando, Orange	102,505
Jacksonville, Duval	91,691
Tampa, Hillsborough	80,384
Hialeah, Dade	68,150
Fort Lauderdale, Broward	50,481
Hollywood, Broward	45,193
West Palm Beach, Palm Beach	35,157
Kissimmee, Osceola	34,175
Tallahassee, Leon	30,304
Homestead, Dade	29,949
Naples, Collier	29,525
Saint Petersburg, Pinellas	28,524
Pensacola, Escambia	27,225
Fort Myers, Lee	26,665
Bradenton, Manatee	24,915
Boca Raton, Palm Beach	24,452
Lakeland, Polk	23,912
Ocala, Marion	22,989
Pompano Beach, Broward	22,426
Gainesville, Alachua	19,635
Sarasota, Sarasota	19,452
Cape Coral, Lee	18,110
Port Saint Lucie, St. Lucie	17,756
Lake Worth, Palm Beach	17,309
Miami Beach, Dade	16,156
Miramar, Broward	15,527
Clearwater, Pinellas	15,451
Coral Springs, Broward	14,257
Boynton Beach, Palm Beach	13,970
Doral, Dade	13,845
Miami Gardens, Dade	13,169
Panama City, Bay	12,381
Saint Augustine, St. Johns	12,060
Melbourne, Brevard	11,757
Winter Haven, Polk	11,594
Lehigh Acres, Lee	11,514
Riverview, Hillsborough	10,733
Delray Beach, Palm Beach	10,690
Davie, Broward	10,667
Palm Bay, Brevard	9,803
Vero Beach, Indian River	9,662
New Port Richey, Pasco	9,605
Sunrise, Broward	9,352
Saint Cloud, Osceola	8,944
Milton, Santa Rosa	8,731
Fort Pierce, St. Lucie	8,664
Largo, Pinellas	8,550
Spring Hill, Hernando	8,501
Daytona Beach, Volusia	8,499
Coral Gables, Dade	8,499
Apopka, Orange	8,469
Plantation, Broward	8,398
North Miami Beach, Dade	8,280
Davenport, Polk	8,205
Clermont, Lake	8,097
Brandon, Hillsborough	8,055
Sanford, Seminole	7,729

# COVID-19: characteristics of 2,243,501 Florida resident cases

Data through May 13, 2021 verified as of May 14, 2021 at 09:25 AM

Data in this report are provisional and subject to change.

The table below includes the cities and counties of residence for cases in Florida residents based on the patient's ZIP Code. Note that city is not always received as part of the initial notification and may be missing while the case is being investigated.

City and county	Cases
Deltona, Volusia	7,727
Orange Park, Clay	7,635
Plant City, Hillsborough	7,535
Jupiter, Palm Beach	7,446
Weston, Broward	7,403
Lake City, Columbia	7,376
Deerfield Beach, Broward	6,963
Winter Garden, Orange	6,696
Tamarac, Broward	6,422
Port Charlotte, Charlotte	6,309
Wesley Chapel, Pasco	6,162
Palm Coast, Flagler	6,129
Coconut Creek, Broward	6,061
Margate, Broward	5,929
Stuart, Martin	5,817
Land O Lakes, Pasco	5,814
Deland, Volusia	5,771
Palm Beach Gardens, Palm Beach	5,735
Fort Walton Beach, Okaloosa	5,650
Wellington, Palm Beach	5,574
Palm Harbor, Pinellas	5,536
Oviedo, Seminole	5,531
Palmetto, Manatee	5,519
Winter Park, Orange	5,504
Crestview, Okaloosa	5,435
Lutz, Hillsborough	5,196
Altamonte Springs, Seminole	5,189
Port Orange, Volusia	4,993
Valrico, Hillsborough	4,952
Opa Locka, Dade	4,919
Haines City, Polk	4,869
North Port, Sarasota	4,849
Brooksville, Hernando	4,814
Miami Lakes, Dade	4,770
Venice, Sarasota	4,749
Pembroke Pines, Broward	4,741
Middleburg, Clay	4,719
Hallandale, Broward	4,695
Punta Gorda, Charlotte	4,614
Sebring, Highlands	4,601
Leesburg, Lake	4,516
Ocoee, Orange	4,462
Zephyrhills, Pasco	4,346
Saint Johns, St. Johns	4,273
Ormond Beach, Volusia	4,269
Seminole, Pinellas	4,269
The Villages, Sumter	4,266
Arcadia, Desoto	4,222
Bonita Springs, Lee	4,198
Live Oak, Suwannee	4,119
Pinellas Park, Pinellas	4,096
North Lauderdale, Broward	3,991
Okeechobee, Okeechobee	3,986
Longwood, Seminole	3,968
Ruskin, Hillsborough	3,941
North Miami, Dade	3,932
Immokalee, Collier	3,879
Windermere, Orange	3,872
Cocoa, Brevard	3,857



# COVID-19: characteristics of 2,243,501 Florida resident cases

Data through May 13, 2021 verified as of May 14, 2021 at 09:25 AM

Data in this report are provisional and subject to change.

The table below includes the cities and counties of residence for cases in Florida residents based on the patient's ZIP Code. Note that city is not always received as part of the initial notification and may be missing while the case is being investigated.

City and county	Cases
Navarre, Santa Rosa	3,778
Casselberry, Seminole	3,646
Port Richey, Pasco	3,487
Hudson, Pasco	3,446
Titusville, Brevard	3,427
Niceville, Okaloosa	3,388
Gulf Breeze, Santa Rosa	3,379
Lake Worth Beach, Palm Beach	3,349
Key West, Monroe	3,279
North Fort Myers, Lee	3,275
Dade City, Pasco	3,273
Cantonment, Escambia	3,260
Panama City Beach, Bay	3,244
Winter Springs, Seminole	3,227
Oakland Park, Broward	3,179
Jacksonville Beach, Duval	3,179
Bartow, Polk	3,171
Lake Mary, Seminole	3,159
Aventura, Dade	3,141
Kissimmee, Polk	3,118
Crawfordville, Wakulla	3,110
New Smyrna Beach, Volusia	3,063
Auburndale, Polk	3,053
Quincy, Gadsden	3,030
Palatka, Putnam	3,029
Lake Wales, Polk	3,002
Merritt Island, Brevard	2,930
Green Cove Springs, Clay	2,887
Tarpon Springs, Pinellas	2,867
Fernandina Beach, Nassau	2,837
Ponte Vedra Beach, St. Johns	2,808
Parkland, Broward	2,787
Cutler Ridge, Dade	2,758
Inverness, Citrus	2,661
Loxahatchee, Palm Beach	2,642
Eustis, Lake	2,640
Wimauma, Hillsborough	2,622
Cooper City, Broward	2,582
Holiday, Pasco	2,577
Perry, Taylor	2,568
Belle Glade, Palm Beach	2,555
Esterro, Lee	2,552
Lynn Haven, Bay	2,546
Royal Palm Beach, Palm Beach	2,527
Dunedin, Pinellas	2,513
Clewiston, Hendry	2,464
Marianna, Jackson	2,463
Fleming Island, Clay	2,453
Santa Rosa Beach, Walton	2,439
Sarasota, Manatee	2,419
Key Biscayne, Dade	2,414
Parrish, Manatee	2,377
Rockledge, Brevard	2,362
Odessa, Hillsborough	2,308
Riviera Beach, Palm Beach	2,302
Seffner, Hillsborough	2,272
Defuniak Springs, Walton	2,199
Avon Park, Highlands	2,197
Mulberry, Polk	2,189

# COVID-19: characteristics of 2,243,501 Florida resident cases

Data through May 13, 2021 verified as of May 14, 2021 at 09:25 AM

Data in this report are provisional and subject to change.

The table below includes the cities and counties of residence for cases in Florida residents based on the patient's ZIP Code. Note that city is not always received as part of the initial notification and may be missing while the case is being investigated.

City and county	Cases
Palm City, Martin	2,189
Mount Dora, Lake	2,177
Labelle, Hendry	2,135
Destin, Okaloosa	2,113
Chipley, Washington	2,109
Groveland, Lake	2,084
Tavares, Lake	2,060
Starke, Bradford	2,041
Lithia, Hillsborough	2,020
Orange City, Volusia	2,005
Pinecrest, Dade	1,974
Maitland, Orange	1,943
Summerfield, Marion	1,942
Yulee, Nassau	1,902
Wauchula, Hardee	1,884
Palmetto Bay, Dade	1,828
Sebastian, Indian River	1,794
Dania, Broward	1,759
Homosassa, Citrus	1,754
Callahan, Nassau	1,745
Lady Lake, Lake	1,731
Macclenny, Baker	1,715
Ponte Vedra, St. Johns	1,703
Edgewater, Volusia	1,660
Gibsonton, Hillsborough	1,658
Carol City, Dade	1,655
Crystal River, Citrus	1,651
Oldsmar, Pinellas	1,624
Lake Placid, Highlands	1,609
Dover, Hillsborough	1,607
Missing, Dade	1,606
Bonifay, Holmes	1,598
Apollo Beach, Hillsborough	1,589
Mayo, Lafayette	1,587
Coconut Grove, Dade	1,578
Hobe Sound, Martin	1,566
Debary, Volusia	1,555
Florida City, Dade	1,553
Palm Springs, Palm Beach	1,516
Pace, Santa Rosa	1,496
Crossings, Dade	1,493
Sun City Center, Hillsborough	1,481
Dunnellon, Marion	1,464
Atlantic Beach, Duval	1,449
Lake Butler, Union	1,421
Bellevue, Marion	1,386
Lantana, Palm Beach	1,384
North Palm Beach, Palm Beach	1,356
Madison, Madison	1,351
Alachua, Alachua	1,349
Monticello, Jefferson	1,347
Biscayne Park, Dade	1,347
Williston, Levy	1,283
Safety Harbor, Pinellas	1,282
Indiantown, Martin	1,281
Ellenton, Manatee	1,278
South Miami, Dade	1,272
Graceville, Jackson	1,249
Jensen Beach, Martin	1,234

# COVID-19: characteristics of 2,243,501 Florida resident cases

Data through May 13, 2021 verified as of May 14, 2021 at 09:25 AM

Data in this report are provisional and subject to change.

The table below includes the cities and counties of residence for cases in Florida residents based on the patient's ZIP Code. Note that city is not always received as part of the initial notification and may be missing while the case is being investigated.

City and county	Cases
Lauderhill, Broward	1,227
Satellite Beach, Brevard	1,219
Lecanto, Citrus	1,213
Newberry, Alachua	1,207
Century, Escambia	1,185
Beverly Hills, Citrus	1,169
Englewood, Charlotte	1,152
Havana, Gadsden	1,141
Hilliard, Nassau	1,130
El Portal, Dade	1,119
Freeport, Walton	1,109
Trenton, Gilchrist	1,108
Wildwood, Sumter	1,100
Wilton Manors, Broward	1,097
Nokomis, Sarasota	1,093
Keystone Heights, Clay	1,063
Key Largo, Monroe	1,059
Blountstown, Calhoun	1,054
Jasper, Hamilton	1,045
Bushnell, Sumter	1,044
Frostproof, Polk	1,038
Lauderdale Lakes, Broward	1,027
Medley, Dade	1,022
Hernando, Citrus	1,010
Wewahitchka, Gulf	1,007
Polk City, Polk	1,002
Mary Esther, Okaloosa	982
Dunnellon, Citrus	973
Sanderson, Baker	961
Fellsmere, Indian River	953
Minneola, Lake	945
Spring Hill, Pasco	939
Shalimar, Okaloosa	932
Fisher Island, Dade	924
Everglades National Park, Dade	910
Marco Island, Collier	907
Port Saint Joe, Gulf	907
Moore Haven, Glades	894
Trinity, Pasco	887
Chiefland, Levy	885
Cocoa Beach, Brevard	883
Sorrento, Lake	881
Thonotosassa, Hillsborough	877
High Springs, Alachua	872
Fort Meade, Polk	861
Pahokee, Palm Beach	859
Fruitland Park, Lake	856
Coleman, Sumter	854
South Bay, Palm Beach	843
Englewood, Sarasota	838
Bristol, Liberty	831
Cross City, Dixie	828
Indialantic, Brevard	827
Glen Saint Mary, Baker	814
Southwest Ranches, Broward	811
Marathon, Monroe	797
Crescent City, Putnam	791
Umatilla, Lake	782
West Melbourne, Brevard	769

# COVID-19: characteristics of 2,243,501 Florida resident cases

Data through May 13, 2021 verified as of May 14, 2021 at 09:25 AM

Data in this report are provisional and subject to change.

The table below includes the cities and counties of residence for cases in Florida residents based on the patient's ZIP Code. Note that city is not always received as part of the initial notification and may be missing while the case is being investigated.

City and county	Cases
Interlachen, Putnam	761
Miramar Beach, Walton	759
Lake Alfred, Polk	753
Fort Myers Beach, Lee	751
Chattahoochee, Gadsden	735
Old Town, Dixie	725
Weeki Wachee, Hernando	725
Bowling Green, Hardee	720
Jacksonville, St. Johns	704
Olympia Heights, Dade	704
Uleta, Dade	701
Silver Springs, Marion	692
South Daytona, Volusia	690
Lawtey, Bradford	682
Fort White, Columbia	682
Neptune Beach, Duval	680
Coral, Dade	679
Surfside, Dade	656
Belle Isle, Orange	653
Palm Beach, Palm Beach	652
Bronson, Levy	631
Gulfport, Pinellas	630
Mascotte, Lake	623
Baker, Okaloosa	619
Bunnell, Flagler	618
Clearwater Beach, Pinellas	612
Rotunda West, Charlotte	584
Sneads, Jackson	572
Mims, Brevard	568
Myakka City, Manatee	566
Hawthorne, Alachua	558
Jay, Santa Rosa	554
Oxford, Sumter	548
Dundee, Polk	545
Alva, Lee	540
Cape Canaveral, Brevard	536
Carrabelle, Franklin	534
Oakland, Orange	530
Tavernier, Monroe	526
Ocklawaha, Marion	523
Missing, Volusia	517
Citra, Marion	516
Melbourne Beach, Brevard	516
Zolfo Springs, Hardee	516
Indian Harbour Beach, Brevard	513
Florida State University, Leon	511
Sweetwater, Dade	509
Cottondale, Jackson	509
Bal Harbour, Dade	508
Flagler Beach, Flagler	504
Molino, Escambia	494
Celebration, Osceola	491
Midway, Gadsden	490
Youngstown, Bay	485
Webster, Sumter	484
East Palatka, Putnam	476
Bell, Gilchrist	462
Altha, Calhoun	453
De Leon Springs, Volusia	446

# COVID-19: characteristics of 2,243,501 Florida resident cases

Data through May 13, 2021 verified as of May 14, 2021 at 09:25 AM

Data in this report are provisional and subject to change.

The table below includes the cities and counties of residence for cases in Florida residents based on the patient's ZIP Code. Note that city is not always received as part of the initial notification and may be missing while the case is being investigated.

City and county	Cases
Branford, Suwannee	443
Eagle Lake, Polk	442
Apalachicola, Franklin	436
West Miami, Dade	433
Missing, Orange	431
Haverhill, Palm Beach	425
Archer, Alachua	425
Osprey, Sarasota	418
Floral City, Citrus	415
Ave Maria, Collier	413
Chuluota, Seminole	410
Tequesta, Palm Beach	402
Lake Park, Palm Beach	401
Holly Hill, Volusia	397
Centerville, Leon	397
Hastings, St. Johns	396
Pierson, Volusia	385
Grand Island, Lake	383
Grand Ridge, Jackson	380
Raiford, Union	376
Montverde, Lake	370
Indian Rocks Beach, Pinellas	348
Malabar, Brevard	348
Gotha, Orange	348
Hallandale Beach, Broward	346
Alafaya, Orange	344
Bryceville, Nassau	344
Greenville, Madison	339
Satsuma, Putnam	335
Vernon, Washington	335
Kenneth City, Pinellas	331
Fort McCoy, Marion	330
Elkton, St. Johns	329
Lake Panasoffkee, Sumter	327
Malone, Jackson	322
Sebastian, Brevard	320
Melrose, Putnam	320
Jennings, Hamilton	318
Reddick, Marion	318
Eastpoint, Franklin	310
Belleair, Pinellas	310
Laurel Hill, Okaloosa	310
Anthony, Marion	309
San Antonio, Pasco	307
Geneva, Seminole	306
Morrison, Levy	306
Greenacres, Palm Beach	302
Westville, Holmes	301
Valparaiso, Okaloosa	300
Winter Park, Seminole	300
Lehigh, Lee	296
O'Brien, Suwannee	294
Greenwood, Jackson	286
Fern Park, Seminole	283
Kindred, Osceola	280
Ponce De Leon, Holmes	278
South Pasadena, Pinellas	268
Eglin Air Force Base, Okaloosa	267
Inlet Beach, Walton	262

# COVID-19: characteristics of 2,243,501 Florida resident cases

Data through May 13, 2021 verified as of May 14, 2021 at 09:25 AM

Data in this report are provisional and subject to change.

The table below includes the cities and counties of residence for cases in Florida residents based on the patient's ZIP Code. Note that city is not always received as part of the initial notification and may be missing while the case is being investigated.

City and county	Cases
University Of Central Fl, Orange	260
Weirsdale, Marion	260
Islamorada, Monroe	259
Poinciana, Polk	259
Sanibel, Lee	257
Edgewood, Orange	252
Fountain, Bay	246
White Springs, Hamilton	245
Longboat Key, Manatee	244
Lee, Madison	244
Cutler Bay, Dade	244
Southport, Bay	241
Saint James City, Lee	238
Gretna, Gadsden	237
Hosford, Liberty	229
Madeira Beach, Pinellas	228
Astatula, Lake	227
Wellborn, Suwannee	226
Howey-In-The-Hills, Lake	225
Lakewood Ranch, Manatee	225
Holt, Okaloosa	223
Juno Beach, Palm Beach	221
Atlantis, Palm Beach	219
Lauderdale By The Sea, Broward	219
Babson Park, Polk	218
Lake Helen, Volusia	217
Holmes Beach, Manatee	215
Mcdavid, Escambia	213
Osteen, Volusia	210
Micanopy, Alachua	209
Bay Harbor Islands, Dade	208
Altoona, Lake	206
Center Hill, Sumter	200
Sopchoppy, Wakulla	199
Zellwood, Orange	199
Azalea Park, Orange	198
Alford, Jackson	194
Mcalpin, Suwannee	192
Bokeelia, Lee	191
The Villages, Lake	188
Viera, Brevard	185
The Villages, Marion	183
Golden Beach, Dade	183
Hypoluxo, Palm Beach	182
Odessa, Pasco	181
Missing, Lee	180
Mangonia Park, Palm Beach	178
Pomona Park, Putnam	177
Summerland Key, Monroe	173
Rocky Point, Hillsborough	172
Oak Hill, Volusia	171
Ponce Inlet, Volusia	169
University Of Fl, Alachua	168
Paisley, Lake	168
University Of Miami, Dade	167
Grant-Valkaria, Brevard	166
Caryville, Washington	163
Lutz, Pasco	163
Bay Lake, Orange	160

# COVID-19: characteristics of 2,243,501 Florida resident cases

Data through May 13, 2021 verified as of May 14, 2021 at 09:25 AM

Data in this report are provisional and subject to change.

The table below includes the cities and counties of residence for cases in Florida residents based on the patient's ZIP Code. Note that city is not always received as part of the initial notification and may be missing while the case is being investigated.

City and county	Cases
Sumterville, Sumter	159
Lockhart, Orange	157
Hollister, Putnam	156
Citrus Springs, Citrus	155
Christmas, Orange	152
Big Pine Key, Monroe	152
Hiawassee, Orange	150
Carrollwood, Hillsborough	149
Lady Lake, Sumter	148
San Mateo, Putnam	148
Inglis, Levy	148
West Park, Broward	141
University Of Central Florida, Orange	139
Clair-Mel City, Hillsborough	139
Missing, St. Johns	138
Missing, Pinellas	137
Lake Hamilton, Polk	136
Buena Ventura Lakes, Osceola	136
Baldwin, Duval	135
Cloud Lake, Palm Beach	134
Clarksville, Calhoun	132
Harmony, Osceola	132
Missing, Sumter	131
Kendall, Dade	131
Hampton, Bradford	130
Apopka, Seminole	130
Placida, Charlotte	128
Steinhatchee, Taylor	127
Matlacha, Lee	124
Belleair Beach, Pinellas	124
City Of Sunrise, Broward	124
Seville, Volusia	122
Temple Terrace, Hillsborough	121
Dania Beach, Broward	120
Tierra Verde, Pinellas	120
Lighthouse Point, Broward	120
Sunny Isles Beach, Dade	117
Callaway, Bay	116
Barry University, Dade	116
Astor, Lake	116
Saint Leo, Pasco	116
Dinsmore, Duval	115
Hurlburt Field, Okaloosa	113
Panacea, Wakulla	113
Cedar Key, Levy	113
Bradenton Beach, Manatee	109
Florahome, Putnam	107
Brooker, Bradford	107
Princeton, Dade	106
Lamont, Jefferson	105
Canal Point, Palm Beach	104
Waldo, Alachua	104
Barefoot Bay, Brevard	102
Fruit Cove, St. Johns	101
Tyndall Air Force Base, Bay	100
Florida Gulf Coast Univ, Lee	99
South Fort Myers, Lee	98
Kathleen, Polk	98
University Of South Florida, Hillsborough	97

# COVID-19: characteristics of 2,243,501 Florida resident cases

Data through May 13, 2021 verified as of May 14, 2021 at 09:25 AM

Data in this report are provisional and subject to change.

The table below includes the cities and counties of residence for cases in Florida residents based on the patient's ZIP Code. Note that city is not always received as part of the initial notification and may be missing while the case is being investigated.

City and county	Cases
Missing, Lake	96
Bascom, Jackson	96
Ocean Ridge, Palm Beach	95
Lorida, Highlands	94
Crystal Beach, Pinellas	94
Pinetta, Madison	92
Maitland, Seminole	92
Fort Denaud, Hendry	90
F M, Lee	89
Missing, St. Lucie	88
Saint Pete Beach, Pinellas	87
Missing, Marion	86
Yalaha, Lake	86
Boca Grande, Lee	83
Welaka, Putnam	82
Patrick Air Force Base, Brevard	81
Wekiwa Springs, Seminole	80
Eatonville, Orange	80
Palma Ceia, Hillsborough	76
North Venice, Sarasota	76
Miami Springs, Dade	73
Avon Park, Polk	73
Cudjoe Key, Monroe	72
Missing, Duval	72
Campbellton, Jackson	72
Ochopee, Collier	71
Missing, Palm Beach	69
Air Mail Facility, Dade	69
Reunion, Osceola	69
Anna Maria, Manatee	69
Felda, Hendry	68
Georgetown, Putnam	68
Northdale, Hillsborough	68
Stock Island, Monroe	68
Greensboro, Gadsden	67
Destin, Walton	66
Missing, Pasco	66
Treasure Island, Pinellas	64
North Redington Beach, Pinellas	64
Micco, Brevard	60
Duette, Manatee	60
Mexico Beach, Bay	60
Bellview, Escambia	59
Bonita Beach, Lee	59
University Of Tampa, Hillsborough	59
Orlando, Seminole	58
Okahumpka, Lake	58
Singer Island, Palm Beach	57
Walnut Hill, Escambia	57
Highland City, Polk	57
Miami, Broward	56
Lake Suzy, Desoto	56
Ona, Hardee	56
Green Acres, Palm Beach	56
Miromar Lakes, Lee	55
Heathrow, Seminole	54
Enterprise, Volusia	54
Missing, Santa Rosa	54
Naranja, Dade	53



# COVID-19: characteristics of 2,243,501 Florida resident cases

Data through May 13, 2021 verified as of May 14, 2021 at 09:25 AM

Data in this report are provisional and subject to change.

The table below includes the cities and counties of residence for cases in Florida residents based on the patient's ZIP Code. Note that city is not always received as part of the initial notification and may be missing while the case is being investigated.

City and county	Cases
Stetson University, Volusia	52
Orlando, Dade	52
Aloma, Orange	52
Town N Country, Hillsborough	52
Intercession City, Osceola	51
Palm Beach Shores, Palm Beach	51
Salt Springs, Marion	51
Terra Ceia, Manatee	50
Waverly, Polk	50
Missing, Broward	49
Florida International Univ, Dade	49
Bayonet Point, Pasco	48
Kenansville, Osceola	47
Cinco Bayou, Okaloosa	47
Eaton Park, Polk	47
Florence Villa, Polk	47
Missing, Hillsborough	46
Ebro, Washington	45
Miami Shores, Dade	45
Village Wellington, Palm Beach	45
Key Colony Beach, Monroe	45
Orlando, Osceola	44
Sewalls Point, Martin	44
Manalapan, Palm Beach	43
North Bay Village, Dade	43
Lacoochee, Pasco	43
Gulf Breeze, Escambia	43
Lakeshore, Polk	42
Village Of Wellington, Palm Beach	42
Ridge Manor, Pasco	42
Bradley, Polk	41
Cortez, Manatee	41
Bayshore Gardens, Manatee	41
Sugarloaf Key, Monroe	41
Missing, Seminole	41
Bonaventure, Broward	40
Poinciana, Osceola	40
Saint Johns, Duval	40
Pine Hills, Orange	40
Florida A And M University, Leon	39
Hialeah Gardens, Dade	39
Davenport, Osceola	39
Westlake, Palm Beach	39
Eloise, Polk	39
Univ Of FI Student Dorms, Alachua	39
Pasadena, Pinellas	39
Jupiter, Martin	38
Ponte Vedra, Duval	38
Highland Beach, Palm Beach	37
Lealman, Pinellas	37
Bay Pines, Pinellas	37
Tice, Lee	37
Lulu, Columbia	37
Orlando, Volusia	37
Orlando, Broward	37
Venus, Highlands	36
Homeland, Polk	36
Palm Shores, Brevard	35
Orlando, Polk	35

# COVID-19: characteristics of 2,243,501 Florida resident cases

Data through May 13, 2021 verified as of May 14, 2021 at 09:25 AM

Data in this report are provisional and subject to change.

The table below includes the cities and counties of residence for cases in Florida residents based on the patient's ZIP Code. Note that city is not always received as part of the initial notification and may be missing while the case is being investigated.

City and county	Cases
Indian Lake Estates, Polk	34
Hallandale Beach, Broward	34
Flemington, Marion	34
Siesta Key, Sarasota	34
City Of Westlake, Palm Beach	34
Sydney, Hillsborough	33
Little Torch Key, Monroe	33
Dowling Park, Suwannee	33
Mcintosh, Marion	32
Pine Castle, Orange	32
Kinard, Calhoun	32
Bagdad, Santa Rosa	32
Wekiva Springs, Seminole	32
Alturas, Polk	32
Palmdale, Glades	31
Nocatee, Desoto	31
Homosassa Springs, Citrus	31
South Palm Beach, Palm Beach	31
Westchase, Hillsborough	30
Saint Marks, Wakulla	30
Penney Farms, Clay	30
Missing, Brevard	30
Chokoloskee, Collier	29
Bonita Springs, Collier	29
Archer, Levy	29
Pembroke Park, Broward	29
Missing, Manatee	29
Missing, Citrus	28
Missing, Indian River	28
Tangerine, Orange	28
Horseshoe Beach, Dixie	28
Sparr, Marion	28
Long Key, Monroe	27
Caryville, Holmes	27
Florida State, Leon	27
Balm, Hillsborough	27
New Smyrna, Volusia	27
Fort Lauderdale, Dade	26
Orlando, Hillsborough	26
Earleton, Alachua	26
Orange Lake, Marion	26
Labelle, Glades	26
Paxton, Walton	26
Redington Shores, Pinellas	26
Hawthorne, Putnam	26
South Miami Heights, Dade	25
Pensacola Beach, Santa Rosa	25
Yankeetown, Levy	25
Tioga, Alachua	25
Missing, Monroe	25
Missing, Escambia	25
Goulds, Dade	24
Santa Fe, Alachua	24
Union Park, Orange	24
Wabasso, Indian River	24
Boca Raton, Broward	24
Loughman, Polk	24
Bostwick, Putnam	24
La Crosse, Alachua	24

# COVID-19: characteristics of 2,243,501 Florida resident cases

Data through May 13, 2021 verified as of May 14, 2021 at 09:25 AM

Data in this report are provisional and subject to change.

The table below includes the cities and counties of residence for cases in Florida residents based on the patient's ZIP Code. Note that city is not always received as part of the initial notification and may be missing while the case is being investigated.

City and county	Cases
Mango, Hillsborough	22
Kissimmee, Orange	22
Buckingham, Lee	22
Laud-By-The-Sea, Broward	22
Ramrod Key, Monroe	22
Missing, Okaloosa	22
Champions Gate, Polk	22
Florida Dept Of Corrections, Union	22
Wausau, Washington	22
Plymouth, Orange	22
Citrus Ridge, Indian River	22
Crystal Springs, Pasco	22
Branford, Lafayette	22
Mexico Beach, Gulf	22
Florida International University, Dade	22
Sun City, Hillsborough	21
Perdido Key, Escambia	21
Everglades City, Collier	21
Fort Ogden, Desoto	21
Bonifay, Washington	21
Lake Como, Putnam	21
Missing, Collier	21
Parker, Bay	21
Candler, Marion	20
Golden Oak, Orange	20
Hollywood, Dade	20
Lowell, Marion	20
Jensen Beach, St. Lucie	20
Brooksville, Pasco	20
Trenton, Levy	20
Indian River Shores, Indian River	20
Goodland, Collier	20
Nalcrest, Polk	20
High Springs, Gilchrist	19
Maxville, Duval	19
Gulf Stream, Palm Beach	19
Babcock Ranch, Lee	19
Miami, Unknown	19
Lake Buena Vista, Orange	19
Orlando, Palm Beach	19
Wildlight, Nassau	19
Forest City, Orange	18
Trilby, Pasco	18
Johns Pass Village, Pinellas	18
West Panama City Beach, Bay	18
Belleair Bluffs, Pinellas	18
Hillsboro Beach, Broward	18
Nichols, Polk	18
Mount Dora, Orange	18
Webster, Hernando	18
Florida State Univ Admin, Leon	18
Babcock Ranch, Charlotte	18
Lakewood Ranch, Sarasota	18
Tallevast, Manatee	18
Shady Hills, Pasco	17
Hutchinson Island, St. Lucie	17
Missing, Bay	17
Missing, Martin	17
Braden River, Manatee	17

# COVID-19: characteristics of 2,243,501 Florida resident cases

Data through May 13, 2021 verified as of May 14, 2021 at 09:25 AM

Data in this report are provisional and subject to change.

The table below includes the cities and counties of residence for cases in Florida residents based on the patient's ZIP Code. Note that city is not always received as part of the initial notification and may be missing while the case is being investigated.

City and county	Cases
Lake Monroe, Seminole	17
Miami Gardens, Broward	17
Graceville, Holmes	17
Hialeah, Broward	17
Daytona Beach Shores, Volusia	17
Deer Island, Lake	17
Wewahitchka, Calhoun	16
Lake City, Suwannee	16
Woodville, Leon	16
Otter Creek, Levy	16
Watersound, Walton	16
Graham, Bradford	16
Suwannee, Dixie	16
Gulf Hammock, Levy	16
Hernando Beach, Hernando	16
White Springs, Columbia	16
Indian Creek Village, Dade	15
Dade City, Hernando	15
Village Of Palmetto Bay, Dade	15
Eau Gallie, Brevard	15
Saint Lucie West, St. Lucie	15
Orlando, Lake	15
Orlando, Pinellas	15
Winter Garden, Lake	15
Murdock, Charlotte	14
Choctaw Beach, Okaloosa	14
Wahneta, Polk	14
Durant, Hillsborough	14
Laurel Hill, Walton	14
Virginia Gardens, Dade	14
Kingsley Lake, Bradford	14
Copeland, Collier	14
Los Angeles, Dade	14
Gonzalez, Escambia	13
Steinhatchee, Dixie	13
Umatilla, Marion	13
Mount Plymouth, Lake	13
Holder, Citrus	13
Elfers, Pasco	13
Roseland, Indian River	13
Grandin, Putnam	13
Long Boat Key, Manatee	13
Orlando, Brevard	13
Saint George Island, Franklin	13
Unknown, Dade	13
Alys Beach, Bay	13
Fort Charlotte, Charlotte	13
Gibsonia, Polk	12
East Lake, Marion	12
Redington Beach, Pinellas	12
Missing, Sarasota	12
Goldenrod, Seminole	12
Captiva, Lee	12
Leisure City, Dade	12
Citrus Hills, Citrus	12
Fanning Springs, Gilchrist	12
Missing, Putnam	12
Naples, Lee	12
Rosemary Beach, Walton	12

# COVID-19: characteristics of 2,243,501 Florida resident cases

Data through May 13, 2021 verified as of May 14, 2021 at 09:25 AM

Data in this report are provisional and subject to change.

The table below includes the cities and counties of residence for cases in Florida residents based on the patient's ZIP Code. Note that city is not always received as part of the initial notification and may be missing while the case is being investigated.

City and county	Cases
Pensacola Beach, Escambia	12
Cypress, Jackson	11
Greenville, Taylor	11
Day, Lafayette	11
Deerfield Beach, Palm Beach	11
Missing, Polk	11
Sea Ranch Lakes, Broward	11
Telogia, Liberty	10
Missing, Taylor	10
Barberville, Volusia	10
Innovation, Pasco	10
University Park, Manatee	10
Worthington Springs, Union	10
Seacrest, Walton	10
Briny Breezes, Palm Beach	10
Basinger, Okeechobee	10
Perrine, Dade	10
Orlando, Leon	10
Orlando, Duval	10
Haines Creek, Lake	10
Forest City, Seminole	10
Missing, Nassau	10
Ozona, Pinellas	10
Rubonia, Manatee	10
Ybor City, Hillsborough	9
Lamont, Madison	9
Lloyd, Jefferson	9
Saint Augustine, Duval	9
West Delray Beach, Palm Beach	9
Grant Valkaria, Brevard	9
High Springs, Columbia	9
Nobleton, Hernando	9
Pine Ridge, Citrus	9
Beverly Beach, Flagler	9
Saint Augustine Beach, St. Johns	9
Putnam Hall, Putnam	9
Ferndale, Lake	9
Cottdendale, Washington	9
Scottsmeer, Brevard	9
Palma Sola, Manatee	9
Missing, Clay	8
Jerome, Collier	8
Ponce De Leon, Walton	8
Fairfield, Marion	8
Cross Creek, Alachua	8
Missing, Jackson	8
Indian Shores, Pinellas	8
Quail Heights, Dade	8
Palm City, St. Lucie	8
Seybold, Dade	8
White City, Gulf	8
Anastasia Island, St. Johns	8
Salem, Taylor	8
Oneco, Manatee	8
Orange Springs, Marion	8
Weirsdale, Lake	8
Evinston, Alachua	8
Keystone Heights, Bradford	8
Morrison, Marion	7

# COVID-19: characteristics of 2,243,501 Florida resident cases

Data through May 13, 2021 verified as of May 14, 2021 at 09:25 AM

Data in this report are provisional and subject to change.

The table below includes the cities and counties of residence for cases in Florida residents based on the patient's ZIP Code. Note that city is not always received as part of the initial notification and may be missing while the case is being investigated.

City and county	Cases
Orlando, Pasco	7
Longboat Key, Sarasota	7
Inglis, Citrus	7
Fernandina, Nassau	7
East Rockland Key, Monroe	7
Missing, Flagler	7
Orange Park, Duval	7
Port Saint John, Brevard	7
Switzerland, St. Johns	7
Maitland, Volusia	7
Aripeka, Pasco	7
Valkaria, Brevard	7
River Ranch, Polk	7
Niceville, Walton	7
Okeechobee, Glades	7
Orlando, Alachua	7
Punta Gorda, Lee	6
Deland, Lake	6
Holt, Santa Rosa	6
Inlet Beach, Bay	6
Missing, Leon	6
Missing, Hernando	6
Orlando, Flagler	6
Orlando, Marion	6
Oklawaha, Marion	6
Shady Grove, Taylor	6
Sunny Hills, Washington	6
Port Salerno, Martin	6
Ridge Manor Estates, Sumter	6
Winter Park, Polk	6
Winderemere, Orange	6
Maitland, Hillsborough	6
Lake Worth, Broward	6
Grove City, Charlotte	6
Coco River, Collier	6
Eglin, Okaloosa	6
Bruce, Holmes	6
Missing, Walton	6
Labelle, Lee	6
Point Washington, Walton	6
Mayport Naval Station, Duval	6
Lake Butler, Bradford	6
Maitland, Osceola	6
Missing, Unknown	6
Bradenton, Sarasota	6
Ocoee, Lake	6
Miramar, Dade	6
Missing, Osceola	6
Duck Key, Monroe	6
Newberry, Gilchrist	6
San Carlos Park, Lee	6
Miccosukee, Leon	6
Glenwood, Volusia	6
Clarcona, Orange	6
Orchid, Indian River	6
Okeechobee, Osceola	5
Cape Haze, Charlotte	5
Bayou George, Bay	5
Boynton Beach, Broward	5

# COVID-19: characteristics of 2,243,501 Florida resident cases

Data through May 13, 2021 verified as of May 14, 2021 at 09:25 AM

Data in this report are provisional and subject to change.

The table below includes the cities and counties of residence for cases in Florida residents based on the patient's ZIP Code. Note that city is not always received as part of the initial notification and may be missing while the case is being investigated.

City and county	Cases
Fort Lauderdale, Palm Beach	5
Jacksonville Naval Air Station, Duval	5
Okeechobee, Martin	5
Orlando, Manatee	5
Pompano Beach, Palm Beach	5
Passport, Unknown	5
Wakulla Springs, Wakulla	5
Cypress Gardens, Polk	5
Island Grove, Alachua	5
Jonesville, Alachua	5
Missing, Alachua	5
Delray Beach, Broward	5
Alys Beach, Walton	5
Seacrest, Bay	5
Williston, Marion	5
Missing, Highlands	5
Missing, Columbia	5
Ebro, Bay	5
Highland Park, Polk	5
Los Angeles, Broward	5
Westchester, Dade	5
Mid Florida, Seminole	5
Ocean Breeze, Martin	5
Milton, Escambia	5
Jacksonville, Clay	5
Greenville, Jefferson	5
Mayport, Duval	5
Clermont, Polk	5
Pass, Unknown	5
Stuart, St. Lucie	5
Lake Geneva, Clay	5
Miami, Palm Beach	5
Loxahatchee Groves, Palm Beach	4
Live Oak, Madison	4
West Bradenton, Manatee	4
Marina Del Rey, Dade	4
Melrose, Bradford	4
Jacksonville, Dade	4
Arcadia, Hillsborough	4
Lake Harbor, Palm Beach	4
Glen Ridge, Palm Beach	4
Coconut Creek, Palm Beach	4
Orem, Palm Beach	4
Sandestin, Walton	4
Pompano Beach, Dade	4
Bella Collina, Lake	4
Bonnie, Dade	4
El Jobean, Charlotte	4
Marathon Shores, Monroe	4
Hinsdale, Manatee	4
International Service Center, Dade	4
Indian Rock Beach, Pinellas	4
Cape San Blas, Gulf	4
Bowling Green, Polk	4
Plantation Key, Monroe	4
North Miami Beach, Broward	4
Branford, Gilchrist	4
Clewiston, Palm Beach	4
Conch Key, Monroe	4

# COVID-19: characteristics of 2,243,501 Florida resident cases

Data through May 13, 2021 verified as of May 14, 2021 at 09:25 AM

Data in this report are provisional and subject to change.

The table below includes the cities and counties of residence for cases in Florida residents based on the patient's ZIP Code. Note that city is not always received as part of the initial notification and may be missing while the case is being investigated.

City and county	Cases
North Fort Myers, Charlotte	4
Sharpes, Brevard	4
Sugarloaf, Monroe	4
Wacissa, Jefferson	4
Lazy Lake, Broward	4
Lamont, Taylor	4
Land O Lakes, Hillsborough	3
Lady Lake, Marion	3
Homeless, Hillsborough	3
Jacksonville , Duval	3
Brooklyn, Broward	3
Ft Pierce, St. Lucie	3
Westville, Walton	3
Orlo Vista, Orange	3
Pembroke Lakes, Broward	3
Milligan, Okaloosa	3
Sorrento, Orange	3
Stuart, Palm Beach	3
University Of Central Fl, Hillsborough	3
Coraopolis, Citrus	3
Champions Gate, Osceola	3
Chicago, Lee	3
Dearborn, Dade	3
Bristol, Calhoun	3
Aventura, Broward	3
Jacksonville, Alachua	3
Marina Del Rey, Broward	3
Monticello, Madison	3
Samoset, Manatee	3
Vernon, Bay	3
Apopka, Lake	3
Crestview, Walton	3
Cross Key, Monroe	3
Fernandina Beach, Duval	3
Fpo, Duval	3
Green Cove Springs, Duval	3
Mayport Naval Housing, Duval	3
Julington Creek, St. Johns	3
Jupiter Island, Martin	3
Kathleen, Pasco	3
Marco Island, Lee	3
Mims, Volusia	3
Miami Beach, Unknown	3
Missing, Washington	3
Ocean Reef Club, Monroe	3
Alford, Washington	3
Altamonte Springs, Orange	3
Port St. Lucie, St. Lucie	3
Orlando, Escambia	3
Pass-A-Grille, Pinellas	3
Winter Park, Volusia	3
Vero Beach, St. Lucie	3
Pp, Dade	3
Woodside, Broward	3
Wimauma, Manatee	3
Brewton, Escambia	3
Apopka, Broward	3
Lanark Village, Franklin	3
Maitland, Polk	3



# COVID-19: characteristics of 2,243,501 Florida resident cases

Data through May 13, 2021 verified as of May 14, 2021 at 09:25 AM

Data in this report are provisional and subject to change.

The table below includes the cities and counties of residence for cases in Florida residents based on the patient's ZIP Code. Note that city is not always received as part of the initial notification and may be missing while the case is being investigated.

City and county	Cases
Inverness, Polk	3
Pass, Dade	3
Vero Beach, Brevard	3
Miami Shores, Broward	3
Pineland, Lee	3
Tampa Palms, Hillsborough	3
Tampa, Pinellas	3
Tarpon Springs, Pasco	3
Winter Garden, Seminole	3
Clermont, Orange	3
Ludlam, Dade	3
Laurel, Sarasota	3
West Palm Beach, Broward	3
Wildwood, Marion	3
Village Of Golf, Palm Beach	3
Palm Coast, Volusia	3
Port Saint Lucie, Martin	3
Saint Augusaintine Beach, St. Johns	3
Saint Petersburg, Hillsborough	3
Lynbrook, Broward	3
Loxahatchee, Broward	3
Miami, Orange	3
Lakeland, Hillsborough	3
Lake City, Duval	3
Immokalee, Lee	3
Hallandale Beach, Dade	3
Bradington, Manatee	3
Blountstown, Liberty	3
Blountstown, Jackson	2
Alligator Point, Franklin	2
Crawfordville, Leon	2
Eatonville, Lake	2
Lawtey, Union	2
Miami, Hillsborough	2
Lutz, Pinellas	2
Lehigh Acres, Dade	2
Los Angeles, Okaloosa	2
Louisville, Manatee	2
Phoenix, Lake	2
Orlando, Unknown	2
Opa Locka, Broward	2
None, Dade	2
Navarre, Okaloosa	2
Mount Pleasant, Gadsden	2
University Of Central Florida, Brevard	2
Seven Springs, Pasco	2
West Villages, Sarasota	2
Upper Key Largo, Monroe	2
Zellwood, Lake	2
Lecanto, Marion	2
Lake Helen, Orange	2
Maitland, Leon	2
Melrose, Alachua	2
Fort Pierce, Martin	2
Fort Myers, Collier	2
Doctors Inlet, Clay	2
Bronx, Seminole	2
Bonifay, Jackson	2
Bonnie, Duval	2

# COVID-19: characteristics of 2,243,501 Florida resident cases

Data through May 13, 2021 verified as of May 14, 2021 at 09:25 AM

Data in this report are provisional and subject to change.

The table below includes the cities and counties of residence for cases in Florida residents based on the patient's ZIP Code. Note that city is not always received as part of the initial notification and may be missing while the case is being investigated.

City and county	Cases
Bonnie, Sarasota	2
West Palm Beach, Dade	2
Weston, Dade	2
Winter Park, Leon	2
Orlando, Charlotte	2
Palm Springs North, Dade	2
Redland, Dade	2
St John, Broward	2
Olustee, Baker	2
Orlando, Santa Rosa	2
West Point, Lee	2
University Of Central Florida, Broward	2
Saint Teresa, Wakulla	2
Miamt, Dade	2
North Miami, Broward	2
Orlando, Okaloosa	2
Knoxville, Escambia	2
Maitland, Pasco	2
Homeless, Dade	2
Florida Power & Light Co, Dade	2
Amelia City, Nassau	2
Alligator Point, Wakulla	2
Casselberry, Orange	2
Chipley, Jackson	2
Maitland, Lake	2
Killarney, Orange	2
Jan Phyl Village, Polk	2
Hialeah Lakes, Dade	2
Hialeah, Orange	2
Moore Haven, Hendry	2
Naples, Broward	2
Cassadaga, Volusia	2
Fort Walton Beach, Walton	2
Duke Field Air Force Station, Okaloosa	2
Dunnellon, Levy	2
Yalhala, Lake	2
Pp, Unknown	2
Provo, Broward	2
University Of Central Florida, Palm Beach	2
University Of Central Florida, Pinellas	2
Sumatra, Liberty	2
Pensacola, Santa Rosa	2
Tampa, Duval	2
Venice, Dade	2
Winter Springs, Orange	2
Windermere, Hillsborough	2
Pompano Beach, Osceola	2
Port Charlotte, Lee	2
Sand Lake, Orange	2
Swansea, Lee	2
Union, Manatee	2
University Of Central Fl, Seminole	2
At Large, Broward	2
Boys Ranch, Suwannee	2
Eatonville, Polk	2
Okeechobee, Highlands	2
New Port Richey, Hillsborough	2
Miami, Martin	2
Long Beach, Orange	2

# COVID-19: characteristics of 2,243,501 Florida resident cases

Data through May 13, 2021 verified as of May 14, 2021 at 09:25 AM

Data in this report are provisional and subject to change.

The table below includes the cities and counties of residence for cases in Florida residents based on the patient's ZIP Code. Note that city is not always received as part of the initial notification and may be missing while the case is being investigated.

City and county	Cases
Labelle, Collier	2
Jena, Taylor	2
Fort Pierce, Brevard	2
Marysville, Dade	2
Lake Clarke Shores, Palm Beach	2
Fl State Univ Student, Leon	2
Defuniak Springs, Okaloosa	2
Cibolo, Orange	2
Claysville, Hernando	2
Crescent Beach, Sarasota	2
Callahan, Duval	2
Tampa, Broward	2
Tarpon Springs, Hillsborough	2
Port Canaveral, Brevard	2
South Miami, Broward	2
Monument, Broward	2
Orlando, St. Lucie	2
Melrose, Clay	2
Longview, Dade	2
Kissimmee, Unknown	2
Jacksonville Naval Hospital, Duval	2
Hosford, Calhoun	2
Dfafs, Okaloosa	2
Wauchula, Desoto	2
Yeehaw, Okeechobee	2
Tampa, Hernando	2
Noma, Holmes	2
Sebring, Desoto	2
Saint Lucie Village, St. Lucie	2
Ormond Beach, Flagler	2
Pembroke Pines, Dade	2
Northport, Sarasota	2
Saint Marys, Nassau	2
Port Saint Lucie, Palm Beach	2
Red Bay, Holmes	2
Woodstock, Lee	2
West Lafayette, Broward	2
Windermere, Lake	2
Sutton, Pasco	2
Tequesta, Martin	2
Fort Lauderdale, Alachua	2
Bay Harbor Islands, Unknown	2
Alachua, Duval	2
Carl Fisher, Dade	2
Cross City, Taylor	2
Inwood, Broward	2
Jupiter, Dade	2
Micanopy, Marion	2
Milford, Lee	1
Missing, Okeechobee	1
Monroe Township, Palm Beach	1
Monroe, Lee	1
Moore Haven, Okeechobee	1
Matawan, Palm Beach	1
Mckinney, Broward	1
Miamc, Dade	1
Lake Butler, Alachua	1
Lakeland, Unknown	1
Las Vegas, Palm Beach	1

# COVID-19: characteristics of 2,243,501 Florida resident cases

Data through May 13, 2021 verified as of May 14, 2021 at 09:25 AM

Data in this report are provisional and subject to change.

The table below includes the cities and counties of residence for cases in Florida residents based on the patient's ZIP Code. Note that city is not always received as part of the initial notification and may be missing while the case is being investigated.

City and county	Cases
Ldhl, Broward	1
Longwood, Volusia	1
Leesburg, Seminole	1
Lincoln, St. Lucie	1
Little Neck, Lee	1
Jupiter, St. Lucie	1
Kenilworth, Leon	1
Irvine, Marion	1
Istachatta, Hernando	1
Jacksonville, Orange	1
Jefferson, Dade	1
Jonesboro, Leon	1
Key West, Duval	1
Keys West, Unknown	1
Kingsland, Nassau	1
Knoxville, Bay	1
Homeless, Monroe	1
Homeless, Pinellas	1
Howell, Dade	1
Hudson, Hernando	1
Hoclywsod, Dade	1
Holiday, Pinellas	1
Intrcsion Cty, Osceola	1
Inverness, Marion	1
Indian Rocks Beach, Duval	1
Indiantown, Palm Beach	1
Inglewood, Sarasota	1
Dallas, Hernando	1
Dearborn, Broward	1
Deer Park, Dade	1
Deerfield, Dade	1
Deland, Seminole	1
Carmel, Orange	1
Cedar Springs, Hernando	1
Caracas, Dade	1
Alpharetta, Broward	1
O, Manatee	1
Acworth, Okaloosa	1
Apopka, Clay	1
Asheville, Highlands	1
Astoria, Broward	1
Atmore, Escambia	1
Bartow, Hardee	1
Bel Air, Collier	1
Berryton, Palm Beach	1
Brooklyn, Dade	1
Brooklyn, Lee	1
Bonnie, Broward	1
Boston, Broward	1
Fort Lauderdale, Leon	1
Fort Myers, Sarasota	1
Fort Pierce, Palm Beach	1
Fort White, Clay	1
Erie, Monroe	1
Fisher Island, Unknown	1
Dayton, Lake	1
Daytona Beach, Pinellas	1
East Palatka, Hillsborough	1
Eastpoint, Leon	1

# COVID-19: characteristics of 2,243,501 Florida resident cases

Data through May 13, 2021 verified as of May 14, 2021 at 09:25 AM

Data in this report are provisional and subject to change.

The table below includes the cities and counties of residence for cases in Florida residents based on the patient's ZIP Code. Note that city is not always received as part of the initial notification and may be missing while the case is being investigated.

City and county	Cases
Deltona, Seminole	1
Doral, Unknown	1
Downingtown, Broward	1
Downingtown, Hillsborough	1
Dpo, Santa Rosa	1
Garden City, Alachua	1
Gaylord, Orange	1
Goodrich, Charlotte	1
Gotcha, Orange	1
Greensburg, Palm Beach	1
Harpers Ferry, Palm Beach	1
Haines City, Osceola	1
Hernando, Marion	1
Hialeah, Collier	1
Helen, Bay	1
Topsham, Manatee	1
Town Of Nocatee, St. Johns	1
Troy, Manatee	1
Unkn, Duval	1
Sweetwater, Manatee	1
Syracuse, Polk	1
Tallahassee, Dade	1
Tamarac, Dade	1
Tavares, Orange	1
Waipahu, Santa Rosa	1
Ward, Polk	1
Wellborn, Columbia	1
West Apm Beach, Palm Beach	1
Venetian Islands, Dade	1
Winter Garden, Duval	1
Woodbine, Nassau	1
West Yarmouth, St. Lucie	1
Yulee, St. Johns	1
Zephyrhills, Hillsborough	1
Rileyville, Flagler	1
Saint Joseph, Volusia	1
Russellville, Bay	1
Sagamore Beach, Charlotte	1
Saint Augustine, Broward	1
Saint Cloud, Palm Beach	1
Prattville, Hillsborough	1
Prestonsburg, Bay	1
Quincy, Jackson	1
Rapid City, Broward	1
Petersburg, Manatee	1
Piasa, Putnam	1
San Antonio, Orange	1
Shirley, Flagler	1
Seminole, Leon	1
Suitland, Volusia	1
Sunbright, Palm Beach	1
Oakland, Lee	1
Oldsmar, Hillsborough	1
Olean, Alachua	1
North Palm Beach, Orange	1
Missing, Levy	1
Myakka City, Sarasota	1
New Middletown, Hillsborough	1
New Port Richey, Pinellas	1

# COVID-19: characteristics of 2,243,501 Florida resident cases

Data through May 13, 2021 verified as of May 14, 2021 at 09:25 AM

Data in this report are provisional and subject to change.

The table below includes the cities and counties of residence for cases in Florida residents based on the patient's ZIP Code. Note that city is not always received as part of the initial notification and may be missing while the case is being investigated.

City and county	Cases
Newberry, Marion	1
Newtown, Lake	1
Palmetto Bay, Palm Beach	1
Palmetto, Pasco	1
Parma, Manatee	1
Pass-A-Grille Beach, Pinellas	1
Other, Dade	1
Pembroke Pines, Orange	1
Pensacola, Sumter	1
Perth Amboy, Hillsborough	1
Powell, Lee	1
Randolph, Orange	1
Rivera Beach, Palm Beach	1
Paducah, Manatee	1
Orlando, Jackson	1
Orlando, Lee	1
Panama City, Unknown	1
Ocala, Citrus	1
Ocoee, Unknown	1
Odessa, Dade	1
Nantucket, Palm Beach	1
New Vernon, Palm Beach	1
Oldsray, Manatee	1
Newberry, Levy	1
Saint Augustine, Flagler	1
Port Orange, Brevard	1
Seffenner, Hillsborough	1
Seminole, Lee	1
Sanford, Orange	1
Saint Petersburg, Charlotte	1
Stratford, Broward	1
South Hempstead, Alachua	1
Summerfield, Unknown	1
Sunrtise, Dade	1
Tallahassee, Madison	1
Tallahassee, Pinellas	1
Windermere, Volusia	1
Wtixrat, Dade	1
White Plains, Broward	1
Whites Creek, Leon	1
University Of Central Florida, Lee	1
Trenton, Dixie	1
Toms River, Lee	1
Tourist, Dade	1
Watersound, Bay	1
Vero Beach, Unknown	1
Unk, Duval	1
Ventura, Orange	1
Dover, Lee	1
Davenport, Lake	1
Dayton, Citrus	1
Dayton, Orange	1
Dearborn Heights, Hillsborough	1
Edgewood, Broward	1
Elkton, Putnam	1
Cincinnati, Dade	1
Chesterfield, Broward	1
Carteret, Polk	1
Connellsville, Highlands	1

# COVID-19: characteristics of 2,243,501 Florida resident cases

Data through May 13, 2021 verified as of May 14, 2021 at 09:25 AM

Data in this report are provisional and subject to change.

The table below includes the cities and counties of residence for cases in Florida residents based on the patient's ZIP Code. Note that city is not always received as part of the initial notification and may be missing while the case is being investigated.

City and county	Cases
Armstrong, St. Johns	1
Atl, Brevard	1
Alva, Escambia	1
Andalusia, Escambia	1
Arcadia, Highlands	1
Baker, Santa Rosa	1
Belleville, Palm Beach	1
Belmont, Santa Rosa	1
Blountstown, Broward	1
Bronson, Alachua	1
Brooker, Alachua	1
Brandon, Pinellas	1
Bradenton, Clay	1
Bonita, Lee	1
Bocaraten, Palm Beach	1
Hudson, Pinellas	1
Indian Rock Beach, Palm Beach	1
Hoosick Falls, Broward	1
Interlachen, Duval	1
Kaclsonville, Duval	1
Kechi, Orange	1
Fort Myers, Broward	1
Floral, Okaloosa	1
Forestville, Volusia	1
Gainesville, Okaloosa	1
Hialeahgardens, Dade	1
Hiram, Leon	1
Greenbrier, Bay	1
Greenville, Palm Beach	1
Groveland, Orange	1
Kure Beach, Monroe	1
Lakeland, Palm Beach	1
Leesburg, Broward	1
Longwood, Broward	1
Lucedale, St. Lucie	1
Maccleddy, Duval	1
Mantua, Broward	1
Jacksonville, Nassau	1
Mexico, Orange	1
Miami Gardens, Unknown	1
Middletown, Osceola	1
Mayaguez, Dade	1
Monroe, Hillsborough	1
Missing, Gilchrist	1
Orlando, Walton	1
Oviedo, Lake	1
Orlando, St. Johns	1
Ocala, Duval	1
Orem, Dade	1
Orlando, Citrus	1
Orlando, Collier	1
Orlando, Hernando	1
Morrisville, Palm Beach	1
Myrtle Beach, Broward	1
Nashville, Palm Beach	1
North Brunswick, St. Lucie	1
North Grafton, Dade	1
Notrealville, Polk	1
St Cloud, Orange	1

# COVID-19: characteristics of 2,243,501 Florida resident cases

Data through May 13, 2021 verified as of May 14, 2021 at 09:25 AM

Data in this report are provisional and subject to change.

The table below includes the cities and counties of residence for cases in Florida residents based on the patient's ZIP Code. Note that city is not always received as part of the initial notification and may be missing while the case is being investigated.

City and county	Cases
St Helena Is, Dade	1
Rye, Palm Beach	1
Saint Petersburg, Bay	1
Plantation, Leon	1
Pooler, Broward	1
Pensacola, Dade	1
Panomo City, Bay	1
Parrish, Sarasota	1
Ridgewood, Lee	1
Roayl Palm Beach, Palm Beach	1
Roseville, Broward	1
Punta Gorda, Sarasota	1
Putnam, Putnam	1
Tinley Park, Manatee	1
Twentynine Palms, Broward	1
Vernon, Walton	1
Unknown, Manatee	1
Venezuela, Unknown	1
Waukesha, Volusia	1
Whippany, Volusia	1
Wilmington, Charlotte	1
Windermere, Alachua	1
Winfield, Hillsborough	1
Winter Garden, Unknown	1
Winter Park, Brevard	1
Xifamk, Dade	1
Buffalo, Dade	1
Canton, Duval	1
Brunswick, Polk	1
Bryceville, Duval	1
Bradentom, Manatee	1
Bradenton, Lee	1
Boca Raton, Dade	1
Boca Raton, Madison	1
Bogota, Unknown	1
Bal Harbour, Broward	1
Atlanta, Walton	1
Attalla, Broward	1
Auburn, Palm Beach	1
Autaugaville, Broward	1
Apopka, Volusia	1
Alachua, Suwannee	1
Alafaya, Broward	1
Alafaya, Pinellas	1
Crestview, Broward	1
Clearwater, Leon	1
Charlotte, Alachua	1
Crystal River, Marion	1
Dade City, Unknown	1
Dalecity, Okaloosa	1
Daytona Beach, Orange	1
Deerfield Beach, Polk	1
Dona Vista, Lake	1
East Setauket, Palm Beach	1
El Dorado, Palm Beach	1
Fayetteville, Broward	1
Fellsmere, Brevard	1
Florida City, Unknown	1
Fort Lauderdale, Collier	1



# COVID-19: characteristics of 2,243,501 Florida resident cases

Data through May 13, 2021 verified as of May 14, 2021 at 09:25 AM

Data in this report are provisional and subject to change.

The table below includes the cities and counties of residence for cases in Florida residents based on the patient's ZIP Code. Note that city is not always received as part of the initial notification and may be missing while the case is being investigated.

City and county	Cases
Fort Myers, Alachua	1
Fleming Island, Duval	1
Glen Saint Mary, Duval	1
Golf, Palm Beach	1
Gainesville, Levy	1
Greensboro, Leon	1
Great Neck, Dade	1
Jacksonville, Baker	1
Jacksonville, Marion	1
Jupiter Inlet, Palm Beach	1
Holiday, Hillsborough	1
Immokalee, Walton	1
Lake Forest, Collier	1
Key West, Palm Beach	1
Kilgore, Dade	1
Land O Lakes, Unknown	1
Lawton, Okaloosa	1
Levittown, Palm Beach	1
Lima, Manatee	1
Lima, Volusia	1
Macclenny, Dixie	1
Madison, Jefferson	1
Maitland, Collier	1
Merrick, Palm Beach	1
Metter, Manatee	1
Miami, Osceola	1
Miamiardens, Unknown	1
Miamksaohes, Dade	1
Mokena, Lee	1
Indianapolis, Lee	1
Jupiter, Pinellas	1
Kansas City, Palm Beach	1
Los Angeles, Orange	1
Maitland, Palm Beach	1
Lake In The Hills, Broward	1
Litchfield Park, Monroe	1
Littleton, St. Johns	1
Milford, Bay	1
Milford, Unknown	1
Marianna, Leon	1
Marianna, Washington	1
Mary Esther, Hillsborough	1
Melbourne, Volusia	1
Mattoon, Lee	1
Newaygo, Charlotte	1
North Port, Charlotte	1
Opa Locka, Orange	1
Missing, Franklin	1
Na, Dade	1
Naples, Unknown	1
New Canaan, Dade	1
Eureka, Flagler	1
Evansville, Citrus	1
Denton, Broward	1
Destin, Bay	1
Dpo, Dade	1
Crescent City, Marion	1
Commerce Township, Manatee	1
Crawfordville, Alachua	1

# COVID-19: characteristics of 2,243,501 Florida resident cases

Data through May 13, 2021 verified as of May 14, 2021 at 09:25 AM

Data in this report are provisional and subject to change.

The table below includes the cities and counties of residence for cases in Florida residents based on the patient's ZIP Code. Note that city is not always received as part of the initial notification and may be missing while the case is being investigated.

City and county	Cases
Fort Lauderdale, Lee	1
Fort Myers, Polk	1
Fort Worth, Broward	1
Franklin, Orange	1
Frostproof, Highlands	1
Gainesville, Palm Beach	1
Gainesville, Santa Rosa	1
Glens Falls, Broward	1
Gwynn Oak, Polk	1
Brewster, Palm Beach	1
Brownsville, Escambia	1
Bryant, Palm Beach	1
Bonnie, St. Johns	1
Clearwater, Hillsborough	1
Coal City, Pasco	1
Celebration, Orange	1
Chicago, Broward	1
Austin, Dade	1
Apo, Collier	1
Big Torch Key, Monroe	1
Black, Holmes	1
Boca Raton, Lee	1
8852 Teacher Ln, Pasco	1
Addison, Pasco	1
Apopka, Citrus	1
Apopka, Hillsborough	1
Arabi, Orange	1
Unknown, Duval	1
Upland, Manatee	1
Valrico, Polk	1
Tampa, Citrus	1
Temple, Palm Beach	1
Surfside Beach, Orange	1
Sun City Center, Lee	1
Saint Charles, Orange	1
Saint Petersburg, Duval	1
Saint Petersburg, Manatee	1
St Peterburg, Orange	1
Staten Island, Broward	1
Stiamk, Dade	1
Summerdale, Escambia	1
Scottsdale, Brevard	1
Scottsdale, Palm Beach	1
Pittsburgh, Alachua	1
Playa Del Rey, Palm Beach	1
Plymouth, Pasco	1
Port Saint Lucie, Marion	1
Roswell, Bay	1
Royal Palm, Palm Beach	1
Ruskin, Dade	1
Ruskin, Manatee	1
Pensacola Naval Hospital, Escambia	1
Oviedo, Orange	1
Pace, Escambia	1
Painted Post, Pasco	1
Palatka, Marion	1
Winnetka, Dade	1
Winter Garden, Osceola	1
Winter Haven, Leon	1

# COVID-19: characteristics of 2,243,501 Florida resident cases

Data through May 13, 2021 verified as of May 14, 2021 at 09:25 AM

Data in this report are provisional and subject to change.

The table below includes the cities and counties of residence for cases in Florida residents based on the patient's ZIP Code. Note that city is not always received as part of the initial notification and may be missing while the case is being investigated.

City and county	Cases
Winter Haven, Osceola	1
Winter Park, Duval	1
Winter Park, Palm Beach	1
Winter Springs, Polk	1
Youngstown, Washington	1
West Hollywood, Broward	1
Wakefield, Broward	1
Waverly, Duval	1
Wabasha, Clay	1
Wekiwa Springs, Orange	1
Wildwood, Lee	1
Wilmington, Lee	1
Plant City, Hendry	1
Plant City, Pinellas	1
Plantation, Unknown	1
Richmond Heights, Dade	1
Ridge Manor, Hernando	1
Riverview, Pinellas	1
Rochester, Lee	1
Rosemary Beach, Bay	1
Saint Cloud, Orange	1
Ponce, Orange	1
Port Saint Lucie, Duval	1
Pound Ridge, Leon	1
Orlando, Highlands	1
Orem, Nassau	1
Olando, Orange	1
Parlin, Broward	1
Summerville, Dade	1
Tallahassee, Escambia	1
Telluride, Lee	1
Tinley Park, Lee	1
University Of Central Fl, Dade	1
Stockbridge, Leon	1
Sullivans Island, Dade	1
Tampa, Lee	1
Tampa, Polk	1
Saint Petersburg, Dade	1
San Juan, Osceola	1
San Pedro Sula, Dade	1
Sandy, Duval	1
Southampton, Palm Beach	1
South Otselic, Dade	1
Sevierville, Dade	1
West Lafayette, Desoto	1
West Simsbury, Collier	1
Winter, Pinellas	1
Windermere, Polk	1
Winter Park, Lake	1
Wayne, Dade	1
Downers Grove, St. Lucie	1
Export, Palm Beach	1
Fort Myers, Lake	1
Felda, Palm Beach	1
Flagler Beach, Volusia	1
Flora, Lee	1
Fruitland Park, Sumter	1
Gainesville, Marion	1
Gastonia, Polk	1

# COVID-19: characteristics of 2,243,501 Florida resident cases

Data through May 13, 2021 verified as of May 14, 2021 at 09:25 AM

Data in this report are provisional and subject to change.

The table below includes the cities and counties of residence for cases in Florida residents based on the patient's ZIP Code. Note that city is not always received as part of the initial notification and may be missing while the case is being investigated.

City and county	Cases
Fresno, Pasco	1
Green, Clay	1
Greensburg, Orange	1
Greenville, Monroe	1
Groveland, Broward	1
Gulf Shores, Escambia	1
Clearwater, Highlands	1
Columbia, Orange	1
Coral Gables, Unknown	1
Crestview, Dade	1
Dade City, Polk	1
Darien, Pasco	1
Delrey Beach, Palm Beach	1
Arcadia, Charlotte	1
Aspen, Palm Beach	1
Atl, Broward	1
Atlanta, Broward	1
Aurburndale, Polk	1
Aventura, Unknown	1
Azalea Park, Sarasota	1
Biscayne Park, Broward	1
Alpharetta, Alachua	1
Apalachicola, Leon	1
Brooksville, Columbia	1
Bryn Mawr, Collier	1
Canfield, Duval	1
Naugatuck, Lee	1
Myakka, Duval	1
Newport Beach, Palm Beach	1
North Adams, Manatee	1
North Little Rock, Palm Beach	1
Northville, Broward	1
Ocala, Indian River	1
Ocoee, Broward	1
Ocoee, Polk	1
New Vernon, Sarasota	1
New York, Broward	1
Missing, Hendry	1
Missing, Baker	1
Milford, Palm Beach	1
Minneapolis, Broward	1
Hilliard, Dade	1
Hollywood, Leon	1
Homestead, Monroe	1
Humble, Broward	1
Harrison, Dade	1
Havanna, Gadsden	1
Jacksonville, Flagler	1
Jacksonville, Palm Beach	1
Johns Island, Wakulla	1
Knoxville, Duval	1
Lake City, Volusia	1
Maitland, Unknown	1
Matlacha Island, Lee	1
Melbourne, Dade	1
Melbourne, Orange	1
Miami Beach, Palm Beach	1
Miami Granders, Dade	1
Los Angeles, Polk	1

# COVID-19: characteristics of 2,243,501 Florida resident cases

Data through May 13, 2021 verified as of May 14, 2021 at 09:25 AM

Data in this report are provisional and subject to change.

The table below includes the cities and counties of residence for cases in Florida residents based on the patient's ZIP Code. Note that city is not always received as part of the initial notification and may be missing while the case is being investigated.

City and county	Cases
Lakeland, Pasco	1
Conifer, Lee	1
Clarksboro, Lee	1
ChIPLEY, Holmes	1
Celebration, Palm Beach	1
Chattanooga, Dade	1
Elbow Lake, Palm Beach	1
Dunellen, Dade	1
Eatonville, Seminole	1
Diamond, Highlands	1
Doral, Broward	1
Cutler Bay, Broward	1
Dale City, Dade	1
Daniel Island, Bay	1
Boston, Dade	1
Brewster, Volusia	1
Bryn Mawr, Palm Beach	1
Burkeville, Brevard	1
Camden Wyoming, Duval	1
Boca Raton,, Palm Beach	1
Bear Grass, Palm Beach	1
Azalea Park, Osceola	1
Altamonte, Orange	1
Alva, Collier	1
Amelia Village, Nassau	1
Allentown, Putnam	1
Apple Creek, Citrus	1
Barefoot Beach, Lee	1
Battle Creek, Manatee	1
Avon, Manatee	1
Aventura, Osceola	1
Fortwalton Beach, Okaloosa	1
Garland, Orange	1
Fort Denaud, Glades	1
Fort Meyers, Lee	1
FI State Lot, Leon	1
Flamingo Lodge, Dade	1
Fairless Hills, Broward	1
Everett, Dade	1
Homer, Escambia	1
Havana, Leon	1
Hialeah, Unknown	1
Hickory, Lee	1
Longwood, Orange	1
Lehigh Cares, Lee	1
Live Oak, Columbia	1
Loganville, Orange	1
Lake Mary, Lake	1
Lansdale, Lake	1
Lapeer, Manatee	1
Jeffersonville, Broward	1
Oviedo, Leon	1
Old Town, Gilchrist	1
Opa Locka, Polk	1
Orem, Sarasota	1
Ocean City, Broward	1
Newtown, Dade	1
Miami, Charlotte	1
Miamii, Dade	1

# COVID-19: characteristics of 2,243,501 Florida resident cases

Data through May 13, 2021 verified as of May 14, 2021 at 09:25 AM

Data in this report are provisional and subject to change.

The table below includes the cities and counties of residence for cases in Florida residents based on the patient's ZIP Code. Note that city is not always received as part of the initial notification and may be missing while the case is being investigated.

City and county	Cases
Miami Garden, Unknown	1
Middleburg, Duval	1
Midland, Osceola	1
Missing, Hamilton	1
Missing, Wakulla	1
Monterey, Broward	1
Mumford, Manatee	1
N/A, Duval	1
Naples, Alachua	1
San Antonio, Dade	1
Sanford, Palm Beach	1
Sebastian, Lake	1
Ridgewood, Broward	1
Riverview, Manatee	1
Rochester, Broward	1
Roseland, Palm Beach	1
Republic, Monroe	1
Richmond, Palm Beach	1
Russellville, Hillsborough	1
Saint Augustine, Okaloosa	1
Ponte Vedra Beach, Orange	1
Port Orange , Volusia	1
Port Saint Lucie, Indian River	1
Porter Ranch, Dade	1
Raiford, Bradford	1
Pompano Beach, Alachua	1
University Of Central Fl, Pasco	1
Westerville, Hillsborough	1
Windermere, Okaloosa	1
Winter Garden, Hillsborough	1
Wilton Manors, Dade	1
Wilbur By The Sea, Volusia	1
Willowbrook, Lee	1
Wilmington, Pasco	1
Village Of Palm Springs, Palm Beach	1
Virginia Beach, Alachua	1
Wayne, Palm Beach	1
Webster, Pasco	1
Wekiva Springs, Orange	1
Union City, Bradford	1
Steinhatchee, Alachua	1
Tower Lakes, Lee	1
Tallahassee, Wakulla	1
Tampa, Escambia	1
Tampa, Manatee	1
Tangerine, Lake	1
Woodland Hills, Brevard	1
Youngstown, Calhoun	1
Yulee, Duval	1
Palm Coast, Duval	1
Orlando, Union	1
Ovido, Seminole	1
Oxford, Palm Beach	1
Opalocka, Dade	1
North Canton, Palm Beach	1
Oakland, Leon	1
Ocala, Alachua	1
Okeechobee, St. Lucie	1
Miami, Collier	1

# COVID-19: characteristics of 2,243,501 Florida resident cases

Data through May 13, 2021 verified as of May 14, 2021 at 09:25 AM

Data in this report are provisional and subject to change.

The table below includes the cities and counties of residence for cases in Florida residents based on the patient's ZIP Code. Note that city is not always received as part of the initial notification and may be missing while the case is being investigated.

City and county	Cases
Miami, St. Lucie	1
Marshall, Palm Beach	1
New Richmond, Volusia	1
Steinhatchee, Madison	1
Spring Park, Alachua	1
South Burlington, Orange	1
Sarasota, Charlotte	1
Sarasota, Hillsborough	1
Shannon, Collier	1
Soddy Daisy, Broward	1
Soldotna, Broward	1
Saint Cloud, Lee	1
Saint Johns, Orange	1
San Antonio, Sarasota	1
Sanford, Volusia	1
Rio Dell, Volusia	1
Rochelle, Volusia	1
Port Saint Lucie, Orange	1
Princeton, Alachua	1
Provincetown, Collier	1
Panama City, Walton	1
Perry, Leon	1
Perth Amboy, Monroe	1
Winter Park, Osceola	1
Wood River, Polk	1
Worcester, Palm Beach	1
Wheaton, Lee	1
Wilmington, Broward	1
Wesley Chapel, Alachua	1
Umatilla, Alachua	1
University Of Central Florida, Monroe	1
Tampa, Volusia	1
Tangerine, Seminole	1
Tamarac, Seminole	1
Virginia Beach, Hernando	1
Waco, Broward	1
Washington, Broward	1
Tewksbury, Orange	1
Toms River, Dade	1
Winter Park, Alachua	1
Bronx, Broward	1
Carol Stream, Orange	1
Castleberry, Escambia	1
Buffalo, Palm Beach	1
Bryant, Alachua	1
Alanson, Bay	1
Aollywoss, Dade	1
Apo, Pasco	1
Apopka, Flagler	1
Belleair, Hillsborough	1
Bohealia, Lee	1
Blowing Rock, Polk	1
Dorchester, Orange	1
Estero, Collier	1
Fanning Springs, Levy	1
Felton, Manatee	1
Deland, Polk	1
Cumberland, Palm Beach	1
Dade City, Hillsborough	1

# COVID-19: characteristics of 2,243,501 Florida resident cases

Data through May 13, 2021 verified as of May 14, 2021 at 09:25 AM

Data in this report are provisional and subject to change.

The table below includes the cities and counties of residence for cases in Florida residents based on the patient's ZIP Code. Note that city is not always received as part of the initial notification and may be missing while the case is being investigated.

City and county	Cases
Dallas, Lee	1
De Leon Springs, Putnam	1
Dearborn, Lee	1
Clear Brook, Lee	1
Charlotte, Pasco	1
Crestview, Holmes	1
College Station, Lake	1
Columbus, Brevard	1
Cookeville, Seminole	1
Cooksville, Duval	1
Fort Myers, Dade	1
Floral, Escambia	1
Gainesville, Baker	1
Gilmer, Dade	1
Grassy Key, Monroe	1
Haledon, Dade	1
Jacksonville, Manatee	1
Jamaica, Broward	1
Kingsland, Duval	1
Kissimmee, Brevard	1
Haverford, Hillsborough	1
Herrin, Orange	1
Jersey City, Polk	1
Miamf, Dade	1
Miami G, Dade	1
Marianna, Calhoun	1
Los Angeles, Palm Beach	1
Lyndhurst, Broward	1
Magnolia Square, Osceola	1
Maitland, Alachua	1
Labelle, Dade	1
Lake In The Hills, Columbia	1
Lake Placid, Alachua	1
Lake Worth Beach, Broward	1
Lemoyne, Manatee	1
Lawrence Township, Palm Beach	1
Lander, Citrus	1
Las Vegas, Orange	1
Yukon, Broward	1
Zolfo Springs, Polk	1
Wells, Polk	1
Westbrook, Dade	1
Wichita, Volusia	1
Winder Garden, Orange	1
Windermere, Leon	1
Windermere, Osceola	1
Windermere, Seminole	1
Winter Garden, Broward	1
Winter Garden, Pinellas	1
Winter Park, Broward	1
Sodus, Charlotte	1
Spring Hill , Hernando	1
Spring Hill, Dade	1
Starke, Clay	1
Stone Mountain, Palm Beach	1
Shelton, Manatee	1
Saint Johns, Unknown	1
Sarasota, Flagler	1
Saxis, Lee	1



# COVID-19: characteristics of 2,243,501 Florida resident cases

Data through May 13, 2021 verified as of May 14, 2021 at 09:25 AM

Data in this report are provisional and subject to change.

The table below includes the cities and counties of residence for cases in Florida residents based on the patient's ZIP Code. Note that city is not always received as part of the initial notification and may be missing while the case is being investigated.

City and county	Cases
Schenectady, Polk	1
Sebring, Lee	1
Tulsa, Orange	1
Washington, Unknown	1
Sun City Center, Hardee	1
Tiffin, Highlands	1
Tallahassee, Duval	1
Tampa, Palm Beach	1
Tavares, Marion	1
Temple Terrace, Pasco	1
New Orleans, Palm Beach	1
Newark, Broward	1
Newburgh, Bay	1
Navarre, Dade	1
Orange City, Seminole	1
Orange Park , Duval	1
Ocoee, Osceola	1
Okeechobee, Broward	1
Orlando, Columbia	1
Orlando, Indian River	1
Orem, Broward	1
Old Town, Alachua	1
Omaha, Palm Beach	1
Ona, Manatee	1
North Pole, Seminole	1
North Port, Lee	1
Oviedo, Brevard	1
Orlando, Sarasota	1
Palm Coast, Polk	1
Pacifica, Dade	1
Parker, Dade	1
Parker, Leon	1
Port Everglades, Broward	1
Plantation, Orange	1
Pompano Beach, Martin	1
Saint Petersburg, St. Lucie	1
Sandford, Seminole	1
Rye, Duval	1
Potomac, Palm Beach	1
Rex, Duval	1
Los Angeles, Hardee	1
Lewisburg, Pasco	1
Littleton, Dade	1
Macdill Air Force Base, Hillsborough	1
Miami, Manatee	1
Miami Beach, Broward	1
Manchester, Okaloosa	1
Margate, Dade	1
Marshall, Dade	1
Medford, Palm Beach	1
Middlesburg, Duval	1
Leesburg, Marion	1
Lake City, Hamilton	1
La Grange, Dade	1
Jerusalem, St. Johns	1
Harrison, Pinellas	1
Granada Hills, Broward	1
Guilford, Dade	1
Holly Ridge, Orange	1

# COVID-19: characteristics of 2,243,501 Florida resident cases

Data through May 13, 2021 verified as of May 14, 2021 at 09:25 AM

Data in this report are provisional and subject to change.

The table below includes the cities and counties of residence for cases in Florida residents based on the patient's ZIP Code. Note that city is not always received as part of the initial notification and may be missing while the case is being investigated.

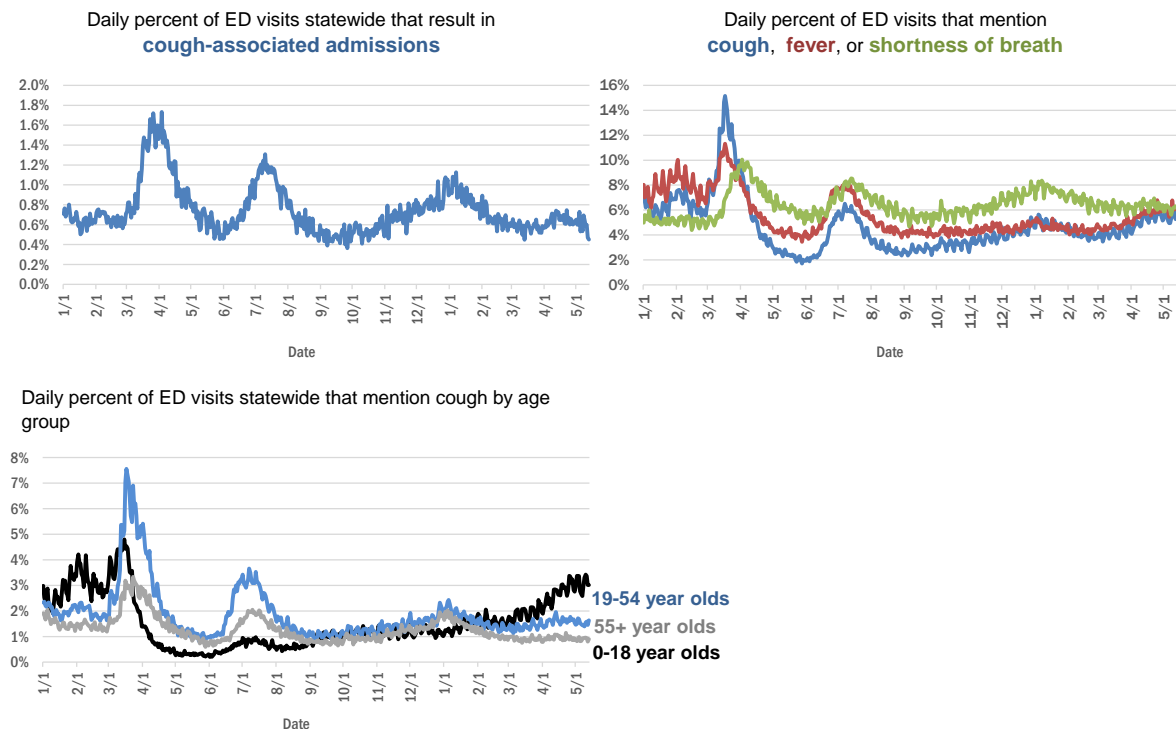
City and county	Cases
Homeless, Polk	1
Homosassa, Hernando	1
Homosassa, Citrus	1
East Hampton, Palm Beach	1
Foley, Escambia	1
Fort Myers, Manatee	1
Fort Myers, Unknown	1
Fort Myers-, Lee	1
Gainesville, Duval	1
Davenport, Orange	1
Daytona Beach, Unknown	1
Deland, St. Lucie	1
Deltona, Orange	1
Cuttler Bay, Dade	1
Cypress, Leon	1
Coconut Creek, Dade	1
Columbus, Dade	1
Conway, Leon	1
Coventry, Broward	1
Altoona, Marion	1
Argyle, Walton	1
Athens, Duval	1
Bogota, Orange	1
Bal Harbor, Dade	1
Bridgeport, Dade	1
Bristol, Broward	1
Bronx, Palm Beach	1
Cambridge, Broward	1
Bradenton, Dade	1
Bradenton, Osceola	1
Clermont, Seminole	1
Clermont, Volusia	1
Clewiston, Glades	1
<b>Total</b>	<b>2,243,501</b>

# COVID-19: additional surveillance information

Data through May 13, 2021 verified as of May 14, 2021 at 09:25 AM

Data in this report are provisional and subject to change.

## Statewide emergency department (ED) chief complaint and admission data



The Electronic Surveillance System for the Early Notification of Community-Based Epidemics (ESSENCE-FL) includes chief complaint data from 211 of 211 Florida EDs. Data are transmitted electronically to ESSENCE-FL daily or hourly.

# COVID-19: testing by laboratory

Data through May 13, 2021 verified as of May 14, 2021 at 09:25 AM

Data in this report are provisional and subject to change.

The numbers in the table below represent the number of Florida and non-Florida residents for whom test results were received by the Department of Health. A person can be tested by more than one laboratory and can have both positive and negative results. **Therefore, the sum of the numbers in each column will be larger than the total number of people tested.**

Reporting lab	Inconclusive	Negative	Positive	Percent positive	Total
CURATIVE LABS	16,714	1,841,220	287,122	13%	2,145,056
LABORATORY CORPORATION OF AMERICA	2,677	1,725,762	233,512	12%	1,961,951
QUEST DIAGNOSTICS	12,532	1,444,380	211,296	13%	1,668,208
BIO REFERENCE LABORATORIES, INC	7,571	993,423	191,246	16%	1,192,240
HELIX	10,912	788,326	136,427	15%	935,665
REALTOX LABS LLC	7,085	634,579	104,150	14%	745,814
NOMI_HEALTH	3,747	616,079	83,510	12%	703,336
RCA LABORATORY SERVICES, LLC/GENETWORX		515,592	57,377	10%	572,969
PALM BEACH BALLPARK		425,573	47,859	10%	473,432
GENETWORX	661	390,596	33,004	8%	424,261
PWNHEALTH	2,401	353,403	48,568	12%	404,372
CDR MAGUIRE - HEALTH CARE CENTER		338,620	51,563	13%	390,183
IMPACT HEALTH BIOMETRIC TESTING, INC	1,055	240,101	28,894	11%	270,050
BPHL-JACKSONVILLE	18	209,057	35,740	15%	244,815
EAST FLORIDA STATE COLLEGE - BREVARD		212,886	26,986	11%	239,872
ADVENTHEALTH LAB	99	197,117	25,219	11%	222,435
FULGENT DIAGNOSTICS LABORATORY	4,255	185,948	21,387	10%	211,590
BPHL-MIAMI	225	180,515	29,279	14%	210,019
NOMI HEALTH LAB SERVICES		172,682	20,009	10%	192,691
MAKO GENOMICS	8,275	147,318	27,142	15%	182,735
AEGIS SCIENCES CORPORATION	1,477	147,136	22,871	13%	171,484
CB SMITH PARK		150,114	18,793	11%	168,907
BAYCARE LABORATORIES LLC	693	153,633	12,741	8%	167,067
MAYO CLINIC LABORATORIES	346	147,654	18,060	11%	166,060
MEMORIAL REGIONAL HOSPITAL SOUTH	31	130,561	25,984	17%	156,576
ORLANDO HEALTH SYSTEM	687	140,465	14,073	9%	155,225
ELABNETWORK	1,059	139,917	12,030	8%	153,006
ASCENSION SACRED HEART HOSPITAL - PENSACOLA	2	119,505	18,209	13%	137,716
BIOCOLLECTIONS WORLDWIDE, INC	780	120,196	13,970	10%	134,946
AKESOGEN		107,477	20,716	16%	128,193
NORTHWEST LABORATORY	247	121,155	6,479	5%	127,881
TESTING MATTERS INC	1,492	105,343	19,875	16%	126,710
BPHL-TAMPA (SPECTRUM BLVD)	46	98,992	18,244	16%	117,282
ADVENT HEALTH LAB	112	101,258	13,955	12%	115,325
UF HEALTH MEDICAL LAB	33	105,307	9,886	9%	115,226
TAMPA GENERAL HOSPITAL	4	104,733	9,968	9%	114,705
MEDICAL DIAGNOSTIC LABORATORIES	977	98,617	14,224	12%	113,818
BAPTIST HEALTH SOUTH FLORIDA	402	92,224	13,568	13%	106,194
DIATHERIX LABORATORIES (VRL EUROFINS)	1	92,157	13,541	13%	105,699
KORVALABS, INC	1,286	92,744	4,755	5%	98,785
SUNPATH MEDICAL DIAGNOSTICS LABORATORY	848	80,891	12,482	13%	94,221
ASCENSION ST VINCENT'S - RIVERSIDE	2	77,316	10,737	12%	88,055
LAKELAND REGIONAL MEDICAL CENTER	293	77,490	9,989	11%	87,772
JACKSON MEMORIAL HOSPITAL CLINICAL LAB	79	74,405	12,575	14%	87,059
SOUTH MIAMI HOSPITAL LAB	483	75,762	10,397	12%	86,642
MINUTECLINIC LLC		69,977	11,502	14%	81,479

# COVID-19: testing by laboratory

Data through May 13, 2021 verified as of May 14, 2021 at 09:25 AM

Data in this report are provisional and subject to change.

The numbers in the table below represent the number of Florida and non-Florida residents for whom test results were received by the Department of Health. A person can be tested by more than one laboratory and can have both positive and negative results. **Therefore, the sum of the numbers in each column will be larger than the total number of people tested.**

Reporting lab	Inconclusive	Negative	Positive	Percent positive	Total
INGENIOUS PERSONALIZED MEDICINE	267	66,197	13,049	16%	79,513
UF HEALTH SHANDS HOSPITAL	544	69,218	4,915	7%	74,677
AMERICAN HEALTH ASSOCIATES	9	67,601	5,481	7%	73,091
APPLIED INGENUITY DIAGNOSTICS LLC		66,041	3,410	5%	69,451
AIT LABORATORIES		56,672	6,938	11%	63,610
BAPTIST HEALTH - JACKSONVILLE	4	57,527	4,273	7%	61,804
GENESIS REFERENCE LABORATORIES		54,730	5,543	9%	60,273
ADVENTIST HEALTH SYSTEMS SUNBELT INC DBA		51,763	6,725	11%	58,488
AMELIA EARTHART		49,093	8,059	14%	57,152
SARASOTA MEMORIAL HOSPITAL MAIN LAB	12	51,927	4,253	8%	56,192
NICKLAUS CHILDREN'S HOSPITAL	74	49,002	5,977	11%	55,053
TALLAHASSEE MEMORIAL HOSPITAL	242	48,534	5,699	10%	54,475
BROWARD GENERAL MEDICAL CENTER-CLINICAL LAB	2	49,117	5,289	10%	54,408
ARUP LABORATORIES	16	50,114	2,926	6%	53,056
FLORIDA HOSPITAL - TAMPA	37	47,675	3,687	7%	51,399
MEDFAST URGENT CARE CENTERS, LLC	20	43,802	6,534	13%	50,356
DWIC OF TAMPA BAY INC		43,443	5,915	12%	49,358
INTEGRATED REGIONAL LABORATORIES LLP	16	41,308	5,745	12%	47,069
VIRACOR EUROFINIS		36,105	9,851	21%	45,956
MILLENNIUM PHYSICIAN GROUP	17	38,199	7,493	16%	45,709
UNIVERSITY OF MIAMI HOSPITAL	160	41,407	4,044	9%	45,611
LEE HEALTH - CAPE CORAL HOSPITAL	3	39,109	6,171	14%	45,283
UF HEALTH JACKSONVILLE	61	39,523	4,404	10%	43,988
ECCO LAB GROUP CO	547	36,747	4,812	11%	42,106
MOUNT SINAI MEDICAL CENTER	15	35,515	3,695	9%	39,225
NORTH FLORIDA REGIONAL MEDICAL CENTER		34,937	3,780	10%	38,717
ST JOSEPHS HOSPITAL LABORATORY	23	34,109	4,243	11%	38,375
NIGHT LITE PEDIATRIC CENTER LLC		34,636	3,550	9%	38,186
BRANDON REGIONAL HOSPITAL		33,201	4,274	11%	37,475
ORANGE COUNTY CONVENTION CENTER		33,330	3,723	10%	37,053
GENESIS MEDICAL LABORATORY	475	30,534	5,272	15%	36,281
STS LAB 2 LLC	6	34,355	1,882	5%	36,243
WALGREENS	38	30,467	5,612	16%	36,117
MIAMI DADE COUNTY		32,091	3,527	10%	35,618
JUPITER MEDICAL CENTER LAB	88	31,552	3,009	9%	34,649
JFK MEDICAL CENTER LAB	1	29,992	3,726	11%	33,719
PALMETTO GENERAL HOSPITAL LAB	3	27,799	5,209	16%	33,011
HOLY CROSS HOSPITAL CLINICAL LAB	1	30,212	2,773	8%	32,986
WATSON CLINIC LLP		25,958	6,066	19%	32,024
AVENTUS BIO LABS	17	27,208	3,672	12%	30,897
CLEVELAND CLINIC TRADITION HOSPITAL		27,185	2,223	8%	29,408
CLEVELAND CLINIC HOSPITAL LAB	4	25,852	2,692	9%	28,548
INFINITY BIOLOGIX LLC (GINKO BIOWORKS)	118	26,970	1,250	4%	28,338
MIAMI BEACH CONVENTION CENTER		26,105	2,110	7%	28,215

# COVID-19: testing by laboratory

Data through May 13, 2021 verified as of May 14, 2021 at 09:25 AM

Data in this report are provisional and subject to change.

The numbers in the table below represent the number of Florida and non-Florida residents for whom test results were received by the Department of Health. A person can be tested by more than one laboratory and can have both positive and negative results. **Therefore, the sum of the numbers in each column will be larger than the total number of people tested.**

Reporting lab	Inconclusive	Negative	Positive	Percent positive	Total
MALABAR MEDICAL WALK IN CLINIC	1	23,582	4,624	16%	28,207
HEALTHLINK DIAGNOSTIC LABORATORIES	301	25,251	2,490	9%	28,042
ACCESS DX LABORATORY	234	24,563	2,162	8%	26,959
MORTON PLANT HOSPITAL-ADLER INSTITUTE	26	23,903	2,903	11%	26,832
SAINT MARY'S MEDICAL CENTER	27	23,036	2,515	10%	25,578
UNITED CLINICAL LABORATORY LLC	3	22,459	2,805	11%	25,267
LAB DIAGNOSTICS LLC	401	19,279	5,391	22%	25,071
DRS CLACK SPENCER WHITE & MCCORMACK PA D/B/A		22,471	2,182	9%	24,653
BAYFRONT HEALTH - ST PETERSBURG	17	21,554	2,716	11%	24,287
PANCARE OF FLORIDA INC		21,314	2,574	11%	23,888
STATLAB_MOBILE	1	20,547	2,064	9%	22,612
NAPLES COMMUNITY HOSPITAL	76	20,058	2,080	9%	22,214
PATIENTS FIRST LAKE ELLA MEDICAL CENTER PA		18,645	3,346	15%	21,991
HOMESTEAD HOSPITAL CLINICAL LABORATORY	27	17,879	3,663	17%	21,569
VISTA CLINICAL DIAGNOSTICS	494	18,821	2,244	10%	21,559
LEESBURG REGIONAL MEDICAL CENTER		18,937	2,556	12%	21,493
CLARITY LAB SOLUTIONS	118	19,173	2,186	10%	21,477
LAWNWOOD REGIONAL MEDICAL CENTER	1	18,892	2,508	12%	21,401
SYNERGY DIAGNOSTIC LABORATORY	98	18,472	2,506	12%	21,076
OSCEOLA REGIONAL MEDICAL CENTER	1	18,484	2,520	12%	21,005
NORTHWEST MEDICAL CENTER	1	18,438	2,476	12%	20,915
ADVENT HEALTH - DAYTONA BEACH	32	18,890	1,790	9%	20,712
MEMORIAL HOSPITAL JACKSONVILLE	8	17,621	2,930	14%	20,559
EXACT SCIENCES LABORATORIES	1	18,177	2,309	11%	20,487
ORANGE PARK MEDICAL CENTER	9	16,908	2,903	15%	19,820
BETHESDA HOSPITAL EAST		17,902	1,710	9%	19,612
LABS ASAP LLC		17,908	1,663	8%	19,571
OAK HILL HOSPITAL		17,320	2,095	11%	19,415
DELRAY MEDICAL CENTER LAB	3	17,389	1,843	10%	19,235
MEMORIAL REGIONAL HOSPITAL CLINICAL LABORATORY	11	17,746	1,154	6%	18,911
MEDRITE MEDICAL CARE, PC	6,840	10,947	1,051	6%	18,838
INDIAN RIVER PATHOLOGY LLC		17,482	1,350	7%	18,832
WEST KENDALL BAPTIST HOSPITAL	14	15,116	3,336	18%	18,466
BAPTIST HEALTH - SOUTH		17,059	1,357	7%	18,416
NEMOURS CHILDRENS HOSPITAL	1	17,304	1,085	6%	18,390
ADVENTHEALTH CENTRA CARE LAKE BUENA VISTA		15,965	2,193	12%	18,158
LARGO MEDICAL CENTER		15,890	1,874	11%	17,764
WINTER HAVEN HOSPITAL CLINICAL LABORATORY	4	15,009	2,645	15%	17,658
HEALTH CENTER AT SINAI RESIDENCES		16,924	506	3%	17,430
MOLECULAR INFECTIOUS DISEASES	664	15,971	747	4%	17,382
MEDICAL CENTER OF TRINITY CLINICAL LABORATORY	2	15,564	1,740	10%	17,306
PALMS WEST HOSPITAL LAB	2	14,952	2,203	13%	17,157
BIOCERNA LABS	461	14,582	2,112	12%	17,155
ACCESS MEDICAL LABORATORIES	4	8,756	8,336	49%	17,096

# COVID-19: testing by laboratory

Data through May 13, 2021 verified as of May 14, 2021 at 09:25 AM

Data in this report are provisional and subject to change.

The numbers in the table below represent the number of Florida and non-Florida residents for whom test results were received by the Department of Health. A person can be tested by more than one laboratory and can have both positive and negative results. **Therefore, the sum of the numbers in each column will be larger than the total number of people tested.**

Reporting lab	Inconclusive	Negative	Positive	Percent positive	Total
NATIONWIDE LABORATORY SERVICES INC	565	14,327	1,893	11%	16,785
THE HEALTHCARE DISTRICT OF PALM BEACH COUNTY	51	14,633	2,063	12%	16,747
FULGENT DIAGNOSTICS	172	15,473	1,009	6%	16,654
UHEALTH CORAL GABLES/LENNAR MED CTR	55	15,385	1,105	7%	16,545
BAPTIST HEALTHCARE - BAPTIST HOSPITAL	6	13,138	3,338	20%	16,482
LEE HEALTH - LEE MEMORIAL HOSPITAL		12,640	3,821	23%	16,461
MERCY HOSPITAL A CAMPUS OF PLANTATION GEN HOSP LAB	1	13,976	2,368	14%	16,345
WELLINGTON REGIONAL MED CTR LAB	6	14,468	1,798	11%	16,272
PRIVA PATH LABS	83	15,066	1,023	6%	16,172
WEST FLORIDA HOSPITAL LAB	2	12,954	3,205	20%	16,161
WESTSIDE REGIONAL MED CTR	2	13,796	2,306	14%	16,104
GOOD SAMARITAN MEDICAL CENTER LAB	2	14,095	1,986	12%	16,083
REGIONAL MEDICAL CENTER BAYONET POINT	2	14,657	1,278	8%	15,937
LEE DAVIS COMMUNITY RESOURCE CENTER		13,608	2,277	14%	15,885
THE VILLAGES REGIONAL HOSPITAL		13,918	1,455	9%	15,373
GULF COAST MEDICAL CENTER MICROLAB		12,036	3,176	21%	15,212
CARDIOPATH	84	13,146	1,930	13%	15,160
AVENTURA HOSPITAL LAB		12,313	2,729	18%	15,042
CORAL GABLES HOSPITAL CLINICAL LABORATORY		12,820	2,136	14%	14,956
NONA SCIENTIFIC	5	11,552	3,175	22%	14,732
CAPITAL REGIONAL MEDICAL CTR		12,071	2,565	18%	14,636
BAPTIST HEALTH SOUTH FLORIDA - WEST KENDALL URGENT CARE		12,220	2,377	16%	14,597
PRECISION HEALTH RESOURCES LLC		13,602	947	7%	14,549
INDIAN RIVER MEDICAL CENTER LAB		13,669	852	6%	14,521
BLAKE MEDICAL CENTER		12,776	1,659	11%	14,435
WEST BOCA MEDICAL CENTER LAB		13,391	1,029	7%	14,420
HALIFAX MEDICAL CENTER LAB	40	12,146	2,075	15%	14,261
LEE HEALTH - HEALTH PARK MEDICAL CENTER		11,987	2,179	15%	14,166
MANATEE MEMORIAL HOSPITAL		12,848	1,168	8%	14,016
PALM BEACH GARDENS MEDICAL CTR LAB		12,438	1,328	10%	13,766
ST ANTHONY'S HOSPITAL LAB	30	11,972	1,670	12%	13,672
FAU		12,484	1,139	8%	13,623
CernerELR_Advent		11,976	1,609	12%	13,585
PHYSICIANS REGIONAL MEDICAL CENTER - PINE RIDGE RD	1	12,256	1,305	10%	13,562
PLANTATION GENERAL HOSPITAL		11,415	2,021	15%	13,436
LAKE CITY MEDICAL CENTER		10,894	2,353	18%	13,247
ST JOSEPHS HOSPITAL	18	11,161	1,904	15%	13,083
FLORIDA HOSPITAL HEARTLAND MED CTR CLINICAL LAB	33	11,397	1,593	12%	13,023
FLORIDA LABORATORY ANALYSIS		11,366	1,579	12%	12,945
FLORIDA MEDICAL CENTER - A CAMPUS OF NORTH SHORE	2	11,313	1,525	12%	12,840
ADVENTHEALTH CENTRA CARE WATERFORD LAKES		10,711	2,084	16%	12,795
PATHNOSTICS	46	10,203	2,473	19%	12,722
GENOVA DIAGNOSTICS LABORATORY	70	11,489	1,137	9%	12,696
LARKIN COMMUNITY HOSPITAL	10	11,074	1,588	13%	12,672
CENTRAL FLORIDA REGIONAL HOSPITAL		11,249	1,297	10%	12,546
JOHNS HOPKINS ALL CHILDREN'S HOSPITAL		11,611	734	6%	12,345

# COVID-19: testing by laboratory

Data through May 13, 2021 verified as of May 14, 2021 at 09:25 AM

Data in this report are provisional and subject to change.

The numbers in the table below represent the number of Florida and non-Florida residents for whom test results were received by the Department of Health. A person can be tested by more than one laboratory and can have both positive and negative results. **Therefore, the sum of the numbers in each column will be larger than the total number of people tested.**

Reporting lab	Inconclusive	Negative	Positive	Percent positive	Total
NORTHSIDE HOSPITAL AND HEART INSTITUTE		11,102	1,168	10%	12,270
ADVENT HEALTH - WESLEY CHAPEL	14	11,105	1,149	9%	12,268
EXPRESS GENE MOLECULAR DIAGNOSTICS LABORATORY	1	10,673	1,586	13%	12,260
DOCTORS HOSPITAL	7	10,361	1,880	15%	12,248
LAKE CITY HM		11,147	988	8%	12,135
BINAXNOW	10	9,185	2,933	24%	12,128
MEASE COUNTRYSIDE LAB	14	10,775	1,339	11%	12,128
COAST DIAGNOSTICS LLC	54	10,724	1,287	11%	12,065
PWN HEALTH	17	9,961	2,086	17%	12,064
VIKOR SCIENTIFIC	49	10,118	1,891	16%	12,058
CORAL SPRINGS MED CTR		10,846	1,167	10%	12,013
HEALTHQUEST ESOTERICS		10,293	1,661	14%	11,954
FLORIDA HOSPITAL WATERMAN LABORATORY	70	10,997	865	7%	11,932
FLORIDA HOSPITAL DELAND	10	10,494	1,416	12%	11,920
ADVENTHEALTH CENTRA CARE ST CLOUD	1	10,159	1,694	14%	11,854
BAPTIST HEALTH SOUTH FLORIDA - COUNTRY WALK URGENT CARE		9,810	2,030	17%	11,840
ST MARKS HOSPITAL LABORATORY B	78	10,627	1,002	9%	11,707
SARKIS CLINICAL TRIALS	25	10,213	1,387	12%	11,625
WEST PALM HOSPITAL LAB		10,705	869	8%	11,574
AMERICAN FAMILY CARE	1	6,971	4,542	39%	11,514
LEON MEDICAL CENTERS LLC		9,168	2,251	20%	11,419
GENE BY GENE, GENOMICS RESEARCH CENTER LAB	44	10,666	708	6%	11,418
SYNERGY LABORATORIES	37	10,082	1,231	11%	11,350
H LEE MOFFITT CANCER CENTER LABORATORY	4	10,894	291	3%	11,189
NCF DIAGNOSTICS & DNA TECHNOLOGIES LAB	276	10,318	572	5%	11,166
FLORIDA HOSPITAL FLAGLER	29	10,113	1,009	9%	11,151
MEDARBOR DIAGNOSTICS	1	9,673	1,161	11%	10,835
OCALA REGIONAL MEDICAL CENTER		9,525	1,299	12%	10,824
FLORIDA HOSPITAL Ocala		9,573	1,143	11%	10,716
BROWARD HEALTH NORTH CLINICAL LABORATORY		9,532	1,172	11%	10,704
LABSTAT LLC	26	10,086	492	5%	10,604
NCH DOWNTOWN NAPLES HOSPITAL	18	9,705	840	8%	10,563
FLORIDA HOSPITAL OF CARROLLWOOD	23	8,939	1,488	14%	10,450
NORTH SHORE MEDICAL CENTER		8,745	1,700	16%	10,445
LARKIN COMMUNITY HOSPITAL INC DBA CARDIOTROPIC		6,819	3,620	35%	10,439
INDIAN RIVER MEDICAL CENTER		9,251	1,143	11%	10,394
ADVENTHEALTH CENTRA CARE CLERMONT		8,923	1,433	14%	10,356
AVECINA MEDICAL	4	6,210	4,120	40%	10,334
LEE HEALTH - GULF COAST MEDICAL CENTER	2	8,467	1,827	18%	10,296
FIRST CHOICE LABORATORY LLC	112	9,544	619	6%	10,275
FLORIDA HOSPITAL ZEPHYRHILLS	10	9,048	1,137	11%	10,195
SANTA ROSA MEDICAL CENTER	2	8,553	1,563	15%	10,118
NCH NORTH NAPLES HOSPITAL	10	9,164	924	9%	10,098
ADVENTHEALTH CENTRA CARE UNIVERSITY	1	8,904	1,192	12%	10,097
P4 CLINICAL, LLC	205	8,821	996	10%	10,022
LEE HEALTH CONVENIENT CARE - PAGE FIELD		8,918	1,054	11%	9,972



# COVID-19: testing by laboratory

Data through May 13, 2021 verified as of May 14, 2021 at 09:25 AM

Data in this report are provisional and subject to change.

The numbers in the table below represent the number of Florida and non-Florida residents for whom test results were received by the Department of Health. A person can be tested by more than one laboratory and can have both positive and negative results. **Therefore, the sum of the numbers in each column will be larger than the total number of people tested.**

Reporting lab	Inconclusive	Negative	Positive	Percent positive	Total
ANNE BATES LEACH EYE HOSPITAL/ ABLEH MICROBIOLOGY LABORATORY	9	9,822	135	1%	9,966
BAPTIST HEALTH - BEACHES		9,243	697	7%	9,940
ADVENTHEALTH CENTRA CARE WINTER PARK		8,870	1,037	10%	9,907
ADVENTHEALTH CENTRA CARE WINTER GARDEN	1	8,760	1,138	11%	9,899
SRQ DRIVE THROUGH		8,944	905	9%	9,849
PARAMOUNT URGENT CARE	4	6,222	3,601	37%	9,827
ST LUCIE MEDICAL CENTER		8,104	1,702	17%	9,806
AVECINA	20	9,009	705	7%	9,734
CLEVELAND CLINIC MARTIN NORTH HOSPITAL		8,681	1,015	10%	9,696
BOSTON HEART DIAGNOSTICS CORP		8,473	1,219	13%	9,692
MINUTECLINIC LLC		8,320	1,346	14%	9,666
PALM BEACH BALL PARK		8,607	1,039	11%	9,646
CLEVELAND CLINIC MARTIN SOUTH HOSPITAL	1	8,572	996	10%	9,569
MEMORIAL HOSPITAL WEST LABORATORY SERVICES	15	8,716	837	9%	9,568
BAPTIST HEALTH SOUTH FLORIDA - MIAMI LAKES URGENT CARE		7,532	2,014	21%	9,546
MEMORIAL HOSPITAL MICRO		8,914	605	6%	9,519
ADVENTHEALTH CENTRA CARE LAKELAND	1	8,190	1,314	14%	9,505
UNIVERSITY HOSPITAL AND MEDICAL CENTER		7,932	1,444	15%	9,376
BAYCARE COMMUNITY HEALTH		9,078	199	2%	9,277
SOUTH BAY HOSPITAL CLINICAL LAB	1	8,296	977	11%	9,274
INFORM DIAGNOSTICS, INC		8,674	530	6%	9,204
ADVENTHEALTH CENTRA CARE HUNTERS CREEK	3	7,837	1,186	13%	9,026
ADVENTHEALTH CENTRA CARE LEE ROAD		8,041	968	11%	9,009
POINCIANA MEDICAL CENTER		7,119	1,890	21%	9,009
CERNERELR_BAYCARE	43	8,320	616	7%	8,979
WEST MARION COMMUNITY HOSPITAL LAB		7,540	1,415	16%	8,955
ADVENTHEALTH EXPRESS CARE		7,423	1,516	17%	8,939
KD MEDICAL CHOICE LLC	5	8,074	774	9%	8,853
ADVENTHEALTH CENTRA CARE SANFORD		7,751	1,095	12%	8,846
QDX PATHOLOGY SERVICES	2	8,407	423	5%	8,832
FLORIDA HOSPITAL FISH MEMORIAL	19	7,517	1,293	15%	8,829
BAYFRONT HEALTH - PORT CHARLOTTE		8,101	671	8%	8,772
LAKEWOOD RANCH MEDICAL CENTER		8,047	679	8%	8,726
ISPM LABS, LLC DBA CAPSTONE DIAGNOSTICS, LLC		8,144	405	5%	8,549
MORTON PLANT-MEASE	5	7,673	843	10%	8,521
ATLANTIS URGENT CARE	12	6,700	1,797	21%	8,509
ADVENTHEALTH CENTRA CARE DR PHILLIPS		7,581	842	10%	8,423
ADVENTHEALTH CENTRA CARE LAKE MARY	2	7,328	1,076	13%	8,406
ADVENTHEALTH CENTRA CARE APOPKA	1	7,205	1,196	14%	8,402
EGLIN AIR FORCE BASE	14	6,526	1,794	22%	8,334
HIALEAH HOSPITAL	4	6,500	1,811	22%	8,315
BAPTIST HEALTH SOUTH FLORIDA - WESTCHESTER URGENT CARE		6,872	1,441	17%	8,313
AVECINA MEDICAL OAKLEAF	3	6,977	1,330	16%	8,310
EMERALD COAST URGENT CARE		6,568	1,741	21%	8,309
ARCPPOINT LABS OF FORT MYERS	5	7,345	959	12%	8,309
ADVENTHEALTH CENTRA CARE MOUNT DORA		7,066	1,240	15%	8,306

# COVID-19: testing by laboratory

Data through May 13, 2021 verified as of May 14, 2021 at 09:25 AM

Data in this report are provisional and subject to change.

The numbers in the table below represent the number of Florida and non-Florida residents for whom test results were received by the Department of Health. A person can be tested by more than one laboratory and can have both positive and negative results. **Therefore, the sum of the numbers in each column will be larger than the total number of people tested.**

Reporting lab	Inconclusive	Negative	Positive	Percent positive	Total
SPORTS DRUG TESTING LABORATORY	154	7,892	228	3%	8,274
ADVENTIST HEALTH SYSTEMS, SUNBELT INC		7,141	1,130	14%	8,271
CERNERELR_BAPTISTMIAMI	31	7,313	862	11%	8,206
ADVENTHEALTH CENTRA CARE KISSIMMEE		7,325	853	10%	8,178
MINUTECLINIC LLC #1067		6,973	1,140	14%	8,113
BAPTIST HEALTH SOUTH FLORIDA - DORAL URGENT CARE		6,487	1,555	19%	8,042
OVIEDO MEDICAL CENTER		7,143	810	10%	7,953
WELLINGTON REGIONAL MEDICAL CENTER		7,275	631	8%	7,906
HOLMES REG MED CENTER CLINICAL LAB		7,005	804	10%	7,809
EMPIRE CITY LABORATORIES INC	99	6,610	1,097	14%	7,806
BAPTIST HEALTH - NASSAU		7,421	378	5%	7,799
ADVENTHEALTH CENTRA CARE ALTAMONTE		6,767	966	12%	7,733
DYNIX DIAGNOSTIX		6,931	745	10%	7,676
MEDEXPRESS URGENT CARE OF BOYNTON BEACH LLC		7,018	628	8%	7,646
COMMUNITY HEALTH CENTERS OF PINELLAS INC	2	6,230	1,413	18%	7,645
GENOSUR LLC	26	7,468	99	1%	7,593
MINUTECLINIC LLC #8396		6,447	1,136	15%	7,583
NCH NORTH NAPLES HOSPITAL LAB	15	6,733	833	11%	7,581
ST PETERSBURG GENERAL HOSPITAL		6,488	1,081	14%	7,569
IMPERIAL POINT MEDICAL CENTER		6,890	654	9%	7,544
SUNCOAST PATHOLOGY ASSOCIATES		6,896	624	8%	7,520
PARAMOUNT URGENT CARE INC	1	4,986	2,529	34%	7,516
MEDEXPRESS URGENT CARE HUDSON		6,454	1,044	14%	7,498
MEDEXPRESS URGENT CARE	2	5,204	2,238	30%	7,444
MINUTECLINIC		6,291	1,072	15%	7,363
ADVENT HEALTH - HEART OF FLORIDA ER	1	6,385	975	13%	7,361
ADVENTHEALTH CENTRA CARE AZALEA PARK		6,257	1,053	14%	7,310
HOLIDAY CVS LLC		6,869	408	6%	7,277
PHARMCO RX	2	6,863	339	5%	7,204
SPECTOR SCIENTIFIC LAB	21	6,059	1,106	15%	7,186
AVERO DIAGNOSTICS - IRVING	11	6,690	478	7%	7,179
AHCC WESLEY CHAPEL		6,312	831	12%	7,143
ST JOSEPHS NORTH HOSPITAL LAB	7	6,054	1,040	15%	7,101
CLINICAL REFERENCE LABORATORY	2	6,712	371	5%	7,085
ADVENTHEALTH CENTRA CARE OVIEDO		6,095	977	14%	7,072
MINUTE CLINIC LLC		6,164	895	13%	7,059
ACUTIS DIAGNOSTICS	171	5,732	1,155	16%	7,058
UNKNOWN	6	3,544	3,491	50%	7,041
FORT WALTON BEACH MEDICAL CENTER		6,042	950	14%	6,992
FLORIDA FAMILY LABORATORY, INC DBA	62	6,393	500	7%	6,955
MINUTECLINIC LLC #3703		5,651	1,303	19%	6,954
FLORIDA COMMUNITY HEALTH CENTER		5,565	1,306	19%	6,871
FLORIDA HOSPITAL NORTH PINELLAS	11	6,294	542	8%	6,847
LUMINUS DIAGNOSTICS		6,285	562	8%	6,847
SOLARIS DIAGNOSTICS	11	6,208	611	9%	6,830
RAULERSON HOSPITAL		5,894	888	13%	6,782

# COVID-19: testing by laboratory

Data through May 13, 2021 verified as of May 14, 2021 at 09:25 AM

Data in this report are provisional and subject to change.

The numbers in the table below represent the number of Florida and non-Florida residents for whom test results were received by the Department of Health. A person can be tested by more than one laboratory and can have both positive and negative results. **Therefore, the sum of the numbers in each column will be larger than the total number of people tested.**

Reporting lab	Inconclusive	Negative	Positive	Percent positive	Total
ANGEL KIDS PEDIATRICS		6,418	362	5%	6,780
MEDCOMP SCIENCES LLC	144	4,416	2,117	32%	6,677
VISTA CLINICAL	8	3,911	2,727	41%	6,646
DOCTORS URGENT CARE LLC	1	5,427	1,192	18%	6,620
MICROGEN DX	4	5,800	732	11%	6,536
PUTNAM COMMUNITY MEDICAL CENTER		5,676	797	12%	6,473
LABORATORY OF FLORIDA LLC	41	5,847	572	9%	6,460
ADVENTHEALTH CENTRA CARE LONGWOOD		5,633	824	13%	6,457
BAPTIST HEALTH SOUTH FLORIDA - PEMBROKE PINES URGENT CARE		5,343	1,099	17%	6,442
ADVENTHEALTH CENTRA CARE SOUTH ORANGE		5,540	899	14%	6,439
NORTHWEST FLORIDA COMMUNITY HOSPITAL	47	4,906	1,482	23%	6,435
ADVENTHEALTH CENTRA CARE PORT ORANGE		5,420	973	15%	6,393
ADVENTHEALTH CENTRA CARE ORANGE LAKE		5,571	789	12%	6,360
DOCTORS URGENT CARE OF LUTZ LLC	1	5,171	1,180	19%	6,352
URGENT CARE OF THE PALM BEACHES		5,278	1,045	17%	6,323
PEDIATRIC HEALTH CARE ALLIANCE PA		5,800	510	8%	6,310
SOUTH FLORIDA BAPTIST HOSPITAL MICRO	4	5,233	1,068	17%	6,305
MEDIPATH LLC		5,674	591	9%	6,265
PRO CLINIC		5,164	1,099	18%	6,263
ADVENTHEALTH CENTRA CARE SAND LAKE		5,526	687	11%	6,213
MEDEXPRESS URGENT CARE - GOLDEN GATE		5,451	761	12%	6,212
COASTAL MED URGENT CARE		4,575	1,602	26%	6,177
ALTRU DIAGNOSTICS INC	5	5,827	294	5%	6,126
HEALTH FIRST ADVENTHEALTH CENTRA CARE - TITUSVILLE		5,151	924	15%	6,075
MEDEXPRESS URGENT CARE - ROYAL PALM BEACH		5,378	671	11%	6,049
BAPTIST HEALTH - NORTH		4,872	1,174	19%	6,046
ADVENTHEALTH CENTRA CARE LEESBURG		4,981	1,064	18%	6,045
MEDEXPRESS URGENT CARE - ESTERO		5,362	642	11%	6,004
BAYFRONT HEALTH - VENICE REGIONAL MEDICAL	1	5,374	537	9%	5,912
PALMS OF PASADENA HOSPITAL		5,297	593	10%	5,890
MINUTECLINIC LLC # 0709		4,965	910	15%	5,875
BAPTIST HEALTH SOUTH FLORIDA - KENDALE LAKES URGENT CARE		4,707	1,089	19%	5,796
URGENT CARE CURE	2	4,951	792	14%	5,745
WESTCHESTER HOSPITAL	23	4,706	1,010	18%	5,739
MEDICAL DNA LABS LLC	3	5,199	497	9%	5,699
SUNRISE MEDICAL LABORATORIES	2	5,278	411	7%	5,691
DOCTORS HOSPITAL OF SARASOTA CLINICAL LABORATORY		4,969	715	13%	5,684
THE CENTER FOR URGENT CARE	3	4,766	905	16%	5,674
PARAMOUNT URGENT CARE - WINDERMERE	3	3,830	1,841	32%	5,674
MEDEXPRESS URGENT CARE PALM BEACH GARDENS		5,141	530	9%	5,671
TALLAHASSEE PRIMARY CARE ASSOCIATES		5,042	629	11%	5,671
ADVENTHEALTH CENTRA CARE WINTER HAVEN	1	4,368	1,267	22%	5,636
HEALTH FIRST ADVENTHEALTH CENTRA CARE GATEWAY	1	5,066	565	10%	5,632
ESCAMBIA COMMUNITY CLINICS INC	8	4,279	1,333	24%	5,620
BAPTIST HEALTH SOUTH FLORIDA - TAMiami TRAIL URGENT CARE		4,529	1,086	19%	5,615
HIGHLANDS REGIONAL MEDICAL CENTER		4,722	878	16%	5,600

# COVID-19: testing by laboratory

Data through May 13, 2021 verified as of May 14, 2021 at 09:25 AM

Data in this report are provisional and subject to change.

The numbers in the table below represent the number of Florida and non-Florida residents for whom test results were received by the Department of Health. A person can be tested by more than one laboratory and can have both positive and negative results. **Therefore, the sum of the numbers in each column will be larger than the total number of people tested.**

Reporting lab	Inconclusive	Negative	Positive	Percent positive	Total
MEDEXPRESS URGENT CARE - LAKE LAND		4,889	692	12%	5,581
BAPTIST HEALTH SOUTH FLORIDA - CORAL SPRINGS URGENT CARE		4,777	788	14%	5,565
BAYFRONT HEALTH - SEVEN RIVERS		5,005	475	9%	5,480
TROPICANA FIELD - LOT 2	19	4,935	495	9%	5,449
QUICK CARE MED PL	2	4,590	812	15%	5,404
BAPTIST HEALTH SOUTH FLORIDA - PINECREST URGENT CARE		4,576	756	14%	5,332
BAYFRONT HEALTH - BROOKSVILLE		4,748	563	11%	5,311
ADVENTHEALTH PROMPT CARE	2	3,933	1,362	26%	5,297
BAPTIST HEALTH SOUTH FLORIDA - CORAL GABLES URGENT CARE		4,387	880	17%	5,267
MARTIN HOSPITAL SOUTH LAB		4,966	293	6%	5,259
BETHESDA HOSPITAL WEST		4,708	530	10%	5,238
MINUTECLINIC LLC #3662		4,460	773	15%	5,233
BAPTIST HEALTH SOUTH FLORIDA - PALMETTO BAY URGENT CARE		4,375	834	16%	5,209
BAYFRONT HEALTH - SPRING HILL		4,775	433	8%	5,208
BAPTIST HEALTH SOUTH FLORIDA - CORAL GABLES (UNIVERSITY) URGENT CARE		4,471	722	14%	5,193
MINUTECLINIC LLC #3463		4,351	842	16%	5,193
FLAGLER HOSPITAL LABORATORY	8	4,046	1,136	22%	5,190
VENTURE MEDICAL OF FLORIDA LLC		4,764	419	8%	5,183
TRINITY SPRINGS		4,436	729	14%	5,165
MINUTECLINIC LLC # 3930		4,407	706	14%	5,113
MINUTECLINIC LLC #1771		4,305	777	15%	5,082
BAYFRONT HEALTH - PUNTA GORDA		4,657	377	7%	5,034
BAYFRONTVENICEREGIONAL		4,864	164	3%	5,028
ASCENSION SACRED HEART - EMERALD COAST		4,197	794	16%	4,991
ADVENTHEALTH CENTRA CARE COLONIAL TOWN	2	4,432	549	11%	4,983
MEASE DUNEDIN HOSPITAL	5	4,403	537	11%	4,945
MINUTECLINIC LLC #3631		4,223	710	14%	4,933
DESOTO MEMORIAL HOSPITAL	3	4,102	826	17%	4,931
MINUTECLINIC LLC #5253		4,089	837	17%	4,926
MINUTECLINIC LLC 5852		4,247	660	13%	4,907
PREMIER URGENT CARE OF BREVARD LLC	4	4,288	593	12%	4,885
MINUTECLINIC LLC #7225		4,127	732	15%	4,859
MEDEXPRESS URGENT CARE CAPE CORAL		4,135	684	14%	4,819
ENGLEWOOD COMMUNITY HOSPITAL		4,390	414	9%	4,804
ADVENTIST HEALTH SYSTEMS SUNBELT IN DBA		4,243	559	12%	4,802
MINUTECLINIC LLC #5249		3,922	839	18%	4,761
MINUTECLINIC LLC # 0514		4,158	592	12%	4,750
MEMORIAL HOSPITAL- MIRAMAR	12	4,393	329	7%	4,734
TWIN CITIES HOSPITAL	1	4,184	538	11%	4,723
MOFFITT CANCER CENTER	6	4,576	105	2%	4,687
LAKE SIDE MEDICAL CENTER		3,765	873	19%	4,638
MINUTECLINIC LLC #5190		3,844	794	17%	4,638
PALMS MEDICAL GROUP	5	3,199	1,430	31%	4,634
US BIOTEK LABORATORIES	15	4,248	370	8%	4,633
MINUTECLINIC LLC #5854		3,861	758	16%	4,619
NIGHT LITE PEDIATRICS	4	3,346	1,262	27%	4,612

# COVID-19: testing by laboratory

Data through May 13, 2021 verified as of May 14, 2021 at 09:25 AM

Data in this report are provisional and subject to change.

The numbers in the table below represent the number of Florida and non-Florida residents for whom test results were received by the Department of Health. A person can be tested by more than one laboratory and can have both positive and negative results. **Therefore, the sum of the numbers in each column will be larger than the total number of people tested.**

Reporting lab	Inconclusive	Negative	Positive	Percent positive	Total
HOLIDAY CVS LLC DBA CVS PHARMACY #5154		4,477	123	3%	4,600
PREMIER MEDICAL	2	4,494	95	2%	4,591
MINUTECLINIC LLC #3291		3,925	665	14%	4,590
PHYSICIANS REGIONAL MEDICAL CENTER - COLLIER BLVD	1	3,630	923	20%	4,554
MINUTECLINIC LLC #3814		3,889	664	15%	4,553
MEDEXPRESS URGENT CARE LEHIGH ACRES		3,930	614	14%	4,544
ACCU REFERENCE MEDICAL LAB	9	3,695	808	18%	4,512
STEWART ROCKLEDGE HOSPITAL	8	4,039	440	10%	4,487
GENESIS DIAGNOSTICS		4,218	255	6%	4,473
SCION LAB SERVICES LLC	26	4,102	339	8%	4,467
MINUTECLINIC LLC #7887		3,912	514	12%	4,426
ADVENT HEALTH - NEW SMYRNA		3,740	681	15%	4,421
AMELIA URGENT CARE		2,748	1,658	38%	4,406
EXACT SCIENCES LABORATORIES, LLC		4,059	345	8%	4,404
BAYA PHARMACY & URGENT CARE		3,268	1,131	26%	4,399
DOCTORS TEST CENTERS		3,904	493	11%	4,397
CARENOW URGENT CARE	2	2,809	1,565	36%	4,376
MARION E FETHER MEDICAL CENTER, THE		3,974	394	9%	4,368
MINUTECLINIC LLC #4458		3,681	683	16%	4,364
MINUTECLINIC LLC # 3686		3,689	641	15%	4,330
MINUTECLINIC LLC #7886		3,759	566	13%	4,325
LOWER KEYS MEDICAL CENTER		3,995	325	8%	4,320
ST. LUCIE MEDICAL CTR.		4,254	57	1%	4,311
ADVENTHEALTH CENTRA CARE		3,827	476	11%	4,303
MINUTECLINIC LLC #5214		3,605	576	14%	4,181
AFC PHYSICIANS OF FLORIDA		3,262	914	22%	4,176
MINUTECLINIC LLC #3257		3,500	657	16%	4,157
MINUTECLINIC LLC #4415		3,527	610	15%	4,137
MINUTECLINIC LLC #4201		3,600	531	13%	4,131
MINUTECLINIC, LLC #3204		3,457	664	16%	4,121
BAPTIST HEALTH SOUTH FLORIDA - DAVIE URGENT CARE		3,363	733	18%	4,096
MINUTECLINIC LLC #1807		3,441	652	16%	4,093
PARAMOUNT URGENT CARE - ORLANDO		2,956	1,116	27%	4,072
NIGHT LITE PEDIATRICS URGENT CARE	1	3,418	649	16%	4,068
VA PAIN CLINIC	6	3,897	148	4%	4,051
MINUTECLINIC LLC # 3579		3,339	662	17%	4,001
BAPTIST HEALTH SOUTH FLORIDA - WESTON URGENT CARE		3,465	529	13%	3,994
ADVENTHEALTH CENTRA CARE KIDS LAKE MARY		3,678	295	7%	3,973
PROHEALTH	3	2,330	1,609	41%	3,942
MINUTECLINIC, LLC #4015		3,187	755	19%	3,942
MINUTECLINIC, LLC (CLINIC 10699)		3,452	471	12%	3,923
MINUTECLINIC LLC #5924		3,401	517	13%	3,918
HEALTH FIRST ADVENTHEALTH CENTRA CARE COCOA		3,521	384	10%	3,905
MINUTECLINIC LLC #3748		3,216	687	18%	3,903
MINUTECLINIC LLC #7973		3,364	535	14%	3,899
MINUTECLINIC, LLC #5817		3,258	639	16%	3,897

# COVID-19: testing by laboratory

Data through May 13, 2021 verified as of May 14, 2021 at 09:25 AM

Data in this report are provisional and subject to change.

The numbers in the table below represent the number of Florida and non-Florida residents for whom test results were received by the Department of Health. A person can be tested by more than one laboratory and can have both positive and negative results. **Therefore, the sum of the numbers in each column will be larger than the total number of people tested.**

Reporting lab	Inconclusive	Negative	Positive	Percent positive	Total
MINUTECLINIC LLC #1055		3,204	688	18%	3,892
BARTOW REGIONAL MEDICAL CENTER	1	3,273	617	16%	3,891
ADVENT HEALTH CENTRA CARE -WINTER PARK KIDS URGENT CARE	4	3,575	300	8%	3,879
MC DIAGNOSTIC OF CONNECTICUT, PC #2220		3,327	533	14%	3,860
MEDONE PLLC		2,974	885	23%	3,859
VITRO MOLECULAR LABORATORIES	50	3,496	304	8%	3,850
MINUTECLINIC LLC #3003		3,191	659	17%	3,850
MINUTECLINIC LLC # 7933		3,414	433	11%	3,847
MINUTECLINIC LLC #3255		3,418	419	11%	3,837
MINUTECLINIC LLC #7173		3,328	506	13%	3,834
PRECISION HEALTH SOLUTIONS		3,645	187	5%	3,832
SIPARADIGM LLC	59	3,502	264	7%	3,825
BRASHEAR'S VITAL CARE CORP		3,022	791	21%	3,813
HEALTH FIRST ADVENTHEALTH CENTRA CARE MALABAR		3,443	369	10%	3,812
PARAMOUNT URGENT CARE - OVIEDO		2,851	957	25%	3,808
MEDEXPRESS URGENT CARE - VERO BEACH		3,322	482	13%	3,804
MEDEXPRESS URGENT CARE - DELAND		3,344	430	11%	3,774
MINUTECLINIC LLC #3705		3,331	424	11%	3,755
MINUTECLINIC LLC #5216		3,238	503	13%	3,741
BAPTIST HEALTH SOUTH FLORIDA - BRICKELL URGENT CARE		3,091	634	17%	3,725
WALGREEN CO	2	3,298	416	11%	3,716
VERILY LIFE SCIENCES	3	3,589	75	2%	3,667
MINUTECLINIC LLC #3654		3,090	575	16%	3,665
MINUTECLINIC LLC #6007		3,164	497	14%	3,661
BAPTIST HEALTH URGENT CARE AT SAWGRASS		3,035	607	17%	3,642
LAKELAND REGIONAL HEALTH PABLO		3,207	426	12%	3,633
BAPTIST HEALTH - CLAY		3,175	452	12%	3,627
BAPTIST HEALTH EMERGENCY CENTER COUNTRY WALK	1	3,086	537	15%	3,624
CLARITY LAB SOLUTIONS LLC		3,608	4	0%	3,612
BMCT Molecular Diagnostics Subsection		3,054	553	15%	3,607
PHYSICIANS PRIMARY CARE	2	3,265	331	9%	3,598
HEALTH CARE DISTRICT OF PALM BEACH COUNTY	2	3,320	263	7%	3,585
MINUTECLINIC LLC #3285		3,114	430	12%	3,544
MINUTECLINIC LLC #1350		3,126	398	11%	3,524
PRIMEHEALTH URGENT CARE INC		3,002	511	15%	3,513
MINUTECLINIC, LLC # 4469		3,114	393	11%	3,507
ADVENTHEALTH CENTRA CARE CONWAY		2,976	522	15%	3,498
MINUTECLINIC LLC #4612		2,893	602	17%	3,495
MIDWAY SPECIALTY CARE CENTER DIAGNOSTICS	38	3,215	240	7%	3,493
MINUTECLINIC LLC #476		3,019	464	13%	3,483
MINUTECLINIC LLC #8381		3,026	450	13%	3,476
MINUTECLINIC LLC #3648		2,839	619	18%	3,458
MINUTECLINIC LLC #1821		3,074	384	11%	3,458
MINUTECLINIC LLC #4024		3,036	414	12%	3,450
MINUTECLINIC LLC #5157		3,019	408	12%	3,427
MARINERS HOSPITAL	1	3,089	312	9%	3,402

# COVID-19: testing by laboratory

Data through May 13, 2021 verified as of May 14, 2021 at 09:25 AM

Data in this report are provisional and subject to change.

The numbers in the table below represent the number of Florida and non-Florida residents for whom test results were received by the Department of Health. A person can be tested by more than one laboratory and can have both positive and negative results. **Therefore, the sum of the numbers in each column will be larger than the total number of people tested.**

Reporting lab	Inconclusive	Negative	Positive	Percent positive	Total
IMMOKALEE CHD		3,155	234	7%	3,389
GESSLER CLINIC	2	2,363	1,014	30%	3,379
MEMORIAL HOSPITAL PEMBROKE	3	2,956	376	11%	3,335
MEDEXPRESS FORT MYERS		2,917	412	12%	3,329
MINUTECLINIC LLC #3635		2,887	442	13%	3,329
MEDIQUICK URGENT CARE CENTERS INC		2,553	743	23%	3,296
ACCESS POINT HEALTHCARE URGENT & PRIMARY CARE	2	2,571	712	22%	3,285
SELECT LABORATORIES - MARION COUNTY, FL LLC	5	2,955	316	10%	3,276
BAPTIST HEALTH - OAKLEAF		2,761	505	15%	3,266
ADVENT HEALTH - DADE CITY		2,852	382	12%	3,234
MEDEXPRESS URGENT CARE CORAL SPRINGS		2,867	357	11%	3,224
CHARLES AIESI CONSULTING INC	16	2,797	318	10%	3,131
BAY MEDICAL CENTER SACRED HEART HEALTH SYSTEM		2,476	650	21%	3,126
AFC PHYSICIANS OF FLORIDA PA		2,568	553	18%	3,121
MINUTECLINIC LLC #214		2,599	497	16%	3,096
MEDEXPRESS URGENT CARE - CLEWISTON		2,594	501	16%	3,095
JUPITER MEDICAL CENTER URGENT CARE		2,435	657	21%	3,092
KEYS AHEC SCHOOL MEDICAL CLINIC	15	2,914	152	5%	3,081
NXGEN MDX LLC	7	2,730	342	11%	3,079
JACKSON HOSPITAL CLINICAL LABORATORY		2,704	354	12%	3,058
VETERANS AFFAIRS MEDICAL CENTER - ORLANDO	1	1,343	1,686	56%	3,030
MINUTECLINIC LLC #1815		2,694	317	11%	3,011
EMERGENCY PHYSICIANS MEDICAL CENTER		1,840	1,169	39%	3,009
LAKE WALES MEDICAL CENTER INC		2,631	346	12%	2,977
HEALTH CENTRAL CLINICAL LABORATORY		2,590	380	13%	2,970
MINUTECLINIC LLC #5069		2,488	479	16%	2,967
CAREFAST+	1	2,163	796	27%	2,960
APALACHEE CORRECTIONAL INSTITUTION EAST UNIT		2,901	34	1%	2,935
PARRISH MEDICAL CENTER	2	2,562	367	13%	2,931
BAPTIST HEALTHCARE - GULF BREEZE HOSPITAL	3	2,437	488	17%	2,928
MEDEXPRESS URGENT CARE BOCA RATON		2,660	260	9%	2,920
GENOME LLC	2	2,708	201	7%	2,911
MINUTECLINIC LLC #3236		2,530	375	13%	2,905
STONE CLINICAL LABORATORIES		2,790	96	3%	2,886
WALGREENS ORLANDO	3	2,540	340	12%	2,883
DR G'S URGENT CARE		2,502	375	13%	2,877
BLUE MED CONSULTANTS		2,754	112	4%	2,866
FLORIDA MEDICAL CLINIC	3	1,366	1,494	52%	2,863
BAPTIST HEALTH SOUTH FLORIDA - MIAMI BEACH URGENT CARE		2,430	423	15%	2,853
MEDEXPRESS PORT CHARLOTTE		2,528	304	11%	2,832
AMELIA EXPRESS CARE LLC	10	2,471	345	12%	2,826
CITRUS MEMORIAL HOSPITAL LABORATORY		2,253	529	19%	2,782
CELESTA MEDICAL SERVICES LLC DBA - AMERICAN RESEARCH LABS		2,544	236	8%	2,780
DONALD W ROBERTSON DO PA		2,174	605	22%	2,779
MINUTECLINIC LLC		2,449	326	12%	2,775
PATIENTS FIRST - THOMASVILLE ROAD		2,464	293	11%	2,757



# COVID-19: testing by laboratory

Data through May 13, 2021 verified as of May 14, 2021 at 09:25 AM

Data in this report are provisional and subject to change.

The numbers in the table below represent the number of Florida and non-Florida residents for whom test results were received by the Department of Health. A person can be tested by more than one laboratory and can have both positive and negative results. **Therefore, the sum of the numbers in each column will be larger than the total number of people tested.**

Reporting lab	Inconclusive	Negative	Positive	Percent positive	Total
SACRED HEART HEALTH SYSTEM, INC	1	1,875	873	32%	2,749
EMERALD COAST URGENT CARE, LLC	1	2,062	678	25%	2,741
BOND URGENT CARE LLC		2,072	665	24%	2,737
TAMPA COMMUNITY HOSPITAL		2,348	387	14%	2,735
MINI ER WATERFORD LAKES, THE		2,355	376	14%	2,731
MINUTECLINIC LLC #8927		2,287	422	16%	2,709
MINUTECLINIC LLC #5187		2,340	346	13%	2,686
GRAVITY DIAGNOSTICS, LLC	8	2,459	210	8%	2,677
NCHMD INC		2,237	404	15%	2,641
OPTUM LABS LLC	1	2,425	213	8%	2,639
MINUTECLINIC LLC #3637		2,094	515	20%	2,609
PHYSICIANS STAT LAB INC	6	2,402	168	7%	2,576
BAPTIST HEALTH EMERGENCY CENTER AT WEST CORAL WAY		2,126	446	17%	2,572
ADVENT HEALTH - OCALA		2,124	447	17%	2,571
ASCENSION SACRED HEART - GULF		2,009	561	22%	2,570
WHOLE FAMILY HEALTH CENTER INC		2,005	522	21%	2,527
INTELEX LABS, LLC		2,439	83	3%	2,522
EMERALD COAST URGENT CARE LLC		1,825	657	26%	2,482
CORE DIAGNOSTIC LABORATORIES LLC	17	2,122	341	14%	2,480
PHYSICIANS STAT LAB	3	1,088	1,373	56%	2,464
PENSACOLA PEDIATRICS PA	1	2,264	180	7%	2,445
COMMUNITY HEALTH NORTHWEST FLORIDA	4	1,857	554	23%	2,415
WHITE WILSON MEDICAL CENTER		974	1,399	59%	2,373
NCH NORTHEAST	7	1,857	499	21%	2,363
ASSOCIATED PATHOLOGISTS, LLC	3	1,951	398	17%	2,352
UNIVERSITY OF NORTH FLORIDA STUDENT HEALTH		2,236	81	3%	2,317
TOM LEE COMMUNITY HEALTH CENTER	1	1,651	660	29%	2,312
PHYSICIAN ASSOCIATES		2,070	241	10%	2,311
LEE HEALTH - COCONUT POINT CLINICAL LAB	2	1,872	433	19%	2,307
MEDICAL CONSULTANTS OF FLORIDA, LLC	2	1,935	341	15%	2,278
MARTIN HEALTH SYSTEM - ST LUCIE WEST		2,071	199	9%	2,270
BIO-TECH CLINICAL LABORATORIES INC		1,950	316	14%	2,266
PRIMEHEALTH URGENT CARE	1	1,865	361	16%	2,227
FIU-HEALTH AUXILIARY LABORATORY	6	2,073	136	6%	2,215
BARDMOOR LABORATORY	9	1,876	325	15%	2,210
BAYFRONT HEALTH - CITRUS HILLS		1,959	245	11%	2,204
FLOWERS HOSPITAL		2,010	192	9%	2,202
MINUTECLINIC, LLC #3245		1,782	393	18%	2,175
DOC SMILEYS URGENT CARE LLC		1,787	388	18%	2,175
ADVANCED MEDICAL OF NAPLES LLC		1,914	242	11%	2,156
LITTLE PINE PEDIATRICS	1	1,858	278	13%	2,137
FG RAPID RESULTS	6	1,705	395	19%	2,106
ABSOLUTE GENOMICS	3	1,826	257	12%	2,086
GENUS3		1,986	74	4%	2,060
READY RESPONDERS FLORIDA, PLLC		1,780	274	13%	2,054
MIAMI JEWISH HEALTH SYSTEMS		1,960	89	4%	2,049



# COVID-19: testing by laboratory

Data through May 13, 2021 verified as of May 14, 2021 at 09:25 AM

Data in this report are provisional and subject to change.

The numbers in the table below represent the number of Florida and non-Florida residents for whom test results were received by the Department of Health. A person can be tested by more than one laboratory and can have both positive and negative results. **Therefore, the sum of the numbers in each column will be larger than the total number of people tested.**

Reporting lab	Inconclusive	Negative	Positive	Percent positive	Total
STATMED OCALA	7	1,842	197	10%	2,046
ARCPPOINT LABS		1,428	612	30%	2,040
WILLIAM OWEN PASS PARK		1,738	257	13%	1,995
OPTUMCARE FLORIDA LLC		1,660	326	16%	1,986
ED FRASER MEMORIAL HOSPITAL		1,706	261	13%	1,967
GENESIS LABORATORY MANAGEMENT	15	1,685	259	13%	1,959
DOC SMILEY'S URGENT CARE		1,706	247	13%	1,953
AMERICAN SCIENTIFIC LABORATORIES LLC		1,897	51	3%	1,948
MEDFAST URGENT CARE CENTERS LLC	2	608	1,334	69%	1,944
BROWNWOOD CARE CENTER		1,710	234	12%	1,944
PATIENTS FIRST LAKE ELLA MEDICAL CENTER		1,755	188	10%	1,943
LABORATORY SPECIALISTS OF MICHIGAN		1,599	333	17%	1,932
SUNRISE URGENT CARE ASSOCIATES LLC D/B/A	10	1,367	553	29%	1,930
PROHEALTH MEDICAL CLINIC		1,238	648	34%	1,886
PROJECT HEALTH, INC SUMTERVILLE	5	1,542	333	18%	1,880
BROAD INSTITUTE CLINICAL SEQUENCING RESEARCH PLATFORM	17	1,772	69	4%	1,858
NEIGHBORHOOD MEDICAL CENTER INC	17	1,632	186	10%	1,835
ER QUICKCARE PL		1,566	258	14%	1,824
KETAMINE HEALTH CENTERS LLC	1	1,661	152	8%	1,814
PEDIATRIC HEALTH CARE ALLIANCE - NORTHDAL		1,638	158	9%	1,796
QUICK CARE MED		1,442	350	20%	1,792
IGENOMIX USA LLC	55	1,570	165	9%	1,790
NORTH SHORE LONG ISLAND JEWISH HEALTH	1	1,676	96	5%	1,773
SPARROW HEALTHCARE	2	1,508	254	14%	1,764
MEDEXPRESS URGENT CARE - JAX ATLANTIC BLVD		1,530	231	13%	1,761
ADVENTHEALTH CENTRA CARE TRINITY		1,518	240	14%	1,758
FLORIDA DEPARTMENT OF HEALTH IN POLK COUNTY	2	1,343	411	23%	1,756
RIVER TOWN DIAGNOSTIC LLC		1,470	286	16%	1,756
VRL EUROFIN		1,713	42	2%	1,755
PARAMOUNT URGENT CARE - CLERMONT		1,003	742	43%	1,745
SPEARHEAD MEDICAL		1,603	131	8%	1,734
Community_Health		1,533	199	11%	1,732
SHELL POINT NURSING PAVILION	1	1,647	78	5%	1,726
LABTECH DIAGNOSTIC		1,429	294	17%	1,723
MYTEST DIAGNOSTICS		1,629	79	5%	1,708
COLLIER URGENT CARE CENTERS CREEKSIDE		1,514	189	11%	1,703
JW PLASTIC SURGERY		1,449	246	15%	1,695
FIRST QUALITY LABORATORY		1,589	106	6%	1,695
BAPTIST HEALTH SOUTH FLORIDA - KEY BISCANE URGENT CARE EXPRESS		1,478	199	12%	1,677
CAREMED CLINIC LLC	1	1,342	315	19%	1,658
ST ANNES NURSING CENTER		1,616	33	2%	1,649
NORTH VISTA HOSPITAL LABORATORY		1,373	276	17%	1,649
PARAMOUNT URGENT CARE VILLAGES		1,065	576	35%	1,641
UNIVERSITY OF ALABAMA AT BIRMINGHAM		1,584	48	3%	1,632
CYPRESS VILLAGE	1	1,598	30	2%	1,629
ELLENTON URGENT CARE		1,385	238	15%	1,623

# COVID-19: testing by laboratory

Data through May 13, 2021 verified as of May 14, 2021 at 09:25 AM

Data in this report are provisional and subject to change.

The numbers in the table below represent the number of Florida and non-Florida residents for whom test results were received by the Department of Health. A person can be tested by more than one laboratory and can have both positive and negative results. **Therefore, the sum of the numbers in each column will be larger than the total number of people tested.**

Reporting lab	Inconclusive	Negative	Positive	Percent positive	Total
OPTEO LABORATORY		1,578	36	2%	1,614
LPG COCONUT POINT		1,367	243	15%	1,610
BAPTIST HEALTH SOUTH FLORIDA - COUNTRY WALK URGENT CARE EXPRESS		1,360	248	15%	1,608
MEDLAB DIAGNOSTICS, LLC		1,481	112	7%	1,593
MATRIX CLINICAL LABS (FORMERLY BIOCERNA LLC)	13	1,407	169	11%	1,589
CAREFAST MURABELLA		1,066	521	33%	1,587
ASSURANCE SCIENTIFIC LABORATORIES	1	1,299	283	18%	1,583
MELBOURNE MEDICAL LABORATORY	2	1,367	205	13%	1,574
PRIMARY CARE SOUTH INC		1,073	500	32%	1,573
BAPTIST HEALTHCARE - JAY HOSPITAL	3	1,169	378	24%	1,550
EUROFINS NTD, LLC		1,498	45	3%	1,543
UHEALTH CLINIC AT WALGREENS		1,248	294	19%	1,542
NYU HOSPITALS CENTER CLINICAL LABORATORIES		1,487	49	3%	1,536
INNOVATIVE TRANSFUSION MEDICINE, INC	11	1,336	179	12%	1,526
ACCESS MEDICAL LABS		777	746	49%	1,523
BREVARD HEALTH ALLIANCE INC, THE		1,421	98	6%	1,519
CREEKSIDE CARE CENTER	1	1,321	188	12%	1,510
NORTH FLORIDA PEDIATRICS - LAKE CITY		1,277	228	15%	1,505
SMA LAB	12	1,329	163	11%	1,504
ADDICTION LABS OF AMERICA	3	1,417	84	6%	1,504
PALM BAY HOSPITAL CLINICAL LABORATORY		1,093	401	27%	1,494
GROWING TOGETHER PEDIATRICS LLC		1,415	75	5%	1,490
TREASURE COAST MEDICAL ASSOCIATES INC		748	737	50%	1,485
PALM BEACH ATLANTIC UNIVERSITY		1,407	52	4%	1,459
PEDIATRICS OF CENTRAL FLORIDA PA	20	1,367	70	5%	1,457
ADVANCE MEDICAL OF NAPLES		327	1,124	77%	1,451
CARENOW URGENT CARE - FORT PIERCE		1,029	409	28%	1,438
UHEALTH DEERFIELD BEACH/UMSYLVESTER DEERFIELD BEACH LABORATORY	3	1,380	55	4%	1,438
TEMPUS CLINICAL LABORATORY	10	1,271	155	11%	1,436
NORTH OKALOOSA MEDICAL CENTER		1,079	355	25%	1,434
STEWART REFERENCE LABORATORY	1	885	546	38%	1,432
PROJECT HEALTH INC	4	1,217	207	14%	1,428
6TH MEDICAL GROUP - MCDILL AFB	3	1,347	77	5%	1,427
PATIENTS CHOICE LABORATORIES		831	592	42%	1,423
COASTAL LABORATORIES	1	1,125	287	20%	1,413
AMELIA EXPRESS CARE	1	772	635	45%	1,408
MINUTE CLINIC INCORPORATE		1,345	53	4%	1,398
USF MORSANI CENTER FOR ADVANCED HEALTH CARE		1,210	167	12%	1,377
PALM HARBOR PHARMACY		1,190	173	13%	1,363
VAVA PARTNERS LLC		529	828	61%	1,357
FAMILY HEALTH CENTERS OF SOUTHWEST FLORIDA INC		1,226	131	10%	1,357
ASCENSION ST VINCENT'S - SOUTHSIDE		1,308	49	4%	1,357
LAKE BALDWIN		1,288	69	5%	1,357
EAST LAKE PEDIATRICS		1,211	136	10%	1,347
ST PETERSBURG PEDIATRICS	1	1,217	125	9%	1,343
ADVANCED DIAGNOSTIC LABORATORY		1,292	47	4%	1,339

# COVID-19: testing by laboratory

Data through May 13, 2021 verified as of May 14, 2021 at 09:25 AM

Data in this report are provisional and subject to change.

The numbers in the table below represent the number of Florida and non-Florida residents for whom test results were received by the Department of Health. A person can be tested by more than one laboratory and can have both positive and negative results. **Therefore, the sum of the numbers in each column will be larger than the total number of people tested.**

Reporting lab	Inconclusive	Negative	Positive	Percent positive	Total
CARE ONE OF FLORIDA LLC		988	344	26%	1,332
INTERLACHEN PEDIATRICS PA		1,264	65	5%	1,329
LAB24 INC	3	643	677	51%	1,323
NAPLES URGENT CARE	1	868	452	34%	1,321
BETHESDA HEALTH URGENT CARE		1,127	191	14%	1,318
XPRESS URGENT CARE	4	1,109	202	15%	1,315
HOLIDAY CVS LLC DBA CVSPHARMACY #5155		1,240	72	5%	1,312
SOLARIS HEALTHCARE PALATKA		1,187	106	8%	1,293
NORTH FLORIDA PEDIATRICS-TALLAHASSEE	1	1,186	106	8%	1,293
INTERLACHEN PEDIATRICS		1,228	44	3%	1,272
HALIFAX MEDICAL CENTER-PORT ORANGE LAB		1,110	161	13%	1,271
COASTAL PEDIATRIC GROUP		1,104	163	13%	1,267
PROFESSIONAL HEALTH EXAMINERS DBA PROHEALTH	1	1,031	230	18%	1,262
STAGEZERO LIFE SCIENCES INC	4	1,153	105	8%	1,262
PENSACOLA PEDIATRICS PA - TIGER POINT	24	1,113	122	10%	1,259
ARCPPOINT LABS OF CORAL SPRINGS FL		992	251	20%	1,243
FISHERMENS HOSPITAL CLINICAL LAB		1,142	100	8%	1,242
CATALYST WALK IN CLINIC		984	241	20%	1,225
EPN URGENT CARE NAPLES	2	792	421	35%	1,215
CLINICORE		1,124	91	7%	1,215
ALTAMONTE MD		982	232	19%	1,214
BREVARD HEALTH ALLIANCE		890	313	26%	1,203
LOOP PEDIATRICS PA	3	1,029	171	14%	1,203
TYNDALL AIR FORCE BASE		985	217	18%	1,202
BERNHARDT LABORATORIES	3	1,102	96	8%	1,201
CLARITY LABS		1,083	109	9%	1,192
CAPE CANAVERAL HOSPITAL		868	312	26%	1,180
LAB DOCTOR		1,015	141	12%	1,156
PROFESSIONAL HEALTH EXAMINERS		994	153	13%	1,147
NORTH FLORIDA MEDICAL GROUP		978	161	14%	1,139
MIDWAY SPECIATLY CARE CENTER	3	914	222	19%	1,139
MILLER BIOCONNECT		1,044	94	8%	1,138
PRIMARY CARE OF THE TREASURE COAST		1,001	135	12%	1,136
CAPSTONE HEALTHCARE		802	330	29%	1,132
VERITAS GENETICS	61	945	119	11%	1,125
GENEIQ		1,057	65	6%	1,122
EMERALD COAST PEDIATRICS		1,058	57	5%	1,115
MINUTECLINIC, LLC DBA MINUTECLINIC #4717		1,071	43	4%	1,114
SPRING HILL HEALTH AND REHABILITATION CENTER		1,072	28	3%	1,100
XYZ LABORATORY	8	942	146	13%	1,096
LENCO MEDICAL LABORATORY		1,038	58	5%	1,096
THE HEALTH CENTER OF PLANT CITY		1,004	82	8%	1,086
CHILDRENS MEDICAL ASSOCIATION		983	88	8%	1,071
BAPTIST HEALTH - MD ANDERSON CANCER CENTER		1,063	6	1%	1,069
HENDRY REGIONAL MEDICAL CENTER CLINICAL LABORATORY		809	259	24%	1,068
AMERICAN FAMILY CARE PENSACOLA WEST		533	533	50%	1,066

# COVID-19: testing by laboratory

Data through May 13, 2021 verified as of May 14, 2021 at 09:25 AM

Data in this report are provisional and subject to change.

The numbers in the table below represent the number of Florida and non-Florida residents for whom test results were received by the Department of Health. A person can be tested by more than one laboratory and can have both positive and negative results. **Therefore, the sum of the numbers in each column will be larger than the total number of people tested.**

Reporting lab	Inconclusive	Negative	Positive	Percent positive	Total
WOODLANDS MEDICAL SPECIALISTS		795	269	25%	1,064
RAINBOW RIVER MEDICAL LABORATORY		978	83	8%	1,061
ADVENTHEALTH EXPRESS CARE AT WALGREENS		904	152	14%	1,056
C.W. BILL YOUNG VA MEDICAL CENTER	1	23	1,024	98%	1,048
BHA CENTRAL COUNTY CLINIC		941	103	10%	1,044
CVS HEALTH		823	219	21%	1,042
EAST LAKE PEDIATRICS PA		946	95	9%	1,041
PENSACOLA PEDIATRICS	2	942	96	9%	1,040
VRL EUROFINs - DALLAS		1,024	13	1%	1,037
24 HOUR PEDIATRIC CARE CENTER	4	961	70	7%	1,035
PEDIATRIC HEALTHCARE ALLIANCE		978	55	5%	1,033
NORTH FL SOUTH GA HCS-LAKE CITY		1,001	31	3%	1,032
DEPT OF VA MEDICAL CENTER - MIAMI	10	974	46	4%	1,030
MEDSTAR LABORATORY INC	6	1,022	1	0%	1,029
JACKSONVILLE BEACH PEDIATRIC CARE CENTER		954	74	7%	1,028
SOLARIS HEALTHCARE CHARLOTTE HARBOR		971	56	5%	1,027
NORTH FLORIDA PEDIATRICS PA - SUWANNEE	3	893	130	13%	1,026
NORTH SHORE LIJ URGENT CARE PC		965	60	6%	1,025
COVANCE CLINICAL RESEARCH UNIT INC		998	27	3%	1,025
VERITOR		852	162	16%	1,014
E-LAB OF FLORIDA		923	90	9%	1,013
CONSULATE HEALTH CARE OF NEW PORT RICHEY	2	883	127	13%	1,012
PHAROS HEALTH		756	255	25%	1,011
Fernandina Beach Rehabilitation and Nursing Center	1	987	19	2%	1,007
HISTOPATHOLOGY SERVICES, LLC		892	110	11%	1,002
DAIRY ROAD URGENT CARE	2	839	159	16%	1,000
APLS SERVICES LLC D/B/A CLEAR DIAGNOSTICS	14	966	20	2%	1,000
VIERA HOSPITAL, INC		805	192	19%	997
LAKELAND REGIONAL HEALTH - PWC/OB		36	954	96%	990
UNIVERSITY OF WEST FLORIDA STUDENT HEALTH SERVICES	1	851	128	13%	980
SOUTHEAST ALABAMA MEDICAL CENT		915	60	6%	975
RESTORE HEALTH URGENT CARE		793	181	19%	974
DEPARTMENT OF CLINICAL LABS	2	950	21	2%	973
PALM GARDEN OF PORT SAINT LUCIE		961	12	1%	973
NORTH FLORIDA PEDIATRICS PA	2	852	117	12%	971
MOORINGS PARK INSTITUTE, INC, THE		929	37	4%	966
CALHOUN LIBERTY HOSPITAL		796	169	18%	965
REDI MED LLC		780	181	19%	961
WHITE-WILSON MEDICAL CENTER - FORT WALTON BEACH		932	26	3%	958
MINUTECLINIC LLC #3281		828	129	13%	957
CLINICAL ENTERPRISE, INC		931	25	3%	956
TACACHALE CLINICAL LABORATORY	1	903	50	5%	954
Point of Care Testing	1	128	825	86%	954
MOLECULAR TESTING LABS		862	90	9%	952
WELL HEALTH WORKS	23	848	77	8%	948
LEE COUNTY EMERGENCY MEDICAL SERVICE	1	814	126	13%	941

# COVID-19: testing by laboratory

Data through May 13, 2021 verified as of May 14, 2021 at 09:25 AM

Data in this report are provisional and subject to change.

The numbers in the table below represent the number of Florida and non-Florida residents for whom test results were received by the Department of Health. A person can be tested by more than one laboratory and can have both positive and negative results. **Therefore, the sum of the numbers in each column will be larger than the total number of people tested.**

Reporting lab	Inconclusive	Negative	Positive	Percent positive	Total
PALACE NURSING HOME & REHAB CENTER		898	43	5%	941
ENCOMPASS HEALTH		915	22	2%	937
ABBOTT LABORATORIES		815	122	13%	937
INTEGRITY LABORATORIES, LLC	4	767	165	18%	936
MEDICAL CENTER OF DELTONA, INC		804	130	14%	934
GULF COAST VILLAGE		888	43	5%	931
NCHMD, INC SOUTHEAST IMMEDIATE CARE		725	198	21%	923
GENE TOX WORLDWIDE	60	736	125	14%	921
DOCTOR'S MEMORIAL HOSPITAL		751	168	18%	919
COASTAL PHYSICIANS, LLC		741	175	19%	916
EXPRESS PHARMACY		836	71	8%	907
ANY LAB TEST NOW	2	627	276	30%	905
Victoria Nursing and Rehabilitation Center		843	55	6%	898
BOND CLINIC PA PEDIATRICS DEPT		834	62	7%	896
FAMILY HEALTH CENTERS OF SWF LABS	2	765	124	14%	891
MINUTECLINIC LLC, #10357		884	6	1%	890
CHURCH OF SCIENTOLOGY FLAG SERVICE ORGANIZATION		854	36	4%	890
Tampa Lakes Health and Rehabilitation Center	2	809	73	8%	884
FAST TRACK URGENT CARE CENTER		4	880	100%	884
CRUCIAL CARE EMERGENCY MEDICINE DOCTORS		709	174	20%	883
TOTAL RENAL LABORATORIES INC DBA DAVITA LABS	1	753	125	14%	879
LIFE CARE CENTER OF NEW PORT RICHEY		835	40	5%	875
AMERICAN MEDICAL RESPONSE		865	9	1%	874
PRIMARY CARE SERVICES AT ST ANDREWS ESTATES		870	3	0%	873
CARITHERS PEDIATRIC GROUP		809	61	7%	870
WHITE WILSON MEDICAL CENTER PA - NAVARRE		739	129	15%	868
CLINICAL PATHOLOGY LABS INC		779	87	10%	866
J AND G MEDICAL GROUP LLC		719	145	17%	864
AFC URGENT CARE CLEARWATER	1	182	680	79%	863
PRIMARY CARE SERVICES AT INDIAN RIVER ESTATES		836	26	3%	862
RUSKIN HEALTH CENTER	1	583	277	32%	861
POINT WASHINGTON MEDICAL CLINIC	1	646	212	25%	859
ADVENTHEALTH MEDICAL GROUP PROMPT CARE		628	231	27%	859
CITY MEDICAL OF NEW JERSEY, PC		775	77	9%	852
FLORIDA GULF COAST UNIVERSITY		653	197	23%	850
CENTRAL FLORIDA HEALTH CARE INC		727	123	14%	850
Southern Oaks Care Center	1	808	38	4%	847
AUGUSTUS LABS LLC		696	148	18%	844
BRISTOL AT TAMPA, THE	4	815	22	3%	841
WATSON THERAPEUTICS INC	1	796	39	5%	836
PEBBLEBROOK PHARMACY	1	689	139	17%	829
MEDONE URGENT CARE CENTER		604	224	27%	828
PALM GARDEN OF VERO BEACH		776	51	6%	827
DYNIX DIAGNOSTICS	2	534	284	35%	820
VITAS HEALTHCARE CORPORATION OF FLA	1	810	6	1%	817
FLORIDA HOSPITAL ORLANDO		743	74	9%	817

# COVID-19: testing by laboratory

Data through May 13, 2021 verified as of May 14, 2021 at 09:25 AM

Data in this report are provisional and subject to change.

The numbers in the table below represent the number of Florida and non-Florida residents for whom test results were received by the Department of Health. A person can be tested by more than one laboratory and can have both positive and negative results. **Therefore, the sum of the numbers in each column will be larger than the total number of people tested.**

Reporting lab	Inconclusive	Negative	Positive	Percent positive	Total
FLAGLER COUNTY HEALTH DEPARTMENT	3	634	179	22%	816
ASAP LABS LLC	7	655	151	19%	813
THE PRESERVE		796	17	2%	813
PEDIATRIC HEALTHCARE ALLIANCE PA		748	62	8%	810
ASCENSION ST VINCENT'S - CLAY		775	35	4%	810
GOLDEN GATE FAMILY CLINIC		332	478	59%	810
BUFFALO CROSSING HEALTHCARE & REHABILITATION CTR		787	19	2%	806
BOND AND STEELE CLINIC PA		593	212	26%	805
VALENCIA HILLS HEALTH AND REHABILITATION CENTER		785	17	2%	802
NITE LITE PEDIATRICS		234	564	71%	798
ORANGE BLOSSOM FAMILY HEALTH		749	48	6%	797
NONE		308	489	61%	797
TELESCOPE HEALTH LLC	4	671	121	15%	796
ETHOS WELLNESS PHARMACY		736	51	6%	787
SEMINOLE NURSING PAVILION		777	8	1%	785
LIFEBRITE	2	541	231	30%	774
WILLOWBROOKE COURT AT EDGEWATER POINTE ESTATES		764	9	1%	773
SAINTS 120 LLC	1	738	34	4%	773
VENICE REGIONAL BAYFRONT HEALTH (PULMONARY)		637	135	17%	772
ADVENT HEALTH - DELTONA ER		638	132	17%	770
ORLANDO HEALTH AND REHAB CENTER		722	45	6%	767
EMED LABS, LLC	3	744	19	2%	766
LIFE CARE CENTER OF PENSACOLA		713	51	7%	764
KENDALL HEALTHCARE PROPERTIES DBA	2	731	30	4%	763
MOUNT SINAI LABORATORY		724	37	5%	761
RAINBOW PEDIATRIC CENTER PA		713	47	6%	760
PALM GARDEN OF CLEARWATER		741	18	2%	759
Crestview Rehabilitation Center	5	625	129	17%	759
PEDIATRICS IN BREVARD PA		689	69	9%	758
MANOR CARE HEALTH SERVICES - FT MYERS		729	28	4%	757
BOCA GRANDE HEALTH CLINIC		714	40	5%	754
MAIN STREET MEDICAL CENTER		224	529	70%	753
NORTHEAST FLORIDA NEUROLOGY CLINICS, INC		637	113	15%	750
ADVENT HEALTH LAB - ORLANDO		434	312	42%	746
LIFE CARE CENTER OF ORANGE PARK		711	34	5%	745
DXTERITY DIAGNOSTICS	2	696	45	6%	743
SANTA ROSA MEDICAL GROUP		575	166	22%	741
HEARTLAND PEDIATRICS OF LAKE WALES		659	78	11%	737
ARTHREX MEDICAL CENTER	1	575	157	21%	733
PRINCIPLE LABORATORY	8	708	16	2%	732
MANOR PINES CONVALESCENT CENTER LLC	1	706	24	3%	731
CARE ONE OF FLORIDA	1	546	184	25%	731
EDEN SPRINGS NURSING AND REHAB CENTER		619	112	15%	731
BALDWIN PEDIATRICS	1	695	35	5%	731
NATURE COAST MEDICAL GROUP		598	128	18%	726
FORT MYERS INTERNAL MEDICINE, LLC		653	70	10%	723

# COVID-19: testing by laboratory

Data through May 13, 2021 verified as of May 14, 2021 at 09:25 AM

Data in this report are provisional and subject to change.

The numbers in the table below represent the number of Florida and non-Florida residents for whom test results were received by the Department of Health. A person can be tested by more than one laboratory and can have both positive and negative results. **Therefore, the sum of the numbers in each column will be larger than the total number of people tested.**

Reporting lab	Inconclusive	Negative	Positive	Percent positive	Total
GULF COAST MOLECULAR LABORATORIES	13	599	109	15%	721
DISNEY COVID TEST SITE		703	17	2%	720
DIAMOND RIDGE HEALTH AND REHABILITATION		682	36	5%	718
SOUTHERN LABORATORY SERVICES OF NWF		677	39	5%	716
SUWANNEE HEALTH AND REHABILITATION CENTER		709	5	1%	714
VETERANS AFFAIRS MEDICAL CENTER	1	45	666	94%	712
NCH HEALTHCARE SYSTEM MICROBIOLOGY LAB		2	709	100%	711
JOHN KNOX VILLAGE HEALTH CENTER		680	31	4%	711
MEDONE URGENT CARE AT ST. AUGUSTINE		252	455	64%	707
NCH HEALTHCARE BONITA		562	145	21%	707
CLIFFORD CHESTER SIMS STATE VETERANS		693	13	2%	706
OCALA FAMILY MEDICAL CENTER INC	2	612	92	13%	706
GRAND COURT TAMPA		702	4	1%	706
EMERALD SHORES HEALTH AND REHABILITATION		603	102	14%	705
QUALITOX LABORATORIES		512	190	27%	702
Signature HealthCare Center of Waterford		664	37	5%	701
BAPTIST PRIMARY CARE	2	571	127	18%	700
CHILDRENS CLINIC WEST FLORIDA PEDIATRICS		645	55	8%	700
AFC URGENT CARE		265	433	62%	698
ADVENT HEALTH - WESTCHASE ER		607	89	13%	696
HOLMES REGIONAL MEDICAL CENTER		11	685	98%	696
PREMIER MEDICAL LABORATORY SERVICES	2	468	225	32%	695
MAYFLOWER ASSISTED LIVING		687	7	1%	694
VITAS HEALTHCARE CORP OF CENTRAL FL		665	26	4%	691
RIVER GARDEN HEBREW HOME FOR THE AGED		631	57	8%	688
MEDICAL FP – WHOLE FAMILY HEALTH CENTER		566	120	17%	686
SIGNATURE HEALTHCARE OF BROOKWOOD GARDENS		670	11	2%	681
PHYSICIANS PRIMARY CARE OF SOUTHWEST FLORIDA	1	650	29	4%	680
FLORIDA HOSPITAL WAUCHULA		516	162	24%	678
SHORE ACRES CARE CENTER		635	40	6%	675
GOLDEN GLADES NURSING & REHABILITATION CTR		648	27	4%	675
PALM BEACH COUNTY FIREFIGHTERS HEALTH CLINIC, LLC		577	97	14%	674
TREE HOUSE PEDIATRICS PLLC		606	68	10%	674
MINI ER ADULT AND PEDIATRIC URGENT CARE		574	98	15%	672
Plantation Bay Rehabilitation Center		647	24	4%	671
MICHAEL A MIDDLETON MD PA		637	32	5%	669
CLEWISTON NURSING AND REHABILITATION CENTER		655	14	2%	669
PALM GARDEN OF TAMPA		635	32	5%	667
QUOTIENT SCIENCES		644	23	3%	667
ADVENT HEALTH - TIMBERRIDGE ER		567	99	15%	666
AMERICA'S PHARMACY LLC		585	81	12%	666
LIFE CARE CENTER OF HILLIARD		641	22	3%	663
NAPLES CHILDREN'S URGENT CARE		582	80	12%	662
ST JOHN'S NURSING CENTER		637	25	4%	662
FHMG FLORIDA HOSPITAL MEDICAL GROUP		615	46	7%	661
ADVENTHEALTH MEDICAL GROUP PROMPT CAR	1	482	176	27%	659



# COVID-19: testing by laboratory

Data through May 13, 2021 verified as of May 14, 2021 at 09:25 AM

Data in this report are provisional and subject to change.

The numbers in the table below represent the number of Florida and non-Florida residents for whom test results were received by the Department of Health. A person can be tested by more than one laboratory and can have both positive and negative results. **Therefore, the sum of the numbers in each column will be larger than the total number of people tested.**

Reporting lab	Inconclusive	Negative	Positive	Percent positive	Total
NSPIRE HEALTHCARE MIAMI LAKES	8	633	15	2%	656
POINT OF CARE TESTING SITE		630	26	4%	656
WILLOW BROOKE COURT AT INDIAN RIVER ESTATES		611	45	7%	656
Palm Garden of Ocala		554	102	16%	656
HMA SANTA ROSA MEDICAL CENTER LLC DBA		530	123	19%	653
MAVERICK LABS		461	191	29%	652
SABAL PALMS HEALTH AND REHAB		593	58	9%	651
MID-FLORIDA PATHOLOGY		482	167	26%	649
VETERANS AFFAIRS MEDICAL CENTER - JAMES A HALEY			639	100%	639
ORLANDO ORTHOPAEDIC OUTPATIENT SURGERY CENTER LLC		635	4	1%	639
HARBOUR HEALTH CENTER		619	19	3%	638
ADDINGTON PLACE AT WELLINGTON GREEN		626	11	2%	637
SOLARIS HEALTHCARE LAKE CITY		533	103	16%	636
FLORIDA DEPARTMENT OF HEALTH IN CALHOUN COUNTY		490	145	23%	635
CHILDRENS MEDICAL ASSOCIATION PA		565	69	11%	634
BALDOMERO LOPEZ STATE VETERANS NURSING HOME	2	625	6	1%	633
CONTINENTAL CLINICAL RESEARCH, LLC		557	75	12%	632
EXPRESS URGENT CARE LLC		1	631	100%	632
PHYSICIANS PRIMARY CARE LAB	1	552	77	12%	630
SEBASTIAN RIVER MEDICAL CENTER	3	444	179	29%	626
MANOR CARE NURSING CENTER OF SARASOTA FL LLC		537	87	14%	624
CONSULATE HEALTHCARE OF VERO BEACH	14	527	83	13%	624
FLORIDA HOSPITAL MEDICAL GROUP		365	257	41%	622
AFC URGENT CARE FAMILY CARE			622	100%	622
WELL-BEING MEDICAL CENTER PLLC		562	59	10%	621
VILLA MARIA NURSING & REHAB CENTER INC	1	603	17	3%	621
PALM GARDEN OF ORLANDO		586	34	5%	620
DAVITA LABS	4	613	1	0%	618
INTERNAL MEDICINE & PEDIATRICS OF TAMPA BAY PA		537	80	13%	617
THERADOC		152	464	75%	616
PIONEER CLINICAL LAB LLC		505	110	18%	615
HOLY CROSS HOSPITAL		12	598	98%	610
PALMETTO FAMILY HEALTHCARE	1	398	209	34%	608
AFC URGENT CARE SEMINOLE	1		602	100%	603
HOPE HOSPICE AND COMMUNITY SERVICES INC	14	566	21	3%	601
HEALTH CENTER AT BRENTWOOD	1	553	47	8%	601
MANOR OAKS NURSING & REHAB CENTER	5	593	2	0%	600
NORTH FLORIDA RETIREMENT VILLAGE		595	5	1%	600
PATIENTS FIRST - MAHAN DRIVE		164	436	73%	600
DASCENA, INC	3	537	60	10%	600
FOUNTAIN MANOR HEALTH AND REHAB CENTER	1	577	21	4%	599
ANCIENT CITY PEDIATRICS	1	572	25	4%	598
BODYK		584	11	2%	595
URGENT CARE EXPRESS LLC		235	359	60%	594
UNIVERSITY OF TAMPA INC, THE		572	21	4%	593
NEW YORK HOSPITAL LABORATORIES	1	576	16	3%	593



# COVID-19: testing by laboratory

Data through May 13, 2021 verified as of May 14, 2021 at 09:25 AM

Data in this report are provisional and subject to change.

The numbers in the table below represent the number of Florida and non-Florida residents for whom test results were received by the Department of Health. A person can be tested by more than one laboratory and can have both positive and negative results. **Therefore, the sum of the numbers in each column will be larger than the total number of people tested.**

Reporting lab	Inconclusive	Negative	Positive	Percent positive	Total
The Manor at Blue Water Bay		530	63	11%	593
BROOKDALE FORT MYERS CYPRESS LAKE		590	2	0%	592
DOH - INDIAN RIVER		490	101	17%	591
HOSPICE OF THE FLORIDA SUNCOAST,THE		579	10	2%	589
BONIFAY NURSING AND REHAB CENTER		555	33	6%	588
DBI HEALTH INC		572	16	3%	588
SHORELINE PHYSICIAN GROUP		364	223	38%	587
FLORIDA HOSPITAL HEARTLAND MED CTR LAKE PLACID		463	123	21%	586
AFC URGENT CARE TYRONE		4	581	99%	585
LAUDERDALE NURSING CENTER LLC	1	565	19	3%	585
INNOVATIVE GENOMICS, LLC	9	530	45	8%	584
SUNSHINE URGENT CARE LLC		429	154	26%	583
EMERALD COAST PEDIATRICS & ADOL		512	67	12%	579
WEST GABLES HEALTH CARE CENTER		567	11	2%	578
TENNESSEE DOH - NASHVILLE	2	504	66	12%	572
MEDICAL VB		451	121	21%	572
PORT SAINT LUCIE HOSPITAL		561	10	2%	571
NURSING PLUS OF BROWARD LLC	1	546	23	4%	570
PLANT CITY PEDIATRICS	1	457	111	20%	569
PREMIER MEDICAL CENTER LLC	11	530	28	5%	569
ECCOLAB GROUP	1	148	419	74%	568
BENTON PEDIATRICS INC		510	58	10%	568
ENCOMPASS HEALTH REHABILITATION HOSPITAL OF SUNRISE	8	551	8	1%	567
CONSULATE HEALTH CARE OF BAYONET POINT	4	548	14	2%	566
PEDIATRIC ASSOCIATES OF OCALA PA		524	42	7%	566
RICARDO NAVARRO DO PA		478	88	16%	566
DIGNITY HEALING, LLC		545	19	3%	564
PALM GARDEN OF WINTER HAVEN	3	545	16	3%	564
ARCPPOINTS LABS		491	71	13%	562
MEMORIAL PEMBROKE 24/7 CARE CENTER		433	129	23%	562
NEMOURS CHILDERN'S HOSPITAL		453	108	19%	561
CHAUTAUQUA REHABILITATION AND NURSING CENTER		547	12	2%	559
PEDIATRICS BY THE SEA		525	34	6%	559
VETERANS AFFAIRS MEDICAL CENTER - BAY PINES		19	539	97%	558
PALM GARDEN OF JACKSONVILLE	2	475	80	14%	557
FIRST CHOICE PEDIATRICS		437	118	21%	555
VETERANS AFFAIRS MEDICAL CENTER - GAINESVILLE		3	552	99%	555
BAPTIST PRIMARY CARE, INC		524	31	6%	555
BROWARD PARTNERSHIP	6	540	8	1%	554
CITRUS NURSING CENTER LLC		507	47	8%	554
Solaris Healthcare Daytona	2	502	50	9%	554
The Sands at South Beach		549	4	1%	553
THE PALACE AT HOMESTEAD	1	531	21	4%	553
FLORIDA STATE HOSPITAL CLINICAL LABORATORY		549	3	1%	552
JAMES A HALEY VETERANS HOSPITAL		1	549	100%	550
Good Samaritan Society Kissimmee Village		483	66	12%	549

# COVID-19: testing by laboratory

Data through May 13, 2021 verified as of May 14, 2021 at 09:25 AM

Data in this report are provisional and subject to change.

The numbers in the table below represent the number of Florida and non-Florida residents for whom test results were received by the Department of Health. A person can be tested by more than one laboratory and can have both positive and negative results. **Therefore, the sum of the numbers in each column will be larger than the total number of people tested.**

Reporting lab	Inconclusive	Negative	Positive	Percent positive	Total
LORI MCAULIFFE MD PA		501	47	9%	548
THE VILLAGES REGIONAL HOSPITAL FREESTANDING		498	50	9%	548
EXPERTUS LABORATORIES INC		448	100	18%	548
VITAE DIAGNOSTICS		534	13	2%	547
NCF DIAGNOSTICS & DNA TECHNOLOGIES	15	213	318	58%	546
GANDY CROSSING CARE CENTER	1	525	20	4%	546
LIFE CARE CENTER OF WINTER HAVEN		525	20	4%	545
PENSACOLA PEDIATRICS MILTON		484	61	11%	545
COASTAL URGENT CARE		428	116	21%	544
MEDIPATH		108	435	80%	543
CARENOW	2	308	233	43%	543
DOCTORS CENTER,THE		432	111	20%	543
JACKSON MEMORIAL LONG TERM CARE CENTER		505	36	7%	541
HERON POINTE HEALTH AND REHABILITATION	1	536	3	1%	540
STEWART SEBASTIAN RIVER MEDICAL CENTER		483	57	11%	540
NORTH FLORIDA REHABILITATION & SPECIALTY CARE□		531	9	2%	540
MIDWAY SPECIALTY CARE CENTER	3	422	114	21%	539
MANOR AT CARPENTERS		506	32	6%	538
LITTLE PINE PEDIATRICS PLLC	3	473	61	11%	537
FLOMEDILAB		301	236	44%	537
WHITE-WILSON MEDICAL CENTER - NICEVILLE		485	51	10%	536
PARTICLE THEORY LABS		511	25	5%	536
KINDRED HOSPITAL	10	502	22	4%	534
MAGNOLIA FAMILY URGENT CARE		484	50	9%	534
Consulate Health Care of North Fort Myers		521	13	2%	534
ORLANDO HEALTH CENTER FOR REHABILITATION		519	15	3%	534
SANDBAY URGENT CARE		433	100	19%	533
LIFE CARE CENTER OF PALM BAY□		505	28	5%	533
JACKSON MEMORIAL PERDUE MEDICAL CENTER		502	29	5%	531
University Crossing		528	2	0%	530
MED FAST URGENT CARE CENTER		260	269	51%	529
CLERMONT HEALTH AND REHABILITATION CENTER		496	33	6%	529
BROOKSVILLE HEALTHCARE CENTER LLC□		514	15	3%	529
ORLANDO VA MEDICAL CENTER		2	527	100%	529
MEDICAL CENTER CLINIC-IMMEDIATE CARE	1	423	104	20%	528
FLORIDA DEPARTMENT OF HEALTH CLAY COUNTY	1	424	101	19%	526
TRINITY REGIONAL REHAB CENTER		494	32	6%	526
SOLARIS HEALTHCARE OSCEOLA		500	25	5%	525
NEW PLANT CITY FAMILY CARE	1	290	234	45%	525
Palm Garden of Largo		520	4	1%	524
HILLCREST HEALTH CARE & REHABILITATION CENTER	3	506	15	3%	524
Solaris HealthCare Windermere		491	33	6%	524
SUSANNA WESLEY HEALTH CENTER		486	37	7%	523
ST CLOUD REGIONAL MEDICAL CENTER CLINICAL LAB		394	129	25%	523
STARKE FAMILY MEDICAL CENTER		428	95	18%	523
MEMPHIS PATHOLOGY LABORATORY	5	493	24	5%	522

# COVID-19: testing by laboratory

Data through May 13, 2021 verified as of May 14, 2021 at 09:25 AM

Data in this report are provisional and subject to change.

The numbers in the table below represent the number of Florida and non-Florida residents for whom test results were received by the Department of Health. A person can be tested by more than one laboratory and can have both positive and negative results. **Therefore, the sum of the numbers in each column will be larger than the total number of people tested.**

Reporting lab	Inconclusive	Negative	Positive	Percent positive	Total
PARKLANDS FACILITY INC	4	476	42	8%	522
ENZO CLINICAL LABS INC	3	490	26	5%	519
MOOSEHAVEN HEALTH CENTER		469	49	9%	518
THE SPRINGS AT BOCA CIEGA BAY		506	11	2%	517
Ocala Health and Rehabilitation Center		493	24	5%	517
PINES OF SARASOTA		507	9	2%	516
PW WINDERMERE SUBTENANT LLC		511	4	1%	515
MEDFAST URGENT CARE CENTERS		231	283	55%	514
AMBULATORY SURGERY CENTER OF BOCA RATON LTD		509	4	1%	513
ATLANTIC SHORES NURSING AND REHAB CENTER	1	499	13	3%	513
GEORGIA PUBLIC HEALTH LABORATORY		477	34	7%	511
ASSOCIATESMD MEDICAL GROUP INC		436	75	15%	511
NEW YORK PRESBYTERIAN - CUMC CLINICAL		491	20	4%	511
TIDEWELL HOSPICE INC	2	501	7	1%	510
WIMAUMA COMMUNITY HEALTH CENTER		421	89	17%	510
METROPOLITAN HOSPITAL CENTER		501	9	2%	510
BHA TITUSVILLE CLINIC		474	35	7%	509
LA MER NH LLC		499	8	2%	507
FLO-MEDILAB SERVICES LLC		195	311	61%	506
OCEAN BIOSCIENCES		495	11	2%	506
FAIRWAY OAKS CENTER LLC	6	493	6	1%	505
UNIVERSITY OF CENTRAL FLORIDA HEALTH SERVICES		483	21	4%	504
ASCEND CLINICAL	7	415	82	16%	504
MEDSCAN LABORATORY INC	1	284	218	43%	503
VITAS HEALTHCARE CORPORATION		498	5	1%	503
CLINICAL LABS OF HAWAII		499	4	1%	503
Darcy Hall Of Life Care		488	14	3%	502
BOULEVARD REHABILITATION CENTER		486	16	3%	502
OKEECHOBEE COUNTY HEALTH DEPT	1	370	131	26%	502
ADVENTHEALTH EXPRESS CARE AT		417	84	17%	501
GOOD SAMARITAN CENTER		497	3	1%	500
CLINICAL PATHOLOGY LABS		388	112	22%	500
Cypress Cove Care Center		398	101	20%	499
Colonial Lakes Health Care		453	46	9%	499
LIFE HOPE LABS, LLC		481	18	4%	499
Heartland Healthcare of Ft. Myers	1	494	3	1%	498
SOLARIS HEALTHCARE MERRITT ISLAND		434	62	13%	496
TUSKAWILLA NURSING AND REHAB CENTER	2	486	8	2%	496
SAMANTHA WILSON CARE CENTER	4	480	12	2%	496
VILLAGE DOCTORS OF KEYSTONE		394	100	20%	494
NAIA		493	1	0%	494
VITAS LUTHERAN TOWERS INPATIENT PROGRAM		429	65	13%	494
Parkview Rehabilitation Center at Winter Park		483	10	2%	493
ELLENTON PEDIATRICS		473	19	4%	492
Quest Diag Unspecifd	1	326	164	33%	491
Williston Care Center		426	64	13%	490

# COVID-19: testing by laboratory

Data through May 13, 2021 verified as of May 14, 2021 at 09:25 AM

Data in this report are provisional and subject to change.

The numbers in the table below represent the number of Florida and non-Florida residents for whom test results were received by the Department of Health. A person can be tested by more than one laboratory and can have both positive and negative results. **Therefore, the sum of the numbers in each column will be larger than the total number of people tested.**

Reporting lab	Inconclusive	Negative	Positive	Percent positive	Total
AMEERAH LABS, LLC	2	399	89	18%	490
EPN URGENT CARE		83	406	83%	489
SOLARIS HEALTHCARE BAYONET POINT		467	21	4%	488
Life Care Center of Punta Gorda	1	470	15	3%	486
FLETCHER HEALTH AND REHABILITATION CENTER		480	3	1%	483
CareATC - Jackson	120	317	46	10%	483
AZALEA TRACE PHYSICIAN SERVICES		476	7	1%	483
FAMILY EXPRESS URGENT CARE		5	477	99%	482
PALM BEACH PEDIATRICS PA	2	416	63	13%	481
HARTS HARBOR HEALTH CARE CENTER		457	24	5%	481
Manatee Springs Rehabilitation and Nursing Center		460	20	4%	480
NAVAL HOSPITAL - JACKSONVILLE		138	341	71%	479
MOBILE MEDICAL ASSOCIATES PL	17	409	52	11%	478
HEALTHY STEPS PEDIATRICS		425	52	11%	477
ADVENTHEALTH EXPRESS CARE AT WALGREENS 49TH STREET		405	71	15%	476
FAMILY CARE PARTNERS OF NORTHEAST FLORIDA LLC		396	79	17%	475
Santa Rosa Center for Rehabilitation and Healing		403	71	15%	474
Q ANSWER LAB	1	414	59	12%	474
MARION AND BERNARD L SAMSON NURSING CENTER		469	4	1%	473
SEASIDE HEALTH AND REHABILITATION CENTER		410	63	13%	473
HOLISTIX TREATMENT CENTERS		461	11	2%	472
AYERS HEALTH & REHABILITATION CENTER		464	7	1%	471
MANOR CARE OF BOYNTON BEACH LLC		447	24	5%	471
Bayside Care Center	1	448	20	4%	469
NTD_EUROFINS_AIMS		429	40	9%	469
ABBEY DELRAY		461	7	1%	468
UNIVERSITY OF TAMPA STUDENT HEALTH AND SHC CLINICAL LABORATORY		298	168	36%	466
MANORCARE HEALTH SERVICES - VENICE		410	56	12%	466
BROOKDALE PALMER RANCH	1	407	57	12%	465
ONESTOP MEDICAL AND URGENT CARE LLC		403	62	13%	465
HARDEE COUNTY HEALTH DEPARTMENT		378	87	19%	465
HEALTHWORKS MED GROUP OF FLORIDA PA	3	452	9	2%	464
AVANTE AT OCALA INC	5	426	32	7%	463
ST PETERSBURG PEDIATRICS-SEMINOLE BLVD		388	73	16%	461
THE PALACE MANAGEMENT - THE PALACE AT CORAL GABLES		458	3	1%	461
PALM GARDEN OF WEST PALM BEACH	4	439	16	3%	459
INDIAN RIVER CTR, LLC		407	52	11%	459
BLOUNTSTOWN REHABILITATION CENTER LLC		349	108	24%	457
MILLENNIA ADVANCED SCIENTIFIC LLC		406	51	11%	457
TREASURE COAST COMMUNITY HEALTH	3	378	75	16%	456
CLARIDGE HOUSE NURSING CENTER		437	18	4%	455
PEDIATRIC HEALTH CARE ALLIANCE, PA		412	43	9%	455
NATIONS BEST FAMILY HEALTH CARE		267	187	41%	454
BAPTIST HEALTH URGENT CARE AT PLANTATION		385	69	15%	454
ORCHARD PARK HEALTH & REHABILITATION		448	6	1%	454
ST PETERSBURG PEDIATRICS-PARK BLVD		412	42	9%	454

# COVID-19: testing by laboratory

Data through May 13, 2021 verified as of May 14, 2021 at 09:25 AM

Data in this report are provisional and subject to change.

The numbers in the table below represent the number of Florida and non-Florida residents for whom test results were received by the Department of Health. A person can be tested by more than one laboratory and can have both positive and negative results. **Therefore, the sum of the numbers in each column will be larger than the total number of people tested.**

Reporting lab	Inconclusive	Negative	Positive	Percent positive	Total
ROLLINS COLLEGE WELLNESS CENTER		130	322	71%	452
ST ANDREWS BAY SKILLED NURSING &		391	61	13%	452
PRO HEALTH		202	248	55%	450
RITECARE MEDICAL CENTER		360	90	20%	450
WATERMARK LAKE POINTE WOODS LLC		431	18	4%	449
RENAISSANCE AT THE TERRACES		439	8	2%	447
SMA SPECIALTY MEDICAL LAB		120	327	73%	447
DIAMOND RIDGE HEALTH AND REHABILITATION CENTER		424	22	5%	446
DIAGNOSTIC & CLINICAL CARE SERVICES INC DBA		357	89	20%	446
SPECIALTY HEALTH AND REHABILITATION CENTER		415	31	7%	446
MORSE LIFE MEMORY CARE RESIDENCE		433	10	2%	443
Destin Healthcare and Rehabilitation Center	1	401	40	9%	442
EMERITUS AT NAPLES	2	439	1	0%	442
WALGREENS 3173		401	40	9%	441
ORCHARD RIDGE CARE AND REHABILITATION CENTER		421	19	4%	440
COLLIER COUNTY JAIL		436	3	1%	439
BROOKDALE LAKE TAVARES		431	8	2%	439
PENSACOLA PEDIATRICS, PA		419	19	4%	438
TAMARAC REHABILITATION & HEALTH CENTER		432	6	1%	438
ABBOTT DIAGNOSTICS		409	29	7%	438
FLORIDA HEART & VASCULAR MULTISPECIALTY GROUP PA		333	103	24%	436
Bardmoor Oaks Healthcare and Rehabilitation Center		422	14	3%	436
APP-UNIPATH, LLC	2	417	16	4%	435
PruittHealth Panama City	1	369	64	15%	434
BAPTIST PRIMARY CARE INC	1	404	28	6%	433
CHEEK AND SCOTT DRUGS INC		360	72	17%	432
Life Care Center of Ocala		362	70	16%	432
FLORIDA DEPT OF HEALTH IN BREVARD COUNTY	3	364	63	15%	430
AVECINA MEDICAL JULINGTON	1	240	189	44%	430
Solaris Healthcare Lake Bennet		389	38	9%	427
HEALTH CENTRAL PARK		359	68	16%	427
HCSO OCCUPATIONAL HEALTH AND WELLNESS CENTER		344	83	19%	427
BAY VILLAGE OF SARASOTA INC		423	3	1%	426
SUNLAND MARIANNA COX MEDICAL CENTER		383	43	10%	426
FLORIDA DEPARTMENT OF HEALTH IN LIBERTY COUNTY	3	324	97	23%	424
LUIS A GHIGLINO MD PA		412	12	3%	424
SUN COUNTRY PEDIATRICS PLLC	9	378	37	9%	424
PALMS OF SEBRING		385	38	9%	423
SABAL DIRECT PRIMARY CARE, PA		339	84	20%	423
MY HEALTHY BLUEPRINT BY BAPTIST HEALTH CARE		353	68	16%	421
LEHIGH REGIONAL MEDICAL CENTER LAB	2	372	47	11%	421
GARCIA CLINICAL LABORATORY		28	392	93%	420
BRIDGEWATER PARK HEALTH AND REHAB	3	380	34	8%	417
MINUTECLINIC LLC #3671		372	45	11%	417
KEY LARGO - LARGO CARGO		379	38	9%	417
Bay Breeze Senior Living and Rehabilitation Center		363	53	13%	416

# COVID-19: testing by laboratory

Data through May 13, 2021 verified as of May 14, 2021 at 09:25 AM

Data in this report are provisional and subject to change.

The numbers in the table below represent the number of Florida and non-Florida residents for whom test results were received by the Department of Health. A person can be tested by more than one laboratory and can have both positive and negative results. **Therefore, the sum of the numbers in each column will be larger than the total number of people tested.**

Reporting lab	Inconclusive	Negative	Positive	Percent positive	Total
HEALTH PARK CARE CENTER		409	7	2%	416
PEACHTREE IMMEDIATE CARE		351	65	16%	416
FLORIDA DEPARTMENT OF HEALTH		361	54	13%	415
LIFE CARE PONTE VEDRA INC		402	12	3%	414
Timberridge Center for Rehabilitation and Healing		378	35	8%	413
STUART - FAIRGROUNDS		364	49	12%	413
BARTON HEALTH ALLIANCE	3	359	49	12%	411
PALMS REHABILITATION AND HEALTHCARE CENTER		370	40	10%	410
LASER & SURGERY CENTER OF THE PALM BEACHES□		408	2	0%	410
BAYSHORE DIAGNOSTICS		362	46	11%	408
PORT CHARLOTTE HMA		365	43	11%	408
UR MEDICINE LABS- CENTRAL LABORATORY		381	26	6%	407
ARCPPOINT LABS OF ST PETERSBURG		316	91	22%	407
Vi at Lakeside Village Skilled Nursing		392	15	4%	407
TIDE LABORATORIES		362	45	11%	407
NAPHCARE, INC AT MANATEE COUNTY JAIL		380	26	6%	406
Solaris Healthcare Coconut Creek		395	11	3%	406
HENDRY REGIONAL MEDICAL CENTER		118	287	71%	405
The Care Center at Pinellas Park	1	390	14	3%	405
TRI-COUNTY NURSING AND REHABILITATION CENTER INC		389	15	4%	404
ELMCROFT PINECREST	1	376	27	7%	404
HARDEE MANOR HEALTH CARE CENTER	1	398	4	1%	403
OCEAN VIEW NURSING AND REHAB CENTER		379	22	5%	401
PEDIATRICS IN BREVARD PA- ROCKLEDGE		353	47	12%	400
Life Care Center at Inverrary		389	10	3%	399
MEDFAST URGENT CARE CENTER		167	231	58%	398
ADVANCED AMBULATORY SURGERY CENTER		383	14	4%	397
MADISON FACILITY INC		390	7	2%	397
ROSEWOOD HEALTH AND REHABILITATION CENTER		370	27	7%	397
BAPTIST HEALTH SOUTH FLORIDA - WEST BOCA URGENT CARE		329	67	17%	396
JACKSONVILLE KIDS PEDIATRICS, PLLC		361	35	9%	396
MINI ER AND URGENT CARE		289	105	27%	394
EXCEL PEDIATRICS		336	58	15%	394
Coastal Health and Rehabilitation Center		382	12	3%	394
AVON PARK PEDIATRICS INC	3	348	42	11%	393
SIGNATURE HEALTHCARE OF NORTH FLORIDA		389	4	1%	393
GENETIC TECHNOLOGICAL INNOVATIONS, LLC		378	14	4%	392
MANORCARE AT LELY PALMS		383	8	2%	391
CORAL TRACE HEALTH CARE□	2	384	5	1%	391
AVANTE AT MT DORA		381	8	2%	389
BARBER		13	376	97%	389
Stacey Health Care Centers Inc. dba Riverside Care Center		358	30	8%	388
ENCOMPASS HEALTH REHABILITATION OF SEA PINES		386	1	0%	387
ST JOSEPH'S HOSPITAL LABORATORY		2	385	99%	387
LIFE BRITE	4	365	18	5%	387
BOCA BIOLISTICS REFERENCE LABORATORY	3	256	127	33%	386

# COVID-19: testing by laboratory

Data through May 13, 2021 verified as of May 14, 2021 at 09:25 AM

Data in this report are provisional and subject to change.

The numbers in the table below represent the number of Florida and non-Florida residents for whom test results were received by the Department of Health. A person can be tested by more than one laboratory and can have both positive and negative results. **Therefore, the sum of the numbers in each column will be larger than the total number of people tested.**

Reporting lab	Inconclusive	Negative	Positive	Percent positive	Total
SERENADES IN THE VILLAGES		333	53	14%	386
VILLAGE PLACE NH LLC		340	46	12%	386
SEA BREEZE REHAB AND NURSING CENTER		376	9	2%	385
JACKSONVILLE VA UNIVERSITY OPC	4	368	12	3%	384
FAMILY MEDICAL CARE OF PALM BEACH		280	104	27%	384
VILLAGE DOCTORS FAMILY MEDICAL CENTER OF		316	68	18%	384
SUNCOAST URGENT CARE		286	97	25%	383
BAYFRONT MEDICAL		335	47	12%	382
VETERANS AFFAIRS MEDICAL CENTER - LAKE CITY		52	330	86%	382
ST CATHERINE'S WEST REHABILITATION HOSPITAL		369	13	3%	382
COMMUNITY HEALTH AND REHABILITATION CENTER		319	63	16%	382
BROOKDALE PADDOCK HILLS	2	378	2	1%	382
BEAR CREEK NURSING CENTER		377	5	1%	382
KISSIMMEE FACILITY OPERATIONS LLC		356	24	6%	380
TRENTON MEDICAL CENTER INC DBA PALMS MEDICAL GROUP	4	282	93	25%	379
ACCESS MEDICAL CENTER	1	344	33	9%	378
RAPID RELIABLE TESTING NY LLC		366	12	3%	378
ARCPPOINT LABS OF SARASOTA MANATEE		295	83	22%	378
SANFORD LABORATORIES		334	43	11%	377
24/7 PEDIATRIC CARE CENTERS INC		356	21	6%	377
EHEALTHSCREENINGS, LLC		377			377
ELMHURST HOSPITAL CENTER	1	344	32	8%	377
FAIR HAVENS CENTER, OPCO		368	8	2%	376
solaris Healthcare Parkway	2	355	19	5%	376
BAYA PHARMACY WEST		8	368	98%	376
FL HUD DESTIN, LLC D/B/A GRAND BOULEVARD HEALTH		337	39	10%	376
SPRINGTREE REHAB & HEALTH CARE CENTER		352	24	6%	376
Solaris HealthCare Imperial		368	8	2%	376
HOLISTIC PEDIATRICS GROUP LLC		349	26	7%	375
REHABILITATION CENTER OF LAKE CITY, THE		345	30	8%	375
COLOR GENOMICS, INC.	4	365	6	2%	375
VIERA VA OPC		368	7	2%	375
FAMILY CARE PARTNERS OF NE FLORIDA LLC		298	77	21%	375
HARBOURWOOD	1	365	8	2%	374
HAINES CITY REHABILITATION AND NURSING CENTER		349	24	6%	373
EPWORTH VILLAGE RETIREMENT COMMUNITY		367	6	2%	373
MANOR CARE OF NAPLES FL LLC		366	6	2%	372
HOLLEY NAVARRE MEDICAL CLINIC		287	84	23%	371
URGENT CARE BETHESDA	1	318	52	14%	371
LAKE EUSTIS HEALTH AND REHABILITATION CENTER		363	8	2%	371
MACDILL AIR FORCE BASE		330	41	11%	371
Palmetto Subacute Care Center		359	11	3%	370
HOLIDAY CVS LLC DBA CVS/PHARMACY #0440		354	16	4%	370
INFORM DIAGNOSTICS		361	9	2%	370
ADVENT HEALTH - TAMPA		148	221	60%	369
BAYA POINTE NURSING AND REHABILITATION		286	83	22%	369

# COVID-19: testing by laboratory

Data through May 13, 2021 verified as of May 14, 2021 at 09:25 AM

Data in this report are provisional and subject to change.

The numbers in the table below represent the number of Florida and non-Florida residents for whom test results were received by the Department of Health. A person can be tested by more than one laboratory and can have both positive and negative results. **Therefore, the sum of the numbers in each column will be larger than the total number of people tested.**

Reporting lab	Inconclusive	Negative	Positive	Percent positive	Total
TAVARES PEDIATRICS		308	59	16%	367
ESTERO ISLAND MEDICAL CENTER		290	76	21%	366
RIVERS FAMILY MEDICINE PA		278	87	24%	365
AVENTURA REHAB AND NURSING CENTER		346	18	5%	364
Marshall Health and Rehabilitation Center		314	49	13%	363
CYPRESS COVE		354	8	2%	362
GULF COAST MEDICAL CENTER		353	6	2%	359
SOUTHWEST ORLANDO FAMILY MEDICINE, PL		298	60	17%	358
ARGO SENIOR LIVING AT HAVERHILL		336	21	6%	357
CITY OF PORT SAINT LUCIE		333	24	7%	357
AVANTE AT LEESBURG INC		352	5	1%	357
Surrey Place Healthcare and Rehabilitation		354	2	1%	356
FLORIDA KEYS PEDIATRICS & ADOLESCENT CENTER		338	18	5%	356
The Grove Health and Rehabilitation		331	24	7%	355
AFTER HOURS PEDIATRICS INC	1	1	352	99%	354
HCTB INC		295	58	16%	353
EAST RIDGE RETIREMENT VILLAGE		350	3	1%	353
KEY WEST HEALTH AND REHAB	1	344	8	2%	353
WILLISTON PEDIATRICS PA	1	310	41	12%	352
FOUNTAIN INN NURSING & REHABILITATION CTR, INC		346	6	2%	352
MY CLINICAL LAB		223	129	37%	352
VILLAGE AT VIENNA SQUARE, THE	6	329	17	5%	352
Avante at St Cloud, Inc.		340	11	3%	351
CORAL BAY HEALTHCARE AND REHABILITATION	1	338	12	3%	351
DEPARTMENT OF HEALTH BUREAU OF FAMILY		338	12	3%	350
TGH		1	348	100%	349
CRYSTAL RIVER HEALTH & REHAB		345	4	1%	349
VI AT BENTLEY VILLAGE HOME CARE		347	1	0%	348
HOSPICE OF LAKE & SUMTER INC	1	337	10	3%	348
JACKSON PLAZA NURSING & REHAB CENTER	6	332	9	3%	347
FRICKS PHARMACY		282	64	18%	346
SELECT REFERENCE LABORATORIES, LLC	1	333	12	3%	346
APOLLO HEALTH & REHABILITATION		339	7	2%	346
WALGREENS 4915	1	306	39	11%	346
HEALTH DESIGNS		332	14	4%	346
ELLENTON PEDIATRICS PA		325	20	6%	345
USAFSAM/PHE		175	170	49%	345
FIRST CHOICE PEDIATRICS INC		305	40	12%	345
LabCorp (Non-Interfaced)	2	133	210	61%	345
SUNRISE DIAGNOSTIC LABORATORY		292	53	15%	345
CENTRAL FLORIDA HEALTH SERVICES		300	45	13%	345
Concordia Village of Tampa AL		340	5	1%	345
POMPANO REHABILITATION AND NURSING CTR		339	5	1%	344
REGENTS PARK OF BOCA RATON		339	5	1%	344
FLORIDA HEALTH CARE PLANS			344	100%	344
ADVENT HEALTH CENTRA CARE - PALM COAST		80	262	77%	342



# COVID-19: testing by laboratory

Data through May 13, 2021 verified as of May 14, 2021 at 09:25 AM

Data in this report are provisional and subject to change.

The numbers in the table below represent the number of Florida and non-Florida residents for whom test results were received by the Department of Health. A person can be tested by more than one laboratory and can have both positive and negative results. **Therefore, the sum of the numbers in each column will be larger than the total number of people tested.**

Reporting lab	Inconclusive	Negative	Positive	Percent positive	Total
ST LUCIE EMPLOYEE HEALTH & WELLNESS CENTER		328	13	4%	341
STATMED QUICK QUALITY CLINIC AT NORTH PINELLAS		80	261	77%	341
CRONOS CLINICAL LABORATORY	22	227	91	27%	340
CONCIMED LLC		307	33	10%	340
MEDICAL CENTER AT OCEAN REEF,THE		321	17	5%	338
SIGNATURE HEALTHCARE AT THE COURTYARD		291	47	14%	338
ST JUDE CHILDREN'S RESEARCH HOSPITAL		323	15	4%	338
MACCLENLY NURSING AND REHAB		320	18	5%	338
RULEME CENTER	2	306	30	9%	338
Avante at Inverness		333	3	1%	336
AMERICAN FINNISH NURSING HOME	2	326	8	2%	336
DELTONA HEALTH CARE		307	28	8%	335
LODGE HEALTH AND REHABILITATION CENTER, THE		302	33	10%	335
ARDEN COURTS OF TAMPA□	2	327	6	2%	335
MIAMI CEREBRAL PALSY RESIDENTIAL		334	1	0%	335
KENNEDY PAIN CLINIC GROUP LLC		301	34	10%	335
TIERRA PINES CENTER		321	13	4%	334
PHYSICIANS REGIONAL WALK-IN		196	138	41%	334
GOOD SAMARITAN SOCIETY-DAYTONA		313	21	6%	334
XPRESS URGENT CARE- PORT ST. LUCIE		181	153	46%	334
CROSS POINTE CARE CENTER	2	325	6	2%	333
NORTH PINELLAS STATMED QUICK QUALITY CLINICS		236	97	29%	333
Life Care Center at Wells Crossing		309	24	7%	333
QUICK CARE MED LLC	1	266	66	20%	333
EDGEWATER AT WATERMAN VILLAGE,THE		316	16	5%	332
ROSEN MEDICAL CENTER		287	45	14%	332
DAYTONA BEACH HEALTH AND REHAB CENTER		329	2	1%	331
ACCURATE DIAGNOSTIC LABS, INC		311	18	5%	329
CENTERSTONE OF FLORIDA□		301	28	9%	329
WESTCHESTER GARDENS LIMITED PARTNERSHIP		319	9	3%	328
AMERICAN ESOTERIC LAB-BIRMINGHAM		323	5	2%	328
TALLAHASSEE NHHI LLC	1	299	27	8%	327
ST JAMES HEALTH AND REHABILITATION CENTER		240	87	27%	327
CORAL REEF NURSING & REHABILITATION CENTER		319	8	2%	327
SILVER CREEK SENIOR LIVING COMMUNITY		321	5	2%	326
HAVEN OF OUR LADY OF PEACE INC		318	8	2%	326
220 GOLDEN, LLC	1	308	16	5%	325
JUPITER MEDICAL CENTER URGENT CARE - STUART		246	79	24%	325
PIONEER CLINICAL LAB, LLC		212	113	35%	325
Sunset Point Center		318	6	2%	324
LUTHERAN HAVEN		314	9	3%	323
AVELLINO LAB USA, INC	1	308	14	4%	323
Life Care Center of Sarasota		309	13	4%	322
BIOCEPT		300	22	7%	322
HEATHER HILL HEALTHCARE CENTER		274	47	15%	321
Avante at Orlando	1	314	6	2%	321

# COVID-19: testing by laboratory

Data through May 13, 2021 verified as of May 14, 2021 at 09:25 AM

Data in this report are provisional and subject to change.

The numbers in the table below represent the number of Florida and non-Florida residents for whom test results were received by the Department of Health. A person can be tested by more than one laboratory and can have both positive and negative results. **Therefore, the sum of the numbers in each column will be larger than the total number of people tested.**

Reporting lab	Inconclusive	Negative	Positive	Percent positive	Total
HUNT CLUB PEDIATRIC ASSOCIATES, P.A.		273	48	15%	321
COLLIER PHARMACY		262	58	18%	320
West Melbourne Health and Rehabilitation Center		319	1	0%	320
JACKSONVILLE UNIVERSITY	1	302	17	5%	320
STAR CARE		266	53	17%	319
PruittHealth Santa Rosa		225	94	29%	319
HOMESTEAD MANOR	2	275	41	13%	318
LAKEVIEW NEUROLOGIC		304	14	4%	318
MEDEXPRESS LUTZ		4	313	99%	317
HIGHLANDS URGENT CARE		1	314	100%	315
D PEDIATRICS		285	30	10%	315
BAY COUNTY SHERIFFS OFFICE JAIL FACILITY		262	53	17%	315
SILVERCREST HEALTH AND REHABILITATION CENTER	3	303	8	3%	314
CONSULATE HEALTH CARE OF SAFETY HARBOR		307	7	2%	314
PALM GARDEN OF PINELLAS		313	1	0%	314
AMERICAN RESEARCH LABS		266	47	15%	313
GENESIS MEDICAL LABORATORY MIAMI FL.		83	230	73%	313
OSPREY LODGE		252	60	19%	312
LEESBURG PEDIATRICS		274	37	12%	311
ST VINCENT'S AMBULATORY CARE INC DBA	2	269	39	13%	310
RIVERWOOD HEALTH NH LLC		271	39	13%	310
PONTE VEDRA GARDENS		308	1	0%	309
CONEY ISLAND HOSPITAL	1	297	11	4%	309
Chatsworth at PGA National, LLC		295	14	5%	309
MIDWAY PRIMARY CARE, LLC	11	190	107	35%	308
PROFESSIONAL URGENT CARE SERVICES		255	52	17%	307
Chatham Glen Healthcare and Rehabilitation Center		298	9	3%	307
PERSONALIZED GENETIC TESTING	3	204	100	33%	307
USA HEALTH UNIVERSITY HOSPITAL CLINICAL LABORATORY	1	295	10	3%	306
FREEDOM SQUARE NURSING CENTER		293	12	4%	305
LAKELAND REGIONAL HEALTH SYSTEMS INC		39	266	87%	305
DE LUNA HEALTH AND REHABILITATION CENTER		281	23	8%	304
WHITE WILSON MEDICAL IMMEDIATE CARE NICEVILLE		77	227	75%	304
CLARE BRIDGE ORMOND BEACH	1	303			304
LAKE PARK OF MADISON		292	11	4%	303
SARAPATH DIAGNOSTICS		172	131	43%	303
FLORIDA ATLANTIC UNIVERSITY STUDENT HEALTH		250	52	17%	302
MEDICATION ROOMS-CSU/CI NURSE STATION	1	288	13	4%	302
DISCOVERY VILLAGE AT NAPLES		284	17	6%	301
JUPITER MEDICAL CENTER URGENT CENTER		252	49	16%	301
AVANTE AT ORMOND BEACH INC		291	9	3%	300
ARBOR FACILITY INC		296	4	1%	300
renaissance health and rehabilitation center		273	27	9%	300
MILLENNIUM PHYSICIAN GROUP LLC		262	37	12%	299
BUENA VISTA URGENT CARE		264	34	11%	298
HEARTLAND PEDIATRICS OF LAKE PLACID PA	1	260	36	12%	297

# COVID-19: testing by laboratory

Data through May 13, 2021 verified as of May 14, 2021 at 09:25 AM

Data in this report are provisional and subject to change.

The numbers in the table below represent the number of Florida and non-Florida residents for whom test results were received by the Department of Health. A person can be tested by more than one laboratory and can have both positive and negative results. **Therefore, the sum of the numbers in each column will be larger than the total number of people tested.**

Reporting lab	Inconclusive	Negative	Positive	Percent positive	Total
THE RESIDENCE AT TIMBER PINES	4	267	26	9%	297
PAVILION FOR HEALTHCARE, THE		293	3	1%	296
ALLIANCE PEDIATRICS PA		288	8	3%	296
BROOKDALE DESTIN		284	12	4%	296
LONGWOOD FAMILY PRACTICE		226	69	23%	295
HOSPICE OF ST FRANCIS INC		287	7	2%	294
WESTWOOD HEALTHCARE SNF		248	46	16%	294
FARAH MEDICAL		279	15	5%	294
CHIPOLA HEALTH AND REHAB		275	18	6%	293
NORTHWEST MEDICAL CENTER CLINICAL LABORATORY		175	118	40%	293
CAREATC CITY OF TAMPA	24	228	41	14%	293
IMA MEDICAL GROUP	1	209	82	28%	292
PROTEUS MOLECULAR AND CLINICAL LAB	1	179	112	38%	292
SHC College Park		288	3	1%	291
PALMS FACILITY INC		273	18	6%	291
SANDY PINES	2	245	44	15%	291
AMELIA MEDICAL CARE		132	159	55%	291
BOND CLINIC, PA		217	74	25%	291
BIOIQ		243	48	16%	291
Rehabilitation Center for Park Place LLC		279	11	4%	290
SIGNATURE HEALTHCARE OF ORANGE PARK		286	4	1%	290
AMERICAN HEALTH ASSOCIATES INC	1	270	19	7%	290
DAVID SCOTT MADWAR MD PA		261	29	10%	290
Solaris Senior Living North Naples ALF		281	9	3%	290
WALGREENS 10670		252	38	13%	290
STERLING HOUSE OF DELAND		288	1	0%	289
PALM GARDEN OF GAINESVILLE	2	285	2	1%	289
BARBARA O'REILLY MD PA		282	7	2%	289
DOCTORS MEMORIAL HOSPITAL		158	131	45%	289
TRUE NORTH HEALTH NAVIGATION LLC DBA DISPATCHHEALTH	1	240	48	17%	289
AUBURN UNIVERSITY MEDICAL CLINIC		227	62	21%	289
MAGNOLIA DIAGNOSTICS, LLC	4	256	28	10%	288
Terrace Health and Rehab		284	4	1%	288
VETERANS AFFAIRS MEDICAL CENTER - MIAMI		2	285	99%	287
W FRANK WELLS NURSING HOME		258	29	10%	287
Flagler Health and Rehabilitation		281	5	2%	286
A PLUS PEDIATRICS		251	34	12%	285
BROWARD NURSING & REHABILITATION CTR	8	260	17	6%	285
CHIPOLA MEDICAL ASSOCIATES, LLC		207	77	27%	284
AURORA DIAGNOSTICS BERNHARDT LABORATORIES PATHOLOGY SERVICE		190	93	33%	283
LAKE VIEW CARE CENTER AT DELRAY		277	6	2%	283
VITAS HEALTHCARE CORPORATION OF FL		267	15	5%	282
BRENTWOOD RETIREMENT COMMUNITY	5	242	34	12%	281
BENTLEY CARE CENTER		279	1	0%	280
WASHINGTON REHAB AND NURSING		270	10	4%	280
ISLAND HEALTH AND REHABILITATION CENTER		271	8	3%	279

# COVID-19: testing by laboratory

Data through May 13, 2021 verified as of May 14, 2021 at 09:25 AM

Data in this report are provisional and subject to change.

The numbers in the table below represent the number of Florida and non-Florida residents for whom test results were received by the Department of Health. A person can be tested by more than one laboratory and can have both positive and negative results. **Therefore, the sum of the numbers in each column will be larger than the total number of people tested.**

Reporting lab	Inconclusive	Negative	Positive	Percent positive	Total
DOS OF NORTH SHORES NURSING & REHAB CENTER		279			279
PRUITT HEALTH-SANTA ROSA		275	2	1%	277
RITE MEDICAL CARE PC		274	3	1%	277
Crossbreeze care center	1	274	2	1%	277
Avante at Lake Worth, Inc.	1	269	6	2%	276
VILLAGES REGIONAL HOSPITAL SURGERY CENTER LLC, THE		218	58	21%	276
Jacaranda Manor		273	2	1%	275
NASSAU COUNTY JAIL		229	45	16%	274
Glades West Rehabilitation and Nursing Center		266	8	3%	274
NADAL PEDIATRICS		222	52	19%	274
Cross Gardens Care Center		272	1	0%	273
Sunnyside Nursing Home		270	3	1%	273
FIRST CHOICE PRIMARY CARE		216	56	21%	272
LAKEVIEW INTERNAL MEDICINE		204	67	25%	271
LEHIGH VALLEY GENOMICS		45	225	83%	270
ADVENT HEALTH CARE CENTER	9	246	15	6%	270
PBC FIREFIGHTER BENEFIT FUND WELLNESS CENTER		225	45	17%	270
ATLANTIC URGENT CARE		186	84	31%	270
Premier Place at The Glenview		261	9	3%	270
FLOW HEALTH LABORATORIES LLC		264	6	2%	270
ADVENT HEALTH - PALM HARBOR ER		221	49	18%	270
GEORGE SAFRAN MD PC		255	14	5%	269
WALGREENS #04809	1	239	28	10%	268
GATTOLINE ENTERPRISES, INC. DBA FAMILY CARE PHARMACY		220	48	18%	268
ADVENT HEALTH CENTRA CARE - ORMOND BEACH		113	155	58%	268
SURREY PLACE CARE CENTER		261	7	3%	268
NORTH FLORIDA PEDIATRICS - MARIANNA		227	40	15%	267
BARTRAM CROSSING		267			267
ST MARK VILLAGE	1	261	5	2%	267
FORT MYERS REHABILITATION AND NURSING CENTER		241	26	10%	267
SERANADES BY SONATA WEST ORANGE		236	29	11%	265
THE PLAYERS CHAMPIONSHIP		265			265
LAKESIDE HEALTH CENTER		263	2	1%	265
MARTIN ACQUISITION 1 LLC DBA		251	14	5%	265
MIAMI JEWISH HEALTH SYSTEMS, INC	4	251	10	4%	265
EDGEWOOD NURSING CENTER		255	10	4%	265
EVENT MED SERVICES LABORATORY		260	5	2%	265
SEAVIEW NURSING AND REHABILITATION CENTER		254	10	4%	264
The Ponce Therapy Care Center		258	4	2%	262
PINELLAS CARE CENTER		223	37	14%	260
ADVENT HEALTH - ORLANDO		195	65	25%	260
TERRACES OF LAKE WORTH CARE CENTER□		248	12	5%	260
PATHWAY PHARMACY		216	44	17%	260
CARENOW LAKE MARY		45	215	83%	260
CLIFFORD CHESTER SIMS VA NURSING HOME		251	9	3%	260
BRADEN RIVER REHABILITATION CENTER LLC		258	2	1%	260

# COVID-19: testing by laboratory

Data through May 13, 2021 verified as of May 14, 2021 at 09:25 AM

Data in this report are provisional and subject to change.

The numbers in the table below represent the number of Florida and non-Florida residents for whom test results were received by the Department of Health. A person can be tested by more than one laboratory and can have both positive and negative results. **Therefore, the sum of the numbers in each column will be larger than the total number of people tested.**

Reporting lab	Inconclusive	Negative	Positive	Percent positive	Total
CONSULATE HEALTHCARE OF KISSIMMEE		247	12	5%	259
KINDRED HOSPITAL THE PALM BEACHES		253	6	2%	259
VETERANS AFFAIRS ORLANDO VA MEDICAL CENTER			259	100%	259
CCS - JOSEPH V CONTE		256	2	1%	258
FELLOWSHIP HOME AT THE FAIRWAY LLC		251	7	3%	258
AZALEA TRACE		245	13	5%	258
OAKBROOK HEALTH AND REHABILITATION CENTER	1	243	14	5%	258
BRANDON COMMUNITY HEALTH CENTER		227	31	12%	258
FLORIDA WOMAN CARE LABORATORY LLC		232	26	10%	258
KR at Hillsborough Lakes/Lutz Healthcare		248	10	4%	258
SPRINGS AT LAKE POINTE WOODS		255	2	1%	257
BAYA URGENT CARE LLC		224	33	13%	257
SAMIR EBEID MD		231	26	10%	257
FEDERATION CCRC OPERATIONS CORP		254	3	1%	257
MARTIN MEMORIAL MEDICAL CENTER LAB		128	129	50%	257
BAYVIEW CENTER		251	6	2%	257
HUNT CLUB PEDIATRIC ASSOCIATES PA		178	79	31%	257
ESCAMBIA COUNTY JAIL DETENTION DIVISION		250	7	3%	257
Signature healthcare of Jacksonville		252	5	2%	257
FLORIDA MEDICAL CLINIC LLC		172	84	33%	256
HOMESTEAD VILLAGE		245	11	4%	256
VIERA DEL MAR HEALTH AND REHABILITATION CENTER		242	13	5%	255
FLORIDA CLINICAL LABORATORY-BIOREFERENCE LABORATORIES		103	152	60%	255
BVM THE BRIDGES LLC		252	2	1%	254
SHELL POINT VILLAGE MEDICAL CENTER		246	8	3%	254
RIVERSIDE RECOVERY OF TAMPA		252	2	1%	254
SACRED HEART HEALTH SYSTEM INC		210	43	17%	253
FORT PIERCE HEALTH CARE		246	7	3%	253
BUREAU OF CLINICAL LABORATORIES		209	42	17%	251
ST ANTHONYS REHABILITATION HOSPITAL	9	240	2	1%	251
CAREATC, INC.	1	226	24	10%	251
Consulate Health Care of St. Petersburg		244	7	3%	251
ADVANCED MEDICAL GROUP		2	249	99%	251
UCC - WELLINGTON		3	246	99%	249
ST PETERSBURG PEDIATRICS-EAST BAY	1	210	38	15%	249
ESCAMBIA COUNTY JAIL	2	180	67	27%	249
ABSOLUTE HEALTH INTERNAL MEDICINE AND PEDIATRICS		220	28	11%	248
ARDEN COURTS OF FORT MYERS		241	7	3%	248
CARRINGTON PLACE OF ST PETE LLC		242	6	2%	248
ADVENTHEALTH EXPRESS CARE AT WESLEY CH		218	29	12%	247
Orchid Cove at Sarasota		246	1	0%	247
AVECINA MOBILE		121	125	51%	246
Heritage Healthcare at Tallahassee		239	7	3%	246
life Care Center of Melbourne		229	17	7%	246
ST AUGUSTINE HEALTH & REHAB CENTER		244	1	0%	245
ROSEWOOD HEALTHCARE & REHABILITATION CENTER		239	6	2%	245

# COVID-19: testing by laboratory

Data through May 13, 2021 verified as of May 14, 2021 at 09:25 AM

Data in this report are provisional and subject to change.

The numbers in the table below represent the number of Florida and non-Florida residents for whom test results were received by the Department of Health. A person can be tested by more than one laboratory and can have both positive and negative results. **Therefore, the sum of the numbers in each column will be larger than the total number of people tested.**

Reporting lab	Inconclusive	Negative	Positive	Percent positive	Total
SUNLIFE PHARMACY		216	29	12%	245
LAKE REGIONAL URGENT CARE		12	232	95%	244
REGENTS PARK AT AVENTURA		229	15	6%	244
PADDOCK RIDGE		241	3	1%	244
MALABAR/ADVENT CENTRA CARE		48	196	80%	244
WHITE WILSON MEDICAL CENTER IMMEDIATE CARE		136	108	44%	244
ARCHER HEALTH VENTURES, LLC		217	25	10%	242
SOLARIS SENIOR LIVING VERO BEACH		233	9	4%	242
GOOD SAMARITAN CARES		236	5	2%	241
MCW MENTAL HEALTH LLC		237	4	2%	241
VILLA MARIA WEST SKILLED NURSING FACILITY		233	8	3%	241
CLARE BRIDGE OF SARASOTA		238	2	1%	240
AMERICAN HOUSE SENIOR LIVING		189	51	21%	240
PALM GARDEN OF AVENTURA		236	4	2%	240
SOUTHLAND SUITES OF ORMOND BEACH	4	236			240
STERLING HOUSE OF WINTER HAVEN		237	3	1%	240
Lake Port Square Health Center		221	19	8%	240
ORANGE COUNTY HEALTH DEPT		228	11	5%	239
ARDEN COURTS OF SEMINOLE		197	41	17%	238
FLORIDA HEALTH CARE PLAN INC		2	236	99%	238
Kindred Hospital South Florida Hollywood SNU		230	8	3%	238
FIRSTCARE CLINIC		121	117	49%	238
CLERMONT URGENT CARE		1	236	100%	237
Signature Healthcare of Ormond		234	2	1%	236
NORTH FLORIDA PEDIATRICS PA - DUVAL		207	29	12%	236
BAY TREE CARE AND REHABILITATION CENTER		197	38	16%	235
GUEST HOUSE OCALA, THE		224	11	5%	235
OAK HAMMOCK AT THE UNIVERSITY OF FLORIDA		229	6	3%	235
Fouraker Hills Rehab and Nursing		226	9	4%	235
BAY VUE NURSING AND REHABILITATION CENTER		224	11	5%	235
MATHISON RETIREMENT COMMUNITY, INC	1	222	11	5%	234
CHILDREN MED CARE INC		201	33	14%	234
MANDARIN PEDIATRICS		210	24	10%	234
LCS SANDHILL COVE LLC DBA	6	219	9	4%	234
Royal Oaks Nursing and Rehab		233	1	0%	234
DOCTORS MEMORIAL FAMILY MEDICINE	2	163	68	29%	233
MEASE COUNTRYSIDE HOSPITAL		2	230	99%	232
Lakewood Nursing Center		198	34	15%	232
BORLAND GROOVER CLINIC	1	192	39	17%	232
YOUR FAMILY WALK-IN CLINIC		17	214	93%	231
ManorCare Health Services-Palm Harbor	1	229	1	0%	231
VILLAGE PEDIATRICS LLC		199	31	13%	230
ADVENT HEALTH - LAKE NONA		196	34	15%	230
LYNN HAVEN SPORTS COMPLEX-WALKON CLINIC		21	209	91%	230
HOSPITAL FOR SPECIAL SURGERY		226	3	1%	229
WALGREENS #06012		198	31	14%	229

# COVID-19: testing by laboratory

Data through May 13, 2021 verified as of May 14, 2021 at 09:25 AM

Data in this report are provisional and subject to change.

The numbers in the table below represent the number of Florida and non-Florida residents for whom test results were received by the Department of Health. A person can be tested by more than one laboratory and can have both positive and negative results. **Therefore, the sum of the numbers in each column will be larger than the total number of people tested.**

Reporting lab	Inconclusive	Negative	Positive	Percent positive	Total
COLONY CLUB ALF,THE	1	213	15	7%	229
CORAL GABLES NURSING & REHABILITATION CENTER		218	11	5%	229
HEARTLAND SOUTH JACKSONVILLE OF JACKSONVILLE FL ,		228			228
HEALTHPOINT MED GRP OF THE EMERALD COAST LLC		189	39	17%	228
HIGHLANDS LAKE CENTER		223	5	2%	228
REGENCY PARK		209	19	8%	228
ASCENSION MEDICAL GROUP		5	223	98%	228
LAKE WALES OPERATING GROUP LLC		223	5	2%	228
BENDERSON FAMILY SKILLED NURSING AND □		210	18	8%	228
MEDICAL CONSULTANTS OF FLORIDA LLC	1	193	34	15%	228
ALLSOUTH URGENT CARE		52	175	77%	227
WIREGRASS DIRECT PRIMARY CARE PLLC □		190	37	16%	227
JUNO DERMATOLOGY LLC		208	18	8%	226
FLORIDA DEPARTMENT OF HEALTH IN TAYLOR COUNTY	1	177	48	21%	226
PARKS HEALTHCARE & REHABILITATION CTR	4	211	11	5%	226
NSPIRE HEALTHCARE LAUDERHILL		219	6	3%	225
KENILWORTH CARE & REHABILITATION CENTER		207	18	8%	225
Avante at Melbourne		220	5	2%	225
PARK MEADOWS HEALTH AND REHABILITATION CENTER		224	1	0%	225
DISCOVERY VILLAGE AT MELBOURNE		197	27	12%	224
MACTOWN, INC		222	2	1%	224
FORT WALTON REHABILITATION CENTER		185	39	17%	224
CONSULATE HEALTH CARE OF MELBOURNE		219	5	2%	224
INN AT ASTON GARDENS, THE		216	8	4%	224
MIAMI VA HEALTHCARE SYSTEM			223	100%	223
UNIVERSITY OF MIAMI		82	141	63%	223
BONITA PHARMACY		202	21	9%	223
PINNACLES PEDS CARE PA		222			222
CCS - PAUL REIN DETENTION FACILITY		156	66	30%	222
ADVENT HEALTH CENTRA CARE - APOKA NORTH		192	30	14%	222
FLORIDA HEALTH CARE PLANS INC		2	220	99%	222
FLAGLER COUNTY DETENTION CENTER		209	13	6%	222
ARDEN COURTS OF DELRAY BEACH FL LLC	3	208	11	5%	222
PALMS MEDICAL GROUP HIGH SPRINGS		183	39	18%	222
DOLPHIN POINTE HEALTH CARE LLC		198	23	10%	221
PEDIATRIC SPECIALISTS MEDICAL GROUP □	1	193	27	12%	221
CONCORD LIFE SCIENCES LLC	2	201	17	8%	220
Boynton Beach Rehabilitation Center	2	213	5	2%	220
The Waterford		217	3	1%	220
SUPERIOR RESIDENCES OF PANAMA CITY BEACH		213	7	3%	220
ADVENT HEALTH CENTRA CARE - DAYTONA BEACH		94	125	57%	219
BOCA RATON REHABILITATION CENTER	4	211	4	2%	219
SOUTH BALDWIN REGIONAL MEDICAL CENTER		205	14	6%	219
WOOD LAKE HEALTH AND REHABILITATION CENTER		219			219
JACKSON COUNTY HEALTH DEPARTMENT		163	56	26%	219
ANGELS DIAGNOSTIC GROUP		174	45	21%	219

# COVID-19: testing by laboratory

Data through May 13, 2021 verified as of May 14, 2021 at 09:25 AM

Data in this report are provisional and subject to change.

The numbers in the table below represent the number of Florida and non-Florida residents for whom test results were received by the Department of Health. A person can be tested by more than one laboratory and can have both positive and negative results. **Therefore, the sum of the numbers in each column will be larger than the total number of people tested.**

Reporting lab	Inconclusive	Negative	Positive	Percent positive	Total
ST. CLOUD REGIONAL MEDICAL CENTER		199	18	8%	217
EDWARD J HEALEY REHAB & NURSING CENTER		217			217
LAKE PORT SQUARE		200	17	8%	217
LABCORP BURLINGTON	1	158	58	27%	217
THE MANOR AT CARPENTERS		185	32	15%	217
Hampton Court Nursing and Rehabilitation Center		214	2	1%	216
WORKPLACE SCREENING INTELLIGENCE			216	100%	216
TUSCAN GARDENS OF PALM COAST		210	6	3%	216
BROOKDALE ATRIM WAY		210	6	3%	216
HEALTH FIRST - HOLMES REGIONAL MEDICAL CENTER		32	183	85%	215
GATEWAY/ADVENT CENTRA CARE	1	24	190	88%	215
Taylor Care Center		210	5	2%	215
BLOCK, NATION, CHASE, AND SMOLEN FAMILY MEDICINE		157	57	27%	214
Sunrise Health and Rehabilitation Center		206	8	4%	214
WEST		193	21	10%	214
ALL SEASONS NAPLES LLC		205	9	4%	214
CONSULATE HEALTH CARE OF WINTER HAVEN		209	4	2%	213
POCONO MEDICAL CENTER		212	1	0%	213
San Jose Health & Rehabilitation		207	6	3%	213
LIFE CARE CENTER OF PORT ST. LUCIE		201	12	6%	213
Consulate Healthcare of West Palm Beach		197	16	8%	213
Bayside Health and Rehabilitation		181	31	15%	212
FULGENT GENETICS	3	166	43	20%	212
SEMINOLE TRIBE OF FLORIDA		177	35	17%	212
JACKSONVILLE NURSING AND REHAB CENTER		203	8	4%	211
Lehigh Acres Health and Rehabilitation		198	12	6%	210
GLENRIDGE ON PALMER RANCH,THE		202	8	4%	210
PATRIOT MEDICAL LABORATORIES		202	8	4%	210
GOOD SAMARITAN SOCIETY OF DELAND		199	11	5%	210
KINDRED HOSPITAL MELBOURNE	1	203	6	3%	210
THE PALACE NURSING AND REHABILITATION CENTER		209			209
SACRED HEART MEDICAL GROUP URGENT CARE		177	32	15%	209
LAB CORP	1	121	87	42%	209
BARKLEY PLACE	1	202	6	3%	209
Nspire Health Care Kendall		199	10	5%	209
Whispering Oaks	11	175	23	11%	209
FLORIDA DEPARTMENT OF HEALTH IN WALTON COUNTY		186	21	10%	207
MIRACLE HILL NURSING & REHABILITATION CENTER INC		201	6	3%	207
NO FLORIDA PEDIATRICS, PA		180	27	13%	207
NADAL PEDIATRICS - VICTORIA STREET (3385)		175	32	15%	207
HIALEAH SHORES NURSING AND REHAB CENTER		199	8	4%	207
TARPON POINT NURSING AND REHABILITATION CENTER		203	3	1%	206
NEW YORK CITY DEPARTMENT OF HEALTH & MENTAL		171	35	17%	206
SENIOR LIVING VII TAMPA LLC	1	195	9	4%	205
Cross Terrace REhabilitation		203	2	1%	205
AMA MEDICAL GROUP LLC		172	32	16%	204



# COVID-19: testing by laboratory

Data through May 13, 2021 verified as of May 14, 2021 at 09:25 AM

Data in this report are provisional and subject to change.

The numbers in the table below represent the number of Florida and non-Florida residents for whom test results were received by the Department of Health. A person can be tested by more than one laboratory and can have both positive and negative results. **Therefore, the sum of the numbers in each column will be larger than the total number of people tested.**

Reporting lab	Inconclusive	Negative	Positive	Percent positive	Total
PCB CLINIC		159	45	22%	204
PALM HARBOR FAMILY PRACTICE & WALK-IN		157	47	23%	204
PATHGROUP LABS LLC		97	107	52%	204
CARE CENTERS OF NASSAU		201	3	1%	204
ST JOHNS COUNTY DETENTION CENTER		204			204
BROOKDALE OF SPRING HILL	9	192	2	1%	203
MINUTECLINIC DIAGNOSTIC OF TEXAS, LLC		184	18	9%	202
CVS		50	152	75%	202
POLK COUNTY HEALTH DEPARTMENT		178	24	12%	202
HERITAGE HEALTHCARE AND REHABILITATION CENTER		196	5	2%	201
Governors Creek Health and Rehabilitation	1	198	2	1%	201
VAMC WEST PALM LAB		5	196	98%	201
NSPIRE HEALTHCARE TAMARAC		161	40	20%	201
JEFFERSON COUNTY HEALTH DEPARTMENT-MONTICELLO		160	41	20%	201
ADVENT HEALTH - CARROLLWOOD	4	169	27	14%	200
MD NOW MEDICAL CENTERS INC		153	47	24%	200
GRACE PEDIATRICS		168	32	16%	200
AVANTE AT ORLANDO INC		199	1	1%	200
AVANTE OF BOCA RATON		198	1	1%	199
BENTLEY VILLAGE II		189	10	5%	199
VIPEDIATRICS PLLC		182	16	8%	198
FAWCETT MEMORIAL HOSPITAL LABORATORY			198	100%	198
LAUREL POINT CARE ACQUISITION LLC DBA SANDGATE GARDENS REHAB AND NURSI		171	27	14%	198
CANTERFIELD OF OCALA, LLC		186	12	6%	198
DEPARTMENT OF HEALTH & HUMAN SERVICES		198			198
SUMMERFIELD EMERGENCY ROOM		151	47	24%	198
MINUTECLINIC DIAGNOSTIC		186	11	6%	197
Gabisa Medical LLC		196	1	1%	197
CARE RESOURCE COMMUNITY HEALTH CENTERS INC		186	11	6%	197
AVANTE AT BOCA RATON		196			196
ABBIEJEAN RUSSELL CARE CENTER□		195	1	1%	196
RIVERWOOD CENTER,THE□		186	10	5%	196
Heritage Park Rehabilitation & Healthcare		177	18	9%	195
Arbor Springs Health and Rehab		195			195
BRUCE S WEST MD	1	193	1	1%	195
CHARTER SENIOR LIVING OF PANAMA CITY BEACH		174	21	11%	195
HAWKINS FAMILY MEDICINE LLC	1	140	54	28%	195
WEST COAST FAMILY MEDICAL CARE		160	35	18%	195
FLORIDA DEPARTMENT OF HEALTH IN ALACHUA COUNTY -		179	16	8%	195
FINLAY CLINICAL LABORATORY INC	1	39	155	79%	195
PEDIATRIC ASSOCIATES AT ARGYLE PA		185	9	5%	194
BEACON AT GULF BREEZE, THE	2	181	11	6%	194
NORTH BEACH REHABILITATION CENTER		192	2	1%	194
NO FLORIDA PEDIATRICS, PA - BRADFORD		162	32	16%	194
SARNO EXTENDED HOURS		125	69	36%	194
EMBRY RIDDLE AERONAUTICAL UNIVERSITY HEALTH SERVICES		1	192	99%	193

# COVID-19: testing by laboratory

Data through May 13, 2021 verified as of May 14, 2021 at 09:25 AM

Data in this report are provisional and subject to change.

The numbers in the table below represent the number of Florida and non-Florida residents for whom test results were received by the Department of Health. A person can be tested by more than one laboratory and can have both positive and negative results. **Therefore, the sum of the numbers in each column will be larger than the total number of people tested.**

Reporting lab	Inconclusive	Negative	Positive	Percent positive	Total
EXOSOME DIAGNOSTICS	1	172	20	10%	193
TUSCAN GARDENS OF VENETIA MANAGEMENT COMPANY		179	14	7%	193
FIRST CHOICE PEDIATRICS SEMORAN		98	94	49%	192
BAYCARE HEALTH SYSTEMS	1	6	185	96%	192
Signature Healthcare of Palm Beach		190	2	1%	192
SUNY UPSTATE MEDICAL UNIVERSITY		177	15	8%	192
GLADES HEALTH CARE CENTER		189	3	2%	192
GEORGIA DEPARTMENT OF PUBLIC HEALTH	1	5	186	97%	192
CYPRESS POINT LIVING, LLC		177	15	8%	192
HEALTH LINK DIAGNOSTIC LABORATORIES		182	9	5%	191
KINDRED HOSPITAL SOUTH FLORIDA		156	35	18%	191
ROSECASTLE OF ZEPHRILLS		188	3	2%	191
SIGNATURE HEALTHCARE OF PORT CHARLOTTE		184	7	4%	191
PRIMECARE OF DOTHAN		136	54	28%	190
HEARTLAND HEALTHCARE AND REHAB CENTER		165	25	13%	190
KINDRED HOSPITAL - SOUTH FLORIDA		186	4	2%	190
Belleair Healthcare Center		184	6	3%	190
AMERICAN FAMILY MEDICAL LLC		147	43	23%	190
NEO GENOMICS - FORT MYERS	1	183	6	3%	190
The Inn at Sarasota Bay Club		186	3	2%	189
CANTERFIELD OF CLAY COUNTY		149	40	21%	189
VIERA MANOR ASSISTED LIVING RESIDENCE		182	7	4%	189
RDV SPORTSPLEX PEDIATRICS		159	30	16%	189
PHYSICIANS REGIONAL MEDICAL CENTER - PINE RIDGE		20	169	89%	189
ARDEN COURTS OF LARGO FL, LLC		167	22	12%	189
WOMEN'S CARE FLORIDA LABORATORY		183	5	3%	188
PEDIATRICS OF GREATER ORLANDO		160	28	15%	188
BENTON HOUSE AT OAKLEAF		158	30	16%	188
OCEAN REEF MEDICAL CENTER		150	38	20%	188
Life Care Center of Altamonte Springs		157	31	16%	188
ZON BEACHSIDE LLC		151	37	20%	188
ARDEN COURTS OF PALM HARBOR		168	20	11%	188
NIGHT LITE PEDIATRICS WINTER GARDEN		144	44	23%	188
CSL PLASMA		31	156	83%	187
PLANTATION NURSING & REHAB CENTER		187			187
EAST NEW YORK DIAGNOSTIC AND TREATMENT		178	9	5%	187
MERCY MEDICAL URGENT CARE CENTER INC		129	58	31%	187
US MEDICAL CARE, INC		164	23	12%	187
QUEENS HOSPITAL CENTER	1	176	10	5%	187
ANTHEM LAKES LLC		151	35	19%	186
BAY EDUCATORS WELLNESS CENTER		127	59	32%	186
BAPTIST HEALTH PRIMARY CARE	1	135	50	27%	186
PPC-LAB EDI ORCHARD BI		176	9	5%	185
GULFCOAST PEDIATRICS		174	11	6%	185
Emory L Bennett State Veterans Nursing Home		182	3	2%	185
ADVENT		172	13	7%	185

# COVID-19: testing by laboratory

Data through May 13, 2021 verified as of May 14, 2021 at 09:25 AM

Data in this report are provisional and subject to change.

The numbers in the table below represent the number of Florida and non-Florida residents for whom test results were received by the Department of Health. A person can be tested by more than one laboratory and can have both positive and negative results. **Therefore, the sum of the numbers in each column will be larger than the total number of people tested.**

Reporting lab	Inconclusive	Negative	Positive	Percent positive	Total
CENTRAL FLORIDA HEALTHCARE GROUP LLC		151	33	18%	184
ST. JAMES BAY HEALTH AND REHABILITATION CENTER		183	1	1%	184
BROOKDALE ORANGE PARK		182	2	1%	184
BIGGERS FAMILY MEDICINE PA	1	168	15	8%	184
ADVENT HEALTH CENTRA CARE - WESLEY CHAPEL		13	170	93%	183
MAGNOLIA MEDICAL CLINIC		71	111	61%	182
ADVENT HEALTH - FOUR CORNERS ER		140	42	23%	182
HAZELDEN FLORIDA	1	174	7	4%	182
Madison Health and Rehabilitation Center		146	36	20%	182
STERLING HOUSE OF PUNTA GORDA		180	1	1%	181
ALTAMONTE PEDIATRIC ASSOCIATES		106	74	41%	180
BRIGHTON EGGERT PHARMACY INC		173	7	4%	180
TRADITION MEDICAL CENTER LABORATORY		55	124	69%	179
NORTH FLORIDA INTERNAL MEDICINE PA		145	34	19%	179
TREASURE COAST URGENT & FAMILY CARE		132	47	26%	179
ATMORE COMMUNITY HOSPITAL LABORATORY		150	29	16%	179
MOBILE INFIRMARY MED CENTER PATH LAB		164	15	8%	179
REOPEN DIAGNOSTICS LLC (DBA PANDEMIC RESPONSE LAB)	2	177			179
UNIVERSITY COMMUNITY HOSPITAL		152	26	15%	178
QUALITY URGENT CARE AND WELLNESS PL	3	128	47	26%	178
MID FLORIDA PATHOLOGY LLC MOBILE UNIT #4		125	53	30%	178
ROSECASTLE OF CITRUS		148	30	17%	178
LAKEVIEW TERRACE RETIREMENT COMMUNITY		159	19	11%	178
CAYUGA MEDICAL CENTER AT ITHACA		173	5	3%	178
FHMG-FLORIDA HOSPITAL MEDICAL GROUP		152	26	15%	178
ADVENT HEALTH CENTRA CARE - CARROLLWOOD		5	172	97%	177
HARBOR BEACH NURSING AND REHABILITATION CENTER		147	30	17%	177
SOUTH GEORGIA MEDICAL CENTER		122	55	31%	177
SUWANNEE VALLEY NURSING CENTER		163	14	8%	177
GENE BY GENE		61	115	65%	176
ASTON GARDENS AT PELICAN MARSH		169	7	4%	176
COASTAL INTERNAL MEDICINE		135	40	23%	175
WILTON MANORS HEALTH & REHABILITATION CENTER		166	9	5%	175
ADVENTHEALTH MEDICAL GROUP FAMILY MEDICINE AT		132	43	25%	175
ORLANDO HEALTH EMERGENCY DEPARTMENT		163	12	7%	175
OCALA CBOC		163	12	7%	175
WOODBIDGE FACILITY INC		169	6	3%	175
KINGS BAY PEDIATRICS LLC		169	6	3%	175
KRYSTAL BAY NURSING AND REHABILITATION		168	6	3%	174
Peninsula Care and Rehab		162	12	7%	174
ANCHOR CARE AND REHABILITATION CENTER		173	1	1%	174
LISTENING DOCTOR PLLC, THE		156	18	10%	174
CITRUS MEMORIAL HOSPITAL		1	172	99%	173
TERRACE AT HOBE SOUND, THE	1	158	14	8%	173
TGH URGENT CARE - SEMINOLE		17	155	90%	172
ARDEN COURTS OF LELY PALMS		170	2	1%	172

# COVID-19: testing by laboratory

Data through May 13, 2021 verified as of May 14, 2021 at 09:25 AM

Data in this report are provisional and subject to change.

The numbers in the table below represent the number of Florida and non-Florida residents for whom test results were received by the Department of Health. A person can be tested by more than one laboratory and can have both positive and negative results. **Therefore, the sum of the numbers in each column will be larger than the total number of people tested.**

Reporting lab	Inconclusive	Negative	Positive	Percent positive	Total
URGENT CARE OF THE PALM BEACHES, NORTH PALM BEACH			172	100%	172
DOCTOR TODAY TLC LLC		123	49	28%	172
BROOKDALE FORT MYERS THE COLONY		167	5	3%	172
SOMERBY LAKE NONA		164	7	4%	171
HOSPICE OF THE TREASURE COAST		166	5	3%	171
GRAVITY DIAGNOSTICS		56	114	67%	170
Life Care Center of Orlando		164	6	4%	170
FINNISH AMERICAN REST HOME-ALF		168	2	1%	170
WESLEY HAVEN VILLA	1	134	35	21%	170
ADVENT HEALTH CENTRA CARE - TEMPLE TERRACE	1	104	64	38%	169
PANAMA CITY DEVELOPMENTAL CENTER□		168			168
JPR URGENT MEDICAL CARE		163	5	3%	168
OMNI HEALTHCARE, INC		158	10	6%	168
MAINSTREAM DIAGNOSTIC LABORATORY LLC		143	25	15%	168
Lakeside Oaks Care Center		162	5	3%	167
OSPREY VILLAGE AT AMELIA ISLAND LTD		157	10	6%	167
MEADOWCREST FAMILY PHYSICIANS		98	69	41%	167
PROMPT CARE OF CENTRAL FLORIDA			167	100%	167
Winter Park Care and Rehab		166	1	1%	167
ANYLABTEST NOW		158	8	5%	166
OPPENHEIMER PLASTIC SURGERY LLC		161	5	3%	166
MINUTECLINIC DIAGNOSTIC OF SOUTH CARO		141	25	15%	166
NEMOURS CHILDREN'S URGENT CARE		80	86	52%	166
CITRUS HEALTH AND REHAB		132	33	20%	165
THE ARLINGTON OF NAPLES INC.		162	3	2%	165
BROOKDALE BONITA SPRINGS		162	3	2%	165
WRIGHTS HEALTH CARE AND REHABILITATION CENTER		135	30	18%	165
The Crossroads		163	1	1%	164
CORNERSTONE MEDICAL CARE OF BRANDON PL		134	30	18%	164
GARDENS HEALTH NH LLC		161	3	2%	164
NORTH PORT REHABILITATION AND NURSING CENTER□		163	1	1%	164
TRI COUNTY NURSING HOME		162	1	1%	163
BRADENTON HEALTH CARE		163			163
REGENCY OAKS HEALTH CENTER		161	2	1%	163
COASTAL DETOX		160	3	2%	163
ALLCARE MEDICAL CENTERS PC		139	24	15%	163
PRECISION GENETICS, INC		157	6	4%	163
WALTON PLACE		162			162
CHERRY OAK PALM BEACH COUNTY		154	8	5%	162
DEERFIELD BEACH REHABILITATION AND NURSING		157	5	3%	162
DESOTO PALMS ALF		155	6	4%	161
DOCTORS MEMORIAL FAMILY PRACTICE	2	122	37	23%	161
ARCADIA HEALTH AND REHABILITATION CENTER		100	60	38%	160
LONGWOOD CARDIOLOGY			160	100%	160
F&T MEDICAL RESEARCH, INC		160			160
GREENBRIAR REHABILITATION AND NURSING CENTER	1	159			160

# COVID-19: testing by laboratory

Data through May 13, 2021 verified as of May 14, 2021 at 09:25 AM

Data in this report are provisional and subject to change.

The numbers in the table below represent the number of Florida and non-Florida residents for whom test results were received by the Department of Health. A person can be tested by more than one laboratory and can have both positive and negative results. **Therefore, the sum of the numbers in each column will be larger than the total number of people tested.**

Reporting lab	Inconclusive	Negative	Positive	Percent positive	Total
KEYSTONE REHAB		160			160
TUSCAN ISLE CHAMPIONSGATE OP CO LLC		158	2	1%	160
BROOKDALE PENSACOLA		158	1	1%	159
LEE MEMORIAL HEALTH SYSTEM HEALTH FAIR		153	6	4%	159
AEGIS MEDICAL GROUP		134	25	16%	159
MINUTECLINIC LLC #4987		142	17	11%	159
POINTE, THE		131	28	18%	159
KINDRED HOSPITAL NORTH FLORIDA	3	147	8	5%	158
AMERICAN HOUSE COCONUT POINT		137	21	13%	158
GRAND AVE PHARMACY		112	46	29%	158
WUESTHOFF REF LABORATORY			158	100%	158
TIMBERRIDGE NURSING HOME & REHAB		123	34	22%	157
ALL FLORIDA FAMILY AND SPORTS MEDICINE		134	23	15%	157
NORTHEAST FLORIDA STATE HOSP-NURSING		156	1	1%	157
MEMORY CARE OF NAPLES		155	1	1%	156
LANDMARK HOSPITAL SOUTHWEST FLORIDA LLC		151	5	3%	156
Englewood Healthcare and Rehab		141	15	10%	156
PHYSICIAN PARTNERS PERRY		92	64	41%	156
CLEARWATER STATMED QUICK QUALITY CLINICS		47	109	70%	156
KEYSTYLE LIVING LLC	1	154	1	1%	156
PROVIDENCE HOSPITAL LABORATORY		147	9	6%	156
WALGREENS 6221		138	18	12%	156
MD NOW MEDICAL CENTERS, INC.		121	35	22%	156
CORE BIO LABS		76	79	51%	155
COCOA BEACH/ADVENT CENTRA		41	114	74%	155
CRANE CENTER		124	31	20%	155
FAMILY EXTENDED CARE OF CENTRAL TAMPA		137	18	12%	155
Summit Medical Group		143	12	8%	155
DIAMOND RIDGE		147	8	5%	155
ADVENTHEALTH HOSPICE CARE CENTRAL FLORIDA		150	5	3%	155
NCRNC INC		140	14	9%	154
NAPHCARE, INC.		144	10	6%	154
OHI WEST INC		141	13	8%	154
FAWCETT MEMORIAL HOSPITAL-LAB		39	115	75%	154
PRUITT HEALTH		152	2	1%	154
PALMETTO FACILITY INC	1	153			154
SUNNY HILLS ALF OF SEBRING INC		140	13	8%	153
LABORATORY OF FLORIDA		97	56	37%	153
PACIFICA SUNRISE		145	8	5%	153
NAVARRE GARDENS LLC		127	25	16%	152
WILLOW BROOKE COURT AT AZALEA TRACE		149	3	2%	152
Centre Pointe Health and Rehabilitation Center		141	11	7%	152
WINDSOR OF LAKEWOOD RANCH,THE		150	2	1%	152
PALM BEACH COUNTY HEALTH DEPT LAB	4	140	7	5%	151
CROSSWINDS HEALTH AND REHABILITATION CENTER	1	148	2	1%	151
CLINICA HISPANA		1	150	99%	151

# COVID-19: testing by laboratory

Data through May 13, 2021 verified as of May 14, 2021 at 09:25 AM

Data in this report are provisional and subject to change.

The numbers in the table below represent the number of Florida and non-Florida residents for whom test results were received by the Department of Health. A person can be tested by more than one laboratory and can have both positive and negative results. **Therefore, the sum of the numbers in each column will be larger than the total number of people tested.**

Reporting lab	Inconclusive	Negative	Positive	Percent positive	Total
MACKOUL PEDIATRICS FORT MYERS		130	21	14%	151
REFUAH HEALTH CENTER LABORATORY		143	8	5%	151
ORANGE COUNTY CORRECTIONS HEALTH SERVICES		121	30	20%	151
GOLD CHOICE SENIOR COMMUNITIES		109	41	27%	150
SONATA COCONUT CREEK	2	125	23	15%	150
GATEWAY CARE CENTER		147	2	1%	149
VILLAGE ON THE ISLE		143	6	4%	149
DAYSPRING VILLAGE		127	22	15%	149
MED COMP SCIENCES		3	146	98%	149
SANIBEL INTERNAL MEDICINE, LLC		143	6	4%	149
TGH URGENT CARE - FAST TRACK			149	100%	149
PRECISION HEALTH RESOURCES, LLC	1	133	15	10%	149
OAKHURST CENTER		142	7	5%	149
GRAND VILLA OF ORMOND BEACH		143	6	4%	149
ALLIANCE PEDIATRICS		116	32	22%	148
LIFE CARE CENTER OF JACKSONVILLE		127	21	14%	148
PROVISTA DIAGNOSTICS, INC		145	3	2%	148
MINUTECLINIC DIAGNOSTIC OF NORTH CAROL		123	25	17%	148
TURNING POINT OF TAMPA		140	8	5%	148
MILLENNIUM LAB SERVICES			148	100%	148
SEAGRASS VILLAGE FLEMING ISLAND		111	37	25%	148
East Bay Rehabilitation Center		113	35	24%	148
ROHR HOME		141	6	4%	147
Alhambra Health and Rehabilitation		146	1	1%	147
QUALITY URGENT CARE AND WELLNESS		101	45	31%	146
REHAB AND HEALTHCARE CENTER OF CAPE CORAL		146			146
BOSTON RED SOX CLUB LP		144	2	1%	146
FG RAPID		140	6	4%	146
Quail Run Health Care Center		146			146
DIAGNOSTIC LABORATORY OF OKLAHOMA		120	26	18%	146
WEDGEWOOD HEALTHCARE CENTER		94	52	36%	146
BIODESIX, INC.		113	32	22%	145
REGENCY CARE OF BLOUNTSTOWN LLC		135	10	7%	145
KINDRED HOSPITAL-BAY AREA-ST PETERSBURG LAB	1	138	6	4%	145
BROOKDALE CAPE CORAL		145			145
ADVENTHEALTH CENTRA CARE PONCIANA	1	81	63	43%	145
TREASURE COAST FORENSIC TREATMENT CTR		124	21	14%	145
WILLOWBROOKE COURT AT ST ANDREWS ESTATES		140	5	3%	145
DAYSPRING SENIOR LIVING LLC		143	2	1%	145
MV MEDICAL PRACTICE DBA PRIMARY URGENT CARE		137	7	5%	144
SEVEN HILLS HEALTH AND REHABILITATION CENTER		128	16	11%	144
The Crossings		142	2	1%	144
BAY REGIONAL URGENT CARE	1	98	44	31%	143
OAKS OF KISSIMMEE HEALTH AND REHABILITATION CENTER		140	3	2%	143
SMILEY MEDICAL GROUP		108	35	24%	143
ARLINGTON OF NAPLES INC, THE		143			143

# COVID-19: testing by laboratory

Data through May 13, 2021 verified as of May 14, 2021 at 09:25 AM

Data in this report are provisional and subject to change.

The numbers in the table below represent the number of Florida and non-Florida residents for whom test results were received by the Department of Health. A person can be tested by more than one laboratory and can have both positive and negative results. **Therefore, the sum of the numbers in each column will be larger than the total number of people tested.**

Reporting lab	Inconclusive	Negative	Positive	Percent positive	Total
JEFFERY WEINZWEIG		2	141	99%	143
A2Z DIAGNOSTICS		142	1	1%	143
MANOR CARE OF PALM HARBOR		139	3	2%	142
BLOCK NATION CHASE		115	27	19%	142
GRAND VILLA OF LAKELAND		136	6	4%	142
DB MD		126	16	11%	142
SUMMIT MEDICAL GROUP PA		129	13	9%	142
PORT ST LUCIE REHABILITATION AND HEALTHCARE		98	43	30%	141
TALLAHASSEE VA OPC		132	9	6%	141
UNITED CLINICAL LABORATORIES		132	9	6%	141
LabCorp L#09258090 M#09258105		74	67	48%	141
RESEARCH CENTERS OF AMERICA, LLC		117	24	17%	141
NOVARI CARE LLC		97	44	31%	141
WELLOW URGENT CARE PC		138	2	1%	140
CARENOW URGENT CARE - LAKE MARY			140	100%	140
JOHN KNOX VILLAGE OF CENTRAL FLORIDA		135	5	4%	140
GRAND OAKS HEALTH & REHABILITATION		138	1	1%	139
GRAND VILLA OF DELAND		130	9	6%	139
SONNIS PEDIATRICS PA		121	18	13%	139
Gulf Coast Healthcare (Longwood Health and Rehab		118	21	15%	139
DOCTOR'S IN HOUSE LABORATORY		18	121	87%	139
PANCARE HEALTH GULF COUNTY		108	31	22%	139
WALGREENS CO		123	16	12%	139
HIGHLANDS MEDICAL CENTER		136	3	2%	139
ORANGE PARK PEDIATRICS		124	14	10%	138
ADVENT HEALTH CENTRA CARE - DELAND		28	110	80%	138
LABCORP RTP		55	83	60%	138
AMERICAN PATHOLOGY PARTNERS		136	2	1%	138
AVOW HOSPICE INC		137	1	1%	138
SURFSIDE URGENT CARE		112	26	19%	138
DIATHERIX LABORATORIES		78	60	43%	138
AHEC CLINIC		8	130	94%	138
MANOR AT BLUEWATER BAY		131	7	5%	138
ADVENT HEALTH CENTRA CARE - CITRUS PARK		9	129	93%	138
Lakeside Nursing and Rehabilitation Center	1	112	25	18%	138
UNIVERSTIY CENTER MEDICAL LLC DBA	1	130	6	4%	137
ST PETERSBURG PEDIATRICS-MLK JUNIOR BLVD		127	10	7%	137
VITAS HEALTHCARE CORPORATION OF FLORIDA		133	4	3%	137
CLARE BRIDGE OF CAPE CORAL	1	136			137
MICRO PATH LABORATORIES INC		134	3	2%	137
LONGWOOD HEALTH AND REHABILITATION CENTER		125	12	9%	137
ARDEN COURTS OF WEST PALM BEACH		132	5	4%	137
HARBORCHASE OF VERO BEACH	1	117	19	14%	137
SPRING HAVEN RETIREMENT	1	133	3	2%	137
GIBBENS FAMILY MEDICAL, LLC		115	21	15%	136
STEWART MEDICAL GROUP		34	102	75%	136

# COVID-19: testing by laboratory

Data through May 13, 2021 verified as of May 14, 2021 at 09:25 AM

Data in this report are provisional and subject to change.

The numbers in the table below represent the number of Florida and non-Florida residents for whom test results were received by the Department of Health. A person can be tested by more than one laboratory and can have both positive and negative results. **Therefore, the sum of the numbers in each column will be larger than the total number of people tested.**

Reporting lab	Inconclusive	Negative	Positive	Percent positive	Total
ADVENT HEALTH CENTRA CARE - ORANGE CITY	1	53	82	60%	136
ARIZONA DEPARTMENT OF HEALTH SERVICES		5	131	96%	136
VITAS HEALTHCARE		123	13	10%	136
PEDIATRIC SERVICES AND BREATHING CENTER PA		107	29	21%	136
SONATA DELRAY BEACH		125	11	8%	136
TGH URGENT CARE - TYRONE		9	127	93%	136
AESTHETIC SURGERY CENTER OF WINTER PARK, THE	3	128	5	4%	136
SUNRISE SENIOR LIVING OF JACKSONVILLE		120	16	12%	136
OAKS OF CLEARWATER, THE		132	3	2%	135
PRIME HEALTH OF NORTH PORT LLC		113	22	16%	135
SONATA WEST		133	2	1%	135
EMERALD COAST BEHAVIORAL HOSPITAL		128	7	5%	135
IRL MARKET LAB ALACHUA		104	31	23%	135
PEDIATRIC CARE CENTER		135			135
SUNY UPSTATE OVERFLOW LABORATORY		134			134
SOUTH CAMPUS FACILITY INC		122	12	9%	134
SANDALWOOD NURSING CENTER		127	7	5%	134
ADVANCED MEDICAL CENTER		86	48	36%	134
MINUTECLINIC DIAGNOSTIC OF NORTH CARO		119	15	11%	134
L&S SENIOR CARE DBA ARCADIA OAKS	4	129	1	1%	134
SOUTH LAKE PEDIATRICS		115	18	14%	133
PUTNAM COUNTY SHERIFFS OFFICE		123	10	8%	133
HEARTLAND PHARMACY LAKE PLACID, INC		100	33	25%	133
LAKELAND REGIONAL HEALTH LAKE MIRIAM	3	87	42	32%	132
THE REHABILITATION CENTER OF LAKE CITY		127	5	4%	132
ECOLAB GROUP		96	36	27%	132
ALTERNATIVE LIVING, INC DBA TWIN CITIES PAVILION		129	3	2%	132
THREE OAKS PHARMACY INC		118	14	11%	132
CENTRACARE		18	114	86%	132
AMERICAN HOUSE-BONITA SPRINGS		131	1	1%	132
SOLARIS SENIOR LIVING OF MERRITT ISLAND		127	5	4%	132
THE WELLNESS CENTER AT LAKEWOOD RANCH		43	88	67%	131
ARBOR TERRACE SAN JOSE LLC	3	126	2	2%	131
FOUNTAINS OF HOPE LLC, THE		130	1	1%	131
INTEGRATED REGIONAL LABORATORIES		119	12	9%	131
VITAS HEALTHCARE CORP OF FLORIDA		130	1	1%	131
MORTON PLANT HOSPITAL NURSING		2	129	98%	131
LATE HOURS URGENT CARE		66	64	49%	130
EC OPCO CARROLLWOOD LLC		123	7	5%	130
CHARLES CROFT MD	1	127	2	2%	130
MEYER PEDIATRICS		114	16	12%	130
COQUINA CENTER		125	5	4%	130
MOOSEHAVEN LIFE CARE CENTER		130			130
ST JOSEPHS HOSPITAL SOUTH HOSPITAL		1	128	99%	129
TRI-COUNTY NURSING HOME		117	12	9%	129
PANAMA PHARMACY	3	108	18	14%	129



# COVID-19: testing by laboratory

Data through May 13, 2021 verified as of May 14, 2021 at 09:25 AM

Data in this report are provisional and subject to change.

The numbers in the table below represent the number of Florida and non-Florida residents for whom test results were received by the Department of Health. A person can be tested by more than one laboratory and can have both positive and negative results. **Therefore, the sum of the numbers in each column will be larger than the total number of people tested.**

Reporting lab	Inconclusive	Negative	Positive	Percent positive	Total
QUICK CARE MED PL CR		80	49	38%	129
HOSPICE OF MARTIN & ST LUCIE, INC		126	3	2%	129
BMHSI-AEL MICROBIOLOGY LABORATORY	2	102	25	19%	129
LIFESTREAM BEHAVIORIAL CENTER		104	25	19%	129
MINUTECLINIC DIAGNOSTIC OF OHIO LLC		106	22	17%	128
VIERA HOSPITAL			128	100%	128
DOCTORS CENTER PA,THE		110	18	14%	128
IQBAL A FARUQUI MD		93	35	27%	128
SEMINOLE SPORTS AND FAMILY MEDICINE		112	16	13%	128
THE CLUB AND REHABILITATION CENTER		127	1	1%	128
MAIN STREET MEDICAL CENTER OF CRESTVIEW PA		103	25	20%	128
HILLSBOROUGH COUNTY DEVELOPMENTAL CTR	1	117	9	7%	127
FLORIDA DEPARTMENT OF HEALTH IN LAKE COUNTY	1	79	47	37%	127
TREASURE COAST PEDIATRICS PA		120	7	6%	127
THE COURTYARD ASSISTED LIVING		123	4	3%	127
ADVENTHEALTH MEDICAL GROUP PRIMARY CARE		116	11	9%	127
Shoal Creek Rehabilitation Center		85	42	33%	127
GESSLER CLINIC PA		98	29	23%	127
ENCOMPASS HEALTH REHABILITATION HOSPITAL OF LARGO		123	3	2%	126
TIFFANY HALL NURSING AND REHAB CENTER		117	9	7%	126
ENCOMPASS HEALTH REHABILITATION HOSPITAL		125	1	1%	126
MONTEFIORE MEDICAL CENTER LABORATORIES - MOSES		116	10	8%	126
WESTCHESTER MEDICAL CENTER	1	119	5	4%	125
Mt Sinai Aventura			125	100%	125
TROPICANA MANUFACTURING COMPANY INC		118	7	6%	125
BROOKDALE PALM COAST		125			125
WINDERMERE MEDICAL CENTER		119	6	5%	125
ADVANCED EMURGENT CARE		28	97	78%	125
PALMS EDGE	1	116	8	6%	125
PALM BAY HOSPITAL			124	100%	124
ISLAND URGENT CARE PLLC DBA AFC URGENT CARE		123	1	1%	124
ARDEN COURTS OF SARASOTA		106	18	15%	124
NORTH FL SOUTH GA HCS-MALCOM RANDALL VAMC			124	100%	124
FHMG LAKE MARY PEDS		108	16	13%	124
Golfview Healthcare Center		118	6	5%	124
FLORIDA ATLANTIC UNIVERSITY		116	8	6%	124
ADVENT HEALTH CENTRA CARE - BRANDON		31	93	75%	124
ARBOR GLEN AT ARBOR TRACE	2	113	9	7%	124
PICH KTM CORP DBA MEDTOWN PHARMACY		106	17	14%	123
SMS DO PA		105	18	15%	123
FHMG- FLORIDA HOSPITAL MEDICAL GROUP		109	14	11%	123
PSL NAPLES BH OPERATIONS, LLC		123			123
CITRUS MEMORIAL HEALTH SYSTEM LAB		2	121	98%	123
MINUTECLINIC DIAGNOSTIC OF RHODE ISLAND, LLC #729		119	4	3%	123
GENEDX		48	75	61%	123
COLONY CARE CENTER		106	17	14%	123

# COVID-19: testing by laboratory

Data through May 13, 2021 verified as of May 14, 2021 at 09:25 AM

Data in this report are provisional and subject to change.

The numbers in the table below represent the number of Florida and non-Florida residents for whom test results were received by the Department of Health. A person can be tested by more than one laboratory and can have both positive and negative results. **Therefore, the sum of the numbers in each column will be larger than the total number of people tested.**

Reporting lab	Inconclusive	Negative	Positive	Percent positive	Total
HOSPICE OF THE EMERALD COAST INC - PANAMA CITY	2	113	7	6%	122
ENCOMPASS HEALTH REHABILITATION HOSPITAL OF SARASOTA		121	1	1%	122
TREASURE COAST PRIMARY CARE		99	23	19%	122
PARKVIEW HEALTH		121	1	1%	122
PHYSICIANS REGIONAL CLINIC		92	30	25%	122
GUIDEWELL EMERGENCY MEDICINE DOCTORS LLC		79	42	35%	121
Sandy Ridge Center for Rehabilitation and Healing		100	21	17%	121
Crystal Health & Rehab Center		115	6	5%	121
PINELLAS COUNTY JAIL			121	100%	121
BROOKDALE JENSEN BEACH		118	3	2%	121
Hialeah Nursing And Rehabilitation Center		115	6	5%	121
URGENT CARE TCMA			121	100%	121
PATRICK AIR FORCE BASE		9	112	93%	121
MY CLINICAL LAB INC		17	103	86%	120
J FRANK AVEY MD		93	27	23%	120
HOBDARI FAMILY HEALTH LLC		83	37	31%	120
BLISS HEALTHCARE SERVICES	1	94	25	21%	120
FLAGLER COLLEGE HEALTH SERVICES		86	34	28%	120
ARBOR TERRACE ORTEGA LLC	2	116	2	2%	120
RDX BIOSCIENCE		60	59	50%	119
MED ONE AT SAINT AUGUSTINE		87	32	27%	119
BROOKDALE CANOPY OAKS		87	32	27%	119
UNIVERSITY HEALTH SYSTEM INC		108	11	9%	119
COASTAL HEALTH AND REHAB		110	9	8%	119
LENOX HILL HOSPITAL		110	9	8%	119
BROWARD HEALTH CORAL SPRINGS EPIDEMIOLOGY DEPT		1	118	99%	119
DELAND WELLNESS CENTER			119	100%	119
MATHISON RETIREMENT COMMUNITY		114	5	4%	119
SH HERON EAST LLC		103	15	13%	118
GRAND OAKS OF JENSEN BEACH LLC		113	5	4%	118
ISLAND DOCTORS		23	95	81%	118
TUSCAN ISLE OPERATING COMPANY LLC DBA		114	4	3%	118
VILLAS OF HOLLY BROOK - BRADENTON 14TH		116	2	2%	118
A PLUS FAMILY URGENT CARE		94	24	20%	118
SOUTH BALDWIN MEDICAL CENTER GULF SHORES		94	23	20%	117
BROOKDALE COLONIAL PARK	2	114	1	1%	117
MD 365 MEDICAL CARE		116	1	1%	117
TOTAL CARE PLUS LLC			117	100%	117
NEIGHBORHOOD MEDICAL CENTER		112	5	4%	117
NORTH SHORE MEDICAL LABS	1	109	7	6%	117
ALL CARE URGENT CARE			117	100%	117
MULBERRY CARE CENTER		104	13	11%	117
BAY PINES MEDICAL ASSOCIATES		1	115	99%	116
CONSULATE HEALTH CARE OF SARASOTA	1	115			116
CAN COMMUNITY HEALTH		114	2	2%	116
WESTWOOD NURSING & REHAB		82	34	29%	116

# COVID-19: testing by laboratory

Data through May 13, 2021 verified as of May 14, 2021 at 09:25 AM

Data in this report are provisional and subject to change.

The numbers in the table below represent the number of Florida and non-Florida residents for whom test results were received by the Department of Health. A person can be tested by more than one laboratory and can have both positive and negative results. **Therefore, the sum of the numbers in each column will be larger than the total number of people tested.**

Reporting lab	Inconclusive	Negative	Positive	Percent positive	Total
CSL PLASMA INC		11	105	91%	116
LEE COUNTY SCHOOL DISTRICT	1	108	7	6%	116
PM PEDIATRICS		103	13	11%	116
CAREATC		30	86	74%	116
CARE CENTERS OF NASSAU, LLC - HENDRICKS RD		115	1	1%	116
BELVEDERE COMMONS OF FORT WALTON BEACH		106	10	9%	116
CABANA AT JENSEN DUNES, THE		111	4	3%	115
SUNFLOWER SPRINGS ASSISTED LIVING		105	10	9%	115
CALADIUM PEDIATRICS		99	16	14%	115
MINUTECLINIC DIAGNOSTIC OF SOUTH CAROLINA, LLC		95	20	17%	115
TREASURE COAST MEDICAL ASSOCIATES		4	111	97%	115
THE POINTE AT CEDAR PARK		114	1	1%	115
RARITAN BAY PERTH AMBOY		106	9	8%	115
CHILDRENS CLINIC		63	52	45%	115
OZ		114			114
Courtyards of Orlando Care Center		102	12	11%	114
ELAN BUENA VISTA		97	17	15%	114
SHERMAN-ABRAMS LABORATORY INC		107	7	6%	114
UNIVERSITY MEDICAL CENTER SUITES		100	14	12%	114
G & R HEALTH MART PHARMACY		94	20	18%	114
SIMEDHEALTH LLC		100	13	12%	113
CAREMOUNT MEDICAL - PATHOLOGY		109	4	4%	113
LPG PRIMARY CARE AT SURFSIDE		98	14	13%	112
WINDSOR WOODS REHAB & HEALTHCARE CTR		106	6	5%	112
ASHRAF MEDICAL GROUP PLLC DBA PULSE MD		109	3	3%	112
VRL EUROFINs - HAWAII		112			112
ALLIED HEALTH FORT PIERCE		112			112
CLEVELAND CLINIC FOUNDATION		12	100	89%	112
GRACE MEDICAL HOME		93	19	17%	112
ADVENT HEALTH - CENTRAL PASCO ER		97	14	13%	111
ALL MY KIDS PEDIATRICS INC		78	33	30%	111
MG PORT CHARLOTTE II SUBTENANT LLC		99	12	11%	111
HARBORCHASE OF NAPLES		97	14	13%	111
EXPRESS DOCS LLC		11	100	90%	111
Cross Landings Health and Rehabilitation		101	9	8%	110
BAPTIST MEDICAL CENTER SOUTH		88	22	20%	110
WHITE PLAINS HOSPITAL CENTER LAB		106	4	4%	110
VILLAGES VA CBOC	2	102	6	5%	110
LAKE HOUSE ASSISTED LIVING		93	17	15%	110
AU HEALTH		94	16	15%	110
Riviera Health Resort		108	1	1%	109
BRANDYWYNE HEALTH CARE CENTER		107	2	2%	109
IXI WELLNESS DALLAS, LLC		109			109
WE SCREEN LLC		102	6	6%	108
North Lake Care Center		107	1	1%	108
EVANS HEALTH CARE		106	2	2%	108

# COVID-19: testing by laboratory

Data through May 13, 2021 verified as of May 14, 2021 at 09:25 AM

Data in this report are provisional and subject to change.

The numbers in the table below represent the number of Florida and non-Florida residents for whom test results were received by the Department of Health. A person can be tested by more than one laboratory and can have both positive and negative results. **Therefore, the sum of the numbers in each column will be larger than the total number of people tested.**

Reporting lab	Inconclusive	Negative	Positive	Percent positive	Total
AFTER HOURS PEDIATRICS			108	100%	108
BAY VIEW HEALTHCARE		85	22	21%	107
CVS NY4098030POCT NEW YORK		106	1	1%	107
NAVY HOSPITAL			107	100%	107
MENORAH HOUSE		106	1	1%	107
LECONTE MEDICAL CENTER LAB		88	19	18%	107
ORLANDO LUTHERAN TOWERS ASSISTED LIVING		107			107
Ocala Oaks Rehabilitation Center		101	6	6%	107
NORTH FLORIDA EVALUATION AND TREATMENT CENTER	2	99	5	5%	106
325TH MEDICAL GROUP		87	19	18%	106
MIAMI BEACH COMMUNITY HEALTH CENTER		2	104	98%	106
HEART OF FLORIDA REGIONAL MED CTR		35	71	67%	106
KALEIDA HEALTH CENTER FOR LABORATORY		100	6	6%	106
ELMCROFT OF BELLA VITA		98	8	8%	106
WORLD OF PEDIATRICS LLC		97	8	8%	105
ST PETERSBURG PEDIATRICS-SEMINOLE		92	13	12%	105
COASTAL LABORATORIES OF FLORIDA		92	13	12%	105
MAJESTIC OAKS		102	3	3%	105
Gulfport Rehabilitation Center		102	3	3%	105
MEDICAL CONSULTANTS OF FLORIDA DBA	1	90	14	13%	105
SUNSHINE GARDENS		104	1	1%	105
PEDIATRIC CARE CENTER- JACKSONVILLE BEACH		75	29	28%	104
PREDICTIVE LABORATORIES, INC	1	90	13	13%	104
ST MARK ASSISTED LIVING CENTER	1	91	12	12%	104
NORTH CENTRAL BRONX HOSPITAL		99	5	5%	104
EAST RIDGE RETIREMENT VILLAGE INC		104			104
PORT CHARLOTTE REHABILITATION CENTER		90	14	13%	104
GRANDE, THE	2	98	4	4%	104
VISTA MANOR		92	12	12%	104
VANDERBILT UNIVERSITY MEDICAL CENTER		95	9	9%	104
DOUGLAS T JACOBSON STATE VETERANS HOME		104			104
MEDEXPRESS - BLOOMIN BRANDS		83	21	20%	104
FLORIDA MEDICAL CLINIC - MULTI SPECIALTY CAMPUS		53	50	49%	103
PUBLIC SQUARE PHARMACY LLC		81	22	21%	103
INFINITY BIOLOGIX LLC OAKDALE		97	6	6%	103
CENTRAL FLORIDA HEALTH CARE		47	55	54%	102
HENNEPIN HEALTHCARE LABORATORY		102			102
CATHOLIC HEALTH SERVICES REGIONAL LAB		94	8	8%	102
SANTA BARBARA CARE CENTER		78	24	24%	102
BROOKDALE VERO BEACH SOUTH AL		101	1	1%	102
PruittHealth Fleming Island		87	15	15%	102
PENNSYLVANIA DEPT OF HEALTH		21	80	79%	101
PANIRA HEALTHCARE CLINIC		2	99	98%	101
CCS - BROWARD COUNTY JAIL		94	7	7%	101
MACADAMS HOME HEALTH AGENCY		100	1	1%	101
LAFAYETTE NURSING AND REHABILITATION CENTER		99	2	2%	101

# COVID-19: testing by laboratory

Data through May 13, 2021 verified as of May 14, 2021 at 09:25 AM

Data in this report are provisional and subject to change.

The numbers in the table below represent the number of Florida and non-Florida residents for whom test results were received by the Department of Health. A person can be tested by more than one laboratory and can have both positive and negative results. **Therefore, the sum of the numbers in each column will be larger than the total number of people tested.**

Reporting lab	Inconclusive	Negative	Positive	Percent positive	Total
HAWTHORN HOUSE☐		87	14	14%	101
CRESTVIEW URGENT CARE	1	22	78	77%	101
Consulate Health Care of Port Charlotte		98	2	2%	100
PRIMECARE AT TWIN LAKES		2	98	98%	100
GOOD HEARTS COVID TESTING		57	43	43%	100
EMERALD COAST CENTER		96	4	4%	100
GLOBAL CENTRAL LABS AT PPD	2	88	10	10%	100
STONY BROOK UNIVERSITY MEDICAL CENTER		86	14	14%	100
JOHN KNOX VILLAGE OF FLORIDA ALF	1	95	4	4%	100
HUNTSVILLE HOSPITAL LABORATORY		71	28	28%	99
Consulate Health Care of Jacksonville		85	14	14%	99
GRAND VILLA OF LARGO		90	9	9%	99
DEVANSH LAB WERKS INC		79	20	20%	99
WINDSOR OAKS		98	1	1%	99
SEMINOLE COUNTY HEALTH DEPARTMENT		79	19	19%	98
KORGENE LAB	1	28	69	70%	98
VALLEY MEDICAL CENTER		91	7	7%	98
LANDMARK, THE		48	50	51%	98
PLAZA OF HALLANDALE BEACH		98			98
URINEGOODHANDS LLC		96	2	2%	98
FLORIDA COMMUNITY HEALTH CENTERS INC			98	100%	98
MIRIMUS CLINICAL LABS	2	42	54	55%	98
ARBOR TRAIL		78	20	20%	98
HEALTH CENTERS AT BRENTWOOD		96	1	1%	97
SKIPPACK MEDICAL LAB		82	15	15%	97
SUPERIOR RESIDENCES OF LECANTO		82	15	15%	97
MINNESOTA TWINS		92	5	5%	97
SIGNATURE HEALTHCARE OF MIDDLEBURG		95	2	2%	97
RIDGEWOOD DIAGNOSTIC LABORATORY		92	5	5%	97
HURLBURT FIELD CLINIC		39	58	60%	97
BARRY UNIVERSITY STUDENT HEALTH SERVICES		52	44	46%	96
BAYSHORE MEMORY CARE☐		96			96
INSTITUTE OF PATHOLOGY KINGS COUNTY		93	3	3%	96
GOLFCREST HEALTHCARE CENTER		96			96
PEDIATRIC ASSOCIATES ORLANDO		82	14	15%	96
MARKET STREET VIERA		95	1	1%	96
LABCORP		29	67	70%	96
AVANTE OF MOUNT DORA INC		96			96
LABFIRST - DEPARTMENT OF PATHOLOGY		92	4	4%	96
QPS, LLC		93	3	3%	96
KINDRED AT HOME		86	9	9%	95
ADVENT HEALTH CENTRA CARE - EAST ORLANDO		65	30	32%	95
ADVENT HEALTH CENTRA CARE - WATERMAN		79	16	17%	95
CROSS CITY REHABILITATION AND HEALTH CARE CENTER		72	23	24%	95
EAST ALABAMA MEDICAL CENTER LABORATORY		83	12	13%	95
CATHOLIC HEALTH SYSTEM DEPT LABORATORY		91	4	4%	95

# COVID-19: testing by laboratory

Data through May 13, 2021 verified as of May 14, 2021 at 09:25 AM

Data in this report are provisional and subject to change.

The numbers in the table below represent the number of Florida and non-Florida residents for whom test results were received by the Department of Health. A person can be tested by more than one laboratory and can have both positive and negative results. **Therefore, the sum of the numbers in each column will be larger than the total number of people tested.**

Reporting lab	Inconclusive	Negative	Positive	Percent positive	Total
THE TERRACE OF KISSIMMEE		80	15	16%	95
ROSECASTLE AT DELANEY CREEK		94	1	1%	95
BRIDGEVIEW CENTER LLC		81	14	15%	95
MEDRITE URGENT CARE		81	14	15%	95
GEORGE E WEEMS MEMORIAL HOSPITAL LAB		77	17	18%	94
DIAGNOSTIC SOLUTIONS		3	91	97%	94
ERIE COUNTY MEDICAL CTR CLINICAL LABS		90	4	4%	94
Baldwin Pediatrix		83	11	12%	94
NEW SMYRNA BEACH URGENT CARE			94	100%	94
Summit Medical Group, Pa DbA Citymd		87	7	7%	94
Conway Lakes Health and Rehabilitation Center		93	1	1%	94
A COUNTRY PLACE ASSISTED LIVING FACILITY		92	2	2%	94
DAVENPORT PEDIATRICS CLERMONT PA		84	10	11%	94
1ST PRIORITY LAB SERVICES		76	17	18%	93
BREVARD HEALTH ALLIANCE INC		90	3	3%	93
FLORIDA PEDIATRIC GROUP		31	62	67%	93
PRESERVE AT PALM AIRE	3	90			93
HEARTLAND PEDIATRIC ASSOCIATES		78	15	16%	93
Salerno Bay Health & Rehabilitation Center		82	10	11%	92
PROMEDICA SENIOR LIVING		86	6	7%	92
BISHOP GRADY VILLAS		90	2	2%	92
DAVITA LABORATORY		69	23	25%	92
SUWANNEE COUNTY SHERIFF OFFICE		89	3	3%	92
LAKE GIBSON VILLAGE, LLC		89	3	3%	92
MAGNOLIA DIAGNOSTIC		2	90	98%	92
JESSIE TRICE COMMUNITY HEALTH SYSTEM, INC		75	17	18%	92
CENTURY CENTER FOR REHABILITATION & HEALING		74	18	20%	92
AESTHETIC ENHANCEMENTS		92			92
PLYMOUTH HOME FOR ADULTS, INC.	8	83	1	1%	92
ORLANDO COVID TEST , LLC		83	8	9%	91
DEBARY HEALTH AND REHABILITATION CENTER		88	3	3%	91
MISIR DRUGS LLC		72	19	21%	91
MD 365 MEDICAL CARE PLLC		91			91
CONCENTRA - FT LAUDERDALE - COMMERCIAL BLVD		89	2	2%	91
COOPER FAMILY MEDICAL PLLC		71	20	22%	91
AVERO DIAGNOSTICS		67	24	26%	91
JENNIFER J CHIAVETTA-GRLSANTI DC		74	17	19%	91
STUART REHABILITATION AND HEALTHCARE		75	16	18%	91
SONORAN DESERT PATHOLOGY ASSOCIATES		3	88	97%	91
CVS MINUTE CLINIC		3	88	97%	91
PARK OF THE PALMS INC		90	1	1%	91
LAKELAND REGIONAL HEALTH GATEWAY CENTER		65	26	29%	91
SUN CLINICAL LABORATORIES		90	1	1%	91
NAPHCARE INC		85	6	7%	91
BAHIA OAKS LODGE		85	6	7%	91
JOHN D ARCHBOLD MEMORIAL HOSPITAL		88	3	3%	91

# COVID-19: testing by laboratory

Data through May 13, 2021 verified as of May 14, 2021 at 09:25 AM

Data in this report are provisional and subject to change.

The numbers in the table below represent the number of Florida and non-Florida residents for whom test results were received by the Department of Health. A person can be tested by more than one laboratory and can have both positive and negative results. **Therefore, the sum of the numbers in each column will be larger than the total number of people tested.**

Reporting lab	Inconclusive	Negative	Positive	Percent positive	Total
HERON CLUB AT PRESTANCIA		89	2	2%	91
JERICO URGENT CARE		86	4	4%	90
CAMPBELL URGENT CARE		15	75	83%	90
MANATEE COUNTY JAIL		89	1	1%	90
Lanier Rehab		64	26	29%	90
KEYS MEDICAL GROUP			90	100%	90
Winter Garden Rehab and Nursing Facility		79	11	12%	90
ST VINCENT'S BIRMINGHAM		82	7	8%	89
ACE BIOMEDICAL LABS LLC		74	15	17%	89
WALGREENS 2941		85	4	4%	89
LAKE SHERIFF		69	20	22%	89
EVENTEST, LLC		87	2	2%	89
ATRIUM AT LIBERTY PARK		85	4	4%	89
NORTH FLORIDA SPINE AND WELLNESS		69	20	22%	89
PERSONAL PEDIATRICS		78	11	12%	89
ST VINCENTS PRIMARY CARE		81	8	9%	89
STUART LODGE LIVING LLC		66	23	26%	89
MEDICAL PAVILION CLINIC		66	23	26%	89
MIAMI SHORES NURSING & REHAB		89			89
EMERGENCY PHYSICIANS MEDICAL CENTER LLC		65	24	27%	89
FREEDOM INN AT TARPON SPRINGS		82	7	8%	89
AR ANESTHESIA LLC		86	2	2%	88
HUNTINGTON HOSPITAL LABORATORY		85	3	3%	88
PREMIUM HEALTH SERVICES OF TAMPA BAY LLC		56	32	36%	88
TAMPA BAY CONCIERGE DOCTOR, LLC		84	4	5%	88
GOVERNOR'S CREEK HEALTH & REHABILITATION		87	1	1%	88
PRODUCTION HEALTH SAFETY MANAGEMENT		86	2	2%	88
BAYLOR GENETICS		75	13	15%	88
HOLMES COUNTY HEALTH DEPARTMENT	1	74	13	15%	88
GADSDEN COUNTY HEALTH DEPARTMENT		74	13	15%	87
PACIFIC ANALYTICS			87	100%	87
NORTHWESTERN UNIVERSITY CORP		86	1	1%	87
CHAMBREL AT ISLAND LAKE		83	4	5%	87
FLORIDA MEDICAL CLINIC PA		59	28	32%	87
CLYDE E LASSEN STATE VETERANS NURSING HOME		62	25	29%	87
UNIVERSITY OF NEW MEXICO HOSPITAL		87			87
BEACHES PEDIATRICS PA		82	5	6%	87
BRANDON HEALTH AND REHABILITATION CENTER	1	85	1	1%	87
EISENHOWER ARMY MEDICAL CENTER		80	7	8%	87
ORTHOPAEDIC SURGERY CENTER		86			86
BRILLIANCE ASSISTED LIVING		69	17	20%	86
LAKE HOWELL FAMILY MEDICINE ASSOCIATES		70	16	19%	86
WALGREENS #12673		82	4	5%	86
PENSACOLA DEVELOPMENTAL CENTER		67	19	22%	86
LEVY COUNTY DEPARTMENT OF HEALTH		61	25	29%	86
SUNCOAST TECHNICAL COLLEGE SCHOOL OF HEALTH		86			86

# COVID-19: testing by laboratory

Data through May 13, 2021 verified as of May 14, 2021 at 09:25 AM

Data in this report are provisional and subject to change.

The numbers in the table below represent the number of Florida and non-Florida residents for whom test results were received by the Department of Health. A person can be tested by more than one laboratory and can have both positive and negative results. **Therefore, the sum of the numbers in each column will be larger than the total number of people tested.**

Reporting lab	Inconclusive	Negative	Positive	Percent positive	Total
DISCOVERY VILLAGE AT THE FORUM		86			86
TGH URGENT CARE POWERED BY FAST TRACK			86	100%	86
MEADOWCREST FAMILY PHYSICIANS PA	1	60	24	28%	85
DELCARE PA		68	17	20%	85
PRMG - EAST NAPLES	1	73	11	13%	85
W. FRANK WELLS NURSING HOME		84	1	1%	85
ARBOR OAKS AT TYRONE	9	74	2	2%	85
NITE LITE PEDIATRICS - JACKSONVILLE		76	8	10%	84
LEE MEMORIAL HEALTH SYSTEM D/B/A LEE COMMUNITY		78	6	7%	84
ROYAL CARE OF AVON PARK		81	3	4%	84
ARTHREX MEDICAL CENTER		46	38	45%	84
OCOEE PEDIATRICS		76	8	10%	84
PANCARE HEALTH - FREEPORT CLINIC SUITE B		75	9	11%	84
LONG TERM CARE OF JAY, LLC		63	21	25%	84
CENTRAL FLORIDA PEDIATRICS		38	46	55%	84
ATLAN		75	9	11%	84
PINES OF SARASOTA GARDEN		84			84
PEDIATRIC SERVICES OF AMERICA INC		79	5	6%	84
LABCORP EMPLOYER SERVICES		82	1	1%	83
AHMG SURGICAL SPECIALIST		83			83
BROWARD HEALTH MEDICAL CENTER CLINICAL LAB			83	100%	83
BIOREFERENCE LABORATORIES, INC		10	73	88%	83
THE TRADITION OF THE PALM BEACHES		80	3	4%	83
CANOPY ON BERRYHILL, THE		51	32	39%	83
GRAND ST PAUL CVS		80	3	4%	83
URGENT CARE USA LLC		2	81	98%	83
MID FLORIDA PRIMARY CARE PA		69	14	17%	83
BARNETT PARK		2	81	98%	83
ROCKLEDGE REGIONAL MEDICAL CENTER		36	47	57%	83
WEST VOLUSIA FAMILY AND SPORTS MEDICINE		75	7	9%	82
LAB PLUS, LLC AT SAINT THOMAS WEST HOSPITAL		68	14	17%	82
ADVENTHEALTH MEDICAL GROUP MULTISPECIALTY			82	100%	82
THE PAVILION FOR HEALTH CARE		72	10	12%	82
Lexington Health and Rehabilitation Center		82			82
LPG PRIMARY CARE AT PINE ISLAND		67	14	17%	81
LAKE CITY VA MEDICAL CENTER			81	100%	81
MEDCOR CORPORATE CLINIC		80	1	1%	81
LAB		29	52	64%	81
BIO-TECH CLINICAL LABORATORIES		41	40	49%	81
MINUTECLINIC DIAGNOSTIC OF NEW JERSEY		72	8	10%	80
STONY BROOK SOUTHAMPTON		78	2	3%	80
NORTH SHORE UNIVERSITY HOSPITAL LABORATORY		73	7	9%	80
BALMORAL TENANT SERVICES INC	1	43	36	45%	80
CBS LABS OF TAMPA LLC		3	76	96%	79
SIMED LABORATORY		63	16	20%	79
CENTRAL BALDWIN IMMEDIATE CARE & FAMILY PRACTICE		61	18	23%	79



# COVID-19: testing by laboratory

Data through May 13, 2021 verified as of May 14, 2021 at 09:25 AM

Data in this report are provisional and subject to change.

The numbers in the table below represent the number of Florida and non-Florida residents for whom test results were received by the Department of Health. A person can be tested by more than one laboratory and can have both positive and negative results. **Therefore, the sum of the numbers in each column will be larger than the total number of people tested.**

Reporting lab	Inconclusive	Negative	Positive	Percent positive	Total
VETERANS AFFAIRS MEDICAL CENTER - PALO ALTO		28	51	65%	79
JACOBI MEDICAL CENTER		74	5	6%	79
EDGEWATER AT WATERMAN VILLAGE		78	1	1%	79
MICHAEL AKPEKE MD		70	9	11%	79
BOND CLINIC PA		46	33	42%	79
DOH-WEST PALM BEACH BRANCH LABORATORY		3	75	96%	78
BAYCARE MEDICAL GROUP		71	7	9%	78
LAKE MORTON PLAZA		75	3	4%	78
NOMI HEALTH LAB SERVICES LLC		8	70	90%	78
PANCARE HEALTH - MALONE CLINIC		71	7	9%	78
MINUTECLINIC DIAGNOSTIC OF KANSAS, PA		69	9	12%	78
NICEVILLE URGENT CARE		31	47	60%	78
NEW MEXICO STATE PUBLIC HEALTH DIVISION		78			78
SUNSHINE PEDIATRICS		77	1	1%	78
TITUSVILLE FAMILY PRACTICE		22	56	72%	78
TANVIR H SHAGAR NP		70	7	9%	77
ORANGE CITY NURSING AND REHAB		75	2	3%	77
DEVELOPMENTAL DISABILITIES DEFENDANT PROGRAM		75	2	3%	77
LUTHERAN HAVEN ASSISTED LIVING		77			77
HEALTH FIRST - PALM BAY HOSPITAL		2	75	97%	77
PALM RIVER COMMUNITY HEALTH CENTER		68	9	12%	77
THE GOOD SHEPARDS OF DELAND-WEST		76	1	1%	77
WOMENS CARE FLORIDA LABORATORY		70	7	9%	77
CLEARWATER PAIN MANAGEMENT ASSOCIATES		75	2	3%	77
ROSECASTLE OF JACKSONVILLE LLC		75	2	3%	77
WALGREENS 9627		71	6	8%	77
BOND CLINIC DR ELDEEB		38	39	51%	77
TGH URGENT CARE - RIVERVIEW			76	100%	76
DYNAMIC MEDICAL USA			76	100%	76
LEE COMMUNITY HEALTHCARE - LEHIGH		63	13	17%	76
MICHAEL A VENAZIO MD		72	4	5%	76
NORTH FLORIDA PHARMACY		67	9	12%	76
CLINICAL PATHOLOGY ASSOCIATES-SONIC REFERENCE LAB		76			76
SUMTER PEDIATRICS		71	5	7%	76
CAMP BOGGY CREEK		75	1	1%	76
MOBILE PHYSICIAN SERVICES INC		68	8	11%	76
WINDSOR REFLECTIONS		75	1	1%	76
ASSOCIATED CLINICAL LABORATORIES		68	8	11%	76
S-H THIRTY-FIVE OPOC- PORT ST LUCIE, LLC	1	75			76
THOMAS INTERNAL MEDICINE		64	12	16%	76
PROMEDICA LABORATORIES		21	55	72%	76
PANCARE HEALTH - JACKSON COUNTY		63	13	17%	76
SUNCOAST OPTIMAL WELLNESS		23	53	70%	76
AIR, LAND & SEA PHYSICALS & CONSULTATIONS, LLC		74	1	1%	75
SOS MOBILE MEDICAL CARE LLC		63	12	16%	75
Grand Villa of Clearwater		69	6	8%	75

# COVID-19: testing by laboratory

Data through May 13, 2021 verified as of May 14, 2021 at 09:25 AM

Data in this report are provisional and subject to change.

The numbers in the table below represent the number of Florida and non-Florida residents for whom test results were received by the Department of Health. A person can be tested by more than one laboratory and can have both positive and negative results. **Therefore, the sum of the numbers in each column will be larger than the total number of people tested.**

Reporting lab	Inconclusive	Negative	Positive	Percent positive	Total
WATERCREST ST LUCIE WEST	1	69	5	7%	75
ORLANDO CLINICAL RESEARCH CENTER		72	3	4%	75
TRINITY URGENT CARE		61	14	19%	75
ELLKAY HEALTHCARE DATA PLUMBERS	52	19	4	5%	75
ADVENTHEALTH EXPRESSCARE		45	30	40%	75
ST JOSEPHS CHILDRENS OUTREACH		2	73	97%	75
ERIC C MRSHAL, MD, PC #1842		72	3	4%	75
TOWERS HOME CARE		71	4	5%	75
BROWARD HEALTH MEDICAL CENTER		3	72	96%	75
NOAH CLINICAL LABORATORY		63	11	15%	74
SCOTT LAKE HEALTH AND REHABILITATION CENTER		71	3	4%	74
NORTH FLORIDA PEDIATRICS		57	17	23%	74
LAKE BUTLER HOSPITAL		66	8	11%	74
OAK MANOR NURSING HOME		70	4	5%	74
ERDOX		69	5	7%	74
BROOKDALE OVIEDO		72	2	3%	74
DHMD		74			74
FAST PACE MEDICAL CLINIC, PLLC		63	11	15%	74
HARMONY CLINIC		1	73	99%	74
MD LABS		47	27	36%	74
GV NAPLES OPCO, LLC		73	1	1%	74
EMPLOYEE WELLNESS PA		56	18	24%	74
EC OPCO PENSACOLA, LLC		73	1	1%	74
GROWING TOGETHER PEDIATRICS, LLC		67	6	8%	73
INDIGO MANOR		23	50	68%	73
EVIVIA		70	3	4%	73
CONSULATE HEALTH CARE – LAKE MARY		72	1	1%	73
MINUTECLINIC DIAGNOSTIC OF SOUTH CAROL		66	7	10%	73
FLORIDA HEALTH CARE DELAND			73	100%	73
MED EXPRESS		6	67	92%	73
PIERCE INSTRUMENTS INC		71	2	3%	73
GOLDEN POND COMMUNITIES		73			73
SEWALLS POINT PHARMACY INC		65	8	11%	73
DISCOVERY VILLAGE AT PALM BEACH GARDENS		71	2	3%	73
Stratford Court of Palm Harbor		63	10	14%	73
SAFARI PEDIATRICS PA		70	2	3%	72
HAVEN OF OUR LADY OF PEACE		72			72
CRAIG BERGER MD PL D/B/A BAY AREA EYE INSTITUTE		72			72
KESHAV RX LLC		59	13	18%	72
NORTH FLORIDA PEDIATRICS - JACKSONVILLE		64	7	10%	71
STERLING HOUSE OF TALLAHASSEE	3	62	6	8%	71
EAST HILL PHARMACY		52	19	27%	71
CL BRUMBACK PRIMARY CARE CLINICS		17	54	76%	71
AMMON LABS		61	10	14%	71
ADVENT HEALTH - LAKE MARY		61	10	14%	71
LEE PHYSICIAN GROUP COLLEGE POINT		67	4	6%	71

# COVID-19: testing by laboratory

Data through May 13, 2021 verified as of May 14, 2021 at 09:25 AM

Data in this report are provisional and subject to change.

The numbers in the table below represent the number of Florida and non-Florida residents for whom test results were received by the Department of Health. A person can be tested by more than one laboratory and can have both positive and negative results. **Therefore, the sum of the numbers in each column will be larger than the total number of people tested.**

Reporting lab	Inconclusive	Negative	Positive	Percent positive	Total
INN AT ASTON GARDENS AT PELICAN POINTE,THE		67	4	6%	71
BRADFORD COUNTY HEALTH DEPARTMENT		70	1	1%	71
ADVANCED LAB		67	4	6%	71
PERSONAL PEDIATRICS PA		67	4	6%	71
ISLAND COAST PEDIATRICS		62	8	11%	70
PLANTATION GENERAL HOSPITAL CLINICAL LAB		26	44	63%	70
GILBERT MEDICAL GROUP		63	7	10%	70
Highlands Regional Hospital		63	7	10%	70
CP/AIG PENSACOLA DEVELOPMENT LLC		67	3	4%	70
SUMMIT AT VENICE	2	63	5	7%	70
PALM BAY URGENT CARE		28	42	60%	70
SUNCOAST COMMUNITY HEALTH CENTERS PEDIATRICS		21	49	70%	70
LAKE CO EMPLOYEE HEALTH AND WELLNESS CENTER		62	8	11%	70
USF HEALTH MORSANI CENTER		5	65	93%	70
CITY OF OCALA EMPLOYEE HEALTH AND WELLNESS CENTER		63	7	10%	70
INTERNAL MEDICINE ASSOCIATES PA		65	5	7%	70
BOND AND STEELE CLINIC, PA		56	14	20%	70
WILSON MEMORIAL REGIONAL MEDICAL CENTER		66	4	6%	70
HERITAGE HEALTHCARE AND REHABILITATION CENTER		69			69
EXPRESS CARE OF TAMPA BAY LLC	1	22	46	67%	69
MEMORIAL MANOR		69			69
SAN JOSE SENIOR CARE LLC	1	43	25	36%	69
PARKSIDE INN	3	64	2	3%	69
LINCOLN MEDICAL AND MENTAL HEALTH CENTER		66	3	4%	69
VIP WALK IN CLINIC		44	24	35%	68
GENPATH			68	100%	68
BIG BOCA SMILES LLC		66	2	3%	68
GRAND VILLA OF DEL RAY WEST		64	4	6%	68
WALGREENS #05625		63	5	7%	68
MINUTECLINIC, LLC		61	7	10%	68
CAREATC INC BRANDON	19	44	5	7%	68
AEL- MEMPHIS		17	51	75%	68
CORNERSTONE PEDIATRICS		56	12	18%	68
Heartland Health Care Center North Sarasota		54	14	21%	68
BIOREFERENCE LABORATORIES INC		11	56	84%	67
FLORIDA HEALTH CARE		8	59	88%	67
SIDDH INC DBA SAN CARLOS PHARMACY		63	4	6%	67
SOMERBY OF SANTA ROSA BEACH		58	9	13%	67
PINELLAS PARK FIRE DEPARTMENT		63	4	6%	67
MINUTECLINIC DIAGNOSTIC MEDICAL GROUP		62	5	7%	67
MEASE MANOR INC		63	4	6%	67
ST FRANCIS HOSPITAL		59	8	12%	67
SAMFORD UNIVERSITY HEALTH SERVICES		66	1	1%	67
APC PEDIATRICS AT RYE ROAD MEDICAL PARK		63	4	6%	67
ADVENT HEALTH - PALM COAST		2	65	97%	67
ADVENT HEALTH CENTRA CARE - WINTER GARDEN		20	46	70%	66

# COVID-19: testing by laboratory

Data through May 13, 2021 verified as of May 14, 2021 at 09:25 AM

Data in this report are provisional and subject to change.

The numbers in the table below represent the number of Florida and non-Florida residents for whom test results were received by the Department of Health. A person can be tested by more than one laboratory and can have both positive and negative results. **Therefore, the sum of the numbers in each column will be larger than the total number of people tested.**

Reporting lab	Inconclusive	Negative	Positive	Percent positive	Total
MINUTECLINIC DIAGNOSTIC OF HAWAII LLC		59	7	11%	66
ENCOMPASS HEALTH REHABILITATION OF ALTAMONTE		61	5	8%	66
AMERICAN FAMILY MEDICAL		53	13	20%	66
TROY REGIONAL MEDICAL CENTER		55	11	17%	66
MEDEX MEDICAL EXPRESS OF PALATKA			66	100%	66
LPG PULMONOLOGY-COCONUT POINT		56	10	15%	66
NORTH FLORIDA MEDICAL CENTER		59	7	11%	66
PREMISE HEALTH MIA		27	39	59%	66
Heritage Park Care and Rehabilitation		66			66
OKEECHOBEE URGENT CARE		17	49	74%	66
WALGREEN		52	14	21%	66
Palms at Ponte Vedra Assisted Living and Memory Care		63	3	5%	66
FAMILY HEALTH CENTER		46	20	30%	66
GREENSBORO PATHOLOGY LLC		54	12	18%	66
DOT DOC SARASOTA		60	6	9%	66
NEMOURS CHILDRENS PRIMARY CARE OVIEDO		51	15	23%	66
VETERANS AFFAIRS MEDICAL CENTER - GULF COAST		27	39	59%	66
WADSWORTH HEALTH CENTER		62	3	5%	65
OUT OF STATE		40	25	38%	65
SUMMER VISTA ASSISTED LIVING		38	27	42%	65
HERNANDO COUNTY FIRE RESCUE DISTRICT		31	34	52%	65
CORAL GABLES HOSPITAL			65	100%	65
CALHOUN COUNTY HEALTH DEPT		36	29	45%	65
Rehabilitation Center of the Palm Beaches		65			65
HORIZON ALF		64	1	2%	65
GRAND VILLA OF ALTAMONTE SPRINGS		58	7	11%	65
Bon Secours Maria Manor		59	6	9%	65
SOUTHSIDE HOSPITAL NORTHWELL HEALTH LABORATORY		56	9	14%	65
NXGEN MDX		20	45	69%	65
BROOKDALE CENTRE POINTE	1	64			65
EAST CENTRAL FLORIDA OUTPATIENT IMAGING		44	21	32%	65
GREENLEAF ALF		63	1	2%	64
MICHIGAN DEPARTMENT OF HEALTH AND HUMAN SERVICES	1		63	98%	64
DEPT OF VA MED CENTE-WEST PALM BEACH			64	100%	64
BLUE SPRINGS SURGERY CENTER		64			64
VIERA HEALTH AND REHABILITATION CENTER		62	2	3%	64
ST CLOUD PHYSICIAN MANAGEMENT LLC DBA ST CLOUD		30	34	53%	64
LPG CONVENIENT CARE AT PINE ISLAND ROAD		58	6	9%	64
CENTRA CARE - LAKE NONA		11	53	83%	64
MEDLOGIC LABORATORIES		3	61	95%	64
BAYOU GARDENS DUNEDIN LLC		64			64
TRINITY AL SENIOR HOUSING LLC		45	19	30%	64
SILVER LAKE PEDIATRICS PA		57	7	11%	64
ADVANCE URGENT CARE CENTER, LLC		20	44	69%	64
SEBRING PEDIATRICS LLC		38	26	41%	64
CARE CENTERS OF NASSAU LLC MINER ROAD SOUTH		64			64

# COVID-19: testing by laboratory

Data through May 13, 2021 verified as of May 14, 2021 at 09:25 AM

Data in this report are provisional and subject to change.

The numbers in the table below represent the number of Florida and non-Florida residents for whom test results were received by the Department of Health. A person can be tested by more than one laboratory and can have both positive and negative results. **Therefore, the sum of the numbers in each column will be larger than the total number of people tested.**

Reporting lab	Inconclusive	Negative	Positive	Percent positive	Total
JOSEPH L MORSE GERIATRIC CENTER	2	59	3	5%	64
TGH URGENT CARE - WESLEY CHAPEL			63	100%	63
MARQUIS LABS, LLC		61	2	3%	63
BEEHIVE HOMES OF GULF BREEZE		47	16	25%	63
REOPEN DIAGNOSTICS			63	100%	63
BIG BEND CARES, INC		55	8	13%	63
MEDI CLINIC SARASOTA INC		62	1	2%	63
FLORIDA HOSPITAL PHYSICIAN GROUP		39	24	38%	63
CINNAMON COVE ALF		62	1	2%	63
BURRY'S PHARMACY INC		38	25	40%	63
DAVID POSNACK JEWISH DAY SCHOOL		63			63
MEDEXPRESS URGENT CARE WEST TAMPA			63	100%	63
MAUREEN OROURKE-FUTEY			62	100%	62
ADVENTHEALTH MEDICAL GROUP FAMILY MEDICINE		57	5	8%	62
EVAN R SHAPIRO MD PA		62			62
S-H THIRTY FIVE OPCO - ORANGE CITY, LLC		52	10	16%	62
CHILDREN'S HOSPITAL OF ALABAMA		61	1	2%	62
LAKELAND REGIONAL HEALTH		38	24	39%	62
EMERALD COAST HOSPICE		61	1	2%	62
CDR MAGUIRE INC	1	7	54	87%	62
TBI RESIDENTIAL SERVICES, INC.		51	11	18%	62
OVERLOOK HOSPITAL LABORATORY		57	5	8%	62
ADVENT HEALTH - MOUNT DORA		10	52	84%	62
MENTAL HEALTH CARE INC		53	9	15%	62
ENCOMPASS HEALTH REHABILITATION HOSPITAL OF OCALA		61	1	2%	62
Casa Mora Rehabilitation & Extended Care		60	2	3%	62
WALGREENS_PEMBROKE PINES		53	8	13%	61
VALENCIA HOUSE ALF		59	2	3%	61
Grace Rehabilitation of Vero Beach		60	1	2%	61
LONG ISLAND JEWISH MED CTR		55	6	10%	61
ALL AMERICAN URGENT CARE			61	100%	61
PALM BAY PEDIATRICS		40	21	34%	61
RITECARE MED CTR H			61	100%	61
WASHINGTON REHABILITATION AND NURSING CENTER		51	10	16%	61
INTERNAL MEDICINE SPECIALIST		55	6	10%	61
81ST MEDICAL GROUP		28	32	53%	60
WELLSTAR KENNESTONE HOSPITAL		55	5	8%	60
SONATA BOCA RATON		54	6	10%	60
BARNES HEALTHCARE OF FLORIDA LLC		56	4	7%	60
MEASE CONTINUING CARE		58	2	3%	60
INTERNAL LAB		50	10	17%	60
BOCA BIOLISTICS LLC		46	14	23%	60
GRAND AVENUE RX			60	100%	60
TWIN CREEKS ASSISTED LIVING & MEMORY CARE		57	3	5%	60
TUKA PEDIATRICS		8	52	87%	60
WAVE CREST HEALTH AND REHABILITATION CENTER		57	3	5%	60

# COVID-19: testing by laboratory

Data through May 13, 2021 verified as of May 14, 2021 at 09:25 AM

Data in this report are provisional and subject to change.

The numbers in the table below represent the number of Florida and non-Florida residents for whom test results were received by the Department of Health. A person can be tested by more than one laboratory and can have both positive and negative results. **Therefore, the sum of the numbers in each column will be larger than the total number of people tested.**

Reporting lab	Inconclusive	Negative	Positive	Percent positive	Total
WILLOWS AT WILDWOOD, THE		54	6	10%	60
THE PRESERVE AT CLEARWATER		58	2	3%	60
IMMEDIATE CARE PA		56	4	7%	60
SPRING MANOR ASSISTED LIVING		60			60
PATIENTS CHOICE LAB OF IND, LLC		52	8	13%	60
LAKE INTERNAL MEDICINE ASSOCIATES PA		53	7	12%	60
NORTH CAROLINA DEPARTMENT OF HEALTH & HUMAN SERVICES	1		58	98%	59
ADVENTHEALTH MEDICAL GROUP PULMONOLOGY		52	7	12%	59
FERN PARK DEVELOPMENTAL CENTER		5	54	92%	59
LINCOLN DIAGNOSTIC LAB		57	2	3%	59
MILLENIUM PHYSICIANS GROUP		1	58	98%	59
UHEALTH AT FISHER ISLAND			59	100%	59
LIGHTHOUSE PEDIATRICS OF NAPLES		53	6	10%	59
BIOTECH		52	7	12%	59
SARATOGA HOSPITAL LABORATORY		53	6	10%	59
STEINHATCHEE FAMILY MEDICAL CENTER	1	50	8	14%	59
KEY WEST MEDICAL CENTER	1	51	7	12%	59
CARDIOLOGY AND MEDICINE ASSOCIATES		43	16	27%	59
HEALTHPARK MEDICAL CTR NURSING SVC		58			58
CITYMD OF MANAHAWKIN		55	3	5%	58
ADVENT HEALTH EXPRESS CARE		7	51	88%	58
ALEXANDER NININGER STATE VETERANS		58			58
FLORIDA MEDICAL CLINIC IM MLK		35	23	40%	58
BUECHELE DENTAL PA DBA CLERMONT FAMILY DENTISTRY		48	10	17%	58
MULBERRY'S MOBILE PROVIDER SERVICES LLC		41	17	29%	58
SOUTH FLORIDA BAPTIST HOSPITAL			58	100%	58
HOLY NAME HOSPITAL LABORATORY		56	2	3%	58
Margate Health and Rehabilitation Center		56	2	3%	58
FINLAY CLINICAL LABORATORY		20	38	66%	58
UNITED MEDICAL LABS INC		57	1	2%	58
COOPER FAMILY MEDICAL, PLLC		48	10	17%	58
KINDRED HOSPITAL CENTRAL TAMPA BLOOD GAS	1	52	5	9%	58
SMH PHYSICIAN SERVICES INC		57	1	2%	58
VPA PC LAB		48	10	17%	58
THE CLUB AT BOYNTON BEACH, LLC		55	2	4%	57
KAPG FLEMING ISLAND SENIOR HOUSING OPCO LLC	1	56			57
CAPE REGIONAL MEDICAL CENTER		54	3	5%	57
GENTIVA HEALTH SERVICES CERTIFIED INC		53	4	7%	57
LPG PRIMARY CARE AT COLONIAL CENTER DRIVE		48	9	16%	57
CONCENTRA URGENT CARE		53	4	7%	57
IMA MEDICAL CENTER		38	19	33%	57
THE CANOPY AT BERRYHILL		57			57
MALCOM RANDALL DEPT OF VAMC			57	100%	57
VENICE URGENT CARE - GULF COAST		6	51	89%	57
GENESIS DERMATOLOGY		53	4	7%	57
ALZHEIMERS CARE CENTER OF VIERA LTD		37	20	35%	57

# COVID-19: testing by laboratory

Data through May 13, 2021 verified as of May 14, 2021 at 09:25 AM

Data in this report are provisional and subject to change.

The numbers in the table below represent the number of Florida and non-Florida residents for whom test results were received by the Department of Health. A person can be tested by more than one laboratory and can have both positive and negative results. **Therefore, the sum of the numbers in each column will be larger than the total number of people tested.**

Reporting lab	Inconclusive	Negative	Positive	Percent positive	Total
PREMIER COMMUNITY HEALTHCARE GROUP INC		51	6	11%	57
TRADITIONAL HOME HEALTH OF PALM BEACH INC		55	2	4%	57
WELLMED AT NEW TAMPA		43	14	25%	57
ASCENSION SACRED HEART BAY LABORATORY		54	3	5%	57
JFK MEDICAL CENTER NORTH LAB		1	55	98%	56
OPTUMCARE SOUTH FLORIDA, LLC		47	9	16%	56
LEE MEMORIAL HEALTH SYSTEM		50	6	11%	56
HIALEAH HOSPITAL RESPIRATORY DEPT			56	100%	56
RESIDENTIAL PLAZA AT BLUE LAGOON INC		52	4	7%	56
LONG ISLAND UNIVERSITY - POST CAMPUS		51	5	9%	56
PATHOLOGY CONSULTANTS OF NEW MEXICO		56			56
MED & CO INVESTMENT LLC		52	4	7%	56
EAGLES WATCH CLUSTER		47	9	16%	56
TIFFANY HALL NURSING AND REHAB		44	12	21%	56
MINUTECLINIC DIAGNOSTIC OF NORTH CAROLINA		54	2	4%	56
NEW YORK PRESBYTERIAN - QUEENS DIAGNOSTIC		52	4	7%	56
ENCOMPASS HEALTH REHABILITATION		54	2	4%	56
ATRIA PARK OF LAKE FOREST (WG HERITAGE LF LLC)		54	2	4%	56
THE MEDICAL GROUP OF SOUTH FLORIDA INC		49	6	11%	55
Jupiter Medical Center Pavilion		54	1	2%	55
SONATA HUNTERS CREEK		47	8	15%	55
HIGHLANDS COUNTY FIRE RESCUE		55			55
ADVENTHEALTH MEDICAL GROUP FAMILY & INTERNAL		26	29	53%	55
NITE LITE PEDIATRICS - PORT ST. LUCIE		46	9	16%	55
MARIANNA HEALTH AND REHABILITATION CENTER		54	1	2%	55
PENNSYLVANIA DEPARTMENT OF HEALTH BUREAU OF LABORATORIES			55	100%	55
PROFESSIONAL PEDIATRICS		53	2	4%	55
MINUTE CLINIC DIAGNOSTIC OF VIRGINIA, LLC		53	2	4%	55
CARE 4 U MANAGEMENT, INC			55	100%	55
SUNSHINE PEDIATRICS OF CENTRAL FLORIDA PL		52	3	5%	55
WEST ISLIP URGENT CARE		50	5	9%	55
PREMIER MEDICAL ASSOCIATES ALL FLORIDA LLC		54	1	2%	55
KENDALL REGIONAL MEDICAL CENTER LAB	3		52	95%	55
AMELIA ASSISTED LIVING FACILITY		55			55
CHIPOLA QUICK CARE		47	7	13%	54
FAMILY EXTENDED CARE OF PUNTA GORDA		54			54
EMORY CLINIC, THE		50	4	7%	54
UNITED LABORATORY SERVICES CORPORATION		38	16	30%	54
FUTURE PEDIATRICS		51	3	6%	54
APOLLOMDX LABS		32	22	41%	54
LITTLE NECK URGENT CARE		52	2	4%	54
ROYAL PALM SENIOR RESIDENCE		54			54
MIAMI CLINICAL RESEARCH CORP		12	42	78%	54
BAY STREET PHARMACY		49	5	9%	54
SARASOTA CO. HEALTH DEPT # 58		40	14	26%	54
ST. CLOUD MEDICAL GROUP		54			54

# COVID-19: testing by laboratory

Data through May 13, 2021 verified as of May 14, 2021 at 09:25 AM

Data in this report are provisional and subject to change.

The numbers in the table below represent the number of Florida and non-Florida residents for whom test results were received by the Department of Health. A person can be tested by more than one laboratory and can have both positive and negative results. **Therefore, the sum of the numbers in each column will be larger than the total number of people tested.**

Reporting lab	Inconclusive	Negative	Positive	Percent positive	Total
ROCHESTER GENERAL HOSPITAL LABORATORY		50	4	7%	54
ORCHID COVE AT DAYTONA		45	9	17%	54
CAMBRIDGE SECURITY SERVICES		51	3	6%	54
CERTUS MTD OPCP LLC		52	2	4%	54
BASSETTI MEDICAL RESEARCH INC		35	19	35%	54
CLERMONT HEALTH AND REHAB		40	14	26%	54
JUNIPER VILLAGE AT NAPLES		53	1	2%	54
NORTHSIDE HOSPITAL EMERGENCY DEPT		49	4	8%	53
HOME CARE PHARMACY		53			53
BITTINGS APOTHECARY INC		47	6	11%	53
SOMERSET			53	100%	53
UNIVERSITY OF WEST FLORIDA, THE		52	1	2%	53
Osprey Point Nursing Center		51	2	4%	53
QUOTIENT SCIENCES LABS LLC			53	100%	53
MISSION OAKS ASSISTED LIVING□		51	2	4%	53
THE PALMS PHARMACY, INC		50	3	6%	53
CDR MAGUIRE - MIAMI BEACH CC MISSION 17388		2	51	96%	53
ALLIANCE COMMUNITY FOR RETIREMENT LIVING		53			53
MINUTECLINIC DIAGNOSTIC OF LOUISIANA,		50	3	6%	53
ST ANTHONYS PRIMARY CARE LLC/JACKSON STREET			53	100%	53
QHC UPSTATE MEDICAL PC		43	10	19%	53
Citymd Of Toms River		46	7	13%	53
ADVENT HEALTH		49	3	6%	52
SNH BRFL TENANT LLC	2	50			52
PINES NURSING HOME		50	2	4%	52
PHILLIPPE RIDGE		40	12	23%	52
LMH SKILLED NURSING UNIT		52			52
ADVENT HEALTH - LAKE WALES		40	12	23%	52
PANCARE HEALTH - BAY COUNTY - YOUNGSTOWN		47	5	10%	52
NIGHT LITE PEDIATRICS CENTER LLC		10	42	81%	52
ENCOMPASS HEALTH REHABILITATION HOSPITAL OF PANAMA CITY		47	5	10%	52
FELICIDAD MEDICAL CENTER		5	47	90%	52
ROADS PEDIATRICS,LLC		48	3	6%	51
SOUTHEAST ALABAMA MEDICAL CENTER			51	100%	51
AVANTE ST CLOUD		48	3	6%	51
CITY OF CAPE CORAL		38	13	25%	51
GULFVIEW MEDICAL INSTITUTE		51			51
TNC WALK IN CLINIC		39	12	24%	51
PATRICK MANOR INCORPORATED		51			51
LPG PEDIATRICS AT PAGE FIELD		50	1	2%	51
CVS MINUTE CLINIC DIAGNOSTIC OF NORTH CAROL		44	7	14%	51
GULFSIDE HOSPICE INC		48	3	6%	51
BENTON HOUSE OF PORT ORANGE		44	7	14%	51
WALGREENS #10373		49	2	4%	51
GRAND VILLA OF ST. PETERSBURG		49	2	4%	51
OCCUPATIONAL HEALTH CENTERS OF THE SOUTHWEST PA		45	6	12%	51



# COVID-19: testing by laboratory

Data through May 13, 2021 verified as of May 14, 2021 at 09:25 AM

Data in this report are provisional and subject to change.

The numbers in the table below represent the number of Florida and non-Florida residents for whom test results were received by the Department of Health. A person can be tested by more than one laboratory and can have both positive and negative results. **Therefore, the sum of the numbers in each column will be larger than the total number of people tested.**

Reporting lab	Inconclusive	Negative	Positive	Percent positive	Total
SOUTH CAROLINA DEPT OF HEALTH AND ENVIRONMENT CONTROL		11	40	78%	51
INN AT THE FOUNTAINS, THE		34	17	33%	51
POPLAR HEALTHCARE PLLC	1	11	38	76%	50
COURTYARD GARDENS OF BOYNTON BEACH, LLC		47	3	6%	50
MADISON COUNTY MEMORIAL HOSPITAL LABORATORY		15	35	70%	50
GRAND VILLA OF NEW PORT RICHEY		43	7	14%	50
GRAND VILLA OF ENGLEWOOD		45	5	10%	50
ENCOMPASS HEALTH REHABILITATION HOSPITAL OF MIAMI		49	1	2%	50
FLAGLER HOSPITAL INC	2		48	96%	50
RAINBOW PEDIATRICS PC LLC / BREAKFAST POINT		39	11	22%	50
HEALTH FIRST - CAPE CANAVERAL HOSPITAL		1	49	98%	50
BETHUNE-COOKMAN UNIVERSITY		32	18	36%	50
ARCPPOINT LABS OF WEST PALM BEACH		9	41	82%	50
PRACTICE MANAGEMENT OF AMERICA, INC.		7	43	86%	50
PORT ST. LUCIE - ZAXBY'S		50			50
HILA BECKERMAN MD LLC	1	45	4	8%	50
GRAMERCY PARK URGENT CARE		48	2	4%	50
CARE ATC - ANDES			50	100%	50
SUNSHINE ASSISTED LIVING		50			50
ADVENTIST HEALTH SYSTEM FLORIDA		34	15	31%	49
NORTHBROOK CENTER FOR		47	2	4%	49
ALWAYS BEST CARE SENIOR SERVICES		44	5	10%	49
CARE CENTERS OF NASSAU LLC MINER ROAD NORTH		49			49
FHMG_CTR FOR SENIOR HEALTH		44	5	10%	49
PORT SAINT JOHN FAMILY PRACTICE		31	18	37%	49
DOH		23	26	53%	49
USF		1	48	98%	49
EC OPCO TIMBERLIN PARC LLC		49			49
UNIPATH		25	24	49%	49
SOFT CELL LABORATORIES		45	4	8%	49
S-H THIRTY FIVE OPCO - LUTZ, LLC		48	1	2%	49
SOLARIS SENIOR LIVING NORTH NAPLES		48	1	2%	49
THE TERRACE OF JACKSONVILLE		3	46	94%	49
Guardian Care Nursing and Rehabilitation Center		49			49
THORNBURG PEDIATRICS		45	4	8%	49
WEISS PEDIATRIC CARE LLC		35	14	29%	49
EMORY UNIVERSITY HOSPITAL		40	9	18%	49
ALLEGRO		47	2	4%	49
MORTON PLANT			49	100%	49
EP MEDICAL EQUIPMENT PHARMACY		41	7	15%	48
CAREMED INTERNAL MEDICINE		30	18	38%	48
URGENT CARE & WELLNESS CENTER		15	33	69%	48
GRAND OAKS OF PALM CITY LLC	1	41	6	13%	48
PREMIER MEDICAL ASSOCIATES		46	2	4%	48
ALLIANCE OF PHYSICIANS AGAINST COVID-19		1	47	98%	48
NAPLES PEDIATRICS INC		43	5	10%	48

# COVID-19: testing by laboratory

Data through May 13, 2021 verified as of May 14, 2021 at 09:25 AM

Data in this report are provisional and subject to change.

The numbers in the table below represent the number of Florida and non-Florida residents for whom test results were received by the Department of Health. A person can be tested by more than one laboratory and can have both positive and negative results. **Therefore, the sum of the numbers in each column will be larger than the total number of people tested.**

Reporting lab	Inconclusive	Negative	Positive	Percent positive	Total
JACKSONVILLE PEDIATRICS		29	19	40%	48
ST JUDE LABORATORIES		43	5	10%	48
SEWANEE MOLECULAR DIAGNOSTICS LABORATO		48			48
COURTYARD GARDENS OF JUPITER		48			48
HERNANDO ENDOSCOPY AND SURGERY CENTER		37	11	23%	48
INTERCOASTAL MEDICAL GROUP		2	46	96%	48
SOMA MEDICAL CENTER PA #3		10	38	79%	48
UNIVERSITY BEHAVIORAL CENTER		48			48
CAREHERE LAKE SCHOOLS EMPLOYEE HEALTH CENTER		33	15	31%	48
ISLAND URGENT CARE PLLC		44	4	8%	48
BAY CENTER HURRICANE SHELTER		48			48
ORLANDO HEALTH PRIMARY CARE PEDIATRICS		44	4	8%	48
LYSTER ACH FT RUCKER AL		45	3	6%	48
BAPTIST URGENT CARE		44	4	8%	48
GRAND VILLA OF PINELLAS PARK		46	2	4%	48
HAWTHORNE INN OF LAKE LAND		47			47
CRESTVIEW IMMEDIATE CARE LL		23	24	51%	47
SAN CARLOS PHARMACY		39	8	17%	47
LPG PRIMARY CARE AT CAPE CORAL PARKWAY		40	7	15%	47
COMPLETE HOME CARE OF THE PALM BEACHES LLC		43	4	9%	47
NORTH FLORIDA / SOUTH GEORGIA VETERANS HEALTH SYSTEM		1	46	98%	47
INTERLAB		1	46	98%	47
AU MEDICAL CENTER, INC	1	41	5	11%	47
FAMILY EXTENDED CARE OF WINTER HAVEN		45	2	4%	47
SARNO FAMILY PRACTICE		31	16	34%	47
MINUTECLINIC DIAGNOSTIC OF LOUISIANA		44	3	6%	47
MOBILE DOC FL, LLC		29	18	38%	47
JACK BANDEL MD PA		46	1	2%	47
POINTE AT NEW PORT PLACE,THE		47			47
WINTER GARDEN REHAB AND NURSING CENTER		43	4	9%	47
NAVARRE GARDENS		41	6	13%	47
ACTIVE SENIOR LIVING		45	2	4%	47
LAKE COUNTY SCHOOLS EMPLOYEE HEALTH CENTER		34	13	28%	47
UNION MEDICAL CARE PLLC		45	1	2%	46
FLORIDA DEPARMENT OF HEALTH CLAY COUNTY		32	14	30%	46
MINUTECLINIC, LLC, DBA MINUTECLINIC #5		41	5	11%	46
KAPG ST AUGUSTINE SENIOR HOUSING OPCO LLC		37	9	20%	46
LUTHERAN HAVEN EXTENDED CONGREGATE CAR		46			46
ADULT MEDICINE OF LAKE COUNTY INC			46	100%	46
COLLIER BLVD HMA PHYSICIAN MANAGEMENT LLC		46			46
MID-FLORIDA PATHOLOGY, LLC		35	11	24%	46
PREMIER PLACE HEALTHCARE AT THE GLENVIEW		46			46
H LEE MOFFITT CANCER CENTER MICRO		46			46
EAST MANATEE FAMILY	1	1	44	96%	46
WALGREENS 3145		43	3	7%	46
TRICORE REF LABS - UNIV OF NM		46			46

# COVID-19: testing by laboratory

Data through May 13, 2021 verified as of May 14, 2021 at 09:25 AM

Data in this report are provisional and subject to change.

The numbers in the table below represent the number of Florida and non-Florida residents for whom test results were received by the Department of Health. A person can be tested by more than one laboratory and can have both positive and negative results. **Therefore, the sum of the numbers in each column will be larger than the total number of people tested.**

Reporting lab	Inconclusive	Negative	Positive	Percent positive	Total
UNION MEDICAL CARE		46			46
HARTFORD HEALTH SERVICES LLC		46			46
ADVENT HEALTH MEDICAL GROUP OB GYN AT		40	6	13%	46
Grand Villa of Deerfield Beach		42	4	9%	46
TRIPLE O MEDICAL SERVICES INC		42	4	9%	46
WG EVERGREEN WOODS SH LLC		46			46
TAMPA URGENT CARE			46	100%	46
LEE COMMUNITY HEALTHCARE INC CAPE CORAL		42	3	7%	45
BRP SH OPCO LLC		45			45
VOLUSIA COUNTY BRANCH JAIL		1	44	98%	45
ACCESS 365 URGENT CARE		18	27	60%	45
AVALON PARK RETIREMENT RESIDENCE		43	2	4%	45
RIVERHEAD URGENT CARE		44	1	2%	45
BIOFIRE		11	34	76%	45
LARA HEALTH AND WELLNESS CENTER LLC		45			45
BD MEDICAL SYSTEMS		43	2	4%	45
PLAINVIEW URGENT CARE		42	3	7%	45
BENTON HOUSE OF ST. JOHNS		43	2	4%	45
NEUPATH DIAGNOSTICS		37	8	18%	45
SOUTHPORT SQUARE HARBOUR HEALTH		45			45
STUART URGENT CARE			45	100%	45
REDI-MED WALK-IN FAMILY CARE			45	100%	45
COLLIER URGENT CARE CENTERS		44	1	2%	45
NEXT MOLECULAR ANALYTICS		14	31	69%	45
PASSPORT HEALTH ORLANDO		45			45
IMA MEDICAL GROUP POINCIANA		18	27	60%	45
NEOGENOMICS LABORATORIES INC		45			45
SOUTHEAST GEORGIA HEALTH SYSTEM, INC		39	5	11%	44
Gulf Shore Care Center		39	5	11%	44
KISSIMMEE VA OUTPATIENT CLINIC		41	3	7%	44
FLORIDA HOSPITAL		28	16	36%	44
KINDRED HOSPITAL OCALA		40	4	9%	44
LPG CONVENIENT CARE AT METRO		40	4	9%	44
A AND R RESEARCH GROUP LLC		39	5	11%	44
ST LUCIE COUNTY JAIL		29	15	34%	44
PRINCETON VILLAGE		40	4	9%	44
BENTON HOUSE OF CLERMONT		44			44
BRONX LEBANON HOSPITAL-MEDICAL CENTER		40	4	9%	44
PALM POINT BEHAVIORAL HEALTH		44			44
MAKO MEDICAL		21	23	52%	44
WALK IN MEDICAL URGENT CARE		44			44
UNIVERSITY HOSPITAL		37	7	16%	44
PEDIATRICS OF CENTRAL FLORIDA – SAINT CLOUD	2	40	2	5%	44
LOURDES HOSPITAL INC		42	2	5%	44
INNOVATIVE GX LABORATORIES		37	7	16%	44
ASHTON PLACE	3	37	4	9%	44

# COVID-19: testing by laboratory

Data through May 13, 2021 verified as of May 14, 2021 at 09:25 AM

Data in this report are provisional and subject to change.

The numbers in the table below represent the number of Florida and non-Florida residents for whom test results were received by the Department of Health. A person can be tested by more than one laboratory and can have both positive and negative results. **Therefore, the sum of the numbers in each column will be larger than the total number of people tested.**

Reporting lab	Inconclusive	Negative	Positive	Percent positive	Total
HUNT CLUB MEDICAL		15	29	66%	44
THE MERIDIAN AT BOCA RATON	1	43			44
RADIOLOGY ASSOCIATES OF VENICE AND ENGLEWOOD		42	2	5%	44
LABORATORY MEDICINE CONSULTANTS-LMC PA		41	3	7%	44
A & R RESEARCH GROUP		35	8	19%	43
BAYCARE MEDICAL GROUP INC		3	40	93%	43
University Hills health and Rehabilitation		33	10	23%	43
BRANCH MEDICAL CLINIC			43	100%	43
HOUSE CALLS PROFESSIONAL LLC		39	4	9%	43
PINELLAS INTERNAL MEDICINE ASSOCIATES	1	39	3	7%	43
DUVAL PHARMACY		32	11	26%	43
NORTHWELL HEALTH PLAINVIEW HOSPITAL LABORATORY		34	9	21%	43
UNIVERSITY MEDICAL CTR OF PRINCETON AT		41	2	5%	43
COMMUNITY MEDICAL CARE CENTER INC			43	100%	43
EASTERN SHORE URGENT CARE		32	11	26%	43
D W MCMILLAN MEMORIAL HOSPITAL		32	11	26%	43
FIRST CHOICE URGENT CARE		12	31	72%	43
MEDEMERGE		41	2	5%	43
ORLANDO ORTHOPAEDIC OUTPATIENT SURGERY CENTER		37	6	14%	43
WOLFF CTR FOR CHILD & ADOLESCENT HEALTH PLLC,THE		26	17	40%	43
ORLANDO ORTHOPAEDIC CENTER		39	4	9%	43
WHITE-WILSON MEDICAL CENTER		32	11	26%	43
LAKE MARY KIDS CENTRA CARE		33	10	23%	43
STAT ONE URGENT CARE CENTER		2	40	95%	42
CLINICAL LABORATORY		42			42
LEE PHYSICIAN GROUP		37	5	12%	42
ATRIA WILLOW WOOD		40	2	5%	42
BELVEDERE COMMONS OF SUN CITY CENTER		42			42
CARILLON SPORTS AND FAMILY MEDICINE		32	10	24%	42
LONGLEAF DIAGNOSTIC LABORATORIES		13	29	69%	42
MAIMONIDES-SHALOM ACADEMY, INC		41	1	2%	42
WELLMED AT PLANT CITY		23	19	45%	42
ADVENTHEALTH MEDICAL GROUP FAMILY MEDICINE AT RDV		42			42
MARQUESA MEDICAL		38	4	10%	42
Atlantic Shore Nursing and Rehab		42			42
CITRUS COUNTY HEALTH DEPARTMENT		36	6	14%	42
FAMILY CARE PARTNERS URGENT CARE LLC		33	9	21%	42
PACIFICA SENIOR LIVING OCALA		37	5	12%	42
CITRUS CARE CLINIC			42	100%	42
STETSON UNIVERSITY STUDENT HEALTH CENTER		3	39	93%	42
KIVA AT CANTERBURY		25	17	40%	42
ENCORE AT BOCA RATON, THE			42	100%	42
CITY OF NAPLES FIRE RESCUE		37	5	12%	42
FAMILY AND INTERNAL MEDICINE AT AVALON PARK		38	4	10%	42
CAPITAL REGIONAL MEDICAL CENTER		2	39	95%	41
DCH REGIONAL MEDICAL CENTER LABORATORY		39	2	5%	41

# COVID-19: testing by laboratory

Data through May 13, 2021 verified as of May 14, 2021 at 09:25 AM

Data in this report are provisional and subject to change.

The numbers in the table below represent the number of Florida and non-Florida residents for whom test results were received by the Department of Health. A person can be tested by more than one laboratory and can have both positive and negative results. **Therefore, the sum of the numbers in each column will be larger than the total number of people tested.**

Reporting lab	Inconclusive	Negative	Positive	Percent positive	Total
MEDEX MEDICAL EXPRESS OF PALATKA LLC			41	100%	41
UNIVERSITY OF ALABAMA		38	3	7%	41
SOUTHCOR LABORATORY		7	34	83%	41
BOND CLINIC, PA		11	30	73%	41
ADVENT HEALTH CENTRA CARE - LAKE LAND		30	11	27%	41
PEDIATRICS OF CENTRAL FLORIDA KISSI		33	8	20%	41
STATCARE URGENT AND WALK-IN MEDICAL CA		38	3	7%	41
BULLS HEAD URGENT CARE		39	2	5%	41
ANDALUSIA HEALTH		24	17	41%	41
NIGHT LITE PEDIATRIC CENTER		10	31	76%	41
VETERANS AFFAIRS MEDICAL CENTER - NEW YORK HARBOR		39	2	5%	41
CROSSROADS URGENT CARE		26	15	37%	41
PURE PHARMACY		39	2	5%	41
FLORIDA HOSPITAL NEW SMYRNA		4	37	90%	41
PRIDE DIAGNOSTICS		24	17	41%	41
GRAND LIVING AT LAKEWOOD RANCH		40	1	2%	41
CIMA MEDICAL CENTER		39	1	3%	40
LPG PRIMARY CARE AT BONITA BAY LIFESTYLE CENTER		35	5	13%	40
BAYSIDE LABORATORIES INC		40			40
GEORGIA HEART CENTER (MSC 53), NAVICEN		38	2	5%	40
Grand Villa of Dunedin		34	6	15%	40
M&V SAN JOSE MEDICAL CENTER			40	100%	40
THE LODGE AND REHABILITATION CENTER		24	16	40%	40
PEDIATRICS IN BREVARD-COCOA BEACH		35	5	13%	40
MINUTE CLINIC LLC #2216		37	3	8%	40
WASHINGTON COUNTY HEALTH DEPARTMENT		27	13	33%	40
CLINICAL PATHOLOGY LABORATORIES, INC		40			40
GENEXPERT			40	100%	40
MINUTECLINIC DIAGNOSTIC OF MICHIGAN		36	3	8%	39
MINUTECLINIC DIAGNOSTIC OF RHODE ISLAND, LLC #1544		38	1	3%	39
REVA INC		35	4	10%	39
CORRECTIONAL MEDICAL GROUP		27	12	31%	39
MINUTE CLINIC DIAGNOSTIC OF NEW JERSEY		38	1	3%	39
JUNIPER VILLAGE AT CAPE CORAL		34	5	13%	39
GUYAN VALLEY WELLNESS CENTER		32	7	18%	39
WALGREENS COVID-19		27	12	31%	39
CENTERPLACE HEALTH		16	23	59%	39
TAYLORVILLE FAMILY MEDICINE		32	7	18%	39
BROOKDALE BRANDON	1	38			39
STEWART MEDICAL GROUP, INC		21	18	46%	39
METROPOLITAN CHARITIES INC		36	3	8%	39
CLINICAL RESEARCH SEQUENCING PLATFORM		8	31	79%	39
BAY COUNTY JAIL ANNEX		34	5	13%	39
ISLAMORADA VILLAGE OF ISLANDS FIRE RESCUE		36	3	8%	39
GRAND VILLA OF DELRAY EAST		39			39
MARYLAND DEPARTMENT OF HEALTH			39	100%	39

# COVID-19: testing by laboratory

Data through May 13, 2021 verified as of May 14, 2021 at 09:25 AM

Data in this report are provisional and subject to change.

The numbers in the table below represent the number of Florida and non-Florida residents for whom test results were received by the Department of Health. A person can be tested by more than one laboratory and can have both positive and negative results. **Therefore, the sum of the numbers in each column will be larger than the total number of people tested.**

Reporting lab	Inconclusive	Negative	Positive	Percent positive	Total
CEDAR CREEK AT KINGS BAY INC		39			39
WG BAYPOINT VILLAGE SH LLC		38	1	3%	39
LPG PRIMARY CARE AT MATTHEW DRIVE		33	6	15%	39
BAYSHORE PATHOLOGY CONSULTANTS PA		37	2	5%	39
MINUTE CLINIC DIAGNOSTIC OF VIRGINIA		32	7	18%	39
MINUTE CLINIC DIAGNOSTIC OF SC, LLC #75		37	2	5%	39
WEINBERG VILLAGE		38	1	3%	39
FLORIDA ENDOSCOPY & SURGERY CTR LLC		38			38
GRAND VILLA OF BOYNTON BEACH		37	1	3%	38
FLORIDA MEDICAL CL ODOM TPA		23	15	39%	38
HARMONY HEALTH OPCO, LLC		17	21	55%	38
CLEARWATER EMPLOYEE HEALTH CLINIC		19	19	50%	38
ROCKLAND URGENT CARE FAMILY HEALTH NP		36	2	5%	38
HALIFAX HEALTH URGENT CARE		17	21	55%	38
ST AUGUSTINE PEDIATRIC ASSOC		33	5	13%	38
CERON PEDIATRICS & INTEGRATIVE MEDICIN		38			38
JUPITER MEDICAL CENTER PHYSICIANS GROUP, INC		34	4	11%	38
AUTUMN OF SARASOTA		12	26	68%	38
HOMEWOOD RESIDENCE AT FREEDOM PLAZA		37	1	3%	38
WARDE MEDICAL LABORATORY		29	9	24%	38
UNDERGROUND FREE CLINIC		37	1	3%	38
Life Care Center of Citrus County		37	1	3%	38
DAYTONA BEACH OPC		34	4	11%	38
ATRIA SAN PABLO		36	2	5%	38
CCRC @ SUNFLOWER LLC		35	3	8%	38
INNOVATION CLINICAL TRIALS, INC			38	100%	38
WOMEN'S CARE FLORIDA, LLC		38			38
ARTHREX MEDICAL CENTER EAST		25	13	34%	38
PECONIC BAY MEDICAL CENTER LABORATORY		29	9	24%	38
MOLECULAR DIAGNOSTICS		5	33	87%	38
ALPHA PHARMACY		35	3	8%	38
CONNECTICUT DEPARTMENT OF HEALTH		22	16	42%	38
FORT CAROLINE GARDENS, INC		34	3	8%	37
ONE MILO		37			37
COLLIER HMA PHYSICIAN MANAGEMENT LLC		27	10	27%	37
ASSISTED LIVING OF BROWARD		37			37
GMR EVENT SERVICES LLC DBA CROWDRX		37			37
PATHGROUP		9	28	76%	37
PULSE & REMEDY LLC		22	15	41%	37
TRADITIONAL HOME CARE INC		35	2	5%	37
HOLLISMED LLC		35	2	5%	37
CARE HERE		12	25	68%	37
PONCE THERAPY CARE CENTER		34	3	8%	37
PATHOGENIUS LABORATORIES		30	7	19%	37
CENTRAL FLORIDA HEALTH CARE INC WAUCHULA SITE 2		29	8	22%	37
THE COLLIER AT NAPLES		36	1	3%	37

# COVID-19: testing by laboratory

Data through May 13, 2021 verified as of May 14, 2021 at 09:25 AM

Data in this report are provisional and subject to change.

The numbers in the table below represent the number of Florida and non-Florida residents for whom test results were received by the Department of Health. A person can be tested by more than one laboratory and can have both positive and negative results. **Therefore, the sum of the numbers in each column will be larger than the total number of people tested.**

Reporting lab	Inconclusive	Negative	Positive	Percent positive	Total
WESTPAC LABS INC	1	25	11	30%	37
ALAN A SMITH MD LLC		34	3	8%	37
HR SARASOTA OPERATOR LLC		25	12	32%	37
JAMAICA HOSPITAL MEDICAL CENTER		33	4	11%	37
ST. MARYS MEDICAL CENTER		1	36	97%	37
FAMILY EXTENDED CARE OF SEBRING INC		35	2	5%	37
ACCURATE DIAGNOSTIC LAB		35	2	5%	37
HOLZER HEALTH CENTER		5	32	86%	37
FLORIDA PRESBYTERIAN HOMES INC		34	2	6%	36
MINUTE CLINIC, LLC DBA MINUTECLINIC #4505		33	3	8%	36
HARBORCHASE OF WELLINGTON CROSSING		34	2	6%	36
Kensington Gardens		36			36
EASYCARE WALK-IN CLINIC	1	14	21	58%	36
MAINSTREET FAMILY URGENT CARE		1	35	97%	36
VILLA COURT LLC		36			36
CVS NC7047POCT DURHAM		36			36
PALM BAY FAMILY PRACTICE		16	20	56%	36
MEDCOMP SCIENCES			36	100%	36
PARKSIDE HEALTH AND REHABILITATION CENTER			36	100%	36
BVL/LITTLE ANGEL PEDIATRICS		36			36
FLORIDA PEDIATRIC GROUP PA		28	8	22%	36
STATCARE URGENT & WALK IN MEDICAL CARE		32	4	11%	36
ALABAMA CLINICS		20	16	44%	36
VIKOR SCIENTITIC		5	31	86%	36
NCHD		22	14	39%	36
JACKSON HEALTH SYSTEM		2	34	94%	36
PHYSICIAN ASSOCIATES LLC		26	10	28%	36
NORTH PINELLAS CHILDRENS MEDICAL CENTER			36	100%	36
GRACE COMMUNITY PHARMACY		3	33	92%	36
MARTHA'S HOUSE & ASSISTED LIVING FACILITY		36			36
COLORADO DEPARTMENT OF PUBLIC HEALTH AND ENVIRONMENT			36	100%	36
SANITAS		4	32	89%	36
IRL		4	31	89%	35
REDI-MED WALK IN FAMILY CLINIC			35	100%	35
TGH URGENT CARE - WESTCHASE			35	100%	35
ADVENT HEALTH - FISH MEMORIAL		2	33	94%	35
CVS NC3516POCT WINSTON SALEM		31	4	11%	35
DIXIE COUNTY HEALTH DEPARTMENT		26	9	26%	35
WALGREENS_COCONUT CREEK		28	7	20%	35
ISLAND LAKE CENTER		14	21	60%	35
CHILDREN'S MEDICAL CENTER		1	34	97%	35
BAYCARE HEALTH SYSTEMS, LLC			35	100%	35
CANCER RESEARCH LAB, BOB JONES UNIVERSITY		30	5	14%	35
PHOSPHORUS DIAGNOSTICS		27	8	23%	35
LAKELAND NURSING AND REHABILITATION CENTER			35	100%	35
ROSWELL PAIN SPECIALISTS	1	33	1	3%	35

# COVID-19: testing by laboratory

Data through May 13, 2021 verified as of May 14, 2021 at 09:25 AM

Data in this report are provisional and subject to change.

The numbers in the table below represent the number of Florida and non-Florida residents for whom test results were received by the Department of Health. A person can be tested by more than one laboratory and can have both positive and negative results. **Therefore, the sum of the numbers in each column will be larger than the total number of people tested.**

Reporting lab	Inconclusive	Negative	Positive	Percent positive	Total
WUESTHOFF MEMORIAL HOSPITAL			35	100%	35
MIDDLETOWN MEDICAL P C		25	10	29%	35
FAST PACE MEDICAL CLINIC		30	5	14%	35
PIEDMONT HOSPITAL CLINICAL LABORATORY		32	3	9%	35
CARLOS F FUSTER MD PA		33	2	6%	35
MORTON PLANT HOSPITAL - ADLER INSTITUTE OF LAB MEDICINE		3	32	91%	35
BOCA TOXICOLOGY LLC		33	2	6%	35
METRO KNOXVILLE HMA		25	10	29%	35
POARCH BANC CREEK INDIANS TRIBAL HEALTH DEPARTMENT			35	100%	35
MEDPEDS ASSOCIATES OF SARASOTA PA		32	3	9%	35
P23 LABS		35			35
SOUTHEASTERN OUTPATIENT SURGERY CENTER		32	3	9%	35
LABORATORY ALLIANCE OF CENTRAL NEW YORK		33	2	6%	35
HUNTINGTON STATION URGENT CARE		34	1	3%	35
BUREAU OF PUBLIC HEALTH	1	14	20	57%	35
TUSCAN GARDENS OF DELRAY BEACH MANAGEMENT COMPANY,		34	1	3%	35
NEUROINTERNATIONAL SARASOTA		32	3	9%	35
FHMG-FLORIDA HOSPITAL MEDICAL GROUP		25	10	29%	35
LONG TERM CARE OF GULF BREEZE LLC		30	4	12%	34
LONG BEACH URGENT CARE		34			34
SOUTHWEST LABS		34			34
MINUTECLINIC DIAGNOSTIC OF ILLINOIS L		28	6	18%	34
AYERS NURSING AND REHABILITATION CENTER		34			34
MIGUEL E TREVINO MD PA		30	4	12%	34
AMMON ANALYTICAL LABORATORIES		30	4	12%	34
GRAND VILLA OF MELBOURNE		32	2	6%	34
CIGNA PBSO WEST PALM		3	31	91%	34
WALGREENS #04569		31	3	9%	34
THE SPRINGS OF PARC HILL		33	1	3%	34
WILLAMETTE VALLEY TOXICOLOGY LLC		32	2	6%	34
VENICE REGIONAL BAYFRONT HEALTH			34	100%	34
FLORIDA DEPARTMENT OF HEALTH IN MONROE COUNTY		27	7	21%	34
SANFORD PEDIATRIC ASSOCIATES, PA		30	4	12%	34
VA MEDICAL CENTER			34	100%	34
SOMA MEDICAL CENTER # 4		5	29	85%	34
GUIDEWELL EMERGENCY MEDICINE DOCTORS LLC #33		21	13	38%	34
MEDHELP 280		31	3	9%	34
RASHDA ALBIBI M.D. P.A.		31	3	9%	34
PARAMOUNT WALK-IN CLINIC		1	33	97%	34
HARBOUR ISLAND PEDIATRICS		24	10	29%	34
OPIS COQUINA CENTER		32	1	3%	33
GOOD SAMARITAN HOSPITAL LABORATORY		28	5	15%	33
EVERLYWELL		19	14	42%	33
COOPER HEALTHCARE		30	3	9%	33
West Gate Village, LLC		33			33
WESTWOOD NURSING AND REHABILITATION		28	5	15%	33



# COVID-19: testing by laboratory

Data through May 13, 2021 verified as of May 14, 2021 at 09:25 AM

Data in this report are provisional and subject to change.

The numbers in the table below represent the number of Florida and non-Florida residents for whom test results were received by the Department of Health. A person can be tested by more than one laboratory and can have both positive and negative results. **Therefore, the sum of the numbers in each column will be larger than the total number of people tested.**

Reporting lab	Inconclusive	Negative	Positive	Percent positive	Total
JOSEF SCHENKER MD PC DBA CENTERS URGENT		31	2	6%	33
CARDIOLOGY AND MEDICINE ASSOCIATES INC		32	1	3%	33
NIGHT LITE PEDIATRICS URGENT CARE CENTER			33	100%	33
CORAL HOUSE ASSISTED LIVING COMMUNITY LLC		33			33
NURSES HELPING HANDS INC ALF		33			33
RESIDENCE AT BAY VUE		31	2	6%	33
STATEN ISLAND UNIVERSITY HOSPITAL-POUCH		32	1	3%	33
Consulate Health Care of Orange Park		27	6	18%	33
MINUTECLINIC DIAGNOSTIC OF PENNSYLVANIA		31	2	6%	33
VETERAN AFFAIRS MEDICAL CENTER - JAMES J PETERS		30	3	9%	33
SANFORD MOBILE LAB PGA TOUR		32	1	3%	33
VETERANS HOME		1	32	97%	33
AMBRY GENETICS CORPORATION	23	10			33
PASSPORT HEALTH OF TAMPA BAY		29	4	12%	33
AHSE ROP		32	1	3%	33
ST VINCENTS AMBULATORY CARE INC DBA		30	3	9%	33
GREENRIDGE GROUP HOME	3	11	19	58%	33
LEE COMMUNITY HEALTHCARE INC NORTH FORT MYERS		33			33
MINUTECLINIC LLC #4449		31	2	6%	33
BOND CLINIC		3	30	91%	33
STEINHATCHEE DRUGS		27	6	18%	33
SELECT PHYSICIANS ALLIANCE PL		33			33
MINUTECLINIC DIAGNOSTIC OF TN PC #378		29	3	9%	32
Wiregrass Rehabilitation Center and Nursing Home		29	3	9%	32
MINUTECLINIC, LLC, DBA MINUTECLINIC #2544		30	2	6%	32
BAPTIST PEDIATRICS		28	4	13%	32
IPSUM DIAGNOSTICS		3	29	91%	32
ADVANCED URGENT CARE		12	20	63%	32
SYNIVERSE WELLNESS CENTER		27	5	16%	32
UTAH DEPARTMENT OF HEALTH			32	100%	32
MINUTECLINIC DIAGNOSTIC OF TN PC #6435		29	3	9%	32
JOSEF SCHENKER MD PC		32			32
MINUTECLINIC, LLC #4230		28	4	13%	32
MARCO ISLAND MEDICAL CENTER		21	11	34%	32
TREASURE ISLE LLC		32			32
LAKE MARY - STIRLING CENTER SUITE 202			32	100%	32
AEGIS MEDICAL GROUP, LLC		29	3	9%	32
COLORADO DEPARTMENT OF HEALTH LABORATORY SERVICES DIVISION			32	100%	32
MINUTE CLINIC DIAGNOSTIC OF TEXAS, LLC		29	3	9%	32
ECC PEDIATRICS		31	1	3%	32
RAYMOND BASRI MD		30	2	6%	32
MADISON POINTE CARE CENTER		32			32
UNION CHD		29	3	9%	32
WESTMINSTER ST AUGUSTINE		32			32
ALACHUA		20	12	38%	32
A LILIKO'I PHARMACY LLC		29	3	9%	32

# COVID-19: testing by laboratory

Data through May 13, 2021 verified as of May 14, 2021 at 09:25 AM

Data in this report are provisional and subject to change.

The numbers in the table below represent the number of Florida and non-Florida residents for whom test results were received by the Department of Health. A person can be tested by more than one laboratory and can have both positive and negative results. **Therefore, the sum of the numbers in each column will be larger than the total number of people tested.**

Reporting lab	Inconclusive	Negative	Positive	Percent positive	Total
DISCOVERY COMMONS AT BRADENTON		31			31
OAKMONTE VILLAGE		30	1	3%	31
MINUTECLINIC DIAGNOSTIC OF RHODE ISLAND, LLC #212		31			31
PBSO WEST PALM FAMILY PRACTICE		1	30	97%	31
CHIPOLA MEDICAL ASSOCIATES		11	20	65%	31
UR CARE FAMILY AND SPORTS MEDICINE			31	100%	31
AMERICAN ESOTERIC LABORATORIES		15	16	52%	31
VIRTUA		27	4	13%	31
MINUTECLINIC DIAGNOSTIC OF NORTH CAROLINA PC		28	3	10%	31
HOLIDAY MEDICAL ASSOCIATES		4	27	87%	31
PERDIDO URGENT CARE		1	30	97%	31
JOSEPH SCHENKER MD PC DBA CENTERS URGENT		27	4	13%	31
COUNTY OF LOS ANGELES			31	100%	31
BAPTIST PRIMARY BLACK CREEK SOUTH			31	100%	31
HEALTH FIRST - VIERA HOSPITAL		1	30	97%	31
PREMIER URGENT CARE CENTER LLC			31	100%	31
COLLIER ANESTHESIA PAIN LLC		31			31
LabCorp L#09258130 M#09258125		12	19	61%	31
HENDRY REGIONAL CORPORATE HEALTH			31	100%	31
MIDNIGHT MEDICINE			31	100%	31
GARDENS AT TERRACINA HEALTH & REHABILITATION		30	1	3%	31
ORLANDO FAMILY MEDICINE		14	17	55%	31
REGENCY PARK ASSISTED LIVING FACILITY		29	2	6%	31
CENTER ONE SURGERY CENTER		25	6	19%	31
MICHAEL J D'AMBROSE MD PA		29	2	6%	31
ENT AND ALLERGY ASSOCIATES OF FLORIDA LLC		30	1	3%	31
INTERIM HEALTHCARE OF NORTHWEST FLORIDA INC		29	2	6%	31
BOCA SIMON LAB		1	29	97%	30
SUMMIT MEDICAL GROUP - 75 E NORTHFIELD		25	5	17%	30
GERALD J KIVETT MD		27	3	10%	30
HERITAGE WATERSIDE		27	3	10%	30
CLINCLOUD, LLC			30	100%	30
TOTTENVILLE CIRCLE URGENT CARE		30			30
AMEERAH LABS			30	100%	30
ST PETER'S BENDER LABORATORY		29	1	3%	30
HOWARD BEACH URGENT CARE		28	2	7%	30
TALLAHASSEE DEVELOPMENTAL CENTER□		28	2	7%	30
FORT VALLEY STATE UNIVERSITY		29	1	3%	30
OAK HARBOR ASSISTED LIVING FACILITY		27	3	10%	30
HOPE HEALTHCARE		29	1	3%	30
COMMUNITY HEALTH OF SOUTH FLORIDA			30	100%	30
ENGLEWOOD HOSPITAL AND MEDICAL CENTER		25	5	17%	30
MINUTECLINIC DIAGNOSTIC OF TEXAS		26	4	13%	30
Okeechobee Health Care Facility		16	14	47%	30
VISTACARE PHARMACY I		25	5	17%	30
RELANCE MEDICAL CENTER		21	9	30%	30

# COVID-19: testing by laboratory

Data through May 13, 2021 verified as of May 14, 2021 at 09:25 AM

Data in this report are provisional and subject to change.

The numbers in the table below represent the number of Florida and non-Florida residents for whom test results were received by the Department of Health. A person can be tested by more than one laboratory and can have both positive and negative results. **Therefore, the sum of the numbers in each column will be larger than the total number of people tested.**

Reporting lab	Inconclusive	Negative	Positive	Percent positive	Total
ACCESS HEALTH CARE PHYSICIANS LLC		10	20	67%	30
P4CLINICAL	3	2	25	83%	30
ADVENT HEALTH MEDICAL GROUP FAMILY AND INTERNAL MEDICINE AT AVALON PAR		27	3	10%	30
NTD EUROFINS ATLANTA		29	1	3%	30
GASTROENTEROLOGY ASSOCIATES OF PENSACOLA PA		25	5	17%	30
1 TOUCH TOTALCARE SOLUTIONS		27	3	10%	30
MED LABS DIAGNOSTICS		11	19	63%	30
APOLLO SURGERY CENTER		27	3	10%	30
EMORY CRAWFORD LONG HOSPITAL LABORATOR		27	3	10%	30
DAVID LAWRENCE CENTER		26	4	13%	30
FIRST PHYSICIANS GROUP - LORRAINE CORNERS		30			30
ADVENT HEALTH PRIMARY CARE PLUS, WINTER GARDEN		26	4	13%	30
PANCARE HEALTH - BONIFAY K-8			30	100%	30
CVA MINUTE CLINIC DIAGNOSTIC OF VIRGINIA, LLC		29	1	3%	30
RAINBOW PEDIATRICS		1	29	97%	30
WEST BROWARD CARE CENTER		24	6	20%	30
SUMMERGATE PHARMACY		28	2	7%	30
BOCA BIOLISTIC REFERENCE LAB			30	100%	30
ROSLYN URGENT CARE		29	1	3%	30
CHILDRENS MEDICAL CENTER			30	100%	30
WIREGRASS CLINIC LLC		24	6	20%	30
SPRINGWOOD COURT		25	5	17%	30
MINUTECLINIC, LLC #08366		25	5	17%	30
THE TERRACE AT IVY ACRES ALF		11	19	63%	30
SHORE MEMORIAL HOSPITAL		26	4	13%	30
PALM GARDEN OF JACKSONVILLE		27	2	7%	29
DSI MANAGEMENT LLC		29			29
NEMOURS CHILDRENS CLINIC		22	7	24%	29
NORTHEAST GEORGIA MEDICAL CENTER		29			29
MINIMALLY INVASIVE VASCULAR INC		27	2	7%	29
CAPE CORAL HOSPITAL ABG LABORATORY		16	13	45%	29
GRAND VILLA OF SARASOTA		28	1	3%	29
UNIV OF ROCHESTER-STRONG MEMORIAL HOSP		28	1	3%	29
DUVAL COUNTY HEALTH DEPARTMENT		29			29
PALMS, THE		29			29
COMPREHENSIVE CHILDCARE		23	6	21%	29
TIFFANY LAKE CARE CENTERS INC		28	1	3%	29
BROOKDALE UNIVERSITY HOSPITAL		27	2	7%	29
BIG BEND HOSPICE INC		29			29
PRO HEALTH HARMONY		29			29
RENAISSANCE SENIOR LIVING	1	28			29
J AND J VISTAKON EMPLOYEE HEALTH CENTER		28	1	3%	29
CDC		17	12	41%	29
PINELLAS 1 HOME HEALTH CARE CORP		28	1	3%	29
FLORIDA MEDICAL CLINIC - NEW TAMPA		24	5	17%	29
ROBERT H JENKINS JR VETERANS' DOMICILIARY HOME OF		26	3	10%	29

# COVID-19: testing by laboratory

Data through May 13, 2021 verified as of May 14, 2021 at 09:25 AM

Data in this report are provisional and subject to change.

The numbers in the table below represent the number of Florida and non-Florida residents for whom test results were received by the Department of Health. A person can be tested by more than one laboratory and can have both positive and negative results. **Therefore, the sum of the numbers in each column will be larger than the total number of people tested.**

Reporting lab	Inconclusive	Negative	Positive	Percent positive	Total
UCLA HEALTHCARE CLINICAL LABS		23	6	21%	29
KIDS CARE PEDIATRICS PA			29	100%	29
MEDEXPRESS URGENT CARE - BLOOMINGTON		24	5	17%	29
UNIVERSITY OF ILLINOIS VETERINARY DIAG	1	27	1	3%	29
MAYO CLINIC JACKSONVILLE		4	25	86%	29
OPTIMAL CARE PEDIATRICS		9	20	69%	29
MINUTECLINIC DIAGNOSTIC OF TN, PC 374		24	5	17%	29
SUNTREE INTERNAL MEDICINE		29			29
ADVANCED HEALTHCARE ASSOCIATES		25	4	14%	29
BROOKWOOD BAPTIST MEDICAL CENTER		28	1	3%	29
STEWART MELBOURNE HOSPITAL			29	100%	29
ENGLEWOOD HEALTH PHYSICIAN NETWORK		29			29
CVS NV3210POCT LAS VEGAS		26	3	10%	29
GRADY HEALTH SYSTEM		29			29
ADVENT HEALTH MEDICAL GROUP- FAMILY MEDICINE AT DR. PHILIPS		23	5	18%	28
NATIONAL MENTOR HEALTHCARE LLC			28	100%	28
PEPIN ACADEMIES-PASCO		27	1	4%	28
CVS NC7588POCT ASHEVILLE		24	4	14%	28
KIVA AT CANTERBURY, LLC		28			28
COVANCE CENTRAL LABORATORY		15	13	46%	28
JOINT AMBULATORY CARE CENTER		28			28
ST MARYS MEDICAL CENTER			28	100%	28
FORT SANDERS REGIONAL LABORATORY		28			28
OWL NOW URGENT CARE		11	17	61%	28
BETHESDA HEALTH PHYSICIAN GROUP INC			28	100%	28
KEY PRIMARY CARE			28	100%	28
VASSAR BROTHERS MEDICAL CENTER LABORATORY		26	2	7%	28
FIRST CHOICE PEDIATRICS LOOP		25	3	11%	28
EDEN AT CRESTVIEW		12	16	57%	28
BROOKDALE PHILLIPPI CREEK			28	100%	28
MARION PEDIATRICS PA		21	7	25%	28
BROWARD HEALTH IMPERIAL POINT NURSING			28	100%	28
THE COMMONWEALTH OF MASSACHUSETTS		1	27	96%	28
ORANGE PEDIATRICS			28	100%	28
ADVENTHEALTH MEDICAL GROUP PEDIATRIC & ADOLESCENT		27	1	4%	28
FAMILY CARE PARTNERS		18	10	36%	28
PARK WEST MEDICAL CENTER		27	1	4%	28
LAKE PLACID HEALTH AND REHABILITATION		1	27	96%	28
Cleveland Clinic Laboratories		4	24	86%	28
PORT ST LUCIE HOSPITAL		25	3	11%	28
MONTEFIORE NEW ROCHELLE HOSPITAL		25	3	11%	28
ASTORIA HEALTH AND REHABILITATION CENTER		27	1	4%	28
WELLMED AT BRANDON REGIONAL		20	8	29%	28
URGENT CARE CENTER			28	100%	28
HEALTHPARK MEDICAL CENTER ABG LAB		26	1	4%	27
URGENT FAMILY CARE INC		24	3	11%	27

# COVID-19: testing by laboratory

Data through May 13, 2021 verified as of May 14, 2021 at 09:25 AM

Data in this report are provisional and subject to change.

The numbers in the table below represent the number of Florida and non-Florida residents for whom test results were received by the Department of Health. A person can be tested by more than one laboratory and can have both positive and negative results. **Therefore, the sum of the numbers in each column will be larger than the total number of people tested.**

Reporting lab	Inconclusive	Negative	Positive	Percent positive	Total
Manor Care of Dunedin		23	4	15%	27
Clearwater Center		13	14	52%	27
URGENT CARE USA			27	100%	27
CARENOW - DOWNTOWN NORTH GULCH		25	2	7%	27
BOZEMAN HEALTH DEACONESS HOSPITAL		18	9	33%	27
SPANISH RIVER HIGH SCHOOL ESE		23	4	15%	27
MINUTECLINIC DIAGNOSTIC OF TN PC #6363		22	5	19%	27
LOOP PEDIATRICS		22	5	19%	27
PREMIUM HEALTH CARE			27	100%	27
SUNCOAST LABS			27	100%	27
LEXINGTON PLACE SENIOR LIVING COMMUNITY		27			27
USCG AIR STATION CLEARWATER CLINIC		26	1	4%	27
EMORY BENNETT VETERANS NURSING HOME	1	26			27
COASTAL SKIN SURGERY AND DERMATOLOGY		19	8	30%	27
ATRIA LADY LAKE		27			27
MINUTECLINIC, LLC, #4160		23	4	15%	27
CITY OF CLEARWATER EMPLOYEE HEALTH CENTER		16	11	41%	27
HUNT CLUB PEDIATRIC ASSOCIATES LLC		22	5	19%	27
COASTAL COMPLETE CARE		13	14	52%	27
EXPRESS CARE OF BELLEVIEW		27			27
ADEPT INPATIENT MEDICAL SERVICES PC		27			27
CHARLOTTE CHD PORT CHARLOTTE		23	4	15%	27
Summit Medical Group Westfield Lab		24	3	11%	27
EPIC REFERENCE LABS INC			27	100%	27
VICK STREET MANOR		27			27
BROOKDALE SOUTHPOINT			27	100%	27
NEW YORK METHODIST HOSPITAL		23	4	15%	27
PHYSICIANS CARE		23	4	15%	27
LAKELAND HILLS CENTER		19	8	30%	27
INTERNAL MEDICINE LIPID AND WELNNESS PRACTICE		11	16	59%	27
CANTON-POTSDAM HOSPITAL LABORATORY		26	1	4%	27
MAGNOLIA PEDIATRICS		4	22	85%	26
CENTRAL FLORIDA PEDIATRIC URGENT CARE LLC		22	4	15%	26
DALE MEDICAL CENTER		21	5	19%	26
MONCRIEF ARMY HEALTH CLINIC			26	100%	26
PALM BEACH COUNTY FIRE RESCUE		24	2	8%	26
BAYFRONT HMA CONVENIENT CARE, LLC		2	24	92%	26
LOT HEALTH SERVICES	1	25			26
NEWYORK-PRESBYTERIAN/ LAWRENCE HOSPITAL LABORATORY		23	3	12%	26
ADVENT HEALTH PARTIN SETTLEMENT HEALTH PARK		18	8	31%	26
ARCPPOINT LABS OF FORT LAUDERDALE		25	1	4%	26
49D2045214PHYSICIAN OFFICE WAIVER MEDEXPRESS URGENT CARE - HARRISONBU		17	9	35%	26
PULMONARY SPECIALISTS OF THE PALM BEACHES		16	10	38%	26
OAKTREE HEALTHCARE			26	100%	26
THE MINIER URGENT CARE		20	6	23%	26
PALMETTO PEDIATRICS			26	100%	26

# COVID-19: testing by laboratory

Data through May 13, 2021 verified as of May 14, 2021 at 09:25 AM

Data in this report are provisional and subject to change.

The numbers in the table below represent the number of Florida and non-Florida residents for whom test results were received by the Department of Health. A person can be tested by more than one laboratory and can have both positive and negative results. **Therefore, the sum of the numbers in each column will be larger than the total number of people tested.**

Reporting lab	Inconclusive	Negative	Positive	Percent positive	Total
MEDI PARTNERS OF S FLORIDA LLC		26			26
WAKULLA COUNTY HEALTH DEPARTMENT		12	14	54%	26
MINUTE-CLINIC DIAGNOSTIC OF VIRGINIA		21	5	19%	26
EAST HILL MEDICAL GROUP		17	9	35%	26
MD BEAUTY LABS, PA		24	2	8%	26
ABL MEDICAL CARE LLC			26	100%	26
MINUTECLINIC DIAGNOSTIC OF NORTH		22	4	15%	26
ST VINCENT'S EAST		24	2	8%	26
LAKES DIALYSIS CENTER INC			26	100%	26
MINUTECLINIC DIAGNOSTIC OF TN PC #320		18	8	31%	26
DARDEN WELLNESS CENTER		23	3	12%	26
INNOVATIVE RESEARCH OF WEST FLORIDA		23	3	12%	26
EXPRESS FAMILY CARE LLC		11	15	58%	26
DELRAY BEACH FACIAL PLASTIC SURGERY		26			26
JUST FOR KIDS PEDIATRICS		5	21	81%	26
TREEHOUSE PEDIATRICS & FAMILY CARE		26			26
RJ LEE GROUP	1	23	2	8%	26
ADIRONDACK MEDICAL CENTER		26			26
CVS MINUTE CLINIC DIAGNOSTIC OF TN #6044		22	3	12%	25
SENIOR LIVING IV SUN CITY LLC		18	7	28%	25
FINLAY C. LABORATORY		4	21	84%	25
ENCOMPASS HOME HEALTH OF THE SOUTHEAST LLC		23	2	8%	25
PHYSICIANS STAT		3	22	88%	25
PALMS MEDICAL GROUP - LAKE CITY WEST		3	22	88%	25
TOTAL ACCESS URGENT CARE		1	24	96%	25
LAKE HOWARD HEIGHTS	1	21	3	12%	25
FAST PACE MEDICAL CLINIC PLLC		23	2	8%	25
MADWAR		19	6	24%	25
ROSS MEDICAL GROUP			25	100%	25
SUNQUEST		3	22	88%	25
South Heritage Health and Rehab		25			25
ADVENT HEALTH EXPRESS		9	16	64%	25
NOVANT HEALTH		18	7	28%	25
ST. CLOUD HOSPITAL		20	5	20%	25
SOUTH FLORIDA DIALYSIS CENTER		8	17	68%	25
JUPITER MEDICAL CENTER		1	24	96%	25
FEDERAL PRISON CAMP PENSACOLA			25	100%	25
UNIV OF NORTH ALABAMA HEALTH CENTER		22	3	12%	25
LAKE NONA MEDICAL SERVICES		17	8	32%	25
STATE LAB		3	22	88%	25
TREASURE COAST URGENT CARE			25	100%	25
STEWART MEDICAL GROUP INC			25	100%	25
ADVENT HEALTH - LAKE MARY PEDIATRICS		16	9	36%	25
VILLAGES REHABILITATION AND NURSING CENTER		24	1	4%	25
THE WATERMARK AT VISTAWILLA		25			25
WESTPAC LABS		1	24	96%	25

# COVID-19: testing by laboratory

Data through May 13, 2021 verified as of May 14, 2021 at 09:25 AM

Data in this report are provisional and subject to change.

The numbers in the table below represent the number of Florida and non-Florida residents for whom test results were received by the Department of Health. A person can be tested by more than one laboratory and can have both positive and negative results. **Therefore, the sum of the numbers in each column will be larger than the total number of people tested.**

Reporting lab	Inconclusive	Negative	Positive	Percent positive	Total
GREEN GABLES ASSISTED LIVING FACILITY		25			25
MORTON PLANT NORTH BAY HOSPITAL			25	100%	25
ASURANCE SCIENTIFIC LABORATORIES		24	1	4%	25
Sovereign Laboratory Services, LLC		22	3	12%	25
OLIVE BRANCH HEALTH AND REHABILITATION CENTER			25	100%	25
WALGREENS #04618		21	4	16%	25
DOC PAM PA		24	1	4%	25
LIFELINK TISSUE BANK D/B/A LIFELINK TISSUE BANK		21	4	16%	25
WESTMINSTER WOODS ON JULINGTON CREEK		22	2	8%	24
ATRIA AT ST JOSEPHS		24			24
LABORATORY DYNAMICS		20	4	17%	24
HENNEPIN COUNTY MEDICAL CENTER (HCMC)		13	11	46%	24
PACIFICA SENIOR LIVING FORT MYERS		15	9	38%	24
INTERVENTIONAL REHABILITATION OF SOUTH FLORIDA		16	8	33%	24
CSH LAKE ORIENTA LP		24			24
PHYSICIANS PRIMARY CARE OF SW FLORIDA PL		24			24
ST ELIZABETH MEDICAL CENTER LABORATORY		21	3	13%	24
TARPON BAYOU CENTER			24	100%	24
ORANGE REGIONAL MEDICAL CENTER LABORATORY		19	5	21%	24
DOCTORS MEDICAL CENTER OF WALTON COUNTY CLINIC			24	100%	24
FLORENCE J HUNT STUDENT WELLNESS CENTER - HEALTH SERVICES (ABBOTT)		24			24
RAINBOW PEDIATRIC CENTER		2	22	92%	24
CL BRUMBACK PRIMARY CARE CLINIC LANTANA		2	22	92%	24
SONATA BOYNTON BEACH		21	3	13%	24
OHSU MOLECULAR MICROBIOLOGY LAB		23	1	4%	24
CITY OF SANFORD EMPLOYEE HEALTH AND		23	1	4%	24
ROWLETT MIDDLE ACADEMY		22	2	8%	24
WELLSNOW URGENT CARE		23	1	4%	24
SOUTH NASSAU COMMUNITIES HOSPITAL		20	4	17%	24
LAKEWOOD RANCH MEDICAL CENTER CLINICAL LAB			24	100%	24
MADISON COUNTY MEMORIAL HOSP		12	12	50%	24
CARESPOT		3	21	88%	24
GILCHRIST COUNTY JAIL		22	2	8%	24
CareATC - 15th Street Clinic			24	100%	24
MINUTECLINIC MINUTECLINIC #8746		23	1	4%	24
MAITLAND PRIMARY CARE		9	15	63%	24
MID FLORIDA PATHOLOGY LLC		23	1	4%	24
ADVANCED URGENT CARE CENTER		7	17	71%	24
PRIME CARE ONE LLC/HARBORCHASE OF VENICE			24	100%	24
EDWARD S BENNETT MD PLLC		24			24
SENIOR HEALTH OF WINTER PARK DUNDEE		24			24
MEDEXPRESS URGENT CARE - SEMINOLE SQUA		22	2	8%	24
MINUTECLINIC DIAGNOSTIC OF SC, LLC #2		20	4	17%	24
Wesley Place on Honeysuckle		22	2	8%	24
HEALTH MED CENTERS		24			24
COURTYARDS OF ORLANDO		24			24

# COVID-19: testing by laboratory

Data through May 13, 2021 verified as of May 14, 2021 at 09:25 AM

Data in this report are provisional and subject to change.

The numbers in the table below represent the number of Florida and non-Florida residents for whom test results were received by the Department of Health. A person can be tested by more than one laboratory and can have both positive and negative results. **Therefore, the sum of the numbers in each column will be larger than the total number of people tested.**

Reporting lab	Inconclusive	Negative	Positive	Percent positive	Total
THE CHAPPEL GROUP RESEARCH		24			24
UAH STUDENT HEALTH CENTER		17	7	29%	24
SARASOTA MEMORIAL NURSING & REHABILITATION CTR		24			24
MIAMI BEACH MEDICAL GROUP			24	100%	24
AVENTIS BIO-SERVICES CTL		24			24
TIMBERLANE LODGE ALF	1	16	7	29%	24
GLEN COVE HOSPITAL		24			24
MED PLUS FLORENCE		20	4	17%	24
ALAN SERURE MD		24			24
WELLMED AT LAKE COPELAND		18	6	25%	24
FORT PIERCE FAMILY CARE INC		18	6	25%	24
PALM BEACH GARDENS MEDICAL CENTER			24	100%	24
HERITAGE OAKS ASSISTED LIVING & MEMORY CARE		20	4	17%	24
MINUTE CLINIC DIAGNOSTIC OF TN PC #64		20	3	13%	23
TREEHOUSE PEDIATRICS		19	4	17%	23
BLOOMIN BRANDS WELLNESS CENTER	4	18	1	4%	23
TRINITY MEDICAL ASSOCIATES LLC			23	100%	23
NEW JERSEY		22	1	4%	23
ESOTERIX GENETIC LABORATORIES		17	6	26%	23
UF HEALTH NORTH JACKSONVILLE			23	100%	23
MARQUES PEDIATRICS			23	100%	23
MEDEXPRESS URGENT CARE - TIMBERLAKE		20	3	13%	23
INSTANT MEDICAL CARE CENTER		22	1	4%	23
WUESTHOFF MEDICAL CENTER-MELBOURNE			23	100%	23
GAMMA DIAGNOSTIC LAB LLC			23	100%	23
MALABAR FAMILY PRACTICE		19	4	17%	23
NOBLE SENIOR LIVING		3	20	87%	23
NORTHWEST FLORIDA COMMUNITY HOSPITAL 3RD FLOOR		21	2	9%	23
ISLAND COAST PEDIATRICS PA		22	1	4%	23
CORE LABORATORY		1	22	96%	23
ROBINSON FAMILY CLINIC PA		13	10	43%	23
BAYFRONT FAMILY HEALTH CENTER		3	20	87%	23
UNIVERSITY HILLS HEALTH AND REHABILITATION CENTER		18	5	22%	23
COMMONWEALTH OF MASSACHUSETTS			23	100%	23
FLUSHING HOSPITAL MEDICAL CENTER		19	4	17%	23
COASTAL FAMILY PRACTICE		15	8	35%	23
CVS MINUTE CLINIC DIAGNOSTIC OF TEXAS LLC		19	4	17%	23
NEW YORK PRESBYTERIAN - ALLEN HOSPITAL		23			23
MC DIAGNOSTIC OF CONNECTICUT, PC #775		22	1	4%	23
Z UROLOGY		22	1	4%	23
REGENEXX TAMPA BAY		20	3	13%	23
NORTHSIDE HOSPITAL DULUTH		20	3	13%	23
LAKEVIEW HEALTH CARE SYSTEMS		9	14	61%	23
GRAND VILLA OF PALM COAST		23			23
BAYCARE MEDICAL GROUP INC			23	100%	23
PULSE MEDICAL GROUP INC			23	100%	23



# COVID-19: testing by laboratory

Data through May 13, 2021 verified as of May 14, 2021 at 09:25 AM

Data in this report are provisional and subject to change.

The numbers in the table below represent the number of Florida and non-Florida residents for whom test results were received by the Department of Health. A person can be tested by more than one laboratory and can have both positive and negative results. **Therefore, the sum of the numbers in each column will be larger than the total number of people tested.**

Reporting lab	Inconclusive	Negative	Positive	Percent positive	Total
PRIMECARE AT PORT ORANGE		4	19	83%	23
ERIC C MARSHAL MD, PC DBA MINUTECLINIC		22	1	4%	23
ADVENTHEALTH MEDICAL GROUP PEDIATRICS AT		5	18	78%	23
WOODHOUSE INC		17	6	26%	23
ORANGE PARK PEDIATRIC ASSOCIATES		10	13	57%	23
EGL GENETIC DIAGNOSTICS		1	22	96%	23
MINUTECLINIC, LLC #4507		21	2	9%	23
CONNECTDX		8	15	65%	23
OMEGA LABORATORIES		19	4	17%	23
BARTON FAMILY PRACTICE		12	11	48%	23
OHIO CVS STORES, LLC DBA		19	3	14%	22
ELAN SPANISH SPRINGS		4	18	82%	22
MINUTECLINIC DIAGNOSTIC PA		19	3	14%	22
NAVAL MEDICAL CENTER SAN DIEGO	1		21	95%	22
YUSRA MEDICAL ASSOCIATES PA		16	6	27%	22
CVS NC4165POCT BREVARD		14	8	36%	22
MEDI STATION			22	100%	22
FLORIDA PEDIATRICS		6	16	73%	22
BROOKDALE WEST BOYNTON BEACH		22			22
MEDLAB INC		22			22
SOMA MEDICAL CENTER, PA #4 FLORIDA MANGO		1	21	95%	22
PRIMARY CARE SPECIALISTS OF ORLANDO LLC		17	5	23%	22
DIACARTA INC.		22			22
MORRIS PARK URGENT CARE		19	3	14%	22
MINUTECLINIC INCORPORATE, LLC		18	4	18%	22
HARTFORD HOSPITAL ANCILLARY LAB		17	5	23%	22
SOUTH CAROLINA DEPARTMENT OF HEALTH			22	100%	22
WALGREENS #15495	1	19	2	9%	22
MOBILE DIVISION LABORATORY		7	15	68%	22
ST VINCENT'S URGENT CARE		19	3	14%	22
SEAGRASS VILLAGE			22	100%	22
ROCKLEDEGE REGIONAL MEDICAL CENTER		17	5	23%	22
BASSETTI & ASSOCIATES, MD, PA			22	100%	22
TEN HEALTHCARE		6	16	73%	22
GENTIVA HEALTH SERVICES		20	2	9%	22
MINUTECLINIC DIAGNOSTIC OF RHODE ISLAND, LLC #590		21	1	5%	22
MINUTECLINIC, LLC #1586		15	7	32%	22
KELLY'S ASSISTED LIVING FACILITY		22			22
MARATHON HEALTH FOR LIFE		19	3	14%	22
ADVENT HEALTH - KISSIMMEE		6	16	73%	22
FAMILY AND AFTER HOURS CARE		22			22
CITY OF LAKE MARY EMPLOYEE HEALTH CENTER		18	4	18%	22
TGH MEDICAL GROUP LABORATORY CARROLLWOOD			22	100%	22
HELIX DIAGNOSTICS			22	100%	22
GUARDANT HEALTH		16	6	27%	22
OCEANSIDE URGENT CARE		22			22

# COVID-19: testing by laboratory

Data through May 13, 2021 verified as of May 14, 2021 at 09:25 AM

Data in this report are provisional and subject to change.

The numbers in the table below represent the number of Florida and non-Florida residents for whom test results were received by the Department of Health. A person can be tested by more than one laboratory and can have both positive and negative results. **Therefore, the sum of the numbers in each column will be larger than the total number of people tested.**

Reporting lab	Inconclusive	Negative	Positive	Percent positive	Total
MONROE COUNTY DETENTION CENTER			22	100%	22
JOHNS HOPKINS MEDICAL LABORATORIES		1	21	95%	22
THRIFT DRUGS INC		20	2	9%	22
SOLE HEALTH LLC		22			22
ST ANTHONY'S HOSP PATIENT CARE SERVICE			22	100%	22
GLEN OAKS URGENT CARE		20	2	9%	22
EBEIDS MD PEDIATRICS		19	3	14%	22
MORNINGSIDE MANOR & VILLA ADULT CARE C		22			22
TEXAS DEPARTMENT OF STATE HEALTH SERVICES		3	19	86%	22
HEALTHY MINORS, LLC.		20	2	9%	22
MINUTECLINIC DIAGNOSTIC OF TEXAS LLC		20	2	9%	22
FLORIDA HOSPITAL LABS		12	10	45%	22
THE VILLAGES HEALTH		12	10	45%	22
MINUTECLINIC DIAGNOSTICS MEDICAL GROUP		21	1	5%	22
COMMUNITY CARE CENTER		21	1	5%	22
COLUMBIA MEMORIAL HOSPITAL		22			22
PEDIATRIC ASSOCIATES PA		17	5	23%	22
BROWNE MEDICAL		19	2	10%	21
ESTATES MEDICAL CENTER		12	9	43%	21
INTERNATIONAL MEDICAL LABORATORY INC		21			21
ST JUDE CHILDRENS RESEARCH HOSPITAL		21			21
GRACE WELLNESS CENTER		8	13	62%	21
Citymd Of Lacey		18	3	14%	21
TINA'S ASSISTED LIVING FACILITY CORP		21			21
WELLSTAR COBB HOSPITAL		19	2	10%	21
BAY PEDIATRICS PA		18	3	14%	21
RHODE ISLAND DEPARTMENT OF HEALTH			21	100%	21
MC DIAGNOSTIC OF CONNECTICUT, PC #1960		21			21
ADVENTHEALTH MEDICAL GROUP	1	14	6	29%	21
FLORIDA HOSPITAL WINTER GARDEN		17	4	19%	21
POINT OF CARE CLINICS PRIMARY CARE		20	1	5%	21
NONA PEDIATRIC CENTER		15	6	29%	21
Floral Health and Rehabilitation, LLC		20	1	5%	21
CLINICAL PATHOLOGY LABORATORIES SOUTHEAST			21	100%	21
HARLEM HOSPITAL CENTER		20	1	5%	21
PRIMECARE OF DOTHAN-DALEVILLE CLINIC		16	5	24%	21
URGENT TEAM		17	4	19%	21
LAKE NONA MEDICAL SERVICE LLC		18	3	14%	21
ARDEN COURTS OF WINTER SPRINGS		18	3	14%	21
CARENOW URGENT CARE-BRENTWOOD		15	6	29%	21
MINUTECLINIC DIAGNOSTIC OF TN PC #566		17	4	19%	21
GOOD SAMARITAN SOCIETY OF DAYTONA		16	5	24%	21
CLEVELAND CLINIC FLORIDA		1	20	95%	21
ROCKLEDGE FAMILY HEALTH			21	100%	21
PICHARDO CLINIC, THE		19	2	10%	21
WINTER PARK FAMILY PRACTICE LLC		17	4	19%	21

# COVID-19: testing by laboratory

Data through May 13, 2021 verified as of May 14, 2021 at 09:25 AM

Data in this report are provisional and subject to change.

The numbers in the table below represent the number of Florida and non-Florida residents for whom test results were received by the Department of Health. A person can be tested by more than one laboratory and can have both positive and negative results. **Therefore, the sum of the numbers in each column will be larger than the total number of people tested.**

Reporting lab	Inconclusive	Negative	Positive	Percent positive	Total
JEFFERSON K-12, A SOMERSET SCHOOL- CLINIC		17	4	19%	21
SELECT PHYSICIANS ALLIANCE		21			21
TENNESSEE DEPARTMENT OF HEALTH		15	6	29%	21
SHELBY BAPTIST MEDICAL CENTER		16	5	24%	21
ST CATHERINE OF SIENA HOSPITAL		19	2	10%	21
BIOREFERENCE LABORATORIES		8	13	62%	21
WACO HHSSURGEWACO	1	17	3	14%	21
UPMC CHAUTAUQUA AT WCA LABORATORY		20	1	5%	21
GOOD SAMARITAN MEDICAL CENTER			21	100%	21
CVS PHARMACY		1	20	95%	21
MINUTECLINIC DIAGNOSTIC OF MICHIGAN PC		19	1	5%	20
STATEN ISLAND UNIVERSITY HOSPITAL		19	1	5%	20
MINUTE CLINIC		2	18	90%	20
COMMUNITY HOME HEALTH CARE		20			20
CALLAWAY CLINIC		14	6	30%	20
CARESPOT OF NOCATEE		1	19	95%	20
FIRST CHOICE PEDIATRICS WINTER SPRINGS		15	5	25%	20
CVS HEALTH, #3396		18	2	10%	20
PRIMARY CARE MEDICINE	1	13	6	30%	20
ANYTIME LAB, LLC		18	2	10%	20
BRIDGEWAY HEALTH CLINICS INC		1	19	95%	20
VIERA FAMILY MEDICINE AND WELLNESS		16	4	20%	20
DEPT OF VA MEDICAL CENTER - BAY PINES			20	100%	20
FAMILY CARE CYPRESS CREEK		1	19	95%	20
KIDSWOOD PEDIATRICS CORP		6	14	70%	20
PONCE PLAZA NURSING & REHAB CENTER		4	16	80%	20
LAKE WORTH MANOR		19	1	5%	20
REGENCY SQUARE MALL - SEARS		4	16	80%	20
VALLEY IMMEDIATE CARE		17	3	15%	20
MEDICAL EXPRESS CORP		18	2	10%	20
BAPTIST MEDICAL GRP URGENT CARE & OCC HEALTH AIRPO		20			20
FORT WALTON BEACH DEVELOPMENTAL CENTER		19	1	5%	20
INTEGRATED FAMILY MEDICAL CENTER			20	100%	20
SHIELDT3 LLC		20			20
ORLANDO FAMILY PHYSICIANS INC		14	6	30%	20
AUBURN COMMUNITY HOSPITAL		18	2	10%	20
ADVENTIST HEALTH SYSTEM		16	4	20%	20
PROFESSIONAL PARK PEDIATRICS PA			20	100%	20
MAIMONIDES MEDICAL CENTER		17	3	15%	20
ODYSSEY HEALTHCARE OF MARION COUNTY, LLC		19	1	5%	20
WINSHIPS PHARMACY INC		20			20
BROOKDALE MANDARIN CENTRAL		7	13	65%	20
ROBERT WOOD JOHNSON UNIVERSITY HOSP		18	2	10%	20
REDITUS LABORATORIES			20	100%	20
THE CANOPY AT HARPER LAKE	1		19	95%	20
CARESPOT EXPRESS HEALTHCARE			20	100%	20

# COVID-19: testing by laboratory

Data through May 13, 2021 verified as of May 14, 2021 at 09:25 AM

Data in this report are provisional and subject to change.

The numbers in the table below represent the number of Florida and non-Florida residents for whom test results were received by the Department of Health. A person can be tested by more than one laboratory and can have both positive and negative results. **Therefore, the sum of the numbers in each column will be larger than the total number of people tested.**

Reporting lab	Inconclusive	Negative	Positive	Percent positive	Total
ST JOSEPHS HOSP OF ATLANTA/CLINIC LAB		18	2	10%	20
CVS MINUTE CLINIC DIAGNOSTIC OF TEXAS, LLC		16	4	20%	20
CLINIC OF PEDIATRICS & GI MEDICINE INC		1	19	95%	20
CONSOLIDATED LAB SERVICES		10	10	50%	20
BEST MEDICAL CENTER		11	9	45%	20
MCWHORTER SCHOOL OF PHARMACY		20			20
MICHELLE S PAGE MD PA		18	1	5%	19
URGENT CARE & FAMILY PRACTICE CENTER			19	100%	19
EMERALD COAST HOSPICE - CRESTVIEW		19			19
THE CLINIC PREMISE HEALTH		13	6	32%	19
BAYVIEW MEDICAL		19			19
ALL PEDIATRIC CARE			19	100%	19
JACKSON LABORATORY FOR GENOMIC MEDICIN		19			19
COLLEGE POINT URGENT CARE		16	3	16%	19
WELLSTAR NORTH FULTON HOSPITAL LABORAT		17	2	11%	19
JACKSON NORTH MEDICAL CENTER		2	17	89%	19
LOVING CARE OF THE TREASURE COAST LLC	1	13	5	26%	19
DAVID LAWRENCE CENTER INC		16	3	16%	19
MINUTE CLINIC DIAGNOSTIC OF SOUTH CAROLINA		15	4	21%	19
ROYAL PALM MEDICAL GROUP, INC		19			19
SONORA QUEST LABORATORIES			19	100%	19
NANO HEALTH ASSOCIATES LLC		19			19
ANYLABTESTNOW		6	13	68%	19
CORONA NYC LAB		18	1	5%	19
ST. JUDES LABORATORIES		13	6	32%	19
STAT MEDICAL CLINIC III INC		13	6	32%	19
AURORA UNIVERSITY WELLNESS CENTER		19			19
FRUITVILLE URGENT CARE			19	100%	19
MED HEALTH SERVICES		18	1	5%	19
MC DIAGNOSTIC OF CONNECTICUT, PC #1966		19			19
NO NAME		8	11	58%	19
OCEAN REEF MEDICAL CENTER, LLC			19	100%	19
CAREHERE- LCS LEESBURG			19	100%	19
UM MILLER SCHOOL OF MEDICINE			19	100%	19
BAY COUNTY HEALTH DEPARTMENT		14	5	26%	19
INTEGRATED REGIONAL LABORATORIES - LARGO			19	100%	19
CVS MINUTE CLINIC DIAGNOSTIC OF WISCONSIN		19			19
ELTINGVILLE CIRCLE URGENT CARE		18	1	5%	19
LAB INTERMARKET FACILITY LAB		1	18	95%	19
MEDEXPRESS URGENT CARE, MOON TOWNSHIP		18	1	5%	19
CORNER OAK ESTATE LLC		19			19
CLERMONT ADVENTHEALTH CENTRA CARE		1	18	95%	19
PRATTVILLE BAPTIST HOSPITAL		15	4	21%	19
VALHALLA MEDICS		19			19
SAVANNAH STATE UNIVERSITY, COUNSELING		19			19
LEE MEMORIAL HEALTH SYSTEM D/B/A		17	2	11%	19

# COVID-19: testing by laboratory

Data through May 13, 2021 verified as of May 14, 2021 at 09:25 AM

Data in this report are provisional and subject to change.

The numbers in the table below represent the number of Florida and non-Florida residents for whom test results were received by the Department of Health. A person can be tested by more than one laboratory and can have both positive and negative results. **Therefore, the sum of the numbers in each column will be larger than the total number of people tested.**

Reporting lab	Inconclusive	Negative	Positive	Percent positive	Total
ASHRAF MEDICAL GROUP PLLC DBA PULSE M		18	1	5%	19
BAPTIST MEMORIAL HEALTH CARE		17	2	11%	19
ABC PEDIATRICS OF PORT ST LUCIE		17	2	11%	19
CARE POINT HEALTH & WELLNESS CENTER		19			19
FLORIDA COMMUNITY HEALTH CENTER OF ST. LUCIE		1	18	95%	19
GENOTOX LABORATORIES		16	3	16%	19
STONE WASH CLINICAL LABORATORIES		2	17	89%	19
CVS MINUTE CLINIC DIAGNOSTIC MED GRP OF CA		19			19
FOX FAMILY PRACTICE		19			19
MD PLUS URGENT CARE, LLC			19	100%	19
SEVEN RIVERS REGIONAL MEDICAL CENTER		5	14	74%	19
BROOKDALE ST AUGUSTINE		1	17	94%	18
XPRESS WELLNESS URGENT CARE			18	100%	18
107TH PLACE GROUP HOME		18			18
MONTEFIORE ST LUKE'S CORNWALL HOSPITAL		14	4	22%	18
GENERAL INTERNAL MEDICINE MEDICAL CTR CLINIC		13	5	28%	18
SANTA ROSA COUNTY JAIL - WELLPATH			18	100%	18
MC DIAGNOSTIC OF CONNECTICUT , PC # 3		16	2	11%	18
CASS'S MOBILE HEALTH SERVICES		17	1	6%	18
PPD - IXLAYER		17	1	6%	18
MEDEXPRESS URGENT CARE- MARYLAND		15	3	17%	18
CLEVELAND CLINIC			18	100%	18
URGENT CARE OF NEW YORK		17	1	6%	18
ASCENSION ST VINCENT'S PRIMARY CARE		1	17	94%	18
OSCEOLA ALF OPERATOR, LLC DBA□		18			18
MOORINGS PARK OAKSTONE AT GREY OAKS		17	1	6%	18
MADISON CORE LABORATORIES		17	1	6%	18
Crestwood Nursing Center		8	10	56%	18
CRANES VIEW LODGE			18	100%	18
UNIVERSITY OF MIAMI MILLER SCHOOL			18	100%	18
Atlanta VAMC		13	5	28%	18
KIMBERLY J HENDERSON MD PC		17	1	6%	18
LAKEVIEW HEALTH SYSTEMS			18	100%	18
MINUTECLINIC #8699		14	4	22%	18
BERGEN NEW BRIDGE M		16	2	11%	18
COMPREHENSIVE CHILDCARE ASSOCIATES		10	8	44%	18
INTERMOUNTAIN CENTRAL LAB		1	17	94%	18
MI CASA DORADA ASSISTED LIVING FACILIT		18			18
Terrace of Jacksonville		3	15	83%	18
ADVENT HEALTH - ZEPHYRHILLS			18	100%	18
ADVENT HEALTH - WINTER HAVEN		8	10	56%	18
PALATKA VA CBOC		17	1	6%	18
BAPTIST PRIMARY CARE PONTE VEDRA		12	6	33%	18
MINUTECLINIC, LLC, DBA MINUTECLINIC #6		16	2	11%	18
MIRIMUS INC		1	17	94%	18
TENDER CARE ALF		18			18

# COVID-19: testing by laboratory

Data through May 13, 2021 verified as of May 14, 2021 at 09:25 AM

Data in this report are provisional and subject to change.

The numbers in the table below represent the number of Florida and non-Florida residents for whom test results were received by the Department of Health. A person can be tested by more than one laboratory and can have both positive and negative results. **Therefore, the sum of the numbers in each column will be larger than the total number of people tested.**

Reporting lab	Inconclusive	Negative	Positive	Percent positive	Total
BRONSON FIRE DEPARTMENT		18			18
MARION COUNTY HEALTH DEPARTMENT		17	1	6%	18
CVS MINUTE CLINIC DIAGNOSTIC PA		13	5	28%	18
DR PHILLIPS MEDICAL WELLNESS CENTER		13	5	28%	18
AURORA DIAGNOSTICS		6	12	67%	18
NORTHERN WESTCHESTER HOSPITAL LABORATORY		16	2	11%	18
AVALON FAMILY RESORT ASSISTED LIVING LLC		18			18
MINUTE CLINIC DIAGNOSTIC MED GRP		17	1	6%	18
IONA COLLEGE HEALTH & WELLNESS CENTER		18			18
URGENT CARE AT LONGWOOD			18	100%	18
FORT HAMILTON URGENT CARE		18			18
BENNETT PEDIATRICS		18			18
HUNTINGTON URGENT CARE		17	1	6%	18
MEDEXPRESS URGENT CARE LEWISBURG		17	1	6%	18
CVS TX7162POCT HOUSTON		18			18
CABOT RESERVE ON THE GREEN		18			18
UC HEALTH UNIVERSITY HOSPITAL		15	3	17%	18
TPCA CLINICAL LABORATORIES		15	3	17%	18
CVS NC2357POCT HUNTERSVILLE		16	2	11%	18
MEDEXPRESS URGENT CARE - ROBINSON TWP, STEUBENVILLE PIKE		16	2	11%	18
WALGREEN EASTERN CO, INC		18			18
URGENT CARE WEST CLINIC		14	3	18%	17
NOVANT HEALTH GOHEALTH URGENT CARE-HARRISBURG		8	9	53%	17
PARRISH HEALTH CENTER		14	3	18%	17
UNIVERSITY LAB			17	100%	17
RIVERSIDE MEDICAL GROUP		16	1	6%	17
MINUTECLINIC LLC #5176		14	3	18%	17
CARE NOW, INC		13	4	24%	17
WELLINGTON FAMILY PRACTICE		13	4	24%	17
HEALTHCARE NOW			17	100%	17
ESTATES MEDICAL CENTER INC		4	13	76%	17
BRYAN WHITFIELD MEMORIAL HOSPITAL		12	5	29%	17
ALBIBI		1	16	94%	17
KAILOS GENETICS INC		14	3	18%	17
INHEALTH LIFE SCIENCES		6	11	65%	17
RESOLVE MOLECULAR DIAGNOSTICS		13	4	24%	17
EAR NOSE & THROAT ASSOCIATES OF MANATEE PA		17			17
COMMUNITY HEALTH OF SOUTH FLORIDA INC			17	100%	17
BAY BREEZE HEALTH AND REHABILITATION CENTER		9	8	47%	17
MEDEXPRESS URGENT CARE - LAFAYETTE		16	1	6%	17
SOMA MEDICAL CENTER PA			17	100%	17
LYNN KEEFE, MD PEDIATRICS		14	3	18%	17
FLORIDA KEYS CONCIERGE MEDICINE, LLC		15	2	12%	17
MINUTE-CLINIC DIAGNOSTIC OF VIRGINIA, LLC #2003		14	3	18%	17
MASSACHUSETTS GENERAL HOSPITAL		1	16	94%	17
MINUTECLINIC DIAG OF IND, LLC #6697		15	2	12%	17

# COVID-19: testing by laboratory

Data through May 13, 2021 verified as of May 14, 2021 at 09:25 AM

Data in this report are provisional and subject to change.

The numbers in the table below represent the number of Florida and non-Florida residents for whom test results were received by the Department of Health. A person can be tested by more than one laboratory and can have both positive and negative results. **Therefore, the sum of the numbers in each column will be larger than the total number of people tested.**

Reporting lab	Inconclusive	Negative	Positive	Percent positive	Total
CARENOW URGENT CARE-WEST END		12	5	29%	17
ST LUKES ROOSEVELT LABORATORY		14	3	18%	17
VIGILINT HEALTHCARE		15	2	12%	17
WALGREENS #06416		16	1	6%	17
BROOKDALE CROWN POINT			17	100%	17
CVS MINUTE CLINIC DIAGNOSTIC OF VIRGINIA		17			17
NEMOURS CHILDREN'S URGENT			17	100%	17
UNIVERSITY OF ALABAMA - FUNGAL REFERENCE LABORATORY		12	5	29%	17
DIEGO FALLON MD PA		6	11	65%	17
MINUTECLINIC DIAGNOSTIC OF TN PC #6415		13	4	24%	17
STARLING AT NOCATEE			17	100%	17
TOXUSALABS DBA CONNECTDX LABS		14	3	18%	17
CVS MINUTE CLINIC, LLC		14	3	18%	17
BLOUNT MEMORIAL HOSPITAL		14	3	18%	17
GENETIC TECHNOLOGICAL INNOVATIONS			17	100%	17
COAST MED URGENT CARE		16	1	6%	17
MINUTECLINIC DIAGNOSTIC OF VIRGINIA, LLC #1416		16	1	6%	17
MINUTECLINIC DIAGNOSTIC OF NEW MEXICO		17			17
UVMMC MICROBIOLOGY		16	1	6%	17
ST JOSEPH HOSPITAL		16	1	6%	17
MINUTE CLINIC LLC #5706		15	2	12%	17
INN AT LAKE SEMINOLE SQUARE, THE		17			17
MARCO DRUGS AND COMPOUNDING		13	4	24%	17
YORKVILLE PEDIATRIC URGENT CARE		17			17
LEHIGH VALLEY HOSPITAL		3	14	82%	17
AHMG LAKE NONA PRIMARY CARE		17			17
MINUTECLINIC DIAGNOSTIC OF TN PC #643		13	4	24%	17
SARASOTA MEDICAL CENTER		6	11	65%	17
INFEXIONSHIELD INC.		17			17
MINUTECLINIC DIAGNOSTIC OF OKLAHOMA		14	3	18%	17
MINUTE CLINIC LLC #5733		17			17
PRIMARY CARE WALK IN CLINIC PLLC			17	100%	17
TIFT REGIONAL HEALTH SYSTEM, INC		16			16
CENTRAL JERSEY URGENT CARE OF EATONTOW		15	1	6%	16
PROHEALTH CARE ASSOCIATES MOBILE		13	3	19%	16
SURGERY CENTER OF CORAL GABLES LLC,THE		12	4	25%	16
SUFFRIDGE DRIVE GROUP HOME		16			16
CARENOW URGENT CARE-DONELSON		13	3	19%	16
SRMC AVALON		9	7	44%	16
STATEN ISLAND UNIVERSITY HOSPITAL SEGUINE AVE		13	3	19%	16
CVS GA2108POCT NORCROSS		13	3	19%	16
INDIANA STATE DEPARTMENT OF HEALTH		1	15	94%	16
BELLEVUE HOSPITAL CENTER DEPARTMENT		16			16
TMH FSU RAPID LABORATORY		2	14	88%	16
WALGREENS #07936		15	1	6%	16
NORTHWEST FLORIDA ENT, PA		5	11	69%	16

# COVID-19: testing by laboratory

Data through May 13, 2021 verified as of May 14, 2021 at 09:25 AM

Data in this report are provisional and subject to change.

The numbers in the table below represent the number of Florida and non-Florida residents for whom test results were received by the Department of Health. A person can be tested by more than one laboratory and can have both positive and negative results. **Therefore, the sum of the numbers in each column will be larger than the total number of people tested.**

Reporting lab	Inconclusive	Negative	Positive	Percent positive	Total
LILY'S PROMISE AL#12775		16			16
MINUTECLINIC DIAGNOSTIC OF VIRGINIA		16			16
MEDICINE AT LONGWOOD		16			16
MINNEOLA PLACE A HOMEBRIDGE COMMUNITY		16			16
INTERNAL MEDICINE ASSOCIATES & SPECIALTIES INC		15	1	6%	16
MILLENNIUM PHYSICIAN GRP LLC NAPLES PINE RIDGE			16	100%	16
HODGES CLUSTER		2	14	88%	16
Heartland Healthcare Center Boca Raton		2	14	88%	16
FLORIDA MEDICAL ASSOCIATES LLC		9	7	44%	16
PROMUS DIAGNOSTICS, LLC			16	100%	16
ST AUGUSTINE PLANTATION		1	15	94%	16
MIAMI BEACH MEDICAL GROUP LLC			16	100%	16
BONIFAY NURSING AND REHABILITATION CENTER			16	100%	16
FYZAMEDICAL, LLC		11	5	31%	16
RICH STREET GROUP HOME		9	7	44%	16
NOVALIFE MEDSPA			16	100%	16
UNIVERSITY HOSPITAL UC HEALTH		11	5	31%	16
OKEECHOBEE HEALTHCARE FACILITY			16	100%	16
WALGREENS #04176		13	3	19%	16
DAVITA DIALYSIS		4	12	75%	16
NORTHWEST FLORIDA SLEEP		1	15	94%	16
Lab MSMC Hialeah			16	100%	16
UNAVAILABLE/UNKNOWN/NO INFORMATION FOUND			16	100%	16
ACM MEDICAL LABORATORY ALLIANCE		13	3	19%	16
ATMORE NURSING CENTER		15	1	6%	16
HUDSON VALLEY HOSPITAL CENTER LABORATORY		15	1	6%	16
PRO HEALTH FAMILY PHYSICIANS, NYSTROM		16			16
ALAN L MELOTEK MD		16			16
PANAMA CITY VITAS HOSPICE		16			16
KETAMINE HEALTH CENTERS AT BONITA SPRINGS, LLC		16			16
ALL FLORIDA FAMILY & SPORTS MEDICINE		15	1	6%	16
URGENT CARE CLINIC OF LINCOLN		14	2	13%	16
MORTON PLANT MEASE			16	100%	16
XERA MED RESEARCH			16	100%	16
FAST TRACK URGENT CARE CENTER - TYRONE			16	100%	16
MC DIAGNOSTIC OF CONNECTICUT PC #459		16			16
CULINARY INSTITUTE OF AMERICA STUDENT	3	13			16
PRESBYTERIAN MEDICAL SERVICES		16			16
JOSEPH MIGNOGNA		13	3	19%	16
PROMEDICA LABORATORIES		11	5	31%	16
CVS MINUTE CLINIC DIAG OF IND, LLC #6549		15	1	6%	16
CVS CA9715POCT THOUSAND OAKS		16			16
MINUTECLINIC DIAGNOSTIC OF ILLINOIS LL		14	2	13%	16
GOOD SAMARITAN SOCIETY		16			16
BVL PEDIATRICS		14	2	13%	16
MONTEFIORE NYACK HOSPITAL AFFILIATED LABORATORY		14	2	13%	16



# COVID-19: testing by laboratory

Data through May 13, 2021 verified as of May 14, 2021 at 09:25 AM

Data in this report are provisional and subject to change.

The numbers in the table below represent the number of Florida and non-Florida residents for whom test results were received by the Department of Health. A person can be tested by more than one laboratory and can have both positive and negative results. **Therefore, the sum of the numbers in each column will be larger than the total number of people tested.**

Reporting lab	Inconclusive	Negative	Positive	Percent positive	Total
JS HEALTHCARE INC		16			16
CRUCIAL CARE		10	6	38%	16
MINUTECLINIC, LLC, DBA MINUTECLINIC #2		13	2	13%	15
MADISON COUNTY HEALTH DEPARTMENT		8	7	47%	15
CVS HEALTH, #2043		15			15
DELIVER MY MEDS CORP		15			15
WELLMED AT PORT ST LUCIE WEST		10	5	33%	15
FLORIDA DEPARTMENT OF HEALTH IN HILLSBOROUGH COUNTY		1	14	93%	15
CVS TN2179POCT MURFREESBORO		14	1	7%	15
MEDEXPRESS URGENT CARE-ALTOONA		13	2	13%	15
CVS NC187POCT CHARLOTTE		14	1	7%	15
SINAI HOSPITAL OF BALTIMORE		15			15
DIATHERIX		13	2	13%	15
HIRAM COLLEGE HEALTH CENTER (ABBOTT)		13	2	13%	15
CVS TX8321POCT MCKINNEY		15			15
MINUTECLINIC DIAGNOSTIC OF TN, PC 6438		13	2	13%	15
MINUTECLINIC #788		13	2	13%	15
HAVEN HOSPICE IN CHIEFLAND		9	6	40%	15
MINUTECLINIC DIAGNOSTIC OF NEW JERSEY, LLC # 7069		15			15
NORTH COUNTRY FAMILY HEALTH CENTER INC		15			15
OAKMONTE VILLAGE OF DAVIE			15	100%	15
MILTON 4707		15			15
BESSENT ROAD GROUP HOME		15			15
St Joseph's Hospital & Medical Center		13	2	13%	15
MEDLAB ASSOCIATES LLC		15			15
TELEVISIT MALABAR PEDIATRICS		5	10	67%	15
MEADOWCREST MOLECULAR DIAGNOSTICS, LLC			15	100%	15
SARASOTA - ROBERT L TAYLOR COMMUNITY CENTER		1	14	93%	15
MINUTECLINIC, DIAGNOSTIC OF TEXAS, LL		14	1	7%	15
HOLLEY-NAVARRE MEDICAL CLINIC		5	10	67%	15
BROWARD MEDICAL AND URGENT CARE		15			15
ST JOSEPH WOMENS HOSPITAL			15	100%	15
NORTHSIDE HOSPITAL FORSYTH		13	2	13%	15
GADSDEN REGIONAL MEDICAL CENTER		15			15
SKIN WELLNESS PHYSICIANS LLC		15			15
PREMIER LABORATORY SERVICES, LLC		5	10	67%	15
VERO DIAGNOSTICS		14	1	7%	15
ORLANDO HEALTH		2	13	87%	15
MC DIAGNOSTIC OF CONNECTICUT, PC # 257		14	1	7%	15
MIRACLE ALF INC		15			15
MEDI-DRUG INC		13	2	13%	15
AJU GEORGE MD PA			15	100%	15
CVS TX7288POCT DALLAS		11	4	27%	15
CVS NY491POCT JACKSON HEIGHTS		15			15
MINUTECLINIC DIAGNOSTIC OF GEORGIA, LL		12	3	20%	15
Astoria Health and Rehab		15			15

# COVID-19: testing by laboratory

Data through May 13, 2021 verified as of May 14, 2021 at 09:25 AM

Data in this report are provisional and subject to change.

The numbers in the table below represent the number of Florida and non-Florida residents for whom test results were received by the Department of Health. A person can be tested by more than one laboratory and can have both positive and negative results. **Therefore, the sum of the numbers in each column will be larger than the total number of people tested.**

Reporting lab	Inconclusive	Negative	Positive	Percent positive	Total
MEDEXPRESS URGENT CARE - BENTON HARBOR		14	1	7%	15
FAMILY CARE			15	100%	15
OPIS ISLAND LAKE CENTER		13	2	13%	15
GULF COAST VILLAGE HOME HEALTH INC		4	11	73%	15
OPTIONS FOR SENIORS INC DBA PALM KREST MANOR		12	3	20%	15
PATHLINE			15	100%	15
LAKE CO SCHOOLS EMPLOYEE HEALTH & WELLNESS CENTER	1	11	3	20%	15
WALK IN URGENT CARE			15	100%	15
GNT ASSOCIATES		14	1	7%	15
GOLDMAN SACHS HEALTH CENTER	1	13	1	7%	15
HEALTH MED HOME CARE, LLC		15			15
EASTLAKE PEDIATRICS - TRINITY		15			15
Hackensack Umc Mountainside		14	1	7%	15
CUSTEAD CARE CENTER HAVEN HOSPICE		12	3	20%	15
MINUTECLINIC DIAGNOSTIC OF RHODE ISLAND		12	3	20%	15
CARDIOTHORACIC SURGERY OF HYDE PARK			15	100%	15
FAMILY CARE CENTER OF ARLINGTON		10	5	33%	15
LONG ISLAND JEWISH VALLEY STREAM		14	1	7%	15
WESTERN NEW YORK IMMEDIATE MEDICAL CAR		13	2	13%	15
PARROTT MEDICAL CLINIC			15	100%	15
BROOKLYN HOSPITAL CENTER DOWNTOWN CAMPUS		15			15
SOMA MEDICAL CENTER, P.A.			15	100%	15
RICHMOND UNIVERSITY MEDICAL CENTER		12	3	20%	15
BAPTIST MEDICAL CENTER EAST		11	4	27%	15
MONTEFIORE MEDICAL CENTER LABORATORIES - WEILER		11	4	27%	15
NIGHT OWL PEDIATRICS URGENT CARE			15	100%	15
FG RAPID RESULTS LLC		8	6	43%	14
MINUTE CLINIC OF KANSAS PA		8	6	43%	14
STEWART MELBOURNE HOSPITAL, INC	1		13	93%	14
IGENEX INC		14			14
ST CLOUD MEDICAL GROUP		12	2	14%	14
Solaris Healthcare Pensacola			14	100%	14
LUCID DIAGNOSTICS LABS			14	100%	14
MINUTECLINIC, LLC #1492		14			14
FAMILY MEDICINE OF WESTON LLC		6	8	57%	14
ADVICE FOR OPTIMAL WELLNESS		11	3	21%	14
CITY OF WEST PALM BEACH EMPLOYEE & FAMILY HEALTH		14			14
BOCA SIMON		2	12	86%	14
MC DIAGNOSTIC OF CONNECTICUT, PC #1043		14			14
PIEDMONT ATHENS REGIONAL MEDICAL		12	2	14%	14
CVS CA9113POCT CHULA VISTA		14			14
MHHS All Lab Subsection		14			14
HEALTHFIRST ADVENT HEALTH CENTRA CARE COCOA BEACH			14	100%	14
MY WELLNESS EXPRESS			14	100%	14
SUMMIT ATLANTIC SURGERY CENTER		14			14
EFFINGER HEALTH, PA		14			14

# COVID-19: testing by laboratory

Data through May 13, 2021 verified as of May 14, 2021 at 09:25 AM

Data in this report are provisional and subject to change.

The numbers in the table below represent the number of Florida and non-Florida residents for whom test results were received by the Department of Health. A person can be tested by more than one laboratory and can have both positive and negative results. **Therefore, the sum of the numbers in each column will be larger than the total number of people tested.**

Reporting lab	Inconclusive	Negative	Positive	Percent positive	Total
HORIZON MEDICAL GROUP		12	2	14%	14
ACCESS HOME HEALTH OF FLORIDA LLC		14			14
CVS PA6902POCT BRYN MAWR		12	2	14%	14
ALASKA PUBLIC HEALTH LAB		1	13	93%	14
POLK CHD BARTOW		13	1	7%	14
MINUTE-CLINIC DIAGNOSTIC OF VIRGINIA, LLC		14			14
ARNOT OGDEN MEDICAL CENTER LABORATORY		14			14
DYNAMIC DNA LAB		1	13	93%	14
MED TECH SERVICES OF PALM BEACH INC		14			14
The Evangelical Lutheran Good Samaritan Society		14			14
SUNCOAST COMMUNITY HEALTH CENTERS INC		4	10	71%	14
LIFE'S SPECIAL MOMENTS INC		14			14
NEW YORK PRESBYTERIAN - LOWER MANHATTAN		14			14
TALLAHASSEE PRIMARY CARE ASSOCIATES PA		12	2	14%	14
MEDEXPRESS URGENT CARE - PANTOPS		12	2	14%	14
DESOTO HEALTH AND REHAB LLC		9	5	36%	14
DOCTORS EXPRESS OF ST PETERSBURG		4	10	71%	14
CVS TN5601POCT LENOIR CITY		12	2	14%	14
EPIPHANY HEALTH		8	6	43%	14
MINUTECLINIC DIAGNOSTIC OF TN, PC 4992		14			14
DYNAMIC HEALTH CENTERS INC		9	5	36%	14
SIGMUND LABS LLC		14			14
SOUTHEASTERN UNIVERSITY INC		14			14
QUEENS UNIVERSITY OF CHARLOTTE		14			14
CVS MINUTE CLINIC, LLC #22		13	1	7%	14
SOUTHEASTERN LABORATORY			14	100%	14
PT&J REHAB - VILLAGE OF ROYAL PALM BEACH		12	2	14%	14
BRIDGE DIAGNOSTICS			14	100%	14
NORTHWESTERN MEMORIAL HOSPITAL			14	100%	14
WELLMED AT SOUTH PARSONS		11	3	21%	14
MINUTECLINIC DIAGNOSTIC OF NORTH CAROLINA, PC		13	1	7%	14
TLC FAMILY CARE HOME INC		14			14
DIAMOND SPEEDWAY DIALYSIS		1	13	93%	14
PHELPS HOSPITAL LABORATORY		12	2	14%	14
BAPTIST HEALTH			14	100%	14
RIVERSIDE COTTAGES AT THE SHORES, LLC			14	100%	14
UNIVERSITY HOSPITALS OF CLEVELAND		8	6	43%	14
FAMILY PRACTICE ON THE GO		6	8	57%	14
MERCY MEDICAL CENTER		7	7	50%	14
CVS TN5639POCT FARRAGUT		11	3	21%	14
TAPESTRY TALLAHASSEE WALDEN		14			14
CVS HEALTH MINUTE CLINIC		1	13	93%	14
HAVEN HOSPICE			14	100%	14
METHODIST MEDICAL CENTER		11	3	21%	14
MINUTE CLINIC LLC #2775		13	1	7%	14
MELBOURNE FAMILY PRACTICE		12	2	14%	14

# COVID-19: testing by laboratory

Data through May 13, 2021 verified as of May 14, 2021 at 09:25 AM

Data in this report are provisional and subject to change.

The numbers in the table below represent the number of Florida and non-Florida residents for whom test results were received by the Department of Health. A person can be tested by more than one laboratory and can have both positive and negative results. **Therefore, the sum of the numbers in each column will be larger than the total number of people tested.**

Reporting lab	Inconclusive	Negative	Positive	Percent positive	Total
EAR NOSE AND THROAT ASSOCIATES OF MANATEE, P.A.		10	3	23%	13
AVALON MEDICAL WALK IN CLINIC			13	100%	13
CAPE CORAL URGENT CARE		9	4	31%	13
CONSULATE HEALTH CARE OF PENSACOLA			13	100%	13
LANE PEDIATRICS PA		1	12	92%	13
CORAL LANDING ASSISTED LIVING		11	2	15%	13
DEVEREUX FLORIDA CHILDRENS CENTER			13	100%	13
MINUTECLINIC, LLC, DBA MINUTECLINIC #6106		11	2	15%	13
ALL 4 KIDZ PEDIATRICS		9	4	31%	13
LEE COMMUNITY HEALTHCARE INC DUNBAR		11	2	15%	13
CENTRAL JERSEY URGENT CARE		12	1	8%	13
FLORIDA STATE HOSPITAL			13	100%	13
LAKELAND REGIONAL HEALTH GRASSLANDS		12	1	8%	13
CVS PA1671POCT LANCASTER		13			13
ESCAMBIA COMMUNITY CLINIC		2	11	85%	13
MEDEXPRESS URGENT CARE - CHRISTIANBURG		9	4	31%	13
Sunnyside Care Center		13			13
MINUTECLINIC LLC # 3401		13			13
MISSOURI DEPARTMENT OF HEALTH AND SENIOR SERVICES			13	100%	13
CVS MINUTE CLINIC DIAGNOSTIC PA #3060		11	2	15%	13
CLINICAL LABORATORY SERVICES			13	100%	13
GLENBROOKE AT PALM BAY			13	100%	13
ORMOND MEDICAL ARTS		3	10	77%	13
CVS MINUTE CLINIC DIAGNOSTIC MED GRP OF SAN		11	2	15%	13
VILLA OF KINGS AND QUEENS OF DELRAY		13			13
MEDEXPRESS URGENT CARE - SALEM		9	4	31%	13
EAST GEORGIA REGIONAL MEDICAL CENTER		12	1	8%	13
NORTHEAST PEDIATRICS			13	100%	13
SOMA MEDICAL CENTER PA #4			13	100%	13
CAN COMMUNITY HEALTH, INC		11	2	15%	13
PARKWEST MEDICAL CENTER		11	2	15%	13
CVS MA6505POCT NEWTON		13			13
ALBION COLLEGE (ABBOTT)		13			13
MINUTE CLINIC LLC #6765		13			13
MINUTECLINIC, LLC, MINUTECLINIC #7637		11	2	15%	13
HARBOR CHASE OF JACKSONVILLE			13	100%	13
SANDGATE GARDENS REHAB & NURSING CENTER		3	10	77%	13
AFC URGENT CARE - CEDAR GROVE		11	2	15%	13
WORLD WRESTLING ENTERTAINMENT			13	100%	13
THE PLAZA AT PARKSQUARE		13			13
CURATIVE		1	12	92%	13
Signature Healthcare of Savannah		13			13
MEYER PEDIATRICS CHTD		11	2	15%	13
RED MOUNTAIN DIAGNOSTICS		13			13
MINUTE CLINIC LLC #1909		13			13
CVS MINUTE CLINIC DIAGNOSTIC OF TN #3293		12	1	8%	13

# COVID-19: testing by laboratory

Data through May 13, 2021 verified as of May 14, 2021 at 09:25 AM

Data in this report are provisional and subject to change.

The numbers in the table below represent the number of Florida and non-Florida residents for whom test results were received by the Department of Health. A person can be tested by more than one laboratory and can have both positive and negative results. **Therefore, the sum of the numbers in each column will be larger than the total number of people tested.**

Reporting lab	Inconclusive	Negative	Positive	Percent positive	Total
IN-OFFICE LAB		12	1	8%	13
NATIONAL GENETICS INST LABCORP		4	9	69%	13
MINUTE CLINIC DIAGNOSTIC OF NORTH CAROLINA		12	1	8%	13
VALDOSTA FAMILY MEDICINE		1	12	92%	13
WANTAGH URGENT CARE		10	3	23%	13
AVENTURA HOSPITAL AND MEDICAL CENTER			13	100%	13
BROOKDALE DELAND			13	100%	13
PHASE2 LABS	2	9	2	15%	13
MEDEXPRESS URGENT CARE MONACA		13			13
MINUTECLINIC DIAGNOSTIC OF TN, PC 6304		11	2	15%	13
MINUTECLINIC, LLC #244		12	1	8%	13
MINUTECLINIC MINUTECLINIC #8505		11	2	15%	13
MEDEXPRESS URGENT CARE-LATROBE		12	1	8%	13
ROCKLEDGE		3	10	77%	13
SOUTHEAST FAMILY HEALTHCARE CENTER			13	100%	13
CVS TX8351POCT BEAUMONT		11	2	15%	13
URGENT MEDICAL CENTER INC		5	8	62%	13
SHELBY COUNTY HEALTH CARE CORPORATION		10	3	23%	13
MEDHELP LAKESHORE PC		11	2	15%	13
CLEVELAND TENNESSEE HOSPITAL COMPANY		11	2	15%	13
ADVENTHEALTH MEDICAL GROUP INTERNAL MEDICINE		10	3	23%	13
MINUTECLINIC LLC (1435)		12	1	8%	13
RDX BIOSCIENCE INC		10	3	23%	13
MINUTECLINIC DIANOSTIC OF VIRGINIA, LL		12	1	8%	13
MINUTECLINIC DIAGNOSTIC OF TN PC #386		12	1	8%	13
MINUTE CLINIC, LLC #4650		11	2	15%	13
BARRANCO CLINIC,THE	3	9	1	8%	13
CVS OH3301POCT WOODMERE		13			13
CROSS CARE CENTER			13	100%	13
MINUTE CLINIC DIAGNOSTIC OF SC, LLC #42		12	1	8%	13
MAINSTREET FAMILY SELECT		1	12	92%	13
CVS NC7213POCT MATTHEWS		10	3	23%	13
MEDLABS DIAGNOSTICS		11	2	15%	13
ADVENTIST HEALTH SYSTEM FLORIDA DEPT OF HEALTH		8	5	38%	13
VA Primary Care Clinic at Meharry		12	1	8%	13
ST CLOUD COMPOUNDING PHARMACY & WELLNESS CENTER		12	1	8%	13
COMPASS URGENT CARE		8	5	38%	13
SAMARITAN MEDICAL CENTER		13			13
GULF COAST MEDICAL GROUP		5	8	62%	13
ORCHID COVE		3	10	77%	13
MOODY MANOR		13			13
MINUTE CLINIC DIAGNOSTIC OF VIRGINIA, LLC #1905		13			13
FLORIDA DEPARTMENT OF HEALTH WASHINGTON COUNTY		7	5	42%	12
CVS GA3766POCT DACULA		10	2	17%	12
MC DIAGNOSTIC OF CONNECTICUT, PC #114		12			12
Maury Regional Hospital		6	6	50%	12

# COVID-19: testing by laboratory

Data through May 13, 2021 verified as of May 14, 2021 at 09:25 AM

Data in this report are provisional and subject to change.

The numbers in the table below represent the number of Florida and non-Florida residents for whom test results were received by the Department of Health. A person can be tested by more than one laboratory and can have both positive and negative results. **Therefore, the sum of the numbers in each column will be larger than the total number of people tested.**

Reporting lab	Inconclusive	Negative	Positive	Percent positive	Total
SENIOR HOME CARE INC		12			12
BRITO MEDICAL CENTER		10	2	17%	12
APPLE DIAGNOSTICS LAB		5	7	58%	12
LEON CHD		12			12
BROOKDALE CITRUS			12	100%	12
CFS WELLNESS AND MED SPA LLC			12	100%	12
AMERICAN HOUSE FORT MYERS		12			12
VIBRANT AMERICA		10	2	17%	12
CVS MINUTE CLINIC DIAGNOSTIC OF TEXAS,LLC		10	2	17%	12
FAMILY PRACTICE OF DAVIE INC			12	100%	12
TMH PHYSICIAN PARTNERS - MONTICELLO		10	2	17%	12
BENSONHURST URGENT CARE		11	1	8%	12
ORLANDO FAMILY MEDICAL INC		12			12
MINUTECLINIC DIAGNOSTIC OF MINNESOTA		11	1	8%	12
CVS SC7556POCT WEST COLUMBIA		11	1	8%	12
FLORIDA DEPT OF HEALTH		4	8	67%	12
MONROE COUNTY HOSPITAL		9	3	25%	12
GLEN OAKS HEALTH AND REHABILITATION CENTER			12	100%	12
CARROLL GARDENS URGENT CARE		12			12
OHIO STATE UNIVERSITY MEDICAL CENTER			12	100%	12
PUTNAM COUNTY HEALTH DEPARTMENT		12			12
CVS MINUTE CLINIC DIAGNOSTIC		11	1	8%	12
CVS MA594POCT FALMOUTH		11	1	8%	12
MINUTECLINIC #8760		12			12
SUWANNEE COUNTY JAIL		11	1	8%	12
ST. PETERSBURG PEDIATRICS			12	100%	12
FHCP-PORT ORANGE		3	9	75%	12
SAMARITAN HOSPITAL LABORATORY		11	1	8%	12
OPTUM PRIMARY CARE		2	10	83%	12
MERCY HEALTH—MUSKEGON		7	5	42%	12
LIFE CARE OF PORT SAINT LUCIE		3	9	75%	12
TRANSPLANT GENOMICS INC (EUROFINS)		12			12
THOMAS JEFFERSON UNIVERSITY HOSPITAL		4	8	67%	12
MINUTECLINIC, LLC, DBA MINUTECLINIC #4		11	1	8%	12
MERIDIAN AT WATERWAYS, THE		10	2	17%	12
Highland Pines Health and Rehab		11	1	8%	12
PALM BEACH PATHOLOGY		9	3	25%	12
VITALANT		1	11	92%	12
SUMTER COUNTY HEALTH DEPARTMENT		7	5	42%	12
THE POTTER'S HOUSE AT CANNON POINT		12			12
DEPARTMENT OF PUBLIC HEALTH		12			12
WINKLER COURT□		10	2	17%	12
MINUTE CLINIC LLC #10203		9	3	25%	12
IREPERTOIRE_MOL_LAB		12			12
CARENOW URGENT CARE-HERMITAGE		8	4	33%	12
MINUTECLINIC DIAGNOSTIC OF TN PC #5671		8	4	33%	12

# COVID-19: testing by laboratory

Data through May 13, 2021 verified as of May 14, 2021 at 09:25 AM

Data in this report are provisional and subject to change.

The numbers in the table below represent the number of Florida and non-Florida residents for whom test results were received by the Department of Health. A person can be tested by more than one laboratory and can have both positive and negative results. **Therefore, the sum of the numbers in each column will be larger than the total number of people tested.**

Reporting lab	Inconclusive	Negative	Positive	Percent positive	Total
COLLIER HMA PHYSICIAN MANAGEMENT, LLC		2	10	83%	12
MEDEXPRESS URGENT CARE CHARLESTON		8	4	33%	12
MEDEXPRESS URGENT CARE - BEECH GROVE		11	1	8%	12
WOODLAND TOWERS		6	6	50%	12
BROWARD DIALYSIS			12	100%	12
LPG PRIMARY CARE AT LABELLE		10	2	17%	12
COLLIER COUNTY HEALTH DEPT.		7	5	42%	12
CULVER-STOCKTON COLLEGE		10	2	17%	12
MINUTECLINIC DIAGNOSTIC OF PA, LLC (1036)		10	2	17%	12
M12297090CV HOLLAND-23D2189684		12			12
LAB UNKNOWN		1	11	92%	12
NAPLES GREEN VILLAGE		12			12
WALGREEN #6538		12			12
MEDEXPRESS URGENT CARE - FORT WORTH S		10	2	17%	12
MINUTECLINIC DIAGNOSTIC OF TN PC #240		10	2	17%	12
JOHN W NORRIS III MD PA	1		11	92%	12
VERITAS RESEARCH CORP			12	100%	12
BETH ISRAEL MEDICAL CENTER LABS		11	1	8%	12
FAMILY HEALTH CENTER AT PORT ST JOHN		4	8	67%	12
RUSSELL MEDICAL CENTER		11	1	8%	12
MINUTECLINIC DIAGNOSTIC OF VIRGINIA, LLC #255		12			12
ACADIAN DIAGNOSTIC LABORATORIES		8	4	33%	12
HEART OF FLORIDA HEALTH CENTER INC		4	8	67%	12
CARLOS PORTU MD, PLLC			12	100%	12
LONGWOOD PEDIATRICS LLC			12	100%	12
FAMILY MEDICINE AT HUNTERS CREEK		12			12
ADVENTHEALTH MEDICAL GROUP CARE CLINIC AT		8	4	33%	12
GENESIS		8	4	33%	12
PANCARE HEALTH - WEWA ELEMENTARY			12	100%	12
MINUTECLINIC DIAGNOSTIC OF NEW JERSEY,		11	1	8%	12
BAYONET POINT HOSPITAL			12	100%	12
CARE FAST MURABELLA		7	5	42%	12
Rosewood Healthcare and Rehabilitation Center		5	7	58%	12
URGENT TEAM MANAGEMENT OF TENNESSEE		10	2	17%	12
UNIVERSITY OF MIAMI MILLER SCHOOL OF MEDICINE			12	100%	12
MINUTECLINIC DIAGNOSTIC OF ILLINOIS		10	2	17%	12
WALGREENS # 03608		8	4	33%	12
BLOOMINGDALE PEDIATRIC ASSOCIATES PA			12	100%	12
Lady Lake Specialty Care			12	100%	12
MEDEXPRESS URGENT CARE - MONROE		12			12
Westchester General Hospital			12	100%	12
ACCENTCARE		12			12
GULF COAST REGIONAL BLOOD CENTER			12	100%	12
FAMILY MEDICINE AT LONGWOOD			12	100%	12
MEDEXPRESS URGENT CARE - MAPLE DRIVE		11	1	8%	12
MINUTE CLINIC LLC # 2033		10	2	17%	12

# COVID-19: testing by laboratory

Data through May 13, 2021 verified as of May 14, 2021 at 09:25 AM

Data in this report are provisional and subject to change.

The numbers in the table below represent the number of Florida and non-Florida residents for whom test results were received by the Department of Health. A person can be tested by more than one laboratory and can have both positive and negative results. **Therefore, the sum of the numbers in each column will be larger than the total number of people tested.**

Reporting lab	Inconclusive	Negative	Positive	Percent positive	Total
CVS GA2147POCT KENNESAW		8	4	33%	12
QHG OF ENTERPRISE INC (DBA MEDICAL CTR		12			12
ST PETER'S UNIVERSITY HOSPITAL		9	3	25%	12
HNL LAB MEDICINE		9	3	25%	12
VILLA HEALTH NH LLC		10	2	17%	12
GEORGE W FERGUSON MD-CONCIERGE MEDICAL SERVICES PL		11	1	8%	12
ELITE HOME HEALTH SERVICES		11			11
MINUTECLINIC, LLC #1470		10	1	9%	11
THE MARY IMOGENE BASSETT HOSPITAL		11			11
MINUTECLINIC DIAGNOSTIC OF SC, LLC #4		11			11
MINUTE-CLINIC DIAGNOSTIC OF VIRGINIA,		10	1	9%	11
CVS NC7051POCT WAKE FOREST		11			11
LAKELAND VOLUNTEERS IN MEDICINE INC		9	2	18%	11
CLAYMED OF NORTH FLORIDA			11	100%	11
WALK IN MEDICAL URGENT CARE PC		11			11
MINUTECLINIC DIAG OF IND, LLC #2387		9	2	18%	11
UF HEALTH		1	10	91%	11
COMMUNITY MEDICAL AND DENTAL CARE INC		11			11
ORLANDO HEALTH PHYSICIAN ASSOCIATES		4	7	64%	11
CROSSROADS URGENT CARE, PLLC		11			11
SEMOREAN FAMILY HEALTH LLC		10	1	9%	11
URGENT CARE CENTER AT PINNACLE		4	7	64%	11
METHODIST HOSPITAL			11	100%	11
St. Annes Nursing Center, St. Annes Residence, Inc.		11			11
WALK-IN MEDICAL CARE			11	100%	11
COLISEUM MED CTR LLC/COLISEUM MED CTRS		8	3	27%	11
NORTH OKALOOSA PHYSICIAN GROUP		10	1	9%	11
CVS SC4286POCT EASLEY		5	6	55%	11
CVS MO8590POCT KANSAS CITY		7	4	36%	11
NHC HealthCare Anniston		11			11
PHYSICIANS REGIONAL MEDICAL CTR - COLLIER BLVD			11	100%	11
MEDEXPRESS URGENT CARE PARKERSBURG		9	2	18%	11
CARENOW URGENT CARE-MT JULIET		8	3	27%	11
WINTER PARK CARE AND REHABILITATION			11	100%	11
EXPRESS TEST			11	100%	11
MICHIGAN DEPARTMENT OF COMMUNITY HEALTH		1	10	91%	11
DMH STEINHATCHEE FAMILY MEDICINE		8	3	27%	11
FRESENIUS KIDNEY CARE DUNEDIN			11	100%	11
ASSOCIATES IN MEDICINE		7	4	36%	11
TROPICANA		5	6	55%	11
IMMACULATE HOUSE AT COUNTRYSIDE		11			11
ASSOCIATES MD CYPRESS CREEK			11	100%	11
NASCAR EVENT MANAGEMENT, LLC		11			11
CAREATC NEXTERA HEALTH CENTER / GO			11	100%	11
MINUTECLINIC, LLC #4682		6	5	45%	11
MEDICAL ASSOCIATES OF ENGLEWOOD PC		10	1	9%	11



# COVID-19: testing by laboratory

Data through May 13, 2021 verified as of May 14, 2021 at 09:25 AM

Data in this report are provisional and subject to change.

The numbers in the table below represent the number of Florida and non-Florida residents for whom test results were received by the Department of Health. A person can be tested by more than one laboratory and can have both positive and negative results. **Therefore, the sum of the numbers in each column will be larger than the total number of people tested.**

Reporting lab	Inconclusive	Negative	Positive	Percent positive	Total
VITAS HEALTH INC		5	6	55%	11
CARENOW URGENT CARE-GREEN HILLS		10	1	9%	11
CREATIVE TESTING SOLUTIONS		4	7	64%	11
STPET		9	2	18%	11
SEACOAST PATHOLOGY PROFESSIONAL ASSOC		10	1	9%	11
HEALTH NETWORK LABORATORIES		7	4	36%	11
HEWLETT URGENT CARE, PLLC		11			11
GENOPTIX MEDICAL LABORATORY		10	1	9%	11
SEMINOLE COUNTY CORRECTIONAL FACILITY		1	10	91%	11
URGENT TEAM - HUNTSVILLE		9	2	18%	11
STUYVESANT URGENT CARE		11			11
AZALEA HEALTH		2	9	82%	11
REDMED CLINIC OF ARLINGTON		10	1	9%	11
PRIMECARE ACQUISITION FAMILY PRACTICE INC		11			11
CUMBERLAND HEIGHTS		11			11
CVS SC2736POCT MURRELLS INLET		8	3	27%	11
BERRYHILL MANOR		11			11
WATSON HEALTHCARE		8	3	27%	11
VIRTUA WEST JERSEY HOSPITAL VOORHEES		9	2	18%	11
JBSA-SAM HOUSTON			11	100%	11
TRIDENT BIOMETRICS		10	1	9%	11
ST VINCENT'S ST CLAIR		8	3	27%	11
NEW HAMPSHIRE DEPARTMENT OF HEALTH AND HUMAN SERVICES		3	8	73%	11
MINUTECLINIC DIAGNOSTIC OF SC, LLC #7		9	2	18%	11
CVS SC7334POCT LEXINGTON		10	1	9%	11
UMHC/SYLVESTER AT KENDALL		1	10	91%	11
NIGHT LITE PEDIATRICS CENTER, LLC		1	10	91%	11
MINUTECLINIC DIAGNOSTICS OF IND, LLC		11			11
TELEVISIT PALM BAY FAMILY PRACTICE		9	2	18%	11
CVS CT2210POCT RIVERSIDE		11			11
NIGHT LITE PEDIATRICS CENTER		1	10	91%	11
AIM LABORATORIES			11	100%	11
MEDICAL CENTER AFFILIATES WEST PALM			11	100%	11
URGENT CARE OF LONGWOOD		1	10	91%	11
ALCOVE ASSISTED LIVING FACILITY		11			11
CVS CA9165POCT SAN DIEGO		11			11
BAYSIDE URGENT CARE CENTER INC		1	10	91%	11
CVS MD2956POCT NEW MARKET		10	1	9%	11
CVS PA233POCT NEWTOWN SQUARE		11			11
RIVERVIEW REGIONAL MEDICAL CENTER		9	2	18%	11
MINUTE CLINIC LLC #4017		11			11
PRIME MEDICAL CARE, LLC		11			11
MEDEXPRESS URGENT CARE - WINCHESTER GATEWAY		9	2	18%	11
CARINGTON MANOR		11			11
LUXOR SCIENTIFIC LLC		1	10	91%	11
THE TERRACE OF SAINT CLOUD		9	2	18%	11

# COVID-19: testing by laboratory

Data through May 13, 2021 verified as of May 14, 2021 at 09:25 AM

Data in this report are provisional and subject to change.

The numbers in the table below represent the number of Florida and non-Florida residents for whom test results were received by the Department of Health. A person can be tested by more than one laboratory and can have both positive and negative results. **Therefore, the sum of the numbers in each column will be larger than the total number of people tested.**

Reporting lab	Inconclusive	Negative	Positive	Percent positive	Total
PASSPORT HEALTH			11	100%	11
BIOTECH CLINICAL LABORATORIES, INC.		1	10	91%	11
MONROE COUNTY FIRE RESCUE		10	1	9%	11
PINELLAS COUNTY HEALTH DEPARTMENT		2	9	82%	11
KIDSVILLE PEDIATRICS			11	100%	11
APPALACHIAN REGIONAL HEALTHCARE SYSTEM		10	1	9%	11
UNIVERSITY CENTRA CARE		10	1	9%	11
CVS GA2236POCT WOODSTOCK		11			11
BOCA RATON REGIONAL HOSPITAL LAB			11	100%	11
GUIDANCE / CARE CENTER, INC		11			11
UNIVERSITY MEDICAL CENTER		8	3	27%	11
ONEIDA HEALTHCARE CENTER		9	2	18%	11
ATHENS VETERINARY DIAGNOSTIC LABORATOR		11			11
ALL CHILDREN'S HOSPITAL DEPT OF GENERAL PEDIATRICS			11	100%	11
CVS TX7827POCT ROUND ROCK		11			11
MINUTECLINIC LLC #5010		9	2	18%	11
MOUNT DORA PEDIATRICS		9	2	18%	11
45TH 1		11			11
MINUTECLINIC DIAGNOSTIC OF MAINE, LLC		9	2	18%	11
MINUTE CLINIC LLC #0169		9	2	18%	11
ILLINOIS DEPT OF PUBLIC HEALTH LAB - SPRINGFIELD			11	100%	11
EMERGENCY MEDICAL CENTER		4	6	60%	10
MINUTECLINIC, LLC #09202		8	2	20%	10
VETERNANS ADMINISTRATION			10	100%	10
DES PLAINES CLINICAL LAB		3	7	70%	10
FHPG_EXP CARE W HILLSBOROUGH		1	9	90%	10
MOSOLF PEDIATRICS			10	100%	10
MEDEXPRESS URGENT CARE, JOHNSTOWN		9	1	10%	10
WEST DADE PEDIATRICS			10	100%	10
WELLSTAR WEST GEORGIA MEDICAL CENTER		9	1	10%	10
DOH-TAMPA BRANCH LABORATORY (MLK BLVD)		4	6	60%	10
ARBORS OF GULF BREEZE, THE		8	2	20%	10
CVS CT1109POCT BETHEL		10			10
CVS PHARMACY #8800		8	2	20%	10
BROWARD HEALTH CARE			10	100%	10
JACKSON CLINIC PA,THE		6	4	40%	10
KEY WEST URGENT CARE, INC		3	7	70%	10
NORTHSIDE HOSPITAL ATLANTA		4	6	60%	10
CVS IL8751POCT CHICAGO		10			10
MEDEXPRESS URGENT CARE-PETERS TWP		9	1	10%	10
MINUTE CLINIC DIAG OF IND LLC #8674		10			10
LONG ISLAND JEWISH FOREST HILLS HOSPITAL		10			10
ELEMENT PRIMARY CARE LLC		9	1	10%	10
MINUTECLINIC DIAGNOSTIC OF NORTH CAROLINA PC #5341		7	3	30%	10
SUPERIOR RESIDENCES OF CLERMONT		2	8	80%	10
ARCHBOLD MEMORIAL HOSPITAL/LAB		3	7	70%	10

# COVID-19: testing by laboratory

Data through May 13, 2021 verified as of May 14, 2021 at 09:25 AM

Data in this report are provisional and subject to change.

The numbers in the table below represent the number of Florida and non-Florida residents for whom test results were received by the Department of Health. A person can be tested by more than one laboratory and can have both positive and negative results. **Therefore, the sum of the numbers in each column will be larger than the total number of people tested.**

Reporting lab	Inconclusive	Negative	Positive	Percent positive	Total
MED + URGENT MEDICAL CARE SERVICES		10			10
IMMUNOGENOMICS LLC		6	4	40%	10
MAINE DEPARTMENT OF HEALTH AND HUMAN SERVICES			10	100%	10
EXPRESS CARE OF TAMPA BAY		7	3	30%	10
PBC PREMIER FAMILY HEALTH			10	100%	10
ALABAMA MEDICAL GROUP		10			10
DEPARTMENT OF HEALTH AND HUMAN SERVICES LANSING			10	100%	10
NATURE COAST REGIONAL MEDICAL CENTER		1	9	90%	10
CITY OF TALLAHASSEE		10			10
WALGREENS #10972	1	9			10
ALABAMA DEPARTMENT OF PUBLIC HEALTH		1	9	90%	10
JOHNS HOPKINS ALL CHILDRENS			10	100%	10
COMMUNITY HEALTH CENTER		2	8	80%	10
ILLINOIS DEPARTMENT OF PUBLIC HEALTH		2	8	80%	10
OKLAHOMA STATE DEPARTMENT OF HEALTH-PUBLIC HEALTH LABORATORY			10	100%	10
NEW JERSEY DEPARTMENT OF HEALTH COMMUNICABLE DISEASE SERVICE		3	7	70%	10
MOLECULAR PATHOLOGY LABORATORY			10	100%	10
CARESOUTH HHA HOLDINGS OF THE BAY AREA LLC		10			10
Chestnut Park Rehabilitation and Nursing Center		10			10
CVS DC1340POCT WASHINGTON		10			10
CHEMISYS LABORATORIES		2	8	80%	10
CVS NY549POCT RIDGEWOOD		7	3	30%	10
MIAMI COMPREHENSIVE MEDICINE GROUP PA		4	6	60%	10
ALBANY MEDICAL CENTER		9	1	10%	10
SAVANNAH MANOR ASSISTED LIVING COMMUNITY			10	100%	10
PALM BEACH CDH - DELRAY BEACH			10	100%	10
CHRISTUS ST VINCENT LABORATORY - ZIA		10			10
LAKE BALDWIN CBOC		9	1	10%	10
PALMS WEST HOSPITAL			10	100%	10
DOCTORS HOSPITAL LAB MEDICAL OFFICE BUILDING			10	100%	10
KR AT COLLEGE HARBOR		10			10
ORLANDO MEDICAL CENTER PL		1	9	90%	10
JOHN T MATHER MEMORIAL HOSPITAL LABORATORY		9	1	10%	10
CVS NC2313POCT RALEIGH		8	2	20%	10
FLORIDA CLINICAL LAB		1	9	90%	10
BROOKDALE PANAMA CITY		9	1	10%	10
HCR MANORCARE		10			10
NORTON HEALTHCARE			10	100%	10
New York Harbor Harbor HCS - Brooklyn Campus		9	1	10%	10
PLYMOUTH HARBOR INCORPORATED		9	1	10%	10
MEDEXPRESS URGENT CARE - FAYETTEVILLE		8	2	20%	10
BEAUMONT LABORATORY			10	100%	10
ANY LAB TEST NOW INC			10	100%	10
EXCEL URGENT CARE OF PARAMUS LLC		10			10
VILLAGE PLACE HEALTH AND REHAB		9	1	10%	10
GILCHRIST COUNTY FIRE DEPARTMENT		4	6	60%	10

# COVID-19: testing by laboratory

Data through May 13, 2021 verified as of May 14, 2021 at 09:25 AM

Data in this report are provisional and subject to change.

The numbers in the table below represent the number of Florida and non-Florida residents for whom test results were received by the Department of Health. A person can be tested by more than one laboratory and can have both positive and negative results. **Therefore, the sum of the numbers in each column will be larger than the total number of people tested.**

Reporting lab	Inconclusive	Negative	Positive	Percent positive	Total
BELLE GLADES HEALTH CLINIC			10	100%	10
COLLIER BLVD HMA PHYSICIAN MANAGEMENT,, LLC			10	100%	10
WILLIAMSBURGH CHAI CARE		9	1	10%	10
GO PATH LABORATORIES			10	100%	10
CHILDREN'S HEALTHCARE OF ATLANTA/EGLESTON		10			10
HIGH TOWER ALF LLC		9	1	10%	10
SOUTH FLORIDA ENT ASSOCIATES, INC			10	100%	10
DOMINICAN COLLEGE STUDENT HEALTH CENTE		8	2	20%	10
NOT INDICATED		1	9	90%	10
ACCESS PHARMACY		10			10
CHARLOTTE COUNTY HEALTH DEPARTMENT	1	4	5	50%	10
MEDEX REGIONAL LABORATORIES LLC		1	9	90%	10
CARENOW URGENT CARE - EAST NASHVILLE		8	2	20%	10
VASCONCELLO COHEN MD PA		9	1	10%	10
LAWRENCE TECHNOLOGICAL UNIVERSITY		10			10
ST JOSEPH'S HOSPITAL NORTH LABORATORY			10	100%	10
MAINSTREET FAMILY CARE			10	100%	10
Centrastate Medical Center		9	1	10%	10
CELEBRATION PEDIATRICS PA			10	100%	10
BETTER AT HOME		10			10
ELLIS HOSPITAL LABORATORY		9	1	10%	10
MINUTECLINIC DIAGNOSTIC OF OHIO #4401		10			10
PANCARE HEALTH - VERNON ELEMENTARY			10	100%	10
MINUTECLINIC DIAGNOSTIC OF NORTH CAROLINA PC #7054		7	3	30%	10
CVS NJ617POCT CEDAR GROVE		9	1	10%	10
ISLAND COAST PEDIATRICS IN-HOUSE LAB		10			10
CBC LAB		3	7	70%	10
NEUROSCIENCE AND SPINE ASSOCIATES, PL		8	2	20%	10
CVS TX7151POCT HUMBLE		9	1	10%	10
MINUTE CLINIC INCORPORTE		10			10
CVS CT1123POCT SOUTHBURY		10			10
RPC@HODGES		2	8	80%	10
USCG ABBOTT BINAXNOW		5	5	50%	10
MONTEFIORE MEDICAL CENTER LABORATORIES - NORTH		10			10
PRORENATA LABS		2	8	80%	10
VENICE GREEN VILLAGE		3	7	70%	10
CVS PHARMACY NO 274		9	1	10%	10
MEDICAL LABORATORY DIAGNOSTICS			10	100%	10
VETERANS AFFAIRS MEDICAL CENTER - OUTPATIENT			10	100%	10
ROSEMONT GARDENS INC		9	1	10%	10
Avalon Healthcare and Rehabilitation Center			10	100%	10
CREATIVE PHARMACY SOLUTIONS EAST		10			10
MINUTECLINIC DIAGNOSTIC OF OHIO #3407		9	1	10%	10
TENNESSEE DEPARTMENT OF HEALTH (TDH) - CENTRAL LABORATORY		2	8	80%	10
WHEELER LABORATORY		9	1	10%	10
MEDEXPRESS URGENT CARE - WASHINGTON		8	2	20%	10

# COVID-19: testing by laboratory

Data through May 13, 2021 verified as of May 14, 2021 at 09:25 AM

Data in this report are provisional and subject to change.

The numbers in the table below represent the number of Florida and non-Florida residents for whom test results were received by the Department of Health. A person can be tested by more than one laboratory and can have both positive and negative results. **Therefore, the sum of the numbers in each column will be larger than the total number of people tested.**

Reporting lab	Inconclusive	Negative	Positive	Percent positive	Total
WALGREENS - STORE #9479		8	2	20%	10
SARASOTA PERSONAL MEDICINE		7	3	30%	10
MEDEXPRESS URGENT CARE-KATY		7	3	30%	10
FLEMING ISLAND CENTER FOR CLINICAL RESEARCH		10			10
DAU ORTHODONTICS		9	1	10%	10
KEY TRAINING CENTER			10	100%	10
EMORY JOHNS CREEK HOSPITAL		10			10
SOUTHEASTERN PEDIATRIC ASSOCIATES			10	100%	10
GLADES COUNTY DETENTION CENTER		1	9	90%	10
IU HEALTH PATHOLOGY		1	9	90%	10
CORONA PATHOLOGY		10			10
COMPASS PROVIDENCE URGENT CARE LLLP			9	100%	9
MOULTRIE CREEK NURSING AND REHAB			9	100%	9
CENTREX CLINICAL LABS INC		9			9
URGENT TEAM - NASHVILLE		8	1	11%	9
STATEN ISLAND CHAI CARE		8	1	11%	9
MINUTECLINIC DIAGNOSTIC OF NEVADA #87		4	5	56%	9
SKR MEDICAL ADVISORS		9			9
INDIANA STATE DEPARTMENT OF HEALTH LABORATORIES			9	100%	9
VAIL VALLEY MEDICAL CENTER			9	100%	9
BROOKDALE WEST MELBOURNE			9	100%	9
CHAPTERS HEALTH HOSPICE		9			9
PRECISION GENETICS			9	100%	9
NEMOURS CHILDREN'S PRIMARY CARE VERO BEACH			9	100%	9
WADSWORTH CENTER - DAVID AXELROD INSTITUTE		8	1	11%	9
CHELSEA NYC LAB		9			9
MINUTECLINIC 7196		8	1	11%	9
CHILDREN'S HEALTH CENTER INC.		7	2	22%	9
MINUTECLINIC #2860		6	3	33%	9
MEDICAL CENTER, THE		8	1	11%	9
CVS TN7289POCT SIGNAL MOUNTAIN		9			9
WINTER PARK INTERNAL MEDICINE MD PA		7	2	22%	9
WESTCHESTER GENERAL HOSPITAL BLOOD GAS LAB			9	100%	9
CVS NJ862POCT MARLBORO		8	1	11%	9
EAST SIDE CLINICAL LABORATORY		7	2	22%	9
CVS NC5591POCT STATESVILLE		7	2	22%	9
CVS NC3803POCT MOORESVILLE		8	1	11%	9
MINUTE CLINIC #8979		8	1	11%	9
MINUTECLINIC MINUTECLINIC #4977		5	4	44%	9
CVS MINUTE CLINIC DIAG OF IND LLC #5206		8	1	11%	9
ORLANDO HEALTH PHYSICIAN GROUP INC		6	3	33%	9
ENCOMPASS HOME HEALTH OF THE SOUTHEAST LLC		9			9
MEDEXPRESS ELKINS		9			9
ACCESS CARE MEDICAL GROUP LLC		2	7	78%	9
MILLER COUNTY HOSPITAL		9			9
MINUTECLINIC #2797		9			9

# COVID-19: testing by laboratory

Data through May 13, 2021 verified as of May 14, 2021 at 09:25 AM

Data in this report are provisional and subject to change.

The numbers in the table below represent the number of Florida and non-Florida residents for whom test results were received by the Department of Health. A person can be tested by more than one laboratory and can have both positive and negative results. **Therefore, the sum of the numbers in each column will be larger than the total number of people tested.**

Reporting lab	Inconclusive	Negative	Positive	Percent positive	Total
MINUTECLINIC # 21110		7	2	22%	9
HOME CARE PHARMACY OF PALM COAST INC		9			9
PENSACOLA CLUSTER			9	100%	9
NORTHSHORE UNIVERSITY HEALTHSYSTEM EVANSTON HOSPITAL LAB			9	100%	9
FLORIDA HOSPITAL WINTER PARK		7	2	22%	9
MINUTE CLINIC LLC #1448		8	1	11%	9
MAGNOLIA MANOR			9	100%	9
WINDSOR OF GAINESVILLE		9			9
SUPREME LABORATORY			9	100%	9
MEDEXPRESS URGENT CARE - STAUNTON		5	4	44%	9
UHEALTH UNIVERSITY OF MIAMI			9	100%	9
ALLIANCE HEALTH AND REHABILITATION CENTER		9			9
REMISE OCCUPATIONAL HEALTH SOLUTIONS INC			9	100%	9
FHPG_EXP CARE PALM HARBOR			9	100%	9
BEAUMONT EMERGENCY CENTER			9	100%	9
MINUTE CLINIC DIAGNOSTIC OF VIRGINIA, LLC #7543		7	2	22%	9
FLORIDA MENTOR		7	2	22%	9
GLEN FALLS HOSPITAL DEPARTMENT OF PATHOLOGY		8	1	11%	9
MINUTE CLINIC, LLC #1434		8	1	11%	9
SV DIAGNOSTIC LAB			9	100%	9
DEPT OF VA MEDICAL CENTER - RICHMOND		8	1	11%	9
BIRMINGHAM VAMC		5	4	44%	9
CVS TX10016POCT PRINCETON		9			9
MANATEE COUNTY CENTRAL JAIL		9			9
CVS NC3319POCT CHARLOTTE		6	3	33%	9
FLORIDA CENTER FOR DERMATOLOGY LABORATORY			9	100%	9
MINUTECLINIC DIAGNOSTIC MED GRP OF CA		8	1	11%	9
ETHOS LABORATORIES		7	2	22%	9
CVS MA1022POCT CAMBRIDGE		9			9
WINDSOR OF SAN PABLO, THE		6	3	33%	9
CVS OH3476POCT TIPP CITY		8	1	11%	9
MEDEXPRESS URGENT CARE - WILLIAMSPORT		8	1	11%	9
BUENA VIDA ESTATES			9	100%	9
TRINITY PEDIATRICS			9	100%	9
WATERFORD AT CREEKSIDE, THE			9	100%	9
PUTNAM FAMILY CARE INC		3	6	67%	9
ST. CLOUD PHARMACY AND WELLNESS CENTER		5	4	44%	9
SUNCREST OMNI		9			9
OMNI			9	100%	9
MINUTECLINIC DIAGNOSTIC OF VIRGINIA, LLC #1656		9			9
WELLSTAR ATLANTA MEDICAL CENTER LABORA		8	1	11%	9
MINUTECLINIC, LLC #03268		8	1	11%	9
KINDRED_AIMS		9			9
CVS GA2841POCT LAWRENCEVILLE		9			9
HENDRY/GLADES COUNTY HEALTH DEPARTMENT		8	1	11%	9
PONTE VEDRA PLASTIC SURGERY		9			9

# COVID-19: testing by laboratory

Data through May 13, 2021 verified as of May 14, 2021 at 09:25 AM

Data in this report are provisional and subject to change.

The numbers in the table below represent the number of Florida and non-Florida residents for whom test results were received by the Department of Health. A person can be tested by more than one laboratory and can have both positive and negative results. **Therefore, the sum of the numbers in each column will be larger than the total number of people tested.**

Reporting lab	Inconclusive	Negative	Positive	Percent positive	Total
CVS MD1881POCT DUNKIRK		9			9
MEDEXPRESS URGENT CARE - SWANSEA, N ILLINOIS ST		8	1	11%	9
LOREY ALF		9			9
MINUTECLINIC DIAG OF IND LLC #8651		8	1	11%	9
HARMONIOUS HOME HEALTH, LLC		9			9
CHIEFLAND MEDICAL CENTER LLC			9	100%	9
ROSECASTLE			9	100%	9
MEDEXPRESS URGENT CARE - RICHMOND, NINE MILE RD		8	1	11%	9
Consulate Health Care of Brandon		7	2	22%	9
MOBILE RESPONSE DIAGNOSTICS LLC		8	1	11%	9
OUR HOME AT BEACON HILL			9	100%	9
SCOTTS PHARMACY		8	1	11%	9
RANDOLPH DIABETES AND WELLNESS		8	1	11%	9
PEDIATRIC HEALTH CARE ALLIANCE			9	100%	9
SYNEXUS CLINICAL RESEARCH US INC		2	7	78%	9
INSPIRED LIVING AT PALM BAY		7	2	22%	9
MEDICANA NURSING AND REHAB CENTER			9	100%	9
BAYFRONT HEALTH ST PETERSBURG		8	1	11%	9
CAYUGA COUNTY HEALTH DEPARTMENT		8	1	11%	9
DISCOVERY VILLAGE AT STUART		5	4	44%	9
BRENNITY AT VERO BEACH, THE			9	100%	9
PATEL MEDICAL VENTURES		8	1	11%	9
MIDMICHIGAN MEDICAL CENTER			9	100%	9
CVS RI1717POCT 1 CVS DR			9	100%	9
BREVARD FAMILY WALK IN CLINIC			9	100%	9
HEALTH AND WELLNESS CENTER		1	8	89%	9
NORTHWEST FLORIDA COMMUNITY HOSPITAL LABORATORY		8	1	11%	9
CIAN DIAGNOSTICS			9	100%	9
SOMA MEDICAL CENTER MD PA #7 PEDIATRICS			9	100%	9
CALIFORNIA DEPARTMENT OF PUBLIC HEALTH		3	6	67%	9
ST VINCENT'S CHILTON		7	2	22%	9
CORE OCCUPATIONAL RESOURCES, LLC		5	4	44%	9
NORTHSIDE HOSPITAL		2	7	78%	9
MARINA ISLE ASSISTED LIVING		9			9
MINUTECLINIC DIAG OF IND, LLC #10190		8	1	11%	9
CVS OH2342POCT WEST CHESTER		7	2	22%	9
MINUTECLINIC DIAGNOSTIC OF RHODE ISLAN		9			9
MODMD LABORATORY		9			9
CVS PA4077POCT BELLE VERNON		9			9
MEDERI CARETENDERS VS OF SE FL LLC DBA		8	1	11%	9
ENCOMPASS HEALTH REHABILITATION HOSPI		9			9
MINUTECLINIC DIAGNOSTIC OF TN PC #242		6	3	33%	9
Sunset Lake Health and Rehabilitation Center		8	1	11%	9
DIXITKUMAR N MODI MD PA			9	100%	9
NASSAU UNIVERSITY MEDICAL CENTER DEPT		8	1	11%	9
CITYMD		1	8	89%	9

# COVID-19: testing by laboratory

Data through May 13, 2021 verified as of May 14, 2021 at 09:25 AM

Data in this report are provisional and subject to change.

The numbers in the table below represent the number of Florida and non-Florida residents for whom test results were received by the Department of Health. A person can be tested by more than one laboratory and can have both positive and negative results. **Therefore, the sum of the numbers in each column will be larger than the total number of people tested.**

Reporting lab	Inconclusive	Negative	Positive	Percent positive	Total
CVS MINUTE CLINIC DIAGNOSTIC OF NEW JERSEY		9			9
CVS MINUTE CLINIC DIAGNOSTIC OF KANSAS, PA		9			9
UCARE			9	100%	9
PALM BAY URGENT CARE PL		1	8	89%	9
ORLANDO FAMILY PHYSICIANS			9	100%	9
NORTHEAST ALABAMA REGIONAL MEDICAL CENTER		6	3	33%	9
ADVENTHEALTH MEDICAL GROUP FAMILY AND INTERNAL		8	1	11%	9
NORTH PINELLAS CHILDRENS MEDICAL CENTER INC			9	100%	9
JUPITER CLINIC			9	100%	9
NITIN BAWA PROFESSIONAL ASSOCIATES			9	100%	9
GCPM MANUAL MICROBIOLOGY		1	8	89%	9
HEALTHY MINORS PEDIATRIC URGENT CARE		7	2	22%	9
PRIMARY CARE SPECIALISTS OF ORLANDO		8	1	11%	9
CLEARWATER PEDIATRIC CARE		1	8	89%	9
MEDEXPRESS URGENT CARE - BATTLE CREEK		6	3	33%	9
LOVELACE MEDICAL CENTER		8			8
KIS URGENT CARE			8	100%	8
Robert Wood Johnson University Hospital		6	2	25%	8
LAB UNKNOW		6	2	25%	8
CVS CA9721POCT ARCADIA		8			8
CIGNA ONSITE HEALTH LLC		2	6	75%	8
CARE ATC - CITY OF BOYNTON BEACH	1	2	5	63%	8
NEOGENOMICS LABORATORIES, INC		8			8
MEDEXPRESS URGENT CARE, BUTLER		5	3	38%	8
WALGREENS #09304		6	2	25%	8
AFC/DOCTORS EXPRESS NORTH BERGEN		6	2	25%	8
CVS OH3458POCT BEAVERCREEK		8			8
CVS NC7057POCT SHELBY		6	2	25%	8
DOTHAN PEDIATRIC CLINIC			8	100%	8
WELLIGENT		1	7	88%	8
MONROE URGENT CARE		7	1	13%	8
DORAL URGENT CARE			8	100%	8
LIFE CARE CITRUS COUNTY			8	100%	8
CVS IN6713POCT BLOOMINGTON		8			8
NORTHERN DUTCHESS HOSPITAL LABORATORY		6	2	25%	8
ALL CHILDREN'S HOSPITAL		1	7	88%	8
LAKE CONWAY URGENT CARE LLC		2	6	75%	8
ALLINA HEALTH - ABBOTT NORTHWESTERN HOSPITAL		5	3	38%	8
PARTNERS PHARMACY OF FLORIDA LLC		8			8
WYOMING COUNTY COMMUNITY HOSPITAL LABORATORY		8			8
APEX HOME HEALTH CARE		7	1	13%	8
X-GENE MOLECULAR LABS		1	7	88%	8
EXECUTIVE MEDICAL SERVICES		8			8
CVS MA507POCT LEOMINSTER		6	2	25%	8
TRUE HEALTH		5	3	38%	8
CVS KY4779POCT LOUISVILLE		6	2	25%	8



# COVID-19: testing by laboratory

Data through May 13, 2021 verified as of May 14, 2021 at 09:25 AM

Data in this report are provisional and subject to change.

The numbers in the table below represent the number of Florida and non-Florida residents for whom test results were received by the Department of Health. A person can be tested by more than one laboratory and can have both positive and negative results. **Therefore, the sum of the numbers in each column will be larger than the total number of people tested.**

Reporting lab	Inconclusive	Negative	Positive	Percent positive	Total
Florida Clinical Laboratory		1	7	88%	8
HEALTHMARK REGIONAL HOSPITAL LAB		4	4	50%	8
BARTON PARKER OD PC		8			8
FHMG_FM AND IM AVALON PARK		2	6	75%	8
CVS HEALTH, #1994		6	2	25%	8
CVS M08556POCT KANSAS CITY		7	1	13%	8
THE READING HOSPITAL & MEDICAL CENTER			8	100%	8
PALM BEACH COUNTY HEALTH DEPARTMENT LABORATORY			8	100%	8
ADVENTHEALTH ORLANDO INTERNATIONAL AIRPORT			8	100%	8
BLOOMING GARDENS OF CARE INC		8			8
ALACHUA COUNTY HEALTH DEPARTMENT		1	7	88%	8
MINUTECLINIC, LLC #05038		8			8
DR. PHILLIPS MEDICAL WELLNESS CENTER		4	4	50%	8
MEDEXPRESS URGENT CARE MORGANTOWN		8			8
CAREPOINT CLINIC		5	3	38%	8
OSWEGO HOSPITAL LABORATORY		7	1	13%	8
DOCTOR'S IN HOUSE LAB			8	100%	8
CVS NV9841POCT RENO		4	4	50%	8
MEDEXPRESS URGENT CARE - MIDLOTHIAN		7	1	13%	8
ST CLOUD PHYSICIAN MANAGMENT LLC		7	1	13%	8
CHIEFLAND MEDICAL CENTER		1	7	88%	8
SOMA MEDICAL CENTER PA #3 GREENACRES			8	100%	8
MINUTE-CLINIC DIAGNOSTIC OF VIRGINIA, LLC #3949		8			8
PROVIDENCE LABORATORY SERVICES		8			8
MEDEXPRESS URGEN CARE - EAST BRUNSWICK		8			8
Woodstock Nursing and Rehabilitation Center		8			8
MINUTECLINIC, LLC #1796		7	1	13%	8
MINUTECLINIC DIAG OF IND, LLC #6648		6	2	25%	8
INTERNAL MEDICINE AND AESTHETICS OF NAPLES LLC		8			8
The Grand at Rome Nursing and Rehabilitation		8			8
MARTHA A PRICE MD PA		3	5	63%	8
MINUTECLINIC DIAGNOSTIC OF VIRGINIA, LLC #1980		6	2	25%	8
SLOPESIDE LABS AND TESTING, LLC - THE HIDEOUT AT BUTTERMILK MOUNTAIN		8			8
HERNANDO PASCO HOSPICE INC		7	1	13%	8
Nashville Central Laboratory		8			8
FLORIDA DEPARTMENT OF HEALTH IN SARASOTA COUNTY		7	1	13%	8
CLAY PRIMARY & FAMILY CARE LLC			8	100%	8
VERMONT DEPARTMENT OF HEALTH		1	7	88%	8
CVS CA9103POCT ESCONDIDO		8			8
FOUNTAINVIEW BY FIVE STAR QUALITY CARE		7	1	13%	8
ST CHARLES BEND LABORATORY		7	1	13%	8
BIOTECH PHARMACEUTICAL GROUP LLC			8	100%	8
ORMOND BEACH CENTRA CARE			8	100%	8
JX REF LAB			8	100%	8
ATLANTIC CONSOLIDATED LABORATORY		8			8
NORTHDALE REHABILITATION CENTER			8	100%	8

# COVID-19: testing by laboratory

Data through May 13, 2021 verified as of May 14, 2021 at 09:25 AM

Data in this report are provisional and subject to change.

The numbers in the table below represent the number of Florida and non-Florida residents for whom test results were received by the Department of Health. A person can be tested by more than one laboratory and can have both positive and negative results. **Therefore, the sum of the numbers in each column will be larger than the total number of people tested.**

Reporting lab	Inconclusive	Negative	Positive	Percent positive	Total
SANITAS LAUDERDALE LAKES			8	100%	8
INVESCLINIC US, LLC		8			8
HARBORCHASE OF DR PHILLIPS		7	1	13%	8
VENTURA HEALTH AND REHABILITATION CENTER		7	1	13%	8
PBC FOUND CARE INC			8	100%	8
Baptist Village Retirement Communities		8			8
GENE STREET LABORATORIES, LLC		6	2	25%	8
PIEDMONT HENRY HOSPITAL, INC		8			8
GEISINGER MEDICAL CENTER		2	6	75%	8
MEDEXPRESS URGENT CARE - MT LEBANON		5	3	38%	8
SUNSHINE STATE DIALYSIS			8	100%	8
ST. JOSEPH HOSPITAL AND HEALTH CARE INC.			8	100%	8
PHYSICIANS FOR CHILDREN			8	100%	8
PHOEBE PUTNEY MEMORIAL HOSPITAL		8			8
DOH JACKSONVILLE CENTRAL LABORATORY		3	5	63%	8
OHIO DEPARTMENT OF HEALTH			8	100%	8
CVS OH2543POCT CANFIELD		5	3	38%	8
COMPREHENSIVE CLINICAL RESEARCH, LLC			8	100%	8
TERENCE B MITCHELL MD, INC		4	4	50%	8
MEDEXPRESS URGENT CARE MURRYSVILLE		6	2	25%	8
INTERNAL MEDICINE ASSOCIATES OF JACKSON HOSPITAL			8	100%	8
SEA LEVEL LABS			8	100%	8
UNIVERSITY OF WASHINGTON MEDICAL CENTER			8	100%	8
WALGREENS #09475		7	1	13%	8
MEDEXPRESS URGENT CARE - HOT SPRINGS		8			8
EMBRY-RIDDLE AERONAUTICAL UNIVERSITY HEALTH			8	100%	8
CVS NJ715POCT WAYNE		8			8
Charles George VAMC		8			8
MINUTE CLINIC DIAGNOSTIC OF MICHIGAN PC		8			8
MEDEXPRESS URGENT CARE - CLARKSBURG		7	1	13%	8
CVS GA7064POCT STOCKBRIDGE		8			8
LEMOYNE COLLEGE WELLNESS CENTER FOR		8			8
HOLY NAME MEDICAL CENTER	1	6	1	13%	8
PAUL GRECO MD CONCIERGE MEDICAL SERVICES PL		8			8
SURGOINSVILLE PHARMACY		8			8
MEDEXPRESS URGENT CARE-PASADENA		8			8
PUTNAM COUNTY EMERGENCY RESCUE SERVICE		5	3	38%	8
LONGWOOD FAMILY MEDICINE		2	6	75%	8
PANCARE HEALTH - KATE SMITH ELEMENTARY		1	7	88%	8
COMPASSION PEDIATRIC URGENT CARE LLC		2	6	75%	8
DEPARTMENT OF HEALTH- CITRUS COUNTY		1	7	88%	8
BENEVA LAKES HEALTHCARE & REHAB CENTER			8	100%	8
URGENT TEAM - MUSCLE SHOALS		8			8
DOCTOR'S IN-HOUSE LAB/COMMUNITY HEALTH CENTERS OF PINELLAS - CLEARWATE			8	100%	8
BAPTIST OUTPATIENT			8	100%	8
Enterprise Health and Rehabilitation Center		8			8

# COVID-19: testing by laboratory

Data through May 13, 2021 verified as of May 14, 2021 at 09:25 AM

Data in this report are provisional and subject to change.

The numbers in the table below represent the number of Florida and non-Florida residents for whom test results were received by the Department of Health. A person can be tested by more than one laboratory and can have both positive and negative results. **Therefore, the sum of the numbers in each column will be larger than the total number of people tested.**

Reporting lab	Inconclusive	Negative	Positive	Percent positive	Total
MEDEXPRESS URGENT CARE - STATE COLLEGE		6	2	25%	8
GULF COAST PEDIATRICS OF SARASOTA PA		1	7	88%	8
THE WOLFF CENTER FOR CHILD & ADOLESCENT HEALTH			8	100%	8
MAGNOLIA PEDIATRICS GROUP LLC			8	100%	8
LAKE PEDIATRICS			8	100%	8
MEDEXPRESS - WILMINGTON CONCORD PIKE		7	1	13%	8
CVS IN3975POCT JEFFERSONVILLE		5	3	38%	8
MINUTE CLINIC DIAGNOSTIC OF PENNSYLVANIA		8			8
CVS NC6402POCT DAVIDSON		5	3	38%	8
MINUTECLINIC, LLC #1452		8			8
BEECHTREE MOLECULAR LAB LLC			8	100%	8
FHCP-ORANGE CITY			8	100%	8
MEDEXPRESS URGENT CARE - GLENDALE		8			8
CONSULATE HEALTH CARE		7	1	13%	8
DIAGNOSTIC CLINIC		7	1	13%	8
MARION OAKS ASSISTED LIVING		8			8
SYLVESTER AT PLANTATION LABORATORY		7	1	13%	8
EP LTC PHARMACY		6	2	25%	8
HUNTINGTON VILLAGE URGENT CARE		8			8
CVS TX8387POCT AUSTIN		8			8
NYU WINTHROP LABORATORY		8			8
MEDEXPRESS URGENT CARE PORT HURON		7	1	13%	8
ROBERT WOOD JOHNSON HOSPITAL		7	1	13%	8
MEDEXPRESS URGENT CARE - TARENTUM		6	2	25%	8
WALGREENS #10264		8			8
CVS NJ836POCT RUNNEMEDE		8			8
MEDEXPRESS URGENT CARE - IRVING		8			8
CVS MD4371POCT OCEAN CITY		8			8
MINUTECLINIC DIAGNOSTIC OF OHIO #7790		6	2	25%	8
ST CHARLES HOSPITAL LABORATORY		8			8
WHITE SANDS OUTPATIENT SERVICES (WSOP SERVICES LLC)		8			8
FLORIDA HEART AND VASCULAR MULTISPECIALTY GROUP		8			8
DASCENA LABORATORY			8	100%	8
WALGREENS #07589		7	1	13%	8
VENICE REGIONAL MEDICAL CENTER			8	100%	8
ALLEGRO - TAMPA	1	4	3	38%	8
MEDEXPRESS URGENT CARE - CULPEPER		8			8
CVS SC2250POCT COLUMBIA		8			8
HACKENSACK UNIV MED CTR-PATHOLOGY DEPT		8			8
GENEUS DIAGNOSTICS			8	100%	8
PM PEDIATRICS OF BAYSIDE PLLC		8			8
NORTHSIDE MEDICAL CENTER		8			8
GOLISANO CHILDREN'S HOSPITAL OF SOUTHWEST FLORIDA		6	2	25%	8
LEWIS COUNTY MANOR		8			8
CVS IL8747POCT CHICAGO		8			8
COMPASSION PEDIATRICS		3	5	63%	8

# COVID-19: testing by laboratory

Data through May 13, 2021 verified as of May 14, 2021 at 09:25 AM

Data in this report are provisional and subject to change.

The numbers in the table below represent the number of Florida and non-Florida residents for whom test results were received by the Department of Health. A person can be tested by more than one laboratory and can have both positive and negative results. **Therefore, the sum of the numbers in each column will be larger than the total number of people tested.**

Reporting lab	Inconclusive	Negative	Positive	Percent positive	Total
NORTHSIDE GWINNETT HOSPITAL		7	1	13%	8
MID-HUDSON VALLEY DIVISION OF WESTCHESTER MEDICAL		8			8
CVS CT718POCT ANSONIA		8			8
SARAH LAWRENCE COLLEGE HEALTH SERVICES		8			8
AIRCARE INTERNATIONAL		7	1	13%	8
DANIEL M LIBBY MD PLLC		8			8
NOVADX		2	6	75%	8
CVS PA2582POCT SPRINGFIELD		6	2	25%	8
CVS ME329POCT PORTLAND		8			8
CVS IN6551POCT MOORESVILLE		7	1	13%	8
NEW YORK PHYSICIANS LLP		8			8
TRUSTBRIDGE			8	100%	8
ADVANCED RESEARCH FOR HEALTH IMPROVEMENT		6	2	25%	8
CVS PA1074POCT KENNETT SQUARE		7	1	13%	8
MINUTECLINIC, LLC #03965		8			8
MINUTE-CLINIC DIAGNOSTIC OF VIRGINIA, LLC #794		7	1	13%	8
MEDEXPRESS URGENT CARE - YORK		5	3	38%	8
CAPRONA GROUP HOME		2	6	75%	8
TERRACINA LLC		2	6	75%	8
BLACK STALLION WALK IN AND EXERCISE CLINICS LLC		4	3	43%	7
CVS PA10034POCT PITTSBURGH		7			7
MEDEXPRESS URGENT CARE - EWING		7			7
CVS TX8322POCT AUSTIN		7			7
OPTUM PRIMARY CARE - FOUNTAIN OAKS		3	4	57%	7
GRACE REHABILITATION CENTER OF VERO BEACH		4	3	43%	7
CVS NM8918POCT ALBUQUERQUE		7			7
CAMELLIA AT DEERWOOD		2	5	71%	7
SANFORD MOBILE LAB		1	6	86%	7
EASTSIDE MEDICAL CENTER		6	1	14%	7
NU WAVE MEDICAL CENTER			7	100%	7
IAN C BOYKIN MD		4	3	43%	7
DOCTOR'S IN-HOUSE LAB/COMMUNITY HEALTH CENTERS OF PINELLAS -PINELLAS P			7	100%	7
FLORIDA HOSPITAL APOPKA		6	1	14%	7
DEVANSH LAB WERKS		1	6	86%	7
GENTRY PARK ORLANDO ASSISTED LIVING		6	1	14%	7
PRIMBIO RESEARCH INSTITUTE LLC		7			7
NELSON BIOLOGICAL			7	100%	7
CVS TX4397POCT CYPRESS		7			7
HEALTH CARE LABORATORY SERVICES		1	6	86%	7
MINUTECLINIC, LLC (CLINIC 10928)		7			7
DEPARTMENT OF HEALTH AND HUMAN SERVICES STATE OF NEW HAMPSHIRE			7	100%	7
ENTRUST IMMEDIATE CARE			7	100%	7
NYU WINTHROP HOSPITAL PATHOLOGY		7			7
CVS OH2518POCT COLUMBUS		6	1	14%	7
WILDLIGHT LAB			7	100%	7
HEARTLAND PEDIATRICS OF LAKE PLACID			7	100%	7

# COVID-19: testing by laboratory

Data through May 13, 2021 verified as of May 14, 2021 at 09:25 AM

Data in this report are provisional and subject to change.

The numbers in the table below represent the number of Florida and non-Florida residents for whom test results were received by the Department of Health. A person can be tested by more than one laboratory and can have both positive and negative results. **Therefore, the sum of the numbers in each column will be larger than the total number of people tested.**

Reporting lab	Inconclusive	Negative	Positive	Percent positive	Total
MINUTECLINIC DIAGNOSTIC OF OHIO #6147		6	1	14%	7
Bon Secours Place		6	1	14%	7
PENINSULA CARE AND REHABILITATION CENTER			7	100%	7
FAMILY MEDICINE MEDICAL DRIVE		7			7
CVS SC4382POCT SPARTANBURG		7			7
LAKE CITY CORRECTIONAL FACILITY			7	100%	7
Hiawatha Care Center		7			7
MEDEXPRESS URGENT CARE-SCOTT TOWNSHIP		6	1	14%	7
DIXIE COUNTY EMERGENCY SERVICES		1	6	86%	7
PALM GARDEN OF SUN CITY			7	100%	7
FLORIDA DIGESTIVE AND LIVER SPECIALIST		7			7
SOUTHEAST GEORGIA HEALTH SERVICES, LLC		7			7
SOUTHERN CORRECTIONAL MEDICINE LLC		7			7
MINUTECLINIC DIAGNOSTICS OF IND LLC		4	3	43%	7
MINUTECLINIC DIAG OF IND LLC #1138		6	1	14%	7
PERSONAL PHYSICIAN CARE PA			7	100%	7
CVS NC5532POCT SUMMERFIELD		7			7
MINUTECLINIC DIAGNOSTIC OF KENTUCKY		7			7
DOTHAN WEST FAMILY MEDICINE		5	2	29%	7
MINUTECLINIC DIAG OF IND, LLC #6910		7			7
Edward Hines, Jr. VA Hospital		6	1	14%	7
CVS OH6123POCT CINCINNATI		5	2	29%	7
BROOKDALE LAKE ORIENTA			7	100%	7
BAYCARE MEDICAL GROUP, INC		6	1	14%	7
PEDIATRICS OF CENTRAL FLORIDA		5	2	29%	7
BRADENTON PHYSICIANS MEDICAL CENTER			7	100%	7
LAWTON CHILES HEALTH CENTER		1	6	86%	7
BETH ISRAEL DEACONESS MEDICAL CENTER			7	100%	7
PUTNAM COUNTY PUBLIC HEALTH UNIT		5	2	29%	7
VICTORIAN MANOR		2	5	71%	7
ECLRS		2	5	71%	7
BELL-MINOR HOME		7			7
PEDIATRICS URGENT CARE, LLC			7	100%	7
MEDEXPRESS URGENT CARE-NESHANNOCK TWP		6	1	14%	7
MINUTECLINIC DIAGNOSTIC OF KANSAS PA		7			7
WALGREENS #03287		7			7
Englewood Health Care Center		7			7
COMMUNITY HEALTH CENTERS OF PINELLAS, INC		4	3	43%	7
SOUTHEAST GEORGIA HEALTH SYSTEM, INC D		7			7
Lenox on the Lake			7	100%	7
EXPICARE NURSING AGENCY, INC		5	2	29%	7
PANCARE HEALTH - HOSFORD SCHOOL			7	100%	7
OCALA REGIONAL KIDNEY CENTER EAST		2	5	71%	7
CVS CA8850POCT HUNTINGTON BEACH		6	1	14%	7
SOUTH COM HEALTH CLINIC, DEPT. OF THE ARMY		7			7
COMPLETE FAMILY CARE, LLC/UNIVERSITY OF SAINT MARY		7			7

# COVID-19: testing by laboratory

Data through May 13, 2021 verified as of May 14, 2021 at 09:25 AM

Data in this report are provisional and subject to change.

The numbers in the table below represent the number of Florida and non-Florida residents for whom test results were received by the Department of Health. A person can be tested by more than one laboratory and can have both positive and negative results. **Therefore, the sum of the numbers in each column will be larger than the total number of people tested.**

Reporting lab	Inconclusive	Negative	Positive	Percent positive	Total
FLORIDA HOSPITAL KISSIMMEE		4	3	43%	7
CVS PA813POCT RICHBORO		7			7
GRACE WELLNESS CENTER LLC		6	1	14%	7
SUPERIOR RESIDENCES AT CALA HILLS		7			7
KANSAS DEPARTMENT OF HEALTH		2	5	71%	7
GREENVILLE MEMORIAL HOSPITAL LAB			7	100%	7
LEPE'S HOUSE			7	100%	7
BROWNE MEDICAL LLC		5	2	29%	7
CVS TX1104POCT ALLEN		6	1	14%	7
FLORIDA PREMIER MEDICAL CARE PA			7	100%	7
FLORIDA ADDICTION AND RECOVERY CENTER INC		7			7
LOUISIANA DEPT OF HEALTH			7	100%	7
Thermopolis Rehabilitation Wellness		7			7
CRESTWOOD MEDICAL CENTER		5	2	29%	7
Consulate Health Care at West Altamonte			7	100%	7
HAPPY KIDZ PEDIATRICS PL		6	1	14%	7
FLORIDA CANCER SPECIALISTS & RESEARCH INSTITUTE		6	1	14%	7
LEVY COUNTY SHERIFF'S DEPT			7	100%	7
CVS NC3853POCT BURLINGTON		5	2	29%	7
BOONE DRUG & HEALTHCARE AT DEERFIELD			7	100%	7
NORTHSIDE HOSPITAL- CHEROKEE		5	2	29%	7
MEDEXPRESS URGENT CARE - LOGAN		7			7
DOCTORS HOSPITAL OF AUGUSTA		7			7
CARENOW URGENT CARE-SOUTHLAKE			7	100%	7
MEDEXPRESS URGENT CARE, CHAMBERSBURG		6	1	14%	7
CVS CT750POCT ENFIELD		7			7
ST. LUCIE COUNTY HEALTH DEPARTMENT		5	2	29%	7
MEDEXPRESS URGENT CARE - BLUEFIELD		6	1	14%	7
DALLAS COUNTY HEALTH AND HUMAN SERVICES			7	100%	7
MINUTECLINIC DIAGNOSTIC OF NEVADA-9586		6	1	14%	7
EL PARAISO HOME INC		7			7
CVS TN4624POCT KNOXVILLE		6	1	14%	7
CVS OH3080POCT HUBER HEIGHTS		6	1	14%	7
CVS MA299POCT WORCESTER		7			7
CVS IN6654POCT INDIANAPOLIS		6	1	14%	7
BALTIMORE CITY HEALTH DEPT COMMUNICABLE DISEASES AND EPIDEMIOLOGY			7	100%	7
ADVENTHEALTH CELEBRATION EMPLOYEE CLINIC		7			7
PENN MEDICINE PRINCETON MEDICAL CENTER		6	1	14%	7
FLORIDA SCHOOL FOR THE DEAF AND THE BLIND			7	100%	7
JUPITER ISLAND PUBLIC SAFETY		5	2	29%	7
DOCTORS CLINICAL LABORATORY, INC		5	2	29%	7
CVS SC5479POCT INDIAN LAND		6	1	14%	7
WOMENS CARE FLORIDA LLC		5	2	29%	7
CVS PA2687POCT EXTON		7			7
NOVANT HEALTH INPATIENT CARE		2	5	71%	7
MEDEXPRESS - COLLINSVILLE BELT LINE		5	2	29%	7

# COVID-19: testing by laboratory

Data through May 13, 2021 verified as of May 14, 2021 at 09:25 AM

Data in this report are provisional and subject to change.

The numbers in the table below represent the number of Florida and non-Florida residents for whom test results were received by the Department of Health. A person can be tested by more than one laboratory and can have both positive and negative results. **Therefore, the sum of the numbers in each column will be larger than the total number of people tested.**

Reporting lab	Inconclusive	Negative	Positive	Percent positive	Total
CARESOUTH HHA HOLDINGS OF TALLAHASSEE LLC		7			7
APC PEDIATRICS			7	100%	7
LYNMOORE,THE		7			7
Rutgers Health Rwj University Hospital - Laboratory		4	3	43%	7
HELIX MEDICAL CENTERS		1	6	86%	7
PARADISE VILLA ALF INCORPORATED		7			7
CVS TN7698POCT KNOXVILLE		7			7
KINGSWAY MEDICAL CENTER INC		4	3	43%	7
RIVER OAKS TREATMENT CENTER			7	100%	7
MANATEE PEDIATRICS			7	100%	7
CVS AZ9210POCT SCOTTSDALE		7			7
MEDEXPRESS URGENT CARE-DUBOIS		7			7
CVS MA1852POCT MEDWAY		7			7
WATAUGA MEDICAL CENTER		4	3	43%	7
MAXHEALTH		5	2	29%	7
MINUTECLINIC DIAGNOSTIC OF OHIO #2964		7			7
TREASURE COAST INFECTIOUS DISEASE CONSULTANTS		4	3	43%	7
TIFT REGIONAL HLTH SYSTEM, INC DBA SOU		7			7
EASTERN FLORIDA STATE COLLEGE - PALM BAY CAMPUS□			7	100%	7
MIAMI BEACH COMMUNITY HEALTH CENTER INC			7	100%	7
FLORIDA DEPARTMENT OF HEALTH IN MIAMI DADE COUNTY		5	2	29%	7
CVS GA5622POCT DALLAS		5	2	29%	7
YORK HOSPITAL: MICROBIOLOGY			7	100%	7
FRESENIUS KIDNEY CARE FORT WALTON BEACH			7	100%	7
CVS PA1296POCT DREXEL HILL		5	2	29%	7
CARENOW URGENT CARE-MADISON		7			7
KEYSTONE PLACE AT NAPLES PRESERVE		4	3	43%	7
MINUTECLINIC MINUTECLINIC #921		6	1	14%	7
HOLY GARDEN ALF, INC.		7			7
MINUTECLINIC, LLC #1431		6	1	14%	7
MINUTECLINIC OF NEVADA-2955 S FT APACH		7			7
QUE		4	3	43%	7
CVS NJ837POCT MARLTON		7			7
SHEEPSHEAD BAY URGENT CARE		7			7
PURECARE PHARMACY		6	1	14%	7
SIMPLE LABORATORIES LLC		7			7
KENDALL REGIONAL MEDICAL CNTR			7	100%	7
OCALA FAMILY MEDICAL CENTER		7			7
LAKE NONA PEDIATRICS IN ASSOCIATION WITH NEMOURS		5	2	29%	7
WEXFORD HEALTH SOURCES INC		7			7
MINUTE CLINIC LLC #1831		7			7
LEE COUNTY HEALTH DEPARTMENT		4	3	43%	7
COVID TESTING LLC			7	100%	7
SCHOOL OF PHARMACY AND PHARMACEUTICAL		7			7
DELAWARE DEPARTMENT OF HEATH		6	1	14%	7
MD NOW MEDICAL CENTER			7	100%	7

# COVID-19: testing by laboratory

Data through May 13, 2021 verified as of May 14, 2021 at 09:25 AM

Data in this report are provisional and subject to change.

The numbers in the table below represent the number of Florida and non-Florida residents for whom test results were received by the Department of Health. A person can be tested by more than one laboratory and can have both positive and negative results. **Therefore, the sum of the numbers in each column will be larger than the total number of people tested.**

Reporting lab	Inconclusive	Negative	Positive	Percent positive	Total
NEMOURS CHILDRENS, LAKE NONA			7	100%	7
IRL MARKET LAB			7	100%	7
CVS PA5241POCT CHALFONT		7			7
MCR HEALTH LAWTON CHILES ADMINISTRATION STE A		1	6	86%	7
GAINESVILLE PEDIATRIC ASSOCIATES		1	6	86%	7
Parkside Villa		7			7
ADVENTHEALTH MEDICAL GROUP INTERNAL MEDICINE AT		2	5	71%	7
DIAGNOSTIC & MEDICAL SPECIALISTS OF GREENWICH		5	2	29%	7
GUTHRIE CORNING HOSPITAL LABORATORY		7			7
LIZS ADULT CARE		7			7
TRUE HEALTH DIAGNOSTICS		1	6	86%	7
ABBAY MANOR RETIREMENT RESIDENCE INC		7			7
MINUTECLINIC DIAGNOSTIC OF VIRGINIA, LLC		7			7
ADVENT HEALTH APOPKA		3	4	57%	7
NEMOURS CHILDREN'S HOSPITAL			7	100%	7
NORTH FLORIDA MEDICAL CENTERS INC		1	6	86%	7
YAZJI PEDIATRIC CARE LLC DBA TUKA PEDIATRICS			7	100%	7
USCG SECTOR ST PETE		3	4	57%	7
MEDEXPRESS URGENT CARE - HOLLINS		7			7
MEDEXPRESS URGENT CARE-MUNCIE		7			7
NON-US			7	100%	7
Ocoee Health Care Center		7			7
BOYKIN		7			7
GALLUP INDIAN MEDICAL CENTER		7			7
MINUTECLINIC DIAG OF IND LLC #6998		6	1	14%	7
THE PALMS REHABILITATION AND HEALTHCARE CENTER		5	2	29%	7
TESTD			7	100%	7
AVON PARK PEDIATRICS			7	100%	7
CVS IN8669POCT INDIANAPOLIS		6	1	14%	7
QUALITY MEDICAL CARE			6	100%	6
SIGNATURE URGENT CARE			6	100%	6
LEHIGH REGIONAL MEDICAL CENTER LABORATORY		3	3	50%	6
CVS IL1170POCT JOLIET		6			6
DOCS URGENT CARE		1	5	83%	6
FLORIDA MEDICAL CLINIC -INTERNAL MED DADE CITY			6	100%	6
PREMIER FAMILY HEALTH PA			6	100%	6
LOS ALAMOS NATIONAL LABORATORY		6			6
MEDEXPRESS URGENT CARE - MBURG COMMONS		5	1	17%	6
CVS MINUTE CLINIC DIAGNOSTIC MED GRP OF CAL		5	1	17%	6
BAYSHORE POINTE NURSING AND REHAB CENTER			6	100%	6
MINUTECLINIC DIAGNOSTIC OF WISCONSIN, LLC		5	1	17%	6
OVIEDO CHILDRENS HEALTH CENTER LLC		1	5	83%	6
MANATEE MEMORIAL HOSPITAL CLINICAL LABORATORY			6	100%	6
ELITE MEDICAL CENTER		1	5	83%	6
BETHESDA COMMUNITY HEALTH CENTER			6	100%	6
Madison Health & Rehabilitation		6			6



# COVID-19: testing by laboratory

Data through May 13, 2021 verified as of May 14, 2021 at 09:25 AM

Data in this report are provisional and subject to change.

The numbers in the table below represent the number of Florida and non-Florida residents for whom test results were received by the Department of Health. A person can be tested by more than one laboratory and can have both positive and negative results. **Therefore, the sum of the numbers in each column will be larger than the total number of people tested.**

Reporting lab	Inconclusive	Negative	Positive	Percent positive	Total
MEDEXPRESS URGENT CARE - VINELAND S MA		6			6
PUBLIC HEALTH LAB		6			6
Army Residence Community		5	1	17%	6
PELICAN LANDING		1	5	83%	6
PROHEALTH MED		1	5	83%	6
MIAMI RESCUE MISSION CLINIC INC			6	100%	6
CVS IL8750POCT CHICAGO		4	2	33%	6
MINUTECLINIC LLC (2335)		5	1	17%	6
CVS NE8615POCT LINCOLN		5	1	17%	6
LRHS Southeastern University		4	2	33%	6
HUNTERS CREEK PEDIATRICS		6			6
CENTRAL JERSEY URGENT CARE OF BROWN MI		6			6
WELLMED AT APOLLO BEACH BLVD		4	2	33%	6
LUMADOC HEALTH		4	2	33%	6
MEDEXPRESS URGENT CARE - LEDGEWOOD		5	1	17%	6
WG WINDSOR WOODS SH LLC		6			6
CVS PA1379POCT LANSDALE		5	1	17%	6
OCHSNER MEDICAL CENTER			6	100%	6
REDMED OF CROSSTOWN		3	3	50%	6
ABSOLUTE HEALTH		5	1	17%	6
AMERICAN MEDICAL RESPONSE - DENVER		3	3	50%	6
ATLANTIC COMMUNITY HIGH SCHOOL		5	1	17%	6
CAREWELL 301 - WARWICK			6	100%	6
MEDICAL CENTER AT OCEAN REEF		1	5	83%	6
ADVENT HEALTH - TUSKAWILLA		4	2	33%	6
CVS MA2401POCT MARSHFIELD		5	1	17%	6
CVS SC5550POCT CLOVER		5	1	17%	6
PRINCIPLE HOSPICE SERVICE, LLC		1	5	83%	6
ADVENT HEALTH MEDICAL GROUP		5	1	17%	6
RADEAS			6	100%	6
TIMBER CREEK PEDIATRICS		6			6
GENTLE MEDICINE ASSOCIATES / DR. REGINE BATAILLE		6			6
CVS TX7821POCT LEAGUE CITY		6			6
COVID RAPID LABS		1	5	83%	6
FAMILY CARE MEDICAL CENTER			6	100%	6
MOUNT SINAI BROOKLYN LABORATORY		5	1	17%	6
PRESBYTERIAN HOME		6			6
CVS OH10893POCT PARMA		3	3	50%	6
METALBDX		6			6
POWERS PEDIATRICS			6	100%	6
CVS CA9963POCT SAN DIEGO		6			6
OURMED		5	1	17%	6
CVS SC4122POCT TAYLORS		6			6
MARSHALL MEDICAL CENTER SOUTH LAB		5	1	17%	6
ANTHONY-BROWN PHARMACY		6			6
CVS MA2172POCT NORTH GRAFTON		6			6

# COVID-19: testing by laboratory

Data through May 13, 2021 verified as of May 14, 2021 at 09:25 AM

Data in this report are provisional and subject to change.

The numbers in the table below represent the number of Florida and non-Florida residents for whom test results were received by the Department of Health. A person can be tested by more than one laboratory and can have both positive and negative results. **Therefore, the sum of the numbers in each column will be larger than the total number of people tested.**

Reporting lab	Inconclusive	Negative	Positive	Percent positive	Total
FLEET LANDING			6	100%	6
CVS AZ33POCT TEMPE		6			6
PLEASANTVILLE OF SEBASTIAN LLC			6	100%	6
NORTH OKALOOSA CLINIC CORP		3	3	50%	6
TULLAHOMA HMA, LLC		5	1	17%	6
CONCENTRA			6	100%	6
PALMETTO HEALTH ALLIANCE		3	3	50%	6
BAYCARE ALLIANT HOSPITAL			6	100%	6
PALM HARBOR DERMATOLOGY		4	2	33%	6
FLORIDA DEPARTMENT OF HEALTH SEMINOLE COUNTY		1	5	83%	6
CENTRAL FLORIDA PRIMARY CARE			6	100%	6
HOLLY HILL HOME INFUSION SERVICE		5	1	17%	6
ALL4KIDZ PEDIATRICS LLC		3	3	50%	6
CLINICAL CARE ASSOCIATES			6	100%	6
PENN NURSING CENTER		6			6
CURATIVE CARE CENTER INC		1	5	83%	6
Mitchell Hollingsworth Nursing and Rehab		6			6
BNR PHARMACY INC		6			6
CVS CA9823POCT SACRAMENTO		6			6
CVS NJ2815POCT E BRUNSWICK		4	2	33%	6
CVS MINUTE CLINIC DIAGNOSTIC OF TEXAS		5	1	17%	6
MED EXPRESS URGENT CARE PC - MARYLAND		5	1	17%	6
CVS IN6572POCT INDIANAPOLIS		6			6
LAKEVIEW TERRACE HOME HEALTH SERVICES LLC			6	100%	6
PANCARE HEALTH - ALTHA PUBLIC			6	100%	6
Jewish Home of Rochester		6			6
CVS NATIONAL HARBOR MD2297714CV		6			6
MINUTECLINIC LLC #5041		2	4	67%	6
UW MEDICINE VIROLOGY LAB			6	100%	6
MARIANNA CBOC		6			6
GENESIS FAMILY PRACTICE		3	3	50%	6
Kroger 673 - The Little Clinic Dallas		5	1	17%	6
MINUTECLINIC DIAGNOSTIC OF TN PC #442		4	2	33%	6
QUICK CARE MED WALK IN AND URGENT CARE			6	100%	6
RIVERVIEW ALF OPERATOR LLC		1	5	83%	6
MEDEXPRESS URGENT CARE - WAXAHACHIE, N HIGHWAY 77		4	2	33%	6
MAXCARE CLINIC			6	100%	6
PHYSICIANS URGENT CARE BERRY FARMS		4	2	33%	6
MINUTECLINIC DIAGNOSTIC OF OHIO #6139		6			6
ALLEGRO FLEMING ISLAND		1	5	83%	6
MEDEXPRESS URGENT CARE - FREDERICK		6			6
DOCTORS OFFICE OF NEW JERSEY		6			6
ARLINGTON OF NAPLES		6			6
MINUTECLINIC DIAG OF IND, LLC #6553		6			6
FLORIDA MEDICAL SPECIALISTS		2	4	67%	6
MEDEXPRESS URGENT CARE PENNSVILLE		4	2	33%	6

# COVID-19: testing by laboratory

Data through May 13, 2021 verified as of May 14, 2021 at 09:25 AM

Data in this report are provisional and subject to change.

The numbers in the table below represent the number of Florida and non-Florida residents for whom test results were received by the Department of Health. A person can be tested by more than one laboratory and can have both positive and negative results. **Therefore, the sum of the numbers in each column will be larger than the total number of people tested.**

Reporting lab	Inconclusive	Negative	Positive	Percent positive	Total
NORTHPORT MEDICAL CENTER LAB		6			6
ADVENTHEALTH MEDICALGROUP PEDIATRICS AT ORLANDO		6			6
MERCY URGENT CARE			6	100%	6
MEDEXPRESS URGENT CARE - HUNTINGTON WE		6			6
CVS MO5655POCT LIBERTY		3	3	50%	6
DELAWARE PUBLIC HEALTH LABORATORY		2	4	67%	6
HEARTLAND HOME HEALTH CARE		6			6
Northwell Lab		2	4	67%	6
MEDEXPRESS URGENT CARE PLEASANT HILLS		5	1	17%	6
SOUTHEASTERN DERMATOLOGY GROUP PA		5	1	17%	6
WALGREENS SARASOTA		5	1	17%	6
Oakwood - North Baldwins Center for Living		6			6
ORLANDO HEALTH PHYSICIAN GROUP			6	100%	6
KIDS CORNER PEDIATRICS PLLC		5	1	17%	6
MINUTECLINIC, DIAGNOSTIC OF TEXAS, LLC		6			6
ASCENSION ST VINCENT'S CLAY COUNTY			6	100%	6
XPRESS URGENT CARE LLC		6			6
UNILAB		2	4	67%	6
UNIVERISTY OF MIAMI			6	100%	6
MEDEXPRESS URGENT CARE-PITTSFIELD		6			6
APALACHEE CENTER INC		4	2	33%	6
WIREGRASS MEDICAL CENTER			6	100%	6
MINUTECLINIC, LLC #07876		5	1	17%	6
MINUTECLINIC DIAG OF IND LLC #6840		6			6
CHILDREN'S HOSPITAL OF PHILADELPHIA		5	1	17%	6
QUATRACOR PLLC		6			6
CVS IL5797POCT CAROL STREAM		6			6
BROWARD TRANSITIONAL CENTER			6	100%	6
RURAL HEALTH CARE INC			6	100%	6
ST LUKES HOSPITAL LABORATORY		2	4	67%	6
AMERICAN HEALTH ASSOC. LABORATORY SOUTH		4	2	33%	6
MEDEXPRESS URGENT CARE - PRINCETON		5	1	17%	6
AARK LABORATORY		6			6
CVS NH6596POCT HAMPTON		6			6
FIFTH AVENUE PEDIATRICS		3	3	50%	6
CLINICAL ASSOCIATES OF ORLANDO LLC		6			6
THE WINDSOR OF OCALA		2	4	67%	6
ELITE MD GROUP INC		2	4	67%	6
RIVER CITY PRIMARY AND URGENT CARE			6	100%	6
PEACE OF MIND REHAB CENTER		6			6
MINUTECLINIC, LLC #07852		5	1	17%	6
CVS PA2688POCT COLLEGEVILLE		6			6
FAMILY TREE PRIMARY CARE		5	1	17%	6
PRINCETON BMC LABORATORY		6			6
FLORIDA HEALTHCARE OF ORLANDO		1	5	83%	6
UPMC HEALTH SYSTEM		4	2	33%	6

# COVID-19: testing by laboratory

Data through May 13, 2021 verified as of May 14, 2021 at 09:25 AM

Data in this report are provisional and subject to change.

The numbers in the table below represent the number of Florida and non-Florida residents for whom test results were received by the Department of Health. A person can be tested by more than one laboratory and can have both positive and negative results. **Therefore, the sum of the numbers in each column will be larger than the total number of people tested.**

Reporting lab	Inconclusive	Negative	Positive	Percent positive	Total
URGENT CARE HOUSECALLS PA		5	1	17%	6
PROGRESS PHARMACY INC		1	5	83%	6
UT SOUTHWESTERN MEDICAL CENTER			6	100%	6
FLORIDA WOMAN CARE LABORATORY			6	100%	6
MEDEXPRESS URGENT CARE - ELM GROVE		5	1	17%	6
DEPARTMENT OF HEALTH AND HUMAN SERVICES DIVISION OF BEHAVIORAL HEALTH		1	5	83%	6
GUTHRIE MEDICAL GROUP LABORATORIES		6			6
MERCY COLLEGE HEALTH OFFICE		6			6
ADVENTHEALTH CAR CENTER APOPKA			6	100%	6
FIRST COAST CARDIOVASCULAR INSTITUTE PA			6	100%	6
CVS NJ2508POCT MANALAPAN		6			6
AMERICAN EAGLE LEESBURG AL LLC DBA VISTA LAKE			6	100%	6
CVS TX7825POCT FRISCO		5	1	17%	6
MEDEXPRESS - NEWARK		6			6
QUENTIN N BURDICK MEMORIAL HEALTH CARE		6			6
CVS GA2279POCT SUWANEE		6			6
TEXAS MEDCLINIC			6	100%	6
SANTOS REHABILITATION CENTER INC			6	100%	6
MEDEXPRESS URGENT CARE-HERSHEY		5	1	17%	6
THE LITTLE CLINIC			6	100%	6
CELAL GUROL ERBAY, MD			6	100%	6
CVS MO10053POCT SAINT PETERS		6			6
MEDEXPRESS URGENT CARE - WEIRTON		6			6
PATHGROUP LABS, LLC		4	2	33%	6
BROOKDALE CLERMONT			6	100%	6
MORRIS HALL/ST JOSEPH NURSING CENTER		6			6
DAVISON HEALTH CENTER WESLEYAN UNIVERS		6			6
ENIGMA DIAGNOSTIC, INC.			6	100%	6
STARMED FAMILY & URGENT CARE			6	100%	6
PR HEALTH		1	5	83%	6
Kennedy University Hospital		5	1	17%	6
SARASOTA IMMEDIATE CARE			6	100%	6
LPG COCONUT POINT - FAMILY/ INTERNAL MEDICINE		6			6
CVS OH3393POCT AURORA		5	1	17%	6
CITIZENS BAPTIST MEDICAL CENTERS LAB		5	1	17%	6
TAMiami LAB MILLENIUM			6	100%	6
CVS KY2332POCT GEORGETOWN		5	1	17%	6
CVS MD1515POCT LEONARDTOWN		4	2	33%	6
JERSEY SHORE MEDICAL CENTER		6			6
PARADIGM LABORATORIES			6	100%	6
JOSEF SCHENKER, MD, PC		6			6
VIERA PEDIATRICS		1	5	83%	6
HILLSBOROUGH COUNTY HEALTH DEPARTMENT			6	100%	6
UF HEALTH PATHOLOGY LABORATORIES			6	100%	6
GOPATH LABORATORIES			6	100%	6
MIZELL MEMORIAL HOSPITAL			6	100%	6

# COVID-19: testing by laboratory

Data through May 13, 2021 verified as of May 14, 2021 at 09:25 AM

Data in this report are provisional and subject to change.

The numbers in the table below represent the number of Florida and non-Florida residents for whom test results were received by the Department of Health. A person can be tested by more than one laboratory and can have both positive and negative results. **Therefore, the sum of the numbers in each column will be larger than the total number of people tested.**

Reporting lab	Inconclusive	Negative	Positive	Percent positive	Total
UNILAB OF DADE INC			6	100%	6
NORTH FLORIDA PEDIATRICS JASPER			6	100%	6
CANDLER HOSPITAL PATHOLOGY LABORATORY		4	2	33%	6
CVS MA1095POCT AMHERST		5	1	17%	6
CVS MA447POCT NORTHAMPTON		4	2	33%	6
RHEA MEDICAL CENTER		6			6
Wilkes-Barre VAMC		6			6
TALLAHASSEE MEMORIAL HEALTHCARE			6	100%	6
MEDEXPRESS URGENT CARE - SUMMERSVILLE, WEBSTER RD		6			6
CAREMOUNT MEDICAL PC		6			6
VALSPAR CHAMPIONSHIP		6			6
CVS TX10140POCT THE WOODLANDS		5	1	17%	6
GENEVA GENERAL HOSPITAL LABORATORY		4	2	33%	6
CVS NV2928POCT LAS VEGAS		6			6
HELIX KH UC		1	5	83%	6
ARC POINT LABS OF AUSTIN NORTH			6	100%	6
Advanced Care Center			6	100%	6
MEDEXPRESS URGENT CARE - NORTH LITTLE		5	1	17%	6
CVS OK6225POCT EDMOND		6			6
WAKEMED		1	5	83%	6
CVS MA957POCT WEST SPRINGFIELD		6			6
CVS IN5696POCT FORT WAYNE		6			6
MEDEXPRESS URGENT CARE SHADYSIDE		5	1	17%	6
ST BARNABAS HOSPITAL		6			6
ST VINCENTS AMBULATORY CARE INC		3	3	50%	6
BOCA VIPEDIATRICS			6	100%	6
SAINT PETER'S UNIVERSITY HOSPITAL		6			6
CVS MA1845POCT WILMINGTON		5	1	17%	6
The Oaks of Clearwater		6			6
DISCOVERY VILLAGE AT DEERWOOD			6	100%	6
VILLAGES HEALTH, THE		4	2	33%	6
CVS MI8049POCT WATERFORD		5	1	17%	6
RAPID MEDLAB (004M0)		5	1	17%	6
SOUTHERN OCEAN MEDICAL CENTER		6			6
MINUTECLINIC MINUTECLINIC #3665		6			6
COMPUNET CLINICAL LAB			6	100%	6
CAPITAL HEALTH PLAN LABORATORIES			6	100%	6
Northport VAMC		6			6
MEDEXPRESS URGENT CARE - KOKOMO		6			6
CDRX INFUSION			6	100%	6
TAMPA FAMILY HEALTH CENTER		1	5	83%	6
WALGREENS # 04440		5	1	17%	6
SALINE CARE NURSING & REHABILITATION CENTER		6			6
CVS TN6414POCT SMYRNA		4	2	33%	6
RANDOLPH COUNTY HEALTH & REHABILITATIO		6			6
CVS TX2263POCT SAN ANTONIO		6			6

# COVID-19: testing by laboratory

Data through May 13, 2021 verified as of May 14, 2021 at 09:25 AM

Data in this report are provisional and subject to change.

The numbers in the table below represent the number of Florida and non-Florida residents for whom test results were received by the Department of Health. A person can be tested by more than one laboratory and can have both positive and negative results. **Therefore, the sum of the numbers in each column will be larger than the total number of people tested.**

Reporting lab	Inconclusive	Negative	Positive	Percent positive	Total
IVY ROSEN MD PLLC		6			6
WELLMED AT FORT PIERCE		4	2	33%	6
HENDRY REGIONAL CONVENIENT CARE CENTER			6	100%	6
ADVANCED URGENT CARE OF MARATHON		1	5	83%	6
MCKENZIE-WILLAMETTE MEDICAL CENTER LAB		6			6
UT MEMPHIS UNIVERSITY HEALTH SERVICES			6	100%	6
BROWARD COUNTY HEALTH DEPT.			6	100%	6
MOBILE HEALTH MEDICAL SERVICES PC		5			5
WATERTOWN URGENT CARE PLLC		5			5
SOUTH FLORIDA FAMILY HEALTH & RESEARCH CTR			5	100%	5
MD NOW MEDICAL CENTER INC			5	100%	5
SIENA COLLEGE SPORTS MEDICINE CENTER		5			5
NIBHA MEDIRATTA MD PL			5	100%	5
LabCorp of America			5	100%	5
MIAMI MEDICAL CONSULTANT PA			5	100%	5
KEYSTONE REHABILITATION AND HEALTH CENTER		1	4	80%	5
CVS IL4778POCT EVANSTON		5			5
COOPER HOSPITAL/UNIVERSITY MEDICAL		5			5
CLEVELAND CLINIC MARTIN HEALTH NURSING & RESTORATIVE		5			5
CVS IN7653POCT EVANSVILLE		4	1	20%	5
COPELAND MEDICAL CLINIC		3	2	40%	5
CARE CENTER OF LAKE PLACID		1	4	80%	5
MINUTECLINIC DIAGNOSTIC OF MICHIGAN, P		5			5
PEDIATRICS OF CENTRAL FLORIDA – POINCIANA		3	2	40%	5
Kroger 449 - The Little Clinic Mountain Park		4	1	20%	5
MEDEXPRESS - NEW CASTLE, DUPONT HWY		4	1	20%	5
INFECTION CONTROL/ EMPHEALTH		3	2	40%	5
GENTLE HANDS MOBILE PHLEBOTOMY			5	100%	5
ATLANTA PLUS URGENT CARE			5	100%	5
FLORIDA PRIMARY & SPECIALTY CARE		5			5
FHPG FAMILY MEDICAL CENTER OF TAMPA BAY		1	4	80%	5
ST JOSEPHS HOSPITAL PATHOLOGY LAB		4	1	20%	5
ADVANCED PEDIATRICS OF BOCA LLC			5	100%	5
Wynfield Park Health and Rehabilitation		5			5
PUTNAM HOSPITAL CENTER LABORATORY		5			5
LAKE MARY HEALTH AND REHABILITATION CENTER		1	4	80%	5
MEDEXPRESS URGENT CARE - WEST ST PAUL, ROBERT ST S		4	1	20%	5
Hillspring of Springboro		5			5
VIDANT MEDICAL CENTER			5	100%	5
FRANCES WARDE MEDICAL LABORATORY		2	3	60%	5
WELL HEALTH WORKS, LLC - THE GARDEN THEATER		5			5
ST JOSEPHS BEHAVIORAL HEALTH CENTER			5	100%	5
IMMERSION RESIDENTIAL LLC			5	100%	5
CAREMOUNT MEDICAL PC - BEDFORD URGENT		5			5
EASTCHESTER PEDIATRIC MEDICAL GROUP		5			5
SAFETY HARBOR SENIOR LIVING			5	100%	5

# COVID-19: testing by laboratory

Data through May 13, 2021 verified as of May 14, 2021 at 09:25 AM

Data in this report are provisional and subject to change.

The numbers in the table below represent the number of Florida and non-Florida residents for whom test results were received by the Department of Health. A person can be tested by more than one laboratory and can have both positive and negative results. **Therefore, the sum of the numbers in each column will be larger than the total number of people tested.**

Reporting lab	Inconclusive	Negative	Positive	Percent positive	Total
MONTCLAIR STATE UNIV/HLTH & WELLNESS		5			5
WOODHULL MEDICAL AND MENTAL HEALTH CTR		5			5
PINECREST PEDIATRICS GROUP LLC			5	100%	5
BLUETAIL MEDICAL GROUP, LLC		4	1	20%	5
FAMILY TREE DNA			5	100%	5
CVS SC1540POCT MYRTLE BEACH		4	1	20%	5
INVERNESS FAMILY CARE HIGH RISK PLLC			5	100%	5
LIVING WATERS MEDICAL CENTER			5	100%	5
NAVAL MEDICAL CENTER			5	100%	5
MARION COUNTY FIRE RESCUE		3	2	40%	5
FALLSBURG CHAI		5			5
MORGAN STANLEY HEALTH CENTER		5			5
FRESENIUS MEDICAL CARE			5	100%	5
WASHINGTON COLLEGE HEALTH SERVICES		5			5
IPSUM DIAGNOSTICS LLC		5			5
MEDEXPRESS URGENT CARE- ALLISON PARK		3	2	40%	5
OLEAN GENERAL HOSPITAL		5			5
PHYSICIANS IMMEDIATE CARE ELGIN			5	100%	5
FLORIDA PRIMARY CARE AND SPORTS MEDICINE INC		2	3	60%	5
MINUTECLINIC DIAGNOSTIC OF PENNSYLVAN		4	1	20%	5
RUSSELL SAGE COLLEGE WELLNESS CENTER		5			5
PM PEDIATRICS OF SELDEN		3	2	40%	5
URGENT CARE COASTAL GA			5	100%	5
BAYSHORE LABORATORY		4	1	20%	5
SONATA VERO BEACH		5			5
CAREHERE LCS- EUSTIS			5	100%	5
MINUTECLINIC DIAG OF IND, LLC #6483		3	2	40%	5
FRESENIUS KIDNEY CARE SOUTH ORLANDO			5	100%	5
MEDEXPRESS URGENT CARE - CHERRY HILL		5			5
NORTH DADE NURSING AND REHABILITATION CENTER			5	100%	5
PRL NYC PANDEMIC RESPONSE LAB			5	100%	5
COLUMBIA MEMORIAL HOSPITAL LABORATORY		5			5
MEDEXPRESS URGENT CARE LAVAL		5			5
CVS NV408817POCT LAS VEGAS		1	4	80%	5
MINUTECLINIC LLC #3351			5	100%	5
ATLANTIC SURGERY CENTER OF JACKSONVILLE BEACH		5			5
URGENT MED INC		3	2	40%	5
LAFAYETTE NURSING AND REHAB			5	100%	5
SOUTH BEND MEDICAL FOUNDATION			5	100%	5
WASHINGTON STATE DEPARTMENT OF HEALTH PUBLIC HEALTH LABORATORIES			5	100%	5
MINNESOTA DEPARTMENT OF HEALTH PUBLIC HEALTH LABORATORY DIVISION	1		4	80%	5
CVS AZ10150POCT PHOENIX		4	1	20%	5
CVS TX5877POCT PEARLAND		5			5
NEW YORK STATE DEPARTMENT OF HEALTH			5	100%	5
PBSO HEALTH AND WELLNESS CENTER		1	4	80%	5
PATIENT FIRST - ALLENTOWN			5	100%	5

# COVID-19: testing by laboratory

Data through May 13, 2021 verified as of May 14, 2021 at 09:25 AM

Data in this report are provisional and subject to change.

The numbers in the table below represent the number of Florida and non-Florida residents for whom test results were received by the Department of Health. A person can be tested by more than one laboratory and can have both positive and negative results. **Therefore, the sum of the numbers in each column will be larger than the total number of people tested.**

Reporting lab	Inconclusive	Negative	Positive	Percent positive	Total
MENORAH MANOR			5	100%	5
LABCORP UNSPECIFIED		5			5
URGENT TEAM MANAGEMENT OF TENNESSEE, L		4	1	20%	5
MEDEXPRESS URGENT CARE - MOUNTAIN HOME		4	1	20%	5
TANNER MEDICAL CENTER EAST AL		5			5
HEALTHCARE NETWORK OF SOUTHWEST FLORIDA			5	100%	5
WESTMINSTER SHORES			5	100%	5
FLORIDA HOSPITAL LAKE MARY		5			5
MID - FLORIDA PATHOLOGY LLC		1	4	80%	5
AUGUSTA HEALTH			5	100%	5
BRIGHAM AND WOMEN'S HOSPITAL		1	4	80%	5
CYPRESS CREEK MEDICAL CENTER			5	100%	5
MEDEXPRESS URGENT CARE MARTINSBURG		3	2	40%	5
PEDIATRICS OF ALTAMONTE		5			5
STVHCS - Dental Outpatient Clinic		5			5
CVS AZ9290POCT PHOENIX		4	1	20%	5
MIDDLEBURG VA CBOC		4	1	20%	5
FOUNDCARE, INC			5	100%	5
EAST CENTRAL FLORIDA OUT PATIENT IMAGING			5	100%	5
CARL R DARNALL ARMY MEDICAL CENTER			5	100%	5
MINUTECLINIC DIAGNOSTIC OF NH, LLC (CL		4	1	20%	5
CLINICAL LABORATORIES OF THE BUFFALO		4	1	20%	5
MEMORIAL HEALTHCARE SYSTEM		1	4	80%	5
MINUTECLINIC DIAG OF IND, LLC #6472		5			5
CONCENTRA - ORLANDO SOUTH II		4	1	20%	5
WALGREENS# 00323		5			5
NORTHWOOD UNIVERSITY-BENNETT SPORTS CENTER		5			5
LEVY COUNTY DEPT. OF PUBLIC SAFETY		2	3	60%	5
GOOD SAMARITAN HOSPITAL		3	2	40%	5
MEDEXPRESS URGENT CARE - BECKLEY		3	2	40%	5
FLORIDA DEPARTMENT OF HEALTH - INVERNESS		3	2	40%	5
PEDIATRIC URGENT HEALTH CARE			5	100%	5
ELDER ALTERNATIVES INC		3	2	40%	5
PATIENT FIRST			5	100%	5
BAPTIST HEALTH - TOWN CENTER			5	100%	5
MINUTECLINIC DIAG OF IND, LLC #5369		4	1	20%	5
CVS MA634POCT KINGSTON		4	1	20%	5
JOHN T MACKAY MD			5	100%	5
STEUBEN COUNTY PUBLIC HEALTH		5			5
Kroger 099 - The Little Clinic Fort Collins		5			5
ADVENTHEALTH MEDICAL GROUP COMMUNITY MEDICINE		4	1	20%	5
CVS CA9606POCT TEMECULA		5			5
CVS OH2486POCT NILES		3	2	40%	5
CLINICAL PATHOLOGY LABORATORIES			5	100%	5
GRADY MEMORIAL HOSPITAL/MICRO			5	100%	5
ST JOHNS BIOMEDICAL LAB		5			5



# COVID-19: testing by laboratory

Data through May 13, 2021 verified as of May 14, 2021 at 09:25 AM

Data in this report are provisional and subject to change.

The numbers in the table below represent the number of Florida and non-Florida residents for whom test results were received by the Department of Health. A person can be tested by more than one laboratory and can have both positive and negative results. **Therefore, the sum of the numbers in each column will be larger than the total number of people tested.**

Reporting lab	Inconclusive	Negative	Positive	Percent positive	Total
PINES HEALTH MART PHARMACY		5			5
SJH			5	100%	5
PRECISION LABS LLC		2	3	60%	5
UNIVERISTY OF MEMPHIS ATHLETIC TRAINI		5			5
NOVANT HEALTH UVA		2	3	60%	5
PIEDMONT FAYETTE HOSPITAL		3	2	40%	5
XRL SXF REF LAB		5			5
ELIAS KANAAN MD PA		5			5
RELIANT IMMUNE DIAGNOSTICS			5	100%	5
FLORIDA HEALTH CARE PLANS STIRLING CENTER			5	100%	5
AHC Decatur County		5			5
COVENANT COLLEGE HEALTH SERVICES		5			5
METHODIST HEALTHCARE UNIVERSITY HOSPIT		5			5
ADVANCED HEART CARE OF SOUTH FLORIDA		5			5
THE UNIVERSITY OF VERMONT MEDICAL CENTER		4	1	20%	5
WALGREENS # 09788		5			5
WILLIAM S MIDDLETON MEMORIAL VET HOSP		5			5
AMI ST FRANCIS HOSPITAL LABORATORY		4	1	20%	5
GULF COAST VETERANS HCS PANAMA CITY OPC		5			5
Home Health Care Clinic		4	1	20%	5
MEDEXPRESS URGENT CARE- COLUMBIA HEIGH		5			5
UNC HOSPITAL/MCLENDON CLINICAL LABORATORIES			5	100%	5
CVS IL7017POCT BLOOMINGTON		5			5
HAWTHORNE HEALTH AND REHABILITATION			5	100%	5
CARENOW URGENT CARE - CENTRAL AUSTIN		1	4	80%	5
CVS MA929POCT FRANKLIN		5			5
INTERNAL MEDICINE & PRIMARY CARE ASSOCIATES, PLC			5	100%	5
OPTUMCARE FLORIDA, LLC		3	2	40%	5
CVS MA394POCT SEEKONK		5			5
HELIX URGENT CARE			5	100%	5
ELEVATION HEALTH LABORATORY		5			5
MINUTECLINIC, LLC #7139		5			5
FORSYTH HOUSE			5	100%	5
ST LUCIE COUNTY HEALTH DEPARTMENT		4	1	20%	5
MEDEXPRESS URGENT CARE - BRIDGEVILLE		5			5
NORTH SHORE HEMATOLOGY-ONCOLOGY ASSOCIATES, PC		5			5
CVS NC7548POCT FUQUAY VARINA		4	1	20%	5
SOUTH FLORIDA RESEARCH ORGANIZATION			5	100%	5
URGENT CARE OF ERWIN		5			5
CVS OH6149POCT UPPER ARLINGTON		2	3	60%	5
FASTCARE LLC			5	100%	5
ARKANSAS DEPARTMENT OF HEALTH			5	100%	5
AMAVIDA		5			5
Brookcrest Nursing Home		5			5
PATIENT FIRST - LEESBURG			5	100%	5
SOUTHEAST GEORGIA PHYSICIAN ASSOCIATES		4	1	20%	5

# COVID-19: testing by laboratory

Data through May 13, 2021 verified as of May 14, 2021 at 09:25 AM

Data in this report are provisional and subject to change.

The numbers in the table below represent the number of Florida and non-Florida residents for whom test results were received by the Department of Health. A person can be tested by more than one laboratory and can have both positive and negative results. **Therefore, the sum of the numbers in each column will be larger than the total number of people tested.**

Reporting lab	Inconclusive	Negative	Positive	Percent positive	Total
CVS IN6757POCT COLUMBUS		5			5
INNOVATIVE COVID-DIVERSEY			5	100%	5
MEDICAL UNIVERSITY SC HOSPITAL			5	100%	5
ALPHADERA LABS, LLC			5	100%	5
CFP PHYSICIANS GROUP			5	100%	5
BEACH HOUSE		5			5
MID FLORIDA HEALTH INC			5	100%	5
WILLOW CREEK RETIREMENT CENTER		5			5
UNIVERSITY OF MIAMI / SCCC RESEARCH LABORATORY			5	100%	5
WHITE WILSON MEDICAL CENTER - FWB		1	4	80%	5
Rosedale Green		5			5
SAN DIEGO COUNTY PUBLIC HEALTH LAB			5	100%	5
LAKEVIEW HEALTHCARE SYSTEM LLC			5	100%	5
CVS GA5637POCT VILLA RICA		5			5
THE DOCTOR'S OFFICE OF WEST CALDWELL		5			5
CVS OH3329POCT LAKEWOOD		5			5
RAS MEDICAL SOLUTIONS, LLC		4	1	20%	5
WEST PACIFIC MEDICAL LABORATORY			5	100%	5
Life Care Center of Estero			5	100%	5
BIOTECH CLINICAL LABORATORY			5	100%	5
UNIVERSITY OF CHICAGO MEDICAL CENTER LAB			5	100%	5
NORTHERN MICHIGAN UNIVERSITY ATHLETICS		5			5
WINCHESTER MEDICAL CENTER			5	100%	5
UCF STUDENT HEALTH SERVICES LABORATORY		2	3	60%	5
VEIL VALLEY MEDICAL CENTER			5	100%	5
MASSASHUSETTS STATE LAB INSTITUTE		2	3	60%	5
COMMONS AT ORLANDO LUTHERAN TOWERS SNF			5	100%	5
WYOMING PUBLIC HEALTH LAB			5	100%	5
SEASIDE MANOR			5	100%	5
ADVENTHEALTH MEDICAL GROUP PEDIATRICS AT APOPKA		5			5
ADVENTHEALTH MEDICAL GROUP PEDIATRICS		2	3	60%	5
VA SALT LAKE CITY HCS		5			5
LABS PLUS LLC		5			5
THE DOCTORS CENTER HEALTHCARE-SOUTHSIDE		1	4	80%	5
PRECISION DIAGNOSTICS INC - NJ		5			5
ALVARO J DANGOND MD PA		4	1	20%	5
CITRUS HEALTH NETWORK INC		2	3	60%	5
WELLSTAR DOUGLAS HOSPITAL LABORATORY		5			5
DEPARTMENT OF PATHOLOGY ROME MEMORIAL		3	2	40%	5
Walker BaptistMedCtr		4	1	20%	5
SUTTER TRACY COMMUNITY HOSPITAL			5	100%	5
CVS PA1657POCT YORK		4	1	20%	5
VA PRIMARY CARE ANNEX			5	100%	5
MEDEXPRESS URGENT CARE - WALDORF, CRAIN HWY		5			5
KINGSTON RESIDENCE OF MARION		5			5
AHF PUBLIC HEALTH LABORATORY			5	100%	5

# COVID-19: testing by laboratory

Data through May 13, 2021 verified as of May 14, 2021 at 09:25 AM

Data in this report are provisional and subject to change.

The numbers in the table below represent the number of Florida and non-Florida residents for whom test results were received by the Department of Health. A person can be tested by more than one laboratory and can have both positive and negative results. **Therefore, the sum of the numbers in each column will be larger than the total number of people tested.**

Reporting lab	Inconclusive	Negative	Positive	Percent positive	Total
LIFEPLUS HEALTHCARE GROUP INC		5			5
MINUTECLINIC DIAGNOSTIC OF OHIO #6192		5			5
BOND & STEELE CLINIC PA D/B/A BOND CLINIC PA		5			5
MINUTECLINIC DIAG OF IND, LLC #8645		5			5
NATURE COAST PRIMARY CARE LAB LLC		1	4	80%	5
Park Ridge Nursing Center		3	2	40%	5
MINUTECLINIC DIAGNOSTIC MED GRP OF ORA		4	1	20%	5
AKRON GENERAL MEDICAL CENTER MAIN		5			5
WOMACK ARMY MEDICAL CENTER			5	100%	5
FINLAY		1	4	80%	5
Arbors at Marietta		5			5
AEL KNOXVILLE			5	100%	5
REGIONAL MEDICAL CENTER BAYONET POINT			5	100%	5
TANNER MEDICAL CENTER LABORATORY		4	1	20%	5
BAPTIST HOSPITAL EMPLOYEE HEALTH OFF			5	100%	5
ALLIANCE FOR MULTISPECIALTY RESEARCH		5			5
VIBRA HEALTH LABORATORY			5	100%	5
EXCEL URGENT CARE OF NJ, LLC		3	2	40%	5
PREMIER PEDIATRICS		1	4	80%	5
PIEDMONT NEWNAN HOSPITAL		4	1	20%	5
MONTEFIORE MEDICAL CENTER LABS MONTEFIORE		4	1	20%	5
PIEDMONT HOSPITAL LAB			5	100%	5
PORT ORANGE NURSING & REHAB			5	100%	5
MEDEXPRESS URGENT CARE - WILKES BARRE		4	1	20%	5
REHABILITATION CENTER AT JUPITER GARDENS		5			5
APOLLO GARDENS RETIREMENT RESIDENCE CARE		5			5
MEDEXPRESS URGENT CARE HUNTINGTON		5			5
ManorCare Rehabilitation Center- Decatur		5			5
Birchaven		5			5
RUSH UNIVERSITY MEDICAL CENTER LABORATORY			5	100%	5
CARENOW URGENT CARE - WINTER SPRINGS		4	1	20%	5
LAKE COUNTY DETENTION CENTER		3	2	40%	5
SKYLINE UROLOGY		5			5
ADVENTHEALTH GORDON		4	1	20%	5
WYCLIFFE BIBLE TRANSLATORS		5			5
MEDEXPRESS URGENT CARE - BECKLEY CROSS		4	1	20%	5
CULLMAN REGIONAL URGENT CARE		4	1	20%	5
THONOTOSASSA COMMUNITY HEALTH CENTER		1	4	80%	5
THE RETREAT AT PORT ORANGE			5	100%	5
EGL GENETICS DIAGNOSTICS			5	100%	5
PALM BEACH DIGESTIVE ASSOCIATES			5	100%	5
OCCMED SOLUTIONS		2	3	60%	5
CLINICAL CARE INC			5	100%	5
GIEBEIG FAMILY MEDICINE PA			5	100%	5
KETTERING HEALTH			5	100%	5
HELIX DIAGNOSTIX		2	3	60%	5

# COVID-19: testing by laboratory

Data through May 13, 2021 verified as of May 14, 2021 at 09:25 AM

Data in this report are provisional and subject to change.

The numbers in the table below represent the number of Florida and non-Florida residents for whom test results were received by the Department of Health. A person can be tested by more than one laboratory and can have both positive and negative results. **Therefore, the sum of the numbers in each column will be larger than the total number of people tested.**

Reporting lab	Inconclusive	Negative	Positive	Percent positive	Total
SPRINGHILL SENIOR RESIDENCE		5			5
OMNICARE PHARMACY OF TEXAS 1, LP DBA OMNICARE		5			5
JACKSON SOUTH COMMUNITY HOSPITAL LAB			5	100%	5
FARRIOR FACIAL PLASTIC SURGERY		5			5
MD ANDERSON CANCER CENTER D1 BAY AREA			5	100%	5
MINUTECLINIC DIAGNOSTIC MED GRP OF SAN		4	1	20%	5
BROOKDALE NEW PORT RICHEY			5	100%	5
DAVENPORT PEDIATRICS PA		1	4	80%	5
PHYSICIANS QUALITY CARE			5	100%	5
PHOEBE SUMTER MEDICAL CENTER LABORATORY		4	1	20%	5
QUEST DIAGNOSTICS PSC		1	4	80%	5
RURAL/METRO MIDSOUTH,		5			5
FLAGLER HEALTH SERVICES INC			5	100%	5
REELFOOT FAMILY WALK IN CLINIC		4	1	20%	5
DELTONA VA CBOC		4	1	20%	5
CAPE COD HOSPITAL			5	100%	5
Samuel S. Stratton VAMC		5			5
PREMIER MEDICAL LABORATORY	1	2	2	40%	5
MEDEXPRESS URGENT CARE - ROCKAWAY		5			5
CHAMPLAIN VALLEY PHYSICIANS HOSPITAL		3	2	40%	5
JOE DIMAGGIO CHILDREN'S HOSPITAL		1	4	80%	5
JUPITER ISLAND MEDICAL CLINIC INC		5			5
RIO PINAR HEALTH CARE			5	100%	5
DICKSON MEDICAL ASSOCIATES PC PATH LAB		4	1	20%	5
Arbors at Stow		5			5
CELERION			5	100%	5
BUEN PASTOR MEDICAL CENTER, INC			5	100%	5
CVS SC2269POCT COLUMBIA		4	1	20%	5
EAST BANK HOSPITAL - UNIVERSITY OF MINNESOTA MEDICAL CENTER			5	100%	5
LPG PEDIATRICS AT CAPE CORAL		5			5
Louis Stokes Cleveland VA - Midtown Dialysis Center		5			5
MEDICAL CENTER OF BLOUNTSTOWN			5	100%	5
FLORIDA CLINICAL LABORATORY - BIOREFERENCE LABORATORIES		2	3	60%	5
GARDENS PEDIATRICS			5	100%	5
WILSON PEDIATRICS			5	100%	5
CVS NC2771POCT CLAYTON		4	1	20%	5
CVS PA258POCT MCKEES ROCKS		5			5
MINUTECLINIC DIAGNOSTIC OF OHIO #5060		4	1	20%	5
MEDEXPRESS URGENT CARE - DANVILLE		5			5
ADERHOLT MEDICAL, LLC		5			5
QUINTON MEMORIAL HEALTH CARE CENTER		5			5
MEDEXPRESS URGENT CARE FOX CHAPEL		5			5
IVY CREEK URGENT CARE OF ENTERPRISE			5	100%	5
CARNEGIE HILL PEDIATRICS LLP		4	1	20%	5
WELLMED AT SOUTH STUART		4	1	20%	5
ENT AND ALLERGY ASSOCIATES OF FLORIDA, LLC			5	100%	5

# COVID-19: testing by laboratory

Data through May 13, 2021 verified as of May 14, 2021 at 09:25 AM

Data in this report are provisional and subject to change.

The numbers in the table below represent the number of Florida and non-Florida residents for whom test results were received by the Department of Health. A person can be tested by more than one laboratory and can have both positive and negative results. **Therefore, the sum of the numbers in each column will be larger than the total number of people tested.**

Reporting lab	Inconclusive	Negative	Positive	Percent positive	Total
BOROPARK URGENT CARE		4	1	20%	5
HUNT CLUB MEDICAL CARE			5	100%	5
MEDEXPRESS URGENT CARE - SOUTH PARKERSBURG		5			5
DIAGNOSTECHS		4	1	20%	5
CVS MA217POCT TEWKSBURY		4	1	20%	5
MONROE COUNTY DEPT OF PUBLIC HEALTH ST		5			5
Oceanside Health & Rehabilitation Center		5			5
MIAMI CANCER INSTITUTE			5	100%	5
SCIENCE CARE			5	100%	5
THE CLINIC OF PEDIATRICS & GI MEDICINE, INC			5	100%	5
INDIAN RIVER PRIMARY CARE PA		5			5
TMH PHYSICIAN PARTNERS SOUTHWOOD		1	4	80%	5
FELICIDAD MEDICAL CENTER INC			5	100%	5
MINUTECLINIC DIAGNOSTIC OF PENNSYLVANIA, LLD #1545		5			5
ELITE CARE			5	100%	5
JOSEPH SCHENKER MD PC		5			5
MEDEXPRESS URGENT CARE, MILLCREEK		5			5
TMH REHABILITATION CENTER		4			4
DYNACARE LABORATORIES			4	100%	4
SACRED HEART HEALTH SYSTEMS INC			4	100%	4
DEPARTMENT OF HEALTH AND HUMAN SERVICES		2	2	50%	4
MEDICAL CENTER ENTERPRISE			4	100%	4
Mill Valley Care Center		4			4
MEDEXPRESS URGENT CARE - MARKHAM STREE		3	1	25%	4
KAISER PERMANENTE REGIONAL LAB		4			4
COMMUNITY HEALTH CENTER OF WEST PALM BEACH			4	100%	4
BARTON MEMORIAL HOSPITAL		3	1	25%	4
SHARP MEMORIAL HOSPITAL MICROBIOLOGY DEPT			4	100%	4
CROSSROADS URGENT CARE PLLC		4			4
RELIANT ACUTE CARE			4	100%	4
L3HARRIS FAMILY MEDICAL CENTER			4	100%	4
FLORIDA HOSPITAL ALTAMONTE		2	2	50%	4
MEDEXPRESS URGENT CARE - TULSA, S YALE AVE		4			4
RML PHARMACY PC		4			4
EXPRESS TESTING-ONE			4	100%	4
POINTE MEDICAL SERVICES INC		2	2	50%	4
CVS MO4850POCT SPRINGFIELD		4			4
BAPTIST HEALTH MEDICAL CENTER			4	100%	4
HELIX BIOMEDICS LLC			4	100%	4
OPTUM FLORIDA		3	1	25%	4
MEDEXPRESS URGENT CARE-VINLAND SOUTH		3	1	25%	4
MEDEXPRESS URGENT CARE - ANDERSON		4			4
FASTMED URGENT CARE			4	100%	4
CVS OH6164POCT DELAWARE		4			4
CENTERPLACE HEALTH, INC			4	100%	4
MEDEXPRESS URGENT CARE - WEXFORD		4			4

# COVID-19: testing by laboratory

Data through May 13, 2021 verified as of May 14, 2021 at 09:25 AM

Data in this report are provisional and subject to change.

The numbers in the table below represent the number of Florida and non-Florida residents for whom test results were received by the Department of Health. A person can be tested by more than one laboratory and can have both positive and negative results. **Therefore, the sum of the numbers in each column will be larger than the total number of people tested.**

Reporting lab	Inconclusive	Negative	Positive	Percent positive	Total
THE OASIS ALF		4			4
UVA HEALTH SYSTEM MEDICAL LABORATORIES			4	100%	4
Georgiana Health and Rehabilitation, LLC		4			4
COVID PROCESSING SITE			4	100%	4
MAYO CLINIC BEACHES PRIMARY CARE CTR		3	1	25%	4
NDX-CORE LAB			4	100%	4
Kroger 959 - The Little Clinic Carmel		4			4
SOUTHEASTERN REGIONAL MEDICAL CENTER			4	100%	4
CVS IL2297144CV CHICAGO		4			4
UNIVERSITY OF MICHIGAN		2	2	50%	4
REMEDY URGENT CLINIC		2	2	50%	4
COOK HOSPITAL AND CARE CENTER		3	1	25%	4
Loretto Health and Rehabilitation Center		4			4
PANCARE HEALTH - PONCE DE LEON			4	100%	4
DACH MAIN LAB			4	100%	4
CVS MA969POCT PALMER		4			4
15 TO KNOW			4	100%	4
CVS IN6555POCT BROWNSBURG		4			4
HARBORCHASE OF VILLAGES CROSSING			4	100%	4
MC DIAGNOSTIC OF CONNECTICUT, PC #252		3	1	25%	4
CVS MA2297677CV BOSTON		4			4
H/L of West Ashley Rehabilitation and Nursing Center		4			4
FLORIDA CANCER SPECIALISTS AND RESEARCH		2	2	50%	4
Marian Manor, Inc		4			4
CORTLAND REGIONAL MEDICAL CENTER		4			4
LAKE FOREST PARK OP CO LLC		4			4
SunTerrace Health Care Center		3	1	25%	4
LOYOLA UNIVERSITY MEDICAL CENTER LABORATORY			4	100%	4
MEDEXPRESS URGENT CARE, HANOVER		3	1	25%	4
DEPARTMENT OF HEALTH/ NEW YORK			4	100%	4
URGENT CARE OF THE SMOKIES			4	100%	4
HARBOUR ISLAND PEDIATRICS LLC			4	100%	4
CVS MINUTE CLINIC DIAGNOSTIC MED GRP		4			4
FLORENCE - HUNTSVILLE HOSPITAL URGENT CARE		3	1	25%	4
FLORIDA HEALTHCARE PLAN			4	100%	4
DEACONESS HOSPITAL			4	100%	4
Health Care Center of Jacksonville			4	100%	4
GET WELL EXPRESS URGENT CARE & WALK-IN CLINIC			4	100%	4
BROOME COUNTY HEALTH DEPARTMENT		3	1	25%	4
JFK INTERNAL MEDICINE FACULTY PRACTICE		2	2	50%	4
WELLSTAR PAULDING HOSPITAL		4			4
INDIAN RIVER SHERIFF OFFICE		4			4
MINUTECLINIC DIAGNOSTIC OF VIRGINIA, LLC #392		4			4
GILCHRIST COUNTY HEALTH DEPT			4	100%	4
BRANDON REGIONAL EMERGENCY CTR			4	100%	4
INFINITI LABS INC			4	100%	4

# COVID-19: testing by laboratory

Data through May 13, 2021 verified as of May 14, 2021 at 09:25 AM

Data in this report are provisional and subject to change.

The numbers in the table below represent the number of Florida and non-Florida residents for whom test results were received by the Department of Health. A person can be tested by more than one laboratory and can have both positive and negative results. **Therefore, the sum of the numbers in each column will be larger than the total number of people tested.**

Reporting lab	Inconclusive	Negative	Positive	Percent positive	Total
TAVARES VA COMMUNITY OUTPATIENT CLINIC		4			4
MINUTECLINIC DIAGNOSTIC OF NORTH CARO		4			4
CVS CA9485POCT MISSION VIEJO		4			4
EMERALD TRACE		4			4
CANOPY PEDIATRICS		4			4
CVS OH6167POCT ASHLAND		4			4
FHCP - ORMOND BEACH			4	100%	4
MINUTECLINIC DIAG OF IND, LLC #6908		4			4
CVS MO8555POCT KANSAS CITY		4			4
HCR ManorCare Greentree		4			4
MEDEXPRESS URGENT CARE, LANCASTER WEST		2	2	50%	4
PDL PHARMACY CORP			4	100%	4
HAVEN CUSTEAD CARE CENTER		1	3	75%	4
CHILDREN'S HEALTHCARE OF ATLANTA		4			4
PREMIER PEDIATRICS LLC			4	100%	4
Kroger 125 - The Little Clinic Castle Rock		3	1	25%	4
UF HEALTH PATHOLOGY LABORATORIES			4	100%	4
CULLMAN REGIONAL MEDICAL CENTER		3	1	25%	4
WHITE EARTH IHS MAIN LAB		4			4
ST. MARY'S HOSPITAL			4	100%	4
BETHPAGE EXTENDED HOURS CENTER		4			4
PINELLAS POINT NURSING AND REHAB			4	100%	4
FHPG TAMPA PRIMARY CARE			4	100%	4
INTERMARKET FACILITY			4	100%	4
SINAI POST ACUTE NURSING AND REHAB CE		4			4
MINUTECLINIC DIAG OF IND LLC #1367		4			4
EAST TENNESSEE CHILDREN'S HOSPITAL		3	1	25%	4
UNION CITY MANOR NURSING CENTER		4			4
DTR LABS		3	1	25%	4
CENTRAL FLORIDA WELLNESS LLC		4			4
SANFORD SOUTH UNIVERSITY		4			4
BEAUFORT MEMORIAL			4	100%	4
CARE ONE PRIMARY CARE			4	100%	4
MASSENA HOSPITAL LABORATORY		4			4
ARCPPOINT LABS OF FORT LAUDERDALE, FL CENTRAL		1	3	75%	4
UNIVERSITY OF MIAMI STUDENT HEALTH SERVICE			4	100%	4
PARKWAY DRUGS OF ONEIDA COUNTY NORTH I		3	1	25%	4
COVANCE CLS			4	100%	4
PLAINVIEW PRIMARY CARE		4			4
CELEBRATION PEDIATRICS			4	100%	4
NYC PUBLIC HEALTH LABS			4	100%	4
CVS NE5714POCT OMAHA		3	1	25%	4
CVS CA9497POCT IRVINE		4			4
KENTUCKY CABINET FOR HEALTH AND FAMILY SERVICES			4	100%	4
CUMBERLAND MEDICAL CENTER INC		4			4
AHC of Mckenzie		4			4

# COVID-19: testing by laboratory

Data through May 13, 2021 verified as of May 14, 2021 at 09:25 AM

Data in this report are provisional and subject to change.

The numbers in the table below represent the number of Florida and non-Florida residents for whom test results were received by the Department of Health. A person can be tested by more than one laboratory and can have both positive and negative results. **Therefore, the sum of the numbers in each column will be larger than the total number of people tested.**

Reporting lab	Inconclusive	Negative	Positive	Percent positive	Total
Good Samaritan Society - Fairfield Glade		4			4
HAMPTON ALF AT 24TH ROAD LLC			4	100%	4
Kroger 752 - The Little Clinic Central Station		3	1	25%	4
FLORIDA MEDICAL CENTER		1	3	75%	4
COMMUNITY HEALTH CENTERS INC			4	100%	4
Oak Creek Terrace		4			4
CVS NH2257POCT MANCHESTER		4			4
CENTRAL FLORIDA INTERNAL OCCUPATIONAL AND		4			4
ELEVATION DIAGNOSTICS		4			4
OCEAN MEDICAL CENTER		3	1	25%	4
CVS PA4000POCT INDIANA		4			4
MINUTECLINIC, LLC #5707		4			4
MEDEXPRESS URGENT CARE - CINNAMINSON		3	1	25%	4
ADMERIA HEALTH			4	100%	4
Hunterdon Medical Center Laboratory		4			4
MEDFIRST URGENT CARE			4	100%	4
WESLEY CHAPEL INTERNAL MEDICINE AND PEDIATRICS			4	100%	4
FLORIDA HOSPITAL PHYSICIANS GROUP		1	3	75%	4
OKLAHOMA STATE UNIVERSITY DIAGNOSTIC LAB			4	100%	4
CVS CA9145POCT SANTEE		3	1	25%	4
MEDEXPRESS URGENT CARE NORWIN		4			4
VA Ann Arbor HCS		3	1	25%	4
MPG JACKSONVILLE ATLANTIC BLVD		1	3	75%	4
COMMUNITY PHYSICIANS OF NORTH PORT PA			4	100%	4
MEDEXPRESS URGENT CARE- FORT WORTH N T		4			4
MINUTECLINIC DIAGNOSTIC OF TEXAS, LLC #7435		2	2	50%	4
Kroger 124 - The Little Clinic University		3	1	25%	4
1ST CHOICE URGENT CARE CENTER LLC		3	1	25%	4
BE WELL PHARMACY		4			4
CVS CA9803POCT RIVERSIDE		4			4
State Lab Unspecifd			4	100%	4
CVS MA915POCT BEVERLY		2	2	50%	4
OPTUM OF RED ROAD		4			4
ACCENT PHYSICIAN SPECIALISTS PA		4			4
BAYSTATE MEDICAL CENTER		2	2	50%	4
ELITE PRIMARY CARE OF WAYCROSS		1	3	75%	4
ADVENTHEALTH NEW SMYRNA BEACH COMMUNITY HEALTH			4	100%	4
MOBIL LAB FOR ALL INC		4			4
NAVAL HOSPITAL CAMP PENDLETON			4	100%	4
WELLSTREET BUCKHEAD SOUTH		3	1	25%	4
MAILBOX DIAGNOSTICS		2	2	50%	4
Metro West Nursing and Rehab			4	100%	4
LAKESIDE HOSPITAL BELLE GLADE			4	100%	4
STONE CLINICAL LABORATORIES OF FL LLC		4			4
CVS MA654POCT ACTON		4			4
NHC HealthCare, Cookeville		4			4



# COVID-19: testing by laboratory

Data through May 13, 2021 verified as of May 14, 2021 at 09:25 AM

Data in this report are provisional and subject to change.

The numbers in the table below represent the number of Florida and non-Florida residents for whom test results were received by the Department of Health. A person can be tested by more than one laboratory and can have both positive and negative results. **Therefore, the sum of the numbers in each column will be larger than the total number of people tested.**

Reporting lab	Inconclusive	Negative	Positive	Percent positive	Total
MEADOWS AT CYPRESS GARDENS, THE		3	1	25%	4
CVS MINUTE CLINIC		1	3	75%	4
GUTHRIE MEDICAL GROUP - CORNING		3	1	25%	4
GENUS DIAGNOSTICS			4	100%	4
WALGREENS #07034		4			4
CVS CT288POCT BRISTOL		3	1	25%	4
CHILDREN'S MEDICAL GROUP		4			4
UNIVERSITY OF WASHINGTON MEDICAL CENTER (UWMC) EMERGENCY DEPT.			4	100%	4
Overton Brooks VAMC		4			4
FAMILY MEDICAL CLINIC HOMESTEAD, LLC			4	100%	4
MEDEXPRESS URGENT CARE - FORT SMITH		4			4
CATSKILL REGIONAL MEDICAL CENTER		4			4
ENCOMPASS HOME HEALTH		4			4
CAREWELL URGENT CARE			4	100%	4
FLORIDA HEART AND VASCULAR			4	100%	4
ARCPPOINT LABS OF ALTAMONTE SPRINGS		2	2	50%	4
VA OUTPATIENT PHARMACY			4	100%	4
WE CARE - CARNIVAL CRUISELINE		4			4
MINUTE CLINIC DIAGNOSTIC OF VIRGINIA, LLC #6292		3	1	25%	4
INTERMOUNTAIN HEALTHCARE CENTRAL LABORATORY			4	100%	4
UNIVERSITY OF MIAMI HOSPITALS & CLINIC			4	100%	4
MONTANA DEPARTMENT OF PUBLIC HEALTH & HUMAN SERVICES			4	100%	4
WAKE FOREST MEDICAL CENTER LABORATORY			4	100%	4
PEACEHEALTH LABORATORIES		3	1	25%	4
CVS NV8784POCT LAS VEGAS		3	1	25%	4
UAB URGENT CARE CLINIC			4	100%	4
TARPON SPRINGS PEDIATRICS, LLC			4	100%	4
NHC HealthCare, Pulaski		4			4
BETTERMED URGENT CARE			4	100%	4
AFTER HOURS PEDS			4	100%	4
RIVER CITY MEDICAL ASSOCIATES INC			4	100%	4
PATHOLOGY REFERENCE LAB LLC			4	100%	4
CVS CT692POCT NORTH HAVEN		4			4
EXTENDICARE HEALTH & REHAB CENTER		4			4
MOBILE URGENT CARE			4	100%	4
SOUTHWESTERN REGIONAL MEDICAL CENTER - TULSA		4			4
NEMOURS CHILDREN'S CLINIC			4	100%	4
CONSULATE HEATH CARE AT WEST ALTAMONTE			4	100%	4
MEDEXPRESS URGENT CARE-SELINGSGROVE		3	1	25%	4
BIOTEST PLASMA CENTER		4			4
COLONIAL MEDICAL CENTER-EAST ORLANDO			4	100%	4
LUVERNE HEALTH AND REHABILITATION		4			4
LIFE CARE HOME HEALTH SERVICES LLC		1	3	75%	4
OLYMPUS HEALTH AND PERFORMANCE			4	100%	4
CARENOW-LEBANON		2	2	50%	4
RENE F CEDENO DMD PA		4			4

# COVID-19: testing by laboratory

Data through May 13, 2021 verified as of May 14, 2021 at 09:25 AM

Data in this report are provisional and subject to change.

The numbers in the table below represent the number of Florida and non-Florida residents for whom test results were received by the Department of Health. A person can be tested by more than one laboratory and can have both positive and negative results. **Therefore, the sum of the numbers in each column will be larger than the total number of people tested.**

Reporting lab	Inconclusive	Negative	Positive	Percent positive	Total
Crowne Health Care of Montgomery		4			4
MEDEXPRESS URGENT CARE, FAIRMONT		4			4
SIGNATURE CARE EMERGENCY CENTER		2	2	50%	4
FLORIDA HOSPITAL LABORATORIES		4			4
Harbor House		4			4
Bethany Health and Rehab		4			4
LAKE MARY PEDIATRICS			4	100%	4
DEPARTMENT OF HEALTH AND ENVIRONMENTAL CONTROL			4	100%	4
NEULIFE NEUROLOGICAL SERVICES LLC			4	100%	4
FISHERMEN'S HOSPITAL			4	100%	4
CVS TX7156POCT RICHARDSON		4			4
REHABILITATION CENTER OF WINTER PARK,THE			4	100%	4
HAMILTON MEDICAL CENTER LABORATORY		2	2	50%	4
ANY LAB TEST FAST CORP		3	1	25%	4
APOPKA FAMILY HEALTH CENTER		3	1	25%	4
MEDEXPRESS URGENT CARE - LITTLE ROCK		3	1	25%	4
STANFORD HEALTH CARE ANATOMIC PATHOLOGY & CLINICAL LAB			4	100%	4
CVS PA10825POCT PLYMOUTH MEETING		4			4
OMNICARE PHARMACY OF TEXAS 1		4			4
INTRACOASTAL LABS INC		4			4
BUCKINGHAM PLACE ALF		4			4
ADVENTHEALTH MEDICAL GROUP ADULT AND SENIOR HEALTH		1	3	75%	4
CRESTAR LABS		2	2	50%	4
MEMORIAL HEALTH CARE SYSTEMS			4	100%	4
DERMATOLOGY SPECIALISTS OF FL - DR. JON WARD			4	100%	4
CVS PA1193POCT JENKINTOWN		4			4
WALGREENS #3811		1	3	75%	4
TOTAL RENAL LAB		3	1	25%	4
HEALTHQUEST, INC		3	1	25%	4
TRUE HEALTH- HOFFNER		3	1	25%	4
AIRPORT CLINIC			4	100%	4
BELLIN HEALTH LAB		1	3	75%	4
PILGRIM PHARMACY INC		4			4
MEDRITE MEDICAL CARE PC		4			4
EPI			4	100%	4
LIFEHOPE LABS			4	100%	4
Eldorado Rehab & Healthcare		4			4
OHIO CVS STORES		3	1	25%	4
WALGREENS #04311		4			4
PRIMECARE		2	2	50%	4
SINAI PLAZA NURSING AND REHAB CENTER			4	100%	4
GERALD CHAMPION REGIONAL MEDICAL CENTE		4			4
CAPTAIN JAMES A. LOVELL FEDERAL HEALTHCARE CENTER			4	100%	4
ADVANCED URGENT CARE LLC		1	3	75%	4
CLINICAL CARE CENTER, INC			4	100%	4
AURORA BAYCARE UROLOGY			4	100%	4

# COVID-19: testing by laboratory

Data through May 13, 2021 verified as of May 14, 2021 at 09:25 AM

Data in this report are provisional and subject to change.

The numbers in the table below represent the number of Florida and non-Florida residents for whom test results were received by the Department of Health. A person can be tested by more than one laboratory and can have both positive and negative results. **Therefore, the sum of the numbers in each column will be larger than the total number of people tested.**

Reporting lab	Inconclusive	Negative	Positive	Percent positive	Total
Lakeview Village		4			4
LEESBURG REGIONAL MEDICAL CENTER URGENT CARE			4	100%	4
CAREWELL 202			4	100%	4
SUMMERFORD NURSING HOME, INC.		4			4
MEDEXPRESS URGENT CARE - SOMERSET TOWNSHIP		4			4
SOUTH MIAMI HOSPITAL		1	3	75%	4
MEDEXPRESS URGENT CARE - WICHITA, S SENECA ST		2	2	50%	4
MINUTECLINIC DIAGNOSTIC PA #3344		4			4
SOMA MEDICAL CENTER PA #3 PALOMINO			4	100%	4
URGENT CARE - OCONEE		2	2	50%	4
ROAN DRUG COMPANY LLC		4			4
VITAL CARE URGENT CARE			4	100%	4
Heartland of Boynton Beach			4	100%	4
Glenis Dr VA Outpatient Clinic		3	1	25%	4
BAPTIST HOSPITAL NURSING/PATIENT CARE			4	100%	4
HEALTH EXPRESS URGENT CARE		2	2	50%	4
SOFTCELL L-FORM LABORATORIES, LLC		1	3	75%	4
SIGNATURE CARE MONTROSE		2	2	50%	4
MANORCARE HEALTH SERVICES			4	100%	4
CVS MA2125POCT NATICK		3	1	25%	4
CVS OH4300POCT STRONGSVILLE		4			4
CVS CA8861POCT BUENA PARK		4			4
MEDEXPRESS URGENT CARE - TEAYS VALLEY		3	1	25%	4
REFUGE A HEALING PLACE, THE			4	100%	4
INDUSTRY LAB DIAGNOSTIC PARTNERS			4	100%	4
PRESBYTERIAN FAMILY HEALTHCARE-KASEMAN		4			4
SOUTHLAND SUITES OF LAKELAND			4	100%	4
MEDNOW URGENT CARE		3	1	25%	4
LATCHER LABORATORY OF A O FOX MEMORIAL		2	2	50%	4
MD NOW URGENT CARE - DELRAY WEST			4	100%	4
SOUTH BAY CORRECTIONAL FACILITY			4	100%	4
PANCARE HEALTH YOUNGSTOWN			4	100%	4
ASPEN VALLEY HOSPITAL			4	100%	4
SMOKY MOUNTAIN URGENT CARE AND FAMILY MEDICINE CENTER			4	100%	4
JUPITER INTERNAL MEDICINE AND ASSOCIATES			4	100%	4
CVS CA8872POCT ALISO VIEJO		4			4
CALLE OCHO DIALYSIS			4	100%	4
MARSHFIELD LABORATORIES			4	100%	4
CVS NJ1927POCT GREEN BROOK		4			4
ORANGE COUNTY HEALTH DEPARTMENT		2	2	50%	4
CVS MI8091POCT FRASER		3	1	25%	4
NEXT BIO RESEARCH SERVICES, LLC		1	3	75%	4
HOME DOCS		2	2	50%	4
DEBORAH HEART AND LUNG CENTER		4			4
Smoky Mountain Nursing and Rehabilitation Center		4			4
IMA MEDICAL CENTER OF OVIEDO			4	100%	4

# COVID-19: testing by laboratory

Data through May 13, 2021 verified as of May 14, 2021 at 09:25 AM

Data in this report are provisional and subject to change.

The numbers in the table below represent the number of Florida and non-Florida residents for whom test results were received by the Department of Health. A person can be tested by more than one laboratory and can have both positive and negative results. **Therefore, the sum of the numbers in each column will be larger than the total number of people tested.**

Reporting lab	Inconclusive	Negative	Positive	Percent positive	Total
ELIZABETH CITY HEALTH & REHABILITATION		4			4
PM PEDIATRICS OF BAYSIDE, PLLC - MANHASSET		4			4
Medilodge of Alpena		4			4
REGIONAL MEDICAL LAB			4	100%	4
WINDER NURSING INC DBA WINDER HEALTH CARE		4			4
CVS CA9858POCT SANTA CLARITA		3	1	25%	4
NEMOURS CHILDREN'S URGENT CARE LAKE NONA			4	100%	4
CONSOLIDATED LABORATORY SERVICES			4	100%	4
MEDAC AT PORTERS NECK			4	100%	4
Kroger 895 - The Little Clinic Green Hills		4			4
AIREVAC INTERNATIONAL		4			4
CVS OH4499POCT LYNDHURST		2	2	50%	4
BARRANCO CLINIC PA, THE	1	3			4
MINNESOTA DEPARTMENT OF HEALTH LABORATORY	1		3	75%	4
BETHESDA HOSPITAL WEST BLOOD GAS LAB			4	100%	4
STEAMBOAT EMERGENCY CENTER			4	100%	4
Willowbrooke Court at Country House		4			4
PROMPT CARE OF CENTRAL FLORIDA LLC		1	3	75%	4
CORIZON HEALTH INC			4	100%	4
CVS TX5807POCT PEARLAND		4			4
ACHN CLINIC			4	100%	4
CVS OH4301POCT NORTHFIELD		4			4
WELLSTREET - PONCE DE LEON		4			4
University Plaza Rehabilitation and Nursing			4	100%	4
FAMILY MEDICINE AT WINTER PARK			4	100%	4
ENGLE CENTER FOR HEALTH SERVICES		4			4
JERSEY IRISH MEDICAL (DBA AFC URGENT C		3	1	25%	4
ManorCare Health Services Camp Hill		4			4
MEDEXPRESS URGENT CARE CHICOPEE		3	1	25%	4
LOUISIANA DEPT. OF HEALTH AND HOSPITALS-INFECTIOUS DISEASE EPI SECTION			4	100%	4
MICHIGAN HEALTH CLINIC LABORATORIES		3	1	25%	4
PALM BEACH CANCER INSTITUTE			4	100%	4
CVS NH1004POCT SALEM		3	1	25%	4
FCHC (OB)-DARWIN SQUARE CTR.			4	100%	4
LB Broen Home		4			4
ASCENDI HOME HEALTH AGENCY INC			4	100%	4
Millennium Nursing & Rehab Center		4			4
PENINSULA REGIONAL MED CTR LAB			4	100%	4
John L. McClellan Memorial Veterans Hospital		4			4
CVS MN6811POCT PLYMOUTH		4			4
ASCENSION ST VINCENT'S MEDICAL CENTER		3	1	25%	4
CVS TX1057POCT SAN ANTONIO		3	1	25%	4
Orchid Cove at Naples			4	100%	4
MD ANDERSON			4	100%	4
JOHNNIE RUTH CLARKE LAB			4	100%	4
MEDEXPRESS URGENT CARE - RUNNEMEDE		2	2	50%	4

# COVID-19: testing by laboratory

Data through May 13, 2021 verified as of May 14, 2021 at 09:25 AM

Data in this report are provisional and subject to change.

The numbers in the table below represent the number of Florida and non-Florida residents for whom test results were received by the Department of Health. A person can be tested by more than one laboratory and can have both positive and negative results. **Therefore, the sum of the numbers in each column will be larger than the total number of people tested.**

Reporting lab	Inconclusive	Negative	Positive	Percent positive	Total
Kennedy University Hospital -Wash Twp L		4			4
MYKIDZMD PEDIATRICS PLLC		4			4
Kroger 339 - The Little Clinic Highlands - Bardstown Road		4			4
PM PEDIATRICS OF SELDEN PLLC		4			4
HALIFAX HEALTH CARE FOR WOMEN		3	1	25%	4
SOUTH FLORIDA PEDIATRIC PARTNERS			4	100%	4
BETHPAGE MEDICAL PLLC		4			4
CVS CA9751POCT AGOURA		4			4
ST JOHN'S RIVERSIDE HOSPITAL		3	1	25%	4
MAURY REGIONAL MEDICAL CENTER		4			4
NOT GIVEN		1	3	75%	4
HACKENSACK MERIDIAN URGENT CARE, PC		4			4
COVENIENT CARE MEDICAL CLINIC			4	100%	4
Calusa Harbour			4	100%	4
CAPITAL HEALTH LABORATORY INC			4	100%	4
HILLVIEW LABORATORY			4	100%	4
HAWAII DEPARTMENT OF HEALTH			4	100%	4
ST. LUKE'S HOSPITAL - BETHLEHEM CAMPUS		1	3	75%	4
ORLANDO REGIONAL HEALTH SERVICES		2	2	50%	4
GREEN BAY BLIZZARD OFFICE		4			4
Westminster Manor		3	1	25%	4
CVS CA9492POCT YORBA LINDA		4			4
AFFINITY URGENT CARE			4	100%	4
MEDICINE SHOPPE #1306 THE		3	1	25%	4
CVS NC2749POCT CONCORD		4			4
MERCY HOSPITAL			4	100%	4
Kroger 186 - The Little Clinic Holiday Manor		3	1	25%	4
DR. G'S URGENT CARE			4	100%	4
HEARTLAND - CHARLESTON OF HANAHAN SC,		4			4
MEDEXPRESS URGENT CARE - WESTFIELD, E MAIN ST		3	1	25%	4
RAJ K PAI MD PA			4	100%	4
BAYLOR ESOTERIC AND MOLECULAR LAB			4	100%	4
ST PETE DIRECT PRIMARY CARE		2	2	50%	4
SIMEDHEALTH, LLC		2	2	50%	4
CVS MA920POCT CLINTON		4			4
GASTROENTEROLOGY ASSOC OF PENSACOLA, PA		2	2	50%	4
BRENTWOOD SENIOR LIVING AT ST PETE			4	100%	4
NOVANT HEALTH PRESBYTERIAN		2	2	50%	4
MIDDLETON PEDIATRICS			4	100%	4
ACCESS RECOVERY SOLUTIONS LLC			4	100%	4
CVS HEALTH, #5962		4			4
LEON MEDICAL CENTERS, LLC			4	100%	4
WILLIAM A HINTON STATE LABORATORY INSTITUTE		1	3	75%	4
Crowne Health Care of Greenville		4			4
SONIC REFERENCE LABORATORY			4	100%	4
IMIC INC RESEARCH			4	100%	4

# COVID-19: testing by laboratory

Data through May 13, 2021 verified as of May 14, 2021 at 09:25 AM

Data in this report are provisional and subject to change.

The numbers in the table below represent the number of Florida and non-Florida residents for whom test results were received by the Department of Health. A person can be tested by more than one laboratory and can have both positive and negative results. **Therefore, the sum of the numbers in each column will be larger than the total number of people tested.**

Reporting lab	Inconclusive	Negative	Positive	Percent positive	Total
MARK HOANG MD PA			4	100%	4
CVS TX3292POCT WYLIE		4			4
PHYSICIANS IMMEDIATE CARE AURORA			4	100%	4
SUMNER REGIONAL MEDICAL CENTER		3	1	25%	4
CVS OH2381POCT LEWIS CENTER		4			4
MIAMI COMMUNITY HEALTH CENTER INC		1	3	75%	4
LAHEY CLINIC MEDICAL CENTER			4	100%	4
LABQ CLINICAL DIAGNOSTICS		4			4
MOUNT SINAI AVENTURA DIAGNOSTIC CENTER			4	100%	4
Sears Coastal Nursing and Rehab		4			4
AFC URGENT CARE GUNBARREL			4	100%	4
CVS AZ5026POCT MESA		4			4
MINUTECLINIC DIAGNOSTIC OF PA LLC		4			4
FAMILY MEDICINE AT WATERMAN		4			4
CARTERSVILLE MEDICAL CENTER		1	3	75%	4
FLORIDA DEPARTMENT OF HEALTH (FDOH)		2	2	50%	4
MEDEXPRESS URGENT CARE-ARLINGTON		3	1	25%	4
RINGLING HEALTH CENTER		2	1	33%	3
SUMMIT MEDICAL GROUP - WEST ORANGE		3			3
DOCTORS CARE - AIKEN MALL			3	100%	3
SCRIPPS CLINIC MEDICAL			3	100%	3
MEDEXPRESS URGENT CARE - LINKHORNE		3			3
ST LUKES HOSPITAL			3	100%	3
PREMIER MOBILE HEALTH SERVICES, LLC		1	2	67%	3
KIDSVILLE PEDIATRICS IV PA		1	2	67%	3
CVS NV2989POCT NORTH LAS VEGAS		2	1	33%	3
LAURELLWOOD NURSING CENTER		1	2	67%	3
BOSTON MEDICAL CENTER			3	100%	3
SOUTH COUNTY MENTAL HEALTH CENTER INC			3	100%	3
DUKE UNIVERSITY POINT OF CARE TESTING PROGRAM			3	100%	3
OHIO HEALTH DOCTORS HOSPITAL			3	100%	3
MINUTECLINIC, LLC #05814		3			3
BOLING, STEPHANIE		3			3
VIRGINIA DEPARTMENT OF HEALTH DIVISION OF			3	100%	3
TIEHH BIOTERRORISM RESPONSE LAB			3	100%	3
WINDSOR AT OCALA		2	1	33%	3
LEXINGTON MEDICAL CENTER		1	2	67%	3
TARRANT COUNTY PUBLIC HEALTH		3			3
AFC URGENT CARE CLEVELAND			3	100%	3
GARCIA MORALES NELSON			3	100%	3
NORTH NAPLES HOSPITAL RESPIRATORY THERAPY DEPARTMENT			3	100%	3
MEMORIAL HERMANN CONSOLIDATED LABORATORY SERVICES			3	100%	3
WOODMARK AT UPTOWN ASSISTED LIVING		3			3
Kings County Hospital Center			3	100%	3
CVS MA1945POCT HANOVER		3			3
CVS IN6608POCT NEW PALESTINE		1	2	67%	3

# COVID-19: testing by laboratory

Data through May 13, 2021 verified as of May 14, 2021 at 09:25 AM

Data in this report are provisional and subject to change.

The numbers in the table below represent the number of Florida and non-Florida residents for whom test results were received by the Department of Health. A person can be tested by more than one laboratory and can have both positive and negative results. **Therefore, the sum of the numbers in each column will be larger than the total number of people tested.**

Reporting lab	Inconclusive	Negative	Positive	Percent positive	Total
ADVENTHEALTH MEDICAL GROUP OBSTETRICS			3	100%	3
CVS AZ4795POCT MESA		3			3
AVALON MEDICAL GROUP		1	2	67%	3
LUCID LABORATORY SERVICES		3			3
TOTAL FAMILY CARE		3			3
CVS KS676POCT LAWRENCE		2	1	33%	3
SOFTLAB			3	100%	3
MEDI PARTNERS OF SOUTH FLORIDA		3			3
MEDFUSION		2	1	33%	3
GREENTREE MEDICAL CENTER			3	100%	3
Kroger 522 - The Little Clinic Gahanna		2	1	33%	3
KISSIMMEE URGENT CARE		3			3
BAPTIST PRIMARY CARE, INC.		2	1	33%	3
Illiana HCS - Danville VAMC		3			3
ERIE COUNTY PUBLIC HEALTH CLINICAL		3			3
COOPER UNIVERSITY HOSPITAL LABORATORY		2	1	33%	3
Glenview Terrace Nursing Center		3			3
INN AT LAPOSADA,THE			3	100%	3
TRISTAR WELLNESS, LLC		3			3
MEDEXPRESS URGENT CARE - O'FALLON		3			3
NEBRASKA DEPARTMENT OF HEALTH AND HUMAN SERVICES			3	100%	3
SSM HEALTH ST LOUIS MICROBIOLOGY LABORATORY		1	2	67%	3
NASON HOSPITAL			3	100%	3
TWELVE OAKS RECOVERY CENTER			3	100%	3
ADVENT HEALTH MEDICAL GROUP FAMILY MEDICINE			3	100%	3
CDK LIBERTY ENTERPRISES, LLC		3			3
MEDEXPRESS-HOUSTON EAST FWY		1	2	67%	3
STRINGFELLOW MEMORIAL HOSPITAL		3			3
DOCTORS HOSPITAL RENAISSANCE			3	100%	3
BAPTIST OUTPATIENT SERVICES			3	100%	3
WHOLE CHILD PEDIATRICS			3	100%	3
MOUNT SINAI MEDICAL CENTER HIALEAH			3	100%	3
CVS IN8639POCT TERRE HAUTE		3			3
TMH PHYSICIAN PARTNERS BLOUNTSTOWN			3	100%	3
HARBORCHASE OF STUART			3	100%	3
PHYSICIANS MEDICAL CENTER		3			3
MARTIN MEDICAL CENTER INC		1	2	67%	3
NEW SMYRNA BEACH AMBULATORY CARE CTR		2	1	33%	3
JACKSONVILLE VA OPC			3	100%	3
HOCHBERG LOWER SCHOOL		3			3
MEMORIAL HOSPITAL OF TAMPA			3	100%	3
NEWCARE PRIMARY MEDICINE			3	100%	3
COVENANT PEDIATRICS		1	2	67%	3
ADVANCED URGENT CARE CENTER OF THE UPPER KEYS		1	2	67%	3
MID FLORIDA CLINICAL LABORATORY		2	1	33%	3
FLORIDA GASTROENTEROLOGY ASSOCIATES PA		3			3

# COVID-19: testing by laboratory

Data through May 13, 2021 verified as of May 14, 2021 at 09:25 AM

Data in this report are provisional and subject to change.

The numbers in the table below represent the number of Florida and non-Florida residents for whom test results were received by the Department of Health. A person can be tested by more than one laboratory and can have both positive and negative results. **Therefore, the sum of the numbers in each column will be larger than the total number of people tested.**

Reporting lab	Inconclusive	Negative	Positive	Percent positive	Total
CHILDREN'S HEALTHCARE OF ATLANTA AT EG		3			3
SOMA MEDICAL CENTER P.A. #4			3	100%	3
ALLIANCE LABS @LRMC			3	100%	3
Sky View Rehabilitation and Health Care Center		3			3
VA Boston HCS-West Roxbury Division		2	1	33%	3
NORTHERN LIGHT LABORATORY		1	2	67%	3
PINELLAS CHD - CLEARWATER		2	1	33%	3
Kroger 387 - The Little Clinic Hubbards Lane		3			3
Medilodge of Montrose		3			3
YATES COUNTY PUBLIC HEALTH		3			3
CENTRAL DUPAGE HOSPITAL			3	100%	3
STARLING AT SAN JOSE			3	100%	3
SANIBEL MEDICAL CLINIC		1	2	67%	3
CARECENTER PHARMACY, LLC		3			3
CTRS			3	100%	3
CLARA MAASS TRANSITIONAL CARE UNIT		3			3
IMA MEDICAL CENTER OF WEST TAMPA		2	1	33%	3
NEW YORK STATE DEPARTMENT OF HEALTH		1	2	67%	3
CVS NE5863POCT OMAHA		1	2	67%	3
LEGACY LABORATORY SERVICES			3	100%	3
MEDEXPRESS URGENT CARE - NUTLEY		3			3
MEDEXPRESS URGENT CARE - WHEELING		2	1	33%	3
BOND & STEELE CLINIC, PA			3	100%	3
CVS IL3163POCT OAK PARK		3			3
MEDEXPRESS URGENT CARE - RICHMOND, W BROAD ST		3			3
ANN STORCK CENTER INC		3			3
HARRIS URGENT CARE CENTER			3	100%	3
CENTRAL FL INTERNAL MEDICINE ASSOCIATES LLC		3			3
THOMAS LANGLEY			3	100%	3
TERRACE OF ST CLOUD, THE		2	1	33%	3
MEDICAL SERVICES OF AMERICA HOME HEALTH		3			3
GYN PATH SERVICES			3	100%	3
CENTURY LINK SPORTS COMPLEX			3	100%	3
OCEAN PEDIATRIC CARE			3	100%	3
Grandview Health Care Center		3			3
JERSEY IRISH MEDICAL		3			3
ADRIANA M CASTRO MD PA		3			3
CORE CLINICS, LLC		3			3
SOUTHEASTERN IMMEDIATE CARE- MILLEDGEVILLE GA			3	100%	3
FIRST CARE - MIDDLESBORO			3	100%	3
AdventHealth Care Center Orlando North			3	100%	3
ALOHA HOME CARE LLC DBA ACCENTCARE HOME HEALTH OF		3			3
CARE ATC ARLINGTON CENTRAL PARK		3			3
Domiciliary Rehab & Residential Treatment Program		3			3
RIGHT AT HOME			3	100%	3
SOUTHEAST GEORGIA HEALTH SYSTEM BRUNS		3			3



# COVID-19: testing by laboratory

Data through May 13, 2021 verified as of May 14, 2021 at 09:25 AM

Data in this report are provisional and subject to change.

The numbers in the table below represent the number of Florida and non-Florida residents for whom test results were received by the Department of Health. A person can be tested by more than one laboratory and can have both positive and negative results. **Therefore, the sum of the numbers in each column will be larger than the total number of people tested.**

Reporting lab	Inconclusive	Negative	Positive	Percent positive	Total
ROANE MEDICAL CENTER		2	1	33%	3
Kingston Care Center of Sylvania		3			3
QUEST DIAGNOSTICS INCORPORATED	1		2	67%	3
EXPRESSCARE URGENT CARE CENTER			3	100%	3
TAYLOR MANOR		1	2	67%	3
COMMUNICABLE DISEASE CONTROL/PUBLIC HEALTH EMERGENCY PREPAREDNESS			3	100%	3
PALM COAST DIALYSIS		2	1	33%	3
CAPE REGIONAL URGENT CARE		3			3
UHEALTH CORAL SPRINGS			3	100%	3
MEDEXPRESS URGENT CARE-BLOOMFIELD AVEN		2	1	33%	3
CVS PA371POCT PHILADELPHIA		3			3
AUGUSTA UNIVERISTY MEDICAL CENTER			3	100%	3
CROWNE HEALTH CARE OF FORT PAYNE		2	1	33%	3
THE OASIS BEACHSIDE		3			3
IOWA DEPARTMENT OF PUBLIC HEALTH			3	100%	3
RICHMOND CITY DEPARTMENT OF PUBLIC HEALTH			3	100%	3
LPG PEDIATRICS AT LEHIGH ACRES		2	1	33%	3
COASTAL SKIN SURGERY AND DERMATOLOGY PL		3			3
CVS AZ7075POCT CHANDLER		3			3
Bainbridge Health and Rehab		3			3
Maple Lawn MCF		3			3
CVS IL8744POCT BROOKFIELD		3			3
CVS PA7132POCT THORNDALE		3			3
CLINICAL CARE ASSOCIATES, INC			3	100%	3
NEMOURS CHILDRENS PRIMARY CARE HORIZON WEST			3	100%	3
EVERGREEN WOODS HEALTH & REHAB CENTER		2	1	33%	3
CVS IL8753POCT CHICAGO		3			3
THE DOCTORS OFFICE OF BRICK, LLC		3			3
CARESPOT-WELLINGTON			3	100%	3
SURETOX LABORATORY LLC		2	1	33%	3
MEDICAL CENTER OF THE ROCKIES			3	100%	3
Kroger 093 - The Little Clinic Stapleton		2	1	33%	3
Huntington Health Care and Rehabilitation Center		3			3
MT CARMEL PHARMACY INC		3			3
CVS IL2788POCT BUFFALO GROVE		3			3
MEMORIAL HEALTH UNIVERSITY MEDICAL CENTER			3	100%	3
WALGREENS #01456		3			3
ESCO DRUG CO INC		3			3
FLORIDA MENTOR-POINT WEST CLUSTER		3			3
SAMARITAN PACIFIC COMMUNITIES HOSPITAL		2	1	33%	3
Cleveland Clinic Weston			3	100%	3
MINUTECLINIC DIAGNOSTIC, PA #10252		3			3
MID-FLORIDA PATHOLOGY LLC - MOBILE UNIT # 3		1	2	67%	3
RAPID CITY RUGENT CARE			3	100%	3
ASPIRUS WAUSAU HOSPITAL			3	100%	3
WAL-MART STORES EAST LP		2	1	33%	3

# COVID-19: testing by laboratory

Data through May 13, 2021 verified as of May 14, 2021 at 09:25 AM

Data in this report are provisional and subject to change.

The numbers in the table below represent the number of Florida and non-Florida residents for whom test results were received by the Department of Health. A person can be tested by more than one laboratory and can have both positive and negative results. **Therefore, the sum of the numbers in each column will be larger than the total number of people tested.**

Reporting lab	Inconclusive	Negative	Positive	Percent positive	Total
ADVICE FOR OPTIMAL WELLNESS, INC			3	100%	3
EDITH NOURSE ROGERS MEMORIAL VAMC		3			3
SERENADES BY SONATA		1	2	67%	3
CAPE REGIONAL URGENT CARE MARMORA		2	1	33%	3
COL CROSSROAD		1	2	67%	3
MEDEXPRESS URGENT CARE-WILKINS TOWNSHIP, WILLIAM PENN HIGHWAY		3			3
RRMC CREEKSIDE LAB		3			3
CVS M05727POCT PLATTE CITY		3			3
MANORCARE NURSING & REHABILITATION CENTER-NAPLES		3			3
OPENTRONS PRL		2	1	33%	3
PRIMARY CARE CENTER OF LAKE CITY, THE			3	100%	3
MEMORIAL HEALTH SYSTEM		1	2	67%	3
CVS R1326POCT NORTH SMITHFIELD		3			3
GINKGO-IXLAYER		3			3
MINUTECLINIC DIAGNOSTIC MEDICAL		3			3
RIVERSIDE METHODIST HOSPITAL LAB			3	100%	3
BROOKDALE LAKE MARY			3	100%	3
COASTAL PEDIATRIC CARE			3	100%	3
CVS OH5457POCT POWELL		3			3
AFC URGENT CARE/FARRAGUT			3	100%	3
CONCENTRA - PLANTATION		3			3
BASCOM PALMER EYE INSTITUTE			3	100%	3
ALLEGHENY GENERAL HOSPITAL			3	100%	3
VIRTUA MEMORIAL HOSPITAL BURLINGTON COUNTY		1	2	67%	3
ADVENTHEALTH SEBRING- INFECTION CONTROL DEPARTMENT			3	100%	3
PARKLAND HEALTH & HOSPITAL			3	100%	3
ACCESS HEALTH CARE		2	1	33%	3
LIFEGUARD AMBULANCE SERVICE LLC - BAY COUNTY			3	100%	3
PREMIER FAMILY AND SPORTS MEDICINE		2	1	33%	3
QUALITY LABORATORY SERVICE		2	1	33%	3
SOUTH FLORIDA URGENT CARE CENTERS, LLC			3	100%	3
EAST CORE LAB			3	100%	3
IP BOISE 1		2	1	33%	3
VA OUTPATIENT CLINIC-NEW PORT RICHEY			3	100%	3
INTERNAL MEDICINE AND WOUND CARE SPECIALIST LLC		3			3
CROSSVILLE MEDICAL GROUP		1	2	67%	3
BNJ		3			3
FREDERICK MEMORIAL HOSPITAL			3	100%	3
Crowne Health Care of Mobile		3			3
WALGREENS #05477		3			3
LITTLE SPURS PEDIATRIC URGENT CARE		1	2	67%	3
SEMINOLE FAMILY HEALTH CENTER		3			3
CEDAR CREST HEALTH CENTER		3			3
NORTHSIDE HOSPITAL D/B/A ARTHRITIS		3			3
PENSACOLA MEDICAL CLINIC LLC			3	100%	3
CVS NV5942POCT LAS VEGAS		3			3

# COVID-19: testing by laboratory

Data through May 13, 2021 verified as of May 14, 2021 at 09:25 AM

Data in this report are provisional and subject to change.

The numbers in the table below represent the number of Florida and non-Florida residents for whom test results were received by the Department of Health. A person can be tested by more than one laboratory and can have both positive and negative results. **Therefore, the sum of the numbers in each column will be larger than the total number of people tested.**

Reporting lab	Inconclusive	Negative	Positive	Percent positive	Total
NEWSTAR MEDICAL LABORATORIES		3			3
HAMILTON COUNTY HEALTH DEPARTMENT		3			3
NOVA SOUTHEASTERN UNIVERSITY		2	1	33%	3
SOLERA SPECIALTY PHARMACY LLC		2	1	33%	3
APEX CLINICAL LABORATORIES INC		3			3
HELIX LW UC		1	2	67%	3
BARONESS ERLANGER HOSPITAL		3			3
PANCARE HEALTH - FRANKLIN CO			3	100%	3
HEALTH SENTRY			3	100%	3
THE CENTER FOR DISCOVERY		3			3
WOMENS CARE FLORIDA LLC-LABORATORY		3			3
SCHIFF CENTER FOR LIVER DISEASES		1	2	67%	3
BROADWAY HEALTH FLORIDA MEDICAL CLINIC URGENT CARE			3	100%	3
PEDIATRICS IN NORTH FLORIDA PA			3	100%	3
CVS AZ7263POCT PHOENIX		3			3
SCIENTIFIC LABORATORY DIVISION			3	100%	3
CVS TX19POCT SPRING		3			3
WALGREENS #07502		3			3
BAPTIST HOSPITAL OF MIAMI MCI BROWARD LABORATORY			3	100%	3
MEDEXPRESS URGENT CARE - HADLEY		3			3
CRISP REGIONAL HOSPITAL		3			3
CVS OH2540POCT HILLIARD		3			3
NEMOURS CHILDREN'S PRIMARY CARE, LONGWOOD			3	100%	3
AVANTE INVERNESS		1	2	67%	3
Kroger 571 - The Little Clinic Hendersonville		1	2	67%	3
CVS PA7611POCT ALLISON PARK		3			3
OMNI HEALTHCARE INC		1	2	67%	3
GRIFOLS IH CENTER AND CLINICAL LABORATORY			3	100%	3
LIVINGSTON COUNTY DEPT OF HEALTH REPRO			3	100%	3
EMORY CRAWFORD LONG HOSPITAL			3	100%	3
ORMOND BEACH URGENT CARE			3	100%	3
YORK HOSPITAL - LABORATORY			3	100%	3
ACCESS 365 URGENT CARE LLC		1	2	67%	3
RESOLUTE PAIN SOLUTIONS		3			3
Kroger 758 - The Little Clinic Providence		3			3
BAYSHORE MEDICAL CENTER LABORATORY		3			3
ESTERO FIRE RESCUE		3			3
Franklin D. Roosevelt VAMC		3			3
NORTH SHORE HOSP. INFECTION CONTROL			3	100%	3
URGENT DOC - URGENT CARE CLINIC			3	100%	3
PALM COTTAGE OPERATOR LLC		2	1	33%	3
CVS NM7242POCT ALBUQUERQUE		3			3
CHOTA COMMUNITY HEALTH SERVICES		2	1	33%	3
ST. PETERSBURG PEDIATRICS- 38TH AVENUE			3	100%	3
EVENING PEDIATRICS INC		1	2	67%	3
Hackensack Univ Medical Center At Pasc		2	1	33%	3

# COVID-19: testing by laboratory

Data through May 13, 2021 verified as of May 14, 2021 at 09:25 AM

Data in this report are provisional and subject to change.

The numbers in the table below represent the number of Florida and non-Florida residents for whom test results were received by the Department of Health. A person can be tested by more than one laboratory and can have both positive and negative results. **Therefore, the sum of the numbers in each column will be larger than the total number of people tested.**

Reporting lab	Inconclusive	Negative	Positive	Percent positive	Total
FAST PACE URGENT CARE			3	100%	3
SOUTHCARE PHARMACY INC		1	2	67%	3
CVS SC2497POCT LEXINGTON		3			3
CVS AZ7841POCT TUCSON		3			3
CVS SC4288POCT ROCK HILL		2	1	33%	3
CVS PHARMACY INC DBA CVS/PHARMACY #10908		3			3
C19 LABS			3	100%	3
NASSAU COUNTY HEALTH DEPARTMENT		3			3
PARRISH MEDICAL CENTER-WAIVED TESTING		3			3
QUEST DIAGNOSTICS CLINICAL LABORATORIES INC		2	1	33%	3
ADVANCED MEDICAL RESEARCH CENTER LLC			3	100%	3
SHANDS AT LAKE SHORE LAB		1	2	67%	3
Westside Terrace		3			3
CVS - MINUTECLINIC			3	100%	3
MINUTECLINIC DIAGNOSTIC OF NEW MEXICO LLC #7552		3			3
UNITY HEALTH AND REHABILITATION CENTER			3	100%	3
YOUR DOCTOR'S OFFICE		2	1	33%	3
VELOCITY CARE			3	100%	3
WALGREENS NO 19542		3			3
BICKERTON, DAWN		3			3
TIFTON CARECONNECT URGENT CARE			3	100%	3
MEDEXPRESS URGENT CARE - CEDAR KNOLLS		3			3
NEW GEN LABS			3	100%	3
CVS MA1179POCT HUDSON		2	1	33%	3
ISLAND NURSING HOME		2	1	33%	3
MAYO		1	2	67%	3
SISD EMPLOYEE HEALTH CLINIC			3	100%	3
HOPE HEALTH CARE, LLC		3			3
PRECIDENT FLORIDA		3			3
CVS SC5471POCT LEXINGTON		2	1	33%	3
SOUTHERN SURGICAL ARTS		3			3
HOLY CITY MED URGENT CARE			3	100%	3
OAKMONT OF UNION SC, LLC		3			3
PRIMARY & URGENT CARE CENTERS			3	100%	3
BEEBE MEDICAL CENTER LABORATORY		3			3
Fort Gaines Health and Rehab		3			3
LEGACY ER AND URGENT CARE			3	100%	3
CELEBRATION PRIMARY CARE ASSOCIATES LLC		3			3
WINDERMERE PEDIATRICS			3	100%	3
HOUSTON MEDICAL CENTER			3	100%	3
VICAR'S LANDING NURSING HOME		2	1	33%	3
DELRAY BEACH HEALTH DEPT LAB			3	100%	3
MARYLAND STATE DEPT OF HEALTH	2		1	33%	3
MURFREESBORO MEDICAL CLINIC		3			3
DASCENA LAB			3	100%	3
OHIO DEPARTMENT OF HEALTH LABORATORY		2	1	33%	3

# COVID-19: testing by laboratory

Data through May 13, 2021 verified as of May 14, 2021 at 09:25 AM

Data in this report are provisional and subject to change.

The numbers in the table below represent the number of Florida and non-Florida residents for whom test results were received by the Department of Health. A person can be tested by more than one laboratory and can have both positive and negative results. **Therefore, the sum of the numbers in each column will be larger than the total number of people tested.**

Reporting lab	Inconclusive	Negative	Positive	Percent positive	Total
Eugene J. Towbin Healthcare Center		3			3
ALABAMA MEDICAL GROUP PC		2	1	33%	3
LEESBURG COMMUNITY HEALTH CENTERS			3	100%	3
NORTH DAKOTA DEPT OF HEALTH MICROBIOLOGY		1	2	67%	3
MEDEXPRESS URGENT CARE, HERMITAGE		1	2	67%	3
CLEARWATER		2	1	33%	3
WALGREENS #11329		3			3
MEDEXPRESS URGENT CARE - HACKETTSTOWN		2	1	33%	3
MEDEXPRESS URGENT CARE - TOTOWA		3			3
LEGACY ER & URGENT CARE - FRISCO WEST			3	100%	3
Gracemore Nursing and Rehab		3			3
COMMUNITY MEDICAL CENTER			3	100%	3
CERTIVIA LABORATORIES			3	100%	3
CORTLAND COUNTY HEALTH DEPARTMENT		3			3
INSPIRA MEDICAL CENTER VINELAND LAB		2	1	33%	3
Providence VAMC		3			3
MERCY HEALTH			3	100%	3
INSPIRED LIVING AT SARASOTA			3	100%	3
CVS MA2600POCT WEYMOUTH		2	1	33%	3
NEXTCARE WYOMING LLC			3	100%	3
NEBRASKA MEDICAL CENTER			3	100%	3
SENTARA NORFOLK GENERAL HOSPITAL CENTRAL LAB			3	100%	3
The Good Shepherd		3			3
St. Josephs Hospital		1	2	67%	3
PROHEALTH PRIMARY CARE - GLEN OAKS		3			3
GRASSY SPRAIN PHARMACY INC		3			3
MEDEXPRESS URGENT CARE-CLOQUET		3			3
Kroger 768 - The Little Clinic Leestown Rd		2	1	33%	3
KAP MEDICAL GROUP, LLC			3	100%	3
SOUTH LAKE FAMILY HEALTH CENTER			3	100%	3
MARLBORO URGENT CARE		3			3
CAREHERE LLC			3	100%	3
F W HUSTON MEDICAL CENTER SENIOR LIVIN		3			3
CVS NC3514POCT STANLEY		3			3
GROVES CENTER			3	100%	3
LRHS Florida Poly Tech		3			3
MEDEXPRESS - WILMINGTON KIRKWOOD HIGHWAY		2	1	33%	3
MASSACHUSETTS DEPARTMENT OF HEALTH			3	100%	3
FAMILY TREE MEDICAL GROUP PA		2	1	33%	3
MARRA'S PHARMACY		3			3
MEDEXPRESS URGENT CARE GREENSBURG		2	1	33%	3
OPP HEALTH AND REHABILITATION		3			3
BETHESDA HOSPITAL EAST BLOOD GAS LAB			3	100%	3
HEALGEN SCIENTIFIC			3	100%	3
JOJAN PHARMA INC		3			3
Village on the Green			3	100%	3

# COVID-19: testing by laboratory

Data through May 13, 2021 verified as of May 14, 2021 at 09:25 AM

Data in this report are provisional and subject to change.

The numbers in the table below represent the number of Florida and non-Florida residents for whom test results were received by the Department of Health. A person can be tested by more than one laboratory and can have both positive and negative results. **Therefore, the sum of the numbers in each column will be larger than the total number of people tested.**

Reporting lab	Inconclusive	Negative	Positive	Percent positive	Total
SPRINGHILL MEMORIAL HOSPITAL		3			3
CVS MINUTE CLINIC #5836		3			3
TAMPA		1	2	67%	3
CLINICA HISPANIA			3	100%	3
DIGNITY HEALING LLC			3	100%	3
HEALTH AND WELLNESS URGENT CARE LLC			3	100%	3
Diversicare of Ripley		3			3
UK HEALTHCARE			3	100%	3
NORTHWELL HEALTH			3	100%	3
FLAGLER FAMILY MEDICINE PA			3	100%	3
PINELLAS PARK HEALTH CENTER - PINELLAS CHD		1	2	67%	3
CVS MA335POCT RAYNHAM		3			3
UNIVERSITY HEALTH SERVICES RIVER CAMPUS		2	1	33%	3
UNIVERSITY URGENT CARE			3	100%	3
LEE CONVENIENT CARE AT SUMMERLIN			3	100%	3
AUSTIN PUBLIC HEALTH			3	100%	3
WEST TN HEALTH MED NORTH		3			3
PEDIATRICS BY THE SEA JOG RD OFFICE			3	100%	3
Concordia Village of Tampa			3	100%	3
MED FUSION			3	100%	3
CVS NE8616POCT LINCOLN		1	2	67%	3
CORMEUM LAB SERVICES, LLC			3	100%	3
MANASOTA PEDIATRICS			3	100%	3
LINCOLN MEDICAL CENTER		3			3
WYOMING DEPT OF HEALTH			3	100%	3
UNIVERSITY OF MARYLAND MEDICAL CENTER			3	100%	3
CVS TX2876POCT PROSPER		3			3
Kroger 388 - The Little Clinic Braelinn Village		3			3
2412 LEBANON PIKE		2	1	33%	3
NEMOURS CHILDRENS PRIMARY CARE MAITLAND			3	100%	3
BAPTIST HEALTH SURGERY CENTER AT NORTHPOINT			3	100%	3
TEMPUS_LABS			3	100%	3
HOMELAND CENTER		3			3
ROYAL PALM RETIREMENT CENTRE		3			3
Manor Care-Kingston Court of York PA, LLC		3			3
CVS IN6605POCT INDIANAPOLIS		2	1	33%	3
C A R E S OXFORD		2	1	33%	3
Englewood Health and Rehab			3	100%	3
320 S TRANSIT ST		3			3
HARRINGTON PARK HEALTH AND REHAB		3			3
FAMILY FIRST PEDIATRICS			3	100%	3
EASTERN NEW MEXICO MEDICAL CENTER		3			3
ADVANCE FAMILY PRACTICE LLC			3	100%	3
OCALA REGIONAL KIDNEY CENTER-WEST			3	100%	3
ADVENTHEALTH IMAGING LAKE NONA		1	2	67%	3
CARENOW-ATASCOCITA			3	100%	3

# COVID-19: testing by laboratory

Data through May 13, 2021 verified as of May 14, 2021 at 09:25 AM

Data in this report are provisional and subject to change.

The numbers in the table below represent the number of Florida and non-Florida residents for whom test results were received by the Department of Health. A person can be tested by more than one laboratory and can have both positive and negative results. **Therefore, the sum of the numbers in each column will be larger than the total number of people tested.**

Reporting lab	Inconclusive	Negative	Positive	Percent positive	Total
CABELL HUNTINGTON HOSPITAL CLINICAL LAB			3	100%	3
FOUR WINDS BEHAVIORAL HEALTH		3			3
HEALTH EXPRESS		3			3
HEPATOLOGY DIAGNOSTIC LAB			3	100%	3
W.G. (Bill) Hefner VAMC		3			3
SUN TERRACE HEALTH CARE CENTER			3	100%	3
DOUGLASVILLE NURSING AND REHABILITATION		3			3
CVS MN663POCT APPLE VALLEY		2	1	33%	3
ADVANCED PEDIATRICS			3	100%	3
HIALEAH SHORES NURSING AND		2	1	33%	3
ABRAKIDABRA KIDS CLINIC		1	2	67%	3
Highland Ave. Eye Clinic		3			3
NORTHCREST MEDICAL CENTER		1	2	67%	3
RCA LABORATORY SERVICES LLC			3	100%	3
TUFTS MEDICAL CENTER			3	100%	3
ASANTE THREE RIVERS MEDICAL CENTER LAB		3			3
JS HEALTHCARE		2	1	33%	3
SOLLIS HEALTH			3	100%	3
CVS IN6559POCT AVON		3			3
ADVENTHEALTH WATERMAN COMMUNITY CLINIC			3	100%	3
CVS IL2798POCT CHICAGO		1	2	67%	3
MEMORIAL HERMANN			3	100%	3
DOCTOR 4 U CLINIC		1	2	67%	3
MINUTE CLINIC DIAGNOSTIC OF KANSAS PA		3			3
PIEDMONT MOUNTAINSIDE HOSPITAL LAB - E		3			3
NASSAU COUNTY HEALTH DEPARTMENT-FERNANDINA BEACH C		3			3
MEDEXPRESS URGENT CARE - WALL		3			3
NHC DICKSON		3			3
ALCALA PHARMACEUTICALS			3	100%	3
VIRGINIA DIVISION OF CONSOLIDATED LABORATORIES			3	100%	3
PUBLIC HEALTH TRUST OF MIAMI DADE COUNTY			3	100%	3
HARBOUR'S EDGE		2	1	33%	3
BNC Medical Investors, LLC Berrien Nursing & Rehabilitation Center		3			3
EASTMAN HEALTHCARE & REHAB		3			3
A PATTERN MEDICAL CLINIC		3			3
CCR OF NORTH CAROLINA, LLC		2	1	33%	3
INTERNAL MEDICINE & PEDIATRICS WELLNESS CENTER			3	100%	3
ON SLOW MEMORIAL HOSPITAL LABORATORY		3			3
UHEALTH JACKSON URGENT CARE - CUTLER BAY		1	2	67%	3
HELGEMO & LIOU PEDIATRICS			3	100%	3
ONE MEDICAL GROUP		1	2	67%	3
GREATER MOBILE URGENT CARE - SPRINGHILL			3	100%	3
US SPECIALTY LABS			3	100%	3
NORTHSIDE FAMILY MEDICINE AND URGENT CARE (HOLLY SPRINGS)		3			3
MEDEXPRESS URGENT CARE, BELLE VERNON		3			3
ORCHID COVE DAYTONA			3	100%	3

# COVID-19: testing by laboratory

Data through May 13, 2021 verified as of May 14, 2021 at 09:25 AM

Data in this report are provisional and subject to change.

The numbers in the table below represent the number of Florida and non-Florida residents for whom test results were received by the Department of Health. A person can be tested by more than one laboratory and can have both positive and negative results. **Therefore, the sum of the numbers in each column will be larger than the total number of people tested.**

Reporting lab	Inconclusive	Negative	Positive	Percent positive	Total
MISSISSIPPI CARE CENTER OF DEKALB LLC		3			3
GULF COAST IMMEDIATE CARE CENTER		1	2	67%	3
24TH WEAPONS OF MASS DESTRUCTION - CIVIL SUPPORT		3			3
FAMILY CARE SPECIALISTS OF ORLANDO			3	100%	3
Maryfield Inc. dba Pennybyrn		3			3
SPARROW CENTRAL LAB			3	100%	3
MINUTECLINIC DIAGNOSTIC, PA		3			3
THE MEDICAL CENTER			3	100%	3
MINUTECLINIC, LLC #05891		2	1	33%	3
SAN JUAN REGIONAL MEDICAL CENTER		3			3
HARBORCHASE OF GAINESVILLE			3	100%	3
MIDWAY SPECIALTY CARE RX LLC		1	2	67%	3
WEST COCOA PHARMACY			3	100%	3
CGH MEDICAL CENTER			3	100%	3
MEDEXPRESS URGENT CARE - TOPEKA, SW WANAMAKER RD		3			3
FLORIDA MEDICAL ASSOCIATES		3			3
COOSA VALLEY HEALTHCARE CENTER LLC		3			3
CVS AZ1720POCT QUEEN CREEK		3			3
CVS PA2296POCT MACUNGIE		3			3
MEDEXPRESS URGENT CARE - JEANNETTE		3			3
HEALTH FIRST MEDICAL GROUP			3	100%	3
MEDEXPRESS URGENT CARE-SALINA, S 9TH ST		3			3
TAMPA INTERNATIONAL AIRPORT			3	100%	3
NORTHWEST FLORIDA CLINICAL LAB		1	2	67%	3
B2 URGENT CARE		1	2	67%	3
HUMC		1	2	67%	3
Medilodge of Monroe		3			3
OPTUM PRIMARY CARE - SILVER LAKES			3	100%	3
NC STATE LABORATORY OF PUBLIC HEALTH		3			3
CALIFORNIA DEPARTMENT OF PUBLIC HEALTH BRANCH LABORATORY			3	100%	3
CVS TX7675POCT RED OAK		1	2	67%	3
CVS MA137POCT QUINCY		3			3
PLANT CITY FAMILY CARE		3			3
VELOCITY URGENT CARE			3	100%	3
MEDIC INFUSION PA		3			3
MEDEXPRESS URGENT CARE - LAWRENCE		3			3
ALLIED PHYSICIANS GROUP PLLC		3			3
WATERS PEDIATRIC CENTER			3	100%	3
SUPER HEALTH PHARMACY LLC		3			3
PREMIER CLINICAL RESEARCH INSTITUTE INC			3	100%	3
INTERCOASTAL FAMILY PRATICE		1	2	67%	3
HOUSTON METHODIST HOSPITAL			3	100%	3
PREMIER MEDICAL CLINIC		3			3
CAMPAZZI CONCIERGE MEDICAL SERVICES		2	1	33%	3
MEDICAL CITY DALLAS HOSPITAL			3	100%	3
MARYWOOD NURSING CARE CENTER		3			3



# COVID-19: testing by laboratory

Data through May 13, 2021 verified as of May 14, 2021 at 09:25 AM

Data in this report are provisional and subject to change.

The numbers in the table below represent the number of Florida and non-Florida residents for whom test results were received by the Department of Health. A person can be tested by more than one laboratory and can have both positive and negative results. **Therefore, the sum of the numbers in each column will be larger than the total number of people tested.**

Reporting lab	Inconclusive	Negative	Positive	Percent positive	Total
CORNERSTONE MEDICAL CARE OF BRANDON		2	1	33%	3
CVS MA1006POCT BROCKTON		3			3
AFFORDABLE PRIMARY CARE LLC		3			3
BRADENTON PHYSICIAN MEDICAL CENTER			3	100%	3
AZALEALAND NURSING HOME		3			3
CAPTIAL REGIONAL MEDICAL CENTER			3	100%	3
LEE MEMORIAL HOSPITAL BLOOD GAS LAB			3	100%	3
MINUTECLINIC #1773		3			3
LOCH HAVEN PEDIATRICS			3	100%	3
LIFE CARE CENTER OF SKAGIT VALLEY		3			3
SIGNATURE CARE PFLUGERVILLE			3	100%	3
MEDEXPRESS URGENT CARE, EDWARDSVILLE		3			3
Walgreens #5984		3			3
MONTANA PUBLIC HEALTH LAB			3	100%	3
SUMMIT CLINICAL LABORATORIES LLC			3	100%	3
CORNERSTONE DRUG AND GIFT INC		3			3
CVS OH4359POCT HUDSON		3			3
BOONES CREEK URGENT CARE		1	2	67%	3
ST CLOUD PHARMACY AND WELLNESS CENTER		2	1	33%	3
MEDSTAR URGENT CARE, LLC			3	100%	3
GENDERXPRESS/PICTURE ME PERFECT IMAGING			3	100%	3
Kroger 592 - The Little Clinic Alexander Plaza		2	1	33%	3
BROOKDALE ALTAMONTE SPRINGS			3	100%	3
CVS TN7144POCT BARTLETT		3			3
EFFINGHAM HOSP, INC, DBA EFFINGHAM HEALTH		3			3
COX HEALTH SOUTH LAB		1	2	67%	3
EMERALD PARK OF HOLLYWOOD			3	100%	3
MEDEXPRESS URGENT CARE-CHIPPEWA		2	1	33%	3
EXPEDIAN URGENT CARE			3	100%	3
ACCESS LABORATORIES LLC			3	100%	3
NORTHEAST FLORIDA INTERNAL MEDICINE PA		3			3
CHEROKEE COUNTY HEALTH AND REHAB CENTER		3			3
PEDIATRICS AND ADOLESCENT MEDICINE		2	1	33%	3
Lebanon VAMC		2	1	33%	3
WELLSTAR URGENT CARE SHALLOWFORD		1	2	67%	3
Granville Center	1	2			3
Kroger 448 - The Little Clinic Mason		3			3
MANATEE URGENT CARE LLC			3	100%	3
NORTH BROWARD HOSPITAL DISTRICT HEALTHCARE FOR THE HOMELESS			3	100%	3
Greystone Health Care Center		3			3
FRESENIUS KIDNEY CARE			3	100%	3
FULGENT GENETICS HOUSTON		3			3
MINUTECLINIC DIAGNOSTIC OF WISCONSIN,		3			3
BROOKDALE OAKBRIDGE		1	2	67%	3
BROOKDALE SENIOR LIVING			3	100%	3
Biopharmaceutics Laboratory Section		3			3

# COVID-19: testing by laboratory

Data through May 13, 2021 verified as of May 14, 2021 at 09:25 AM

Data in this report are provisional and subject to change.

The numbers in the table below represent the number of Florida and non-Florida residents for whom test results were received by the Department of Health. A person can be tested by more than one laboratory and can have both positive and negative results. **Therefore, the sum of the numbers in each column will be larger than the total number of people tested.**

Reporting lab	Inconclusive	Negative	Positive	Percent positive	Total
HARDEN DIALYSIS		1	2	67%	3
MUNSON MEDICAL CENTER			3	100%	3
ATLANTIS OUTPATIENT CENTER		3			3
CURATIVE TEXAS			3	100%	3
UC CORAL GABLES		1	2	67%	3
Crowne Health Care of Eufaula		3			3
CROSSROADS URGENT CARE DBA URGENT TEA		3			3
LAB PLUS, LLC AT ASCENSION SAINT THOMA		3			3
PHYSICIANS CARE INC		1	2	67%	3
Kroger 753 - The Little Clinic Goss Avenue		3			3
SPRING LAKE REHABILITATION CENTER			3	100%	3
Magnolia Health and Rehab Center			3	100%	3
ACCOMPLISHED HOME CARE		3			3
NORTH CAROLINA DEPT OF HEALTH & HUMAN SRVCS STATE LAB OF PUBLIC HEALTH			3	100%	3
NATHAN LITTAUER HOSPITAL LAB		3			3
SAVANNAH COVE		3			3
PROPATH			3	100%	3
FLORIDA LABORATORY ANALYSIS, LLC			3	100%	3
GEISINGER COMMUNITY MEDICAL CENTER			3	100%	3
ORLANDO AIRPORT DIALYSIS		3			3
WEILL CORNELL MEDICAL ASSOCIATES - EAST SIDE		3			3
UNIVERSITY OF KANSAS MEDICAL CENTER			3	100%	3
CVS MO10151POCT SPRINGFIELD		2	1	33%	3
MEDICAL CENTER OF CENTRAL GEORGIA			3	100%	3
Schoolcraft Medical Care Facility		3			3
Broadview Multi-Care Center		3			3
BLACKWATER RIVER			3	100%	3
Michael J Crescenzo VA Outpatient Dialysis Center		3			3
Florida Baptist Retirement Center		1	2	67%	3
ACL LABORATORIES INDUSTRIAL TOXICOLOGY			3	100%	3
TRUE HEALTH - LAKE UNDERHILL		3			3
CANOPY AT HARPER LAKE, THE			3	100%	3
PIEDMONT ROCKDALE HOSPITAL		2	1	33%	3
PRISMA HEALTH MIDLANDS			3	100%	3
John Knox Manor Inc II		2	1	33%	3
CVS NC4169POCT FAYETTEVILLE		3			3
VA West Los Angeles Medical Center		3			3
Kroger 627 - The Little Clinic Castleberry		2	1	33%	3
SUNDALE NURSING HOME		3			3
EAST NAPLES PEDIATRICS			3	100%	3
ALABAMA DEPT PUBLIC HEALTH			3	100%	3
BAPTIST PRIMARY CARE FERNANDINA BEACH			3	100%	3
EXETER HOSPITAL		3			3
Farmville Health & Rehab Center		3			3
SAFE PMC		3			3
MCGUFFEY HEALTH CARE CENTER INC		3			3

# COVID-19: testing by laboratory

Data through May 13, 2021 verified as of May 14, 2021 at 09:25 AM

Data in this report are provisional and subject to change.

The numbers in the table below represent the number of Florida and non-Florida residents for whom test results were received by the Department of Health. A person can be tested by more than one laboratory and can have both positive and negative results. **Therefore, the sum of the numbers in each column will be larger than the total number of people tested.**

Reporting lab	Inconclusive	Negative	Positive	Percent positive	Total
LIFEGUARD AMBULANCE SERVICE LLC, TEXAS			3	100%	3
GONZALEZ MD AND ASWAD MD HEALTH SERVICES			3	100%	3
THE PATHOLOGY LABORATORY		1	2	67%	3
NATIONAL JEWISH HEALTH			3	100%	3
Kroger 635 - The Little Clinic Dacula		3			3
Crest Manor Living and Rehabilitation		2			2
SENECA HEALTH CARE CENTER		2			2
New Jersey Aim At Smg		2			2
OHSU LABORATORY SERVICES		2			2
HERNANDO CHILDREN'S			2	100%	2
NEW DISCOVERY BIOLOGICS, LLC		1	1	50%	2
EASTSIDE SPORTS COMPLEX			2	100%	2
STUART SURGERY CENTER, LLC			2	100%	2
SIGNATURE CARE LEWISVILLE-EMERGENCY CENTER		1	1	50%	2
MEDEXPRESS URGENT CARE - ROSS TOWNSHIP		2			2
Pinnacle Assisted Living			2	100%	2
COLONIAL VILLA GOOD SAMARITAN CENTER		2			2
IN AND OUT URGENT CARE			2	100%	2
MORSELIFE HOME CARE INC			2	100%	2
FIRST PREVENTION AND DIALYSIS CENTER LLC			2	100%	2
ManorCare Rehab Center of Marietta		2			2
ORCHARD LABORATORIES			2	100%	2
MINUTECLINIC DIAG OF IND, LLC #4368		2			2
ALVERNO CLINICAL LABORATORIES			2	100%	2
PREMIER FAMILY CARE I, INC			2	100%	2
Durham VAMC		2			2
SUMMERFIELD RETIREMENT LIVING, INC			2	100%	2
DNA DIAGNOSTICS CENTER		2			2
NEMOURS CHILDREN'S PRIMARY CARE THE VILLAGES		2			2
The Palms Nursing and Rehabilitation		1	1	50%	2
MEASE COUNTRYSIDE HOSPITAL CARDIAC REH			2	100%	2
VALLEY MEDICAL LABORATORY			2	100%	2
CARINGPLUS HOMECARE LLC		1	1	50%	2
POMERENE HOSPITAL			2	100%	2
CONWAY MEDICAL CENTER			2	100%	2
VAULT HEALTH			2	100%	2
ACCELERATED URGENT CARE		2			2
MAYO CLINIC GROUP PRACTICE LABORATORY			2	100%	2
DUBOIS CONTINUUM OF CARE COMMUNITY INC		2			2
SPECTRUM HEALTH			2	100%	2
NORTHSIDE FAMILY MEDICINE AND URGENT CARE (EAST COBB)		2			2
GALEN BAYLOR EXTENSION		2			2
Parkview Care and Rehabilitation Center		2			2
FLAGLER HOME CARE			2	100%	2
NORTH MANATEE HEALTH CARE CENTER			2	100%	2
CHRISTIAN REST HOME ASSOC		2			2

# COVID-19: testing by laboratory

Data through May 13, 2021 verified as of May 14, 2021 at 09:25 AM

Data in this report are provisional and subject to change.

The numbers in the table below represent the number of Florida and non-Florida residents for whom test results were received by the Department of Health. A person can be tested by more than one laboratory and can have both positive and negative results. **Therefore, the sum of the numbers in each column will be larger than the total number of people tested.**

Reporting lab	Inconclusive	Negative	Positive	Percent positive	Total
CVS OH3306POCT AKRON		1	1	50%	2
INTERNAL MEDICINE SPECIALISTS MEDICAL GROUP, PA		2			2
MOSAIC MEDICAL CENTER MARYVILLE			2	100%	2
CAPE FEAR VALLEY MEDICAL CENTER			2	100%	2
WISCONSIN STATE LABORATORY OF HYGIENE		1	1	50%	2
ULTIMATE KIDNEY CARE			2	100%	2
SOUTHERN BREEZE HEALTHCARE		1	1	50%	2
MEDEXPRESS URGENT CARE - DERBY N ROCK		2			2
FAST AID URGENT CARE			2	100%	2
Kroger 667 - The Little Clinic Litchfield Park		2			2
MEDEXPRESS URGENT CARE - BENTON		2			2
MEDEXPRESS URGENT CARE - SPRINGFIELD, COOLEY ST		2			2
MEDEXPRESS URGENT CARE - LINCOLN VILLA		2			2
SIGNAL DIAGNOSTICS DBA FLOWHEALTH LABS			2	100%	2
VILLAGES HEALTH SYSTEM, LLC, THE			2	100%	2
GASTROENTEROLOGY ASSOCIATES			2	100%	2
HOPE HEALTH & WELLNESS		2			2
INTEGRATED REGIONAL LABS			2	100%	2
Bethany Manor		2			2
GULF COAST REGIONAL MEDICAL CARE		2			2
ADVAGENIX			2	100%	2
Chatham Nursing and Rehab Center		2			2
TMH PHYSICIAN PARTNERS MONTICELLO		1	1	50%	2
SETON HILL UNIVERSITY		2			2
OMEGA RESEARCH CONSULTANTS			2	100%	2
LOURDES-NOREEN MCKEEN RESIDENCE□			2	100%	2
LP Marietta II, LLC		2			2
WHITESANDS OUTPATIENT TREATMENT		2			2
Waycross Health and Rehabilitation		2			2
WEST VIRGINIA LABORATORIES			2	100%	2
MELBOURNE URGENT CARE			2	100%	2
DIGESTIVE DISEASE CARE PC		2			2
RMC BROOKHOLLOW MED AESTHETICS INC		2			2
CAROLINA BAY HEALTHCARE CTR OF WILMING		2			2
MARTINSBURG VAMC		2			2
Fairview		1	1	50%	2
SHORE MEDICAL CENTER		2			2
MCCALLIE SCHOOL-STUDENT HEALTH CENTER		2			2
CVS MO5724POCT KANSAS CITY		2			2
CPL INC/BSSC PATHOLOGY		2			2
CVS MA1875POCT ASHLAND		1	1	50%	2
87TH MEDICAL GROUP - MCGUIRE AMBULATORY CARE FACILITY		2			2
GILA REGIONAL MEDICAL CENTER		2			2
MEDEXPRESS URGENT CARE - ST CLAIR, CLOVER DR.		1	1	50%	2
RENFREW CENTERS INC		2			2
DIVERSE MEDICAL CARE LLC			2	100%	2

# COVID-19: testing by laboratory

Data through May 13, 2021 verified as of May 14, 2021 at 09:25 AM

Data in this report are provisional and subject to change.

The numbers in the table below represent the number of Florida and non-Florida residents for whom test results were received by the Department of Health. A person can be tested by more than one laboratory and can have both positive and negative results. **Therefore, the sum of the numbers in each column will be larger than the total number of people tested.**

Reporting lab	Inconclusive	Negative	Positive	Percent positive	Total
GARNET HEALTH DOCTORS		2			2
CVS IN6611POCT INDIANAPOLIS		1	1	50%	2
Mary Anna Nursing Home		2			2
US LABS		2			2
CHILDREN'S MEDICAL CENTER-EAST ORLANDO			2	100%	2
PEACE RIVER CENTER CRISIS STABILIZATION UNIT		1	1	50%	2
Cottage of the Shoals		2			2
MEDSTAR HARBOR HOSPITAL			2	100%	2
BERKSHIRE MEDICAL CENTER			2	100%	2
TALLAHASSEE MEMORIAL HEALTHCARE FAMILY MED RESIDENCY			2	100%	2
HEALTH PARTNERS REGIONAL HOSPITAL			2	100%	2
PRECISION CLINICAL RESEARCH			2	100%	2
LUTHERAN SERVICES FLORIDA INC		1	1	50%	2
Harris Hill Nursing Facility		2			2
MEDEXPRESS URGENT CARE - SOUTH CHARLESTON		2			2
SUNBRIDGE CARE & REHAB FOR DECATUR		2			2
Robert J Dole VAMC		2			2
MANSFIELD MEDICAL LODGE			2	100%	2
DELAWARE DIVISION OF PUBLIC HEALTH			2	100%	2
TENNESSEE VALLEY HCS			2	100%	2
BELLIN HOSPITAL			2	100%	2
KEY WEST HMA PHYSICIAN MANAGEMENT, LLC			2	100%	2
BIOHEALTH MEDICAL LAB INC			2	100%	2
ST. VINCENT HOSPITAL			2	100%	2
BETHESDA HEALTH CARE CENTER		2			2
FLAGLER PROFESSIONAL HEALTH CAE SERVICES INC		2			2
Kroger 739 - The Little Clinic La Grange Road		2			2
CVS AZ9277POCT TUCSON		2			2
NATIONWIDE LABORATORY SERVICES		1	1	50%	2
FKC AMELIA ISLAND DIALYSIS			2	100%	2
CVS AZ9374POCT TUCSON		2			2
Kroger 020 - The Little Clinic Wheat Ridge		2			2
AMERICAN MEDICAL LABORATORIES			2	100%	2
HEALTH GROUP CENTER INC			2	100%	2
PRIMARY CARE SERVICES AT EDGEWATER		2			2
FEDERAL CORRECTIONAL INSTITUTION MARIANNA			2	100%	2
MAYO CLINIC COUMADIN CLINIC LABORATORY		1	1	50%	2
DURAND SENIOR CARE & REHAB CENTER		2			2
Q ALL CARE MEDICAL PC		2			2
FALMOUTH HOSPITAL		1	1	50%	2
FLORIDA PRIMARY CARE CENTER PA		2			2
NEMOURS CHILDREN'S PRIMARY CARE OF VERO BEACH			2	100%	2
VA Central California HCS		2			2
GULFCOAST JEWISH FAMILY			2	100%	2
AZALEA HEALTH AND REHABILITATION		2			2
DOCTOR TODAY URGENT CARE			2	100%	2

# COVID-19: testing by laboratory

Data through May 13, 2021 verified as of May 14, 2021 at 09:25 AM

Data in this report are provisional and subject to change.

The numbers in the table below represent the number of Florida and non-Florida residents for whom test results were received by the Department of Health. A person can be tested by more than one laboratory and can have both positive and negative results. **Therefore, the sum of the numbers in each column will be larger than the total number of people tested.**

Reporting lab	Inconclusive	Negative	Positive	Percent positive	Total
PORTAGE MEDICAL CENTER			2	100%	2
SHELBYVILLE HOSPITAL COMPANY		2			2
STOP URGENT CARE			2	100%	2
WELLSTAR SPALDING REGIONAL MEDICAL CENTER		2			2
APPLING NURSING & REHABILITATION PAVIL		2			2
JEFFERSON WASHINGTON TOWNSHIP HOSPITAL		2			2
HARTFORD HEALTH CARE & REHABILITATION			2	100%	2
AUSTIN REGIONAL CLINIC MICROBIOLOGY LAB			2	100%	2
TWIN LAKES REHAB & HEALTHCARE		2			2
OXLEY PARK HEALTH & REHAB		2			2
MEDERI CARETENDERS		1	1	50%	2
CARE ATC SUN HYDRAULICS TALLAVAST			2	100%	2
SHELL POINT HOME HEALTH			2	100%	2
EXPRESS CARE OF LEESBURG			2	100%	2
STUDENT HEALTH SERVICES			2	100%	2
Fairhaven Retirement Community		2			2
MAIN STREET MEDICAL CENTERS		2			2
CVS TX4794POCT ARLINGTON		2			2
GOOD PEDIATRICS			2	100%	2
Piney Grove Nursing and Rehabilitation Center		2			2
North Ottawa Care Center at Heartwood Lodge		2			2
UMHC HOLLYWOOD LABORATORY			2	100%	2
DALLAS BAPTIST UNIVERSITY - HEALTH SERVICES			2	100%	2
ST VINCENT'S AMBULATORY CARE INC			2	100%	2
DEER'S HEAD CENTER		2			2
CAREATC - PALM HARBOR		1	1	50%	2
ADVENTHEALTH IMAGING PARTIN SETTLEMENT			2	100%	2
Kroger 619 - The Little Clinic Hendersonville Indian Lake		2			2
BOND COMMUNITY HEALTH CENTER			2	100%	2
TRUE HEALTH INC			2	100%	2
UNITED MEMORIAL MEDICAL CENTER			2	100%	2
CHESTERFIELD HEALTHCARE GROUP, INC		2			2
SYNEOS HEALTH			2	100%	2
KIVA AT MOUNT DORA			2	100%	2
FLORIDA MEDICAL CLINIC IM LUTz			2	100%	2
RAPID MD			2	100%	2
NORTH MCALLEN PEDIATRIC CENTER			2	100%	2
SWEETWATER NURSING CENTER		2			2
SWEDISH COVENANT HOSPITAL			2	100%	2
PALMETTO FAMILY HEALTH CENTER			2	100%	2
ADVANCED MEDICAL OF FLORIDA			2	100%	2
WALGREENS #10495		2			2
CDPH K-12 SCHOOL LABORATORIES (HILLSBOROUGH CITY SCHOOL DISTRICT)			2	100%	2
LAREDO EMERGENCY ROOM			2	100%	2
MY PHARMACY			2	100%	2
ASCENSION ST VINCENT'S RIVERSIDE			2	100%	2

# COVID-19: testing by laboratory

Data through May 13, 2021 verified as of May 14, 2021 at 09:25 AM

Data in this report are provisional and subject to change.

The numbers in the table below represent the number of Florida and non-Florida residents for whom test results were received by the Department of Health. A person can be tested by more than one laboratory and can have both positive and negative results. **Therefore, the sum of the numbers in each column will be larger than the total number of people tested.**

Reporting lab	Inconclusive	Negative	Positive	Percent positive	Total
BMC/JACSONVILLE		1	1	50%	2
SPRING HILL REGIONAL HOSPITAL			2	100%	2
Essex Center for Rehabilitation and Healthcare		2			2
Cortland Acres Association		2			2
LIFETIME FAMILY URGENT CARE			2	100%	2
CAROLINAS HEALTHCARE SYSTEM LAB			2	100%	2
PIEDMONT WALTON HOSPITAL		2			2
MEMORIAL SLOAN KETTERING CANCER CENTER		1	1	50%	2
FALCON HEALTH CENTER			2	100%	2
PIEDMONT URGENT CARE - CONYERS		2			2
LAKE SUCCESS EXTENDED CARE		2			2
RM PHARMACY SERVICES INC		1	1	50%	2
POINT OF CARE PRIVATE HEALTH MANAGEMENT			2	100%	2
MICARE CLINC			2	100%	2
AMERICAN MOLECULAR LABORATORIES			2	100%	2
WALGREENS #05018		2			2
ROYAL CARE MEDICAL CENTER			2	100%	2
CVS MD1490POCT GAITHERSBURG		2			2
ILLINOIS DEPT OF PUBLIC HEALTH LABS			2	100%	2
JFK MEDICAL CENTER LABORATORY DEPT		2			2
TRINITAS REGIONAL MEDICAL CENTER		1	1	50%	2
FRESENIUS KIDNEY CARE SOUTH ST PETERSBURG			2	100%	2
BIONIC TECHNOLOGIES CORPORATION			2	100%	2
OELWEIN HEALTH CARE CENTER		2			2
INTEGRITY CLINICAL RESEARCH CENTER INC		1	1	50%	2
INNOVATIVE CARE II LLC			2	100%	2
ENVOY OF FORK UNION, LLC DBA ENVOY AT THE VILLAGE		2			2
PLAINS REGIONAL MEDICAL CENTER		2			2
GRANDVIEW COLLEGE STUDENT HEALTH CENTE		2			2
UHEALTH CARDIOLOGY			2	100%	2
ADVENT HEALTH CENTRAL TEXAS		1	1	50%	2
JRS LABORATORY			2	100%	2
ASCENSION ST MICHAEL'S HOSPITAL LAB		1	1	50%	2
Grand Junction VAMC		2			2
FLORIDA MENTOR FAULKNER GROUP HOME			2	100%	2
BAYLOR COLLEGE OF MEDICINE			2	100%	2
JOHN D. ARCHBOLD MEM. HOSPITAL			2	100%	2
DESERT HOSPITAL/CPHU CLINICAL LABORATORY			2	100%	2
ENCOMPASS HEALTH HOME HEALTH		1	1	50%	2
AVERA MEDICAL GROUP			2	100%	2
MARCO ISLAND HOSPITAL INC D/B/A		1	1	50%	2
441 URGENT CARE-MULBERRY			2	100%	2
PUBLIX PHARMACY #1092		2			2
ADVENTHEALTH EAST ORLANDO EMPLOYEE CLINIC		2			2
SUMMIT URGENT CARE PS			2	100%	2
Kroger 762 - The Little Clinic Clarksville		2			2

# COVID-19: testing by laboratory

Data through May 13, 2021 verified as of May 14, 2021 at 09:25 AM

Data in this report are provisional and subject to change.

The numbers in the table below represent the number of Florida and non-Florida residents for whom test results were received by the Department of Health. A person can be tested by more than one laboratory and can have both positive and negative results. **Therefore, the sum of the numbers in each column will be larger than the total number of people tested.**

Reporting lab	Inconclusive	Negative	Positive	Percent positive	Total
LAKEVIEW HEALTH CARE SYSTEM LLC			2	100%	2
MEDAILLE COLLEGE WELLNESS CENTER		2			2
Village Green Health & Rehabilitation		2			2
PALM BEACH DIABETES & ENDOCRINE SPECIALISTS PA			2	100%	2
RAPID RESULT CORP LLC		1	1	50%	2
REGIONS HOSPITAL LABORATORY			2	100%	2
SOUTHERN REGIONAL MEDICAL CENTER		2			2
ACKERMAN CANCER CENTER		2			2
PLASMA MED RESEARCH DBA		2			2
ACL LABORATORIES - ROSEMONT			2	100%	2
SACRED HEART HOSPITAL ON THE EMERALD			2	100%	2
COVANCE			2	100%	2
WAKULLA URGENT CARE & DIAGNOSTIC			2	100%	2
COLONIAL HEALTH CARE		1	1	50%	2
DOCTORS MEDICAL CTR OF WALTON COUNTY			2	100%	2
LAS PALMAS MEDICAL CENTER			2	100%	2
SCDHEC BUREAU OF LABORATORIES			2	100%	2
GREEN POINT RX INC DBA ALTRU CHEMISTS		2			2
JACOBO N LAMA, MD PA		2			2
NEW YORK PSYCHIATRIC INSTITUTE		2			2
CEDARS-SINAI MEDICAL CENTER			2	100%	2
MOBILE PHLEBOTOMY SERVICES			2	100%	2
MATHER HOSPITAL			2	100%	2
ADVANTA ANALYTICAL LABORATORIES			2	100%	2
CVS AZ9273POCT TUCSON			2	100%	2
ROBERTS WESLEYAN COLLEGE HEALTH CENTE		2			2
MEDEXPRESS URGENT CARE, MOSSIDE		2			2
SANTA ROSA COUNTY HEALTH DEPARTMENT			2	100%	2
CARELINE PHARMACY AND HEALTHCARE SERVICES		1	1	50%	2
VA CBOC			2	100%	2
ASHLEY PEDIATRICS			2	100%	2
MANISTEE COUNTY MEDICAL CARE FACILITY		2			2
HOUSTON HEALTH DEPARTMENT - BUREAU OF LABORATORY SERVICES			2	100%	2
WALKONCLINIC			2	100%	2
BAYCARE LABORATORIES			2	100%	2
BIRMINGHAM INTERNAL MEDICINE ASSOCIATE		1	1	50%	2
ADVANCED MEDICAL CARE			2	100%	2
Kroger 426 - The Little Clinic Suwanee		2			2
Beecher Manor Nursing and Rehabilitation Center		2			2
Kroger 130 - The Little Clinic Colorado Springs		2			2
BEREA URGENT CARE			2	100%	2
SOUTHEASTERN INSTITUTE OF RESTORATIVE MEDICINE		1	1	50%	2
AHSC ADVENTHEALTH WELL 65 PLUS		2			2
COOPER CLINIC			2	100%	2
WASHINGTONVILLE PHARMACY INC		2			2
AMERICAN LAB LLC		1	1	50%	2



# COVID-19: testing by laboratory

Data through May 13, 2021 verified as of May 14, 2021 at 09:25 AM

Data in this report are provisional and subject to change.

The numbers in the table below represent the number of Florida and non-Florida residents for whom test results were received by the Department of Health. A person can be tested by more than one laboratory and can have both positive and negative results. **Therefore, the sum of the numbers in each column will be larger than the total number of people tested.**

Reporting lab	Inconclusive	Negative	Positive	Percent positive	Total
CLINICAL REFERENCE LABORATORY, INC		2			2
Kroger 519 - The Little Clinic Georgesville Square		2			2
CRESTVIEW CLINICAL LABORATORY			2	100%	2
BAPTIST HOSPITAL INTERNAL MEDICINE GULF BREEZE			2	100%	2
Stillwater Healthcare		2			2
CHAPPEL GROUP RESEARCH, THE		2			2
PANCARE HEALTH - SNEADS ELEMENTARY			2	100%	2
PALMETTO BAY MEDICAL CENTER		1	1	50%	2
Friendship Manor Inc.		2			2
Walgreens #12427		1	1	50%	2
EVERYBODY'S FAMILY CLINIC		2			2
SOUTHEAST GEORGIA HEALTH SYSTEM			2	100%	2
MEDEXPRESS URGENT CARE - HAZLET		1	1	50%	2
FHCP ASC - ORANGE CITY			2	100%	2
KAISER SUNNYSIDE MEDICAL CTR LAB		2			2
WALGREENS # 04626		1	1	50%	2
UNIVERSTIY OF ILLINOIS HOSPITAL			2	100%	2
SUNSHINE PHARMACY		2			2
AMERICAN FAMILY CARE URGENT CARE		1	1	50%	2
HUMILITY OF MARY HEALTH PARTNERS			2	100%	2
URGENT CARE OF COASTAL GEORGIA			2	100%	2
Absolut Care at Three Rivers		2			2
HCR MANOR CARE SERVICES OF FLORIDA III INC		2			2
Timber Ridge Health Care Center			2	100%	2
FLORIDA SCHOOL FOR THE DEAF & BLIND			2	100%	2
NORTHWEST MEDICAL CENTER LABORATORY		2			2
MEDEXPRESS URGENT CARE-MT PLEASANT		1	1	50%	2
MEDEXPRESS URGENT CARE - BROOKHAVEN		2			2
CONCENTRA - PLANT CITY		2			2
NSUH AT SYOSSET		2			2
INSPIRE HEALTHCARE CENTER			2	100%	2
NEXTCARE DOBSON			2	100%	2
CVS M08581POCT BLUE SPRINGS		1	1	50%	2
BOCA RATON REGIONAL HOSPITAL INC			2	100%	2
ABSOLUTE QUICK CARE		1	1	50%	2
MEMORIAL HOSPITAL OF SOUTH BEND			2	100%	2
MEDPOST OF MEMPHIS TN			2	100%	2
Holiday Retirement Home			2	100%	2
SENDER RETREAT ADULT DAY CARE CENTERS			2	100%	2
SUMMIT URGENT CARE - MARIETTA		2			2
FLORIDA SOUTHERN COLLEGE		1	1	50%	2
PHYSICIANS PREMIER			2	100%	2
TLC MEDICAL			2	100%	2
MAINE CENTER FOR DISEASE CONTROL AND PREVENTION			2	100%	2
MEDEXPRESS URGENT CARE - LODI		2			2
Beth Sholom Home of Eastern Virginia		1	1	50%	2

# COVID-19: testing by laboratory

Data through May 13, 2021 verified as of May 14, 2021 at 09:25 AM

Data in this report are provisional and subject to change.

The numbers in the table below represent the number of Florida and non-Florida residents for whom test results were received by the Department of Health. A person can be tested by more than one laboratory and can have both positive and negative results. **Therefore, the sum of the numbers in each column will be larger than the total number of people tested.**

Reporting lab	Inconclusive	Negative	Positive	Percent positive	Total
CROSSROADS			2	100%	2
Ozark Health and Rehabilitation, LLC		2			2
HIGHLAND PARK LAKEWOOD PRESTON HOLLOW			2	100%	2
ABRAKIDABRA PEDIATRIC CLINIC LLC			2	100%	2
HENRY FORD WEST BLOOMFIELD HOSPITAL			2	100%	2
Covington Care Nursing and Rehabilitation		2			2
SIMMONS			2	100%	2
CARE NOW DENTON			2	100%	2
Winer Haven Health and Rehabilitation Center		2			2
PM PEDIATRICS OF BAYSIDE PLLC - BELLER		2			2
MEDICAL ASSOCIATES OF BREVARD LLC		1	1	50%	2
UNIVERSITY MEDICAL CENTER OF SOUTHERN NEVADA (UMCSN)			2	100%	2
CVS OH6185POCT PICKERINGTON		2			2
NEW YORK UNIVERSITY MEDICAL CENTER			2	100%	2
VALLEY BAPTIST MEDICAL CENTER: BROWNSVILLE			2	100%	2
UNIVERSITY OF VERMONT MEDICAL CENTER			2	100%	2
CARESPOT URGENT CARE		1	1	50%	2
Kroger 672 - The Little Clinic Bill Kennedy & Glenwood		2			2
MERCY CONVENIENT CARE			2	100%	2
EXCELTOX LABORATORIES LLC		2			2
VALUE DRUGS BRONXVILLE INC		2			2
CRAWFORD COUNTY CARE CENTER		2			2
RIVERVIEW MEDICAL CLINIC		2			2
LIBERTY HEALTH CENTER			2	100%	2
OUR LADY OF THE LAKE REGIONAL MEDICAL CENTER			2	100%	2
DOCTORS CARE OF PALM COAST			2	100%	2
CVS PHARMACY INC DBA CVS/PHARMACY # 10600		2			2
PM PEDIATRICS OF BAYSIDE, PLLC - RIVE		2			2
HEAD 2 TOE PEDIATRICS, PLLC		1	1	50%	2
ST. ELIZABETH HEALTHCARE			2	100%	2
FLORIDA MEDICAL CLINIC RADIOLOGY DALE MABRY		2			2
ASPIRUS RIVERVIEW HOSPITAL & CLINICS INC		1	1	50%	2
METHODIST HEALTHCARE - MEMPHIS HOSP		2			2
CVS MA38POCT CHARLTON		2			2
MORRISTOWN MEMORIAL HOSPITAL		2			2
UMMC MIDTOWN CAMPUS			2	100%	2
Kroger 412 - The Little Clinic Oxford		2			2
Parkwood in the Pines		2			2
Oakmont of Katy Nursing and Rehabilitation		2			2
LEXINGTON PLACE			2	100%	2
NORTHEAST FLORIDA HEALTH SERVICES, INC DBA FAMILY HEALTH SOURCE			2	100%	2
MEDEXPRESS URGENT CARE - RUSSELLVILLE, W MAIN ST		2			2
BIOMAT USA			2	100%	2
MEDEXPRESS URGENT CARE - CONWAY		2			2
MEDEXPRESS URGENT CARE - OMAHA N 72 ST		2			2
POLK PEDIATRICS		1	1	50%	2

# COVID-19: testing by laboratory

Data through May 13, 2021 verified as of May 14, 2021 at 09:25 AM

Data in this report are provisional and subject to change.

The numbers in the table below represent the number of Florida and non-Florida residents for whom test results were received by the Department of Health. A person can be tested by more than one laboratory and can have both positive and negative results. **Therefore, the sum of the numbers in each column will be larger than the total number of people tested.**

Reporting lab	Inconclusive	Negative	Positive	Percent positive	Total
Delaware Court Healthcare Center		2			2
ST ANTHONY'S PINELLAS CARE CLINIC			2	100%	2
Providence of Sparta Health and Rehabilitation		2			2
METHODIST SPECIALTY CARE CENTER		2			2
SARASOTA MEMORIAL MEDICAL URGENT CARE CENTER			2	100%	2
PEDIATRIC ASSOCIATES OF JULINGTON CREEK			2	100%	2
BROOKDALE PALM BEACH GARDENS			2	100%	2
IM&P WELLNES CENTER			2	100%	2
CLARKSVILLE HEALTH SYSTEM			2	100%	2
The Grand Rehabilitation & Nursing Utica		2			2
PEDIATRIC HEALTH CARE		1	1	50%	2
CIGNA GATEWAY			2	100%	2
FHPG SURGICAL ASSOCIATES OF EAST PASCO			2	100%	2
Northpoint Lexington Healthcare		1	1	50%	2
GOLISANO PEDIATRICS PORT CHARLOTTE HARBOR		2			2
URGENT CARE AND SURGERY CENTER			2	100%	2
BETHESDA HOSPITAL			2	100%	2
LITTLE FALLS HOSPITAL LABORATORY		2			2
GOSHEN HOSPITAL			2	100%	2
NEWTON MEMORIAL HOSPITAL		2			2
SPARTANBURG REGIONAL MEDICAL CENTER			2	100%	2
WyndRidge Health & Rehabilitation		2			2
UF KANAPAHA LAB BEAKER		2			2
INSPIRIT SENIOR LIVING			2	100%	2
The Friendly Home		2			2
CVS NE2741POCT LA VISTA		2			2
Sanford Health & Rehabilitation			2	100%	2
PHYSICIANS LABORATORY SERVICES			2	100%	2
Warren Center for Rehabilitation and Nursing		2			2
MD NOW URGENT CARE MEDICAL CENTERS INC			2	100%	2
VETERANS AFFAIRS MEDICAL CENTER - GREATER LOS ANGELES			2	100%	2
CARE 365			2	100%	2
Port Orange Nursing And Rehab Center			2	100%	2
Walgreens #5065		2			2
Walgreens #19019		2			2
MADISON HOSPITAL LABORATORY			2	100%	2
DAVENPORT PEDIATRICS CLERMONT			2	100%	2
ON-SITE MEDICAL SOLUTIONS		2			2
WAYNE MEMORIAL HOSPITAL		2			2
BFT LAB			2	100%	2
UNIVERSITY COMMUNITY HEALTH SERVICES		1	1	50%	2
EASTGENE LABORATORIES		2			2
UNIVERSITY OF MIAMI SCCC RESEARCH LABORATORY			2	100%	2
DIAGNOSTIC AFFILIATES			2	100%	2
COUNTRY COTTAGE		2			2
SOUTHEASTERN HEALTH FACILITES, INC		1	1	50%	2

# COVID-19: testing by laboratory

Data through May 13, 2021 verified as of May 14, 2021 at 09:25 AM

Data in this report are provisional and subject to change.

The numbers in the table below represent the number of Florida and non-Florida residents for whom test results were received by the Department of Health. A person can be tested by more than one laboratory and can have both positive and negative results. **Therefore, the sum of the numbers in each column will be larger than the total number of people tested.**

Reporting lab	Inconclusive	Negative	Positive	Percent positive	Total
SKY LAKES MEDICAL CENTER		2			2
Ohio Veterans Home-Georgetown		2			2
MCLAREN REGIONAL MEDICAL CENTER			2	100%	2
GPI MEDICAL CENTER, INC			2	100%	2
LIFESPRING COMMUNITY HEALTH		2			2
WELLSTREET SMYNA URGENT CARE		2			2
TENNESSEE DEPARTMENT OF HEALTH (TDH) - REGIONAL LABORATORY			2	100%	2
Eagle Health and Rehabilitation		2			2
MIRAMAR KIDNEY CENTER		1	1	50%	2
MEDEXPRESS-DOVER		2			2
LACORP		1	1	50%	2
RICHICHI FAMILY HEALTH			2	100%	2
AHC Forest cove		2			2
CHI MEMORIAL PRIMARY CARE ASSOCIATES-A		2			2
CQUENTIA NGS, LLC			2	100%	2
CALIFORNIA DIVISION OF COMMUNICABLE DISEASE CONTROL			2	100%	2
Dexter Health Care		2			2
IMMEDIATE CARE MEDICAL CENTER			2	100%	2
GENETIC ASSAYS INC			2	100%	2
NLC LABS			2	100%	2
CVS AZ7855POCT TUCSON		1	1	50%	2
CHIPLEY DIALYSIS			2	100%	2
OPTUMSERVE HEALTH SERVICES INDIANA			2	100%	2
IRA FIALKO DO			2	100%	2
PPD CLINICAL RESEARCH UNIT			2	100%	2
POMONA VALLEY COMMUNITY HOSPITAL			2	100%	2
MINUTECLINIC DIAGNOSTIC OF KANSAS, PC		2			2
APPLECARE VALDOSTA			2	100%	2
SHERIDAN AT HOBE SOUND, THE			2	100%	2
GRACE HEALTHCARE OF LAKE WALES		1	1	50%	2
Life Care Center of Elyria		2			2
Kroger 441 - The Little Clinic Middletown		2			2
Walgreens #9278		2			2
WEST FLORIDA MEDICAL ASSOCIATES			2	100%	2
DEVLAB, LLC			2	100%	2
STEWART ST ELIZABETH MEDICAL CENTER			2	100%	2
DELAWARE DIAGNOSTICS LABS			2	100%	2
MIDDLE TENN MENTAL HEALTH INSTITUTE		2			2
GUARDIAN HOME CARE OF CENTRAL GEORGIA		2			2
CLEMENT J ZABLOCKI VAMC		2			2
UNIVERSITY HOSPITAL OF BROOKLYN		2			2
LIFEGUARD AMBULANCE SERVICES LLC, TEXAS- SAN			2	100%	2
SUNNYSIDE MANOR		2			2
LEHIGH MEDICAL AND RESEARCH CENTER, INC			2	100%	2
VITAL CARE CLINIC, LLC			2	100%	2
VA WNYHCS - Buffalo Division		1	1	50%	2

# COVID-19: testing by laboratory

Data through May 13, 2021 verified as of May 14, 2021 at 09:25 AM

Data in this report are provisional and subject to change.

The numbers in the table below represent the number of Florida and non-Florida residents for whom test results were received by the Department of Health. A person can be tested by more than one laboratory and can have both positive and negative results. **Therefore, the sum of the numbers in each column will be larger than the total number of people tested.**

Reporting lab	Inconclusive	Negative	Positive	Percent positive	Total
OUR LOVING HANDS COMPANION SERVICE LLC		2			2
RHODE ISLAND DEPARTMENT OF HEALTH LABORATORIES			2	100%	2
NEIGHBORCARE PHARMACY SERVICES		2			2
HAILE MEDICAL GROUP PA		2			2
ADVENTIST HINSDALE HOSPITAL LABORATORY			2	100%	2
FLORIDA CLINICAL LABORATORY INC			2	100%	2
SHANDS JACKSONVILLE CLINICAL CENTER		1	1	50%	2
TEXAS REGIONAL ASTHMA & ALLERGY CENTER			2	100%	2
FLORIDA DEPARTMENT OF HEALTH PINELLAS COUNTY-LABTOX LABORATORIES			2	100%	2
Kroger 686 - The Little Clinic Farragut		2			2
VA Greater LA HCS-Santa Maria OPC			2	100%	2
HEALTHCARE NETWORK			2	100%	2
PARK CITY HOSPITAL - RESPIRATORY CARE SERVICES			2	100%	2
CARTER BLOOD CARE			2	100%	2
James A. Lovell Federal Health Care Center		2			2
SYMPHONY OF BUFFALO GROVE		2			2
THE HOSPITAL OF PROVIDENCE EMERGENCY ROOM			2	100%	2
WEST COAST PEDIATRICS			2	100%	2
ONTARIO COUNTY PUBLIC HEALTH		2			2
WEST FLORIDA MEDICAL ASSOCIATES, PA			2	100%	2
ANNE ARUNDEL MEDICAL CENTER			2	100%	2
THE WINDSOR ORTEGA		2			2
MEDICAL ASSOCIATES OF BREVARD DR S VYAS			2	100%	2
Mayaguez Outpatient Clinic		2			2
CVS SC7567POCT BOILING SPRINGS		1	1	50%	2
UNM SANDOVAL REGIONAL MEDICAL CENTER		2			2
Tuscola County Medical Care Community		2			2
WILLOWBROOKE CT AT LIMA ESTATES		2			2
Great Lakes Health Center			2	100%	2
ALLSTATE HEALTH SERVICES, INC		2			2
WALGREENS NO 10512		1	1	50%	2
MID-FLORIDA HEMATOLOGY AND ONCOLOGY CENTERS		2			2
Kroger 596 - The Little Clinic Brentwood		2			2
KEATING SPORTS CENTER		2			2
First Care Living Center/Essentia Health			2	100%	2
ANDERSON COUNTY HOSPITAL			2	100%	2
SOUTH DAKOTA DEPARTMENT OF HEALTH		2			2
COBLESKILL REGIONAL HOSPITAL		2			2
INDIANA STATE DEPARTMENT OF HEALTH LAB			2	100%	2
DEPT OF HEALTH			2	100%	2
MEMORIAL HERMANN HOSPITAL			2	100%	2
Kroger 328 - The Little Clinic Henderson Road		2			2
PTC LABORATORIES			2	100%	2
PATIENT FIRST-BATTLEFIELD			2	100%	2
Lenawee Medical Care Facility		2			2

# COVID-19: testing by laboratory

Data through May 13, 2021 verified as of May 14, 2021 at 09:25 AM

Data in this report are provisional and subject to change.

The numbers in the table below represent the number of Florida and non-Florida residents for whom test results were received by the Department of Health. A person can be tested by more than one laboratory and can have both positive and negative results. **Therefore, the sum of the numbers in each column will be larger than the total number of people tested.**

Reporting lab	Inconclusive	Negative	Positive	Percent positive	Total
TSALI CARE CENTER		2			2
MEDEXPRESS URGENT CARE - LINCOLN		2			2
SOUTHSIDE FAMILY MEDICAL		2			2
HEALTH NETWORK			2	100%	2
CARRIER MILLS NURSING & REHABILITATION CENTER LLC		2			2
VALUE DRUGS GREENLAWN INC		2			2
CREATIVE HEALTH CENTER			2	100%	2
REELFOOT FAMILY WALK IN CLINIC - TIPT		2			2
DAYTONA BEACH CENTRA CARE			2	100%	2
ST LUKE'S BOISE REGIONAL MEDICAL CENTER		2			2
SHEPHERD CENTER CLINICAL LABORATORY		2			2
Colonial Manor Nursing and Rehabilitation Center		2			2
CARLE FOUNDATION HOSPITAL LABORATORY			2	100%	2
RIVIERA BEACH INTEGRATED CARE INC			2	100%	2
REHOBOTH MCKINLEY CHRISTIAN HOSPITAL		2			2
AL MANI HEALTH INSTUTUTE		2			2
PUBLIX PHARMACY #1387		2			2
STAGES OF LIFE MEDICAL INSTITUTE			2	100%	2
CARIBOU MEDICAL CENTER			2	100%	2
NEW BRIDGE MEDICAL CENTER		2			2
MOUNT SINAI MEDICAL CENTER OF FLORIDA, INC			2	100%	2
ADVANCED FOOT AND ANKLE OF INDIAN RIVER		2			2
CVS MI8287POCT MACOMB		2			2
NORTH DAKOTA VETERANS HOME		2			2
Alden Des Plaines			2	100%	2
FLORIDA KEYS PED & ADOLES CTR			2	100%	2
SIOUX FALLS STORM		2			2
NYU LANGONE HUNTINGTON MEDICAL GROUP		2			2
CITRUS PARK			2	100%	2
Walgreens #7156			2	100%	2
NORTH SHORE MEDICAL CENTER - SALEM HOSPITAL			2	100%	2
UNIVERSITY OF MN MEDICAL CENTER EAST CAMPUS			2	100%	2
SOWAL HEALTH & DRUG			2	100%	2
NEMOURS CHILDRENS PRIMARY CARE			2	100%	2
UMASS MEMORIAL MEDICAL CENTER, INC		1	1	50%	2
MEDLOGIC, LLC		2			2
ARCPPOINTLABS OF VIRGINIA BEACH		1	1	50%	2
MI Nursing Restorative Center		2			2
NYUMC CLINICAL LABORATORIES			2	100%	2
OAKBRIDGE TERRACE AT SAE			2	100%	2
TGH Brandon Healthplex Laboratory			2	100%	2
SOUTH TAMPA AFTER HOURS CLINIC			2	100%	2
WURLAND NURSING AND REHABILITATION, L		2			2
Kroger 647 - The Little Clinic Newnan Crossings		1	1	50%	2
EXPRESS PHARMACY INC		1	1	50%	2
UNIVERSITY OF TEXAS AT EL PASO, THE			2	100%	2

# COVID-19: testing by laboratory

Data through May 13, 2021 verified as of May 14, 2021 at 09:25 AM

Data in this report are provisional and subject to change.

The numbers in the table below represent the number of Florida and non-Florida residents for whom test results were received by the Department of Health. A person can be tested by more than one laboratory and can have both positive and negative results. **Therefore, the sum of the numbers in each column will be larger than the total number of people tested.**

Reporting lab	Inconclusive	Negative	Positive	Percent positive	Total
SOUTH HILLSBOROUGH CBOC			2	100%	2
MOBILE MEDICAL UNIT- SAINT JOSEPH REG		2			2
BAPTIST HEALTH PRIMARY CARE AT DORAL			2	100%	2
NAVAL BRANCH MEDICAL CLINIC			2	100%	2
MAGNOLIA ADULT, LLC			2	100%	2
VIRGINIA DEPT OF HEALTH OFFICE OF EPIDEMIOLOGY			2	100%	2
ST. MARY'S MEDICAL CENTER EVANSVILLE, INC			2	100%	2
DEKALB MEDICAL CENTER LABORATORY			2	100%	2
MILFORD REGIONAL HOSPITAL			2	100%	2
MID AMERICA CLINICAL LABS			2	100%	2
VANAYER HEALTHCARE AND REHAB CENTER		2			2
COLD SPRING HILLS CENTER FOR NURSING A		2			2
TEMPLE UNIVERSITY HOSPITAL			2	100%	2
IN & OUT URGENT CARE METAIRIE			2	100%	2
BAPTIST HEALTH LEXINGTON			2	100%	2
FIRSTCHOICE FAMILY CARE, PLLC		2			2
RIVER CITY MEDICAL ASSOCIATES, INC			2	100%	2
CLINIC OF PLANT CITY, THE		2			2
FLORIDA MEDICAL CLINIC CARDIOLOGY-ZH			2	100%	2
Children's Specialized Hospital		2			2
NORTH SHORE HEMATOLOGY-ONCOLOGY ASSOCIATES		2			2
HEALTH & REHAB CTR AT DOLPHINS VIEW, THE			2	100%	2
Kroger 409 - The Little Clinic Hebron Marketplace		1	1	50%	2
PHYSICIANS ASSOCIATES PA			2	100%	2
Guilford Health Care Center		2			2
Tidelands Health Rehabilitation Hospital			2	100%	2
GULF COAST MEDICAL CENTER RESPIRATORY CARE			2	100%	2
Manor At Perrysburg		2			2
ASANTE ROGUE REGIONAL MEDICAL CENTER L		2			2
CVS OH4327POCT PAINESVILLE		2			2
ABBAY DELRAY SOUTH IN FLORIDA			2	100%	2
FIRST CARE WALK IN CLINIC LLC			2	100%	2
WALGREENS #05432		2			2
SPRINGS MEDICAL LAB		1	1	50%	2
SOUTHERN TENNESSEE MEDICAL CENTER			2	100%	2
JMC TALLAHASSEE, LLC			2	100%	2
Jackson Health Care Facility			2	100%	2
JORDAN VALLEY MEDICAL CENTER			2	100%	2
Kroger 745 - The Little Clinic Somerset		2			2
SPRING VALLEY HOSPITAL MEDICAL CENTER			2	100%	2
DALLAS MEDICAL CENTER			2	100%	2
Cooperstown Center for Nursing and Rehabilitation		2			2
BOCA RATON PHYSICIANS PA			2	100%	2
HAMPTON VAMC		2			2
BUFFALO CROSSINGS HEALTHCARE AND REHABILITATION CENTER			2	100%	2
EASTERN NEW MEXICO UNIVERSITY STUDENT		2			2

# COVID-19: testing by laboratory

Data through May 13, 2021 verified as of May 14, 2021 at 09:25 AM

Data in this report are provisional and subject to change.

The numbers in the table below represent the number of Florida and non-Florida residents for whom test results were received by the Department of Health. A person can be tested by more than one laboratory and can have both positive and negative results. **Therefore, the sum of the numbers in each column will be larger than the total number of people tested.**

Reporting lab	Inconclusive	Negative	Positive	Percent positive	Total
TRIDENT ANTI AGING LLC			2	100%	2
ABILITY DIAGNOSTICS LLC			2	100%	2
CITRUS DERMATOLOGY			2	100%	2
Lynwood		2			2
LILY PHARMACY		2			2
Kroger 096 - The Little Clinic Orchard and Holly		2			2
AHC Humboldt		2			2
Bethel Lutheran Home		2			2
BAYCARE OUTREACH LAB WH SOUTH			2	100%	2
TULANE MEDICAL CENTER			2	100%	2
EDGEWATER RETIREMENT MANOR			2	100%	2
VENETIAN GARDENS		2			2
Glenburn Home		2			2
SELECT MEDICAL CLINIC			2	100%	2
BLOSSOMS ASSISTED LIVING 1 LLC			2	100%	2
ADVOCATE SHERMAN HOSPITAL			2	100%	2
ABSOLUTE CAREGIVERS HOME HEALTH AGENCY INC			2	100%	2
CARBON HEALTH			2	100%	2
St. Luke's Care Center		2			2
JOHNSON CITY MEDICAL CENTER		1	1	50%	2
Parkridge Specialty Care		2			2
CIRRUS DX			2	100%	2
Edinboro Manor		2			2
WillowBrooke Court at Westminster Village		2			2
PALMS OF FT MYERS,THE			2	100%	2
Aurora CBOC			2	100%	2
ORLANDO HEALTH MEDICAL GROUP		1	1	50%	2
PRESTIGE EMERGENCY ROOM LLC			2	100%	2
NEW YORK CITY DEPARTMENT OF HEALTH			2	100%	2
Mount Olivet Careview Home		2			2
LUTHERAN HOSPITAL OF INDIANA			2	100%	2
MEMORIAL HOSPITAL WEST			2	100%	2
ROCKEFELLER UNIVERSITY CLINICAL GENOMICS LABORATOR		2			2
MIDWAY PRIMARY CARE LLC		2			2
ALL CHILDRENS PEDIATRIC CLINIC			2	100%	2
FAMILY URGENT CARE		2			2
HOME ACCESS HEALTH			2	100%	2
PIEDMONT MOUNTAINSIDE HOSPITAL LABORAT		2			2
CHRISTUS SPOHN HOSPITAL			2	100%	2
AEGIS MEDICAL GROUP LLC			2	100%	2
FLORIDA DEPARTMENT OF HEALTH IN ESCAMBIA COUNTY		1	1	50%	2
CVS CA882POCT SAN CLEMENTE		2			2
POPLAR HEALTHCARE			2	100%	2
Elba Nursing and Rehabilitation Center, LLC		2			2
EXCEPTIONAL EMERGENCY CENTER - AMARILLO			2	100%	2
CVS TX3702POCT KATY		2			2



# COVID-19: testing by laboratory

Data through May 13, 2021 verified as of May 14, 2021 at 09:25 AM

Data in this report are provisional and subject to change.

The numbers in the table below represent the number of Florida and non-Florida residents for whom test results were received by the Department of Health. A person can be tested by more than one laboratory and can have both positive and negative results. **Therefore, the sum of the numbers in each column will be larger than the total number of people tested.**

Reporting lab	Inconclusive	Negative	Positive	Percent positive	Total
STATCARE URGENT AND WALK-IN			2	100%	2
VA Healthcare Center- Newburg		1	1	50%	2
The Laurels of Hendersonville		2			2
GOUVERNEUR HOSPITAL LABORATORY		2			2
UNIVERSITY OF MISSOURI HEALTH CARE			2	100%	2
BAPTIST HEALTH MEDICAL PLAZA			2	100%	2
A G RHODES HOME AT WESLEY WOODS		2			2
MINUTECLINIC DIAGNOSTICS OF OKLAHOMA		2			2
HANOVER ENDOSCOPY CENTER		2			2
PT&J REHAB LLC		1	1	50%	2
DUKE HEALTH REGIONAL HOSPITAL			2	100%	2
MIAMI DADE MEDICAL RESEARCH INSTITUTE			2	100%	2
GOSHEN MEDICAL CENTER			2	100%	2
THE EDGEWATER AND WATERMAN VILLAGE			2	100%	2
UNITY LONGPOND		2			2
Lake Charles Healthcare LLC dba Landmark Lake Charles			2	100%	2
CATHOLIC HEALTH LABORATORY SERVICES		2			2
Manorcare Health Services West Reading North		2			2
ADVENTHEALTH CENTRA CARE POINCIANA			2	100%	2
EXCUSED ABSENCE PLLC		2			2
Walgreens #9890		2			2
Robert Cranfield			2	100%	2
WELLNESS MEDICAL CLINIC			2	100%	2
WESTMINSTER SUNCOAST			2	100%	2
SCHEURER HOSPITAL		2			2
STATE OF FLORIDA			2	100%	2
YOUTH AND YOU, INC		2			2
GERM BUSTERS 911 LLC			2	100%	2
OSF ST JOSEPH MEDICAL CENTER			2	100%	2
BLACKBAG DIGITAL HEALTH LLC		2			2
Southern Pines Healthcare Center		1	1	50%	2
JASPER MEMORIAL HOSPITAL		1	1	50%	2
WOODHILLS LABS			2	100%	2
PALM MEDICAL CENTER - PLANT CITY		2			2
WOODLAND VILLAGE HEALTHCARE CENTER		2			2
CVS LA1116POCT BATON ROUGE		1	1	50%	2
BAPTIST HOSPITAL LABORATORY			2	100%	2
GREEN RIVER MEDICAL CENTER			2	100%	2
ONSLOW COUNTY HEALTH DEPARTMENT			2	100%	2
BAYLOR SCOTT & WHITE COMPREHENSIVE WOUND			2	100%	2
CVS NJ2369POCT JACKSON		2			2
GOLDSTEIN			2	100%	2
COOL KIDZ PEDIATRICS			2	100%	2
UNIVERSITY OF MARYLAND PATHOLOGY ASSOCIATES			2	100%	2
CRUC CMCH-COVID-19		2			2
Buena Vista Care Center		2			2

# COVID-19: testing by laboratory

Data through May 13, 2021 verified as of May 14, 2021 at 09:25 AM

Data in this report are provisional and subject to change.

The numbers in the table below represent the number of Florida and non-Florida residents for whom test results were received by the Department of Health. A person can be tested by more than one laboratory and can have both positive and negative results. **Therefore, the sum of the numbers in each column will be larger than the total number of people tested.**

Reporting lab	Inconclusive	Negative	Positive	Percent positive	Total
CENTRAL FLORIDA FAMILY HEALTH CENTER		2			2
PEACE RIVER MEDICAL CENTER		2			2
Jersey City Medical Center		2			2
Highland Rehabilitation and Nursing Center		2			2
Good Samaritan Society Waukon		2			2
AUGUSTA HEALTH SKILLED CARE			2	100%	2
DRR JMC URGENT CARE DONALD ROSS			2	100%	2
OSF SAINT FRANCIS MEDICAL CENTER			2	100%	2
FLORIDA LIVING NURSING CENTER			2	100%	2
CVS TX7431POCT ROWLETT		2			2
SYLVAN NURSING			2	100%	2
MEDEXPRESS URGENT CARE - MYLAN			2	100%	2
CVS MA1877POCT NORTON		2			2
MEDEXPRESS URGENT CARE, LEBANON		2			2
MINUTECLINIC MINUTECLINIC #4978		1	1	50%	2
EAST CENTRAL REGIONAL HOSPITAL GRACEWO		2			2
RABI SINHA, MD		2			2
BERGEN COUNTY SURGICAL AND ENDOSCOPY CENTER		2			2
NORTHSIDE FAMILY MEDICINE AND URGENT CARE (CUMMING)		2			2
PALM WEST INTERNIST PA			2	100%	2
FLORIDA DEPARTMENT OF HEALTH IN CITRUS COUNTY		2			2
SPECTRA EAST INC		1	1	50%	2
LAB CORP OF AMER SAN DIEGO			2	100%	2
SCIENTIFIC LABORATORY COMPANY		2			2
Iron County Medical Care Facility		2			2
UW HOSPITAL AND CLINICS		1	1	50%	2
CHNJ		2			2
The Suites at Western Home Communities		2			2
JULIE STAATS DO		2			2
WillowBrooke Court at Southampton Estates		2			2
WILSON MEMORIAL HOSPITAL			2	100%	2
BAYSHORE MEDICAL CENTER			2	100%	2
CENTRAL ARKANSAS VETERANS HEALTHCARE SYSTEM - VETERANS AFFAIRS			2	100%	2
ALABAMA REFERENCE LAB			2	100%	2
BOSTON PUBLIC HEALTH COMMISSION			2	100%	2
HPH HOME CARE		1	1	50%	2
MD NOW URGENT CARE CENTER INC.			2	100%	2
Avanti Wellness and Rehab			2	100%	2
MEDSTAR HEALTH URGENT CARE			2	100%	2
VICKIE N HARRELL MD		2			2
HOLY FAMILY MEDICAL CENTER		1	1	50%	2
PruittHealth Lakehaven		2			2
Virginia Gay Nursing and Rehab		2			2
PATIENT FIRST MEDICAL CENTER-CARYTOWN			2	100%	2
ACN PHYSICIANS GROUP CORP			2	100%	2
CONEMAUGH MEMORIAL MEDICAL CENTER		2			2

# COVID-19: testing by laboratory

Data through May 13, 2021 verified as of May 14, 2021 at 09:25 AM

Data in this report are provisional and subject to change.

The numbers in the table below represent the number of Florida and non-Florida residents for whom test results were received by the Department of Health. A person can be tested by more than one laboratory and can have both positive and negative results. **Therefore, the sum of the numbers in each column will be larger than the total number of people tested.**

Reporting lab	Inconclusive	Negative	Positive	Percent positive	Total
MEDICAL CENTER LABORATORY			2	100%	2
HCA HOUSTON ER 24/7			2	100%	2
CVS AZ5477POCT SURPRISE		2			2
JUPITER PEDIATRIC ASSOCIATES, PA		1	1	50%	2
WALGREENS AGUADILLA (ST 177)		2			2
JENNIE STUART MEDICAL CENTER			2	100%	2
MISSION HOSPITAL REGIONAL MEDICAL CENTER			2	100%	2
OAKMONT WEST- GREENVILLE SC		2			2
GSM OCED Subsection			2	100%	2
SUDARSAN KAMISSETTY MD PA			2	100%	2
PULMONARY MEDICINE		2			2
LOUIS A JOHNSON VAMC		2			2
COMPLETE HEALTH MEDICAL CENTER			2	100%	2
CLEAR LAKE REGIONAL MEDICAL CENTER			2	100%	2
Kroger 407 - The Little Clinic Lexington		1	1	50%	2
MEDEXPRESS URGENT CARE - SPRINGDALE, S 40TH STREET		2			2
JACKSON LABORATORY OF GENOMIC MEDICINE		2			2
MEDEXPRESS URGENT CARE - MARTINSVILLE		2			2
OHIOHEALTH URGENT CARE			2	100%	2
PRIMACARE MEDICAL LAKEWOOD			2	100%	2
FORT MYERS NORTH DIALYSIS		1	1	50%	2
Kroger 477 - The Little Clinic Fort Mitchell		2			2
Errera Community Care Center		2			2
EASTLAKE MEDICAL CENTER		2			2
MINUTE CLINIC DIAGNOSTICS OF IN, LLC #6252		2			2
MAGNOLIA MANOR OF COLUMBUS		2			2
SALEM VAMC		2			2
RIDGEFIELD PEDIATRIC ASSOCIATES		2			2
Jacob's Creek Nursing and Rehabilitation Center		2			2
NEW YORK CITY CENTRAL COVID			2	100%	2
MAWD PATHOLOGY GROUP			2	100%	2
KETTERING MEDICAL CENTER			2	100%	2
DESERT ROSE FL LLC		2			2
LAB PLUS, LLC			2	100%	2
ADVENT HEALTH - OWASA			2	100%	2
HOLSTON MEDICAL GROUP		2			2
HERITAGE VILLAGE REHAB & SKILLED NURSI		2			2
ST ANTHONY COMMUNITY HOSPITAL LAB		1	1	50%	2
PRONTO URGENT CARE			2	100%	2
WE CARE HOME HEALTH SOLUTIONS LLC			2	100%	2
UT PATH			2	100%	2
HAMILTON CHD		2			2
Kroger 853 - The Little Clinic East Broad Street		2			2
MEDPOST - NORTH DALLAS			2	100%	2
ST JOHNS EPISCOPAL HOSPITAL SOUTH SHORE		1	1	50%	2
LEESBURG DIALYSIS CENTER		1	1	50%	2

# COVID-19: testing by laboratory

Data through May 13, 2021 verified as of May 14, 2021 at 09:25 AM

Data in this report are provisional and subject to change.

The numbers in the table below represent the number of Florida and non-Florida residents for whom test results were received by the Department of Health. A person can be tested by more than one laboratory and can have both positive and negative results. **Therefore, the sum of the numbers in each column will be larger than the total number of people tested.**

Reporting lab	Inconclusive	Negative	Positive	Percent positive	Total
STEELFUSION/RJ LEE GROUP LABORATORY			2	100%	2
EXPRESS CARE WALK-IN CLINIC			2	100%	2
UWMC MONTLAKE DEPT OF LAB MED			2	100%	2
PUBLIX PHARMACY #1048		2			2
RAINY LAKE MEDICAL CENTER			2	100%	2
Kroger 550 - The Little Clinic Bellevue		2			2
ASSOCIATES IN INTERNAL MEDICINE PA			2	100%	2
MC MEDICAL			2	100%	2
PALM BAY COMMUNITY OUTPATIENT CLINIC		2			2
LABCORP OF AMERICA HOLDINGS		1	1	50%	2
BAPTIST HEALTH PRIMARY CARE HOMESTEAD			2	100%	2
SUNCOAST BLOOD BANK			2	100%	2
U OF MIAMI MILLER SCHOOL OF MEDICINE			2	100%	2
Advanced Rehabilitation and Healthcare of Wichita Falls		2			2
Cypress Cove Center		2			2
Kroger 549 - The Little Clinic Clinton Highway		2			2
WEAKLEY COUNTY REHAB AND NURSING CENTER		2			2
COLUMBIA COTTAGE		2			2
PHOEBE BERKS HEALTH CARE CENTER		2			2
URGENTMED PLANTATION			2	100%	2
SPRINGFIELD HOSPITAL LABORATORY			2	100%	2
Harbert Hills Academy Nursing Home		2			2
CARENOW LENEXA			2	100%	2
FIRST CHOICE MEDICAL PC			2	100%	2
HEARTLAND REGIONAL MEDICAL CENTER		1	1	50%	2
MY INSTADOC - HOWELL URGENT CARE		2			2
PROFESSIONAL DIALYSIS CENTER			2	100%	2
ROYAL PALM PEDIATRICS			2	100%	2
MEDICAL ARTS LABORATORY			2	100%	2
ACCESS MEDICAL GROUP OF FLORIDA CITY			2	100%	2
ST. JOSEPH REGIONAL MEDICAL CENTER			2	100%	2
Wetumpka Health and Rehab, LLC		2			2
BUCKINGHAM PAVILION INC		2			2
CLEVELAND CLINIC IMAGING			2	100%	2
Workmens Circle Multicare Center		2			2
MINUTECLINIC DIAGNOSTIC PA #7110		2			2
SIMPLY HEALTHCARE AND WELLNESS CLINIC, PC			2	100%	2
NIAGARA APOTHECARY INC		2			2
MOUNT ST MARYS HOSPITAL OF NIAGARA FALLS		1	1	50%	2
BAYMEADOWS PRIMARY CARE		2			2
Walgreens #10207		2			2
NOSE AND SINUS INSTITUTE OF BOCA RATON		1	1	50%	2
BAPTIST HEALTHCARE - LAKEVIEW CENTER INC		2			2
DR JAMES D FORBES FAMILY CARE CENTER			2	100%	2
ALBANNA PEDIATRICS CENTER			2	100%	2
Van Wert Manor		2			2

# COVID-19: testing by laboratory

Data through May 13, 2021 verified as of May 14, 2021 at 09:25 AM

Data in this report are provisional and subject to change.

The numbers in the table below represent the number of Florida and non-Florida residents for whom test results were received by the Department of Health. A person can be tested by more than one laboratory and can have both positive and negative results. **Therefore, the sum of the numbers in each column will be larger than the total number of people tested.**

Reporting lab	Inconclusive	Negative	Positive	Percent positive	Total
THE FOUNTAIN AT BOCA CIEGA BAY		2			2
NEMOURS CHILDRENS HORIZON WEST			2	100%	2
TMH PHYSICIAN PARTNERS PERRY		2			2
INTERMOUNTAIN MEDICAL CENTER			2	100%	2
UNITED PHYSICIAN GROUP FAMILY MEDICINE OF HAMPTON		2			2
HELEN HAYES HOSPITAL LABORATORY		2			2
PALOS COMMUNITY HOSPITAL LABORATORY			2	100%	2
CENTRAL JERSEY URGENT CARE OF GREEN BR		2			2
WALGREENS - 10856		2			2
MERCY HEALTH LAB		1	1	50%	2
Coos County Nursing Home		2			2
PROSPECT URGENT CARE			2	100%	2
SOUTHERN SPRINGS HEALTH CARE		2			2
Garden Isle Healthcare and Rehabilitation Center		2			2
FLORIDA MEDICAL CLINIC, LLC			2	100%	2
ERGENT MED SAINT SIMONS			2	100%	2
DOWN HOME MEDICAL			2	100%	2
MED-LAKE LABORATORY, LLC			2	100%	2
LAWRENCE GENERAL HOSPITAL			2	100%	2
BLANCHARD VALLEY HOSPITAL LABORATORY			2	100%	2
Kroger 101 - The Little Clinic Hill Top		2			2
MIDDLEBURG PEDIATRICS			2	100%	2
DALLAS VA MEDICAL CENTER - VA NORTH TEXAS HEALTH CARE SYSTEM			2	100%	2
PM PEDIATRICS OF SELDEN, PLLC		2			2
Stonespring Transitional Care		2			2
WEST BOCA MEDICAL CENTER			2	100%	2
MINERS COLFAX MEDICAL CENTER		2			2
RAPID URGENT CARE - ALBANY			2	100%	2
ROCKWALL URGENT CARE			2	100%	2
LIFT HEALTH		2			2
ATVIVO LLC		2			2
SPECIALTY LABORATORIES			2	100%	2
CROSSTOWN PHARMACY		2			2
AHC PARIS		2			2
METROHEALTH SYSTEM			2	100%	2
DIAGNOSTIC CLINIC MEDICAL GROUP INC		2			2
CVS NC6633POCT FAYETTEVILLE		2			2
AGILE URGENT CARE			2	100%	2
STANKUS FAMILY CARE		1	1	50%	2
DOCTOR'S IN-HOUSE LAB/COMMUNITY HEALTH CENTERS OF PINELLAS - JOHNNIE R			2	100%	2
MAJESTIC GUARDIANS			2	100%	2
MIDWAY SPECIALTY CARE CENTER INC		2			2
AFC PHYSICIANS OF FLORIDA, PA			2	100%	2
INTERNAL MEDICINE ASSOCIATES-DUNELLON			2	100%	2
CSS- TWELVE OAKS			2	100%	2
INTEAM HEALTH, INC.			2	100%	2

# COVID-19: testing by laboratory

Data through May 13, 2021 verified as of May 14, 2021 at 09:25 AM

Data in this report are provisional and subject to change.

The numbers in the table below represent the number of Florida and non-Florida residents for whom test results were received by the Department of Health. A person can be tested by more than one laboratory and can have both positive and negative results. **Therefore, the sum of the numbers in each column will be larger than the total number of people tested.**

Reporting lab	Inconclusive	Negative	Positive	Percent positive	Total
CORNELIA REDDY URGENT CARE		2			2
Iowa Veterans Home		2			2
PRIMARY HEALTH CARE ASSOCIATES INC			2	100%	2
Sevierville Health and Rehabilitation		2			2
AYASS BIOSCIENCE LLC			2	100%	2
Brown Memorial Home		2			2
MEMORIAL HOSPITAL OF CARBONDALE			2	100%	2
UPS			2	100%	2
REDMOND REGIONAL MEDICAL CENTER		1	1	50%	2
ESCANDON DIAGNOSTIC CLINIC			2	100%	2
MONICE DR.			2	100%	2
BENEVA LAKES ASSISTED LIVING CENTER			2	100%	2
Kroger 777 - The Little Clinic Shelbyville		1	1	50%	2
VOLUNTEERS OF AMERICA OF FLORIDA			2	100%	2
CVS NC2559POCT CHARLOTTE		2			2
ATHENA CARE RESOURCES LLC		2			2
EVANS FAMILY CARE PA			2	100%	2
Kingston of Miamisburg		2			2
MEDEXPRESS URGENT CARE - LINCOLN N 26T		2			2
WALGREENS #06583		2			2
ORLANDO DIALYSIS		1	1	50%	2
CVS NC2297335CV GREENSBORO		2			2
MOBILE COUNTY HEALTH DEPARTMENT		1	1	50%	2
VAULT MEDICAL SERVICES		1	1	50%	2
Camellia Gardens		2			2
ATLANTIC DIAGNOSTICS			2	100%	2
BROOKSVILLE DIALYSIS			2	100%	2
TEQUESTA FAMILY MEDICAL CENTER LLC			2	100%	2
NEMOURS CHILDRENS PRIMARY CARE CLERMONT			2	100%	2
HERITAGE CARE AND REHABILITATION CENTE		2			2
MILLER'S MERRY MANOR		2			2
INA		1	1	50%	2
PARKRIDGE MEDICAL CENTER			2	100%	2
Henry County Health and Rehabilitation		2			2
STARR COUNTY MEMORIAL HOSPITAL			2	100%	2
WALGREENS #13605		2			2
MINUTECLINIC DIAG OF IND, LLC #6250		2			2
EXPRESS CARE OF THE SHOALS		1	1	50%	2
PINARD HOME HEALTH SERVICES INC			2	100%	2
Good Samaritan Society-Blackduck		1	1	50%	2
BERNHARDT LABORATORIES INC			2	100%	2
METHODIST MANSFIELD MEDICAL CENTER			2	100%	2
ARCADIA DIALYSIS CENTER			2	100%	2
MEDEXPRESS URGENT CARE - WICHITA, N MAIZE RD		1	1	50%	2
GIGI WOOD DAVIS DO-FAMILY MEDICINE		2			2
CAREWELL JW - WORCESTER LNC			2	100%	2

# COVID-19: testing by laboratory

Data through May 13, 2021 verified as of May 14, 2021 at 09:25 AM

Data in this report are provisional and subject to change.

The numbers in the table below represent the number of Florida and non-Florida residents for whom test results were received by the Department of Health. A person can be tested by more than one laboratory and can have both positive and negative results. **Therefore, the sum of the numbers in each column will be larger than the total number of people tested.**

Reporting lab	Inconclusive	Negative	Positive	Percent positive	Total
UT AUSTIN UNIVERSITY HEALTH SERVICES			2	100%	2
NORTH OKALOOSA PHYSICIAN GRP - WALK IN CLINIC			2	100%	2
THOMASVILLE REGIONAL MEDICAL CENTER		2			2
FLORIDA MEDICAL CENTER OF CLEARWATER		2			2
ALL PEDIATRIC CARE PA			2	100%	2
FLORIDA MEDICAL CLINIC PA PATEL CW		1	1	50%	2
PUBLIC HEALTH LABORATORY	1		1	50%	2
STARR CITY OF ROMA COMMUNITY CENTER			2	100%	2
OAKS AT AVON,THE		2			2
DELAWARE VETERANS HOME		2			2
ELITE MEDICAL LABORATORY SOLUTIONS LLC			2	100%	2
TEXAS HEALTH CARE			2	100%	2
PRECISION DIAGNOSTIC INC		2			2
MERCY MEDICAL CENTER INC		1	1	50%	2
CVS TX7603POCT SAGINAW		2			2
Greystone Nursing and Rehab, LLC			2	100%	2
Kroger 356 - The Little Clinic Middletown		2			2
MEDEXPRESS URGENT CARE - WOODBURY			2	100%	2
MOBILE HEALTH LABS LLC			2	100%	2
PALM CITY NURSING AND REHAB CENTER			2	100%	2
DJ Jacobetti Home for Veterans		2			2
PREVENTIVE HEALTH PARTNERS I L S C		2			2
WELL HEALTH LABS			2	100%	2
ALBUQUERQUE - AMG SPECIALTY HOSPITAL		2			2
SENTARA NORFOLK GENERAL HOSPITAL			2	100%	2
BRENTWOOD AT FORE RANCH			2	100%	2
BLUEWATER TOXICOLOGY			2	100%	2
SWIFT CREEK HEALTH CENTER AT THE TEMPL		2			2
DMC UNIVERSITY LABORATORIES		1	1	50%	2
MILLERSVILLE UNIVERSITY HEALTH SERVICE		2			2
ROPER HOSPITAL			2	100%	2
EXPERTUS LABORATORIES, INC.			2	100%	2
CVS MA41POCT TAUNTON		2			2
BROOKS -TLC HOSPITAL SYSTEM			2	100%	2
UNIVERSITY OF BALTIMORE WASHINGTON MEDICAL CENTER			2	100%	2
LONG, SARAH		1	1	50%	2
RUST MEDICAL CENTER		2			2
DELRAY BEACH HEALTH CENTER			2	100%	2
CORTLAND PARK REHABILITATION AND NURSING CENTER		1	1	50%	2
Green Mountain Nursing and Rehabilitation		2			2
TANNER MEDICAL CENTER VILLA RICA		2			2
BAYFRONT CARDIOVASCULAR ASSOCIATES		1	1	50%	2
Aston Park Health Care Facility		2			2
VALLEY HOSPITAL MEDICAL CENTER		1	1	50%	2
NOVA SOUTHEASTERN UNIVERSITY - STUDENT MEDICAL CTR			2	100%	2
WELLSTREET - SADDLEBROOK		2			2

# COVID-19: testing by laboratory

Data through May 13, 2021 verified as of May 14, 2021 at 09:25 AM

Data in this report are provisional and subject to change.

The numbers in the table below represent the number of Florida and non-Florida residents for whom test results were received by the Department of Health. A person can be tested by more than one laboratory and can have both positive and negative results. **Therefore, the sum of the numbers in each column will be larger than the total number of people tested.**

Reporting lab	Inconclusive	Negative	Positive	Percent positive	Total
CARTERSVILLE URGENT CARE		1	1	50%	2
CareATC - Enovation Controls			2	100%	2
FAST TEST NOW		2			2
HMH HOSPITALS CORPORATION		2			2
Imboden Creek Living Center		2			2
BRADENTON DIALYSIS			2	100%	2
LINIL VISITING NURSES, INC		2			2
TRICORE REFERENCE LABORATORY		1	1	50%	2
ACCESS MEDICAL GROUP OF TAMPA II, INC		2			2
PM PEDIATRICS OF BAYSIDE PLLC - HOPEWELL JUNCTION		2			2
SMITH NORTHVIEW HOSPITAL LAB			2	100%	2
IDAHO BUREAU OF LABORATORIES		2			2
LOWELL GENERAL HOSPITAL			2	100%	2
THE RIM URGENT CARE			2	100%	2
VISITING PHYSICIANS OF THE TREASURE COAST LLC			2	100%	2
MEDCARE		2			2
CVS NV5286POCT HENDERSON		2			2
WILCOX MEDICAL CENTER-ALMA COLLEGE		2			2
University Center East			2	100%	2
CVS OH3980POCT KENT		2			2
ARLINGTON DIALYSIS CENTER LLC		2			2
CVS AZ5892POCT LAVEEN		2			2
ROYAL OAK MEDICAL CENTER LLC DBA CHARACTER FAMILY			2	100%	2
Kroger 127 - The Little Clinic Lakewood-Alameda		2			2
Macon Valley Nursing and Rehabilitation Center		2			2
MIDLAND MEMORIAL HOSPITAL			2	100%	2
QUALITY URGENT CARE CENTER		1	1	50%	2
Fairlane Gardens Nursing and Rehab at Reading		2			2
BAY CORRECTIONAL AND REHABILITATION FACILITY			2	100%	2
WISE HEALTH SYSTEM		1	1	50%	2
PIEDMONT ATHENS REGIONAL HOSPITAL LAB			2	100%	2
ST JOSEPH'S HOSPITAL INC			2	100%	2
Mountainview Nursing Home		2			2
Hartwell Health and Rehabilitation		2			2
Alden Terrace of McHenry			2	100%	2
EASTERN NIAGARA HOSPITAL		2			2
Kroger 687 - The Little Clinic Sugar Hill		1	1	50%	2
FRASER MEMORIAL HOSPITAL		1	1	50%	2
HOLY TRINITY PHARMACY LLC		2			2
WARD MEMORIAL HOSPITAL		2			2
Douglas County Health Center		2			2
CVS MA1094POCT GREENFIELD		2			2
LEE PHYSICIAN GROUP FAMILY MEDICINE AT BABCOCK		2			2
CVS AZ10529POCT SCOTTSDALE		2			2
LARKIN COMMUNITY HOSPITAL PALM SPRINGS CAMPUS		1	1	50%	2
CITY OF NEW YORK DEPARTMENT OF HEALTH			2	100%	2



# COVID-19: testing by laboratory

Data through May 13, 2021 verified as of May 14, 2021 at 09:25 AM

Data in this report are provisional and subject to change.

The numbers in the table below represent the number of Florida and non-Florida residents for whom test results were received by the Department of Health. A person can be tested by more than one laboratory and can have both positive and negative results. **Therefore, the sum of the numbers in each column will be larger than the total number of people tested.**

Reporting lab	Inconclusive	Negative	Positive	Percent positive	Total
KJ MEDICAL PRACTICE PC		2			2
WARE EXPRESS CARE			2	100%	2
Luther Acres Manor		2			2
ManorCare Health Services Peters Township		2			2
DESERT SPRINGS HOSPITAL			2	100%	2
CVS MA937POCT CARVER		2			2
BAPTIST HOSPITAL PRIMARY CARE GULF BREEZE			2	100%	2
KANSAS CITY VA MEDICAL CENTER			2	100%	2
MEASE MANOR MEMORY CARE		2			2
FLORIDA DEPARTMENT OF HEALTH IN LEE COUNTY		1	1	50%	2
MOORE CLINICAL RESEARCH INC			2	100%	2
SANFORD REGIONAL HOSPITAL WORTHINGTON		2			2
ROUTE 16 PHARMACY LLC DBA HOLLAND PHAR		2			2
Manorcare Health Services - Williamsport South		2			2
Cedar Valley Nursing & Rehab Center		2			2
Garden Care Center		2			2
A+ URGENT/PRIMARY CARE			2	100%	2
MEDEXPRESS URGENT CARE -HOWELL US HWY		2			2
WELL-KEY URGENT CARE SEVIERVILLE			2	100%	2
Fox Subacute at Warrington		2			2
NORTON IMMEDIATE CARE CENTER - PRESTON			2	100%	2
Kroger 400 - The Little Clinic Hartley Bridge Rd		1	1	50%	2
RAPID MEDLAB (002MO)		2			2
HEALTH NETWORK LAB			2	100%	2
WATERBURY HOSPITAL REFERENCE LAB			2	100%	2
ASSOCIATES IN UROGYNECOLOGY MD LLC		2			2
TMH EC NORTHEAST LABORATORY			2	100%	2
FLORIDA SPINE AND PAIN SPECIALISTS		2			2
Bedford Care Center of Hattiesburg		2			2
AMICUS MEDICAL CENTER LLC			2	100%	2
AMEDISYS HOME HEALTH OF GREENVILLE			2	100%	2
Sanctuary Health Wadsworth		2			2
TRINITY DIALYSIS			2	100%	2
JUST BELIEVE RECOVERY CENTER			2	100%	2
SAWGRASS PEDIATRIC PARTNERS LLC			2	100%	2
OAKMONT EAST- GREENVILLE SC, LLC		2			2
CLEVELAND CLINIC FLORIDA LABORATORY			2	100%	2
COASTAL MEDICAL LAB			2	100%	2
LABRADOR PRIMARY CARE CENTER			2	100%	2
UTMB PATHOLOGY CLINICAL SERVICES LABORATORY			2	100%	2
FL DEPT OF HEALTH MARION COUNTY MOBILE HEALTH UNIT			2	100%	2
AMERICAN RESEARCH CENTERS OF FLORIDA			2	100%	2
Community Resource and Referral Center		2			2
FLORIDA COMMUNITY HEALTH CENTERS, INC.			2	100%	2
ELMHURST MEMORIAL HOSPITAL			2	100%	2
CVS TN5694POCT SODDY DAISY		2			2

# COVID-19: testing by laboratory

Data through May 13, 2021 verified as of May 14, 2021 at 09:25 AM

Data in this report are provisional and subject to change.

The numbers in the table below represent the number of Florida and non-Florida residents for whom test results were received by the Department of Health. A person can be tested by more than one laboratory and can have both positive and negative results. **Therefore, the sum of the numbers in each column will be larger than the total number of people tested.**

Reporting lab	Inconclusive	Negative	Positive	Percent positive	Total
WEST HOUSTON MEDICAL CENTER			2	100%	2
ORLANDO LUTHERAN TOWERS		1	1	50%	2
Church Creek SNF			2	100%	2
NEVADA DEPARTMENT OF HEALTH AND HUMAN SERVICES			2	100%	2
BAYCARE OUTREACH LAB			2	100%	2
PEACEHEALTH CENTRAL		2			2
ATLAS GENOMICS			2	100%	2
CPL LABS			2	100%	2
UPSON REGIONAL MEDICAL CENTER		1	1	50%	2
MID-SOUTH URGENT CARE, PLLC			1	100%	1
CARENOW URGENT CARE-MURFREESBORO			1	100%	1
EMERALD HEALTH CARE		1			1
MINUTE CLINIC DIAGNOSTIC MED GRP OF CA		1			1
ACUPATH LABORATORIES INC			1	100%	1
Masonic Medical Research Institute			1	100%	1
STOPWATCH URGENT CARE			1	100%	1
NORTH WEST FLORIDA DIAGNOSTIC ENOCRINOLOGY CLINIC			1	100%	1
LAKEVIEW REGIONAL HOSPITAL			1	100%	1
SIGNATURE HEALTHCARE OF BUCKHEAD		1			1
ARIZONA STATE LABORATORY			1	100%	1
MIAMI CHILDRENS HOSPITAL MIDTOWN OUTPATIENT CENTER			1	100%	1
WVU MEDICINE - WESTON			1	100%	1
DORNOCH PLACE DEL PRADO		1			1
PIONEER CLINICAL RESEARCH LLC			1	100%	1
MANHATTAN EYE EAR AND THROAT HOSPITAL		1			1
BREVARD COUNTY JAIL			1	100%	1
OMNICARE PHARMACY OF TEXAS 1, LP		1			1
Kroger 523 - The Little Clinic Dickson			1	100%	1
KEY WEST BRANCH MEDICAL CLINIC			1	100%	1
LIBERTY COMMONS NURSING AND REHABILITA		1			1
CVS PA2867POCT FOLSOM		1			1
DUKE UNIVERSITY MEDICAL CENTER			1	100%	1
LABWORKS LLC			1	100%	1
PUBLIC HEALTH LABORATORIES			1	100%	1
WALGREENS # 12338		1			1
Medilodge of East Lansing		1			1
FLORIDA HOSPITAL TRANSPLANT CENTER		1			1
HEALTH GUAGE			1	100%	1
Davie Nursing & Rehabilitation Center		1			1
BROOKDALE WEST PALM BEACH			1	100%	1
LAKEWOOD RANCH URGENT CARE PA			1	100%	1
VIVIAN SIMMONS FAMILY PRACTICE			1	100%	1
MINNESOTA HERITAGE HOUSE		1			1
FAMILY MEDICAL CENTERS			1	100%	1
UPMC NORTHWEST HOSPITAL			1	100%	1
VIP STARNETWORK		1			1

# COVID-19: testing by laboratory

Data through May 13, 2021 verified as of May 14, 2021 at 09:25 AM

Data in this report are provisional and subject to change.

The numbers in the table below represent the number of Florida and non-Florida residents for whom test results were received by the Department of Health. A person can be tested by more than one laboratory and can have both positive and negative results. **Therefore, the sum of the numbers in each column will be larger than the total number of people tested.**

Reporting lab	Inconclusive	Negative	Positive	Percent positive	Total
Kroger - KRO01100688			1	100%	1
ST. JOSEPH MERCY ANN ARBOR HOSPITAL			1	100%	1
CARENOW URGENT CARE-HENDERSONVILLE		1			1
PENNY PEDIATRICS		1			1
SINAI URGENT CARE FORT WORTH, LLC			1	100%	1
SOPHIA MEDICAL ASSOCIATES, PC			1	100%	1
PRESTIGE ER			1	100%	1
WALGREENS #05690		1			1
NHSN_AIMS		1			1
BACON COUNTY HOSPITAL		1			1
CFHC - FROSTPROOF			1	100%	1
HEALTH CLINIC,THE		1			1
PHYSICIANS URGENT CARE			1	100%	1
Kroger 805 - The Little Clinic Lewis Center		1			1
SILVERMAN			1	100%	1
RENEGADEXBIO, PBC	1				1
MED FIRST URGENT CARE CENTERS INC			1	100%	1
CELEBRATION FAMILY PHYSICIANS LLC			1	100%	1
TMH PHYSICIAN PARTNERS WAKULLA			1	100%	1
AMBULATORY CARE CLINIC, LLC			1	100%	1
Veterans Health Administration-Public Health Reference Laboratory		1			1
MEDICAL SPECIALISTS OF THE PALM BEACHES INC			1	100%	1
GEORGETOWN URGENT CARE			1	100%	1
NOORANI MEDICAL CENTER LLC			1	100%	1
LAKE VIEW COURT		1			1
SILVER SPRINGS SHORES DIALYSIS			1	100%	1
IC LABS			1	100%	1
JET MEDICAL CENTER			1	100%	1
JOHN HOPKINS WELLNESS CENTER PEPSICO			1	100%	1
BRISTOL REGINAL MEDICAL CENTER			1	100%	1
US LABORATORIES			1	100%	1
INDIGO PALMS			1	100%	1
Raleigh Center (WV)			1	100%	1
WALGREENS #05150		1			1
ALLIANCE MD DIRECT PRIMARY CARE			1	100%	1
Walgreens #9121		1			1
NORTH CAROLINA STATE LABORATORY OF PUBLIC HEALTH, SPECTRUM LAB NETWORK			1	100%	1
CVS TX7824POCT GARLAND		1			1
MAINE HEALTH AND ENVIRONMENTAL TESTING LABORATORY			1	100%	1
Kroger 395 - The Little Clinic Blanchester		1			1
CROSS CREEK HEALTH CARE		1			1
KISSIMMEE HOME TRAINING		1			1
Good Samaritan Society-Atkinson		1			1
WEST VIRGINIA UNIVERSITY HOSPITALS			1	100%	1
GULF BREEZE TREATMENT CENTER, LLC			1	100%	1
ADVOCATE GOOD SAMARITAN			1	100%	1

# COVID-19: testing by laboratory

Data through May 13, 2021 verified as of May 14, 2021 at 09:25 AM

Data in this report are provisional and subject to change.

The numbers in the table below represent the number of Florida and non-Florida residents for whom test results were received by the Department of Health. A person can be tested by more than one laboratory and can have both positive and negative results. **Therefore, the sum of the numbers in each column will be larger than the total number of people tested.**

Reporting lab	Inconclusive	Negative	Positive	Percent positive	Total
Medilodge of Midland		1			1
BIOLOGICAL AND CHEMICAL EMERGENCIES LABORATORY			1	100%	1
RCP OF MEMORIAL WEST			1	100%	1
Kempsville Health and Rehab Center		1			1
CHI MEMORIAL HOSPITAL CHATTANOOGA			1	100%	1
SARHA DOCTORS CENTER			1	100%	1
FAITH FAMILY PRACTICE			1	100%	1
Royal Palm Beach Health and Rehab Center			1	100%	1
MEDHEALTH CLINICAL INC			1	100%	1
Walgreens #3049		1			1
Kroger 825 - The Little Clinic Dorothy Lane		1			1
Kroger 447 - The Little Clinic Lebanon		1			1
ADVANCE GASTROENTEROLOGY			1	100%	1
DESTIN SURGERY CENTER LTD		1			1
PINECREST MANOR		1			1
METHODIST HOSPITAL SOUTHLAKE			1	100%	1
IDAHO HEALTH DEPARTMENT			1	100%	1
Oakview Manor Health and Rehab		1			1
Riverside Nursing & Rehabilitation Center		1			1
HANCOCK REGIONAL HOSPITAL		1			1
LOWCOUNTRY URGENT CARE			1	100%	1
TENNOVA HEALTHCARE - CLEVELAND			1	100%	1
View Ridge Care Center		1			1
SAINT LEO UNIVERSITY INCORPORATED			1	100%	1
HALIFAX FAMILY HEALTH CENTER			1	100%	1
CONEY ISLAND HOSP			1	100%	1
CHILDRENS HEALTHCARE CTE OF NORTHERN		1			1
UNITYPOINT HEALTH TRINITY			1	100%	1
TALLAHASSEE DIALYSIS		1			1
INNOVATIVE HEALTH DIAGNOSTIC OF CALIFORNIA			1	100%	1
EAGLE COUNTY HEALTH AND HUMAN SERVICES			1	100%	1
Elderwood at Lockport		1			1
INTERIM HEALTHCARE			1	100%	1
D'YOUVILLE SCHOOL OF PHARMACY		1			1
MYLAN-SOUTH POINT PA		1			1
REGIONAL MEDICAL CENTER			1	100%	1
CLINICAL MICROBIOLOGY LAB FAIRVIEW UNIVERSITY HOSPITAL			1	100%	1
Oak Hill Health & Rehabilitation Center			1	100%	1
PSL JAX BEACH OPERATIONS LLC			1	100%	1
SEGAL INSTITUTE FOR CLINICAL RESEARCH INC			1	100%	1
KINGMAN REGIONAL MEDICAL CENTER			1	100%	1
RIVERTON CBOC			1	100%	1
Vi at Aventura		1			1
MED LAB SERVICES, LLC			1	100%	1
CATHOLIC MEDICAL CENTER			1	100%	1
EXPRESS CARE OF OCALA			1	100%	1

# COVID-19: testing by laboratory

Data through May 13, 2021 verified as of May 14, 2021 at 09:25 AM

Data in this report are provisional and subject to change.

The numbers in the table below represent the number of Florida and non-Florida residents for whom test results were received by the Department of Health. A person can be tested by more than one laboratory and can have both positive and negative results. **Therefore, the sum of the numbers in each column will be larger than the total number of people tested.**

Reporting lab	Inconclusive	Negative	Positive	Percent positive	Total
J F K PEDIATRICS			1	100%	1
ARBOR TERRACE AT CITRUS PARK			1	100%	1
Williamstown Commons			1	100%	1
Central Alabama Veterans HCS - East Campus		1			1
Accordius Health at Gastonia			1	100%	1
FAMILY MEDICAL CENTER OF HOLLYWOOD PA			1	100%	1
CARDIAC AND VASCULAR CONSULTANTS MD PA		1			1
HOLYOKE MEDICAL CENTER			1	100%	1
COLUMBUS REGIONAL HOSPITAL			1	100%	1
POMPANO BEACH ARTIFICIAL KIDNEY CENTER			1	100%	1
CVS OH3481POCT MARYSVILLE		1			1
Manor Care Health Services			1	100%	1
EH FARGO HOSPITAL LABORATORY			1	100%	1
C V S / PHARMACY #833		1			1
			1	100%	1
MEDEXPRESS WELL - OLDSMAR			1	100%	1
VALUE DRUG STORES INC		1			1
UNIVERSITY OF MIAMI - LENNAR CENTER			1	100%	1
Fairhope		1			1
CARESPOT - WELLINGTON			1	100%	1
CVS TX8990POCT HELOTES		1			1
LAB. CORP. OF AMERICA			1	100%	1
Kroger 527 - The Little Clinic Hwy 70 S.		1			1
HYDE PARK MEDICAL CENTER		1			1
CORAL SPRINGS RAPID ANTIGEN TESTING			1	100%	1
INTERNAL MEDICINE GROUP OF WINTER HAVEN PA		1			1
UCSD MICROBIOLOGY LABORATORY			1	100%	1
ADVANCE CARDIOVASCULAR IMAGING, INC			1	100%	1
PALMETTO ARTIFICIAL KIDNEY CENTER			1	100%	1
BROOKSVILLE REGIONAL HOSPITAL			1	100%	1
Kroger 57 - The Little Clinic Jay C Charlestown		1			1
NEMOURS CHILDRENS URGENT CARE			1	100%	1
ANDREWS			1	100%	1
PROVIDENCE HOSPITAL			1	100%	1
CLINICAL LABORATORY DEPARTMENT			1	100%	1
CLINTON DRUG STORE		1			1
WYTHE CNTY COMMUNITY HOSP LABORATORY			1	100%	1
Kroger 539 - The Little Clinic Memorial Blvd.		1			1
HUNTSVILLE HOSPITAL			1	100%	1
PENROSE HOSPITAL			1	100%	1
Diversicare of Eupora		1			1
CORPORATION OF AMERICA		1			1
PARKWAY REGIONAL MEDICAL CENTER LAB			1	100%	1
RESOURCE PATH LLC			1	100%	1
FAMILY HEALTHCARE SERVICES			1	100%	1
MARYWOOD HEIGHTS		1			1

# COVID-19: testing by laboratory

Data through May 13, 2021 verified as of May 14, 2021 at 09:25 AM

Data in this report are provisional and subject to change.

The numbers in the table below represent the number of Florida and non-Florida residents for whom test results were received by the Department of Health. A person can be tested by more than one laboratory and can have both positive and negative results. **Therefore, the sum of the numbers in each column will be larger than the total number of people tested.**

Reporting lab	Inconclusive	Negative	Positive	Percent positive	Total
CAN COMMUNITY HEALTH NORTH MIAMI, FL		1			1
CAPE CANAVERAL HOSP			1	100%	1
SUNY AT STONY BROOK			1	100%	1
Waddell Nursing & Rehab Center		1			1
ANDERSON NURSING CENTER			1	100%	1
Cerentry Senior Care-White Bear Lake		1			1
TRANSYLVANIA REGIONAL HOSPITAL LAB			1	100%	1
MEDEXPRESS URGENT CARE - LAWTON		1			1
Traymore Nursing Center		1			1
ACL LABORATORIES			1	100%	1
URGENT 202 COX CREEK PKWY		1			1
YOUR KIDS URGENT CARE			1	100%	1
BLUE RIDGE URGENT CARE MORGANTON			1	100%	1
GUIDEWELL SANITAS			1	100%	1
COASTAL MANOR		1			1
Villa Maria			1	100%	1
MEMORIAL HERMANN KATY HOSPITAL			1	100%	1
SPRINGFIELD HOSPITAL			1	100%	1
Hinesville VA Clinic		1			1
INTERIM HEALTHCARE OF PALM COAST			1	100%	1
777 URGENT CARE			1	100%	1
PASCO COUNTY HEALTH DEPARTMENT			1	100%	1
TRIPLE O RESEARCH INSTITUTE PA			1	100%	1
BROWARD MEDICAL LAB			1	100%	1
CVS NJ2949POCT EAST HANOVER		1			1
CONSOLIDATED			1	100%	1
PHYSICIAN ASSOCIATES, LLC			1	100%	1
LABORATORY COPORATION OF AMERICA			1	100%	1
MEDEXPRESS URGENT CARE - WILLINGBORO		1			1
INTERIM HHA OF ST AUGUSTINE INC		1			1
BARTLE'S PHARMACY INC			1	100%	1
PALMA CEIA MED GROUP-SWANN		1			1
KELLY			1	100%	1
Vista Park			1	100%	1
AMBRY GENETICS CORP	1				1
MEMPHIS URGENT CARE #2, LLC			1	100%	1
EAST END PEDIATRICS		1			1
CENTER AT WATERFRONT		1			1
CORVALLIS CLINIC PC LAB		1			1
ALTA BATES SUMMIT MEDICAL CENTER CLINICAL LAB			1	100%	1
MODERN URGENT CARE			1	100%	1
NORTH FLORIDA CHILD DEVELOPMENT, INC			1	100%	1
COLLINS NURSING HOME		1			1
CHC SOUTHWEST FLORIDA LAB-LIVE			1	100%	1
WELLPATH			1	100%	1
MEDEXPRESS URGENT CARE - LEOMINSTER		1			1

# COVID-19: testing by laboratory

Data through May 13, 2021 verified as of May 14, 2021 at 09:25 AM

Data in this report are provisional and subject to change.

The numbers in the table below represent the number of Florida and non-Florida residents for whom test results were received by the Department of Health. A person can be tested by more than one laboratory and can have both positive and negative results. **Therefore, the sum of the numbers in each column will be larger than the total number of people tested.**

Reporting lab	Inconclusive	Negative	Positive	Percent positive	Total
MRMC LAB MICRO			1	100%	1
FIRSTCARE MEDICAL CENTER			1	100%	1
BOCA RATON REGIONAL HOSPITAL		1			1
SPECTRUM LUDINGTON			1	100%	1
Brookdale Southside			1	100%	1
Linley Park Rehabilitation & Healthcare Center		1			1
PALM BEACH PEDIATRIC UROLOGY			1	100%	1
COLUMBIA CREST CARE & RAHAB		1			1
MORELL			1	100%	1
Keller Landing Center		1			1
CORE OCCUPATIONAL MEDICINE			1	100%	1
Longwood Community Living Center		1			1
TRANSCEND PERFORMANCE AND LIFESTYLE INSTITUTE			1	100%	1
SOFFER HEALTH INSTITUTE			1	100%	1
PEDIATRIC ASSOCIATES - JACKSONVILLE			1	100%	1
MT VIEW			1	100%	1
WATERSIDE HEALTH & REHAB CENTER, LLC		1			1
BROOKDALE FORT MYERS LAKES PARK			1	100%	1
HEARTLAND OF ZEPHYRHILLS FL, LLC			1	100%	1
ALLEGHENY COUNTY HEALTH DEPARTMENT - PUBLIC HEALTH LABORATORY			1	100%	1
HATLEY HEALTH CARE, INC		1			1
Bolingreen Health and Rehabilitation		1			1
SARASOTA MEMORIAL HOSPITAL		1			1
UMC WEST CLINIC			1	100%	1
QUICKCARE HEALTH, INC			1	100%	1
HOLMES FAMILY PRACTICE PA			1	100%	1
CHILTON MEDICAL CENTER		1			1
LIFEWORX WELLNESS CENTER LLC		1			1
THYROID SPECIALTY LABORATORY			1	100%	1
BARDMOOR EMERGENCY CARE CENTER			1	100%	1
MEDEXPRESS URGENT CARE - JACKSON		1			1
ULTIMATE DX CORP			1	100%	1
SCHUYLER HOSPITAL		1			1
TILLAMOOK COUNTY GENERAL HOSPITAL LAB		1			1
CLARKSVILLE MANOR INC		1			1
INDIANA INTERNAL MEDICINE			1	100%	1
RADIANCE HEALTH RX		1			1
The Pines at Catskill		1			1
PREVENTIVE CARDIOLOGY AND INTERNAL MEDICINE ASSOCIATES			1	100%	1
Walgreens #5421		1			1
CLIFTON-FINE HOSPITAL LABORATORY		1			1
HEARTLAND PHARMACY SEBRING			1	100%	1
LAKE CHELAN COMMUNITY HOSPITAL		1			1
NEW ULM MEDICAL CENTER			1	100%	1
CARE STATION MEDICAL GROUP		1			1
METHODISM MIDLOTHIAN MEDICAL CENTER			1	100%	1

# COVID-19: testing by laboratory

Data through May 13, 2021 verified as of May 14, 2021 at 09:25 AM

Data in this report are provisional and subject to change.

The numbers in the table below represent the number of Florida and non-Florida residents for whom test results were received by the Department of Health. A person can be tested by more than one laboratory and can have both positive and negative results. **Therefore, the sum of the numbers in each column will be larger than the total number of people tested.**

Reporting lab	Inconclusive	Negative	Positive	Percent positive	Total
CLEVELAND CLINIC AKRON GENERAL			1	100%	1
NHC HEALTH CARE CENTER		1			1
SMA BEHAVIORAL HEALTH SERVICES INC		1			1
Central Alabama Veterans HCS - West Campus		1			1
CLASSEN URGENT CARE CLINIC			1	100%	1
PATIENT FIRST - HAMILTON		1			1
ADVANCE HEALTH AND WELLNESS SOLUTIONS			1	100%	1
HALIFAX HEALTH PRIMARY CARE ORMOND			1	100%	1
EVENTIDE LUTHERAN HOME		1			1
EMPATH HOME HEALTH LLC			1	100%	1
BIOMERIEUX			1	100%	1
Northern Nevada State Veterans Home		1			1
INFANTS & CHILDREN PA			1	100%	1
CLINICAL RESEARCH OF WEST FLORIDA		1			1
HALE KUPUNA HERITAGE HOME		1			1
PRECISE PATHOLOGY ASSOCIATES PLLC			1	100%	1
CHILDREN'S AT CHAMBLEE BROOKHAVEN URGE		1			1
Advanced Rehabilitation of Vernon		1			1
ST JOSEPHS CHILDRENS HOSPITAL PEDI TRANSPORT			1	100%	1
RIVER CHASE HEALTH AND REHABILITATION CENTER			1	100%	1
WASHINGTON SOLDIERS HOME AND COLONY		1			1
Shelbyville Manor		1			1
Accordius Health at Harrisonburg		1			1
Washington County Nursing Home			1	100%	1
PATIENT FIRST - GARRISONVILLE			1	100%	1
WELLSTREET SANDY SPRINGS		1			1
AMERICAN FAMILY CARE - SMYRNA			1	100%	1
WESTON COUNTY HEALTH SERVICES			1	100%	1
HIGH DESERT COURT GROUP HOME			1	100%	1
KAISER PERMANENTE REGIONAL REFERENCE LABORATORY		1			1
park avenue extended care		1			1
WALGREENS #5130			1	100%	1
DORA HOME CARE			1	100%	1
DR Q PEDIATRICS			1	100%	1
MID-FLORIDA PATHOLOGY LLC		1			1
RIO GRANDE REGIONAL HOSPITAL FAMILY PRACTICE CLINC			1	100%	1
TITUSVILLE CENTER FOR SURGICAL EXCELLENCE LLC		1			1
NEMOURS CHILDREN'S PRIMARY CARE			1	100%	1
HEALTH CARPENTER PLLC		1			1
PINEBROOK CARE AND REHABILITATION CENTER			1	100%	1
CARSON NURSING AND REHABILITATION CENTER		1			1
Piqua Manor		1			1
AFC URGENT CARE BEVERLY			1	100%	1
GAMMA HEALTHCARE, INC		1			1
ST JOHN FISHER COLLEGE HEALTH AND WELLNESS		1			1
BAPTIST HEALTH PRIMARY CARE AT CUTLER BAY			1	100%	1



# COVID-19: testing by laboratory

Data through May 13, 2021 verified as of May 14, 2021 at 09:25 AM

Data in this report are provisional and subject to change.

The numbers in the table below represent the number of Florida and non-Florida residents for whom test results were received by the Department of Health. A person can be tested by more than one laboratory and can have both positive and negative results. **Therefore, the sum of the numbers in each column will be larger than the total number of people tested.**

Reporting lab	Inconclusive	Negative	Positive	Percent positive	Total
CVS IN4633POCT GREENFIELD		1			1
ALBUQUERQUE INDIAN HEALTH CENTER		1			1
NEMOURS CHILDREN'S PRIMARY CARE			1	100%	1
MED BAR LLC		1			1
AVERA ST. MARY'S HOSPITAL			1	100%	1
VA Ann Arbor HCS - Toledo CBOC		1			1
ROSE MEDICAL CENTER LAB			1	100%	1
JOHN MANCHIN SR HEALTH CARE CENTER		1			1
Kroger 569 - The Little Clinic Gallatin		1			1
AURORA MEDICAL CENTER-KENOSHA			1	100%	1
Kroger 63 - The Little Clinic Glassford Hill Rd		1			1
MYCLINIC, INC			1	100%	1
DORAL KIDNEY CENTER			1	100%	1
ENCOMPASS HEALTH REHABILITATION HOSPITAL OF		1			1
FIRST MED URGENT CARE - NW 39TH			1	100%	1
NULEASE MEDICAL SOLUTIONS			1	100%	1
COASTAL PEDIATRICS LLC			1	100%	1
QUALITY LAB			1	100%	1
EMERY MEDICAL CENTER			1	100%	1
ENT AND ALLERGY ASSOCIATES, LLP		1			1
BMRHC HARRISON		1			1
ADVANCED MEDICAL LABORATORIES (AML)			1	100%	1
ALPHA CLINICAL LABORATORY CORP.			1	100%	1
TRUMAN MEDICAL CENTER - HOSPITAL HILL			1	100%	1
WESTMINSTER COLLEGE		1			1
DOCTORS HOSPITAL OF LAREDO			1	100%	1
HIGHLANDS CLINICAL LABORATORY			1	100%	1
AHC Dyersburg		1			1
GEAUGA REGIONAL HOSPITAL		1			1
ORMOND PEDIATRICS PA			1	100%	1
PRIME CARE FAMILY MEDICINE			1	100%	1
FAMILY MEDICAL CARE OF MOUNT DORA INC			1	100%	1
PULSE MEDICAL DOCTOTS LLC			1	100%	1
Altenheim Senior Living		1			1
CASA DE ORO CARE AND REHABILITATION CE		1			1
WESTOX LABS		1			1
MEMORIAL SATILLA HEALTH			1	100%	1
ALTAMONTE SPRINGS WALK IN MED CENTER			1	100%	1
ST JOSEPH MEDICAL CENTER			1	100%	1
MORGAN MEDICAL CENTER		1			1
POUDRE VALLEY HOSPITAL			1	100%	1
HIGHLAND LABORATORY			1	100%	1
MISSION REGIONAL MEDICAL CENTER			1	100%	1
MEDEXPRESS URGENT CARE-HAVERHILL		1			1
BAYLOR SCOTT & WHITE ALL SAINTS MEDICAL CENTER FT			1	100%	1
BIODORON LABORATORIES			1	100%	1

# COVID-19: testing by laboratory

Data through May 13, 2021 verified as of May 14, 2021 at 09:25 AM

Data in this report are provisional and subject to change.

The numbers in the table below represent the number of Florida and non-Florida residents for whom test results were received by the Department of Health. A person can be tested by more than one laboratory and can have both positive and negative results. **Therefore, the sum of the numbers in each column will be larger than the total number of people tested.**

Reporting lab	Inconclusive	Negative	Positive	Percent positive	Total
FIT4LIFE MEDICAL CENTER			1	100%	1
SUNRISE/QUAY COUNTY HEALTH CLINIC		1			1
WELLSTREET CLAIRMONT		1			1
GENESIS HOME HEALTH CARE SERVICES OF			1	100%	1
GWINNETT MEDICAL CENTER			1	100%	1
ST. JOHN HOSPITAL & MEDICAL CENTER			1	100%	1
UTAH VALLEY HOSPITAL LABORATORY			1	100%	1
ERIE COUNTY EMERGENCY SERVICES DIV OF		1			1
KENDALL PEDIATRICS PARTNERS LLC			1	100%	1
SPHERE DX			1	100%	1
SACRED HEART HOSPITAL NURSING			1	100%	1
CHATEAU MADELEINE - SENIOR LIVING & MEMORY CARE			1	100%	1
PINELLAS POINT NURSING AND REHAB CENTER			1	100%	1
QLABS			1	100%	1
SUN LABORATORY SERVICES,INC			1	100%	1
EXPRESS LAB LIVINGSTON			1	100%	1
UNIVERSITY OF TOLEDO MEDICAL CENTER			1	100%	1
MISSION HOSPITAL - MEMORIAL CAMPUS			1	100%	1
CONCORDIA MANOR			1	100%	1
URGENTMED			1	100%	1
PANCARE HEALTH - BRUCE			1	100%	1
LACKAWANNA HEALTH AND REHAB CENTER		1			1
SIGNATURE CARE MEMORIAL CITY			1	100%	1
NAVICENT HEALTH OCONEE, LLC		1			1
SHANNON MEDICAL CENTER			1	100%	1
Pinnacle Health and Rehab at South Portland		1			1
Premier Estates of Dublin, LLC		1			1
CONVENIENT MD			1	100%	1
Royal C Johnson VA Memorial Hospital		1			1
HILTON HEAD HOSPITAL/INPATIENT			1	100%	1
KIOSK MEDICINE OF KENTUCKY LLC		1			1
MANOR CARE OF DELRAY BEACH FL LLC		1			1
LANTANA HC LAB			1	100%	1
FOUR FREEDOMS DIALYSIS			1	100%	1
FLORIDA FAMILY LABORATORY		1			1
HEALTH SERVICES-COLUMBIA COLLEGE		1			1
ST LUKES SURGICAL AT THE VILLAGES INC			1	100%	1
Mayfair Village Nursing Care Center		1			1
SHRIVERS PHARMACY AND WELLNESS CENTER			1	100%	1
MEDSTOP PHARMACY			1	100%	1
Bayou Vista Community Care Center			1	100%	1
NEMOUR'S CHILDREN'S CLINIC			1	100%	1
ENCOMPASS HEALTH REHABILITATION HOSPITAL OF UTAH		1			1
ORMOND MEDICAL ARTS FAMILY PRACTICE PL			1	100%	1
Manor Care of Dallastown d/b/a ManorCare Health Services - Dallastown		1			1
HAWKEYE CARE CENTER DUBUQUE		1			1

# COVID-19: testing by laboratory

Data through May 13, 2021 verified as of May 14, 2021 at 09:25 AM

Data in this report are provisional and subject to change.

The numbers in the table below represent the number of Florida and non-Florida residents for whom test results were received by the Department of Health. A person can be tested by more than one laboratory and can have both positive and negative results. **Therefore, the sum of the numbers in each column will be larger than the total number of people tested.**

Reporting lab	Inconclusive	Negative	Positive	Percent positive	Total
ALWAYS BEST CARE HOME HEALTH AGENCY			1	100%	1
MONONGAHELA VALLEY HOSPITAL			1	100%	1
OCALA RKC EAST HEMO #1			1	100%	1
CHC			1	100%	1
URGENT DOC -NACOGODOCHES CLINIC			1	100%	1
ROMULO CAMOGLIANO MD/INTERNAL MEDICINE			1	100%	1
APACHE HEALTH CENTER			1	100%	1
WALMART PHARMACY 10-4554		1			1
MEMORIAL HOSPITAL LOS BANOS			1	100%	1
STANDIFER PLACE		1			1
MEDICAL CITY DENTON			1	100%	1
MEDEXPRESS NORTHSIDE			1	100%	1
SEATTLE-KING COUNTY			1	100%	1
WHEATON FRANCISCAN LABORATORY			1	100%	1
Southwest Louisiana Veterans Home			1	100%	1
Allen Health and Rehabilitation		1			1
JPS HEALTH CENTER AT TRUE WORTH PLACE			1	100%	1
INFINITY HOME CARE OF PORT CHARLOTTE, LLC			1	100%	1
ADVENTHEALTH MEDICAL GROUP UROLOGY AT EAST ORLANDO		1			1
OUCH URGENT CARE			1	100%	1
Chesapeake Shores - Signature HealthCare LLC		1			1
ATLANTIS VISION CENTER			1	100%	1
Jenkins Living Center		1			1
GENESIS MICROBIOLOGY LAB		1			1
SAINT JOSEPHS HOSPITAL OF ATLANTA			1	100%	1
CHILDRENS DOCTOR OF TAMPA BAY, THE			1	100%	1
San Antonio Residence and Rehabilitation Center		1			1
FAU MEMORY & WELLNESS CENTER			1	100%	1
SAINT ALPHONSUS REGIONAL MEDICAL CENTER			1	100%	1
TITUSVILLE TOWERS ASSISTED LIVING		1			1
STAT EMERGENCY CENTER			1	100%	1
FORT MYERS DIALYSIS		1			1
MEDICAL CENTER FRANKLIN			1	100%	1
PROGRESSIVE MEDICAL RESEARCH			1	100%	1
MINUTECLINIC DIAGNOSTIC OF TN PC #6437		1			1
PUBLIX PHARMACY #0332		1			1
CVS IL2297651CV JOLIET		1			1
SOUTHERN OHIO MEDICAL CENTER			1	100%	1
SISTERS MISSION			1	100%	1
ALL AMERICAN FAMILY AND GERIATRIC CARE			1	100%	1
HIBISCUS COURT			1	100%	1
REVIVE			1	100%	1
UHEALTH LEJEUNE INTERNAL MEDICINE			1	100%	1
HEALTH & WELLNESS PROFESSIONALS INC			1	100%	1
SAINT AGNES HOSPITAL			1	100%	1
VICTORIA PAIN AND REHABILITATION CENTER			1	100%	1

# COVID-19: testing by laboratory

Data through May 13, 2021 verified as of May 14, 2021 at 09:25 AM

Data in this report are provisional and subject to change.

The numbers in the table below represent the number of Florida and non-Florida residents for whom test results were received by the Department of Health. A person can be tested by more than one laboratory and can have both positive and negative results. **Therefore, the sum of the numbers in each column will be larger than the total number of people tested.**

Reporting lab	Inconclusive	Negative	Positive	Percent positive	Total
TILE PHARMACY		1			1
FLORIDA KEYS PED AND ADOLES CTR			1	100%	1
NEW RIVER HEALTH DISTRICT			1	100%	1
TAMPA FAMILY HEALTH CENTERS			1	100%	1
WOODSTOCK HEALTH DEPARTMENT			1	100%	1
Greene Meadows Nursing and Rehabilitation Center		1			1
CVS NY1958POCT SYOSSET		1			1
CLEVELAND HEARTLAB			1	100%	1
Melbourne Terrace Rehabilitation Center			1	100%	1
BEACH CARE PLLC			1	100%	1
HUNTERS CREEK MEDICAL ASSOCIATES PA		1			1
ISSAM ALBANNA MD PA			1	100%	1
TMH URGENT CARE CENTER			1	100%	1
Orange City Nursing and Rehab Center			1	100%	1
SOUTHERN HILLS MEDICAL CENTER			1	100%	1
MARYLAND DEPARTMENT OF HEALTH AND MENTAL HYGIENE			1	100%	1
MEDCARE QUALITY MEDICAL CENTER LLC			1	100%	1
MD NOW MEDICAL CENTERS, INC			1	100%	1
GADSDEN FAMILY PRACTICE		1			1
ARCADIA OUTREACH LAB			1	100%	1
NABI		1			1
MONROE HOSPITAL			1	100%	1
IVY CREEK FAMILY CARE OF TROY			1	100%	1
Nemours Children's Clinic-Orla			1	100%	1
PALMETTO CHARTER SCHOOL		1			1
FIRST MEDICAL RESPONSE OF TEXAS, INC			1	100%	1
Juniper Village at Bucks County		1			1
SIGNATURE CARE MIDLAND			1	100%	1
ARTESIAN HOME		1			1
SOUTHWESTERN STATE HOSPITAL LABORATORY			1	100%	1
CTMD MEDICAL CENTER, PA			1	100%	1
WEST FLORIDA MEDICAL CENTER CLINIC			1	100%	1
Marysville Care Center		1			1
HARDVARD VANGUARD MEDICAL ASSOCIATES - NEEDHAM			1	100%	1
Greenhaven Health and Rehabilitation		1			1
TIMPANOGOS REGIONAL HOSPITAL			1	100%	1
Monument Health Custer Care Center		1			1
THE INTERNAL MEDICAL GROUP		1			1
LIFE CARE CENTER OF HILTON HEAD		1			1
WILLOW DALE WELLNESS VILLAGE APARTMENT		1			1
Lodge Nursing & Rehab Center		1			1
Crisp Regional Nursing and Rehab Center		1			1
MBMG OF WINTER HAVEN			1	100%	1
CARING PROFESSIONAL HEALTH CARE LLC		1			1
NEXT LEVEL URGENT CARE (WOODLANDS)			1	100%	1
SENCARE MANAGEMENT		1			1

# COVID-19: testing by laboratory

Data through May 13, 2021 verified as of May 14, 2021 at 09:25 AM

Data in this report are provisional and subject to change.

The numbers in the table below represent the number of Florida and non-Florida residents for whom test results were received by the Department of Health. A person can be tested by more than one laboratory and can have both positive and negative results. **Therefore, the sum of the numbers in each column will be larger than the total number of people tested.**

Reporting lab	Inconclusive	Negative	Positive	Percent positive	Total
FAMILY PRACTICE OF CENTRAL FLORIDA PA			1	100%	1
SANTA CRUZ COUNTY HEALTH SERVICES			1	100%	1
FRESENIUS MEDICAL CARE TRADITION			1	100%	1
MARTIN LUTHER KING RENAL INSTITUTE			1	100%	1
STATE OF CALIFORNIA DOH SERVICES			1	100%	1
GENEVA FAMILY HEALTH			1	100%	1
DOYLESTOWN HOSPITAL			1	100%	1
JACKSON GENERAL HOSPITAL			1	100%	1
CARENOW LAKE WORTH			1	100%	1
HAMILTON CI MAIN UNIT ANNEX/ WORK CAMP			1	100%	1
ECHCS - Jewell Clinic		1			1
DEVLIN MANOR NURSING AND REHABILITATION		1			1
MEDICAL CITY LAS COLINAS			1	100%	1
UUHC - REDSTONE HEALTH CENTER LABORATORY			1	100%	1
LOUISIANA STATE LAB			1	100%	1
TMH PHYSICIAN PARTNERS QUINCY			1	100%	1
INTERNAL MEDICINE ASSOCIATES OF LAKE			1	100%	1
PORT ORANGE DIALYSIS			1	100%	1
LEE MEMORIAL HEALTH SYSTEMS HOME HEALTH		1			1
Cornerstone at the Ranch		1			1
MEDEXPRESS URGENT CARE-BRENTWOOD		1			1
Good Samaritan Society - Albion		1			1
Summit Medical Group Morristown Oncology		1			1
CONNECTICUT CVS PHARMACY, LLC		1			1
MIAMI-DADE COUNTY HEALTH DEPT.		1			1
MULTICARE PHYSICIANS			1	100%	1
MEDEXPRESS URGENT CARE - BENTONVILLE		1			1
ADVENTHEALTH SENIOR CARE AT ORMOND			1	100%	1
WEST FLORIDA MEDICAL ASSOCIATES PA			1	100%	1
YOUTH HEALTH CENTER OF HUNTINGTON		1			1
FREDERICK AVENUE GROUP HOME		1			1
CRYSTAL RIVER FIRE DEPARTMENT			1	100%	1
DPH OP LAB			1	100%	1
MANHATTAN COLLEGE HEALTH SERVICES		1			1
UNIVERSITY OF MIAMI PRIMARY CARE SITE UMHC 3039			1	100%	1
SPORTS MEDICINE CLINIC - U OF WYOMING			1	100%	1
MOUNT DORA DIALYSIS			1	100%	1
AristaCare at Meadow Springs		1			1
ROSLYN INTERNAL MEDICINE		1			1
NEXTCARE SUN CITY			1	100%	1
UNIVERSITY PLACE NURSING CENTER		1			1
TREASURE COAST MEDICAL CONCIERGE LLC			1	100%	1
MEDICAL ASSOCIATES OF CARTER		1			1
MERCY GENERAL HOSPITAL			1	100%	1
PHOEBE PRIMARY CARE CAMILLA			1	100%	1
CVS MI22230CV WAYNE COUNTY COMMUNITY COLLEGE			1	100%	1

# COVID-19: testing by laboratory

Data through May 13, 2021 verified as of May 14, 2021 at 09:25 AM

Data in this report are provisional and subject to change.

The numbers in the table below represent the number of Florida and non-Florida residents for whom test results were received by the Department of Health. A person can be tested by more than one laboratory and can have both positive and negative results. **Therefore, the sum of the numbers in each column will be larger than the total number of people tested.**

Reporting lab	Inconclusive	Negative	Positive	Percent positive	Total
Heritage of Red Cloud		1			1
YOUR GOOD HEALTH MEDICAL GROUP PA			1	100%	1
CENTRAL MAINE MED CTR LAB			1	100%	1
MAHONEY PEDIATRICS PA			1	100%	1
PAUL C SCHWARTZ & MELVIN L WEIDMAN		1			1
Kroger 779 - The Little Clinic Georgetown		1			1
NOVANT HEALTH PRINCE WILLIAM WELLNESS CENTER			1	100%	1
MEDICAL LIFE-INC GUIDEWELL EMERGENCY MEDICINE			1	100%	1
LANGLEY DIALYSIS			1	100%	1
IMMERSION RECOVERY CENTER LLC			1	100%	1
MEDIPLUS CLINIC, INC			1	100%	1
PROVIDENCE PORTLAND MEDICAL CENTER		1			1
SOUTH DADE NURSING & REHABILITATION CENTER			1	100%	1
Kroger 367 - The Little Clinic Walton		1			1
Walgreens #19461		1			1
AUSTIN ER LLC			1	100%	1
Rosa Coplon Jewish Home and Infirmary		1			1
PATEL MINESH		1			1
APC HEALTH LLC			1	100%	1
Arlington Care Center			1	100%	1
AVERA SACRED HEART HOSPITAL			1	100%	1
CONNECTICUT PEDIATRICS @ CHC		1			1
Life Care Center of Auburn		1			1
MCR HEALTH MEDICAL EXPRESS			1	100%	1
BAPTIST HOSPITAL EAST			1	100%	1
Hillandale Health Care		1			1
AESTHETIC PHYSICIANS PC			1	100%	1
CONSULATE HEALTH CARE OF VERO BEACH			1	100%	1
ST FRANCIS MEDICAL CENTER			1	100%	1
FRITZINGERTOWN SENIOR LIVING		1			1
VA Texas Valley Coastal Bend Harlingen HCC		1			1
Remarkable Healthcare Dallas			1	100%	1
KEY BISCAIYNE PEDIATRIC ASSOCIATES INC			1	100%	1
SELECT SPECIALTY HOSPITAL - ORLANDO SOUTH			1	100%	1
Caldwell Care		1			1
CYPRESS CREEK DIALYSIS CTR			1	100%	1
REHABILITATION CENTER OF SOUTH GEORGIA		1			1
Freedom Pointe at The Villages			1	100%	1
SAINT FRANCIS HOSPITAL			1	100%	1
MOUNT SINAI HOSPITAL OF QUEENS			1	100%	1
NEMOURS CHILDREN'S			1	100%	1
Quince Nursing and Rehabilitation Center		1			1
Churchman Village LLC		1			1
VIP FAMILY PRACTICE			1	100%	1
UF HEALTH EMERGENCY CENTER LABORATORY		1			1
CLINICAL CARE, INC			1	100%	1

# COVID-19: testing by laboratory

Data through May 13, 2021 verified as of May 14, 2021 at 09:25 AM

Data in this report are provisional and subject to change.

The numbers in the table below represent the number of Florida and non-Florida residents for whom test results were received by the Department of Health. A person can be tested by more than one laboratory and can have both positive and negative results. **Therefore, the sum of the numbers in each column will be larger than the total number of people tested.**

Reporting lab	Inconclusive	Negative	Positive	Percent positive	Total
VITAL CARE			1	100%	1
Chateau Dville Rehab & Retirement		1			1
ADVENTHEALTH MEDICAL GROUP FAMILY			1	100%	1
MIAMI JEWISH DIALYSIS			1	100%	1
JOHN H. STROGER, JR. HOSPITAL OF COOK COUNTY			1	100%	1
SUNSHINE FAMILY & WELLNESS CENTER			1	100%	1
CHILDRENS AT NORTH POINT URGENT CARE L		1			1
FIRST CARE HOME SERVICES INC			1	100%	1
GULF COUNTY HEALTH DEPARTMENT			1	100%	1
Absolut Care of Gasport		1			1
Wedgewood Manor		1			1
PARKVIEW MANOR NURSING HOME		1			1
CLEVELAND CLINIC FLORIDA WAIVED			1	100%	1
HEARTLAND NURSING & REHABILITATION		1			1
HENRICO DOCTORS HOSPITAL LABORATORY			1	100%	1
UHS BINGHAMTON GENERAL			1	100%	1
ADDINGTON PLACE EAST LAKE		1			1
LIFESPAN HEALTH - SELMER		1			1
NORTHEAST GEORGIA HEALTH SYSTEM			1	100%	1
REHABILITATION CENTER OF ALBUQUERQUE		1			1
ST. MICHAEL'S ELITE HOSPITAL			1	100%	1
Smg At Bridgewater Family Medicine		1			1
Signature HealthCare of Bowling Green		1			1
ALAN MOORE		1			1
HEALTHCARE PARTNERS FAMILY MEDICINE LLC			1	100%	1
Life Care Center of Paradise Valley		1			1
REDMOND URGENT CARE			1	100%	1
JUPITER MEDICAL GROUP			1	100%	1
CRESTHAVEN			1	100%	1
PALM BEACH COUNTY SHERIFF OFFICE			1	100%	1
LAB TEST KENDALL LLC		1			1
FLORIDA WATERMAN HOSPITAL			1	100%	1
CEPERO PEDIATRICS PA			1	100%	1
GALVESTON COUNTY HEALTH DISTRICT			1	100%	1
TEXAS HEALTH HARRIS METHODIST HOSPITAL			1	100%	1
MEDEXPRESS URGENT CARE - PINE BLUFF S		1			1
Grays Harbor Health and Rehabilitation		1			1
THE HOSPITALS OF PROVIDENCE EMERGENCY ROOM			1	100%	1
ADVANCED LABORATORY SERVICES			1	100%	1
LIFE CARE CENTER OF CLEVELAND		1			1
PEDIATRIC PARTNERS ZEPHYRHILLS			1	100%	1
CMC MERCY LABORATORY			1	100%	1
LANGLADE			1	100%	1
CULVER CITY URGENT CARE			1	100%	1
AHUJA MEDICAL CENTER			1	100%	1
MID FLORIDA DERMATOLOGY ASSOCIATES PA			1	100%	1

# COVID-19: testing by laboratory

Data through May 13, 2021 verified as of May 14, 2021 at 09:25 AM

Data in this report are provisional and subject to change.

The numbers in the table below represent the number of Florida and non-Florida residents for whom test results were received by the Department of Health. A person can be tested by more than one laboratory and can have both positive and negative results. **Therefore, the sum of the numbers in each column will be larger than the total number of people tested.**

Reporting lab	Inconclusive	Negative	Positive	Percent positive	Total
PROGRESSIVE URGENT CARE, PC			1	100%	1
Medilodge of Marshall		1			1
Kroger 588 - The Little Clinic Thompsons Station		1			1
ALL PRO ORTHOPEDICS & SPORTS MEDICINE, PA			1	100%	1
MARYLAND DEPARTMENT OF HEALTH AND MENTAL HYGIENE-LABORATORIES			1	100%	1
DSL TENANT II LLC			1	100%	1
ELATION HEALTH		1			1
SHAW MEDICAL GROUP LLC			1	100%	1
LIFESTREAM BEHAVIORAL CENTER INC			1	100%	1
NIHCC			1	100%	1
DEVITA		1			1
PIEDMONT NEWTON HOSPITAL		1			1
ATHENS MEDICAL CENTER			1	100%	1
SYNAPSE ANALYTICAL LABS		1			1
EXACCARE KINGSTON, LLC			1	100%	1
Brio of Johnston		1			1
American Fork Care Center dba Heritage Care Center		1			1
FIU HEALTH CARE CENTER			1	100%	1
KIOSK MEDICINE KENTUCKY LLC		1			1
NORTH BREVARD CHILDRENS MEDICAL CENTER			1	100%	1
NATIONAL GENETIC INSTITUTE			1	100%	1
Rockcastle Health and Rehab		1			1
Autumn Care of Suffolk		1			1
MEA PRIMARY CARE PLUS BYRAM			1	100%	1
Walgreens #10988		1			1
St. Catherine's manor of Findlay		1			1
CHILDRENS CLINIC OF PENSACOLA PA			1	100%	1
WARREN GENERAL HOSPITAL			1	100%	1
ALVERNIA UNIVERSITY HEALTH AND WELLNESS CENTER		1			1
MEDICAL EXAMINERS OFFICE, LEESBURG			1	100%	1
SOMA MEDICAL CENTER PA #4			1	100%	1
BRIDGEWAY CENTER INC			1	100%	1
WASHINGTON CENTER FOR REHABILITATION A		1			1
SEVEN HILLS HEALTHCARE GROUP LLC DBA		1			1
EASTSIDE URGENT CARE			1	100%	1
Kroger 618 - The Little Clinic Trail Creek Village		1			1
HSRE-ASL CASSELBERRY TRS, LLC			1	100%	1
URGENT CARE 24/7 TAMPA			1	100%	1
Ashland Place Health and Rehabilitation, LLC		1			1
CHATSWORTH ASSISTED LIVING COMMUNITY AT PGA NATIONAL			1	100%	1
SMYTH COUNTY COMMUNITY HOSPITAL LABORATORY			1	100%	1
JOHN PETER SMITH HOSPITAL- OB TRIAGE			1	100%	1
FLOYD MEDICAL CENTER/CLINICAL LAB		1			1
NORTON HOSPITAL			1	100%	1
ASHLEY PEDIATRICS DAY & NIGHT CLINIC			1	100%	1
WILMINGTON NURSING AND REHAB			1	100%	1



# COVID-19: testing by laboratory

Data through May 13, 2021 verified as of May 14, 2021 at 09:25 AM

Data in this report are provisional and subject to change.

The numbers in the table below represent the number of Florida and non-Florida residents for whom test results were received by the Department of Health. A person can be tested by more than one laboratory and can have both positive and negative results. **Therefore, the sum of the numbers in each column will be larger than the total number of people tested.**

Reporting lab	Inconclusive	Negative	Positive	Percent positive	Total
GATEWAY COMMUNITY SERVICES INC			1	100%	1
Waycross VA CBOC		1			1
ELLCOTT CENTER FOR REHABILITATION AND		1			1
SUTTER HEALTH SACRAMENTO SIERRA REGION			1	100%	1
Schoenbrunn Healthcare		1			1
SUN CITY DIAGNOSTIC CENTER			1	100%	1
MARIANNA DIALYSIS CENTER			1	100%	1
WELLINGTON WEST 100176			1	100%	1
ST.ELIZABETH HEALTH CENTER	1				1
PATHOLOGY		1			1
Crestview Rehabilitation & Skilled Nursing Services		1			1
SHERIDAN VAMC		1			1
HUDSON REGIONAL HOSPITAL			1	100%	1
Kroger - KRO03400316			1	100%	1
Encompass Health Rehab Hosp Tinton Falls		1			1
Northwest Metro VA OPC		1			1
HEALTHPLUS			1	100%	1
SOUTHERN FAMILY HEALTH			1	100%	1
VANAJA SUREDDI MD PA			1	100%	1
Avista Nursing and Rehab			1	100%	1
EUROFINS PHOENIX			1	100%	1
Consulate Health Care of Tallahassee			1	100%	1
UNIVERSITY OF MIAMI MEDICINE CLINIC DRI			1	100%	1
SC-GA2018 THE RIDGE REHABILITATION & H		1			1
NORTHSIDE FAMILY MEDICINE		1			1
MEMORIAL HERMANN OCCUPATIONAL HEALTH			1	100%	1
YUMA REGIONAL MEDICAL CENTER			1	100%	1
WELLMED AT BAY AREA		1			1
WESLEY LONG HOSPITAL			1	100%	1
HOUSTON MEDICAL CENTER LABORATORY			1	100%	1
DISPATCH HEALTH - TEXAS, PA			1	100%	1
MEDICAL ASSOCIATES OF PINELLAS - LAB			1	100%	1
Kroger 016 - The Little Clinic Centennial		1			1
FIVE STAR PREMIER RESIDENCES OF POMPANO BEACH			1	100%	1
AVON PARK CLUSTER		1			1
WORKFORCE HEALTH DEPARTMENT			1	100%	1
Plaza Healthcare			1	100%	1
GENESIS HEALTH SYSTEM			1	100%	1
MEMORIAL HOSPITAL AT GULFPORT			1	100%	1
ATMORE COMMUNITY HOSPITAL			1	100%	1
FLORIDA DIGESTIVE AND LIVER SPECIALISTS			1	100%	1
SOUTH FLORIDA EVALUATION AND TREATMENT		1			1
WALKERS DRUG STORE			1	100%	1
LOGAN COUNTY HOSPITAL			1	100%	1
ADVENT HEALTH MEDICAL GROUP AT PINELLAS PARK			1	100%	1
SARASOTA MEMORIAL HEALTHCARE			1	100%	1

# COVID-19: testing by laboratory

Data through May 13, 2021 verified as of May 14, 2021 at 09:25 AM

Data in this report are provisional and subject to change.

The numbers in the table below represent the number of Florida and non-Florida residents for whom test results were received by the Department of Health. A person can be tested by more than one laboratory and can have both positive and negative results. **Therefore, the sum of the numbers in each column will be larger than the total number of people tested.**

Reporting lab	Inconclusive	Negative	Positive	Percent positive	Total
Trenton Health and Rehabilitation		1			1
MOUNT SINAI MEDICAL CENTER OF FLORIDA INC			1	100%	1
SOUTHEAST HEALTH WESTGATE CLINIC			1	100%	1
SKY RIDGE MEDICAL CENTER - MICRO			1	100%	1
ADVENTHEALTH HOME CARE WATERMAN			1	100%	1
Medilodge of Kalamazoo		1			1
JACKSONVILLE HEALTH & REHAB		1			1
Newton Wellesley Center for Alzheimer's Care		1			1
SHAMRA MEDICAL LABORATORY			1	100%	1
PROGRESSIVE MEDICAL LAB LLC			1	100%	1
MEDEXPRESS URGENT CARE - MT EPHRAIM		1			1
ERLANGER WESTERN CAROLINA HOSPITAL			1	100%	1
Parkside Manor		1			1
Mountain City Care and Rehabilitation Center		1			1
MARTIN HEALTH PHYSICIAN GROUP			1	100%	1
APPLECARE URGENT CARE KINGSLAND			1	100%	1
ADVANCED RESEARCH INSTITUTE			1	100%	1
VERITAS GENETICS, INC.			1	100%	1
MEDICAL UNIVERSITY OF SOUTH CAROLINA			1	100%	1
Good Shepherd Fairview Home, Inc.		1			1
REGIONAL MED CTR BAYONET POINT			1	100%	1
XPRESHECK IAD (DULLES)			1	100%	1
ABBOTT VASCULAR OCCUPATIONAL HEALTH SE		1			1
VIRGINIA CVS PHARMACY, LLC DBA CVS/PHARMACY #1884		1			1
Franciscan Convalescent Hospital		1			1
JEFFREY A HIRSCHFIELD, MD PA			1	100%	1
Kroger 433 - The Little Clinic Atoka		1			1
APPLECARE URGENT CARE			1	100%	1
FLORIDA EPIDEMIOLOGY PROGRAM			1	100%	1
CARE ADVANTAGE			1	100%	1
LONESTAR 24HRER MANAGEMENT LLC DBA LONESTAR 24HRER			1	100%	1
PUTNAM COUNTY PUBLIC HEALTH UNIT WIC		1			1
GOOD SHEPHERD HEALTH SYSTEM			1	100%	1
DIXIE COUNTY JAIL			1	100%	1
Citadel		1			1
BEST CHOICE WELLNESS & LABORATORY LLC			1	100%	1
PEDIATRIC ASSOCIATES OF ORLANDO			1	100%	1
Smg/North Jersey Hematology & Oncology		1			1
BENEWAH COMMUNITY HOSPITAL		1			1
PowerBack Piscataway Center		1			1
ADVENT HEALTH MEDICAL GROUP MULTISPECIALTY			1	100%	1
Kroger 923 - The Little Clinic Centerville		1			1
LSU MEDICAL CENTER			1	100%	1
PHYSICIANS OF CENTRAL FLORIDA			1	100%	1
ADVANTA LABS, LLC		1			1
SANCHEZ CAZAU MEDICAL GROUP			1	100%	1

# COVID-19: testing by laboratory

Data through May 13, 2021 verified as of May 14, 2021 at 09:25 AM

Data in this report are provisional and subject to change.

The numbers in the table below represent the number of Florida and non-Florida residents for whom test results were received by the Department of Health. A person can be tested by more than one laboratory and can have both positive and negative results. **Therefore, the sum of the numbers in each column will be larger than the total number of people tested.**

Reporting lab	Inconclusive	Negative	Positive	Percent positive	Total
EAST LANSING OPCO		1			1
WMG URGENT CARE WOODSTOCK			1	100%	1
HARDIN MEMORIAL HOSPITAL - HEARTLAND PATHOLOGY CONSULTANTS			1	100%	1
ADVANCE FLORIDA CONSULTING			1	100%	1
FLORIDA HEART AND VASCULAR MULTISPECIALTY GROUP PA			1	100%	1
Kroger 629 - The Little Clinic Cartersville, GA Hwy 41		1			1
ACCULAB			1	100%	1
THE READING HOSPITAL AND MEDICAL CENTER			1	100%	1
Piedmont Crossing		1			1
MAIN LAB			1	100%	1
Avantara Lake Norden		1			1
ASUNCION HOME HEALTH CARE CORP			1	100%	1
NICKLAUS CHILDREN'S DORAL OUTPATIENT CENTER			1	100%	1
SEPULVEDA OUTPATIENT AND NURSING HOME CARE			1	100%	1
Redwood Springs Healthcare			1	100%	1
BEAUMONT HOSPITAL, GROSSE POINTE			1	100%	1
PEDIATRIC ASSOCIATES - MIAMI LAKES		1			1
WATERS EDGE ELEMENTARY SCHOOL			1	100%	1
FELD ENTERTAINMENT			1	100%	1
APS-SUMMIT CARE PHARMACY, LLC DBA OMNICARE		1			1
WEST FLORIDA HOSPITAL LABORATORY			1	100%	1
WRIGHT PATTERSON AFB MEDICAL CENTER			1	100%	1
MEDISURE DBA MY WELLNESS EXPRESS			1	100%	1
ADVANCED URGENT CARE PLLC		1			1
NORDX			1	100%	1
PARK AVENUE MEDICAL PROFESSIONALS PC		1			1
METROWEST MEDICAL CENTER - FRAMINGHAM			1	100%	1
Kroger - KRO70300083			1	100%	1
RESIDENCES AT MIAMI / REIGN GARDENS LLC, THE			1	100%	1
ADVENTHEALTH MEDICAL GROUP PEDIATRICS DIABETES &			1	100%	1
COVENANT HOSPITAL HOBBS D/B/A COVENANT		1			1
MOBILE MEDICAL CLINIC			1	100%	1
BRITTNEY WHELIHAN IRWIN ARNP LLC			1	100%	1
GINKGO BIOWORKS INC (CONCENTRIC)		1			1
Kroger 410 - The Little Clinic Trinity		1			1
Long Beach Care Center			1	100%	1
WMC HEALTH GROUP OF KISSIMMEE LLC			1	100%	1
WELLSTAR KENNESAW MEDICAL CENTER		1			1
ST. ELIZABETH HEALTHCARE - FLORENCE HOSPITAL			1	100%	1
DOCTORS MEDICAL CENTER			1	100%	1
Niles Nursing and Rehab. Center		1			1
Walgreens #19992		1			1
BAPTIST MEDICAL PLAZA AT MIAMI LAKES DIAGNOSTICS			1	100%	1
Kroger 126 - The Little Clinic Cottonwood		1			1
ST ROSE DOMINICAN HOSPITAL LAB-ROSE DE LIMA CAMPUS			1	100%	1
STAYING HEALTHY MEDICAL SERVICES			1	100%	1

# COVID-19: testing by laboratory

Data through May 13, 2021 verified as of May 14, 2021 at 09:25 AM

Data in this report are provisional and subject to change.

The numbers in the table below represent the number of Florida and non-Florida residents for whom test results were received by the Department of Health. A person can be tested by more than one laboratory and can have both positive and negative results. **Therefore, the sum of the numbers in each column will be larger than the total number of people tested.**

Reporting lab	Inconclusive	Negative	Positive	Percent positive	Total
Dugan Memorial Home		1			1
ADVANCE MD CARE			1	100%	1
Advanced Health Care of St. George		1			1
WALGREENS #12624		1			1
TITAN GENOMICS, LLC			1	100%	1
FORT HUDSON NURSING CENTER		1			1
SGMC- SMITH NORTHVIEW CAMPUS			1	100%	1
Princeton Place			1	100%	1
NORTH SHORE HEMATOLOGY-ONCOLOGY ASSOCIATES PC		1			1
SAMSON MEDICAL CLINIC			1	100%	1
NORTH SHORE HEMATOLOGY-ONCOLOGY ASSOCIATES PC		1			1
DOMINION DIAGNOSTICS			1	100%	1
SOUTHWEST ORLANDO FAMILY MEDICINE, PLLC			1	100%	1
PHI LIFE SCIENCES			1	100%	1
NORTH PALM CHILDREN'S PHYSICIANS			1	100%	1
HUGH CHATHAM FAMILY MEDICINE INDEPENDENCE		1			1
PINNACLE DIALYSIS		1			1
LOUIS STOKES CLEVELAND VA MEDICAL CENTER			1	100%	1
NORTHWEST FLORIDA SPECIALTY PHYSICIANS LLC		1			1
VillageCare Rehabilitation and Nursing Center		1			1
ADVENTHEALTH DURAND			1	100%	1
WATERTOWN URGENT CARE		1			1
VCU HEALTH MEDICAL CENTER PATHOLOGY			1	100%	1
BLACKBERRY CENTER, THE		1			1
COMPLEX LABS, LLC		1			1
SAN JOSE CLINIC		1			1
CLEVELAND CLINIC OUTPATIENT LABORATORY			1	100%	1
HEALTH CHOICES, PLLC		1			1
ROCHELLE PARK MEDICAL CENTER PA		1			1
ST LUKE LUTHERAN HOME		1			1
BUFFALO VAMC			1	100%	1
ATHENA PLASTIC SURGERY		1			1
LABORATORIO BUENA SALUD			1	100%	1
SUNSHINE URGENT CARE			1	100%	1
MEDEX CLINIC LLC			1	100%	1
St. Anthony's Nursing and Rehab			1	100%	1
WESTEX URGENT CARE, PLLC			1	100%	1
Kingston of Ashland		1			1
NATICK URGENT CARE			1	100%	1
EAST COAST INSTITUTE FOR RESEARCH LLC			1	100%	1
BGB SUMMIT MEDICAL GROUP		1			1
Kroger 907 - The Little Clinic Holland		1			1
NORWOOD HEALTH CENTER		1			1
Heartland of Pittsburgh PA, LLC		1			1
Miller Health Care Center			1	100%	1
ENZO LABS INC			1	100%	1

# COVID-19: testing by laboratory

Data through May 13, 2021 verified as of May 14, 2021 at 09:25 AM

Data in this report are provisional and subject to change.

The numbers in the table below represent the number of Florida and non-Florida residents for whom test results were received by the Department of Health. A person can be tested by more than one laboratory and can have both positive and negative results. **Therefore, the sum of the numbers in each column will be larger than the total number of people tested.**

Reporting lab	Inconclusive	Negative	Positive	Percent positive	Total
AMERICA'S ER SITE 002 LLC			1	100%	1
MISSOURI DEPT. OF HEALTH			1	100%	1
FAMILY MEDICAL CENTRE			1	100%	1
MD TOX LABORATORY			1	100%	1
MINUTE CLINIC DIAGNOSTIC PA			1	100%	1
Elmbrook Home		1			1
UT HEALTH RIO GRANDE VALLEY PRIMARY CARE AT			1	100%	1
NATION'S BEST CARE HOME HEALTH			1	100%	1
HALIFAX HEALTH PRIMARY CARE			1	100%	1
CARENOW MIDTOWN			1	100%	1
ABINGTON MEMORIAL HOSPITAL			1	100%	1
WELLMED AT LONGWOOD			1	100%	1
ELDERWOOD AT WAVERLY		1			1
Walgreens #12271		1			1
SHARP GROSSMONT HOSPITAL LABORATORY			1	100%	1
Kroger 531 - The Little Clinic Waterville		1			1
HEALTH AND HOPE CLINIC INC			1	100%	1
HOLYCROSS URGENT CARE AND IMAGING CENTER		1			1
SOLARIS HEALTHCARE PLANT CITY		1			1
CARESTAT HOSPICE SERVICES			1	100%	1
FAMILY FIRST WELLNESS		1			1
STORMONT VAIL HOSPITAL			1	100%	1
Kroger 767 - The Little Clinic Beaumont		1			1
SALUDA NURSING CENTER		1			1
TITUSVILLE REHABILITATION AND NURSING CENTER		1			1
BETHESDA HEALTH PHYSICIANS GROUP		1			1
PEDIATRIC URGENT CARE CENTR OF FORT WORTH-LA GRAN			1	100%	1
DOCTORS CARE - GREER		1			1
MISSION HOSPITAL			1	100%	1
ST CATHERINE HOSPITAL LABORATORY			1	100%	1
WELLMED AT LINEBAUGH AVE			1	100%	1
LAURELS OF NORWORTH		1			1
ANCHOR DIRECT PRIMARY CARE LLC		1			1
MEDICAL CENTER			1	100%	1
OKLAHOMA BLOOD INSTITUTE			1	100%	1
MERITUS MEDICAL CENTER			1	100%	1
INTERNAL MEDICINE EMILIA MURRAY MD PA		1			1
MISSOURI DEPARTMENT OF HEALTH AND SENIOR SERVICES - STATE PH LAB		1			1
Bay View Nursing and Rehabilitation Center			1	100%	1
THE NEW JEWISH HOME		1			1
XSTREMEND			1	100%	1
Crowne Place Assisted Living		1			1
NHC HealthCare St. Charles		1			1
ROBERT TAYLOR COMMUNITY COMPLEX			1	100%	1
FLORIDA CLINICAL LABORATORY INC DBA			1	100%	1
EVERLYWELL DIAGNOSTICS			1	100%	1

# COVID-19: testing by laboratory

Data through May 13, 2021 verified as of May 14, 2021 at 09:25 AM

Data in this report are provisional and subject to change.

The numbers in the table below represent the number of Florida and non-Florida residents for whom test results were received by the Department of Health. A person can be tested by more than one laboratory and can have both positive and negative results. **Therefore, the sum of the numbers in each column will be larger than the total number of people tested.**

Reporting lab	Inconclusive	Negative	Positive	Percent positive	Total
M.D. ANDERSON CANCER CENTER			1	100%	1
ST JOHN'S HOME CARE			1	100%	1
Kroger 419 - The Little Clinic Farmington/Exeter		1			1
NF Escambia, LLC DBA Olive BranchHealth and Rehabilitaion Center			1	100%	1
SUPERKIDS PEDIATRICS			1	100%	1
RAMBAM URGENT CARE			1	100%	1
COLLIER BLVD HMA PHYSICIANS MANAGEMENT LLC			1	100%	1
ADVANCED CARDIOVASCULAR DIAGNOSTICS OF FL			1	100%	1
MEDICAL CITY NORTH HILLS			1	100%	1
CARLTON SHORES HEALTH AND REHABILITATION CENTER			1	100%	1
BROOKDALE FORT WALTON BEACH			1	100%	1
CARILION CLINIC LAB TESTING SITE-POSTAL		1			1
BRUSHY CREEK FAMILY HOSPITAL			1	100%	1
FAMILY PHYSICIANS OF WINTER PARK, INC			1	100%	1
NULL			1	100%	1
IMMY LABS			1	100%	1
PATHOLOGY ASSOCIATES			1	100%	1
Tremont Health & Rehabilitation Center		1			1
BIOLOGIK NP		1			1
MAYO MEDICAL LABORATORIES			1	100%	1
Kroger 086 - The Little Clinic Broomfield-Sheridan		1			1
FLORIDA DEPARTMENT OF HEALTH IN BROWARD COUNTY		1			1
PRIME HEALTHCARE SERVICES		1			1
APOLLOMDX LLC			1	100%	1
Kroger 929 - The Little Clinic Corryville		1			1
Regency Square			1	100%	1
PM PEDIATRICS OF BAYSIDE PLLC - STATEN		1			1
BAM INC		1			1
LONG ISLAND MINIMALLY INVASIVE SURGERY		1			1
PERFECT HEALTH URGENT CARE AND MEDICAL		1			1
UNITED HEALTHCARE			1	100%	1
CLUB HEALTH AND REHABILITATION CENTER, THE		1			1
FIRST CARE OF GAINESVILLE			1	100%	1
SHANDSCAIR FLIGHT PROGRAM			1	100%	1
Perham Living			1	100%	1
ARISTACARE AT MANCHESTER		1			1
NORTH FLORIDA REGIONAL MEDICAL CENTER EMERGENCY			1	100%	1
KENNEDY BOULEVARD DIALYSIS			1	100%	1
USF PHYSICIANS GROUP			1	100%	1
RM LAB LLC DBA EXPRESS LAB		1			1
PRIMARY CARE GROUP LLC		1			1
WALGREENS #04786		1			1
LADY OF THE SEA HOSPITAL LAB			1	100%	1
ACCESS FAMILY CARE LLC			1	100%	1
PRISMA HEALTH TUOMEY LABORATORY			1	100%	1
CAROLINAS MEDICAL CENTER			1	100%	1

# COVID-19: testing by laboratory

Data through May 13, 2021 verified as of May 14, 2021 at 09:25 AM

Data in this report are provisional and subject to change.

The numbers in the table below represent the number of Florida and non-Florida residents for whom test results were received by the Department of Health. A person can be tested by more than one laboratory and can have both positive and negative results. **Therefore, the sum of the numbers in each column will be larger than the total number of people tested.**

Reporting lab	Inconclusive	Negative	Positive	Percent positive	Total
THEDACARE FAMILY MEDICINE GATEWAY			1	100%	1
WEST PALM BEACH PHARMACEUTICALS LLC			1	100%	1
LAURELS OF ATHENS, THE		1			1
CAREFIRST URGENT CARE - BEECHMONT			1	100%	1
KODIAK AREA NATIVE ASSOCIATION-KANA			1	100%	1
PANCARE HEALTH - CARR ELEM & MIDDLE SCHOOL			1	100%	1
CARESPOT - OCOEE			1	100%	1
MARY WASHINGTON HOSPITAL HOME HEALTH AGENCY	1				1
BEACHSIDE DETOX		1			1
Kroger 717 - The Little Clinic Dolphin Drive			1	100%	1
WELLSTREET BETHANY BEND		1			1
WINDSOR MANOR			1	100%	1
CSI LABORATORIES FLORIDA			1	100%	1
Garden View Care Center at Dougherty Ferry		1			1
MCCORMICK AMBULANCE		1			1
MARTIN ARMY COMMUNITY HOSPITAL			1	100%	1
STEWART MEDICAL GROUP INC			1	100%	1
BIOMAT USA INC			1	100%	1
Wexner Heritage House			1	100%	1
Wayne County Nursing Home		1			1
VCU HEALTH SYSTEM AUTHORITY - MCV HOSPITALS			1	100%	1
AFTER HOURS CARE OF AMERICUS INCORPORA			1	100%	1
MEMORIAL HOSPITAL - BELLEVILLE			1	100%	1
NORTHSIDE FAMILY MEDICINE AND URGENT CARE (MIDTOWN)		1			1
US PUBLIC HEALTH SERVICE HOSPITAL			1	100%	1
Schenectady Center for Rehabilitation & Nursing		1			1
EAST TENNESSEE STATE UNIVERSITY		1			1
TCPA CLINICAL LABORATORIES			1	100%	1
HEALTHCARECLINICS			1	100%	1
CARDIOLOGY AND FITNESS MEDICINE		1			1
LAKE URGENT CARE			1	100%	1
SOMA MEDICAL CENTER PA #2			1	100%	1
CARY CLINIC			1	100%	1
VISITING PHYSICIAN SERVICES, LLC			1	100%	1
ALL PEDIATRIC CARE PA			1	100%	1
SANDPIPER CLUSTER		1			1
MEDEXPRESS URGENT CARE - UNIONTOWN		1			1
PUBLIX PHARMACY # 1236			1	100%	1
ROCK RAPIDS HEALTH CENTRE		1			1
ORMC-ARDEN/EOI			1	100%	1
LIFELINK FOUNDATION INC D/B/A			1	100%	1
PASTEUR MEDICAL CENTER LLC		1			1
Kroger 83 - The Little Clinic Rock Road		1			1
BROWNSVILLE ADULT AND PEDIATRIC CLINIC			1	100%	1
FLORIDA HOSPITAL ORMOND BEACH			1	100%	1
MT ST RITA HEALTH CENTRE		1			1

# COVID-19: testing by laboratory

Data through May 13, 2021 verified as of May 14, 2021 at 09:25 AM

Data in this report are provisional and subject to change.

The numbers in the table below represent the number of Florida and non-Florida residents for whom test results were received by the Department of Health. A person can be tested by more than one laboratory and can have both positive and negative results. **Therefore, the sum of the numbers in each column will be larger than the total number of people tested.**

Reporting lab	Inconclusive	Negative	Positive	Percent positive	Total
MEDOR/ACC SYNCHRONY			1	100%	1
Florence Home		1			1
SWIFTCARE URGENT CARE, PLLC			1	100%	1
Maplewood of Cheshire County		1			1
BISHOP KEARNEY		1			1
CERMAK HEALTH SERVICES			1	100%	1
ELKHART GENERAL HOSPITAL			1	100%	1
HEBER VALLEY HOSPITAL			1	100%	1
CROWNPOINT HEALTHCARE FACILITY		1			1
ADVANCED RESEARCH AND DIAGNOSTIC LABORATORY UNIVERSITY OF MINNESOTA			1	100%	1
Avera Sr. James Care Center		1			1
BETHESDA ON TURKEY CREEK			1	100%	1
REGENTS PARK OF JACKSONVILLE			1	100%	1
HOUSTON DEPARTMENT OF HEALTH AND HUMAN SERVICES			1	100%	1
WEST COAST CLINICAL LABS INC			1	100%	1
AUGUSTA HEALTH CLINICAL LABORATORY			1	100%	1
COMMUNITY HOSPITALS INDIANAPOLIS			1	100%	1
COLER REHABILITATION AND NURSING CARE		1			1
FRANKLIN CBOC			1	100%	1
EVERGREEN NURSING HOME		1			1
ACCESS TOTAL CARE - PORTLAND			1	100%	1
Mercy Manor Transition Center			1	100%	1
VA Tennessee Valley HCS-Nashville Campus			1	100%	1
JOSHUA E CHESIR MD		1			1
Eden Meadows		1			1
Kroger 465 - The Little Clinic Oakley		1			1
ST. MARY MEDICAL CENTER		1			1
CENTRAL ALABAMA HEALTH CARE SYSTEM			1	100%	1
AMERICAN MEDICAL RESPONSE - FARMER BRA		1			1
Grangeville Health and Rehab		1			1
ACCESS MEDICAL GROUP OF TAMPA INC			1	100%	1
MCKENZIE COUNTY HEALTHCARE SYSTEMS LABORATORY			1	100%	1
GRAND VIEW HOSPITAL			1	100%	1
PRIMARY CARE & PEDIATRICS - SHEPHERSTOWN		1			1
BRAZORIA COUNTY EMERGENCY SERVICES DISTRICT #3			1	100%	1
ST GERARD'S COMMUNITY OF CARE		1			1
WALGREENS #01398			1	100%	1
GRAND LIVING			1	100%	1
TERRELL URGENT CARE			1	100%	1
MD NOW URGENT CARE			1	100%	1
UC SAN DIEGO CENTER FOR ADVANCED LABORATORY MEDICINE			1	100%	1
Kroger - KRO03500568			1	100%	1
APEX HOME HEALTHCARE			1	100%	1
BRISTOL CHILDRENS CLINIC			1	100%	1
VOLUSIA MEDICAL CENTER			1	100%	1
MAYO CLINICAL LABORATORIES		1			1



# COVID-19: testing by laboratory

Data through May 13, 2021 verified as of May 14, 2021 at 09:25 AM

Data in this report are provisional and subject to change.

The numbers in the table below represent the number of Florida and non-Florida residents for whom test results were received by the Department of Health. A person can be tested by more than one laboratory and can have both positive and negative results. **Therefore, the sum of the numbers in each column will be larger than the total number of people tested.**

Reporting lab	Inconclusive	Negative	Positive	Percent positive	Total
UNIVERSITY OF IOWA HOSPITALS & CLINICS			1	100%	1
YOUR HEALTH PEDIATRICS			1	100%	1
INTEGRITY SPINE AND ORTHOPEDICS LLC			1	100%	1
UW MEDICINE CHU LAB			1	100%	1
Valley Center (WV)			1	100%	1
Belvoir Woods Health Care Center at The Fairfax		1			1
GOOD SAMARITAN SOCIETY - DE SMET		1			1
BUENA VENTURA LAKES DIALYSIS			1	100%	1
UNIVERSAL DIAGNOSTICS LABORATORIES			1	100%	1
KNAPP MEDICAL GROUP			1	100%	1
Chicago Heights CBOC		1			1
SOUTHWEST VIRGINIA COMMUNITY HEALTH SYSTEMS			1	100%	1
ADAMS COUNTY HEALTH DEPARTMENT			1	100%	1
NORTH RIVER FAMILY HEALTH CENTER			1	100%	1
Glen Haven Health and Rehabilitation LLC		1			1
PELICAN STATE OUTPATIENT CENTER			1	100%	1
EAST FL CORE LAB			1	100%	1
TMH CANCER CENTER LABORATORY			1	100%	1
VA COMMUNITY BASED CLINIC - LAKE CITY			1	100%	1
SUSAN F WILLIAMS MD PA			1	100%	1
Katherine Luther Residential Healthcare		1			1
MCH PHYSICIANS GROUP			1	100%	1
COVENANT HEALTH		1			1
HEALTHALLIANCE HOSPITAL LABORATORY		1			1
CSL PLASMA LAB			1	100%	1
Oakland Nursing and Rehabilitation Center		1			1
PORTSMOUTH REG. HOSPITAL			1	100%	1
INFECTION CONTROL DEPT			1	100%	1
PRIMARY AND URGENT CARE			1	100%	1
CLEMENT MANOR HEALTH CENTER		1			1
HEALTHCARE FOR THE HOMELESS			1	100%	1
SAINT JOSEPH'S HOSPITAL AND MEDICAL CENTER		1			1
DAVENPORT DIALYSIS CENTER		1			1
OHIO CVS STORES, LLC DBA CVS/PHARMACY		1			1
MARQUETTE GENERAL HOSPITAL			1	100%	1
CVS AZ3749POCT GOODYEAR		1			1
Ernest Childers Outpatient Clinic		1			1
WESTCHESTER MEDICAL CENTER ADVANCED		1			1
FAMILY MEDICAL CENTER		1			1
SUREPOINT URGENT CARE PADRE ISLAND			1	100%	1
NATIONS TOBIN RECREATION CENTER			1	100%	1
HARBOR OAKS GOLDEN YEARS			1	100%	1
Ohman Family Living at Holly Assisted Living		1			1
FAMILY MEDICINE AT CELEBRATION		1			1
CVS TN6394POCT BRENTWOOD		1			1
TAMPA GENERAL MEDICAL GROUP LABORATORY HEALTHPARK			1	100%	1

# COVID-19: testing by laboratory

Data through May 13, 2021 verified as of May 14, 2021 at 09:25 AM

Data in this report are provisional and subject to change.

The numbers in the table below represent the number of Florida and non-Florida residents for whom test results were received by the Department of Health. A person can be tested by more than one laboratory and can have both positive and negative results. **Therefore, the sum of the numbers in each column will be larger than the total number of people tested.**

Reporting lab	Inconclusive	Negative	Positive	Percent positive	Total
FOUNDCARE HEALTH			1	100%	1
Portsmouth Health and Rehab			1	100%	1
LABORATORY SERVICES SGHS - CAMDEN		1			1
SONORAN DESERT PATHOLOGY			1	100%	1
MEDEXPRESS URGENT CARE - LINDEN		1			1
HEART HOSPITAL OF LAFAYETTE: EMERGENCY ROOM			1	100%	1
CHILDREN PHYSICIANS GROUP			1	100%	1
HERITAGE HEALTHCARE CENTER AT TALLAHASSEE			1	100%	1
Seal Rock Healthcare		1			1
KEYS PEDIATRICS PLLC			1	100%	1
JOSEPH REINA PHARMACY INC DBA JRJ PHAR		1			1
LEHIGH PULMONARY ASSOCIATES			1	100%	1
Kroger 347 - The Little Clinic Tates Creek		1			1
Village Crest Center for Health & Rehabilitation		1			1
BRUNSWICK HEALTH AND REHABILITATION CE		1			1
CVS KS8573POCT OVERLAND PARK		1			1
SOMA MEDICAL CENTER PA #2 OAKLAND			1	100%	1
Springdale Village		1			1
MONROE COUNTY PUBLIC HEALTH DEPARTMENT			1	100%	1
ROAN MOUNTAIN MEDICAL CENTER			1	100%	1
THE CHILDREN'S HOSPITAL OF PHILADELPHIA		1			1
SHARON REGIONAL MEDICAL CENTER			1	100%	1
Meadow Lakes		1			1
SPEARE MEMORIAL HOSPITAL			1	100%	1
JASON RHEE, MD		1			1
EXAC CARE CROSSVILLE		1			1
ABE'S GARDEN/PARK MANOR APARTMENTS		1			1
CARESOUTH HHA HOLDINGS OF VIRGINIA, LLC			1	100%	1
Scepter Rehab and Health care		1			1
DR DAN C TRIGG MEMORIAL HOSPITAL		1			1
WALGREENS_CHICAGO		1			1
CARENOW URGENT CARE - ANTIOCH		1			1
RIVERVIEW HOSPITAL	1				1
DODGE COUNTY HOSPITAL LABORATORY		1			1
ELAN MANATEE			1	100%	1
LAKEWOOD RANCH MEDICAL GROUP LLC			1	100%	1
LAKESIDE MEDICAL CENTER		1			1
URGENT CARE OF FORT LAUDERDALE INC			1	100%	1
Kroger 519 - The Little Clinic Staples Mill Road		1			1
NLAC SUMMERBIO			1	100%	1
Indianspring of Oakley		1			1
St Mary's d'Youville Pavilion		1			1
AMD			1	100%	1
OPTUM OF HIALEAH		1			1
PALMS WEST SURGICENTER		1			1
RUBY MEMORIAL HOSP. LAB			1	100%	1

# COVID-19: testing by laboratory

Data through May 13, 2021 verified as of May 14, 2021 at 09:25 AM

Data in this report are provisional and subject to change.

The numbers in the table below represent the number of Florida and non-Florida residents for whom test results were received by the Department of Health. A person can be tested by more than one laboratory and can have both positive and negative results. **Therefore, the sum of the numbers in each column will be larger than the total number of people tested.**

Reporting lab	Inconclusive	Negative	Positive	Percent positive	Total
SUPREME MEDICAL GROUP PLLC			1	100%	1
Walgreens #10851		1			1
NORTHEAST BAPTIST HOSPITAL			1	100%	1
ST MICHAEL'S ELITE MEDICAL HOSPITAL			1	100%	1
NHC PLACE AT COOL SPRINGS		1			1
SUMMERFIELD PAIN MANAGEMENT			1	100%	1
TRITENN LLC		1			1
DAYTONA BEACH DIALYSIS			1	100%	1
AURORA HEALTH CARE METRO INC			1	100%	1
MEMORIALCARE LONG BEACH MEDICAL CENTER			1	100%	1
Baypoint Healthcare Center			1	100%	1
BRANKO D PEJIC MD FAMILY PRACTICE			1	100%	1
MIAMI VASCULAR SURGERY			1	100%	1
ST FRANCIS COLLEGE WELLNESS CENTER		1			1
MARTIN MEM FAMILY CARE AT ST LUCIE W			1	100%	1
FOUNDATION LABORATORY			1	100%	1
ADVENTHEALTH IMAGING WINTERGARDEN		1			1
FINLAY MEDICAL RESEARCH CORP			1	100%	1
INLET CONCIERGE MEDICINE			1	100%	1
PROGENESIS INC			1	100%	1
MID FLORIDA COMMUNITY SERVICES			1	100%	1
WEST PENSACOLA DIALYSIS CENTER			1	100%	1
Eagle Point Health Care Center		1			1
APPLECARE URGENT CARE JESUP			1	100%	1
INTERNAL MEDICINE ASSOCIATES		1			1
CVS IL2297652CV CHICAGO		1			1
Maple Lane Nursing Home		1			1
PATIENT FIRST-GENERAL BOOTH			1	100%	1
MEDHELP			1	100%	1
BATESVILLE - SHERWOOD URGENT CARE			1	100%	1
bishop rehabilitation and nursing center		1			1
ORDRS, INC.			1	100%	1
RIVERSIDE PEDIATRIC GROUP, INC		1			1
CORNERSTONE OF RECOVERY INC		1			1
BRETON REHABILITATION & LIVING CENTRE		1			1
BEAUMONT REFERENCE LABORATORY			1	100%	1
Ravenwood Speciality Care		1			1
Manassas Health & Rehab			1	100%	1
MEDEXPRESS URGENT CARE - WAYNESBURG		1			1
MARINA DEL REY HOSPITAL LAB			1	100%	1
ASSISTED LIVING AT TREZEVANT		1			1
DIVERSICARE OF BIG SPRINGS		1			1
EUROFINS VIRACOR			1	100%	1
THE MEDICAL CENTER AT SCOTTSVILLE			1	100%	1
KNOX COMMUNITY HOSPITAL			1	100%	1
GARDENS PEDIATRICS LAB			1	100%	1

# COVID-19: testing by laboratory

Data through May 13, 2021 verified as of May 14, 2021 at 09:25 AM

Data in this report are provisional and subject to change.

The numbers in the table below represent the number of Florida and non-Florida residents for whom test results were received by the Department of Health. A person can be tested by more than one laboratory and can have both positive and negative results. **Therefore, the sum of the numbers in each column will be larger than the total number of people tested.**

Reporting lab	Inconclusive	Negative	Positive	Percent positive	Total
SPACE COAST COMMUNITY PHARMACY			1	100%	1
SOUTHERN WINDS			1	100%	1
EMBASSY LAKES ARTIFICIAL KIDNEY CENTER			1	100%	1
ELLIS HOSPITAL URGENT CARE CENTER LAB		1			1
VELOCITY CARE URGENT CARE BY CARILION CLINIC			1	100%	1
LABTEST LLC LABTEST DIAGNOSTICS			1	100%	1
Kroger 49 - The Little Clinic Wichita - 21st St.			1	100%	1
MIL LAKE HEALTHCARE CENTER INC PEDIATRICS			1	100%	1
SANFORD LABORATORY BISMARCK			1	100%	1
COMMONWEALTH OF VIRGINIA DIVISION OF CONSOLIDATED LABORATORY SERVICES			1	100%	1
DW MCMILLAN MEMORIAL HOSPITAL LABORATORY			1	100%	1
CORPUS CHRISTI MEDICAL CENTER			1	100%	1
SUTTER GOULD MEDICAL FOUNDATION			1	100%	1
GABRIELA GOLDSTEIN MD PA			1	100%	1
AIRPORT MEDICAL SOLUTIONS ORLANDO			1	100%	1
LEE HEALTH KIDS URGENT CARE		1			1
AML DIAGNOSTICS- ADV TESTING IN METABOLIC MEDICINE			1	100%	1
CENTENNIAL HILLS HOSPITAL MEDICAL CENTER LABORATORY			1	100%	1
DR. K PEDIATRICS			1	100%	1
SC-GA2018 MCCORMICK REHAB & HEALTHCARE		1			1
NEW ERA HEALTH CENTER INC		1			1
NORTH PALM BEACH DIALYSIS CENTER			1	100%	1
HARRIS COUNTY PUBLIC HEALTH SERVICES			1	100%	1
COUNTRYSIDE PEDIATRIC CARE PA			1	100%	1
ICARE		1			1
SLIDELL MEMORIAL HOSPITAL			1	100%	1
BLOOMINGDALE MEDICAL ASSOC			1	100%	1
VETERANS AFFAIRS MEDICAL CENTER - EAST ORANGE			1	100%	1
LUMICO LIFE INSURANCE COMPANY		1			1
BAYSTATE REFERENCE LABORATORY			1	100%	1
PATHLAB SERVICES			1	100%	1
BAY AREA HOSPITAL LAB & HST		1			1
WALGREENS #10854		1			1
SUNRISE HOSPITAL & MEDICAL CENTER-POC TESTING LAB			1	100%	1
CHILDREN'S CLINIC			1	100%	1
LEHIGH REGIONAL WOUND CENTER			1	100%	1
PANCARE HEALTH - NORTHSIDE ELEMENTARY			1	100%	1
SEASONS HOSPICE AND PALLIATIVE CARE OF			1	100%	1
FRESENIUS KIDNEY CARE OF CLERMONT WEST			1	100%	1
WALGREENS MARATHON			1	100%	1
SEMA4			1	100%	1
Lutheran Community at Telford		1			1
PARKVIEW OUTREACH COMMUNITY CENTER			1	100%	1
KID FIXERS		1			1
CATHEDRAL GERONTOLOGY CENTER DBA CATHEDRAL CARES			1	100%	1
LCMC LAB SUBSECTION		1			1

# COVID-19: testing by laboratory

Data through May 13, 2021 verified as of May 14, 2021 at 09:25 AM

Data in this report are provisional and subject to change.

The numbers in the table below represent the number of Florida and non-Florida residents for whom test results were received by the Department of Health. A person can be tested by more than one laboratory and can have both positive and negative results. **Therefore, the sum of the numbers in each column will be larger than the total number of people tested.**

Reporting lab	Inconclusive	Negative	Positive	Percent positive	Total
HEALTH ALLIANCE			1	100%	1
SELF REGIONAL HEALTHCARE			1	100%	1
SPELMAN COLLEGE DEPT OF HEALTH SERVICE		1			1
ABBOTT LABORATORIES ROSS PRODUCTS			1	100%	1
UF HEALTH THE VILLAGES			1	100%	1
CVS SC7012POCT BALLENTINE			1	100%	1
CONCENTRA - LEESBURG		1			1
RIDGE OPTUM FLORIDA			1	100%	1
MADISON AT OVIEDO			1	100%	1
DECATUR MORGAN HOSPITAL - DECATUR GENE		1			1
UMASS MEMORIAL/MARLBORO HOSPITAL			1	100%	1
NANCY M WORTHINGTON MD PA			1	100%	1
KIDZ FAMILY CARE			1	100%	1
TMH PHYSICIAN PARTNERS			1	100%	1
NORTHEAST TEXAS DIALYSIS		1			1
HOMESTEAD MEDICAL CLINIC PA			1	100%	1
BAPTIST HEALTH SURGERY CENTER			1	100%	1
WW Chem Auto SS			1	100%	1
COMMUNITY MEMORIAL HOSPITAL		1			1
WINCHESTER HOSPITAL			1	100%	1
LAKE WALES DIALYSIS CENTER			1	100%	1
MED TECH CLINICAL LABORATORY		1			1
BAPTIST HEALTH ASI			1	100%	1
WILLOWBROOKE COURT AT MATTHEWS GLEN		1			1
PRIORITY CARE LLC			1	100%	1
Kroger 368 - The Little Clinic Frankfort West		1			1
NEW YORK PRESBYTERIAN HOSPITAL			1	100%	1
Senior Rehab & Recovery Center at Limestone Health Facility		1			1
KETAMINE HEALTH CENTERS OF WEST PALM BEACH LLC		1			1
THOMAS HOSPITAL			1	100%	1
PHOENIX PROGRAMS OF FLORIDA INC		1			1
PHYSICIANS LAB INC			1	100%	1
Ramsey Village		1			1
ESOTERIC LAB			1	100%	1
ANMED HEALTH MEDICAL CENTER			1	100%	1
ASHLEY PEDICATRICS DAY AND NIGHT CLINIC			1	100%	1
BAPTIST ASI			1	100%	1
The Jordan Center		1			1
COSTCO PHARMACY #1023			1	100%	1
LABORATORIO MEDICO CENTRAL CONDOMINO MD			1	100%	1
NCH HEALTHCARE CREEKSIDE ENDOSCOPY			1	100%	1
SOUTH SEMINOLE HOSPITAL POCT			1	100%	1
SANTA MONICA FERTILITY			1	100%	1
CHRISTUS GOOD SHEPHERD MEDICAL CENTER			1	100%	1
Garden Villa Bedford		1			1
PARTNERS IN PRIMARY CARE		1			1

# COVID-19: testing by laboratory

Data through May 13, 2021 verified as of May 14, 2021 at 09:25 AM

Data in this report are provisional and subject to change.

The numbers in the table below represent the number of Florida and non-Florida residents for whom test results were received by the Department of Health. A person can be tested by more than one laboratory and can have both positive and negative results. **Therefore, the sum of the numbers in each column will be larger than the total number of people tested.**

Reporting lab	Inconclusive	Negative	Positive	Percent positive	Total
ST. LUKE'S HOSPITAL			1	100%	1
MANCHESTER COMMONS		1			1
Integrity Healthcare of Carbondale			1	100%	1
CARENOW URGENT CARE - SPRING			1	100%	1
IZ MEDICAL		1			1
PHOENIX MEDICAL CLINIC			1	100%	1
MEDICAL CENTER OF TRINITY - MOB		1			1
PEDIATRIC SPECIALTY CLINIC COLLIER			1	100%	1
WALGREENS #11572		1			1
JOHNSON MEDICAL SERVICES			1	100%	1
MEMORIAL MEDICAL CENTER			1	100%	1
STANLY REGIONAL MEDICAL CENTER			1	100%	1
FAMILY & INTERNAL MEDICINE CENTER		1			1
ORAL & FACIAL SURGERY			1	100%	1
CENTRAL TX URGENT CARE			1	100%	1
FLORIDA STATE UNIVERSITY HEALTH SERVICES			1	100%	1
PUBLIX PHARMACY #1122		1			1
ACCESS TOTAL CARE			1	100%	1
COSTAMED GRUPO MEDICO			1	100%	1
Villages of St.Peters		1			1
ENCOMPASS HEALTH REHAB HOSP NEW ENGLAND		1			1
MEDCARE-GARNERS FERRY			1	100%	1
BLACK SHEEP MEDICAL			1	100%	1
FLORIDA MEDICAL CLINIC, PA		1			1
ONPOINT URGENT CARE			1	100%	1
YOUR HEALTH PEDIATRICS INC			1	100%	1
SPECIALTY MOLECULAR - DENVER			1	100%	1
JOHN D. ARCHBOLD MEMORIAL HOSPITAL			1	100%	1
CLINICAL PATHOLOGY LABORATORIES SOUTHEAST INC			1	100%	1
HONEY BROOK MED INVESTORS LTD/DBA		1			1
BIRGHAM YOUNG UNIV STUDENT HEALTH CTR			1	100%	1
STEELFUSION CLINICAL TOXICOLOGY LABS			1	100%	1
RIVERSIDE COUNTY PUBLIC HEALTH LABORATORY			1	100%	1
PACE UNIVERSITY HEALTH CARE		1			1
Arbors at Gallipolis		1			1
HOME AIDE SVC OF EASTERN NY INC D/B/A		1			1
LABONE		1			1
PEDIATRIC PARTNERS OF ZEPHYRHILLS PA			1	100%	1
PALM COAST DRAW STATION/AMERICAN HEALTH ASSOCIATES		1			1
Waters of Covington		1			1
MARTIN MEMORIAL MEDICENTER			1	100%	1
WORKCARE, INC GLOBALFOUNDRIES			1	100%	1
BROOKSVILLE REGIONAL HOSP PATIENT CARE SERVICES			1	100%	1
WALGREEN#12147		1			1
PROVIDENCE ST PETER HOSPITAL		1			1
KROGER 785 - THE LITTLE CLINIC DIXIE HWY		1			1

# COVID-19: testing by laboratory

Data through May 13, 2021 verified as of May 14, 2021 at 09:25 AM

Data in this report are provisional and subject to change.

The numbers in the table below represent the number of Florida and non-Florida residents for whom test results were received by the Department of Health. A person can be tested by more than one laboratory and can have both positive and negative results. **Therefore, the sum of the numbers in each column will be larger than the total number of people tested.**

Reporting lab	Inconclusive	Negative	Positive	Percent positive	Total
MOSOLF PEDIATRICS PA			1	100%	1
Jewish Senior Services		1			1
CONNECTICUT CVS PAHRMACY, LLC		1			1
Hearthstone Nursing and Rehabilitation Center		1			1
AMERITECH COLLEGE OF HEALTHCARE			1	100%	1
AFTER HOURS CLINIC			1	100%	1
O'CONNELL HEALTH CENTER AT ST JOHNS			1	100%	1
AdventHealth Care Center Zephyrhills North			1	100%	1
St. Ann Rehabilitation and Nursing Center		1			1
KATHY L ANDERSON DO PA			1	100%	1
MED FIRST IMMEDIATE CARE AND FAMILY PRACTICE			1	100%	1
Walgreens #9620		1			1
Country View of Sunbury			1	100%	1
Brattleboro Crossings LLC dba Pine Heights at Brattleboro		1			1
OAKVIEW INC		1			1
Kroger 541 - The Little Clinic Long Hollow Pike		1			1
Lakeland Nursing and Rehabilitation Center LLC		1			1
SOUTHERN NEVADA HEALH DISTRICT LABORATORY SYSTEM			1	100%	1
LAKE REGIONAL HEALTH			1	100%	1
The Carrington		1			1
Willow Ridge Center		1			1
UT HEALTH RGV CLINICAL LABORATORY			1	100%	1
MORGAN STANELY HEALTH CENTER		1			1
DIXIE REGIONAL MEDICAL CENTER			1	100%	1
NORTH MIAMI BEACH SURGICAL CENTER			1	100%	1
Eddy Memorial Geriatric Center		1			1
STONESPRINGS HOSPITAL CENTER			1	100%	1
Elderwood at Lancaster		1			1
Trucare Living Centers - Columbus		1			1
Kroger 909 - The Little Clinic Hamilton			1	100%	1
ELEMENTS PHARMACY			1	100%	1
UF HEALTH FAMILY MEDICINE-GOODBYS CREEK			1	100%	1
SUMMERLIN MEDICAL CENTRE			1	100%	1
REELFOOT FAMILY WALK-IN CLINIC		1			1
PROVIDENCE ST. PATRICK HOSPITAL			1	100%	1
LIFECARE MEDICAL CENTER			1	100%	1
MARION GENERAL HOSPITAL			1	100%	1
CVS NV9586POCT RENO		1			1
Good Samaritan Society - Mountian Lake		1			1
KAISER PERMANENTE FACTORIA LAB			1	100%	1
ANSWERS RESOURCE FACILITY		1			1
TUNIS STREET GROUP HOME		1			1
USA Healthcare LTC, LLC - Folsom Center for Rehabilitation & Healthca		1			1
LAKE MARY DIALYSIS			1	100%	1
MALUHIA		1			1
PUBLIX PHARMACY #1488		1			1

# COVID-19: testing by laboratory

Data through May 13, 2021 verified as of May 14, 2021 at 09:25 AM

Data in this report are provisional and subject to change.

The numbers in the table below represent the number of Florida and non-Florida residents for whom test results were received by the Department of Health. A person can be tested by more than one laboratory and can have both positive and negative results. **Therefore, the sum of the numbers in each column will be larger than the total number of people tested.**

Reporting lab	Inconclusive	Negative	Positive	Percent positive	Total
MASSACHUSETTS DEPARTMENT OF PUBLIC HEALTH			1	100%	1
PATHOLOGYT & LAB MEDICINE SERVICES			1	100%	1
Sarah A. Todd Memorial Home		1			1
Lopatcong Center		1			1
UNIVERSITY OF NORTH CAROLINA HOSPITALS			1	100%	1
ManorCare Yeadon		1			1
SIGNATURE CARE COLLEGE STATION			1	100%	1
HOSPITALS OF PROVIDENCE TRANSMOUNTAIN CAMPUS, THE			1	100%	1
BUREAU COUNTY HEALTH DEPT			1	100%	1
CHI ST. LUKE'S HEALTH BCM MEDICAL CENTER			1	100%	1
MEDLABS OF FLORIDA LLC D/B/A MEDLABS DIAGNOSTICS		1			1
United Methodist Communities at The Shores		1			1
NC STATE LAB OF PUBLIC HEALTH			1	100%	1
CARE CONNECTIONS AT HOME LLC			1	100%	1
THE BRENNITY AT TRADITION			1	100%	1
CHILTON URGENT CARE			1	100%	1
PLANT CITY FIRE RESCUE		1			1
FAIRLAWN REHABILITATION HOSPITAL		1			1
OASIS FAMILY RESORT IN THE SPRINGS LLC		1			1
MERCY HOME		1			1
RIVERSIDE REGIONAL MED CENTER			1	100%	1
GENESEE COUNTY HEALTH DEPARTMENT		1			1
Kroger 699 - The Little Clinic Smyrna		1			1
COLE DIAGNOSTICS - BOISE		1			1
INDIANA STATE DEPARTMENT OF HEALTH CLINIC MICROBIOLOGY		1			1
STAMFORD HOSPITAL			1	100%	1
Walgreens #17445		1			1
VERMONT DEPT OF HEALTH LABORATORY			1	100%	1
West Bay of Tampa Center			1	100%	1
C A R E S		1			1
FAIRVIEW HOSPITAL			1	100%	1
TRAVIS LEE THOMPSON MD			1	100%	1
WAYCROSS INTRTNAL MEDICINE			1	100%	1
Vibrallife of El Paso Rehabilitation Center			1	100%	1
MEMORIAL HOSPITAL MIRAMAR WAIVED TESTING			1	100%	1
AUBURNDALE DOCTOR TODAY			1	100%	1
RANDOLPH-MACON COLLEGE			1	100%	1
Peninsula Nursing and Rehabilitation Center		1			1
PALMETTO LANDING			1	100%	1
MEMORIAL HERMANN MEDICAL GROUP-ATASCOCITA PEDS			1	100%	1
CAPITAL DIAGNOSTICS			1	100%	1
ADVANCED INDIVIDUALIZED MEDICINE OF NAPLES			1	100%	1
NORTHERN KENTUCKY HEALTH DEPARTMENT			1	100%	1
WINTER GARDEN CHILDREN'S HEALTH CENTERS			1	100%	1
Kroger - KRO70600172		1			1
SUSAN F. WILLIAMS M.D., P.A.			1	100%	1



# COVID-19: testing by laboratory

Data through May 13, 2021 verified as of May 14, 2021 at 09:25 AM

Data in this report are provisional and subject to change.

The numbers in the table below represent the number of Florida and non-Florida residents for whom test results were received by the Department of Health. A person can be tested by more than one laboratory and can have both positive and negative results. **Therefore, the sum of the numbers in each column will be larger than the total number of people tested.**

Reporting lab	Inconclusive	Negative	Positive	Percent positive	Total
LAKELAND MEDICAL CENTER			1	100%	1
PARK AVENUE DERMATOLOGY NORTH			1	100%	1
DAYTON CHILDRENS HOSPITAL LAB			1	100%	1
WATERVIEW HILLS REHABILITATION AND NUR		1			1
GREATER MIAMI DIALYSIS			1	100%	1
ManorCare Health Services-Monroeville		1			1
LAKELAND REGIONAL HEALTH AUBURNDALE		1			1
UNITED HOSPITAL CENTER LABORATORY			1	100%	1
Mission Arch Center		1			1
CENTRAL FLORIDA HOSPITALIST			1	100%	1
UT MD ANDERSON CANCER CENTER-TUMOR MARKER LAB			1	100%	1
HAYS CLINICAL LAB			1	100%	1
Kroger 682 - The Little Clinic Combs and Gantzel		1			1
WY RETIREMENT CENTER		1			1
EILEEN TURBESSI MD PA		1			1
THE CLINIC ON SIXTH			1	100%	1
PM PEDIATRICS PC			1	100%	1
BRIAN C GRINER MD LLC			1	100%	1
HEALTH FIRST HOME CARE		1			1
FLORHAM PARK ENDOSCOPY CENTER		1			1
Birmingham Nursing & Rehab Center		1			1
LOPEZ		1			1
CONVENIENT URGENT CARE			1	100%	1
LAREDO CARE CLINIC NORTH		1			1
LOURDES URGENT CARE			1	100%	1
PRACTITIONERS IN MOTION			1	100%	1
NORTH COUNTY MEDICAL LAB			1	100%	1
NORTH BROWARD MEDICAL CENTER			1	100%	1
CENTRAL FLA PEDIATRIC URGENT CARE LLC		1			1
GATEWAY HEALTHCARE, PC			1	100%	1
KROGER 915 - THE LITTLE CLINIC ANDERSON			1	100%	1
BROOKS REHAB			1	100%	1
ASSOCIATESMD			1	100%	1
Erwin Health Care Center		1			1
FLAGLER COUNTY BOARD OF COUNTY COMMISSIONERS			1	100%	1
SAN ANTONIO DERMATOLOGY AND MEDICAL SPA			1	100%	1
Victoria Manor		1			1
LITTLE COMPANY OF MARY HOSPITAL			1	100%	1
BAXTER REGIONAL MEDICAL CENTER			1	100%	1
SANFORD LABORATORIES WATERTOWN			1	100%	1
Encompass Health Rehab Hosp Harmarville		1			1
ALTAMONTE MEDICAL ASSOCIATES PA			1	100%	1
Falmouth By The Sea			1	100%	1
BROOKSHIRE, THE			1	100%	1
441 URGENT CARE CENTER - BROWNWOOD			1	100%	1
Heartland of Perrysburg		1			1

# COVID-19: testing by laboratory

Data through May 13, 2021 verified as of May 14, 2021 at 09:25 AM

Data in this report are provisional and subject to change.

The numbers in the table below represent the number of Florida and non-Florida residents for whom test results were received by the Department of Health. A person can be tested by more than one laboratory and can have both positive and negative results. **Therefore, the sum of the numbers in each column will be larger than the total number of people tested.**

Reporting lab	Inconclusive	Negative	Positive	Percent positive	Total
RESTORE MEDICAL PARTNERS PLLC			1	100%	1
STEWART FLORIDA ALF, INC			1	100%	1
CUSTOM SCRIPTS PHARMACY		1			1
RIVERSIDE MEDICAL CENTER		1			1
HAVASU REGIONAL MEDICAL CENTER			1	100%	1
FLAGLER PROFESSIONAL HEALTH CARE SERVICES INC		1			1
SOUTHEASTERN INTEGRATED MEDICAL PL			1	100%	1
Kroger 532 - The Little Clinic Murfreesboro		1			1
SUMMIT URGENT CARE - FAYETTEVILLE		1			1
Lenbrook		1			1
KIDS HEALTH ALLIANCE PA			1	100%	1
LEE MEMORIAL HOSPITAL OUTPATIENT SURGERY CENTER			1	100%	1
Signature Healthcare of Fort Wayne		1			1
Avon Health Center		1			1
MEDEXPRESS URGENT CARE-MEADVILLE			1	100%	1
Community Compassion Center of Batesville			1	100%	1
MID FLORIDA BIOLOGICALS			1	100%	1
Excel Care Center			1	100%	1
Hempfield Manor		1			1
MEDEXPRESS URGENT CARE - PATRICK STREE			1	100%	1
SCRIPTS PLUS INC DBA THE MEDICINE SHOP		1			1
SAINT AGNES MEDICAL CENTER			1	100%	1
CASS LAKE PHS INDIAN HOSPITAL		1			1
CAREATC - WISCONSIN PIPE-FITTERS			1	100%	1
TWIN			1	100%	1
BROOKDALE AVONDALE (BU 04360)			1	100%	1
INTEGRATED GENETICS SEQUENOM		1			1
MOBILE INFIRMARY MEDICAL CENTER			1	100%	1
LEGACY SPECIALTY PHARMACY CORP			1	100%	1
PINNACLE PAIN CENTER PS DBA LYNX HEALTHCARE		1			1
COMMUNITY MEDICAL CARE			1	100%	1
VALLEY VISTA CARE CENTER		1			1
HOWELL BRANCH COURT			1	100%	1
White Oak Manor - Rock Hill		1			1
Whispering Pines Nursing & Rehabilitation Center		1			1
EDWARD HOSPITAL			1	100%	1
CARESPOT - MIAMI GARDENS			1	100%	1
CAROLINAS PHYSICIAN NETWORK			1	100%	1
ST JOHN HOSPITAL & MEDICAL CENTER MICRO			1	100%	1
ARNOLD PALMER HOSPITAL LAB POCT		1			1
Crowne Health Care of Thomasville		1			1
Metairie Healthcare Center			1	100%	1
GREYSTONE HOME HEALTH OF GREATER ORLANDO LLC		1			1
FRESENIUS KIDNEY CARE OCALA			1	100%	1
PM PEDIATRICS OF VIRGINIA			1	100%	1
BASCOM PALMER-MICRO LAB			1	100%	1

# COVID-19: testing by laboratory

Data through May 13, 2021 verified as of May 14, 2021 at 09:25 AM

Data in this report are provisional and subject to change.

The numbers in the table below represent the number of Florida and non-Florida residents for whom test results were received by the Department of Health. A person can be tested by more than one laboratory and can have both positive and negative results. **Therefore, the sum of the numbers in each column will be larger than the total number of people tested.**

Reporting lab	Inconclusive	Negative	Positive	Percent positive	Total
LOUNDY		1			1
Arlington Health and Rehabilitation		1			1
LAKE COMMUNITY ACTION AGENCY		1			1
DEPARTMENT OF HEALTH SERVICES			1	100%	1
LINCOLN COUNTY MEDICAL CENTER		1			1
BRIDGEWATER PARK ASSISTED LIVING LLC			1	100%	1
NASONCARE LLC			1	100%	1
ENT & ALLERGY ASSOCIATES, LLP - SLEEPY HOLLOW (ABBOTT)		1			1
CLIFTON SPRINGS		1			1
BAPTIST HEALTH FLOYD			1	100%	1
ORMOND BEACH DIALYSIS			1	100%	1
CVS MA6466POCT SWANSEA		1			1
AUGUSTA HEALTH SD			1	100%	1
Elderwood at Williamsville		1			1
HAWAII DEPARTMENT OF HEALTH LAB			1	100%	1
CAROMONT HEALTH			1	100%	1
RECOVERY BAY, LLC			1	100%	1
DEACONESS URGENT CARE CENTER			1	100%	1
ASCENSION ST VINCENT'S - WESTSIDE			1	100%	1
RAAZI CLINICAL LABORATORY LLC			1	100%	1
PRINCIPLE DIAGNOSTICS LLC			1	100%	1
JAMES A HENRY MD LLC			1	100%	1
MEDPOST URGENT CARE - CIBOLO			1	100%	1
PINEVILLE PHARMACY			1	100%	1
IVAN, MAYA			1	100%	1
HENRICO DOCTOR'S LABORATORY			1	100%	1
QUINCY DIALYSIS			1	100%	1
Creekside Center for Rehabilitation and Healing		1			1
CLINICAL TRIALS OF TAMPA LLC		1			1
USC VERDUGO HILLS HOSPITAL			1	100%	1
ADVANCED DIALYSIS CENTER OF FORT LAUDERDALE			1	100%	1
INNOVATIVE CARE PARTNERS PLLC			1	100%	1
MDS PHARMA SERVICES		1			1
ALLIED PHYSICIANS GROUP		1			1
SUMMIT URGENT CARE EAST POINT		1			1
BELMONT VILLAGE AT JOHNS CREEK		1			1
Victory Health and Rehabilitation			1	100%	1
BOCA MEDICAL CARE			1	100%	1
STATE OF ALASKA			1	100%	1
NAVAL BRANCH HEALTH CLINIC			1	100%	1
STEVEN J VALENTINO, DO PC		1			1
LANCASHIRE HALL NURSING AND REHABILITATION CENTER		1			1
EMERGENCY CARE SERVICES LAB AT JFK MEDICAL CENTER			1	100%	1
PALM BEACH COUNTY HEALTH DEPT.			1	100%	1
AMALIA'S COMMUNITY CLINIC, CORP			1	100%	1
EDEN HEALTH NOMAD LAB		1			1

# COVID-19: testing by laboratory

Data through May 13, 2021 verified as of May 14, 2021 at 09:25 AM

Data in this report are provisional and subject to change.

The numbers in the table below represent the number of Florida and non-Florida residents for whom test results were received by the Department of Health. A person can be tested by more than one laboratory and can have both positive and negative results. **Therefore, the sum of the numbers in each column will be larger than the total number of people tested.**

Reporting lab	Inconclusive	Negative	Positive	Percent positive	Total
VERIFY LABS			1	100%	1
BARRINGTON TERRACE NAPLES			1	100%	1
SANTA CLARA VALLEY MEDICAL CENTER			1	100%	1
Towne Manor West		1			1
ACCESS HEALTH CARE PHYSICIANS, LLC		1			1
DAUGHTERS OF SARAH NURSING CENTER		1			1
PM PEDIATRICS OF BAYSIDE, PLLC		1			1
PATIENT FIRST - NEWTOWN ROAD			1	100%	1
HEALTH PLUS SUNRISE MEDICAL OFFICE			1	100%	1
LOVELACE WOMEN'S HOSPITAL		1			1
FHPG INTERNAL MEDICINE OF BRANDON			1	100%	1
SANTA MONICA CA-UCLA MC			1	100%	1
FLAGLER MEDICAL ASSOCIATES PA			1	100%	1
CONCIERGE INTERNAL MEDICINE ASSOCIATES			1	100%	1
LAKE VISTA DIALYSIS			1	100%	1
MERITER LABORATORIES			1	100%	1
MEDSTAT WARSAW			1	100%	1
DOCTORS CHOICE HOME CARE INC			1	100%	1
FAMILY INTERNAL MEDICINE OF CLERMONT			1	100%	1
CHILDRENS SPECIALIST PEDIATRIC PULMMOLOGY &			1	100%	1
NEW HANOVER REGIONAL MEDICAL CENTER			1	100%	1
INDIAN RIVER CLINICAL LABORATORY, INC.		1			1
LINK PHARMACY LLC		1			1
BALLAD HEALTH MEDICAL ASSOCIATES URGENT CARE			1	100%	1
UF HEALTH - WILDLIGHT			1	100%	1
GOLDING-GRANADO MEDICAL ASSOCIATES		1			1
Canandaigua VAMC		1			1
PHYSICIANS IMMEDIATE CARE			1	100%	1
Encompass Health Rehab Hosp Salisbury		1			1
LADY LAKE FAMILY MEDICINE			1	100%	1
PAMC MICRO LAB			1	100%	1
ORCHARD PARK HEALTH CARE AND REHABILITATION CENTER		1			1
PASTEUR MEDICAL HIALEAH GARDEN LLC			1	100%	1
SPARTA HEALTH & REHAB		1			1
CARE ATC INC			1	100%	1
EUGENE T FINAN, MD			1	100%	1
White River Health Care Center		1			1
ABBOTT LABORATORIES - OCCUPATIONAL HEALTH SERVICES			1	100%	1
ADVENTHEALTH MEDICAL GROUP INTERNAL MEDICINE AT MILLS			1	100%	1
MEDCOR INC			1	100%	1
IMA MEDICAL CENTER OF SOUTH WEST ORLANDO			1	100%	1
Senatobia Healthcare & Rehab		1			1
PARK AVENUE MEDICAL PROFESSIONALS		1			1
INTEGRIS SEMINOLE EMERGENCY DEPT			1	100%	1
MAGGY PHARMACY INC		1			1
SUMMER PLACE NURSING & REHABILITATION		1			1

# COVID-19: testing by laboratory

Data through May 13, 2021 verified as of May 14, 2021 at 09:25 AM

Data in this report are provisional and subject to change.

The numbers in the table below represent the number of Florida and non-Florida residents for whom test results were received by the Department of Health. A person can be tested by more than one laboratory and can have both positive and negative results. **Therefore, the sum of the numbers in each column will be larger than the total number of people tested.**

Reporting lab	Inconclusive	Negative	Positive	Percent positive	Total
BAPTIST HEALTH EXPRESS CARE			1	100%	1
CENTRAL FLORIDA MEDICAL CARE			1	100%	1
Manor Care Health Care Services - Williamsport North		1			1
ST MARY MEDICAL CENTER			1	100%	1
MCR HEALTH VENICE PEDIATRICS			1	100%	1
PENSACOLA PATHOLOGY		1			1
AUTUMN CARE OF STATESVILLE, LLC		1			1
SOUTHWESTERN VERMONT MEDICAL CENTER			1	100%	1
Encompass Health Littleton		1			1
TREASURE COAST COMMUNITY HEALTH INC			1	100%	1
VASNHS-Northeast PC Clinic		1			1
RED HOOK FAMILY PRACTICE		1			1
CRESTVIEW MED CLIN LAB			1	100%	1
WELLSTREET BUCKHEAD NORTH		1			1
WALGREENS #12322		1			1
ANDERSON REGIONAL MEDICAL CENTER			1	100%	1
Kroger 670 - The Little Clinic Powell		1			1
BRIDGEWATER AT WATERMAN VILLAGE			1	100%	1
Mason Health and Rehab		1			1
COASTAL ER IX, PHYSICIANS PREMIER			1	100%	1
THE LITTLE CLINIC, LLC			1	100%	1
VELOCITY URGENT CARE - LITTLE CREEK			1	100%	1
HABANA HEALTH CARE CENTER			1	100%	1
OMNI HEALTHCARE URGENT CARE			1	100%	1
USCG BASE MIAMI BEACH MEDICAL LAB		1			1
OHIO VALLEY MANOR NURSING &		1			1
MT CARMEL NURSING HOME		1			1
Aspire Physical Recovery Center at Cahaba River		1			1
TOMAH VAMC			1	100%	1
Monument Health Strugis Care Center		1			1
DERMDX, DIV OF AURORA DIAGNOSTICS/BERNHARDT LAB		1			1
CAN COMMUNITY HEALTH LLC		1			1
Robinson Terrace Rehabilitation and Nursing Center		1			1
UNITED MEMORIAL		1			1
FLORIDA ADVANCED MEDICAL AND DERM AESTHETICS LLC			1	100%	1
Spring Gate Rehab and Healthcare Center		1			1
FRIO REGIONAL PRIMARY CARE AND URGENT CARE CLINIC			1	100%	1
BOCA GENERAL AND FAMILY MEDICINE		1			1
ALLIED PEDIATRICS & FAMILY MEDICINE			1	100%	1
PCG MOLECULAR			1	100%	1
Troy Center for Rehabilitation & Nursing		1			1
Oklahoma Methodist Manor			1	100%	1
SUNSHINE PEDIATRICS OF LUTz			1	100%	1
CHI ST ALEXIUS TRANSITIONAL CARE UNIT		1			1
DE TAR HOSPITAL			1	100%	1
HACKENSACK UNIVERSITY MEDICAL CENTER		1			1

# COVID-19: testing by laboratory

Data through May 13, 2021 verified as of May 14, 2021 at 09:25 AM

Data in this report are provisional and subject to change.

The numbers in the table below represent the number of Florida and non-Florida residents for whom test results were received by the Department of Health. A person can be tested by more than one laboratory and can have both positive and negative results. **Therefore, the sum of the numbers in each column will be larger than the total number of people tested.**

Reporting lab	Inconclusive	Negative	Positive	Percent positive	Total
CONVENIENT MEDICAL AND HEALTH SERVICES			1	100%	1
LYSTER MAIN LAB, FT RUCKER		1			1
RED BUG LAKE ROAD OVIEDO COVID			1	100%	1
Chatsworth Health Care		1			1
HONU	1				1
PENSACOLA PRIMARY CARE INC		1			1
GENVIEW DIAGNOSIS INC			1	100%	1
Hawthorne House		1			1
WEST CARVER MEDICAL ASSOCIATES		1			1
Imperial Healthcare Centre			1	100%	1
CLERMONT HEALTH DEPARTMENT			1	100%	1
BETHESDA DIALYSIS			1	100%	1
BELLMORE PEDIATRICS		1			1
TRAFALGAR DIALYSIS			1	100%	1
NORTH FLORIDA FAMILY MEDICINE			1	100%	1
HARBOR HOSPITAL			1	100%	1
Greencroft Goshen		1			1
MEDICAL COLLEGE OF GEORGIA MEDICAL CENTER			1	100%	1
MORNINGSIDE NURSING AND REHABILITATION		1			1
ABSOLUTE HEALTHCARE			1	100%	1
St. Mary's Care Center		1			1
FRONT PORCH PEDIATRICS PLLC			1	100%	1
St. Anne Home		1			1
GATEWAY LABORATORIES		1			1
ASSOCIATES MD MEDICAL GROUP INC			1	100%	1
Dupage Care Center			1	100%	1
ADVANCED BIOMEDICAL INC			1	100%	1
FLORIDA HEALTH CARE MEDICAL GROUP		1			1
HORIZON MEDICAL CENTER			1	100%	1
JP MORGAN CHASE HEALTH SERVICES			1	100%	1
Sherwood Oaks Health Center			1	100%	1
HOLLAND COMMUNITY HOSPITAL		1			1
VA NCHCS - Mather Division		1			1
RENOWN REGIONAL MEDICAL CENTER			1	100%	1
MONMOUTH MEDICALC ENTER		1			1
SANITAS RESEARCH LLC			1	100%	1
AVERA HEART HOSPITAL OF SD			1	100%	1
FLAGLER CARE CENTER			1	100%	1
WINTER PARK MEMORIAL HOSPITAL LABORATORY		1			1
JOHNSON & JOHNSON VISION CARE-VISTAKON			1	100%	1
Towne Manor East		1			1
Bridgeway Care and Rehabilitation Center		1			1
SUMMIT HEALTHCARE REGIONAL MEDICAL		1			1
LEXINGTON HOSPITAL CORPORATION			1	100%	1
CAREAGE PLASTIC SURGERY			1	100%	1
SHAH			1	100%	1

# COVID-19: testing by laboratory

Data through May 13, 2021 verified as of May 14, 2021 at 09:25 AM

Data in this report are provisional and subject to change.

The numbers in the table below represent the number of Florida and non-Florida residents for whom test results were received by the Department of Health. A person can be tested by more than one laboratory and can have both positive and negative results. **Therefore, the sum of the numbers in each column will be larger than the total number of people tested.**

Reporting lab	Inconclusive	Negative	Positive	Percent positive	Total
ORLANDO PHYSICIAN NETWORK		1			1
CONWAY - SHERWOOD URGENT CARE			1	100%	1
NORTHSIDE HOSPITAL GWINNETT		1			1
CLEVELAND CLINIC OHIO LABORATORIES			1	100%	1
LABTECH DIAGNOSTICS			1	100%	1
SIERRA HEALTH CARE CENTER		1			1
BRONSON METHODIST HOSPITAL			1	100%	1
BMC MAYPORT			1	100%	1
FAYETTE MEDICAL CENTER LAB		1			1
NEW HORIZON PRIMARY CARE LLC			1	100%	1
Brakeley Park Center		1			1
BETTER U BETTER LIFE WELLNESS LLC			1	100%	1
TRUCARE LIVING CENTERS - SELMA			1	100%	1
VA North May Outpatient Clinic		1			1
WAYNE COUNTY PUBLIC HEALTH		1			1
ST JOHN'S MEDICAL CENTER, TETON VILLAGE			1	100%	1
BRIDGES AT LIFE CARE CENTER OF OCALA, THE			1	100%	1
RELIANCE HOME HEALTH CARE INC		1			1
Bethel Lutheran Nursing & Rehabilitation Center		1			1
CENTRAL CAROLINA HOSPITAL			1	100%	1
NEXTCARE NOGALES			1	100%	1
Kroger 397 - The Little Clinic Frankfort East		1			1
Memorial Health Care Center			1	100%	1
NEXTCARE POWER			1	100%	1
REFERENCE LABORATORY			1	100%	1
CONCENTRA - OCALA		1			1
WESTCOAST FAMILY PRACTICE		1			1
PULMONARY, CRITICAL CARE AND SLEEP DISORDERS INSTITUTE OF SOUTH FLORID			1	100%	1
Salem Hills Rehabilitation and Nursing Center		1			1
2504-HOMEWOOD		1			1
LIMA MEMORIAL HOSPITAL			1	100%	1
OCALA REGIONAL DIALYSIS- NORTH			1	100%	1
CURELOGICS WOUND CARE & HYPERBARIC CENTER		1			1
QUALITY CLINICAL LAB LLC			1	100%	1
NORWALK HOSPITAL			1	100%	1
CHEROKEE PARK REHABILITATION		1			1
Kroger 698 - The Little Clinic 14th Street/Bell		1			1
CAREWELL URGENT CARE FITCHBURG			1	100%	1
WYOMING OPCO, LLC DBA MEDILODGE OF WYO		1			1
DYNACARE NORTHWEST INC			1	100%	1
Chestnut Ridge Nursing & Rehab		1			1
SANTA BARABARA ALF LLC (THE WINDSOR)			1	100%	1
FLORIDA HOSPITAL LAB			1	100%	1
WELLSTAR STUDENT SERVICES-MARIETTA CLI		1			1
ADVENTHEALTH WOUND CARE CENTER			1	100%	1
Court House Center		1			1

# COVID-19: testing by laboratory

Data through May 13, 2021 verified as of May 14, 2021 at 09:25 AM

Data in this report are provisional and subject to change.

The numbers in the table below represent the number of Florida and non-Florida residents for whom test results were received by the Department of Health. A person can be tested by more than one laboratory and can have both positive and negative results. **Therefore, the sum of the numbers in each column will be larger than the total number of people tested.**

Reporting lab	Inconclusive	Negative	Positive	Percent positive	Total
Alden Lincoln Park			1	100%	1
ASHLEY PEDIATRICS DAY AND NIGHT CLINIC			1	100%	1
ALIMETRIX INC		1			1
WINNIFRED ASSISTED LIVING FACILITY INC		1			1
CVS OH6153POCT COLUMBUS		1			1
MED-LAKE LABORATORY			1	100%	1
DOCS OUTSIDE THE BOX INC			1	100%	1
MOUNT SINAI MEDICAL CENTER AVENTURA ER			1	100%	1
HEALTH CONSERVATION, INC		1			1
LIFE SAVERS EMERGENCY ROOM II, LLC		1			1
QC LABORATORY			1	100%	1
LEGACY AT HIGHWOODS PRESERVE		1			1
AAA MEDICAL TESTING			1	100%	1
SYNERGENE LABORATORY			1	100%	1
Indian Oaks Living Center		1			1
CHILDREN'S NATIONAL MEDICAL CENTER			1	100%	1
ODESSA MEMORIAL HOSPITAL			1	100%	1
SYNERGY DIALYSIS INC			1	100%	1
Kroger 838 - The Little Clinic Fairborn		1			1
KINGWOOD EMERGENCY HOSPITAL			1	100%	1
ALAFAYA WOODS FAMILY MEDICAL CENTER		1			1
Cloverdale Rehabilitation and Nursing Center		1			1
CareATC - Columbia College #58		1			1
PEDIATRIC ASSOCIATES - DORAL			1	100%	1
CVS CA5958POCT EASTVALE		1			1
Signature Healthcare of Georgetown		1			1
PARK AVENUE PEDIATRICS PC		1			1
PRIMARY CARE SERVICES AT WESTMINSTER V		1			1
CAMAI COMMUNITY HEALTH CENTER, INC			1	100%	1
CRUSADER COMMUNITY HEALTH			1	100%	1
FLORIDA ORTHOPAEDIC INSTITUTE SURGERY		1			1
BHS PHYSICIAN NETWORK			1	100%	1
CDR MAGUIRE - STUART MISSION			1	100%	1
LRHS Pablo Urgent Care		1			1
NEW ERA COMMUNITY HEALTH CENTER LLC		1			1
BL DIAGNOSTICS LLC			1	100%	1
SCRIPPS MERCY HOSPITAL			1	100%	1
MEDCOR, INC			1	100%	1
MEDONE URGENT CARE			1	100%	1
FAIRLAWN OPCO LLC DBA ARBORS AT FAIRLAWN		1			1
VIVEX/UMTB BIOMEDICAL			1	100%	1
SAINT BARNABAS MEDICAL CENTER		1			1
MEMORIAL PHYSICIANS LABORATORY			1	100%	1
HEALTHCARE ASSOCIATES OF IRVING, LLP			1	100%	1
APOLLO ADVANCED HOME HEALTH CORP			1	100%	1
ARGENTINE CARE CENTER		1			1



# COVID-19: testing by laboratory

Data through May 13, 2021 verified as of May 14, 2021 at 09:25 AM

Data in this report are provisional and subject to change.

The numbers in the table below represent the number of Florida and non-Florida residents for whom test results were received by the Department of Health. A person can be tested by more than one laboratory and can have both positive and negative results. **Therefore, the sum of the numbers in each column will be larger than the total number of people tested.**

Reporting lab	Inconclusive	Negative	Positive	Percent positive	Total
NEW MILFORD HOSPITAL			1	100%	1
PALM AVENUE BAPTIST TOWER INC		1			1
SOUTH TEXAS HEALTH SYSTEM ER - WARE ROAD			1	100%	1
SAINT PETE MRI			1	100%	1
MAIN STREET PHARMACY OF MARCELLUS, INC		1			1
SALEM HOSPITAL REGIONAL LABORATORY		1			1
GEORGE WASHINGTON UNIVERSITY HOSPITAL			1	100%	1
AUSTIN URGENT CARE			1	100%	1
CHILDREN'S MEMORIAL HOSPITAL			1	100%	1
IVY CREEK HEALTHCARE & WELLNESS CENTRE			1	100%	1
HOSPITAL SISTERS HEALTH SYSTEM (HSBS)			1	100%	1
PARKVIEW REGIONAL MEDICAL CENTER			1	100%	1
SSC NASHVILLE OPERATING CO LLC D/B/A		1			1
QUEST INC			1	100%	1
Kroger 682 - The Little Clinic New Holland Market			1	100%	1
OPTUM MEDICAL CLINIC IN ROCKRIMMON			1	100%	1
HEBER VALLEY MEDICAL CENTER			1	100%	1
FORT LOUDOUN PRIMARY CARE		1			1
SPRINGBROOK HOSPITAL			1	100%	1
UW MEDICINE MS CENTER			1	100%	1
Kroger 894 - The Little Clinic NEC		1			1
BAPTIST EMERGENCY HOSPITAL - KELLY			1	100%	1
STUDENT HEALTH CENTER			1	100%	1
GATEWAY FAMILY HEALTH CLINIC			1	100%	1
DELTA INTERNAL MEDICINE CENTER			1	100%	1
TENNOVA ER - SANGO			1	100%	1
COVE AT THE MARBELLA,THE			1	100%	1
NEMOURS CHILDREN HOSPITAL			1	100%	1
Parkview Care Center			1	100%	1
Pelican Health Norfolk			1	100%	1
METRO HEALTH HOSPITAL LABORATORY		1			1
WALGREENS #10308		1			1
BAPTIST MEDICAL PLAZA AT WESTCHESTER			1	100%	1
TEMPLE TERRACE DIALYSIS			1	100%	1
BRADENTON CONVENTION CENTER□			1	100%	1
SEABROOK EMS			1	100%	1
PALM BEACH DIABETES AND ENDOCRINE SPECIALISTS, PA			1	100%	1
BAYOU URGENT CARE			1	100%	1
THE LITTLE CLINIC LLC			1	100%	1
CHAMBREL AT PINECASTLE			1	100%	1
PEDIATRIC ASSOC OF JACKSONVILLE PA			1	100%	1
BANNER UNIVERSITY MEDICAL CENTER			1	100%	1
ELKTON TRANSITIONAL CARE CENTER		1			1
SACRED HEART MEDICAL CENTER			1	100%	1
PATIENT FIRST - SICKLERVILLE		1			1
PALOMAR MEDICAL CENTER			1	100%	1

# COVID-19: testing by laboratory

Data through May 13, 2021 verified as of May 14, 2021 at 09:25 AM

Data in this report are provisional and subject to change.

The numbers in the table below represent the number of Florida and non-Florida residents for whom test results were received by the Department of Health. A person can be tested by more than one laboratory and can have both positive and negative results. **Therefore, the sum of the numbers in each column will be larger than the total number of people tested.**

Reporting lab	Inconclusive	Negative	Positive	Percent positive	Total
WALK IN FAMILY MEDICINE CENTER			1	100%	1
DONALSONVILLE HOSPITAL			1	100%	1
MOUNT SINAI CORAL GABLES			1	100%	1
Ranger Care Center			1	100%	1
ST PETERSBURG GENERAL HOSPITAL LABORATORY			1	100%	1
CARESPOT - OVIEDO			1	100%	1
ADAPTIVE BIOTECHNOLOGIES			1	100%	1
DAVITA DIALYSIS-NORTH			1	100%	1
OPCO LLC LEGACY NURSING AND REHABILITA		1			1
URGENT CARE CENTER OF PORT ORANGE LLC			1	100%	1
TARRYTOWN PHARMACY			1	100%	1
DR PHILLIPS CENTER FOR WELLNESS		1			1
CAPE CORAL HOSPITAL NURSING			1	100%	1
NORTHEAST REGIONAL MEDICAL CENTER			1	100%	1
CVS KS8601POCT OVERLAND PARK			1	100%	1
ARLINGTON ADULT RESIDENTIAL FACILITY, INC			1	100%	1
FLORIDA CLINICAL RESEARCH CENTER, LLC			1	100%	1
Iosco County Medical Care Facility		1			1
Alaska Domiciliary Care for Homeless Veterans		1			1
MEMORIAL HERMANN SOUTHWEST HOSPITAL			1	100%	1
ST. PETERSBURG PEDIATRICS-SEMINOLE			1	100%	1
HIDALGO FAMILY CLINIC			1	100%	1
PEDIATRICS AND FAMILY CARE, LLC			1	100%	1
TRAVERSE CITY OPCO, LLC		1			1
HEALTH FIRST MEDICAL GROUP LLC			1	100%	1
EMORY DECATUR HOSPITAL - EMORY MEDICAL		1			1
Kroger 524 - The Little Clinic Iron Bridge Road		1			1
DILELLA			1	100%	1
PHYSICIANS URGENT CARE PLLC		1			1
VA ST LOUIS HEALTH CARE SYSTEM			1	100%	1
FAMILY MEDICINE AT KISSIMMEE		1			1
FLORIDA MEDICAL CLINIC PA GI			1	100%	1
SKYRIDGE CLINICAL ASSOCIATES		1			1
SIPERSTEIN DERMATOLOGY LLC			1	100%	1
ROSE HAVEN NURSING CENTER		1			1
Livingston County Center for Nursing and Rehabilitation		1			1
ST JUDE CARE CENTER		1			1
SUNCOAST RESEARCH GROUP LLC			1	100%	1
WESLEY CHAPEL INTERNAL MEDICINE AND PEDIATRICS PA			1	100%	1
Lemont Nursing and Rehab Center			1	100%	1
ANY LAB TEST NOW JACKSONVILLE		1			1
SMITH KLINE			1	100%	1
ALPHA 1 ANTITRYPSIN RESEARCH PROGRAM			1	100%	1
Kroger 500 - The Little Clinic Speedway		1			1
Kroger 379 - The Little Clinic Stony Brook		1			1
SUMMIT LABORATORY			1	100%	1

# COVID-19: testing by laboratory

Data through May 13, 2021 verified as of May 14, 2021 at 09:25 AM

Data in this report are provisional and subject to change.

The numbers in the table below represent the number of Florida and non-Florida residents for whom test results were received by the Department of Health. A person can be tested by more than one laboratory and can have both positive and negative results. **Therefore, the sum of the numbers in each column will be larger than the total number of people tested.**

Reporting lab	Inconclusive	Negative	Positive	Percent positive	Total
Central Park Healthcare & Rehabilitation Center		1			1
CELEBRATION HOSPITAL			1	100%	1
CLEVELAND CLINIC FLORIDA LAB			1	100%	1
MOREHOUSE COLLEGE STUDENT HEALTH CENTE		1			1
SONNI'S PEDIATRICS			1	100%	1
HARMONY HEALTHCARE ORLANDO INC		1			1
Brookdale Richmond Place		1			1
Eger Health Care and Rehabilitation Center		1			1
COURTLAND TERRACE		1			1
ENCOMPASS HEALTH REHAB HOSP TOMS RIVER		1			1
BMC/NASSAU			1	100%	1
CVS IL7142POCT LOCKPORT		1			1
TAYLOR COUNTY HEALTH DEPARTMENT			1	100%	1
Alexandria Place		1			1
DOCTORS HEARING			1	100%	1
RIVIERA BEACH HEALTH CENTER LAB			1	100%	1
WMC HEALTH GROUP INC			1	100%	1
NHC Chattanooga			1	100%	1
RAPID CITY REGIONAL HOSPITAL -579 ATTN. LABORATORY		1			1
PHYSICIANS ASSOCIATES			1	100%	1
A.G. Rhodes		1			1
WELLCARE URGENT CARE			1	100%	1
PLEASANT RIDGE MANOR WEST		1			1
CAH ACQUISITION COMPANY 11 LLC			1	100%	1
KIDSVILLE PEDIATRICS III PA			1	100%	1
INHEALTH LIFE SCIENCES LLC			1	100%	1
WALGREENS #06025		1			1
Cibolo Creek Rehabilitation Health Living Center		1			1
MY URGENT CARE CLINIC			1	100%	1
Walgreens #12153		1			1
THE EMORY CLINIC			1	100%	1
FLORIDA DEPARTMENT OF HEALTH PALM BEACH COUNTY			1	100%	1
WALKIN MEDICAL URGENT CARE,NEW CITY			1	100%	1
RYE BEACH PHARMACY INC		1			1
Kroger 705 - The Little Clinic Richmond		1			1
BEST CARE COMMUNITY AND FAMILY HEALTH CENTER INC			1	100%	1
DIGNITY HEALTH GOHEALTH		1			1
MID-FLORIDA CANCER CENTERS		1			1
PHYSICIANS PREMIER ER- BASTROP			1	100%	1
VIRGINIA UROLOGY		1			1
SHP WESTCHESTER LLC		1			1
CONCENTRA - TAMPA EAST		1			1
STEPHENS COUNTY HOSPITAL			1	100%	1
EUROFINS CENTRAL LABORATORY, LLC		1			1
TANNER CLINIC			1	100%	1
JACK M MATHENY II MD			1	100%	1

# COVID-19: testing by laboratory

Data through May 13, 2021 verified as of May 14, 2021 at 09:25 AM

Data in this report are provisional and subject to change.

The numbers in the table below represent the number of Florida and non-Florida residents for whom test results were received by the Department of Health. A person can be tested by more than one laboratory and can have both positive and negative results. **Therefore, the sum of the numbers in each column will be larger than the total number of people tested.**

Reporting lab	Inconclusive	Negative	Positive	Percent positive	Total
CROZER-CHESTER MEDICAL CENTER			1	100%	1
Alden North Shore			1	100%	1
ALLEGANY COUNTY DEPARTMENT OF HEALTH		1			1
MOUNTAINVIEW URGENT CARE VALLEY		1			1
BLESSINGS MEDICAL CLINIC, THE			1	100%	1
The Center at Centennial			1	100%	1
AURORA CONSOLIDATED LABORATORY			1	100%	1
Hillside Manor Rehabilitation and Extended Care Center		1			1
AVANTARA REDFIELD		1			1
WALGREENS #09456		1			1
SUNCOAST FAMILY MEDICAL ASSOCIATES			1	100%	1
MGH DEPARTMENT OF PATHOLOGY			1	100%	1
NONA MEDICAL ARTS		1			1
NORTHWEST TEXAS HEALTHCARE SYSTEM,INC			1	100%	1
PALACE CARE AND REHAB		1			1
GRANITE FALLS LTC, LLC		1			1
TOMAH HEALTH			1	100%	1
Ash Flat Healthcare and Rehabilitation Center			1	100%	1
LabCorp L#09258295 M#09258285			1	100%	1
JUPITER MEDICAL CENTER INC			1	100%	1
PACIFICA CARE PLLC			1	100%	1
PALM BREEZE DIALYSIS			1	100%	1
PHYSICIANS IMMEDIATE CARE CHICAGO			1	100%	1
PEACHEALTH LABORATORIES		1			1
LIBERTY URGENT CARE			1	100%	1
TFH HOME HEALTH INC			1	100%	1
BAYFRONT HEAL WOUND CARE AND HYPERBARIC CENTER			1	100%	1
CONTINENTAL HOME HEALTH CARE INC			1	100%	1
CITRONELLE HEALTH AND REHABILITATION CENTER		1			1
SUMMIT DETOX INC			1	100%	1
Erie VAMC		1			1
AMERICAN DRUG TESTING LAB LLC			1	100%	1
MADISON REHABILITATION HOSPITAL		1			1
FALKVILLE HEALTHCARE		1			1
ADVENTHEALTH PHYSICIAN GROUP – APPLEWOOD			1	100%	1
DISCOVERY AT HOME, LLC			1	100%	1
ALLIANCE LABORATORY SERVICES			1	100%	1
Kroger 353 - The Little Clinic Harpers Point		1			1
Rio Grande City Nursing and Rehab Center			1	100%	1
ATRIA TAMARAC			1	100%	1
ST MARY'S OF SAGINAW		1			1
MISSISSIPPI VALLEY REGIONAL BLOOD CENTER			1	100%	1
TANGLEWOOD MANOR		1			1
CENTRAL TX MEDICAL CENTER - LAB			1	100%	1
Chateau Living Center			1	100%	1
CFCH - FROSTPROOF			1	100%	1

# COVID-19: testing by laboratory

Data through May 13, 2021 verified as of May 14, 2021 at 09:25 AM

Data in this report are provisional and subject to change.

The numbers in the table below represent the number of Florida and non-Florida residents for whom test results were received by the Department of Health. A person can be tested by more than one laboratory and can have both positive and negative results. **Therefore, the sum of the numbers in each column will be larger than the total number of people tested.**

Reporting lab	Inconclusive	Negative	Positive	Percent positive	Total
MACKINAC STRAITS LONG TERM CARE UNIT		1			1
Casa Real Center		1			1
MEMORIAL HEALTH UNIVERSITY MEDICAL		1			1
Brynwood Health & Rehabilitation Center			1	100%	1
CYPRESS CREEK OUTPATIENT SURGICAL CTR, LLC			1	100%	1
THE TOLEDO HOSPITAL			1	100%	1
WEST BOYNTON DIALYSIS			1	100%	1
SPECTRUM LABORATORY			1	100%	1
Lakeview Care Center			1	100%	1
BEVERLY ADVANCED PRACTICE NURSING		1			1
WALKING URGENT CARE INC			1	100%	1
Community Care Center of Heritage House, LLC			1	100%	1
PREMIUM HOME HEALTH CARE INC			1	100%	1
ABRAZO WEST CAMPUS			1	100%	1
MERCY – NORTH IOWA			1	100%	1
HCL LABORATORIES			1	100%	1
CHESAPEAKE REGIONAL MEDICAL CENTER			1	100%	1
Encompass Health Rehab Hosp Alexandria		1			1
WELLINGTON PHYSICIANS URGENT CARE AT PALOMINO			1	100%	1
Rehab Select of Talladega		1			1
EMERGENCE MEDICINE			1	100%	1
APPLECARE BRUNSWICK			1	100%	1
TEXAS HEALTH ARLINGTON MEMORIAL HOSPITAL			1	100%	1
COUPEVILLE SCHOOL DISTRICT #204		1			1
LAS PALOMAS SENIOR LIVING		1			1
Diversicare of Smyrna		1			1
Kroger 006 - The Little Clinic Uintah Gardens		1			1
URGENT CARE NORTHWEST		1			1
PEDIATRIC PARTNERS			1	100%	1
GIBSON AREA PRIMARY CARE			1	100%	1
HENRY FORD HOSPITAL			1	100%	1
Lantern Park Specialty Care		1			1
BAYMEADOWS PEDIATRIC CARE		1			1
BORINQUEN HEALTH CENTER			1	100%	1
OAKWOOD HOSPITAL - SOUTHSHORE			1	100%	1
ST JOHNS PEDIATRICS PA		1			1
Walgreens #12695			1	100%	1
SMITH			1	100%	1
WINCHESTER URGENT CARE, PC		1			1
CARENOW-MONTGOMERY			1	100%	1
MEDICAL ASSOCIATES OF THE SHOALS		1			1
PALMETTO PRIMARY CARE PHYSICIANS			1	100%	1
WESLEY MEDICAL CENTER			1	100%	1
STITCHES ACUTE CARE CENTER OF CHEYENNE			1	100%	1
ADVANCED CARDIOVASCULAR DIAGNOSTICS PL		1			1
HEART 2 HEART FAMILY PRACTICE			1	100%	1

# COVID-19: testing by laboratory

Data through May 13, 2021 verified as of May 14, 2021 at 09:25 AM

Data in this report are provisional and subject to change.

The numbers in the table below represent the number of Florida and non-Florida residents for whom test results were received by the Department of Health. A person can be tested by more than one laboratory and can have both positive and negative results. **Therefore, the sum of the numbers in each column will be larger than the total number of people tested.**

Reporting lab	Inconclusive	Negative	Positive	Percent positive	Total
RAYMOND F CARON MD			1	100%	1
FAMILY MEDICAL CLINIC KENDALL LLC			1	100%	1
Walgreens #11724		1			1
WOOD COUNTY HEALTH DEPARTMENT			1	100%	1
DISCOVERY GENOMICS		1			1
Higland Pointe Health and Rehabilitation center		1			1
PUBLIX PHARMACY #1114			1	100%	1
CONCIERGE IV NUTRITION			1	100%	1
ROSEN MEDICAL CENTER AT ROSEN COLLEGE CAMPUS			1	100%	1
NEW VISION MEDICAL LABORATORIES			1	100%	1
OMC PRIMARY CARE - HOSPITAL CAMPUS			1	100%	1
OMAHA VA MEDICAL CENTER			1	100%	1
PEDRO MENENDEZ HEALTH CENTER AT ST JOHNS			1	100%	1
BLUFFTON HEALTH CENTER			1	100%	1
PERRY COUNTY NURSING HOME		1			1
ACUTE AND COMMUNICABLE DISEASE PREVENTION			1	100%	1
TEXAS HEALTH ARLINGTON MEMORIAL		1			1
TRIHEALTH			1	100%	1
Valley View Health and Rehabilitation, LLC		1			1
PREMIER HEALTH CARE INC			1	100%	1
MT SINA1 HOSPICE			1	100%	1
Greenfield Health & Rehab Center		1			1
UNIVERSITY OF SOUTH FLORIDA			1	100%	1
MCG HOSPITALS AND CLINICS			1	100%	1
EVEXIA DIAGNOSTICS			1	100%	1
MEDTOWN PHARMACY			1	100%	1
BROCK HUGHES MEDICAL CENTER			1	100%	1
Heartland Health Care Center Jacksonville			1	100%	1
PREMISEHEALTH		1			1
Ideal Senior Living Center		1			1
Abernethy Laurels		1			1
OCCUPATIONAL HEALTH CENTER		1			1
Kroger 518 - The Little Clinic Hermitage		1			1
PRIMEX CLINICAL LABORATORIES INC			1	100%	1
ManorCare Health Services/ York South		1			1
UC TAMiami			1	100%	1
BAPTIST HOSPITAL FAMILY MEDICINE &			1	100%	1
UFHEALTH			1	100%	1
Samaritan Keep Home		1			1
LAKE MARY OPTUM FLORIDA			1	100%	1
CAREMOUNT MEDICAL PC-CARMEL		1			1
WALGREENS # 11165		1			1
FOCUSED CARE AT ALLENBROOK		1			1
TRUECARE24			1	100%	1
HEALTH PARTNERS LLC		1			1
CVS M08564POCT INDEPENDENCE		1			1

# COVID-19: testing by laboratory

Data through May 13, 2021 verified as of May 14, 2021 at 09:25 AM

Data in this report are provisional and subject to change.

The numbers in the table below represent the number of Florida and non-Florida residents for whom test results were received by the Department of Health. A person can be tested by more than one laboratory and can have both positive and negative results. **Therefore, the sum of the numbers in each column will be larger than the total number of people tested.**

Reporting lab	Inconclusive	Negative	Positive	Percent positive	Total
ASCARATE DIALYSIS			1	100%	1
C V S / PHARMACY #4396		1			1
SALTZER URGENT CARE			1	100%	1
WESTMORELAND REGIONAL HOSPITAL			1	100%	1
CAPSTONE REHABILITATION AND HEALTHCARE		1			1
Kroger 97 - The Little Clinic Hutchinson		1			1
COMMUNITY URGENT CARE PC			1	100%	1
SOLDIERS' HOME OF HOLYOKE		1			1
ARTIS SENIOR LIVING OF DAVIE, LLC		1			1
BIOMAT ORLANDO		1			1
HEALTH DIV OAK RIDGE NATL LABORATORY		1			1
Kroger 670 - The Little Clinic Dawson Forest Rd & Hwy 19		1			1
HEARTLAND OF MARIETTA OH LLC DBA		1			1
CVS / PHARMACY #10794			1	100%	1
Oregon Veterans Home The Dalles		1			1
ODESSA CLINIC			1	100%	1
Willowbrooke Court at Normandy Farms Estates		1			1
PHYSICIANS PREMIER ER- CENTRAL AUSTIN			1	100%	1
RICHMOND MEDICAL CENTER FOR WOMEN		1			1
Ladera Center		1			1
WELL KEY URGENT CARE MARYVILLE		1			1
UCH LAB			1	100%	1
THE MEDICAL CENTER AT BOWLING GREEN			1	100%	1
CAREWELL 203			1	100%	1
OXY-GENLAB			1	100%	1
Christian Park Village		1			1
INTERMOUNTAIN HEALTHCARE LABORATORY SERVICES			1	100%	1
MARTINSVILLE HEALTH AND REHAB			1	100%	1
NATIONAL INSTITUTES OF HEALTH CLINICAL CENTER			1	100%	1
CVS NE8626POCT LINCOLN		1			1
GENESIS CARE USA OF FLORIDA, LLC			1	100%	1
Kingsway Arms Nursing Center		1			1
OAK HAVEN REHAB AND NURSING CENTER			1	100%	1
MAYO CLINIC OUTPATIENT DIALYSIS CENTER			1	100%	1
MCLEOD MEMORIAL HOSPITAL CLARENDON			1	100%	1
North Campus Annex			1	100%	1
CORONA CONCIERGE, LLC		1			1
FAMILY AND INTERNAL MEDICINE ASSOCIATES		1			1
CHI ST VINCENT LITTLE ROCK DIAGNOSTIC CLINIC			1	100%	1
SACRED HEART HOSPITAL			1	100%	1
Kroger 481 - The Little Clinic Houston Levee		1			1
SOUTHWOOD HEALTHCARE CENTER		1			1
Isle Health and Rehabilitation Center			1	100%	1
FRESENIUS KIDNEY CARE - BOCA RATON			1	100%	1
CAMBRIDGE HEALTH ALLIANCE			1	100%	1
BLOOD SYSTEMS LABORATORIES			1	100%	1

# COVID-19: testing by laboratory

Data through May 13, 2021 verified as of May 14, 2021 at 09:25 AM

Data in this report are provisional and subject to change.

The numbers in the table below represent the number of Florida and non-Florida residents for whom test results were received by the Department of Health. A person can be tested by more than one laboratory and can have both positive and negative results. **Therefore, the sum of the numbers in each column will be larger than the total number of people tested.**

Reporting lab	Inconclusive	Negative	Positive	Percent positive	Total
HCR-ManorCare			1	100%	1
PEACE HEALTH FAMILY MEDICINE AT 87TH AVE		1			1
SOUTHWOOD NURSING & RETIREMENT CENTER		1			1
PARK LANE NURSING HOME		1			1
THE CHRIST HOSPITAL			1	100%	1
BOND COUNTY HEALTH DEPARTMENT			1	100%	1
Michigan Masonic Home		1			1
KIDS CARE PEDIATRICS			1	100%	1
DR AZIZ CLINIC			1	100%	1
Courtenay Springs Village			1	100%	1
CHATEAU TERREBONNE HEALTH CARE		1			1
Terrace Glen Village		1			1
LEELANAU OPCO, LLC		1			1
NHC Sequatchie		1			1
PARRISH MEDICAL GROUP			1	100%	1
BALLAD HEALTH MEDICAL ASSOCIATES URGENT CARE - JOHNSON CITY			1	100%	1
Luling Living Center		1			1
CYPRESS VILLAGE REHAB CENTER		1			1
GIFFORD MEMORIAL HOSPITAL		1			1
SUN DISCOUNT PHARMACY			1	100%	1
GARDEN VIEW CARE CENTER		1			1
EXPRESS WALK IN MEDICAL CENTER			1	100%	1
BOCA CIEGA CENTER			1	100%	1
Wildwood Healthcare		1			1
ELMCROFT OF TIMBERLIN PARC			1	100%	1
REDSTONE REHABILITATION & NURSING CENT		1			1
NEXTCARE NIFONG			1	100%	1
SYCAMORE MEDICAL CENTER-KETTERING HEALTH NETWORK			1	100%	1
KINGWOOD EMERGENCY CENTER			1	100%	1
AFFILIATED LABORATORIES INC			1	100%	1
VA Central Western Massachusetts HCS		1			1
ALDEN PHARMACY		1			1
ORANGE PEDIATRICS PA			1	100%	1
THE GROVE HEALTH AND REHAB			1	100%	1
Mountain View Manor			1	100%	1
Shoreline Care Center			1	100%	1
COUNTY OF HAMILTON			1	100%	1
NYU LANGONE AMBULATORY CARE LAKE SUCCE		1			1
BEAUMONT URGENT CARE		1			1
SACRED HEART HEALTH SYSTEM- MIDWIFE PROGRAM			1	100%	1
MEMORIAL URGENT CARE CENTER -			1	100%	1
SHADY GROVE ADVENTIST HOSPITAL			1	100%	1
SOUTHEAST MISSOURI HOSPITAL		1			1
Holly Hill Healthcare Center			1	100%	1
GARDENS AT MAPLEWOOD			1	100%	1
SOUTHWEST FLORIDA DIVISION LAB			1	100%	1



# COVID-19: testing by laboratory

Data through May 13, 2021 verified as of May 14, 2021 at 09:25 AM

Data in this report are provisional and subject to change.

The numbers in the table below represent the number of Florida and non-Florida residents for whom test results were received by the Department of Health. A person can be tested by more than one laboratory and can have both positive and negative results. **Therefore, the sum of the numbers in each column will be larger than the total number of people tested.**

Reporting lab	Inconclusive	Negative	Positive	Percent positive	Total
PALM SPRINGS GENERAL HOSPITAL			1	100%	1
WALGREENS PHOENIX		1			1
PUTNAM CO HOSPITAL-D/B/A ASBURY TOWERS		1			1
Walgreens #5914		1			1
HARDEE COUNTY FIRE RESCUE		1			1
El Paso Health Care Center			1	100%	1
LIFE CARE CENTER OF GWINNETT		1			1
SHANNON CLARK OD, PA			1	100%	1
ISLANDS ASSISTED LIVING FACILITY,THE			1	100%	1
ARKANSAS PUBLIC HEALTH LABORATORY		1			1
Aristacare at Cedar Oaks		1			1
OPTI MED PHARMACY		1			1
ST LUKES HOSPITAL LAB			1	100%	1
UNIVERSITY OF WASHINGTON DEPT OF LAB MEDICINE			1	100%	1
MERCYONE DES MOINES MEDICAL CENTER			1	100%	1
WELLOW URGENT CARE-OSWEGO			1	100%	1
ULTIMATE ANALYSIS LABORATORY			1	100%	1
CARRINGTON, LLC D/B/A THE CARRINGTON		1			1
UNIVERSITY OF FLORIDA			1	100%	1
FAIRHAVEN		1			1
Wrightsville Manor Health and Rehab		1			1
VISTA DEL SOL MED ASSOC		1			1
Bivins Pointe			1	100%	1
OPTIMAL MEDICINE INC		1			1
FAWCETT MEMORIAL HOSPITAL NURSING			1	100%	1
ANDREWS INSTITUTE AMBULATORY SURGERY CENTER		1			1
NEPHRON PHARMACEUTICALS CORPORATION			1	100%	1
SOUTHEASTERN PATHOLOGY ASSOCIATES			1	100%	1
Sharon Care Center			1	100%	1
PREMIER FAMILY AND SPORTS MEDICINE LLC			1	100%	1
BAPTIST MINOR MEDICAL CENTER			1	100%	1
Urgent Care 24/7 Orlando LLC			1	100%	1
SENTARA AMBULATORY CARE CLINIC			1	100%	1
Medilodge of Mt. Pleasant		1			1
NFRC CLINICAL LAB			1	100%	1
DAVIS, CASEY		1			1
KID CARE PEDIATRICS PA			1	100%	1
JACKSBORO URGENT CARE			1	100%	1
SOUTH COUNTY MEDICAL CENTER			1	100%	1
Chateau Girardeau			1	100%	1
Kroger 350 - The Little Clinic New Cut Road		1			1
RIVERVIEW HOSPITAL D/B/A UNIVERSITY		1			1
NEMOURS CHILDREN'S PRIMARY CARE, ST CLOUD			1	100%	1
POETS WALK SARASOTA			1	100%	1
OAKWOOD HOSPITAL - DEARBORN LAB			1	100%	1
FREEMPORT ER DOX URGENT CARE		1			1

# COVID-19: testing by laboratory

Data through May 13, 2021 verified as of May 14, 2021 at 09:25 AM

Data in this report are provisional and subject to change.

The numbers in the table below represent the number of Florida and non-Florida residents for whom test results were received by the Department of Health. A person can be tested by more than one laboratory and can have both positive and negative results. **Therefore, the sum of the numbers in each column will be larger than the total number of people tested.**

Reporting lab	Inconclusive	Negative	Positive	Percent positive	Total
GOOD SAMARITAN SOCIETY-FOREST CITY		1			1
Big River Nursing and Rehab		1			1
URGENT CARE OF KANSAS CITY			1	100%	1
LP ELIZABETHTON		1			1
CVS M08595POCT RAYMORE		1			1
BAYLOR SCOTT AND WHITE MEDICAL CENTER -CENTENNIAL			1	100%	1
MIDWEST COVENANT HOME, INC		1			1
CVS M04088POCT LEES SUMMIT		1			1
MEDICAL CLINIC OF HOUSTON			1	100%	1
AUTUMN HOUSE			1	100%	1
MED CHOICE CENTER OF NORTH MIAMI			1	100%	1
ADVENTHEALTH MEDICAL GROUP COLORECTAL SURGERY AT		1			1
KANA MEDICAL			1	100%	1
ST. LUKES HOSPITAL			1	100%	1
Fulton County Medical Center Long Term Care			1	100%	1
DOCTORS MEMORIAL HOSP HOME HEALTH CARE		1			1
Birmingham Nursing and Rehabilitation East LLC		1			1
ROCKLEDGE HEALTH & REHABILITATION CENTER			1	100%	1
1ST MED DOTHAN			1	100%	1
VELOCITY URGENT CARE - CHIMNEY HILL			1	100%	1
INTERNAL MEDICINE,SCOTTS VALLEY OFFICE, PALO ALTO MEDICAL FOUNDATION			1	100%	1
CALIFORNIA PUBLIC HEALTH LABORATORY			1	100%	1
GREATER TAMPA AT HOME			1	100%	1
COVID CLINIC, INC			1	100%	1
BREVARD HEALTH ALLIANCE - SARNO/MELBOURNE		1			1
MEDICAL CENTER AFFILIATES PALM SPRINGS			1	100%	1
Parkwood Healthcare Facility		1			1
Westminster Canterbury Richmond		1			1
ST JOHNS MEDICAL CENTER		1			1
WALGREENS CP		1			1
FAIRFIELD MEDICAL CENTER			1	100%	1
EPIC CARE PHARMACY		1			1
SV MOBILE HEALTH			1	100%	1
Gulf Coast health and Rehabilitation, LLC		1			1
WALGREENS WAYNE			1	100%	1
NSPIRE HEALTHCARE PLANTATION			1	100%	1
SHARP CHULA VISTA MEDICAL CENTER			1	100%	1
EXCEPTIONAL EMERGENCY CENTER			1	100%	1
UNC HOSPITALS			1	100%	1
TOTAL HEALTH CARE CLINIC		1			1
ASHLEY CLINICAL DIAGNOSTIC LABORATORY			1	100%	1
CVS AZ3264POCT PHOENIX			1	100%	1
NORTHCREST PHYSICIAN SERVICES INC		1			1
PHYSICIANS PRIMARY CARE LEHIGH PEDS			1	100%	1
HHCS PHARMACY INC			1	100%	1
WATERMAN VILLAGE HOME CARE			1	100%	1

# COVID-19: testing by laboratory

Data through May 13, 2021 verified as of May 14, 2021 at 09:25 AM

Data in this report are provisional and subject to change.

The numbers in the table below represent the number of Florida and non-Florida residents for whom test results were received by the Department of Health. A person can be tested by more than one laboratory and can have both positive and negative results. **Therefore, the sum of the numbers in each column will be larger than the total number of people tested.**

Reporting lab	Inconclusive	Negative	Positive	Percent positive	Total
MINUTECLINIC DIAGNOSTIC OF VIRGINIA, LLC #10088		1			1
NAVARRO MEDICAL CENTERS LLC			1	100%	1
Kroger 968 - The Little Clinic Colerain Township		1			1
ARIZA WELLNESS CARE LLC			1	100%	1
ODYSSEY HEALTH CARE OF MARION COUNTY LLC		1			1
SECOND STREET GROUP HOME		1			1
Moab Regional Hospital			1	100%	1
Sunnybrook Rehabilitation Center			1	100%	1
Pathways Nursing and Rehabilitation Center		1			1
ST VINCENTS OUTPATIENT IMAGING		1			1
DOCTORS AFTER HOURS URGENT CARE CENTER			1	100%	1
LAMARQUE DIALYSIS			1	100%	1
PIEDMONT QUICKCARE		1			1
CAREHERE HUDSON BAY			1	100%	1
UNLIMITED MEDICAL SERVICES OF FL PL DBA		1			1
Kroger - KRO62000426			1	100%	1
HOSPITAL METROPOLITANO SAN GERMAN			1	100%	1
ATHENS LIMESTONE HOSPITAL		1			1
BRANDON OUTREACH CLINIC			1	100%	1
Medford Multicare		1			1
CARROLL UNIVERSITY STUDENT HEALTH CENTER		1			1
SUNCOAST PRIMARY CARE LLC			1	100%	1
JMJ FAMILY PRACTICE			1	100%	1
BOULDER COMMUNITY HOSPITAL			1	100%	1
STEPHEN G NELSON MD PA			1	100%	1
JUP Serology SubSection			1	100%	1
HERNANDO COUNTY HEALTH DEPT			1	100%	1
SIMEDHEALTH CHIEFLAND DRAW STATION		1			1
MERRILL GARDENS AT CHAMPIONSGATE			1	100%	1
TITUS REGIONAL MEDICAL CENTER			1	100%	1
ATLANTA PLUS URGENT CARE, LLC			1	100%	1
JACKSON MADISON CO. GEN. HOSPITAL			1	100%	1
SURGERY CENTER, THE			1	100%	1
ST MARYS HEALTH CARE SYSTEM		1			1
ER NEAR ME HULEN		1			1
VIRTUA HEALTH AND REHABILITATION		1			1
Kroger 683 - The Little Clinic Foothills Plaza		1			1
Arch Plaza Nursing and Rehabilitation Center			1	100%	1
CVS NY2297002CV NEW YORK			1	100%	1
KENT		1			1
HEALTHCARE AND REHAB OF SANFORD			1	100%	1
TEVAPHARM			1	100%	1
BOTTINEAU GOOD SAMARITAN CENTER		1			1
NEVADA RURAL HOUSING AUTHORITY			1	100%	1
ST LUKE'S CORNWALL HOSPITAL N			1	100%	1
DIAGNOSTIC GROUP INTEGRATED HEALTHCARE			1	100%	1

# COVID-19: testing by laboratory

Data through May 13, 2021 verified as of May 14, 2021 at 09:25 AM

Data in this report are provisional and subject to change.

The numbers in the table below represent the number of Florida and non-Florida residents for whom test results were received by the Department of Health. A person can be tested by more than one laboratory and can have both positive and negative results. **Therefore, the sum of the numbers in each column will be larger than the total number of people tested.**

Reporting lab	Inconclusive	Negative	Positive	Percent positive	Total
UNIVERISTY HOSPITAL			1	100%	1
CENTRAL FLORIDA ADULT MEDICINE		1			1
Pontotoc Health and Rehab		1			1
WVU MEDICINE AT SUNCREST TOWNE CENTRE			1	100%	1
REEVES COUNTY HOSPITAL DISTRICT			1	100%	1
DIRECT PRIMARY CARE OF BURLESON			1	100%	1
SUMMIT COUNTY PUBLIC HEALTH DEPARTMENT			1	100%	1
ORANGETOWN PEDIATRICS ASSOCIATES		1			1
TRADITIONAL MEDICINE CENTER			1	100%	1
The Pines at Poughkeepsie Center for Nursing and Rehabilitation		1			1
BAYCARE OUTREACH LAB AT NEW TAMPA			1	100%	1
PATIENT FIRST - FAIRFAX			1	100%	1
HALEYVILLE HEALTH CARE CENTER		1			1
COMMUNITY MEDICAL CENTER-ORANGE CITY		1			1
GENESIS MEDICAL CENTER OF CORAL SPRINGS INC			1	100%	1
PATIENT FIRST - CHERRY HILL		1			1
PATIENT FIRST - WOODBURY		1			1
HILLSBORO MEDICAL CENTER MAIN LABORATO		1			1
HILLVIEW TERRACE			1	100%	1
CARESOUTH HHA HOLDINGS OF THE TREASURE COAST LLC			1	100%	1
CHRISTIANA HOSPITAL		1			1
ADVENTHEALTH MEDICAL GROUP SENIOR HEALTH AT			1	100%	1
FLORIDA HOME HEALTH			1	100%	1
ACCURATE HEALTH SERVICES CORP			1	100%	1
MEADOWS PARK HEALTH AND REHABILITATION		1			1
AFC URGENT CARE SWAMPSCOTT			1	100%	1
INTERNAL MEDICINE OF SOUTHWEST FLORIDA			1	100%	1
VALENCIA BRANCH LABORATORY	1				1
Birchwood Care Center		1			1
HOSPICE OF MARION COUNTY INC			1	100%	1
FAIRVIEW SOUTHDALE			1	100%	1
Kittanning Care Center		1			1
ARBOR DIAGNOSTICS, INC		1			1
VELOCITY URGENT CARE - REDMILL			1	100%	1
WINTER HAVEN DIALYSIS		1			1
BAYLOR SCOTT & WHITE MEDICAL SURGICAL CLINIC			1	100%	1
ANDERSON MEDICAL		1			1
MEDEXPRESS URGENT CARE - HAMILTON SQUA		1			1
CHP COVID-19 (TX)			1	100%	1
WEST VIRGINIA UNIVERSITY HOSPITALS, INC			1	100%	1
FAMILY PRACTICE ASSOCIATES		1			1
CARESPOT - LEE VISTA			1	100%	1
PCR DIAGNOSTICS			1	100%	1
MICROBIOLOGY DEPARTMENT			1	100%	1
INTERFAITH MEDICAL CENTER		1			1
FRESENIUS KIDNEY CARE HILLSBOROUGH			1	100%	1

# COVID-19: testing by laboratory

Data through May 13, 2021 verified as of May 14, 2021 at 09:25 AM

Data in this report are provisional and subject to change.

The numbers in the table below represent the number of Florida and non-Florida residents for whom test results were received by the Department of Health. A person can be tested by more than one laboratory and can have both positive and negative results. **Therefore, the sum of the numbers in each column will be larger than the total number of people tested.**

Reporting lab	Inconclusive	Negative	Positive	Percent positive	Total
Fargo VA Healthcare System		1			1
CHILDREN'S AT SATELLITE BOULEVARD URGE		1			1
GENERATIONS CENTER OF SPENCER		1			1
CLERMONT PEDIATRICS, PA			1	100%	1
CARESPOT EXPRESS HEALTHCARE BOYNTON BEACH			1	100%	1
VISTA LAKE ASSISTED LIVING			1	100%	1
METROPOLITAN			1	100%	1
Brownwood Nusing & Rehabilitation		1			1
ORCHID TERRACE		1			1
MANORCARE HEALTH SERVICES BOCA RATON			1	100%	1
JAX FAMILY CARE		1			1
BEAUMONT HOSPITAL			1	100%	1
INDIAN RIDGE		1			1
HUNEYCUTT FAMILY PRACTICE			1	100%	1
Strasburg Care Center		1			1
ANDERSON FAMILY MEDICINE			1	100%	1
DIMMIT REGIONAL HOSPITAL			1	100%	1
Hillside Rehab and Care Center			1	100%	1
PEDRO L ORTEGA MD PA			1	100%	1
Brown Nursing Home		1			1
COLOMBO'S PHARMACY		1			1
Seacrest Village		1			1
WALGREENS #4086		1			1
HEALTHFORCE PARTNERS INC			1	100%	1
Kroger 390 - The Little Clinic North College Hill		1			1
TAMPA HEALTH CARE PROVIDERS PA		1			1
CAPITAL HEALTH PLAN - GOVERNORS SQUARE			1	100%	1
SJMC PHYSICIAN SERVICES			1	100%	1
Le Roy Village Green		1			1
ASSURANCE HEALTHCARE AND COUNSELING CENTER		1			1
BAYSHORE DIALYSIS			1	100%	1
Kroger 444 - The Little Clinic Dent		1			1
CACERES SPECIALIZED GYNECOLOGY		1			1
CATERPILLAR INC - MIAMI DISTRIBUTION CENTER			1	100%	1
SAPLING GROVE URGENT CARE		1			1
Sage Bluff Health & Rehabilitation Center		1			1
Elm Crest Senior Living Community		1			1
EXCEL URGENT CARE OF NJ			1	100%	1
WALGREENS #15369		1			1
Walgreens #3661		1			1
SOUTHWEST REGIONAL PCR LABORATORY			1	100%	1
Saint Joseph Living Center		1			1
COMMUNITY			1	100%	1
BRADEN CLINIC		1			1
BRIGHT HEALTH CLINIC CORP			1	100%	1
SKIN AND CANCER ASSOCIATES LLP		1			1

# COVID-19: testing by laboratory

Data through May 13, 2021 verified as of May 14, 2021 at 09:25 AM

Data in this report are provisional and subject to change.

The numbers in the table below represent the number of Florida and non-Florida residents for whom test results were received by the Department of Health. A person can be tested by more than one laboratory and can have both positive and negative results. **Therefore, the sum of the numbers in each column will be larger than the total number of people tested.**

Reporting lab	Inconclusive	Negative	Positive	Percent positive	Total
EASTSIDE MEDICAL CLINIC		1			1
Walgreens #11854			1	100%	1
CORDOVA FAMILY PRACTICE			1	100%	1
Florence Nursing and Rehabilitation Center		1			1
GARNET HEALTH URGENT CARE		1			1
Heritage Inn Health and Rehabilitation		1			1
VA OPTOMETRY CLINIC			1	100%	1
WINDMOOR HEALTHCARE			1	100%	1
MEDEXPRESS URGENT CARE - CABOT			1	100%	1
THE HEART HOSPITAL BAYLOR PLANO			1	100%	1
PHOEBE HOME INC		1			1
5 STAR HOME HEALTH SERVICES INC		1			1
LRGHEALTHCARE		1			1
Manor Care Health Services- Wilmington			1	100%	1
FASTMED - LAKEWAY			1	100%	1
WILSON FAMILY MEDICINE LLC		1			1
BOND & STEELE CLINIC PA D/B/A		1			1
CENTRAL FLORIDA HEALTH CARE, INC			1	100%	1
FRESENIUS SOUTH FORT MYERS		1			1
CURA LABORATORY SERVICES			1	100%	1
NORTHSIDE PEDIATRICS & ADOLESCENT MEDI		1			1
HEALTH CARE SERVICES LC			1	100%	1
MIAMI NORTH DIALYSIS			1	100%	1
BAPTIST HOSPITAL FAMILY MEDICINE TIGER POINT			1	100%	1
LAKE LURE HEALTH CENTER			1	100%	1
GOOD SHEPHERD HOSPICE INC			1	100%	1
CARENOW MURFREESBORO MEDICAL CENTER PK		1			1
Kroger 359 - The Little Clinic Bellevue		1			1
CLAYTON NURSING AND REHABILITATION		1			1
STERLING HOUSE OF PORT ORANGE		1			1
CORRY MEMORIAL HOSPITAL			1	100%	1
SC-GA2018 SIMPSONVILLE REHABILITATION		1			1
Carrollton Manor Inc		1			1
Dulles Health and Rehab Center		1			1
BOLLES SCHOOL, THE			1	100%	1
CVS MA7140POCT WESTPORT		1			1
UNIVERSITY OF MD PATH ASSOC- MD GENOMICS			1	100%	1
EDGAR PRICE FAMILY & CHILDREN HEALTHCARE CENTER			1	100%	1
Lexington Medical Center Extended Care		1			1
WALGREENS #15291		1			1
Broomall Manor		1			1
LiveWell		1			1
SPINE & PAIN CONSULTANT PLLC		1			1
PLANTATION DIALYSIS			1	100%	1
EMERSON HOSPITAL LABORATORY			1	100%	1
Heritage Health of Peru			1	100%	1

# COVID-19: testing by laboratory

Data through May 13, 2021 verified as of May 14, 2021 at 09:25 AM

Data in this report are provisional and subject to change.

The numbers in the table below represent the number of Florida and non-Florida residents for whom test results were received by the Department of Health. A person can be tested by more than one laboratory and can have both positive and negative results. **Therefore, the sum of the numbers in each column will be larger than the total number of people tested.**

Reporting lab	Inconclusive	Negative	Positive	Percent positive	Total
OCEANVIEW NURSING AND REHABILITAION CENTER			1	100%	1
SUNRISE CLINIC SANTA ROSA		1			1
WYOMING COUNTY DEPARTMENT OF HEALTH		1			1
Glen Oaks Health and REhabilitation		1			1
CVS MA1121POCT WESTFORD		1			1
SUNCOAST BEHAVIORAL HEALTH CENTER			1	100%	1
SANFORD HOME		1			1
TARRANT MEDICAL ASSOCIATES			1	100%	1
Medicalodges Neosho			1	100%	1
CVS IN6536POCT KOKOMO		1			1
MEDCOR AT ROYAL CARIBBEAN			1	100%	1
DEL PRADO MEDICAL CENTER, INC		1			1
Sanctuary Pointe Nursing & Rehab		1			1
SPECIALTY DRUG TESTING			1	100%	1
GUILFORD IMMEDIATE CARE, SYAH, LLC		1			1
CVS IL6789POCT WOODRIDGE		1			1
CVS IL5822POCT MOKENA		1			1
METHODIST OLIVE BRANCH HOSPITAL			1	100%	1
Kroger 970 - The Little Clinic Westfield			1	100%	1
Acts Manor House		1			1
CANDLER HOSPITAL			1	100%	1
STONECREST MEDICAL CENTER		1			1
DR BAWA AND ASSOCIATES			1	100%	1
INTERNAL MEDICINE GROUP OF CENTRAL FLORIDA			1	100%	1
VA Boston HCS-Brockton Division		1			1
HEALTHPARTNERS HUDSON CLINIC			1	100%	1
Redstone Highlands			1	100%	1
ADVENTHEALTH MEDICAL GROUP OBSTETRICS AND			1	100%	1
SS VASCULAR			1	100%	1
REGIONAL MEDICAL LABORATORY			1	100%	1
HARDIN HEALTH INC		1			1
Carington Park			1	100%	1
CVS MA1238POCT MEDFIELD		1			1
CVS AZ69POCT PEORIA		1			1
UT HEALTH RIO GRANDE VALLEY SPECIALTY PEDIATRICS			1	100%	1
The Evangelical Lutheran Good Samaritan Society Prescott Village		1			1
BSA PHYSICIANS GROUP, INC D/B/A BSA FAMILY MEDICAL			1	100%	1
Kingston Care Center of Fort Wayne		1			1
DSI LABORATORIES-NAPLES-7TH			1	100%	1
BLAKE AT PENSACOLA OPERATION CO, LLC, THE			1	100%	1
UABC			1	100%	1
LOWER KEYS COMMUNITY HEALTH CENTER			1	100%	1
MOUNT SINAI COMPREHENSIVE CANCER CENTER			1	100%	1
FAIRFAX COUNTY HEALTH DEPT LABORATORY			1	100%	1
SANTA ROSA PEDIATRICS			1	100%	1
<b>Total</b>	<b>107,865</b>	<b>20,378,748</b>	<b>2,960,201</b>	<b>13%</b>	<b>23,446,814</b>