

COVID-19: summary of cases and monitoring

Data through May 14, 2021 verified as of May 15, 2021 at 09:25 AM

Data in this report are provisional and subject to change.

Cases: people with positive PCR or antigen test result

Total cases	2,289,522
Florida residents	2,246,756
Non-Florida residents	42,766
Type of testing	
Florida residents	2,246,756
Positive by BPHL/CDC	82,207
Positive by commercial/hospital lab	2,164,549
PCR positive	1,789,720
Antigen positive	457,036
Non-Florida residents	42,766
Positive by BPHL/CDC	1,020
Positive by commercial/hospital lab	41,746
PCR positive	29,112
Antigen positive	13,654
Characteristics	
Florida residents hospitalized	93,056
Florida resident deaths	36,056
Non-Florida resident deaths	720

Hospitalized counts include anyone who was hospitalized at some point during their illness. It does not reflect the number of people currently hospitalized.

More information on deaths identified through death certificate data is available on the National Center for Health Statistics website at www.cdc.gov/nchs/nvss/vsrr/COVID19/index.htm.

Cases: people with positive PCR or antigen test result

Risk factors for Florida residents

Traveled	18,055
Contact with a known case	900,895
Traveled and contact with a known case	24,437
Neither	1,303,369
No travel and no contact	273,193
Travel is unknown	729,821
Contact is unknown	499,693
Contact is pending	460,849

Travel can be unknown and contact can be unknown or pending for the same case, these numbers will sum to more than the "neither" total.

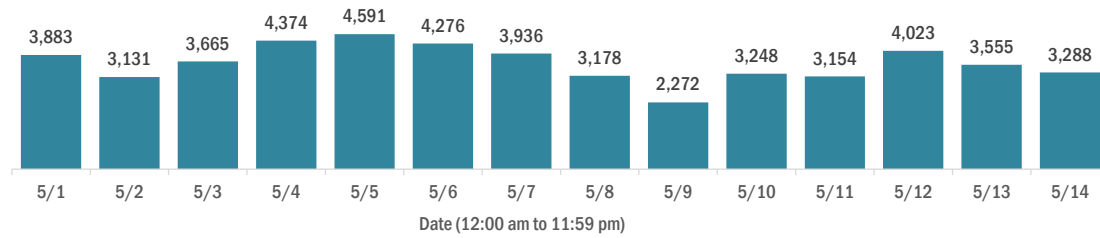
COVID-19: summary of laboratory testing

Data through May 14, 2021 verified as of May 15, 2021 at 09:25 AM

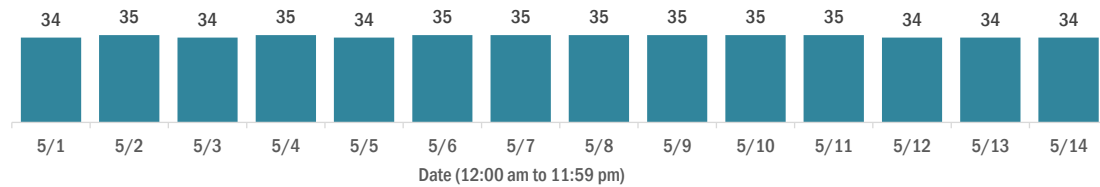
Data in this report are provisional and subject to change.

Cases in Florida residents per day for the past 2 weeks

Number of cases per day



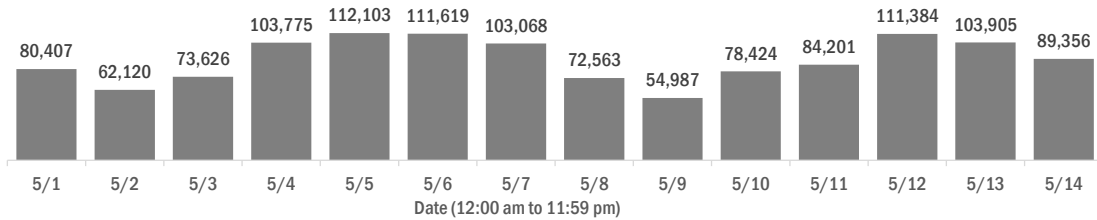
Median age of cases by day



Laboratory testing for Florida residents over the past 2 weeks

Number of Florida residents tested per day

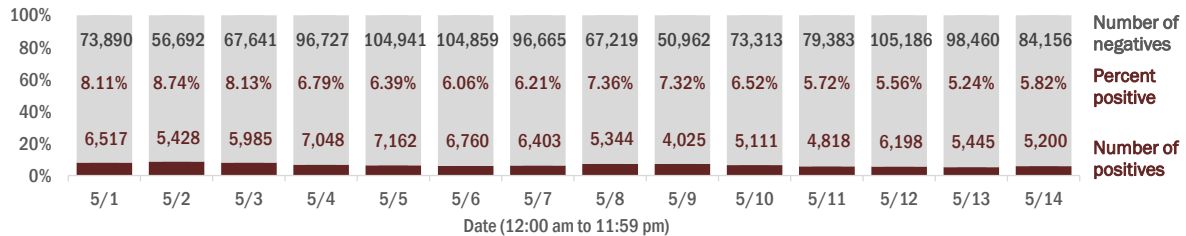
These counts include the number of people for whom the Department received PCR or antigen laboratory results by day. People tested on multiple days will be included for each day a new result was received. A person is only counted once for each day they are tested, regardless of whether multiple specimens are tested or multiple results are received.



Number and percent of Florida residents with positive test results

The percent of positive results ranged from 5.24% to 8.74% over the past 2 weeks and was 5.82% yesterday.

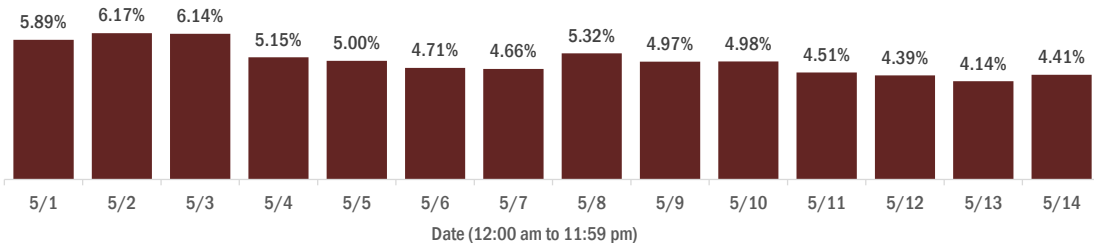
These counts include the number of people for whom the Department received PCR or antigen laboratory results by day. People tested on multiple days will be included for each day a new result was received. A person is only counted once for each day they are tested, regardless of whether multiple specimens are tested or multiple results are received. If a person has a positive specimen and a negative specimen in the same day, only the positive result is counted.



Percent positivity for new cases in Florida residents

The percent of positive results ranged from 4.14% to 6.17% over the past 2 weeks and was 4.41% yesterday.

This percent is the number of people who test PCR- or antigen-positive for the first time divided by all the people tested that day, excluding people who have previously tested positive.



COVID-19: characteristics of 2,246,756 Florida resident cases

Data through May 14, 2021 verified as of May 15, 2021 at 09:25 AM

Data in this report are provisional and subject to change.

Age group	Cases	Hospitalizations	Deaths
0-4 years	48,281 2%	639 1%	1 0%
5-14 years	151,068 7%	638 1%	5 0%
15-24 years	351,679 16%	2,369 3%	52 0%
25-34 years	395,079 18%	4,675 5%	215 1%
35-44 years	351,196 16%	6,939 7%	577 2%
45-54 years	340,663 15%	10,740 12%	1,456 4%
55-64 years	290,873 13%	16,092 17%	4,032 11%
65-74 years	175,472 8%	19,243 21%	7,713 21%
75-84 years	96,104 4%	19,062 20%	10,891 30%
85+ years	44,649 2%	12,649 14%	11,114 31%
Unknown	1,692 0%	10 0%	0 0%
Total	2,246,756	93,056	36,056

Gender	Cases
Female	1,174,922 52%
Male	1,051,412 47%
Unknown	20,422 1%
Total	2,246,756

Ethnicity	Cases	Hospitalizations	Deaths
Hispanic	732,659 33%	23,649 25%	8,473 23%
Non-Hispanic	1,105,571 49%	65,219 70%	25,351 70%
Unknown	408,526 18%	4,188 5%	2,232 6%
Total	2,246,756	93,056	36,056

Race and ethnicity	Cases	Hospitalizations	Deaths
White	1,284,194 57%	61,116 66%	26,391 73%
Hispanic	487,573 22%	16,907 18%	6,773 19%
Non-Hispanic	705,770 31%	42,455 46%	18,488 51%
Unknown	90,851 4%	1,754 2%	1,130 3%
Black	298,786 13%	19,358 21%	5,813 16%
Hispanic	17,907 1%	838 1%	240 1%
Non-Hispanic	258,570 12%	18,140 19%	5,398 15%
Unknown	22,309 1%	380 0%	175 0%
Other race	352,360 16%	10,220 11%	2,863 8%
Hispanic	177,079 8%	5,396 6%	1,279 4%
Non-Hispanic	121,666 5%	4,353 5%	1,357 4%
Unknown	53,615 2%	471 1%	227 1%
Unknown race	311,416 14%	2,362 3%	989 3%
Hispanic	50,100 2%	508 1%	181 1%
Non-Hispanic	19,565 1%	271 0%	108 0%
Unknown	241,751 11%	1,583 2%	700 2%
Total	2,246,756	93,056	36,056

Hospitalization counts include anyone who was hospitalized at some point during their illness. It does not reflect the number of people currently hospitalized. **Other race** includes any person with a race of American Indian/Alaskan native, Asian, native Hawaiian/Pacific Islander, or other.

COVID-19: deaths in Florida residents and staff of long-term care facilities

Data through May 14, 2021 verified as of May 15, 2021 at 09:25 AM

Data in this report are provisional and subject to change.

For current cases in residents or staff of long-term care facilities, please visit: <https://floridahealthcovid19.gov/>

County	Deaths	County	Deaths	County	Deaths
Palm Beach	1079	Okaloosa	167	Madison	20
Dade	1020	Hernando	162	Calhoun	18
Pinellas	906	Osceola	143	Flagler	17
Broward	710	Charlotte	138	Gulf	17
Hillsborough	592	Indian River	125	Wakulla	16
Duval	453	Clay	122	Bradford	14
Polk	437	Leon	101	Washington	13
Brevard	413	Highlands	97	Baker	12
Orange	408	Bay	94	Holmes	12
Sarasota	402	Jackson	88	Jefferson	12
Lee	349	St. Johns	88	Gadsden	10
Marion	334	Alachua	82	Lafayette	10
Volusia	300	Santa Rosa	82	Franklin	9
Escambia	288	Suwannee	60	Levy	7
St. Lucie	248	Columbia	52	Desoto	6
Seminole	237	Putnam	45	Dixie	5
Pasco	228	Sumter	44	Monroe	5
Lake	227	Nassau	34	Taylor	3
Collier	196	Walton	30	Hardee	2
Manatee	193	Hendry	29	Hamilton	1
Citrus	177	Okeechobee	24	Liberty	1
Martin	173	Gilchrist	21	Total	11,408

Note: cases are summarized by the county of usual residence. Residents and staff may be cases associated with facilities that are not in their county of usual residence, resulting in cases being included below for counties that do not have facilities with known cases.

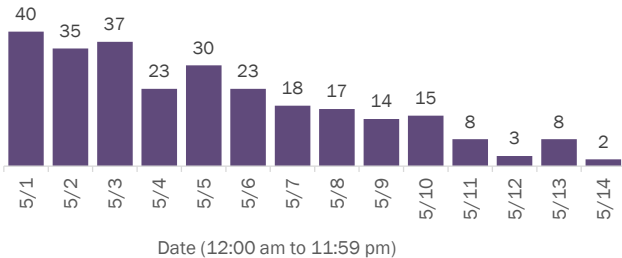
COVID-19: cases in Florida residents who have died

Data through May 14, 2021 verified as of May 15, 2021 at 09:25 AM

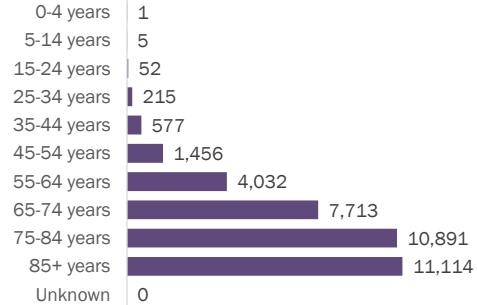
Data in this report are provisional and subject to change.

Demographics for all identified COVID-19 deaths: 36,056

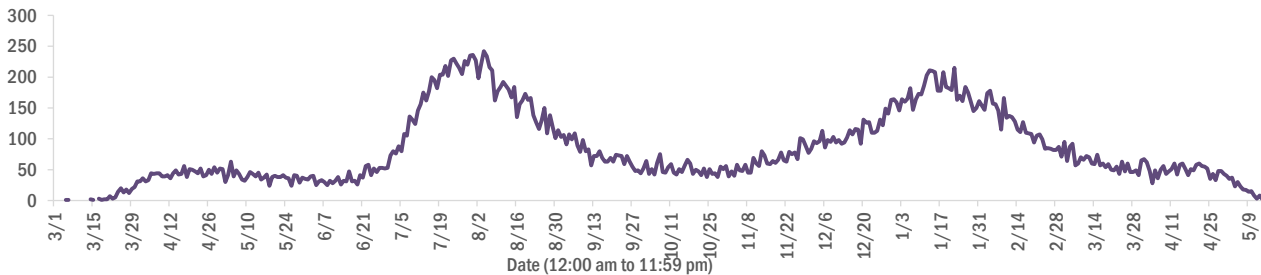
Deaths by date of death for the past 2 weeks



Deaths by age group



Deaths by date of death since March 2020



Age group	Deaths	Cases	Case fatality rate	Mortality rate per 100,000 population
0-4 years	1	48,281	0.0%	0.1
5-14 years	5	151,068	0.0%	0.2
15-24 years	52	351,679	0.0%	2.1
25-34 years	215	395,079	0.1%	7.6
35-44 years	577	351,196	0.2%	22.1
45-54 years	1,456	340,663	0.4%	52.2
55-64 years	4,032	290,873	1.4%	139.4
65-74 years	7,713	175,472	4.4%	317.8
75-84 years	10,891	96,104	11.3%	775.6
85+ years	11,114	44,649	24.9%	1924.4
Unknown	0	1,692	0.0%	
Total	36,056	2,246,756	1.6%	166.9

Race	Deaths	Cases	Case fatality rate	Mortality rate per 100,000 population
Other	2,863	352,360	0.8%	230.1
White	26,391	1,284,194	2.1%	158.1
Black	5,813	298,786	1.9%	158.9
Unknown	989	311,416	0.3%	
Total	36,056	2,246,756	1.6%	166.9

Gender	Deaths	Cases	Case fatality rate	Mortality rate per 100,000 population
Male	20,221	1,051,412	1.9%	191.5
Female	15,835	1,174,922	1.3%	143.4
Unknown	0	20,422	0.0%	
Total	36,056	2,246,756	1.6%	166.9

Ethnicity	Deaths	Cases	Case fatality rate	Mortality rate per 100,000 population
Hispanic	8,473	732,659	1.2%	149.2
Non-Hispanic	25,351	1,105,571	2.3%	159.2
Unknown	2,232	408,526	0.5%	
Total	36,056	2,246,756	1.6%	166.9

COVID-19: characteristics of 2,246,756 cases

Data through May 14, 2021 verified as of May 15, 2021 at 09:25 AM

Data in this report are provisional and subject to change.

Tables below include cases in Florida residents and non-Florida residents.

All 67 Florida counties have cases:

County	FL resident cases	Non-FL resident cases	Total cases	FL resident deaths	FL death rate
Dade	487,791	6,583	494,374	6,302	1.3%
Broward	238,837	2,928	241,765	3,011	1.3%
Palm Beach	143,885	2,653	146,538	2,816	2.0%
Orange	138,132	2,240	140,372	1,283	0.9%
Hillsborough	138,746	1,185	139,931	1,762	1.3%
Duval	97,663	1,614	99,277	1,444	1.5%
Pinellas	78,484	1,975	80,459	1,639	2.1%
Lee	69,726	2,317	72,043	986	1.4%
Polk	69,288	490	69,778	1,343	1.9%
Osceola	44,539	804	45,343	517	1.2%
Volusia	43,185	768	43,953	813	1.9%
Brevard	41,459	734	42,193	881	2.1%
Pasco	41,708	355	42,063	768	1.8%
Manatee	38,367	884	39,251	680	1.8%
Collier	35,021	1,383	36,404	538	1.5%
Escambia	32,669	3,688	36,357	697	2.1%
Seminole	34,350	256	34,606	503	1.5%
Sarasota	31,606	1,582	33,188	829	2.6%
Leon	31,400	934	32,334	322	1.0%
Marion	31,324	167	31,491	968	3.1%
Lake	29,704	537	30,241	641	2.2%
St. Lucie	26,643	199	26,842	641	2.4%
Alachua	24,784	308	25,092	279	1.1%
St. Johns	22,580	312	22,892	214	0.9%
Okaloosa	20,462	234	20,696	363	1.8%
Bay	19,545	822	20,367	392	2.0%
Clay	18,856	53	18,909	342	1.8%
Santa Rosa	18,082	259	18,341	291	1.6%
Hernando	14,148	109	14,257	471	3.3%
Charlotte	12,896	216	13,112	425	3.3%
Indian River	12,543	110	12,653	304	2.4%
Martin	12,230	241	12,471	324	2.6%
Citrus	11,130	99	11,229	452	4.1%
Sumter	9,272	109	9,381	278	3.0%
Highlands	8,567	97	8,664	360	4.2%

County	FL resident cases	Non-FL resident cases	Total cases	FL resident deaths	FL death rate
Nassau	8,015	447	8,462	126	1.6%
Columbia	8,131	44	8,175	169	2.1%
Walton	6,963	882	7,845	87	1.2%
Flagler	7,287	101	7,388	110	1.5%
Monroe	6,631	404	7,035	49	0.7%
Putnam	6,567	24	6,591	152	2.3%
Jackson	6,172	74	6,246	157	2.5%
Gadsden	5,713	17	5,730	99	1.7%
Suwannee	5,329	29	5,358	138	2.6%
Hendry	4,769	17	4,786	83	1.7%
Desoto	4,344	27	4,371	93	2.1%
Okeechobee	4,006	54	4,060	89	2.2%
Baker	3,497	19	3,516	60	1.7%
Levy	3,480	9	3,489	54	1.6%
Wakulla	3,468	14	3,482	56	1.6%
Hardee	3,187	15	3,202	44	1.4%
Unknown	74	3,124	3,198	0	0.0%
Bradford	3,015	13	3,028	56	1.9%
Taylor	2,740	5	2,745	47	1.7%
Washington	2,719	21	2,740	52	1.9%
Holmes	2,234	33	2,267	49	2.2%
Madison	2,047	28	2,075	45	2.2%
Gulf	1,949	23	1,972	44	2.3%
Union	1,833	1	1,834	74	4.0%
Calhoun	1,695	3	1,698	45	2.7%
Hamilton	1,611	20	1,631	25	1.6%
Lafayette	1,621	0	1,621	26	1.6%
Gilchrist	1,614	5	1,619	44	2.7%
Dixie	1,613	3	1,616	24	1.5%
Jefferson	1,471	26	1,497	27	1.8%
Franklin	1,301	34	1,335	18	1.4%
Liberty	1,077	1	1,078	16	1.5%
Glades	961	4	965	19	2.0%
Total	2,246,756	42,766	2,289,522	36,056	1.6%

COVID-19: characteristics of 2,246,756 Florida resident cases

Data through May 14, 2021 verified as of May 15, 2021 at 09:25 AM

Data in this report are provisional and subject to change.

The table below includes the cities and counties of residence for cases in Florida residents based on the patient's ZIP Code. Note that city is not always received as part of the initial notification and may be missing while the case is being investigated.

City and county	Cases
Miami, Dade	283,029
Orlando, Orange	102,691
Jacksonville, Duval	91,826
Tampa, Hillsborough	80,548
Hialeah, Dade	68,230
Fort Lauderdale, Broward	50,533
Hollywood, Broward	45,238
West Palm Beach, Palm Beach	35,207
Kissimmee, Osceola	34,219
Tallahassee, Leon	30,336
Homestead, Dade	29,987
Naples, Collier	29,571
Saint Petersburg, Pinellas	28,553
Pensacola, Escambia	27,256
Fort Myers, Lee	26,710
Bradenton, Manatee	24,964
Boca Raton, Palm Beach	24,479
Lakeland, Polk	23,945
Ocala, Marion	23,010
Pompano Beach, Broward	22,452
Gainesville, Alachua	19,669
Sarasota, Sarasota	19,475
Cape Coral, Lee	18,161
Port Saint Lucie, St. Lucie	17,793
Lake Worth, Palm Beach	17,329
Miami Beach, Dade	16,169
Miramar, Broward	15,546
Clearwater, Pinellas	15,469
Coral Springs, Broward	14,278
Boynton Beach, Palm Beach	13,988
Doral, Dade	13,855
Miami Gardens, Dade	13,189
Panama City, Bay	12,391
Saint Augustine, St. Johns	12,073
Melbourne, Brevard	11,779
Winter Haven, Polk	11,609
Lehigh Acres, Lee	11,554
Riverview, Hillsborough	10,755
Delray Beach, Palm Beach	10,708
Davie, Broward	10,682
Palm Bay, Brevard	9,835
Vero Beach, Indian River	9,678
New Port Richey, Pasco	9,623
Sunrise, Broward	9,371
Saint Cloud, Osceola	8,952
Milton, Santa Rosa	8,744
Fort Pierce, St. Lucie	8,673
Largo, Pinellas	8,562
Spring Hill, Hernando	8,523
Daytona Beach, Volusia	8,512
Coral Gables, Dade	8,508
Apopka, Orange	8,485
Plantation, Broward	8,404
North Miami Beach, Dade	8,295
Davenport, Polk	8,216
Clermont, Lake	8,107
Brandon, Hillsborough	8,085
Deltona, Volusia	7,744

COVID-19: characteristics of 2,246,756 Florida resident cases

Data through May 14, 2021 verified as of May 15, 2021 at 09:25 AM

Data in this report are provisional and subject to change.

The table below includes the cities and counties of residence for cases in Florida residents based on the patient's ZIP Code. Note that city is not always received as part of the initial notification and may be missing while the case is being investigated.

City and county	Cases
Sanford, Seminole	7,739
Orange Park, Clay	7,652
Plant City, Hillsborough	7,556
Jupiter, Palm Beach	7,464
Weston, Broward	7,408
Lake City, Columbia	7,376
Deerfield Beach, Broward	6,972
Winter Garden, Orange	6,700
Tamarac, Broward	6,432
Port Charlotte, Charlotte	6,326
Wesley Chapel, Pasco	6,167
Palm Coast, Flagler	6,134
Coconut Creek, Broward	6,069
Margate, Broward	5,936
Stuart, Martin	5,823
Land O Lakes, Pasco	5,822
Deland, Volusia	5,780
Palm Beach Gardens, Palm Beach	5,741
Fort Walton Beach, Okaloosa	5,656
Wellington, Palm Beach	5,580
Palm Harbor, Pinellas	5,544
Oviedo, Seminole	5,536
Palmetto, Manatee	5,525
Winter Park, Orange	5,515
Crestview, Okaloosa	5,438
Lutz, Hillsborough	5,204
Altamonte Springs, Seminole	5,201
Port Orange, Volusia	4,997
Valrico, Hillsborough	4,960
Opa Locka, Dade	4,925
Haines City, Polk	4,878
North Port, Sarasota	4,853
Brooksville, Hernando	4,821
Miami Lakes, Dade	4,773
Venice, Sarasota	4,753
Pembroke Pines, Broward	4,747
Middleburg, Clay	4,736
Hallandale, Broward	4,702
Punta Gorda, Charlotte	4,626
Sebring, Highlands	4,607
Leesburg, Lake	4,523
Ocoee, Orange	4,467
Zephyrhills, Pasco	4,350
Saint Johns, St. Johns	4,284
Seminole, Pinellas	4,280
Ormond Beach, Volusia	4,277
The Villages, Sumter	4,267
Arcadia, Desoto	4,230
Bonita Springs, Lee	4,206
Live Oak, Suwannee	4,122
Pinellas Park, Pinellas	4,100
North Lauderdale, Broward	3,996
Okeechobee, Okeechobee	3,992
Longwood, Seminole	3,977
Ruskin, Hillsborough	3,950
North Miami, Dade	3,939
Immokalee, Collier	3,889
Windermere, Orange	3,874
Cocoa, Brevard	3,867

COVID-19: characteristics of 2,246,756 Florida resident cases

Data through May 14, 2021 verified as of May 15, 2021 at 09:25 AM

Data in this report are provisional and subject to change.

The table below includes the cities and counties of residence for cases in Florida residents based on the patient's ZIP Code. Note that city is not always received as part of the initial notification and may be missing while the case is being investigated.

City and county	Cases
Navarre, Santa Rosa	3,779
Casselberry, Seminole	3,647
Port Richey, Pasco	3,493
Hudson, Pasco	3,454
Titusville, Brevard	3,432
Niceville, Okaloosa	3,390
Gulf Breeze, Santa Rosa	3,378
Lake Worth Beach, Palm Beach	3,352
North Fort Myers, Lee	3,282
Key West, Monroe	3,280
Dade City, Pasco	3,279
Cantonment, Escambia	3,263
Panama City Beach, Bay	3,249
Winter Springs, Seminole	3,232
Oakland Park, Broward	3,183
Jacksonville Beach, Duval	3,181
Bartow, Polk	3,174
Lake Mary, Seminole	3,164
Aventura, Dade	3,145
Kissimmee, Polk	3,125
Crawfordville, Wakulla	3,114
New Smyrna Beach, Volusia	3,065
Auburndale, Polk	3,056
Quincy, Gadsden	3,036
Palatka, Putnam	3,032
Lake Wales, Polk	3,008
Merritt Island, Brevard	2,933
Green Cove Springs, Clay	2,891
Tarpon Springs, Pinellas	2,873
Fernandina Beach, Nassau	2,839
Ponte Vedra Beach, St. Johns	2,810
Parkland, Broward	2,789
Cutler Ridge, Dade	2,758
Inverness, Citrus	2,667
Loxahatchee, Palm Beach	2,653
Eustis, Lake	2,649
Wimauma, Hillsborough	2,627
Cooper City, Broward	2,585
Holiday, Pasco	2,580
Perry, Taylor	2,570
Estero, Lee	2,563
Belle Glade, Palm Beach	2,556
Lynn Haven, Bay	2,547
Royal Palm Beach, Palm Beach	2,531
Dunedin, Pinellas	2,518
Clewiston, Hendry	2,465
Marianna, Jackson	2,464
Fleming Island, Clay	2,454
Santa Rosa Beach, Walton	2,439
Sarasota, Manatee	2,421
Key Biscayne, Dade	2,419
Parrish, Manatee	2,382
Rockledge, Brevard	2,364
Odessa, Hillsborough	2,312
Riviera Beach, Palm Beach	2,305
Seffner, Hillsborough	2,276
Avon Park, Highlands	2,203
Defuniak Springs, Walton	2,200
Palm City, Martin	2,192

COVID-19: characteristics of 2,246,756 Florida resident cases

Data through May 14, 2021 verified as of May 15, 2021 at 09:25 AM

Data in this report are provisional and subject to change.

The table below includes the cities and counties of residence for cases in Florida residents based on the patient's ZIP Code. Note that city is not always received as part of the initial notification and may be missing while the case is being investigated.

City and county	Cases
Mulberry, Polk	2,192
Mount Dora, Lake	2,178
Labelle, Hendry	2,142
Destin, Okaloosa	2,115
Chipley, Washington	2,110
Groveland, Lake	2,091
Tavares, Lake	2,065
Starke, Bradford	2,043
Lithia, Hillsborough	2,021
Orange City, Volusia	2,013
Pinecrest, Dade	1,977
Maitland, Orange	1,945
Summerfield, Marion	1,942
Yulee, Nassau	1,908
Wauchula, Hardee	1,891
Palmetto Bay, Dade	1,830
Sebastian, Indian River	1,796
Dania, Broward	1,761
Homosassa, Citrus	1,758
Callahan, Nassau	1,746
Lady Lake, Lake	1,737
Macclenny, Baker	1,715
Ponte Vedra, St. Johns	1,706
Edgewater, Volusia	1,662
Gibsonton, Hillsborough	1,662
Carol City, Dade	1,655
Crystal River, Citrus	1,655
Oldsmar, Pinellas	1,626
Dover, Hillsborough	1,613
Lake Placid, Highlands	1,612
Missing, Dade	1,607
Bonifay, Holmes	1,598
Apollo Beach, Hillsborough	1,594
Mayo, Lafayette	1,588
Coconut Grove, Dade	1,580
Hobe Sound, Martin	1,569
Debary, Volusia	1,558
Florida City, Dade	1,555
Palm Springs, Palm Beach	1,519
Pace, Santa Rosa	1,500
Crossings, Dade	1,493
Sun City Center, Hillsborough	1,483
Dunnellon, Marion	1,464
Atlantic Beach, Duval	1,451
Lake Butler, Union	1,422
Lantana, Palm Beach	1,391
Bellevue, Marion	1,389
North Palm Beach, Palm Beach	1,356
Alachua, Alachua	1,355
Madison, Madison	1,352
Monticello, Jefferson	1,347
Biscayne Park, Dade	1,347
Williston, Levy	1,284
Safety Harbor, Pinellas	1,283
Ellenton, Manatee	1,281
Indiantown, Martin	1,281
South Miami, Dade	1,272
Graceville, Jackson	1,249
Jensen Beach, Martin	1,237

COVID-19: characteristics of 2,246,756 Florida resident cases

Data through May 14, 2021 verified as of May 15, 2021 at 09:25 AM

Data in this report are provisional and subject to change.

The table below includes the cities and counties of residence for cases in Florida residents based on the patient's ZIP Code. Note that city is not always received as part of the initial notification and may be missing while the case is being investigated.

City and county	Cases
Lauderhill, Broward	1,231
Satellite Beach, Brevard	1,221
Lecanto, Citrus	1,213
Newberry, Alachua	1,210
Century, Escambia	1,185
Beverly Hills, Citrus	1,170
Englewood, Charlotte	1,155
Havana, Gadsden	1,143
Hilliard, Nassau	1,132
El Portal, Dade	1,118
Freeport, Walton	1,109
Trenton, Gilchrist	1,108
Wildwood, Sumter	1,100
Wilton Manors, Broward	1,098
Nokomis, Sarasota	1,094
Keystone Heights, Clay	1,065
Key Largo, Monroe	1,060
Blountstown, Calhoun	1,055
Jasper, Hamilton	1,045
Bushnell, Sumter	1,044
Frostproof, Polk	1,038
Lauderdale Lakes, Broward	1,028
Medley, Dade	1,023
Hernando, Citrus	1,010
Wewahitchka, Gulf	1,007
Polk City, Polk	1,006
Mary Esther, Okaloosa	983
Dunnellon, Citrus	975
Sanderson, Baker	962
Fellsmere, Indian River	953
Minneola, Lake	949
Spring Hill, Pasco	940
Shalimar, Okaloosa	932
Fisher Island, Dade	924
Marco Island, Collier	911
Everglades National Park, Dade	910
Port Saint Joe, Gulf	908
Moore Haven, Glades	895
Trinity, Pasco	889
Chiefland, Levy	886
Cocoa Beach, Brevard	884
Sorrento, Lake	883
Thonotosassa, Hillsborough	880
High Springs, Alachua	872
Pahokee, Palm Beach	865
Fort Meade, Polk	862
Fruitland Park, Lake	857
Coleman, Sumter	854
South Bay, Palm Beach	843
Englewood, Sarasota	839
Bristol, Liberty	833
Cross City, Dixie	828
Indialantic, Brevard	827
Glen Saint Mary, Baker	815
Southwest Ranches, Broward	812
Marathon, Monroe	797
Crescent City, Putnam	791
Umatilla, Lake	784
West Melbourne, Brevard	770

COVID-19: characteristics of 2,246,756 Florida resident cases

Data through May 14, 2021 verified as of May 15, 2021 at 09:25 AM

Data in this report are provisional and subject to change.

The table below includes the cities and counties of residence for cases in Florida residents based on the patient's ZIP Code. Note that city is not always received as part of the initial notification and may be missing while the case is being investigated.

City and county	Cases
Interlachen, Putnam	762
Miramar Beach, Walton	759
Lake Alfred, Polk	754
Fort Myers Beach, Lee	751
Chattahoochee, Gadsden	736
Old Town, Dixie	726
Weeki Wachee, Hernando	726
Bowling Green, Hardee	719
Jacksonville, St. Johns	704
Olympia Heights, Dade	704
Uleta, Dade	701
Silver Springs, Marion	693
South Daytona, Volusia	690
Lawtey, Bradford	684
Fort White, Columbia	683
Neptune Beach, Duval	680
Coral, Dade	679
Surfside, Dade	656
Belle Isle, Orange	653
Palm Beach, Palm Beach	652
Gulfport, Pinellas	632
Bronson, Levy	631
Mascotte, Lake	624
Baker, Okaloosa	621
Bunnell, Flagler	618
Clearwater Beach, Pinellas	612
Rotunda West, Charlotte	585
Sneads, Jackson	573
Mims, Brevard	568
Myakka City, Manatee	567
Hawthorne, Alachua	560
Jay, Santa Rosa	555
Oxford, Sumter	548
Dundee, Polk	546
Alva, Lee	542
Cape Canaveral, Brevard	537
Carrabelle, Franklin	535
Oakland, Orange	531
Tavernier, Monroe	527
Ocklawaha, Marion	523
Missing, Volusia	520
Zolfo Springs, Hardee	518
Melbourne Beach, Brevard	517
Citra, Marion	516
Indian Harbour Beach, Brevard	515
Florida State University, Leon	512
Bal Harbour, Dade	509
Sweetwater, Dade	509
Cottondale, Jackson	509
Flagler Beach, Flagler	504
Molino, Escambia	494
Celebration, Osceola	492
Midway, Gadsden	491
Youngstown, Bay	487
Webster, Sumter	484
East Palatka, Putnam	476
Bell, Gilchrist	463
Altha, Calhoun	453
De Leon Springs, Volusia	447

COVID-19: characteristics of 2,246,756 Florida resident cases

Data through May 14, 2021 verified as of May 15, 2021 at 09:25 AM

Data in this report are provisional and subject to change.

The table below includes the cities and counties of residence for cases in Florida residents based on the patient's ZIP Code. Note that city is not always received as part of the initial notification and may be missing while the case is being investigated.

City and county	Cases
Branford, Suwannee	443
Eagle Lake, Polk	443
Apalachicola, Franklin	437
West Miami, Dade	433
Missing, Orange	432
Archer, Alachua	428
Haverhill, Palm Beach	425
Osprey, Sarasota	418
Floral City, Citrus	415
Ave Maria, Collier	413
Chuluota, Seminole	410
Tequesta, Palm Beach	402
Lake Park, Palm Beach	401
Holly Hill, Volusia	397
Centerville, Leon	397
Hastings, St. Johns	396
Pierson, Volusia	385
Grand Island, Lake	383
Grand Ridge, Jackson	380
Raiford, Union	376
Montverde, Lake	370
Gotha, Orange	350
Indian Rocks Beach, Pinellas	349
Malabar, Brevard	348
Hallandale Beach, Broward	347
Alafaya, Orange	345
Bryceville, Nassau	344
Greenville, Madison	339
Satsuma, Putnam	335
Vernon, Washington	335
Fort Mccoy, Marion	331
Kenneth City, Pinellas	331
Elkton, St. Johns	329
Lake Panasoffkee, Sumter	329
Malone, Jackson	322
Sebastian, Brevard	320
Melrose, Putnam	320
Jennings, Hamilton	319
Reddick, Marion	318
Belleair, Pinellas	311
Laurel Hill, Okaloosa	310
Eastpoint, Franklin	310
Anthony, Marion	309
San Antonio, Pasco	309
Geneva, Seminole	306
Morrison, Levy	306
Greenacres, Palm Beach	302
Valparaiso, Okaloosa	301
Westville, Holmes	301
Winter Park, Seminole	301
Lehigh, Lee	296
O Brien, Suwannee	294
Greenwood, Jackson	286
Fern Park, Seminole	283
Kindred, Osceola	280
Ponce De Leon, Holmes	278
South Pasadena, Pinellas	269
Eglin Air Force Base, Okaloosa	267
Inlet Beach, Walton	262

COVID-19: characteristics of 2,246,756 Florida resident cases

Data through May 14, 2021 verified as of May 15, 2021 at 09:25 AM

Data in this report are provisional and subject to change.

The table below includes the cities and counties of residence for cases in Florida residents based on the patient's ZIP Code. Note that city is not always received as part of the initial notification and may be missing while the case is being investigated.

City and county	Cases
Poinciana, Polk	260
University Of Central Fl, Orange	260
Weirsdale, Marion	260
Islamorada, Monroe	259
Sanibel, Lee	257
Edgewood, Orange	252
Fountain, Bay	246
White Springs, Hamilton	245
Cutler Bay, Dade	245
Longboat Key, Manatee	244
Lee, Madison	244
Southport, Bay	241
Saint James City, Lee	238
Gretna, Gadsden	237
Hosford, Liberty	229
Madeira Beach, Pinellas	228
Astatula, Lake	227
Howey-In-The-Hills, Lake	226
Wellborn, Suwannee	226
Lakewood Ranch, Manatee	225
Holt, Okaloosa	223
Juno Beach, Palm Beach	221
Atlantis, Palm Beach	219
Lake Helen, Volusia	219
Lauderdale By The Sea, Broward	219
Babson Park, Polk	218
Holmes Beach, Manatee	215
Mcdavid, Escambia	214
Osteen, Volusia	211
Micanopy, Alachua	209
Bay Harbor Islands, Dade	208
Altoona, Lake	206
Center Hill, Sumter	200
Sopchoppy, Wakulla	199
Zellwood, Orange	199
Azalea Park, Orange	198
Alford, Jackson	194
Mcalpin, Suwannee	192
Bokeelia, Lee	191
The Villages, Lake	188
Viera, Brevard	185
The Villages, Marion	183
Golden Beach, Dade	183
Hypoluxo, Palm Beach	182
Odessa, Pasco	181
Missing, Lee	180
Mangonia Park, Palm Beach	178
Pomona Park, Putnam	177
Summerland Key, Monroe	175
Rocky Point, Hillsborough	172
Oak Hill, Volusia	172
Ponce Inlet, Volusia	169
Paisley, Lake	169
University Of Fl, Alachua	168
University Of Miami, Dade	167
Grant-Valkaria, Brevard	166
Caryville, Washington	163
Lutz, Pasco	163
Bay Lake, Orange	160

COVID-19: characteristics of 2,246,756 Florida resident cases

Data through May 14, 2021 verified as of May 15, 2021 at 09:25 AM

Data in this report are provisional and subject to change.

The table below includes the cities and counties of residence for cases in Florida residents based on the patient's ZIP Code. Note that city is not always received as part of the initial notification and may be missing while the case is being investigated.

City and county	Cases
Sumterville, Sumter	159
Hollister, Putnam	158
Lockhart, Orange	157
Citrus Springs, Citrus	155
Christmas, Orange	153
Big Pine Key, Monroe	152
Hiawassee, Orange	151
Carrollwood, Hillsborough	149
Lady Lake, Sumter	148
San Mateo, Putnam	148
Inglis, Levy	148
West Park, Broward	141
Missing, Pinellas	141
Missing, St. Johns	139
Clair-Mel City, Hillsborough	139
University Of Central Florida, Orange	139
Buena Ventura Lakes, Osceola	136
Lake Hamilton, Polk	136
Baldwin, Duval	135
Cloud Lake, Palm Beach	134
Clarksville, Calhoun	132
Harmony, Osceola	132
Missing, Sumter	131
Apopka, Seminole	131
Hampton, Bradford	131
Kendall, Dade	131
Placida, Charlotte	128
Steinhatchee, Taylor	127
Matlacha, Lee	124
Belleair Beach, Pinellas	124
City Of Sunrise, Broward	124
Seville, Volusia	123
Temple Terrace, Hillsborough	121
Dania Beach, Broward	120
Tierra Verde, Pinellas	120
Lighthouse Point, Broward	120
Sunny Isles Beach, Dade	117
Barry University, Dade	117
Astor, Lake	116
Saint Leo, Pasco	116
Callaway, Bay	116
Dinsmore, Duval	115
Hurlburt Field, Okaloosa	113
Panacea, Wakulla	113
Cedar Key, Levy	113
Bradenton Beach, Manatee	109
Florahome, Putnam	108
Brooker, Bradford	107
Canal Point, Palm Beach	106
Princeton, Dade	106
Lamont, Jefferson	105
Waldo, Alachua	104
Barefoot Bay, Brevard	102
Fruit Cove, St. Johns	101
Tyndall Air Force Base, Bay	100
Kathleen, Polk	99
Florida Gulf Coast Univ, Lee	99
South Fort Myers, Lee	98
University Of South Florida, Hillsborough	97

COVID-19: characteristics of 2,246,756 Florida resident cases

Data through May 14, 2021 verified as of May 15, 2021 at 09:25 AM

Data in this report are provisional and subject to change.

The table below includes the cities and counties of residence for cases in Florida residents based on the patient's ZIP Code. Note that city is not always received as part of the initial notification and may be missing while the case is being investigated.

City and county	Cases
Missing, Lake	97
Bascom, Jackson	96
Ocean Ridge, Palm Beach	95
Lorida, Highlands	94
Crystal Beach, Pinellas	94
Pinetta, Madison	93
Maitland, Seminole	92
Fort Denaud, Hendry	90
F M, Lee	89
Missing, St. Lucie	88
Saint Pete Beach, Pinellas	87
Yalaha, Lake	87
Missing, Marion	85
Boca Grande, Lee	83
Welaka, Putnam	82
Patrick Air Force Base, Brevard	81
Wekiwa Springs, Seminole	80
Eatonville, Orange	80
Palma Ceia, Hillsborough	76
North Venice, Sarasota	76
Miami Springs, Dade	73
Avon Park, Polk	73
Cudjoe Key, Monroe	72
Missing, Duval	72
Campbellton, Jackson	72
Anna Maria, Manatee	71
Ochopee, Collier	71
Missing, Palm Beach	69
Air Mail Facility, Dade	69
Reunion, Osceola	69
Felda, Hendry	68
Georgetown, Putnam	68
Northdale, Hillsborough	68
Stock Island, Monroe	68
Missing, Pasco	67
Greensboro, Gadsden	67
Destin, Walton	66
Treasure Island, Pinellas	64
North Redington Beach, Pinellas	64
Micco, Brevard	60
Duette, Manatee	60
Mexico Beach, Bay	60
Bellview, Escambia	59
Bonita Beach, Lee	59
University Of Tampa, Hillsborough	59
Orlando, Seminole	58
Okahumpka, Lake	58
Singer Island, Palm Beach	57
Walnut Hill, Escambia	57
Lake Suzy, Desoto	57
Highland City, Polk	57
Miami, Broward	56
Ona, Hardee	56
Green Acres, Palm Beach	56
Miromar Lakes, Lee	55
Heathrow, Seminole	54
Enterprise, Volusia	54
Missing, Santa Rosa	54
Naranja, Dade	53

COVID-19: characteristics of 2,246,756 Florida resident cases

Data through May 14, 2021 verified as of May 15, 2021 at 09:25 AM

Data in this report are provisional and subject to change.

The table below includes the cities and counties of residence for cases in Florida residents based on the patient's ZIP Code. Note that city is not always received as part of the initial notification and may be missing while the case is being investigated.

City and county	Cases
Stetson University, Volusia	52
Orlando, Dade	52
Aloma, Orange	52
Town N Country, Hillsborough	52
Intercession City, Osceola	51
Palm Beach Shores, Palm Beach	51
Salt Springs, Marion	51
Terra Ceia, Manatee	50
Florida International Univ, Dade	50
Waverly, Polk	50
Missing, Broward	49
Bayonet Point, Pasco	48
Kenansville, Osceola	47
Cinco Bayou, Okaloosa	47
Eaton Park, Polk	47
Florence Villa, Polk	47
Missing, Hillsborough	46
Ebro, Washington	45
Miami Shores, Dade	45
Village Wellington, Palm Beach	45
Key Colony Beach, Monroe	45
Orlando, Osceola	44
Sewalls Point, Martin	44
Manalapan, Palm Beach	43
North Bay Village, Dade	43
Missing, Seminole	43
Lacoochee, Pasco	43
Gulf Breeze, Escambia	43
Lakeshore, Polk	42
Village Of Wellington, Palm Beach	42
Ridge Manor, Pasco	42
Bradley, Polk	41
Cortez, Manatee	41
Bayshore Gardens, Manatee	41
Sugarloaf Key, Monroe	41
Poinciana, Osceola	41
Saint Johns, Duval	40
Bonaventure, Broward	40
Pine Hills, Orange	40
Florida A And M University, Leon	39
Hialeah Gardens, Dade	39
Davenport, Osceola	39
Westlake, Palm Beach	39
Eloise, Polk	39
Pasadena, Pinellas	39
Univ Of FI Student Dorms, Alachua	39
Jupiter, Martin	38
Ponte Vedra, Duval	38
Highland Beach, Palm Beach	37
Lealman, Pinellas	37
Bay Pines, Pinellas	37
Tice, Lee	37
Lulu, Columbia	37
Orlando, Volusia	37
Orlando, Broward	37
Venus, Highlands	36
Homeland, Polk	36
Palm Shores, Brevard	35
Orlando, Polk	35

COVID-19: characteristics of 2,246,756 Florida resident cases

Data through May 14, 2021 verified as of May 15, 2021 at 09:25 AM

Data in this report are provisional and subject to change.

The table below includes the cities and counties of residence for cases in Florida residents based on the patient's ZIP Code. Note that city is not always received as part of the initial notification and may be missing while the case is being investigated.

City and county	Cases
Pine Castle, Orange	35
Hallandale Beach, Broward	34
Flemington, Marion	34
Siesta Key, Sarasota	34
City Of Westlake, Palm Beach	34
Sydney, Hillsborough	33
Little Torch Key, Monroe	33
Indian Lake Estates, Polk	33
Dowling Park, Suwannee	33
Mcintosh, Marion	32
Kinard, Calhoun	32
Bagdad, Santa Rosa	32
Wekiva Springs, Seminole	32
Alturas, Polk	32
Palmdale, Glades	31
South Palm Beach, Palm Beach	31
Nocatee, Desoto	31
Homosassa Springs, Citrus	31
Saint Marks, Wakulla	30
Westchase, Hillsborough	30
Penney Farms, Clay	30
Missing, Brevard	30
Chokoloskee, Collier	29
Bonita Springs, Collier	29
Archer, Levy	29
Pembroke Park, Broward	29
Missing, Manatee	29
New Smyrna, Volusia	28
Missing, Citrus	28
Missing, Indian River	28
Tangerine, Orange	28
Horseshoe Beach, Dixie	28
Sparr, Marion	28
Long Key, Monroe	27
Caryville, Holmes	27
Florida State, Leon	27
Orange Lake, Marion	27
Balm, Hillsborough	27
Fort Lauderdale, Dade	26
Orlando, Hillsborough	26
Earleton, Alachua	26
Labelle, Glades	26
Paxton, Walton	26
Redington Shores, Pinellas	26
Hawthorne, Putnam	26
South Miami Heights, Dade	25
Pensacola Beach, Santa Rosa	25
Yankeetown, Levy	25
Tioga, Alachua	25
Missing, Monroe	25
Missing, Escambia	25
Goulds, Dade	24
Santa Fe, Alachua	24
Union Park, Orange	24
Wabasso, Indian River	24
Boca Raton, Broward	24
Loughman, Polk	24
Bostwick, Putnam	24
La Crosse, Alachua	24

COVID-19: characteristics of 2,246,756 Florida resident cases

Data through May 14, 2021 verified as of May 15, 2021 at 09:25 AM

Data in this report are provisional and subject to change.

The table below includes the cities and counties of residence for cases in Florida residents based on the patient's ZIP Code. Note that city is not always received as part of the initial notification and may be missing while the case is being investigated.

City and county	Cases
Buckingham, Lee	23
Mango, Hillsborough	22
Kissimmee, Orange	22
Laud-By-The-Sea, Broward	22
Ramrod Key, Monroe	22
Missing, Okaloosa	22
Champions Gate, Polk	22
Florida Dept Of Corrections, Union	22
Wausau, Washington	22
Plymouth, Orange	22
Citrus Ridge, Indian River	22
Crystal Springs, Pasco	22
Branford, Lafayette	22
Mexico Beach, Gulf	22
Florida International University, Dade	22
Sun City, Hillsborough	21
Perdido Key, Escambia	21
Everglades City, Collier	21
Fort Ogden, Desoto	21
Bonifay, Washington	21
Lake Como, Putnam	21
Jensen Beach, St. Lucie	21
Missing, Collier	21
Candler, Marion	21
Parker, Bay	21
Golden Oak, Orange	20
Hollywood, Dade	20
Lowell, Marion	20
Brooksville, Pasco	20
Trenton, Levy	20
Indian River Shores, Indian River	20
Goodland, Collier	20
Nalcrest, Polk	20
High Springs, Gilchrist	19
Maxville, Duval	19
Webster, Hernando	19
Gulf Stream, Palm Beach	19
Babcock Ranch, Lee	19
Miami, Unknown	19
Lake Buena Vista, Orange	19
Orlando, Palm Beach	19
Wildlight, Nassau	19
Forest City, Orange	18
Trilby, Pasco	18
Johns Pass Village, Pinellas	18
West Panama City Beach, Bay	18
Belleair Bluffs, Pinellas	18
Hillsboro Beach, Broward	18
Nichols, Polk	18
Mount Dora, Orange	18
Florida State Univ Admin, Leon	18
Babcock Ranch, Charlotte	18
Lakewood Ranch, Sarasota	18
Tallevast, Manatee	18
Shady Hills, Pasco	17
Hutchinson Island, St. Lucie	17
Missing, Bay	17
Missing, Martin	17
Braden River, Manatee	17

COVID-19: characteristics of 2,246,756 Florida resident cases

Data through May 14, 2021 verified as of May 15, 2021 at 09:25 AM

Data in this report are provisional and subject to change.

The table below includes the cities and counties of residence for cases in Florida residents based on the patient's ZIP Code. Note that city is not always received as part of the initial notification and may be missing while the case is being investigated.

City and county	Cases
Miami Gardens, Broward	17
Lake Monroe, Seminole	17
Graceville, Holmes	17
Hialeah, Broward	17
Daytona Beach Shores, Volusia	17
Deer Island, Lake	17
Wewahitchka, Calhoun	16
Lake City, Suwannee	16
Woodville, Leon	16
Otter Creek, Levy	16
Watersound, Walton	16
Graham, Bradford	16
Suwannee, Dixie	16
Gulf Hammock, Levy	16
Hernando Beach, Hernando	16
White Springs, Columbia	16
Indian Creek Village, Dade	15
Dade City, Hernando	15
Village Of Palmetto Bay, Dade	15
Eau Gallie, Brevard	15
Orlando, Lake	15
Saint Lucie West, St. Lucie	15
Orlando, Pinellas	15
Winter Garden, Lake	15
Murdock, Charlotte	14
Choctaw Beach, Okaloosa	14
Wahneta, Polk	14
Durant, Hillsborough	14
Laurel Hill, Walton	14
Virginia Gardens, Dade	14
Kingsley Lake, Bradford	14
Copeland, Collier	14
Los Angeles, Dade	14
Gonzalez, Escambia	13
Steinhatchee, Dixie	13
Umatilla, Marion	13
Mount Plymouth, Lake	13
Holder, Citrus	13
Elfers, Pasco	13
Roseland, Indian River	13
Grandin, Putnam	13
Long Boat Key, Manatee	13
Orlando, Brevard	13
Saint George Island, Franklin	13
Unknown, Dade	13
Alys Beach, Bay	13
Fort Charlotte, Charlotte	13
Gibsonia, Polk	12
East Lake, Marion	12
Redington Beach, Pinellas	12
Missing, Sarasota	12
Goldenrod, Seminole	12
Captiva, Lee	12
Leisure City, Dade	12
Citrus Hills, Citrus	12
Fanning Springs, Gilchrist	12
Missing, Putnam	12
Naples, Lee	12
Rosemary Beach, Walton	12

COVID-19: characteristics of 2,246,756 Florida resident cases

Data through May 14, 2021 verified as of May 15, 2021 at 09:25 AM

Data in this report are provisional and subject to change.

The table below includes the cities and counties of residence for cases in Florida residents based on the patient's ZIP Code. Note that city is not always received as part of the initial notification and may be missing while the case is being investigated.

City and county	Cases
Pensacola Beach, Escambia	12
Missing, Nassau	11
Cypress, Jackson	11
Greenville, Taylor	11
Day, Lafayette	11
Deerfield Beach, Palm Beach	11
Missing, Polk	11
Sea Ranch Lakes, Broward	11
Telogia, Liberty	10
Missing, Taylor	10
Barberville, Volusia	10
Innovation, Pasco	10
University Park, Manatee	10
Worthington Springs, Union	10
Seacrest, Walton	10
Briny Breezes, Palm Beach	10
Basinger, Okeechobee	10
Perrine, Dade	10
Orlando, Leon	10
Orlando, Duval	10
Haines Creek, Lake	10
Forest City, Seminole	10
Ozona, Pinellas	10
Rubonia, Manatee	10
Ybor City, Hillsborough	9
Lamont, Madison	9
Lloyd, Jefferson	9
Saint Augustine, Duval	9
West Delray Beach, Palm Beach	9
Grant Valkaria, Brevard	9
High Springs, Columbia	9
Nobleton, Hernando	9
Pine Ridge, Citrus	9
Beverly Beach, Flagler	9
Saint Augustine Beach, St. Johns	9
Putnam Hall, Putnam	9
Ferndale, Lake	9
Cottdale, Washington	9
Scottsmoor, Brevard	9
Palma Sola, Manatee	9
Missing, Clay	8
Jerome, Collier	8
Ponce De Leon, Walton	8
Fairfield, Marion	8
Cross Creek, Alachua	8
Indian Shores, Pinellas	8
Missing, Jackson	8
Quail Heights, Dade	8
Palm City, St. Lucie	8
Seybold, Dade	8
White City, Gulf	8
Anastasia Island, St. Johns	8
Salem, Taylor	8
Oneco, Manatee	8
Orange Springs, Marion	8
Weirsdale, Lake	8
Evinston, Alachua	8
Keystone Heights, Bradford	8
Morrison, Marion	7

COVID-19: characteristics of 2,246,756 Florida resident cases

Data through May 14, 2021 verified as of May 15, 2021 at 09:25 AM

Data in this report are provisional and subject to change.

The table below includes the cities and counties of residence for cases in Florida residents based on the patient's ZIP Code. Note that city is not always received as part of the initial notification and may be missing while the case is being investigated.

City and county	Cases
Orlando, Pasco	7
Longboat Key, Sarasota	7
Inglis, Citrus	7
Fernandina, Nassau	7
East Rockland Key, Monroe	7
Missing, Flagler	7
Orange Park, Duval	7
Port Saint John, Brevard	7
Switzerland, St. Johns	7
Maitland, Volusia	7
Aripeka, Pasco	7
Valkaria, Brevard	7
River Ranch, Polk	7
Niceville, Walton	7
Orlando, Alachua	7
Okeechobee, Glades	7
Punta Gorda, Lee	6
Deland, Lake	6
Holt, Santa Rosa	6
Inlet Beach, Bay	6
Missing, Leon	6
Missing, Hernando	6
Orlando, Flagler	6
Orlando, Marion	6
Oklawaha, Marion	6
Shady Grove, Taylor	6
Sunny Hills, Washington	6
Port Salerno, Martin	6
Ridge Manor Estates, Sumter	6
Winter Park, Polk	6
Winderemere, Orange	6
Maitland, Hillsborough	6
Lake Worth, Broward	6
Grove City, Charlotte	6
Coco River, Collier	6
Eglin, Okaloosa	6
Bruce, Holmes	6
Missing, Walton	6
Labelle, Lee	6
Point Washington, Walton	6
Mayport Naval Station, Duval	6
Lake Butler, Bradford	6
Maitland, Osceola	6
Missing, Unknown	6
Bradenton, Sarasota	6
Ocoee, Lake	6
Miramar, Dade	6
Missing, Osceola	6
Duck Key, Monroe	6
Newberry, Gilchrist	6
San Carlos Park, Lee	6
Micosukee, Leon	6
Glenwood, Volusia	6
Clarcona, Orange	6
Orchid, Indian River	6
Okeechobee, Osceola	5
Cape Haze, Charlotte	5
Bayou George, Bay	5
Boynton Beach, Broward	5

COVID-19: characteristics of 2,246,756 Florida resident cases

Data through May 14, 2021 verified as of May 15, 2021 at 09:25 AM

Data in this report are provisional and subject to change.

The table below includes the cities and counties of residence for cases in Florida residents based on the patient's ZIP Code. Note that city is not always received as part of the initial notification and may be missing while the case is being investigated.

City and county	Cases
Fort Lauderdale, Palm Beach	5
Jacksonville Naval Air Station, Duval	5
Okeechobee, Martin	5
Orlando, Manatee	5
Pompano Beach, Palm Beach	5
Passport, Unknown	5
Wakulla Springs, Wakulla	5
Cypress Gardens, Polk	5
Island Grove, Alachua	5
Jonesville, Alachua	5
Missing, Alachua	5
Delray Beach, Broward	5
Alys Beach, Walton	5
Seacrest, Bay	5
Williston, Marion	5
Missing, Highlands	5
Missing, Columbia	5
Ebro, Bay	5
Highland Park, Polk	5
Los Angeles, Broward	5
Westchester, Dade	5
Mid Florida, Seminole	5
Ocean Breeze, Martin	5
Milton, Escambia	5
Jacksonville, Clay	5
Greenville, Jefferson	5
Mayport, Duval	5
Clermont, Polk	5
Pass, Unknown	5
Stuart, St. Lucie	5
Miami, Palm Beach	5
Lake Geneva, Clay	5
Live Oak, Madison	4
Loxahatchee Groves, Palm Beach	4
West Bradenton, Manatee	4
Marina Del Rey, Dade	4
Melrose, Bradford	4
Jacksonville, Dade	4
Arcadia, Hillsborough	4
Lake Harbor, Palm Beach	4
Glen Ridge, Palm Beach	4
Coconut Creek, Palm Beach	4
Orem, Palm Beach	4
Sandestin, Walton	4
Pompano Beach, Dade	4
Bella Collina, Lake	4
Bonnie, Dade	4
El Jobean, Charlotte	4
Marathon Shores, Monroe	4
Hinsdale, Manatee	4
International Service Center, Dade	4
Indian Rock Beach, Pinellas	4
Cape San Blas, Gulf	4
Bowling Green, Polk	4
Plantation Key, Monroe	4
North Miami Beach, Broward	4
Branford, Gilchrist	4
Clewiston, Palm Beach	4
Conch Key, Monroe	4

COVID-19: characteristics of 2,246,756 Florida resident cases

Data through May 14, 2021 verified as of May 15, 2021 at 09:25 AM

Data in this report are provisional and subject to change.

The table below includes the cities and counties of residence for cases in Florida residents based on the patient's ZIP Code. Note that city is not always received as part of the initial notification and may be missing while the case is being investigated.

City and county	Cases
North Fort Myers, Charlotte	4
Sharpes, Brevard	4
Sugarloaf, Monroe	4
Wacissa, Jefferson	4
Lazy Lake, Broward	4
Lamont, Taylor	4
Land O Lakes, Hillsborough	3
Lady Lake, Marion	3
Homeless, Hillsborough	3
Jacksonville , Duval	3
Brooklyn, Broward	3
Ft Pierce, St. Lucie	3
Westville, Walton	3
Orlo Vista, Orange	3
Pembroke Lakes, Broward	3
Milligan, Okaloosa	3
Sorrento, Orange	3
Stuart, Palm Beach	3
University Of Central Fl, Hillsborough	3
Coraopolis, Citrus	3
Champions Gate, Osceola	3
Chicago, Lee	3
Dearborn, Dade	3
Bristol, Calhoun	3
Aventura, Broward	3
Jacksonville, Alachua	3
Marina Del Rey, Broward	3
Monticello, Madison	3
Samoset, Manatee	3
Vernon, Bay	3
Apopka, Lake	3
Crestview, Walton	3
Cross Key, Monroe	3
Fernandina Beach, Duval	3
Fpo, Duval	3
Green Cove Springs, Duval	3
Mayport Naval Housing, Duval	3
Julington Creek, St. Johns	3
Jupiter Island, Martin	3
Kathleen, Pasco	3
Marco Island, Lee	3
Mims, Volusia	3
Miami Beach, Unknown	3
Missing, Washington	3
Ocean Reef Club, Monroe	3
Alford, Washington	3
Altamonte Springs, Orange	3
Port St. Lucie, St. Lucie	3
Orlando, Escambia	3
Pass-A-Grille, Pinellas	3
Winter Park, Volusia	3
Vero Beach, St. Lucie	3
Pp, Dade	3
Woodside, Broward	3
Wimauma, Manatee	3
Brewton, Escambia	3
Apopka, Broward	3
Lanark Village, Franklin	3
Maitland, Polk	3

COVID-19: characteristics of 2,246,756 Florida resident cases

Data through May 14, 2021 verified as of May 15, 2021 at 09:25 AM

Data in this report are provisional and subject to change.

The table below includes the cities and counties of residence for cases in Florida residents based on the patient's ZIP Code. Note that city is not always received as part of the initial notification and may be missing while the case is being investigated.

City and county	Cases
Inverness, Polk	3
Pass, Dade	3
Vero Beach, Brevard	3
Miami Shores, Broward	3
Pineland, Lee	3
Tampa Palms, Hillsborough	3
Tampa, Pinellas	3
Tarpon Springs, Pasco	3
Winter Garden, Seminole	3
Clermont, Orange	3
Ludlum, Dade	3
Laurel, Sarasota	3
West Palm Beach, Broward	3
Wildwood, Marion	3
Village Of Golf, Palm Beach	3
Port Saint Lucie, Martin	3
Palm Coast, Volusia	3
Saint Augusaintine Beach, St. Johns	3
Saint Petersburg, Hillsborough	3
Loxahatchee, Broward	3
Lynbrook, Broward	3
Miami, Orange	3
Lake City, Duval	3
Lakeland, Hillsborough	3
Immokalee, Lee	3
Hallandale Beach, Dade	3
Bradington, Manatee	3
Blountstown, Liberty	3
Blountstown, Jackson	2
Alligator Point, Franklin	2
Crawfordville, Leon	2
Eatonville, Lake	2
Lawtey, Union	2
Lehigh Acres, Dade	2
Miami, Hillsborough	2
Lutz, Pinellas	2
Los Angeles, Okaloosa	2
Louisville, Manatee	2
Orlando, Unknown	2
Phoenix, Lake	2
Opa Locka, Broward	2
None, Dade	2
Navarre, Okaloosa	2
Mount Pleasant, Gadsden	2
Upper Key Largo, Monroe	2
University Of Central Florida, Brevard	2
Seven Springs, Pasco	2
West Villages, Sarasota	2
Zellwood, Lake	2
Lecanto, Marion	2
Lake Helen, Orange	2
Maitland, Leon	2
Melrose, Alachua	2
Fort Pierce, Martin	2
Fort Myers, Collier	2
Doctors Inlet, Clay	2
Bronx, Seminole	2
Bonifay, Jackson	2
Bonnie, Duval	2

COVID-19: characteristics of 2,246,756 Florida resident cases

Data through May 14, 2021 verified as of May 15, 2021 at 09:25 AM

Data in this report are provisional and subject to change.

The table below includes the cities and counties of residence for cases in Florida residents based on the patient's ZIP Code. Note that city is not always received as part of the initial notification and may be missing while the case is being investigated.

City and county	Cases
Bonnie, Sarasota	2
West Palm Beach, Dade	2
Weston, Dade	2
Winter Park, Leon	2
Orlando, Charlotte	2
Palm Springs North, Dade	2
Redland, Dade	2
St John, Broward	2
Olustee, Baker	2
Orlando, Santa Rosa	2
West Point, Lee	2
University Of Central Florida, Broward	2
Saint Teresa, Wakulla	2
Miamt, Dade	2
North Miami, Broward	2
Orlando, Okaloosa	2
Knoxville, Escambia	2
Maitland, Pasco	2
Homeless, Dade	2
Florida Power & Light Co, Dade	2
Amelia City, Nassau	2
Alligator Point, Wakulla	2
Casselberry, Orange	2
Chipley, Jackson	2
Maitland, Lake	2
Killarney, Orange	2
Jan Phyl Village, Polk	2
Hialeah Lakes, Dade	2
Hialeah, Orange	2
Moore Haven, Hendry	2
Naples, Broward	2
Cassadaga, Volusia	2
Fort Walton Beach, Walton	2
Duke Field Air Force Station, Okaloosa	2
Dunnellon, Levy	2
Yalhala, Lake	2
Pp, Unknown	2
Provo, Broward	2
University Of Central Florida, Palm Beach	2
University Of Central Florida, Pinellas	2
Sumatra, Liberty	2
Pensacola, Santa Rosa	2
Tampa, Duval	2
Venice, Dade	2
Winter Springs, Orange	2
Windermere, Hillsborough	2
Pompano Beach, Osceola	2
Port Charlotte, Lee	2
Sand Lake, Orange	2
Swansea, Lee	2
Union, Manatee	2
University Of Central Fl, Seminole	2
At Large, Broward	2
Boys Ranch, Suwannee	2
Eatonville, Polk	2
Okeechobee, Highlands	2
New Port Richey, Hillsborough	2
Miami, Martin	2
Long Beach, Orange	2

COVID-19: characteristics of 2,246,756 Florida resident cases

Data through May 14, 2021 verified as of May 15, 2021 at 09:25 AM

Data in this report are provisional and subject to change.

The table below includes the cities and counties of residence for cases in Florida residents based on the patient's ZIP Code. Note that city is not always received as part of the initial notification and may be missing while the case is being investigated.

City and county	Cases
Labelle, Collier	2
Jena, Taylor	2
Fort Pierce, Brevard	2
Marysville, Dade	2
Lake Clarke Shores, Palm Beach	2
Fl State Univ Student, Leon	2
Defuniak Springs, Okaloosa	2
Cibolo, Orange	2
Claysville, Hernando	2
Crescent Beach, Sarasota	2
Callahan, Duval	2
Tampa, Broward	2
Tarpon Springs, Hillsborough	2
Port Canaveral, Brevard	2
South Miami, Broward	2
Monument, Broward	2
Orlando, St. Lucie	2
Melrose, Clay	2
Longview, Dade	2
Kissimmee, Unknown	2
Jacksonville Naval Hospital, Duval	2
Hosford, Calhoun	2
Dfafs, Okaloosa	2
Wauchula, Desoto	2
Yeehaw, Okeechobee	2
Tampa, Hernando	2
Noma, Holmes	2
Sebring, Desoto	2
Saint Lucie Village, St. Lucie	2
Ormond Beach, Flagler	2
Pembroke Pines, Dade	2
Northport, Sarasota	2
Saint Marys, Nassau	2
Port Saint Lucie, Palm Beach	2
Red Bay, Holmes	2
West Lafayette, Broward	2
Windermere, Lake	2
Woodstock, Lee	2
Sutton, Pasco	2
Tequesta, Martin	2
Town Of Nocatee, St. Johns	2
Fort Lauderdale, Alachua	2
Bay Harbor Islands, Unknown	2
Alachua, Duval	2
Carl Fisher, Dade	2
Cross City, Taylor	2
Inwood, Broward	2
Jupiter, Dade	2
Micanopy, Marion	2
Milford, Lee	1
Missing, Okeechobee	1
Monroe Township, Palm Beach	1
Monroe, Lee	1
Moore Haven, Okeechobee	1
Matawan, Palm Beach	1
Mckinney, Broward	1
Miamc, Dade	1
Lake Butler, Alachua	1
Lakeland, Unknown	1

COVID-19: characteristics of 2,246,756 Florida resident cases

Data through May 14, 2021 verified as of May 15, 2021 at 09:25 AM

Data in this report are provisional and subject to change.

The table below includes the cities and counties of residence for cases in Florida residents based on the patient's ZIP Code. Note that city is not always received as part of the initial notification and may be missing while the case is being investigated.

City and county	Cases
Las Vegas, Palm Beach	1
Ldhl, Broward	1
Longwood, Volusia	1
Leesburg, Seminole	1
Lincoln, St. Lucie	1
Little Neck, Lee	1
Jupiter, St. Lucie	1
Kenilworth, Leon	1
Irvine, Marion	1
Istachatta, Hernando	1
Jacksonville, Orange	1
Jefferson, Dade	1
Jonesboro, Leon	1
Key West, Duval	1
Keys West, Unknown	1
Kingsland, Nassau	1
Knoxville, Bay	1
Homeless, Monroe	1
Homeless, Pinellas	1
Howell, Dade	1
Hudson, Hernando	1
Hoclywsod, Dade	1
Holiday, Pinellas	1
Intrcsion Cty, Osceola	1
Inverness, Marion	1
Indian Rocks Beach, Duval	1
Indiantown, Palm Beach	1
Inglewood, Sarasota	1
Dallas, Hernando	1
Dearborn, Broward	1
Deer Park, Dade	1
Deerfield, Dade	1
Deland, Seminole	1
Carmel, Orange	1
Cedar Springs, Hernando	1
Caracas, Dade	1
Alpharetta, Broward	1
O, Manatee	1
Acworth, Okaloosa	1
Apopka, Clay	1
Asheville, Highlands	1
Astoria, Broward	1
Atmore, Escambia	1
Bartow, Hardee	1
Bel Air, Collier	1
Berryton, Palm Beach	1
Brooklyn, Dade	1
Brooklyn, Lee	1
Bonnie, Broward	1
Boston, Broward	1
Fort Lauderdale, Leon	1
Fort Myers, Sarasota	1
Fort Pierce, Palm Beach	1
Fort White, Clay	1
Erie, Monroe	1
Fisher Island, Unknown	1
Dayton, Lake	1
Daytona Beach, Pinellas	1
East Palatka, Hillsborough	1

COVID-19: characteristics of 2,246,756 Florida resident cases

Data through May 14, 2021 verified as of May 15, 2021 at 09:25 AM

Data in this report are provisional and subject to change.

The table below includes the cities and counties of residence for cases in Florida residents based on the patient's ZIP Code. Note that city is not always received as part of the initial notification and may be missing while the case is being investigated.

City and county	Cases
Eastpoint, Leon	1
Deltona, Seminole	1
Doral, Unknown	1
Downingtown, Broward	1
Downingtown, Hillsborough	1
Dpo, Santa Rosa	1
Garden City, Alachua	1
Gaylord, Orange	1
Gibsonton, Pinellas	1
Goodrich, Charlotte	1
Gotcha, Orange	1
Greensburg, Palm Beach	1
Harpers Ferry, Palm Beach	1
Haines City, Osceola	1
Hernando, Marion	1
Hialeah, Collier	1
Helen, Bay	1
Troy, Manatee	1
Unkn, Duval	1
Topsham, Manatee	1
Sweetwater, Manatee	1
Syracuse, Polk	1
Tallahassee, Dade	1
Tamarac, Dade	1
Tavares, Orange	1
Waipahu, Santa Rosa	1
Ward, Polk	1
Wellborn, Columbia	1
West Apim Beach, Palm Beach	1
Venetian Islands, Dade	1
Yulee, St. Johns	1
Zephyrhills, Hillsborough	1
Winter Garden, Duval	1
Woodbine, Nassau	1
West Yarmouth, St. Lucie	1
Rileyville, Flagler	1
Saint Joseph, Volusia	1
Russellville, Bay	1
Sagamore Beach, Charlotte	1
Saint Augustine, Broward	1
Saint Cloud, Palm Beach	1
Prattville, Hillsborough	1
Prestonsburg, Bay	1
Quincy, Jackson	1
Rapid City, Broward	1
Petersburg, Manatee	1
Piasa, Putnam	1
Saint Petersburg, Polk	1
San Antonio, Orange	1
Shirley, Flagler	1
Seminole, Leon	1
Suitland, Volusia	1
Sunbright, Palm Beach	1
Oakland, Lee	1
Oldsmar, Hillsborough	1
Olean, Alachua	1
North Palm Beach, Orange	1
Missing, Levy	1
Myakka City, Sarasota	1

COVID-19: characteristics of 2,246,756 Florida resident cases

Data through May 14, 2021 verified as of May 15, 2021 at 09:25 AM

Data in this report are provisional and subject to change.

The table below includes the cities and counties of residence for cases in Florida residents based on the patient's ZIP Code. Note that city is not always received as part of the initial notification and may be missing while the case is being investigated.

City and county	Cases
New Middletown, Hillsborough	1
New Port Richey, Pinellas	1
Newberry, Marion	1
Newtown, Lake	1
Palmetto Bay, Palm Beach	1
Palmetto, Pasco	1
Parma, Manatee	1
Pass-A-Grille Beach, Pinellas	1
Other, Dade	1
Pembroke Pines, Orange	1
Pensacola, Sumter	1
Perth Amboy, Hillsborough	1
Powell, Lee	1
Randolph, Orange	1
Rivera Beach, Palm Beach	1
Paducah, Manatee	1
Orlando, Jackson	1
Orlando, Lee	1
Panama City, Unknown	1
Ocala, Citrus	1
Ocoee, Unknown	1
Odessa, Dade	1
Nantucket, Palm Beach	1
New Vernon, Palm Beach	1
Oldsray, Manatee	1
Newberry, Levy	1
Saint Augustine, Flagler	1
Port Orange, Brevard	1
Seffener, Hillsborough	1
Seminole, Lee	1
Sanford, Orange	1
Saint Petersburg, Charlotte	1
Stratford, Broward	1
South Hempstead, Alachua	1
Summerfield, Unknown	1
Sunrise, Dade	1
Tallahassee, Madison	1
Tallahassee, Pinellas	1
Windermere, Volusia	1
Wtixrat, Dade	1
White Plains, Broward	1
Whites Creek, Leon	1
University Of Central Florida, Lee	1
Trenton, Dixie	1
Toms River, Lee	1
Tourist, Dade	1
Watersound, Bay	1
Vero Beach, Unknown	1
Unk, Duval	1
Ventura, Orange	1
Dover, Lee	1
Davenport, Lake	1
Dayton, Citrus	1
Dayton, Orange	1
Dearborn Heights, Hillsborough	1
Edgewood, Broward	1
Elkton, Putnam	1
Cincinnati, Dade	1
Chesterfield, Broward	1

COVID-19: characteristics of 2,246,756 Florida resident cases

Data through May 14, 2021 verified as of May 15, 2021 at 09:25 AM

Data in this report are provisional and subject to change.

The table below includes the cities and counties of residence for cases in Florida residents based on the patient's ZIP Code. Note that city is not always received as part of the initial notification and may be missing while the case is being investigated.

City and county	Cases
Carteret, Polk	1
Connellsville, Highlands	1
Armstrong, St. Johns	1
Atl, Brevard	1
Alva, Escambia	1
Andalusia, Escambia	1
Arcadia, Highlands	1
Baker, Santa Rosa	1
Belleville, Palm Beach	1
Belmont, Santa Rosa	1
Blountstown, Broward	1
Bronson, Alachua	1
Brooker, Alachua	1
Brandon, Pinellas	1
Bradenton, Clay	1
Bonita, Lee	1
Bocaraten, Palm Beach	1
Hudson, Pinellas	1
Indian Rock Beach, Palm Beach	1
Hoosick Falls, Broward	1
Interlachen, Duval	1
Kaclsonville, Duval	1
Kechi, Orange	1
Fort Myers, Broward	1
Floral, Okaloosa	1
Forestville, Volusia	1
Gainesville, Okaloosa	1
Hiialeahgardens, Dade	1
Hiram, Leon	1
Greenbrier, Bay	1
Greenville, Palm Beach	1
Groveland, Orange	1
Kure Beach, Monroe	1
Lakeland, Palm Beach	1
Leesburg, Broward	1
Longwood, Broward	1
Lucedale, St. Lucie	1
Macclenny, Duval	1
Mantua, Broward	1
Jacksonville, Nassau	1
Mexico, Orange	1
Miami Gardens, Unknown	1
Middletown, Osceola	1
Mayaguez, Dade	1
Monroe, Hillsborough	1
Missing, Gilchrist	1
Orlando, Walton	1
Oviedo, Lake	1
Orlando, St. Johns	1
Ocala, Duval	1
Orem, Dade	1
Orlando, Citrus	1
Orlando, Collier	1
Orlando, Hernando	1
Morrisville, Palm Beach	1
Myrtle Beach, Broward	1
Nashville, Palm Beach	1
North Brunswick, St. Lucie	1
North Grafton, Dade	1

COVID-19: characteristics of 2,246,756 Florida resident cases

Data through May 14, 2021 verified as of May 15, 2021 at 09:25 AM

Data in this report are provisional and subject to change.

The table below includes the cities and counties of residence for cases in Florida residents based on the patient's ZIP Code. Note that city is not always received as part of the initial notification and may be missing while the case is being investigated.

City and county	Cases
Notrealville, Polk	1
St Cloud, Orange	1
St Helena Is, Dade	1
Rye, Palm Beach	1
Saint Petersburg, Bay	1
Plantation, Leon	1
Pooler, Broward	1
Pensacola, Dade	1
Panomo City, Bay	1
Parrish, Sarasota	1
Ridgewood, Lee	1
Roayl Palm Beach, Palm Beach	1
Roseville, Broward	1
Punta Gorda, Sarasota	1
Putnam, Putnam	1
Tinley Park, Manatee	1
Twentynine Palms, Broward	1
Vernon, Walton	1
Unknown, Manatee	1
Venezuela, Unknown	1
Waukesha, Volusia	1
Whippany, Volusia	1
Wilmington, Charlotte	1
Windermere, Alachua	1
Winfield, Hillsborough	1
Winter Garden, Unknown	1
Winter Park, Brevard	1
Xifamk, Dade	1
Buffalo, Dade	1
Canton, Duval	1
Brunswick, Polk	1
Bryceville, Duval	1
Bradentom, Manatee	1
Bradenton, Lee	1
Boca Raton, Dade	1
Boca Raton, Madison	1
Bogota, Unknown	1
Bal Harbour, Broward	1
Atlanta, Walton	1
Attalla, Broward	1
Auburn, Palm Beach	1
Autaugaville, Broward	1
Apopka, Volusia	1
Alachua, Suwannee	1
Alafaya, Broward	1
Alafaya, Pinellas	1
Crestview, Broward	1
Clearwater, Leon	1
Charlotte, Alachua	1
Crystal River, Marion	1
Dade City, Unknown	1
Dalecity, Okaloosa	1
Daytona Beach, Orange	1
Deerfield Beach, Polk	1
Dona Vista, Lake	1
East Setauket, Palm Beach	1
El Dorado, Palm Beach	1
Fayetteville, Broward	1
Fellsmere, Brevard	1

COVID-19: characteristics of 2,246,756 Florida resident cases

Data through May 14, 2021 verified as of May 15, 2021 at 09:25 AM

Data in this report are provisional and subject to change.

The table below includes the cities and counties of residence for cases in Florida residents based on the patient's ZIP Code. Note that city is not always received as part of the initial notification and may be missing while the case is being investigated.

City and county	Cases
Florida City, Unknown	1
Fort Lauderdale, Collier	1
Fort Myers, Alachua	1
Fleming Island, Duval	1
Glen Saint Mary, Duval	1
Golf, Palm Beach	1
Gainesville, Levy	1
Greensboro, Leon	1
Great Neck, Dade	1
Jacksonville, Baker	1
Jacksonville, Marion	1
Jupiter Inlet, Palm Beach	1
Holiday, Hillsborough	1
Immokalee, Walton	1
Lake Forest, Collier	1
Key West, Palm Beach	1
Kilgore, Dade	1
Land O Lakes, Unknown	1
Lawton, Okaloosa	1
Levittown, Palm Beach	1
Lima, Manatee	1
Lima, Volusia	1
Maccleenny, Dixie	1
Madison, Jefferson	1
Maitland, Collier	1
Merrick, Palm Beach	1
Metter, Manatee	1
Miami, Osceola	1
Miamiardens, Unknown	1
Miamksaohes, Dade	1
Mokena, Lee	1
Indianapolis, Lee	1
Jupiter, Pinellas	1
Kansas City, Palm Beach	1
Los Angeles, Orange	1
Maitland, Palm Beach	1
Lake In The Hills, Broward	1
Litchfield Park, Monroe	1
Littleton, St. Johns	1
Milford, Bay	1
Milford, Unknown	1
Marianna, Leon	1
Marianna, Washington	1
Mary Esther, Hillsborough	1
Melbourne, Volusia	1
Mattoon, Lee	1
Newaygo, Charlotte	1
North Port, Charlotte	1
Opa Locka, Orange	1
Missing, Franklin	1
Na, Dade	1
Naples, Unknown	1
New Canaan, Dade	1
Eureka, Flagler	1
Evansville, Citrus	1
Denton, Broward	1
Destin, Bay	1
Dpo, Dade	1
Crescent City, Marion	1

COVID-19: characteristics of 2,246,756 Florida resident cases

Data through May 14, 2021 verified as of May 15, 2021 at 09:25 AM

Data in this report are provisional and subject to change.

The table below includes the cities and counties of residence for cases in Florida residents based on the patient's ZIP Code. Note that city is not always received as part of the initial notification and may be missing while the case is being investigated.

City and county	Cases
Commerce Township, Manatee	1
Crawfordville, Alachua	1
Fort Lauderdale, Lee	1
Fort Myers, Polk	1
Fort Worth, Broward	1
Franklin, Orange	1
Frostproof, Highlands	1
Gainesville, Palm Beach	1
Gainesville, Santa Rosa	1
Glens Falls, Broward	1
Gwynn Oak, Polk	1
Brewster, Palm Beach	1
Brownsville, Escambia	1
Bryant, Palm Beach	1
Bonnie, St. Johns	1
Clearwater, Hillsborough	1
Coal City, Pasco	1
Celebration, Orange	1
Chicago, Broward	1
Austin, Dade	1
Apo, Collier	1
Big Torch Key, Monroe	1
Black, Holmes	1
Boca Raton, Lee	1
8852 Teacher Ln, Pasco	1
Addison, Pasco	1
Apopka, Citrus	1
Apopka, Hillsborough	1
Arabi, Orange	1
Unknown, Duval	1
Upland, Manatee	1
Valrico, Polk	1
Tampa, Citrus	1
Temple, Palm Beach	1
Surfside Beach, Orange	1
Sun City Center, Lee	1
Saint Charles, Orange	1
Saint Petersburg, Duval	1
Saint Petersburg, Manatee	1
St Peterburg, Orange	1
Staten Island, Broward	1
Stiamk, Dade	1
Summerdale, Escambia	1
Scottsdale, Brevard	1
Scottsdale, Palm Beach	1
Pittsburgh, Alachua	1
Playa Del Rey, Palm Beach	1
Plymouth, Pasco	1
Port Saint Lucie, Marion	1
Roswell, Bay	1
Royal Palm, Palm Beach	1
Ruskin, Dade	1
Ruskin, Manatee	1
Pensacola Naval Hospital, Escambia	1
Oviedo, Orange	1
Pace, Escambia	1
Painted Post, Pasco	1
Palatka, Marion	1
Winnetka, Dade	1

COVID-19: characteristics of 2,246,756 Florida resident cases

Data through May 14, 2021 verified as of May 15, 2021 at 09:25 AM

Data in this report are provisional and subject to change.

The table below includes the cities and counties of residence for cases in Florida residents based on the patient's ZIP Code. Note that city is not always received as part of the initial notification and may be missing while the case is being investigated.

City and county	Cases
Winter Garden, Osceola	1
Winter Haven, Leon	1
Winter Haven, Osceola	1
Winter Park, Duval	1
Winter Park, Palm Beach	1
Winter Springs, Polk	1
Youngstown, Washington	1
West Hollywood, Broward	1
Wakefield, Broward	1
Waverly, Duval	1
Wabasha, Clay	1
Wekiwa Springs, Orange	1
Wildwood, Lee	1
Willington, Lee	1
Plant City, Hendry	1
Plant City, Pinellas	1
Plantation, Unknown	1
Richmond Heights, Dade	1
Ridge Manor, Hernando	1
Riverview, Pinellas	1
Rochester, Lee	1
Rosemary Beach, Bay	1
Saint Cloud, Orange	1
Ponce, Orange	1
Port Saint Lucie, Duval	1
Pound Ridge, Leon	1
Orlando, Highlands	1
Orem, Nassau	1
Olando, Orange	1
Parlin, Broward	1
Summerville, Dade	1
Tallahassee, Escambia	1
Telluride, Lee	1
Tinley Park, Lee	1
University Of Central Fl, Dade	1
Stockbridge, Leon	1
Sullivans Island, Dade	1
Tampa, Lee	1
Tampa, Polk	1
Saint Petersburg, Dade	1
San Juan, Osceola	1
San Pedro Sula, Dade	1
Sandy, Duval	1
Southampton, Palm Beach	1
South Otselic, Dade	1
Sevierville, Dade	1
West Lafayette, Desoto	1
West Simsbury, Collier	1
Winter, Pinellas	1
Windermere, Polk	1
Winter Park, Lake	1
Wayne, Dade	1
Downers Grove, St. Lucie	1
Export, Palm Beach	1
Fort Myers, Lake	1
Felda, Palm Beach	1
Flagler Beach, Volusia	1
Flora, Lee	1
Fruitland Park, Sumter	1

COVID-19: characteristics of 2,246,756 Florida resident cases

Data through May 14, 2021 verified as of May 15, 2021 at 09:25 AM

Data in this report are provisional and subject to change.

The table below includes the cities and counties of residence for cases in Florida residents based on the patient's ZIP Code. Note that city is not always received as part of the initial notification and may be missing while the case is being investigated.

City and county	Cases
Gainesville, Marion	1
Gastonia, Polk	1
Fresno, Pasco	1
Green, Clay	1
Greensburg, Orange	1
Greenville, Monroe	1
Groveland, Broward	1
Gulf Shores, Escambia	1
Clearwater, Highlands	1
Columbia, Orange	1
Coral Gables, Unknown	1
Crestview, Dade	1
Dade City, Polk	1
Darien, Pasco	1
Delrey Beach, Palm Beach	1
Arcadia, Charlotte	1
Aspen, Palm Beach	1
Atl, Broward	1
Atlanta, Broward	1
Aurburndale, Polk	1
Aventura, Unknown	1
Azalea Park, Sarasota	1
Biscayne Park, Broward	1
Alpharetta, Alachua	1
Apalachicola, Leon	1
Brooksville, Columbia	1
Bryn Mawr, Collier	1
Canfield, Duval	1
Naugatuck, Lee	1
Myakka, Duval	1
Newport Beach, Palm Beach	1
North Adams, Manatee	1
North Little Rock, Palm Beach	1
Northville, Broward	1
Ocala, Indian River	1
Ocoee, Broward	1
Ocoee, Polk	1
New Vernon, Sarasota	1
New York, Broward	1
Missing, Hendry	1
Missing, Baker	1
Milford, Palm Beach	1
Minneapolis, Broward	1
Hilliard, Dade	1
Hollywood, Leon	1
Homestead, Monroe	1
Humble, Broward	1
Harrison, Dade	1
Havanna, Gadsden	1
Jacksonville, Flagler	1
Jacksonville, Palm Beach	1
Johns Island, Wakulla	1
Knoxville, Duval	1
Lake City, Volusia	1
Maitland, Unknown	1
Matlacha Island, Lee	1
Melbourne, Dade	1
Melbourne, Orange	1
Miami Beach, Palm Beach	1

COVID-19: characteristics of 2,246,756 Florida resident cases

Data through May 14, 2021 verified as of May 15, 2021 at 09:25 AM

Data in this report are provisional and subject to change.

The table below includes the cities and counties of residence for cases in Florida residents based on the patient's ZIP Code. Note that city is not always received as part of the initial notification and may be missing while the case is being investigated.

City and county	Cases
Miami Granders, Dade	1
Los Angeles, Polk	1
Lakeland, Pasco	1
Conifer, Lee	1
Clarksboro, Lee	1
Chipley, Holmes	1
Celebration, Palm Beach	1
Chattanooga, Dade	1
Elbow Lake, Palm Beach	1
Dunellen, Dade	1
Eatonville, Seminole	1
Diamond, Highlands	1
Doral, Broward	1
Cutler Bay, Broward	1
Dale City, Dade	1
Daniel Island, Bay	1
Boston, Dade	1
Brewster, Volusia	1
Bryn Mawr, Palm Beach	1
Burkeville, Brevard	1
Camden Wyoming, Duval	1
Boca Raton,, Palm Beach	1
Bear Grass, Palm Beach	1
Azalea Park, Osceola	1
Altamonte, Orange	1
Alva, Collier	1
Amelia Village, Nassau	1
Allentown, Putnam	1
Apple Creek, Citrus	1
Barefoot Beach, Lee	1
Battle Creek, Manatee	1
Avon, Manatee	1
Aventura, Osceola	1
Fortwalton Beach, Okaloosa	1
Garland, Orange	1
Fort Denaud, Glades	1
Fort Meyers, Lee	1
FI State Lot, Leon	1
Flamingo Lodge, Dade	1
Fairless Hills, Broward	1
Everett, Dade	1
Homer, Escambia	1
Havana, Leon	1
Hialeah, Unknown	1
Hickory, Lee	1
Longwood, Orange	1
Lehigh Cares, Lee	1
Live Oak, Columbia	1
Loganville, Orange	1
Lake Mary, Lake	1
Lansdale, Lake	1
Lapeer, Manatee	1
Jeffersonville, Broward	1
Oviedo, Leon	1
Old Town, Gilchrist	1
Opa Locka, Polk	1
Orem, Sarasota	1
Ocean City, Broward	1
Newtown, Dade	1

COVID-19: characteristics of 2,246,756 Florida resident cases

Data through May 14, 2021 verified as of May 15, 2021 at 09:25 AM

Data in this report are provisional and subject to change.

The table below includes the cities and counties of residence for cases in Florida residents based on the patient's ZIP Code. Note that city is not always received as part of the initial notification and may be missing while the case is being investigated.

City and county	Cases
Miami, Charlotte	1
Miamii, Dade	1
Miami Garden, Unknown	1
Middleburg, Duval	1
Midland, Osceola	1
Missing, Hamilton	1
Missing, Wakulla	1
Monterey, Broward	1
Mumford, Manatee	1
N/A, Duval	1
Naples, Alachua	1
San Antonio, Dade	1
Sanford, Palm Beach	1
Sebastian, Lake	1
Ridgewood, Broward	1
Riverview, Manatee	1
Rochester, Broward	1
Roseland, Palm Beach	1
Republic, Monroe	1
Richmond, Palm Beach	1
Russellville, Hillsborough	1
Saint Augustine, Okaloosa	1
Ponte Vedra Beach, Orange	1
Port Orange , Volusia	1
Port Saint Lucie, Indian River	1
Porter Ranch, Dade	1
Raiford, Bradford	1
Pompano Beach, Alachua	1
University Of Central Fl, Pasco	1
Westerville, Hillsborough	1
Windermere, Okaloosa	1
Winter Garden, Hillsborough	1
Wilton Manors, Dade	1
Wilbur By The Sea, Volusia	1
Willowbrook, Lee	1
Wilmington, Pasco	1
Village Of Palm Springs, Palm Beach	1
Virginia Beach, Alachua	1
Wayne, Palm Beach	1
Webster, Pasco	1
Wekiva Springs, Orange	1
Union City, Bradford	1
Steinhatchee, Alachua	1
Tower Lakes, Lee	1
Tallahassee, Wakulla	1
Tampa, Escambia	1
Tampa, Manatee	1
Tangerine, Lake	1
Woodland Hills, Brevard	1
Youngstown, Calhoun	1
Yulee, Duval	1
Palm Coast, Duval	1
Orlando, Union	1
Ovido, Seminole	1
Oxford, Palm Beach	1
Opalocka, Dade	1
North Canton, Palm Beach	1
Oakland, Leon	1
Ocala, Alachua	1

COVID-19: characteristics of 2,246,756 Florida resident cases

Data through May 14, 2021 verified as of May 15, 2021 at 09:25 AM

Data in this report are provisional and subject to change.

The table below includes the cities and counties of residence for cases in Florida residents based on the patient's ZIP Code. Note that city is not always received as part of the initial notification and may be missing while the case is being investigated.

City and county	Cases
Okeechobee, St. Lucie	1
Miami, Collier	1
Miami, St. Lucie	1
Marshall, Palm Beach	1
New Richmond, Volusia	1
Steinhatchee, Madison	1
Spring Park, Alachua	1
South Burlington, Orange	1
Sarasota, Charlotte	1
Sarasota, Hillsborough	1
Shannon, Collier	1
Soddy Daisy, Broward	1
Soldotna, Broward	1
Saint Cloud, Lee	1
Saint Johns, Orange	1
San Antonio, Sarasota	1
Sanford, Volusia	1
Rio Dell, Volusia	1
Rochelle, Volusia	1
Port Saint Lucie, Orange	1
Princeton, Alachua	1
Provincetown, Collier	1
Panama City, Walton	1
Perry, Leon	1
Perth Amboy, Monroe	1
Winter Park, Osceola	1
Wood River, Polk	1
Worcester, Palm Beach	1
Wheaton, Lee	1
Wilmington, Broward	1
Wesley Chapel, Alachua	1
Umatilla, Alachua	1
University Of Central Florida, Monroe	1
Tampa, Volusia	1
Tangerine, Seminole	1
Tamarac, Seminole	1
Virginia Beach, Hernando	1
Waco, Broward	1
Washington, Broward	1
Tewksbury, Orange	1
Toms River, Dade	1
Winter Park, Alachua	1
Bronx, Broward	1
Carol Stream, Orange	1
Castleberry, Escambia	1
Buffalo, Palm Beach	1
Bryant, Alachua	1
Alanson, Bay	1
Aollywoss, Dade	1
Apo, Pasco	1
Apopka, Flagler	1
Belleair, Hillsborough	1
Bohealia, Lee	1
Blowing Rock, Polk	1
Dorchester, Orange	1
Estero, Collier	1
Fanning Springs, Levy	1
Felton, Manatee	1
Deland, Polk	1

COVID-19: characteristics of 2,246,756 Florida resident cases

Data through May 14, 2021 verified as of May 15, 2021 at 09:25 AM

Data in this report are provisional and subject to change.

The table below includes the cities and counties of residence for cases in Florida residents based on the patient's ZIP Code. Note that city is not always received as part of the initial notification and may be missing while the case is being investigated.

City and county	Cases
Cumberland, Palm Beach	1
Dade City, Hillsborough	1
Dallas, Lee	1
De Leon Springs, Putnam	1
Dearborn, Lee	1
Clear Brook, Lee	1
Charlotte, Pasco	1
Crestview, Holmes	1
College Station, Lake	1
Columbus, Brevard	1
Cookeville, Seminole	1
Cooksville, Duval	1
Fort Myers, Dade	1
Floral, Escambia	1
Gainesville, Baker	1
Gilmer, Dade	1
Grassy Key, Monroe	1
Haledon, Dade	1
Jacksonville, Manatee	1
Jamaica, Broward	1
Kingsland, Duval	1
Kissimmee, Brevard	1
Haverford, Hillsborough	1
Herrin, Orange	1
Jersey City, Polk	1
Miamf, Dade	1
Miami G, Dade	1
Marianna, Calhoun	1
Los Angeles, Palm Beach	1
Lyndhurst, Broward	1
Magnolia Square, Osceola	1
Maitland, Alachua	1
Labelle, Dade	1
Lake In The Hills, Columbia	1
Lake Placid, Alachua	1
Lake Worth Beach, Broward	1
Lemoyme, Manatee	1
Lawrence Township, Palm Beach	1
Lander, Citrus	1
Las Vegas, Orange	1
Zolfo Springs, Polk	1
Westbrook, Dade	1
Wichita, Volusia	1
Winder Garden, Orange	1
Windermere, Leon	1
Windermere, Osceola	1
Windermere, Seminole	1
Winter Garden, Broward	1
Wells, Polk	1
Winter Garden, Pinellas	1
Yukon, Broward	1
Winter Park, Broward	1
Sun City Center, Hardee	1
Spring Hill , Hernando	1
Spring Hill, Dade	1
Starke, Clay	1
Stone Mountain, Palm Beach	1
Shelton, Manatee	1
Sodus, Charlotte	1

COVID-19: characteristics of 2,246,756 Florida resident cases

Data through May 14, 2021 verified as of May 15, 2021 at 09:25 AM

Data in this report are provisional and subject to change.

The table below includes the cities and counties of residence for cases in Florida residents based on the patient's ZIP Code. Note that city is not always received as part of the initial notification and may be missing while the case is being investigated.

City and county	Cases
Sarasota, Flagler	1
Saxis, Lee	1
Schenectady, Polk	1
Sebring, Lee	1
Washington, Unknown	1
Tulsa, Orange	1
Tiffin, Highlands	1
Tallahassee, Duval	1
Tampa, Palm Beach	1
Tavares, Marion	1
Temple Terrace, Pasco	1
Navarre, Dade	1
New Orleans, Palm Beach	1
Newark, Broward	1
Newburgh, Bay	1
Orange City, Seminole	1
Orange Park , Duval	1
Orem, Broward	1
Orlando, Columbia	1
Orlando, Indian River	1
Orlando, Sarasota	1
Old Town, Alachua	1
Omaha, Palm Beach	1
Ona, Manatee	1
Ocoee, Osceola	1
Okeechobee, Broward	1
North Pole, Seminole	1
North Port, Lee	1
Plantation, Orange	1
Pompano Beach, Martin	1
Potomac, Palm Beach	1
Port Everglades, Broward	1
Oviedo, Brevard	1
Pacifica, Dade	1
Parker, Dade	1
Parker, Leon	1
Palm Coast, Polk	1
Saint Petersburg, St. Lucie	1
Sandford, Seminole	1
Saint Johns, Unknown	1
Rye, Duval	1
Rex, Duval	1
Littleton, Dade	1
Los Angeles, Hardee	1
Macdill Air Force Base, Hillsborough	1
Manchester, Okaloosa	1
Margate, Dade	1
Marshall, Dade	1
Medford, Palm Beach	1
Miami, Manatee	1
Miami Beach, Broward	1
Middlesburg, Duval	1
Lewisburg, Pasco	1
Leesburg, Marion	1
Lake City, Hamilton	1
La Grange, Dade	1
Harrison, Pinellas	1
Holly Ridge, Orange	1
Homeless, Polk	1

COVID-19: characteristics of 2,246,756 Florida resident cases

Data through May 14, 2021 verified as of May 15, 2021 at 09:25 AM

Data in this report are provisional and subject to change.

The table below includes the cities and counties of residence for cases in Florida residents based on the patient's ZIP Code. Note that city is not always received as part of the initial notification and may be missing while the case is being investigated.

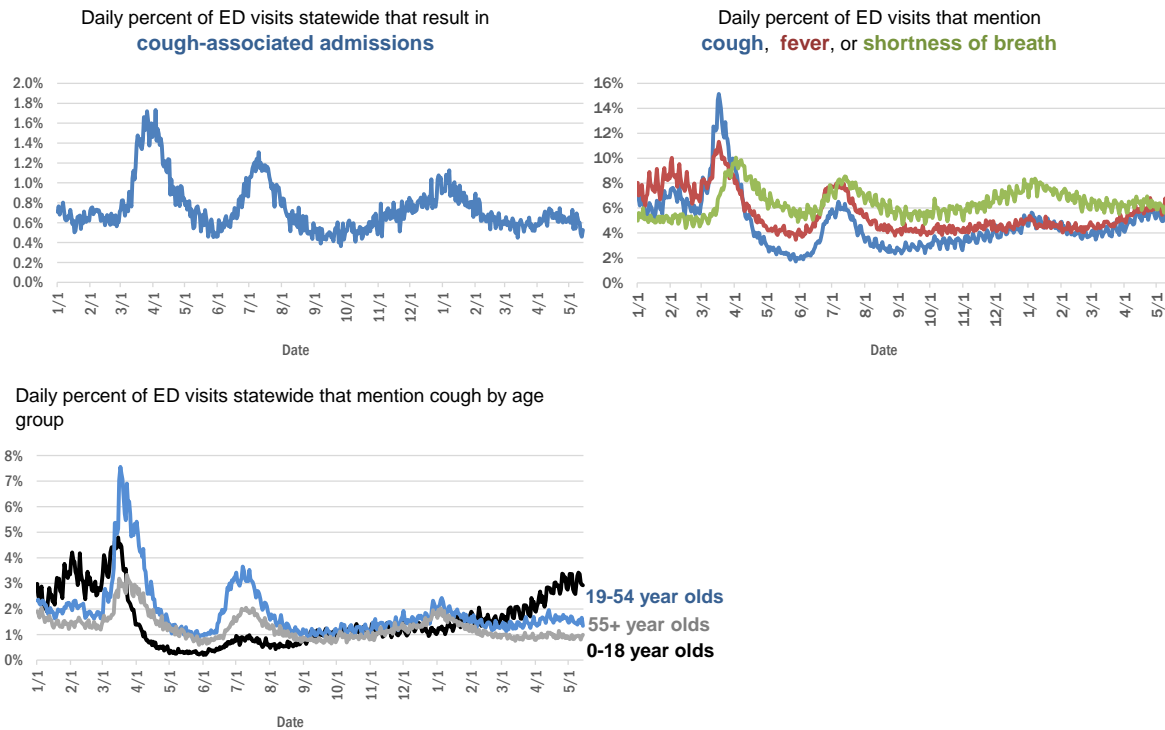
City and county	Cases
Homosassa, Hernando	1
Homossassa, Citrus	1
Jerusalem, St. Johns	1
Foley, Escambia	1
Granada Hills, Broward	1
Guilford, Dade	1
Fort Myers, Manatee	1
Fort Myers, Unknown	1
Fort Myers-, Lee	1
Gainesville, Duval	1
Cuttler Bay, Dade	1
Cypress, Leon	1
Deland, St. Lucie	1
Deltona, Orange	1
Davenport, Orange	1
Daytona Beach, Unknown	1
East Hampton, Palm Beach	1
Altoona, Marion	1
Argyle, Walton	1
Athens, Duval	1
Bogota, Orange	1
Bal Harbor, Dade	1
Bridgeport, Dade	1
Bronx, Palm Beach	1
Bradenton, Dade	1
Bradenton, Osceola	1
Cambridge, Broward	1
Clermont, Seminole	1
Clermont, Volusia	1
Clewiston, Glades	1
Coconut Creek, Dade	1
Columbus, Dade	1
Conway, Leon	1
Coventry, Broward	1
Total	2,246,756

COVID-19: additional surveillance information

Data through May 14, 2021 verified as of May 15, 2021 at 09:25 AM

Data in this report are provisional and subject to change.

Statewide emergency department (ED) chief complaint and admission data



The Electronic Surveillance System for the Early Notification of Community-Based Epidemics (ESSENCE-FL) includes chief complaint data from 211 of 211 Florida EDs. Data are transmitted electronically to ESSENCE-FL daily or hourly.

COVID-19: testing by laboratory

Data through May 14, 2021 verified as of May 15, 2021 at 09:25 AM

Data in this report are provisional and subject to change.

The numbers in the table below represent the number of Florida and non-Florida residents for whom test results were received by the Department of Health. A person can be tested by more than one laboratory and can have both positive and negative results. **Therefore, the sum of the numbers in each column will be larger than the total number of people tested.**

Reporting lab	Inconclusive	Negative	Positive	Percent positive	Total
CURATIVE LABS	16,736	1,846,552	287,635	13%	2,150,923
LABORATORY CORPORATION OF AMERICA	2,678	1,727,650	233,686	12%	1,964,014
QUEST DIAGNOSTICS	12,545	1,445,850	211,408	13%	1,669,803
BIO REFERENCE LABORATORIES, INC	7,571	994,505	191,376	16%	1,193,452
HELIX	10,946	790,837	136,668	15%	938,451
REALTOX LABS LLC	7,093	635,191	104,212	14%	746,496
NOMI_HEALTH	3,772	619,390	83,733	12%	706,895
RCA LABORATORY SERVICES, LLC/GENETWORX		517,601	57,516	10%	575,117
PALM BEACH BALLPARK		428,644	48,144	10%	476,788
GENETWORX	661	390,596	33,004	8%	424,261
PWNHEALTH	2,419	356,391	48,802	12%	407,612
CDR MAGUIRE - HEALTH CARE CENTER		338,620	51,564	13%	390,184
IMPACT HEALTH BIOMETRIC TESTING, INC	1,055	240,490	28,920	11%	270,465
BPHL-JACKSONVILLE	18	209,374	35,772	15%	245,164
EAST FLORIDA STATE COLLEGE - BREVARD		212,886	26,986	11%	239,872
ADVENTHEALTH LAB	99	197,778	25,251	11%	223,128
FULGENT DIAGNOSTICS LABORATORY	4,255	185,948	21,387	10%	211,590
BPHL-MIAMI	225	181,116	29,322	14%	210,663
NOMI HEALTH LAB SERVICES		172,682	20,009	10%	192,691
MAKO GENOMICS	8,275	147,321	27,142	15%	182,738
AEGIS SCIENCES CORPORATION	1,485	148,026	22,940	13%	172,451
CB SMITH PARK		150,114	18,793	11%	168,907
BAYCARE LABORATORIES LLC	695	153,958	12,767	8%	167,420
MAYO CLINIC LABORATORIES	346	147,710	18,069	11%	166,125
MEMORIAL REGIONAL HOSPITAL SOUTH	31	130,788	26,009	17%	156,828
ORLANDO HEALTH SYSTEM	687	140,804	14,096	9%	155,587
ELABNETWORK	1,059	139,938	12,031	8%	153,028
ASCENSION SACRED HEART HOSPITAL - PENSACOLA	2	119,560	18,212	13%	137,774
BIOCOLLECTIONS WORLDWIDE, INC	780	120,340	13,974	10%	135,094
AKESOGEN		107,768	20,753	16%	128,521
NORTHWEST LABORATORY	247	121,159	6,479	5%	127,885
TESTING MATTERS INC	1,498	105,528	19,909	16%	126,935
BPHL-TAMPA (SPECTRUM BLVD)	46	99,219	18,274	16%	117,539
UF HEALTH MEDICAL LAB	33	105,529	9,899	9%	115,461
ADVENT HEALTH LAB	112	101,258	13,955	12%	115,325
TAMPA GENERAL HOSPITAL	4	104,848	9,975	9%	114,827
MEDICAL DIAGNOSTIC LABORATORIES	977	98,617	14,224	12%	113,818
BAPTIST HEALTH SOUTH FLORIDA	402	92,484	13,587	13%	106,473
DIATHERIX LABORATORIES (VRL EUROFINIS)	1	92,374	13,562	13%	105,937
KORVALABS, INC	1,286	92,770	4,755	5%	98,811
SUNPATH MEDICAL DIAGNOSTICS LABORATORY	848	80,930	12,485	13%	94,263
ASCENSION ST VINCENT'S - RIVERSIDE	2	77,380	10,747	12%	88,129
LAKELAND REGIONAL MEDICAL CENTER	303	77,755	10,009	11%	88,067
JACKSON MEMORIAL HOSPITAL CLINICAL LAB	79	74,591	12,588	14%	87,258
SOUTH MIAMI HOSPITAL LAB	483	75,946	10,405	12%	86,834
MINUTECLINIC LLC		70,630	11,564	14%	82,194

COVID-19: testing by laboratory

Data through May 14, 2021 verified as of May 15, 2021 at 09:25 AM

Data in this report are provisional and subject to change.

The numbers in the table below represent the number of Florida and non-Florida residents for whom test results were received by the Department of Health. A person can be tested by more than one laboratory and can have both positive and negative results. **Therefore, the sum of the numbers in each column will be larger than the total number of people tested.**

Reporting lab	Inconclusive	Negative	Positive	Percent positive	Total
INGENIOUS PERSONALIZED MEDICINE	272	66,431	13,105	16%	79,808
UF HEALTH SHANDS HOSPITAL	545	69,341	4,921	7%	74,807
AMERICAN HEALTH ASSOCIATES	9	67,639	5,492	8%	73,140
APPLIED INGENUITY DIAGNOSTICS LLC		66,233	3,414	5%	69,647
AIT LABORATORIES		56,726	6,940	11%	63,666
BAPTIST HEALTH - JACKSONVILLE	4	57,669	4,275	7%	61,948
GENESIS REFERENCE LABORATORIES		54,882	5,547	9%	60,429
ADVENTIST HEALTH SYSTEMS SUNBELT INC DBA		51,915	6,740	11%	58,655
AMELIA EARHART		49,541	8,113	14%	57,654
SARASOTA MEMORIAL HOSPITAL MAIN LAB	12	52,106	4,257	8%	56,375
NICKLAUS CHILDREN'S HOSPITAL	75	49,216	5,989	11%	55,280
TALLAHASSEE MEMORIAL HOSPITAL	242	48,610	5,702	10%	54,554
BROWARD GENERAL MEDICAL CENTER-CLINICAL LAB	2	49,250	5,294	10%	54,546
ARUP LABORATORIES	16	50,115	2,926	6%	53,057
FLORIDA HOSPITAL - TAMPA	37	47,852	3,693	7%	51,582
MEDFAST URGENT CARE CENTERS, LLC	20	43,967	6,559	13%	50,546
DWIC OF TAMPA BAY INC		43,443	5,915	12%	49,358
INTEGRATED REGIONAL LABORATORIES LLP	16	41,479	5,773	12%	47,268
VIRACOR EUROFINS		36,105	9,851	21%	45,956
MILLENNIUM PHYSICIAN GROUP	17	38,260	7,505	16%	45,782
UNIVERSITY OF MIAMI HOSPITAL	160	41,509	4,050	9%	45,719
LEE HEALTH - CAPE CORAL HOSPITAL	3	39,193	6,179	14%	45,375
UF HEALTH JACKSONVILLE	61	39,591	4,407	10%	44,059
ECCO LAB GROUP CO	547	36,822	4,814	11%	42,183
MOUNT SINAI MEDICAL CENTER	16	35,637	3,699	9%	39,352
NORTH FLORIDA REGIONAL MEDICAL CENTER		35,033	3,788	10%	38,821
ST JOSEPHS HOSPITAL LABORATORY	23	34,241	4,249	11%	38,513
NIGHT LITE PEDIATRIC CENTER LLC		34,739	3,562	9%	38,301
BRANDON REGIONAL HOSPITAL		33,283	4,282	11%	37,565
ORANGE COUNTY CONVENTION CENTER		33,330	3,724	10%	37,054
GENESIS MEDICAL LABORATORY	476	30,657	5,287	15%	36,420
STS LAB 2 LLC	6	34,476	1,884	5%	36,366
WALGREENS	38	30,473	5,614	16%	36,125
MIAMI DADE COUNTY		32,091	3,527	10%	35,618
JUPITER MEDICAL CENTER LAB	88	31,621	3,010	9%	34,719
JFK MEDICAL CENTER LAB	1	30,093	3,734	11%	33,828
PALMETTO GENERAL HOSPITAL LAB	3	27,884	5,217	16%	33,104
HOLY CROSS HOSPITAL CLINICAL LAB	1	30,274	2,780	8%	33,055
WATSON CLINIC LLP		26,012	6,073	19%	32,085
AVENTUS BIO LABS	17	27,262	3,675	12%	30,954
CLEVELAND CLINIC TRADITION HOSPITAL		27,270	2,233	8%	29,503
CLEVELAND CLINIC HOSPITAL LAB	4	25,905	2,695	9%	28,604
INFINITY BIOLOGIX LLC (GINKO BIOWORKS)	118	27,038	1,251	4%	28,407
MALABAR MEDICAL WALK IN CLINIC	1	23,620	4,628	16%	28,249

COVID-19: testing by laboratory

Data through May 14, 2021 verified as of May 15, 2021 at 09:25 AM

Data in this report are provisional and subject to change.

The numbers in the table below represent the number of Florida and non-Florida residents for whom test results were received by the Department of Health. A person can be tested by more than one laboratory and can have both positive and negative results. **Therefore, the sum of the numbers in each column will be larger than the total number of people tested.**

Reporting lab	Inconclusive	Negative	Positive	Percent positive	Total
MIAMI BEACH CONVENTION CENTER		26,105	2,111	7%	28,216
HEALTHLINK DIAGNOSTIC LABORATORIES	301	25,282	2,491	9%	28,074
ACCESS DX LABORATORY	234	24,629	2,163	8%	27,026
MORTON PLANT HOSPITAL-ADLER INSTITUTE	26	23,960	2,907	11%	26,893
SAINT MARY'S MEDICAL CENTER	27	23,084	2,518	10%	25,629
UNITED CLINICAL LABORATORY LLC	3	22,494	2,808	11%	25,305
LAB DIAGNOSTICS LLC	401	19,313	5,392	21%	25,106
DRS CLACK SPENCER WHITE & MCCORMACK PA D/B/A		22,493	2,183	9%	24,676
BAYFRONT HEALTH - ST PETERSBURG	17	21,610	2,719	11%	24,346
PANCARE OF FLORIDA INC		21,333	2,574	11%	23,907
STATLAB_MOBILE	1	20,547	2,064	9%	22,612
NAPLES COMMUNITY HOSPITAL	76	20,070	2,081	9%	22,227
PATIENTS FIRST LAKE ELLA MEDICAL CENTER PA		18,645	3,346	15%	21,991
VISTA CLINICAL DIAGNOSTICS	494	18,937	2,248	10%	21,679
HOMESTEAD HOSPITAL CLINICAL LABORATORY	27	17,938	3,670	17%	21,635
LEESBURG REGIONAL MEDICAL CENTER		18,979	2,561	12%	21,540
CLARITY LAB SOLUTIONS	118	19,225	2,194	10%	21,537
LAWNWOOD REGIONAL MEDICAL CENTER	1	18,957	2,511	12%	21,469
SYNERGY DIAGNOSTIC LABORATORY	98	18,523	2,507	12%	21,128
OSCEOLA REGIONAL MEDICAL CENTER	1	18,534	2,526	12%	21,061
NORTHWEST MEDICAL CENTER	1	18,508	2,481	12%	20,990
ADVENT HEALTH - DAYTONA BEACH	32	18,890	1,798	9%	20,720
MEMORIAL HOSPITAL JACKSONVILLE	8	17,672	2,934	14%	20,614
EXACT SCIENCES LABORATORIES	1	18,177	2,309	11%	20,487
ORANGE PARK MEDICAL CENTER	9	16,958	2,907	15%	19,874
BETHESDA HOSPITAL EAST		17,952	1,713	9%	19,665
LABS ASAP LLC		17,908	1,663	8%	19,571
OAK HILL HOSPITAL		17,374	2,096	11%	19,470
DELRAY MEDICAL CENTER LAB	3	17,422	1,845	10%	19,270
MEMORIAL REGIONAL HOSPITAL CLINICAL LABORATORY	11	17,798	1,158	6%	18,967
MEDRITE MEDICAL CARE, PC	6,840	11,059	1,058	6%	18,957
INDIAN RIVER PATHOLOGY LLC		17,503	1,351	7%	18,854
WEST KENDALL BAPTIST HOSPITAL	14	15,178	3,338	18%	18,530
BAPTIST HEALTH - SOUTH		17,126	1,361	7%	18,487
NEMOURS CHILDRENS HOSPITAL	1	17,371	1,092	6%	18,464
ADVENTHEALTH CENTRA CARE LAKE BUENA VISTA		15,986	2,198	12%	18,184
LARGO MEDICAL CENTER		15,928	1,876	11%	17,804
WINTER HAVEN HOSPITAL CLINICAL LABORATORY	4	15,026	2,647	15%	17,677
MOLECULAR INFECTIOUS DISEASES	665	16,026	747	4%	17,438
HEALTH CENTER AT SINAI RESIDENCES		16,924	506	3%	17,430
MEDICAL CENTER OF TRINITY CLINICAL LABORATORY	2	15,599	1,740	10%	17,341
PALMS WEST HOSPITAL LAB	2	15,007	2,208	13%	17,217
BIOCERNA LABS	461	14,582	2,112	12%	17,155
ACCESS MEDICAL LABORATORIES	4	8,756	8,336	49%	17,096

COVID-19: testing by laboratory

Data through May 14, 2021 verified as of May 15, 2021 at 09:25 AM

Data in this report are provisional and subject to change.

The numbers in the table below represent the number of Florida and non-Florida residents for whom test results were received by the Department of Health. A person can be tested by more than one laboratory and can have both positive and negative results. **Therefore, the sum of the numbers in each column will be larger than the total number of people tested.**

Reporting lab	Inconclusive	Negative	Positive	Percent positive	Total
NATIONWIDE LABORATORY SERVICES INC	565	14,327	1,893	11%	16,785
THE HEALTHCARE DISTRICT OF PALM BEACH COUNTY	51	14,633	2,063	12%	16,747
FULGENT DIAGNOSTICS	172	15,473	1,009	6%	16,654
UHEALTH CORAL GABLES/LENNAR MED CTR	55	15,421	1,105	7%	16,581
BAPTIST HEALTHCARE - BAPTIST HOSPITAL	6	13,154	3,343	20%	16,503
LEE HEALTH - LEE MEMORIAL HOSPITAL		12,658	3,824	23%	16,482
MERCY HOSPITAL A CAMPUS OF PLANTATION GEN HOSP LAB	1	14,024	2,370	14%	16,395
WELLINGTON REGIONAL MED CTR LAB	6	14,468	1,798	11%	16,272
WEST FLORIDA HOSPITAL LAB	2	12,992	3,212	20%	16,206
PRIVA PATH LABS	83	15,076	1,023	6%	16,182
WESTSIDE REGIONAL MED CTR	2	13,838	2,307	14%	16,147
GOOD SAMARITAN MEDICAL CENTER LAB	2	14,144	1,989	12%	16,135
REGIONAL MEDICAL CENTER BAYONET POINT	2	14,701	1,281	8%	15,984
LEE DAVIS COMMUNITY RESOURCE CENTER		13,608	2,277	14%	15,885
THE VILLAGES REGIONAL HOSPITAL		13,934	1,455	9%	15,389
GULF COAST MEDICAL CENTER MICROLAB		12,072	3,184	21%	15,256
CARDIOPATH	84	13,146	1,930	13%	15,160
AVENTURA HOSPITAL LAB		12,360	2,735	18%	15,095
CORAL GABLES HOSPITAL CLINICAL LABORATORY		12,862	2,140	14%	15,002
NONA SCIENTIFIC	5	11,552	3,177	22%	14,734
CAPITAL REGIONAL MEDICAL CTR		12,108	2,567	17%	14,675
BAPTIST HEALTH SOUTH FLORIDA - WEST KENDALL URGENT CARE		12,245	2,380	16%	14,625
PRECISION HEALTH RESOURCES LLC		13,602	947	7%	14,549
INDIAN RIVER MEDICAL CENTER LAB		13,669	852	6%	14,521
BLAKE MEDICAL CENTER		12,817	1,660	11%	14,477
WEST BOCA MEDICAL CENTER LAB		13,436	1,031	7%	14,467
HALIFAX MEDICAL CENTER LAB	40	12,167	2,077	15%	14,284
LEE HEALTH - HEALTH PARK MEDICAL CENTER		12,015	2,183	15%	14,198
MANATEE MEMORIAL HOSPITAL		12,899	1,169	8%	14,068
PALM BEACH GARDENS MEDICAL CTR LAB		12,469	1,329	10%	13,798
FAU		12,566	1,143	8%	13,709
ST ANTHONY'S HOSPITAL LAB	30	11,987	1,670	12%	13,687
CernerELR_Advent		12,053	1,617	12%	13,670
PHYSICIANS REGIONAL MEDICAL CENTER - PINE RIDGE RD	1	12,308	1,309	10%	13,618
PLANTATION GENERAL HOSPITAL		11,455	2,024	15%	13,479
LAKE CITY MEDICAL CENTER		10,929	2,353	18%	13,282
ST JOSEPHS HOSPITAL	18	11,179	1,908	15%	13,105
FLORIDA HOSPITAL HEARTLAND MED CTR CLINICAL LAB	33	11,428	1,597	12%	13,058
FLORIDA LABORATORY ANALYSIS		11,380	1,579	12%	12,959
FLORIDA MEDICAL CENTER - A CAMPUS OF NORTH SHORE	2	11,346	1,528	12%	12,876
ADVENTHEALTH CENTRA CARE WATERFORD LAKES		10,742	2,089	16%	12,831
PATHNOSTICS	46	10,203	2,474	19%	12,723
GENOVA DIAGNOSTICS LABORATORY	70	11,509	1,140	9%	12,719
LARKIN COMMUNITY HOSPITAL	10	11,097	1,589	13%	12,696
CENTRAL FLORIDA REGIONAL HOSPITAL		11,279	1,297	10%	12,576
JOHNS HOPKINS ALL CHILDREN'S HOSPITAL		11,638	735	6%	12,373

COVID-19: testing by laboratory

Data through May 14, 2021 verified as of May 15, 2021 at 09:25 AM

Data in this report are provisional and subject to change.

The numbers in the table below represent the number of Florida and non-Florida residents for whom test results were received by the Department of Health. A person can be tested by more than one laboratory and can have both positive and negative results. **Therefore, the sum of the numbers in each column will be larger than the total number of people tested.**

Reporting lab	Inconclusive	Negative	Positive	Percent positive	Total
ADVENT HEALTH - WESLEY CHAPEL	14	11,159	1,151	9%	12,324
EXPRESS GENE MOLECULAR DIAGNOSTICS LABORATORY	1	10,733	1,586	13%	12,320
NORTHSIDE HOSPITAL AND HEART INSTITUTE		11,128	1,173	10%	12,301
DOCTORS HOSPITAL	7	10,404	1,883	15%	12,294
MEASE COUNTRYSIDE LAB	14	10,802	1,343	11%	12,159
LAKE CITY HM		11,147	988	8%	12,135
BINAXNOW	10	9,185	2,936	24%	12,131
COAST DIAGNOSTICS LLC	54	10,736	1,288	11%	12,078
PWN HEALTH	17	9,961	2,088	17%	12,066
VIKOR SCIENTIFIC	49	10,121	1,891	16%	12,061
CORAL SPRINGS MED CTR		10,883	1,169	10%	12,052
HEALTHQUEST ESOTERICS		10,335	1,665	14%	12,000
FLORIDA HOSPITAL DELAND	10	10,532	1,419	12%	11,961
FLORIDA HOSPITAL WATERMAN LABORATORY	70	10,997	865	7%	11,932
ADVENTHEALTH CENTRA CARE ST CLOUD	1	10,203	1,699	14%	11,903
BAPTIST HEALTH SOUTH FLORIDA - COUNTRY WALK URGENT CARE		9,837	2,031	17%	11,868
ST MARKS HOSPITAL LABORATORY B	78	10,627	1,002	9%	11,707
SARKIS CLINICAL TRIALS	25	10,215	1,387	12%	11,627
WEST PALM HOSPITAL LAB		10,735	869	7%	11,604
AMERICAN FAMILY CARE	1	7,022	4,542	39%	11,565
GENE BY GENE, GENOMICS RESEARCH CENTER LAB	44	10,710	709	6%	11,463
LEON MEDICAL CENTERS LLC		9,185	2,252	20%	11,437
SYNERGY LABORATORIES	37	10,114	1,232	11%	11,383
H LEE MOFFITT CANCER CENTER LABORATORY	4	10,951	291	3%	11,246
FLORIDA HOSPITAL FLAGLER	29	10,149	1,009	9%	11,187
NCF DIAGNOSTICS & DNA TECHNOLOGIES LAB	276	10,318	574	5%	11,168
MEDARBOR DIAGNOSTICS	1	9,697	1,161	11%	10,859
OCALA REGIONAL MEDICAL CENTER		9,552	1,302	12%	10,854
FLORIDA HOSPITAL OCALA		9,636	1,146	11%	10,782
BROWARD HEALTH NORTH CLINICAL LABORATORY		9,557	1,172	11%	10,729
LABSTAT LLC	26	10,096	493	5%	10,615
NCH DOWNTOWN NAPLES HOSPITAL	18	9,752	844	8%	10,614
FLORIDA HOSPITAL OF CARROLLWOOD	23	8,961	1,490	14%	10,474
NORTH SHORE MEDICAL CENTER		8,770	1,701	16%	10,471
INDIAN RIVER MEDICAL CENTER		9,296	1,145	11%	10,441
LARKIN COMMUNITY HOSPITAL INC DBA CARDIOTROPIC		6,819	3,620	35%	10,439
ADVENTHEALTH CENTRA CARE CLERMONT		8,951	1,442	14%	10,393
AVECINA MEDICAL	4	6,210	4,137	40%	10,351
FIRST CHOICE LABORATORY LLC	112	9,590	620	6%	10,322
LEE HEALTH - GULF COAST MEDICAL CENTER	2	8,485	1,828	18%	10,315
FLORIDA HOSPITAL ZEPHYRHILLS	10	9,072	1,138	11%	10,220
SANTA ROSA MEDICAL CENTER	2	8,580	1,564	15%	10,146
NCH NORTH NAPLES HOSPITAL	10	9,199	934	9%	10,143
ADVENTHEALTH CENTRA CARE UNIVERSITY	1	8,923	1,198	12%	10,122
LEE HEALTH CONVENIENT CARE - PAGE FIELD		9,001	1,059	11%	10,060
P4 CLINICAL, LLC	205	8,824	996	10%	10,025

COVID-19: testing by laboratory

Data through May 14, 2021 verified as of May 15, 2021 at 09:25 AM

Data in this report are provisional and subject to change.

The numbers in the table below represent the number of Florida and non-Florida residents for whom test results were received by the Department of Health. A person can be tested by more than one laboratory and can have both positive and negative results. **Therefore, the sum of the numbers in each column will be larger than the total number of people tested.**

Reporting lab	Inconclusive	Negative	Positive	Percent positive	Total
ANNE BATES LEACH EYE HOSPITAL/ ABLEH MICROBIOLOGY LABORATORY	9	9,845	135	1%	9,989
BAPTIST HEALTH - BEACHES		9,278	698	7%	9,976
ADVENTHEALTH CENTRA CARE WINTER PARK		8,885	1,039	10%	9,924
ADVENTHEALTH CENTRA CARE WINTER GARDEN	1	8,780	1,138	11%	9,919
PARAMOUNT URGENT CARE	4	6,291	3,607	36%	9,902
SRQ DRIVE THROUGH		8,944	905	9%	9,849
ST LUCIE MEDICAL CENTER		8,140	1,702	17%	9,842
MINUTECLINIC LLC		8,402	1,359	14%	9,761
AVECINA	20	9,009	705	7%	9,734
CLEVELAND CLINIC MARTIN NORTH HOSPITAL		8,713	1,018	10%	9,731
BOSTON HEART DIAGNOSTICS CORP		8,475	1,219	13%	9,694
PALM BEACH BALL PARK		8,607	1,039	11%	9,646
CLEVELAND CLINIC MARTIN SOUTH HOSPITAL	1	8,602	1,000	10%	9,603
MEMORIAL HOSPITAL WEST LABORATORY SERVICES	15	8,732	839	9%	9,586
BAPTIST HEALTH SOUTH FLORIDA - MIAMI LAKES URGENT CARE		7,542	2,017	21%	9,559
MEMORIAL HOSPITAL MICRO		8,941	606	6%	9,547
ADVENTHEALTH CENTRA CARE LAKELAND	1	8,204	1,315	14%	9,520
UNIVERSITY HOSPITAL AND MEDICAL CENTER		7,959	1,446	15%	9,405
SOUTH BAY HOSPITAL CLINICAL LAB	1	8,315	978	11%	9,294
BAYCARE COMMUNITY HEALTH		9,078	199	2%	9,277
INFORM DIAGNOSTICS, INC		8,675	530	6%	9,205
ADVENTHEALTH CENTRA CARE HUNTERS CREEK	3	7,881	1,187	13%	9,071
ADVENTHEALTH CENTRA CARE LEE ROAD		8,053	970	11%	9,023
POINCIANA MEDICAL CENTER		7,131	1,891	21%	9,022
WEST MARION COMMUNITY HOSPITAL LAB		7,566	1,416	16%	8,982
CERNERELR_BAYCARE	43	8,320	616	7%	8,979
ADVENTHEALTH EXPRESS CARE		7,423	1,516	17%	8,939
ADVENTHEALTH CENTRA CARE SANFORD		7,776	1,100	12%	8,876
KD MEDICAL CHOICE LLC	5	8,075	774	9%	8,854
FLORIDA HOSPITAL FISH MEMORIAL	19	7,532	1,295	15%	8,846
QDX PATHOLOGY SERVICES	2	8,410	424	5%	8,836
BAYFRONT HEALTH - PORT CHARLOTTE		8,150	673	8%	8,823
LAKEWOOD RANCH MEDICAL CENTER		8,064	680	8%	8,744
ISPM LABS, LLC DBA CAPSTONE DIAGNOSTICS, LLC		8,163	405	5%	8,568
MORTON PLANT-MEASE	5	7,697	848	10%	8,550
ATLANTIS URGENT CARE	12	6,706	1,799	21%	8,517
ADVENTHEALTH CENTRA CARE DR PHILLIPS		7,598	844	10%	8,442
ADVENTHEALTH CENTRA CARE APOPKA	1	7,233	1,204	14%	8,438
ADVENTHEALTH CENTRA CARE LAKE MARY	2	7,347	1,078	13%	8,427
EGLIN AIR FORCE BASE	14	6,585	1,796	21%	8,395
HIALEAH HOSPITAL	4	6,525	1,815	22%	8,344
EMERALD COAST URGENT CARE		6,591	1,745	21%	8,336
ADVENTHEALTH CENTRA CARE MOUNT DORA		7,085	1,241	15%	8,326
BAPTIST HEALTH SOUTH FLORIDA - WESTCHESTER URGENT CARE		6,881	1,441	17%	8,322
ARCPPOINT LABS OF FORT MYERS	5	7,355	959	12%	8,319
AVECINA MEDICAL OAKLEAF	3	6,977	1,330	16%	8,310

COVID-19: testing by laboratory

Data through May 14, 2021 verified as of May 15, 2021 at 09:25 AM

Data in this report are provisional and subject to change.

The numbers in the table below represent the number of Florida and non-Florida residents for whom test results were received by the Department of Health. A person can be tested by more than one laboratory and can have both positive and negative results. **Therefore, the sum of the numbers in each column will be larger than the total number of people tested.**

Reporting lab	Inconclusive	Negative	Positive	Percent positive	Total
SPORTS DRUG TESTING LABORATORY	154	7,928	228	3%	8,310
ADVENTIST HEALTH SYSTEMS, SUNBELT INC		7,164	1,131	14%	8,295
ADVENTHEALTH CENTRA CARE KISSIMMEE		7,356	855	10%	8,211
CERNERELR_BAPTISTMIAMI	31	7,313	862	11%	8,206
MINUTECLINIC LLC #1067		7,038	1,150	14%	8,188
BAPTIST HEALTH SOUTH FLORIDA - DORAL URGENT CARE		6,505	1,556	19%	8,061
OVIEDO MEDICAL CENTER		7,156	812	10%	7,968
WELLINGTON REGIONAL MEDICAL CENTER		7,329	634	8%	7,963
HOLMES REG MED CENTER CLINICAL LAB		7,081	807	10%	7,888
EMPIRE CITY LABORATORIES INC	99	6,683	1,104	14%	7,886
BAPTIST HEALTH - NASSAU		7,441	378	5%	7,819
ADVENTHEALTH CENTRA CARE ALTAMONTE		6,776	970	13%	7,746
GENOSUR LLC	26	7,584	100	1%	7,710
DYNIX DIAGNOSTIX		6,956	745	10%	7,701
MEDEXPRESS URGENT CARE OF BOYNTON BEACH LLC		7,018	628	8%	7,646
COMMUNITY HEALTH CENTERS OF PINELLAS INC	2	6,230	1,414	18%	7,646
MINUTECLINIC LLC #8396		6,497	1,147	15%	7,644
ST PETERSBURG GENERAL HOSPITAL		6,505	1,081	14%	7,586
NCH NORTH NAPLES HOSPITAL LAB	15	6,733	833	11%	7,581
PARAMOUNT URGENT CARE INC	1	5,033	2,531	33%	7,565
IMPERIAL POINT MEDICAL CENTER		6,900	655	9%	7,555
SUNCOAST PATHOLOGY ASSOCIATES		6,920	624	8%	7,544
MEDEXPRESS URGENT CARE HUDSON		6,454	1,044	14%	7,498
MEDEXPRESS URGENT CARE	2	5,204	2,242	30%	7,448
MINUTECLINIC		6,345	1,077	15%	7,422
ADVENT HEALTH - HEART OF FLORIDA ER	1	6,415	976	13%	7,392
ADVENTHEALTH CENTRA CARE AZALEA PARK		6,274	1,059	14%	7,333
SPECTOR SCIENTIFIC LAB	21	6,183	1,118	15%	7,322
HOLIDAY CVS LLC		6,870	408	6%	7,278
PHARMCO RX	2	6,932	340	5%	7,274
AVERO DIAGNOSTICS - IRVING	11	6,697	478	7%	7,186
AHCC WESLEY CHAPEL		6,331	833	12%	7,164
MINUTE CLINIC LLC		6,253	898	13%	7,151
ST JOSEPHS NORTH HOSPITAL LAB	7	6,067	1,040	15%	7,114
CLINICAL REFERENCE LABORATORY	2	6,722	371	5%	7,095
ADVENTHEALTH CENTRA CARE OVIEDO		6,114	977	14%	7,091
ACUTIS DIAGNOSTICS	171	5,750	1,155	16%	7,076
UNKNOWN	6	3,545	3,495	50%	7,046
FORT WALTON BEACH MEDICAL CENTER		6,054	950	14%	7,004
MINUTECLINIC LLC #3703		5,685	1,308	19%	6,993
FLORIDA FAMILY LABORATORY, INC DBA	63	6,406	500	7%	6,969
FLORIDA COMMUNITY HEALTH CENTER		5,565	1,306	19%	6,871
FLORIDA HOSPITAL NORTH PINELLAS	11	6,312	542	8%	6,865
LUMINUS DIAGNOSTICS		6,286	562	8%	6,848
SOLARIS DIAGNOSTICS	11	6,210	611	9%	6,832
RAULERSON HOSPITAL		5,916	892	13%	6,808

COVID-19: testing by laboratory

Data through May 14, 2021 verified as of May 15, 2021 at 09:25 AM

Data in this report are provisional and subject to change.

The numbers in the table below represent the number of Florida and non-Florida residents for whom test results were received by the Department of Health. A person can be tested by more than one laboratory and can have both positive and negative results. **Therefore, the sum of the numbers in each column will be larger than the total number of people tested.**

Reporting lab	Inconclusive	Negative	Positive	Percent positive	Total
ANGEL KIDS PEDIATRICS		6,443	362	5%	6,805
MEDCOMP SCIENCES LLC	144	4,455	2,120	32%	6,719
VISTA CLINICAL	8	3,911	2,727	41%	6,646
DOCTORS URGENT CARE LLC	1	5,439	1,193	18%	6,633
MICROGEN DX	4	5,804	732	11%	6,540
LABORATORY OF FLORIDA LLC	41	5,882	576	9%	6,499
PUTNAM COMMUNITY MEDICAL CENTER		5,692	799	12%	6,491
ADVENTHEALTH CENTRA CARE LONGWOOD		5,642	827	13%	6,469
ADVENTHEALTH CENTRA CARE SOUTH ORANGE		5,554	903	14%	6,457
BAPTIST HEALTH SOUTH FLORIDA - PEMBROKE PINES URGENT CARE		5,347	1,099	17%	6,446
PEDIATRIC HEALTH CARE ALLIANCE PA		5,929	512	8%	6,441
NORTHWEST FLORIDA COMMUNITY HOSPITAL	47	4,906	1,482	23%	6,435
ADVENTHEALTH CENTRA CARE PORT ORANGE		5,443	974	15%	6,417
ADVENTHEALTH CENTRA CARE ORANGE LAKE		5,589	791	12%	6,380
DOCTORS URGENT CARE OF LUTZ LLC	1	5,186	1,181	19%	6,368
URGENT CARE OF THE PALM BEACHES		5,287	1,045	17%	6,332
SOUTH FLORIDA BAPTIST HOSPITAL MICRO	4	5,245	1,072	17%	6,321
PRO CLINIC		5,172	1,100	18%	6,272
MEDIPATH LLC		5,674	592	9%	6,266
ADVENTHEALTH CENTRA CARE SAND LAKE		5,551	687	11%	6,238
MEDEXPRESS URGENT CARE - GOLDEN GATE		5,451	761	12%	6,212
COASTAL MED URGENT CARE		4,589	1,604	26%	6,193
ALTRU DIAGNOSTICS INC	5	5,827	294	5%	6,126
HEALTH FIRST ADVENTHEALTH CENTRA CARE - TITUSVILLE		5,163	924	15%	6,087
ADVENTHEALTH CENTRA CARE LEESBURG		4,997	1,065	18%	6,062
BAPTIST HEALTH - NORTH		4,884	1,175	19%	6,059
MEDEXPRESS URGENT CARE - ROYAL PALM BEACH		5,378	671	11%	6,049
MEDEXPRESS URGENT CARE - ESTERO		5,362	642	11%	6,004
BAYFRONT HEALTH - VENICE REGIONAL MEDICAL	1	5,374	537	9%	5,912
MINUTECLINIC LLC # 0709		4,993	915	15%	5,908
PALMS OF PASADENA HOSPITAL		5,303	593	10%	5,896
BAPTIST HEALTH SOUTH FLORIDA - KENDALE LAKES URGENT CARE		4,724	1,091	19%	5,815
WESTCHESTER HOSPITAL	23	4,729	1,013	18%	5,765
URGENT CARE CURE	2	4,965	792	14%	5,759
MEDICAL DNA LABS LLC	3	5,204	497	9%	5,704
DOCTORS HOSPITAL OF SARASOTA CLINICAL LABORATORY		4,983	716	13%	5,699
SUNRISE MEDICAL LABORATORIES	2	5,282	411	7%	5,695
THE CENTER FOR URGENT CARE	3	4,781	907	16%	5,691
TALLAHASSEE PRIMARY CARE ASSOCIATES		5,060	629	11%	5,689
PARAMOUNT URGENT CARE - WINDERMERE	3	3,844	1,842	32%	5,689
ADVENTHEALTH CENTRA CARE WINTER HAVEN	1	4,406	1,273	22%	5,680
MEDEXPRESS URGENT CARE PALM BEACH GARDENS		5,141	530	9%	5,671
HEALTH FIRST ADVENTHEALTH CENTRA CARE GATEWAY	1	5,074	568	10%	5,643
ESCAMBIA COMMUNITY CLINICS INC	8	4,288	1,338	24%	5,634
BAPTIST HEALTH SOUTH FLORIDA - TAMiami TRAIL URGENT CARE		4,536	1,087	19%	5,623
HIGHLANDS REGIONAL MEDICAL CENTER		4,740	879	16%	5,619

COVID-19: testing by laboratory

Data through May 14, 2021 verified as of May 15, 2021 at 09:25 AM

Data in this report are provisional and subject to change.

The numbers in the table below represent the number of Florida and non-Florida residents for whom test results were received by the Department of Health. A person can be tested by more than one laboratory and can have both positive and negative results. **Therefore, the sum of the numbers in each column will be larger than the total number of people tested.**

Reporting lab	Inconclusive	Negative	Positive	Percent positive	Total
MEDEXPRESS URGENT CARE - LAKE LAND		4,889	692	12%	5,581
BAPTIST HEALTH SOUTH FLORIDA - CORAL SPRINGS URGENT CARE		4,778	789	14%	5,567
BAYFRONT HEALTH - SEVEN RIVERS		5,027	475	9%	5,502
TROPICANA FIELD - LOT 2 □	19	4,935	495	9%	5,449
QUICK CARE MED PL	2	4,601	815	15%	5,418
BAPTIST HEALTH SOUTH FLORIDA - PINECREST URGENT CARE		4,580	756	14%	5,336
BAYFRONT HEALTH - BROOKSVILLE		4,763	564	11%	5,327
ADVENTHEALTH PROMPT CARE	2	3,944	1,368	26%	5,314
MINUTECLINIC LLC #3662		4,517	776	15%	5,293
BAPTIST HEALTH SOUTH FLORIDA - CORAL GABLES URGENT CARE		4,393	881	17%	5,274
MARTIN HOSPITAL SOUTH LAB		4,966	293	6%	5,259
BETHESDA HOSPITAL WEST		4,724	532	10%	5,256
BAYFRONT HEALTH - SPRING HILL		4,797	435	8%	5,232
MINUTECLINIC LLC #3463		4,384	842	16%	5,226
BAPTIST HEALTH SOUTH FLORIDA - PALMETTO BAY URGENT CARE		4,387	835	16%	5,222
BAPTIST HEALTH SOUTH FLORIDA - CORAL GABLES (UNIVERSITY) URGENT CARE		4,474	722	14%	5,196
VENTURE MEDICAL OF FLORIDA LLC		4,775	420	8%	5,195
FLAGLER HOSPITAL LABORATORY	8	4,046	1,138	22%	5,192
TRINITY SPRINGS		4,436	729	14%	5,165
MINUTECLINIC LLC # 3930		4,450	713	14%	5,163
MINUTECLINIC LLC #1771		4,359	783	15%	5,142
BAYFRONTVENICEREGIONAL		4,899	167	3%	5,066
BAYFRONT HEALTH - PUNTA GORDA		4,674	378	7%	5,052
ASCENSION SACRED HEART - EMERALD COAST		4,206	794	16%	5,000
ADVENTHEALTH CENTRA CARE COLONIAL TOWN	2	4,445	549	11%	4,996
MEASE DUNEDIN HOSPITAL	5	4,432	538	11%	4,975
MINUTECLINIC LLC #3631		4,249	711	14%	4,960
MINUTECLINIC LLC #5253		4,116	841	17%	4,957
DESOTO MEMORIAL HOSPITAL	3	4,115	827	17%	4,945
MINUTECLINIC LLC 5852		4,273	661	13%	4,934
MINUTECLINIC LLC #7225		4,185	739	15%	4,924
PREMIER URGENT CARE OF BREVARD LLC	4	4,300	595	12%	4,899
ENGLEWOOD COMMUNITY HOSPITAL		4,407	414	9%	4,821
MEDEXPRESS URGENT CARE CAPE CORAL		4,135	684	14%	4,819
ADVENTIST HEALTH SYSTEMS SUNBELT IN DBA		4,254	560	12%	4,814
MINUTECLINIC LLC # 0514		4,204	596	12%	4,800
MINUTECLINIC LLC #5249		3,946	844	18%	4,790
MEMORIAL HOSPITAL- MIRAMAR	12	4,412	330	7%	4,754
TWIN CITIES HOSPITAL	1	4,196	538	11%	4,735
MOFFITT CANCER CENTER	6	4,579	105	2%	4,690
MINUTECLINIC LLC #5190		3,876	797	17%	4,673
PALMS MEDICAL GROUP	5	3,212	1,440	31%	4,657
MINUTECLINIC LLC #5854		3,884	764	16%	4,648
MINUTECLINIC LLC #3291		3,979	669	14%	4,648
LAKESIDE MEDICAL CENTER		3,772	874	19%	4,646
US BIOTEK LABORATORIES	15	4,255	370	8%	4,640

COVID-19: testing by laboratory

Data through May 14, 2021 verified as of May 15, 2021 at 09:25 AM

Data in this report are provisional and subject to change.

The numbers in the table below represent the number of Florida and non-Florida residents for whom test results were received by the Department of Health. A person can be tested by more than one laboratory and can have both positive and negative results. **Therefore, the sum of the numbers in each column will be larger than the total number of people tested.**

Reporting lab	Inconclusive	Negative	Positive	Percent positive	Total
NIGHT LITE PEDIATRICS	4	3,346	1,263	27%	4,613
HOLIDAY CVS LLC DBA CVS PHARMACY #5154		4,482	123	3%	4,605
PREMIER MEDICAL	2	4,494	95	2%	4,591
PHYSICIANS REGIONAL MEDICAL CENTER - COLLIER BLVD	1	3,662	923	20%	4,586
MINUTECLINIC LLC #3814		3,918	666	15%	4,584
MEDEXPRESS URGENT CARE LEHIGH ACRES		3,930	614	14%	4,544
STEWART ROCKLEDGE HOSPITAL	8	4,081	447	10%	4,536
ACCU REFERENCE MEDICAL LAB	9	3,699	808	18%	4,516
SCION LAB SERVICES LLC	26	4,144	340	8%	4,510
MINUTECLINIC LLC #7887		3,965	516	12%	4,481
GENESIS DIAGNOSTICS		4,220	255	6%	4,475
CARENOW URGENT CARE	2	2,878	1,572	35%	4,452
ADVENT HEALTH - NEW SMYRNA		3,769	681	15%	4,450
EXACT SCIENCES LABORATORIES, LLC		4,085	347	8%	4,432
AMELIA URGENT CARE		2,752	1,660	38%	4,412
BAYA PHARMACY & URGENT CARE		3,272	1,131	26%	4,403
DOCTORS TEST CENTERS		3,906	494	11%	4,400
MINUTECLINIC LLC #4458		3,711	688	16%	4,399
MINUTECLINIC LLC # 3686		3,740	650	15%	4,390
MARION E FETHER MEDICAL CENTER, THE		3,990	395	9%	4,385
MINUTECLINIC LLC #7886		3,789	568	13%	4,357
LOWER KEYS MEDICAL CENTER		4,017	325	7%	4,342
ADVENTHEALTH CENTRA CARE		3,836	477	11%	4,313
ST. LUCIE MEDICAL CTR.		4,254	57	1%	4,311
AFC PHYSICIANS OF FLORIDA		3,284	919	22%	4,203
MINUTECLINIC LLC #3257		3,536	658	16%	4,194
MINUTECLINIC LLC #4201		3,650	534	13%	4,184
MINUTECLINIC LLC #5214		3,605	576	14%	4,181
MINUTECLINIC LLC #4415		3,546	615	15%	4,161
MINUTECLINIC, LLC #3204		3,488	667	16%	4,155
MINUTECLINIC LLC #1807		3,481	656	16%	4,137
BAPTIST HEALTH SOUTH FLORIDA - DAVIE URGENT CARE		3,365	733	18%	4,098
VA PAIN CLINIC	8	3,923	149	4%	4,080
PARAMOUNT URGENT CARE - ORLANDO		2,956	1,118	27%	4,074
NIGHT LITE PEDIATRICS URGENT CARE	1	3,418	649	16%	4,068
MINUTECLINIC LLC # 3579		3,367	665	16%	4,032
BAPTIST HEALTH SOUTH FLORIDA - WESTON URGENT CARE		3,468	531	13%	3,999
ADVENTHEALTH CENTRA CARE KIDS LAKE MARY		3,687	295	7%	3,982
MINUTECLINIC, LLC (CLINIC 10699)		3,499	474	12%	3,973
PROHEALTH	3	2,349	1,610	41%	3,962
MINUTECLINIC, LLC #4015		3,204	757	19%	3,961
MINUTECLINIC LLC #5924		3,426	517	13%	3,943
MINUTECLINIC LLC #3748		3,248	692	18%	3,940
MINUTECLINIC LLC #7973		3,390	541	14%	3,931
MINUTECLINIC, LLC #5817		3,289	641	16%	3,930
HEALTH FIRST ADVENTHEALTH CENTRA CARE COCOA		3,528	385	10%	3,913

COVID-19: testing by laboratory

Data through May 14, 2021 verified as of May 15, 2021 at 09:25 AM

Data in this report are provisional and subject to change.

The numbers in the table below represent the number of Florida and non-Florida residents for whom test results were received by the Department of Health. A person can be tested by more than one laboratory and can have both positive and negative results. **Therefore, the sum of the numbers in each column will be larger than the total number of people tested.**

Reporting lab	Inconclusive	Negative	Positive	Percent positive	Total
VITRO MOLECULAR LABORATORIES	50	3,552	309	8%	3,911
MINUTECLINIC LLC #1055		3,220	690	18%	3,910
BARTOW REGIONAL MEDICAL CENTER	1	3,278	617	16%	3,896
ADVENT HEALTH CENTRA CARE -WINTER PARK KIDS URGENT CARE	4	3,588	300	8%	3,892
MINUTECLINIC LLC # 7933		3,449	434	11%	3,883
PARAMOUNT URGENT CARE - OVIEDO		2,924	957	25%	3,881
MINUTECLINIC LLC #3003		3,212	663	17%	3,875
MINUTECLINIC LLC #7173		3,359	511	13%	3,870
MINUTECLINIC LLC #3255		3,440	428	11%	3,868
MC DIAGNOSTIC OF CONNECTICUT, PC #2220		3,327	533	14%	3,860
MEDONE PLLC		2,974	885	23%	3,859
PRECISION HEALTH SOLUTIONS		3,645	187	5%	3,832
SIPARADIGM LLC	59	3,504	264	7%	3,827
BRASHEAR'S VITAL CARE CORP		3,032	794	21%	3,826
HEALTH FIRST ADVENTHEALTH CENTRA CARE MALABAR		3,449	372	10%	3,821
MEDEXPRESS URGENT CARE - VERO BEACH		3,322	482	13%	3,804
MINUTECLINIC LLC #3705		3,355	425	11%	3,780
MINUTECLINIC LLC #5216		3,273	507	13%	3,780
MEDEXPRESS URGENT CARE - DELAND		3,344	430	11%	3,774
WALGREEN CO	2	3,316	421	11%	3,739
BAPTIST HEALTH SOUTH FLORIDA - BRICKELL URGENT CARE		3,099	634	17%	3,733
MINUTECLINIC LLC #3654		3,120	575	16%	3,695
MINUTECLINIC LLC #6007		3,195	497	13%	3,692
VERILY LIFE SCIENCES	3	3,589	75	2%	3,667
LAKELAND REGIONAL HEALTH PABLO		3,233	428	12%	3,661
BAPTIST HEALTH - CLAY		3,195	453	12%	3,648
BAPTIST HEALTH URGENT CARE AT SAWGRASS		3,038	607	17%	3,645
PHYSICIANS PRIMARY CARE	2	3,303	333	9%	3,638
BAPTIST HEALTH EMERGENCY CENTER COUNTRY WALK	1	3,093	537	15%	3,631
BMCT Molecular Diagnostics Subsection		3,072	555	15%	3,627
HEALTH CARE DISTRICT OF PALM BEACH COUNTY	2	3,351	266	7%	3,619
CLARITY LAB SOLUTIONS LLC		3,608	4	0%	3,612
MINUTECLINIC LLC #3285		3,138	430	12%	3,568
MINUTECLINIC LLC #1350		3,153	399	11%	3,552
MINUTECLINIC, LLC # 4469		3,135	400	11%	3,535
PRIMEHEALTH URGENT CARE INC		3,015	512	15%	3,527
MINUTECLINIC LLC #476		3,053	465	13%	3,518
ADVENTHEALTH CENTRA CARE CONWAY		2,989	524	15%	3,513
MINUTECLINIC LLC #4612		2,907	602	17%	3,509
MINUTECLINIC LLC #8381		3,055	452	13%	3,507
MINUTECLINIC LLC #1821		3,109	385	11%	3,494
MIDWAY SPECIALTY CARE CENTER DIAGNOSTICS	38	3,215	240	7%	3,493
MINUTECLINIC LLC #3648		2,862	629	18%	3,491
MINUTECLINIC LLC #4024		3,050	419	12%	3,469
MINUTECLINIC LLC #5157		3,049	411	12%	3,460
MARINERS HOSPITAL	1	3,094	312	9%	3,407

COVID-19: testing by laboratory

Data through May 14, 2021 verified as of May 15, 2021 at 09:25 AM

Data in this report are provisional and subject to change.

The numbers in the table below represent the number of Florida and non-Florida residents for whom test results were received by the Department of Health. A person can be tested by more than one laboratory and can have both positive and negative results. **Therefore, the sum of the numbers in each column will be larger than the total number of people tested.**

Reporting lab	Inconclusive	Negative	Positive	Percent positive	Total
GESSLER CLINIC	2	2,380	1,016	30%	3,398
IMMOKALEE CHD		3,155	234	7%	3,389
MEMORIAL HOSPITAL PEMBROKE	3	2,957	376	11%	3,336
MINUTECLINIC LLC #3635		2,894	442	13%	3,336
MEDEXPRESS FORT MYERS		2,917	412	12%	3,329
MEDIQUICK URGENT CARE CENTERS INC		2,561	743	22%	3,304
ACCESS POINT HEALTHCARE URGENT & PRIMARY CARE	2	2,583	712	22%	3,297
BAPTIST HEALTH - OAKLEAF		2,771	508	15%	3,279
SELECT LABORATORIES - MARION COUNTY, FL LLC	5	2,955	316	10%	3,276
ADVENT HEALTH - DADE CITY		2,866	386	12%	3,252
MEDEXPRESS URGENT CARE CORAL SPRINGS		2,867	357	11%	3,224
AFC PHYSICIANS OF FLORIDA PA		2,588	561	18%	3,149
BAY MEDICAL CENTER SACRED HEART HEALTH SYSTEM		2,492	650	21%	3,142
CHARLES AIESI CONSULTING INC	16	2,797	318	10%	3,131
MINUTECLINIC LLC #214		2,625	497	16%	3,122
MEDEXPRESS URGENT CARE - CLEWISTON		2,594	501	16%	3,095
JUPITER MEDICAL CENTER URGENT CARE		2,435	657	21%	3,092
KEYS AHEC SCHOOL MEDICAL CLINIC	15	2,918	153	5%	3,086
NXGEN MDX LLC	7	2,732	342	11%	3,081
JACKSON HOSPITAL CLINICAL LABORATORY		2,713	354	12%	3,067
EMERGENCY PHYSICIANS MEDICAL CENTER		1,863	1,175	39%	3,038
MINUTECLINIC LLC #1815		2,712	323	11%	3,035
VETERANS AFFAIRS MEDICAL CENTER - ORLANDO	1	1,343	1,689	56%	3,033
HEALTH CENTRAL CLINICAL LABORATORY		2,616	382	13%	2,998
LAKE WALES MEDICAL CENTER INC		2,641	349	12%	2,990
MINUTECLINIC LLC #5069		2,495	479	16%	2,974
CAREFAST+	1	2,163	797	27%	2,961
PARRISH MEDICAL CENTER	2	2,573	369	13%	2,944
APALACHEE CORRECTIONAL INSTITUTION EAST UNIT		2,901	34	1%	2,935
BAPTIST HEALTHCARE - GULF BREEZE HOSPITAL	3	2,441	488	17%	2,932
MINUTECLINIC LLC #3236		2,552	379	13%	2,931
GENOME LLC	2	2,718	202	7%	2,922
MEDEXPRESS URGENT CARE BOCA RATON		2,660	260	9%	2,920
STONE CLINICAL LABORATORIES		2,790	96	3%	2,886
WALGREENS ORLANDO	3	2,540	340	12%	2,883
DR G'S URGENT CARE		2,502	375	13%	2,877
BLUE MED CONSULTANTS		2,754	112	4%	2,866
FLORIDA MEDICAL CLINIC	3	1,367	1,494	52%	2,864
BAPTIST HEALTH SOUTH FLORIDA - MIAMI BEACH URGENT CARE		2,440	423	15%	2,863
MEDEXPRESS PORT CHARLOTTE		2,528	304	11%	2,832
AMELIA EXPRESS CARE LLC	10	2,471	345	12%	2,826
MINUTECLINIC LLC		2,470	328	12%	2,798
DONALD W ROBERTSON DO PA		2,176	606	22%	2,782
CITRUS MEMORIAL HOSPITAL LABORATORY		2,253	529	19%	2,782
CELESTA MEDICAL SERVICES LLC DBA - AMERICAN RESEARCH LABS		2,544	236	8%	2,780
PATIENTS FIRST - THOMASVILLE ROAD		2,464	293	11%	2,757

COVID-19: testing by laboratory

Data through May 14, 2021 verified as of May 15, 2021 at 09:25 AM

Data in this report are provisional and subject to change.

The numbers in the table below represent the number of Florida and non-Florida residents for whom test results were received by the Department of Health. A person can be tested by more than one laboratory and can have both positive and negative results. **Therefore, the sum of the numbers in each column will be larger than the total number of people tested.**

Reporting lab	Inconclusive	Negative	Positive	Percent positive	Total
TAMPA COMMUNITY HOSPITAL		2,363	387	14%	2,750
SACRED HEART HEALTH SYSTEM, INC	1	1,875	873	32%	2,749
MINUTECLINIC LLC #8927		2,323	424	15%	2,747
MINI ER WATERFORD LAKES, THE		2,365	376	14%	2,741
EMERALD COAST URGENT CARE, LLC	1	2,062	678	25%	2,741
BOND URGENT CARE LLC		2,076	665	24%	2,741
GRAVITY DIAGNOSTICS, LLC	9	2,500	212	8%	2,721
MINUTECLINIC LLC #5187		2,347	346	13%	2,693
NCHMD INC		2,242	404	15%	2,646
OPTUM LABS LLC	1	2,429	214	8%	2,644
MINUTECLINIC LLC #3637		2,106	516	20%	2,622
BAPTIST HEALTH EMERGENCY CENTER AT WEST CORAL WAY		2,149	446	17%	2,595
PHYSICIANS STAT LAB INC	6	2,402	168	7%	2,576
ASCENSION SACRED HEART - GULF		2,013	563	22%	2,576
ADVENT HEALTH - OCALA		2,124	447	17%	2,571
INTELEX LABS, LLC		2,449	84	3%	2,533
WHOLE FAMILY HEALTH CENTER INC		2,006	522	21%	2,528
CORE DIAGNOSTIC LABORATORIES LLC	17	2,127	341	14%	2,485
EMERALD COAST URGENT CARE LLC		1,825	657	26%	2,482
PHYSICIANS STAT LAB	3	1,101	1,373	55%	2,477
PENSACOLA PEDIATRICS PA	1	2,276	180	7%	2,457
COMMUNITY HEALTH NORTHWEST FLORIDA	4	1,857	554	23%	2,415
WHITE WILSON MEDICAL CENTER		978	1,400	59%	2,378
NCH NORTHEAST	7	1,865	503	21%	2,375
ASSOCIATED PATHOLOGISTS, LLC	3	1,956	398	17%	2,357
TOM LEE COMMUNITY HEALTH CENTER	1	1,668	666	29%	2,335
UNIVERSITY OF NORTH FLORIDA STUDENT HEALTH		2,236	81	3%	2,317
PHYSICIAN ASSOCIATES		2,070	241	10%	2,311
LEE HEALTH - COCONUT POINT CLINICAL LAB	2	1,872	433	19%	2,307
MEDICAL CONSULTANTS OF FLORIDA, LLC	2	1,935	341	15%	2,278
MARTIN HEALTH SYSTEM - ST LUCIE WEST		2,079	199	9%	2,278
BIO-TECH CLINICAL LABORATORIES INC		1,956	316	14%	2,272
FIU-HEALTH AUXILIARY LABORATORY	6	2,094	137	6%	2,237
PRIMEHEALTH URGENT CARE	1	1,865	361	16%	2,227
BARDMOOR LABORATORY	9	1,880	325	15%	2,214
BAYFRONT HEALTH - CITRUS HILLS		1,965	247	11%	2,212
FLOWERS HOSPITAL		2,010	192	9%	2,202
LITTLE PINE PEDIATRICS	1	1,913	278	13%	2,192
DOC SMILEYS URGENT CARE LLC		1,795	388	18%	2,183
MINUTECLINIC, LLC #3245		1,789	393	18%	2,182
ADVANCED MEDICAL OF NAPLES LLC		1,914	242	11%	2,156
FG RAPID RESULTS	6	1,754	395	18%	2,155
ABSOLUTE GENOMICS	3	1,857	261	12%	2,121
GENUS3		1,986	74	4%	2,060
READY RESPONDERS FLORIDA, PLLC		1,780	274	13%	2,054
MIAMI JEWISH HEALTH SYSTEMS		1,963	89	4%	2,052

COVID-19: testing by laboratory

Data through May 14, 2021 verified as of May 15, 2021 at 09:25 AM

Data in this report are provisional and subject to change.

The numbers in the table below represent the number of Florida and non-Florida residents for whom test results were received by the Department of Health. A person can be tested by more than one laboratory and can have both positive and negative results. **Therefore, the sum of the numbers in each column will be larger than the total number of people tested.**

Reporting lab	Inconclusive	Negative	Positive	Percent positive	Total
ARCPPOINT LABS		1,434	615	30%	2,049
STATMED OCALA	7	1,842	197	10%	2,046
WILLIAM OWEN PASS PARK		1,738	257	13%	1,995
OPTUMCARE FLORIDA LLC		1,664	327	16%	1,991
ED FRASER MEMORIAL HOSPITAL		1,706	261	13%	1,967
GENESIS LABORATORY MANAGEMENT	15	1,688	259	13%	1,962
DOC SMILEY'S URGENT CARE		1,706	247	13%	1,953
AMERICAN SCIENTIFIC LABORATORIES LLC		1,897	51	3%	1,948
MEDFAST URGENT CARE CENTERS LLC	2	608	1,334	69%	1,944
BROWNWOOD CARE CENTER		1,710	234	12%	1,944
PATIENTS FIRST LAKE ELLA MEDICAL CENTER		1,755	188	10%	1,943
SUNRISE URGENT CARE ASSOCIATES LLC D/B/A	10	1,372	554	29%	1,936
LABORATORY SPECIALISTS OF MICHIGAN		1,601	333	17%	1,934
PROHEALTH MEDICAL CLINIC		1,250	648	34%	1,898
PROJECT HEALTH, INC SUMTERVILLE	5	1,542	333	18%	1,880
BROAD INSTITUTE CLINICAL SEQUENCING RESEARCH PLATFORM	17	1,784	70	4%	1,871
NEIGHBORHOOD MEDICAL CENTER INC	17	1,632	186	10%	1,835
PEDIATRIC HEALTH CARE ALLIANCE - NORTHDAL		1,674	160	9%	1,834
ER QUICKCARE PL		1,574	259	14%	1,833
KETAMINE HEALTH CENTERS LLC	1	1,661	152	8%	1,814
QUICK CARE MED		1,445	351	20%	1,796
IGENOMIX USA LLC	55	1,570	165	9%	1,790
NORTH SHORE LONG ISLAND JEWISH HEALTH	1	1,676	96	5%	1,773
SPARROW HEALTHCARE	2	1,508	254	14%	1,764
ADVENTHEALTH CENTRA CARE TRINITY		1,520	242	14%	1,762
MEDEXPRESS URGENT CARE - JAX ATLANTIC BLVD		1,530	231	13%	1,761
FLORIDA DEPARTMENT OF HEALTH IN POLK COUNTY	2	1,346	411	23%	1,759
RIVER TOWN DIAGNOSTIC LLC		1,470	286	16%	1,756
VRL EUROFIN		1,713	42	2%	1,755
SPEARHEAD MEDICAL		1,619	131	7%	1,750
PARAMOUNT URGENT CARE - CLERMONT		1,003	742	43%	1,745
MYTEST DIAGNOSTICS		1,651	81	5%	1,732
Community_Health		1,533	199	11%	1,732
SHELL POINT NURSING PAVILION	1	1,647	78	5%	1,726
LABTECH DIAGNOSTIC		1,429	294	17%	1,723
COLLIER URGENT CARE CENTERS CREEKSIDE		1,514	189	11%	1,703
JW PLASTIC SURGERY		1,449	246	15%	1,695
FIRST QUALITY LABORATORY		1,589	106	6%	1,695
BAPTIST HEALTH SOUTH FLORIDA - KEY BISCANE URGENT CARE EXPRESS		1,481	199	12%	1,680
CYPRESS VILLAGE	1	1,632	30	2%	1,663
CAREMED CLINIC LLC	1	1,343	316	19%	1,660
NORTH VISTA HOSPITAL LABORATORY		1,376	279	17%	1,655
ST ANNES NURSING CENTER		1,618	33	2%	1,651
PARAMOUNT URGENT CARE VILLAGES		1,065	578	35%	1,643
UNIVERSITY OF ALABAMA AT BIRMINGHAM		1,586	48	3%	1,634
ELLENTON URGENT CARE		1,385	238	15%	1,623

COVID-19: testing by laboratory

Data through May 14, 2021 verified as of May 15, 2021 at 09:25 AM

Data in this report are provisional and subject to change.

The numbers in the table below represent the number of Florida and non-Florida residents for whom test results were received by the Department of Health. A person can be tested by more than one laboratory and can have both positive and negative results. **Therefore, the sum of the numbers in each column will be larger than the total number of people tested.**

Reporting lab	Inconclusive	Negative	Positive	Percent positive	Total
MEDLAB DIAGNOSTICS, LLC		1,509	113	7%	1,622
LPG COCONUT POINT		1,375	243	15%	1,618
OPTEO LABORATORY		1,578	36	2%	1,614
BAPTIST HEALTH SOUTH FLORIDA - COUNTRY WALK URGENT CARE EXPRESS		1,362	248	15%	1,610
MATRIX CLINICAL LABS (FORMERLY BIOCERNA LLC)	13	1,413	169	11%	1,595
CAREFAST MURABELLA		1,066	522	33%	1,588
ASSURANCE SCIENTIFIC LABORATORIES	1	1,299	283	18%	1,583
MELBOURNE MEDICAL LABORATORY	2	1,367	205	13%	1,574
PRIMARY CARE SOUTH INC		1,073	500	32%	1,573
BAPTIST HEALTHCARE - JAY HOSPITAL	3	1,173	379	24%	1,555
EUROFINS NTD, LLC		1,506	45	3%	1,551
UHEALTH CLINIC AT WALGREENS		1,253	294	19%	1,547
BREVARD HEALTH ALLIANCE INC, THE		1,442	101	7%	1,543
NYU HOSPITALS CENTER CLINICAL LABORATORIES		1,489	49	3%	1,538
INNOVATIVE TRANSFUSION MEDICINE, INC	11	1,336	179	12%	1,526
ACCESS MEDICAL LABS		777	748	49%	1,525
NORTH FLORIDA PEDIATRICS - LAKE CITY		1,287	228	15%	1,515
CREEKSIDE CARE CENTER	1	1,321	188	12%	1,510
ADDICTION LABS OF AMERICA	3	1,422	84	6%	1,509
SMA LAB	12	1,330	163	11%	1,505
GROWING TOGETHER PEDIATRICS LLC		1,427	75	5%	1,502
PALM BAY HOSPITAL CLINICAL LABORATORY		1,093	401	27%	1,494
TREASURE COAST MEDICAL ASSOCIATES INC		748	738	50%	1,486
PEDIATRICS OF CENTRAL FLORIDA PA	20	1,373	73	5%	1,466
PALM BEACH ATLANTIC UNIVERSITY		1,409	52	4%	1,461
NORTH OKALOOSA MEDICAL CENTER		1,096	355	24%	1,451
CARENOW URGENT CARE - FORT PIERCE		1,039	412	28%	1,451
ADVANCE MEDICAL OF NAPLES		327	1,124	77%	1,451
STEWART REFERENCE LABORATORY	1	896	546	38%	1,443
UHEALTH DEERFIELD BEACH/UMSYLVESTER DEERFIELD BEACH LABORATORY	3	1,380	55	4%	1,438
TEMPUS CLINICAL LABORATORY	10	1,271	155	11%	1,436
PROJECT HEALTH INC	4	1,217	207	14%	1,428
6TH MEDICAL GROUP - MCDILL AFB	3	1,347	77	5%	1,427
PATIENTS CHOICE LABORATORIES		831	592	42%	1,423
COASTAL LABORATORIES	1	1,127	287	20%	1,415
MINUTE CLINIC INCORPORATE		1,356	54	4%	1,410
AMELIA EXPRESS CARE	1	772	635	45%	1,408
LAKE BALDWIN		1,326	71	5%	1,397
USF MORSANI CENTER FOR ADVANCED HEALTH CARE		1,226	167	12%	1,393
FAMILY HEALTH CENTERS OF SOUTHWEST FLORIDA INC		1,255	132	10%	1,387
BETHESDA HEALTH URGENT CARE		1,170	195	14%	1,365
PALM HARBOR PHARMACY		1,191	173	13%	1,364
EAST LAKE PEDIATRICS		1,223	136	10%	1,359
VAVA PARTNERS LLC		529	828	61%	1,357
ASCENSION ST VINCENT'S - SOUTHSIDE		1,308	49	4%	1,357
ST PETERSBURG PEDIATRICS	1	1,222	127	9%	1,350

COVID-19: testing by laboratory

Data through May 14, 2021 verified as of May 15, 2021 at 09:25 AM

Data in this report are provisional and subject to change.

The numbers in the table below represent the number of Florida and non-Florida residents for whom test results were received by the Department of Health. A person can be tested by more than one laboratory and can have both positive and negative results. **Therefore, the sum of the numbers in each column will be larger than the total number of people tested.**

Reporting lab	Inconclusive	Negative	Positive	Percent positive	Total
CARE ONE OF FLORIDA LLC		996	345	26%	1,341
ADVANCED DIAGNOSTIC LABORATORY		1,292	47	4%	1,339
INTERLACHEN PEDIATRICS PA		1,269	65	5%	1,334
LAB24 INC	3	643	677	51%	1,323
NAPLES URGENT CARE	1	869	452	34%	1,322
XPRESS URGENT CARE	4	1,109	202	15%	1,315
HOLIDAY CVS LLC DBA CVSPHARMACY #5155		1,240	72	5%	1,312
NORTH FLORIDA PEDIATRICS-TALLAHASSEE	1	1,189	108	8%	1,298
SOLARIS HEALTHCARE PALATKA		1,187	106	8%	1,293
INTERLACHEN PEDIATRICS		1,233	44	3%	1,277
HALIFAX MEDICAL CENTER-PORT ORANGE LAB		1,113	162	13%	1,275
COASTAL PEDIATRIC GROUP		1,106	163	13%	1,269
PENSACOLA PEDIATRICS PA - TIGER POINT	24	1,121	122	10%	1,267
STAGEZERO LIFE SCIENCES INC	4	1,153	105	8%	1,262
PROFESSIONAL HEALTH EXAMINERS DBA PROHEALTH	1	1,031	230	18%	1,262
ARCPPOINT LABS OF CORAL SPRINGS FL		992	252	20%	1,244
FISHERMENS HOSPITAL CLINICAL LAB		1,144	100	8%	1,244
CATALYST WALK IN CLINIC		986	242	20%	1,228
LOOP PEDIATRICS PA	3	1,042	171	14%	1,216
BREVARD HEALTH ALLIANCE		901	314	26%	1,215
EPN URGENT CARE NAPLES	2	792	421	35%	1,215
CLINICORE		1,124	91	7%	1,215
BERNHARDT LABORATORIES	3	1,115	96	8%	1,214
ALTAMONTE MD		982	232	19%	1,214
TYNDALL AIR FORCE BASE		985	217	18%	1,202
CLARITY LABS		1,083	109	9%	1,192
CAPE CANAVERAL HOSPITAL		868	312	26%	1,180
LAB DOCTOR		1,034	141	12%	1,175
PROFESSIONAL HEALTH EXAMINERS		996	153	13%	1,149
MILLER BIOCONNECT		1,053	94	8%	1,147
NORTH FLORIDA MEDICAL GROUP		984	161	14%	1,145
MIDWAY SPECIATLY CARE CENTER	3	917	222	19%	1,142
PRIMARY CARE OF THE TREASURE COAST		1,002	135	12%	1,137
CAPSTONE HEALTHCARE		802	330	29%	1,132
VERITAS GENETICS	61	945	119	11%	1,125
GENEIQ		1,057	65	6%	1,122
EMERALD COAST PEDIATRICS		1,058	57	5%	1,115
MINUTECLINIC, LLC DBA MINUTECLINIC #4717		1,072	43	4%	1,115
SPRING HILL HEALTH AND REHABILITATION CENTER		1,080	28	3%	1,108
LENCO MEDICAL LABORATORY		1,040	58	5%	1,098
XYZ LABORATORY	8	942	146	13%	1,096
THE HEALTH CENTER OF PLANT CITY		1,008	82	8%	1,090
BAPTIST HEALTH - MD ANDERSON CANCER CENTER		1,071	6	1%	1,077
CHILDRENS MEDICAL ASSOCIATION		988	88	8%	1,076
HENDRY REGIONAL MEDICAL CENTER CLINICAL LABORATORY		809	259	24%	1,068
AMERICAN FAMILY CARE PENSACOLA WEST		533	533	50%	1,066

COVID-19: testing by laboratory

Data through May 14, 2021 verified as of May 15, 2021 at 09:25 AM

Data in this report are provisional and subject to change.

The numbers in the table below represent the number of Florida and non-Florida residents for whom test results were received by the Department of Health. A person can be tested by more than one laboratory and can have both positive and negative results. **Therefore, the sum of the numbers in each column will be larger than the total number of people tested.**

Reporting lab	Inconclusive	Negative	Positive	Percent positive	Total
WOODLANDS MEDICAL SPECIALISTS		795	270	25%	1,065
BHA CENTRAL COUNTY CLINIC		958	103	10%	1,061
RAINBOW RIVER MEDICAL LABORATORY		978	83	8%	1,061
PEDIATRIC HEALTHCARE ALLIANCE		1,003	56	5%	1,059
ADVENTHEALTH EXPRESS CARE AT WALGREENS		904	152	14%	1,056
CVS HEALTH	1	826	222	21%	1,049
C.W. BILL YOUNG VA MEDICAL CENTER	1	23	1,024	98%	1,048
EAST LAKE PEDIATRICS PA		951	95	9%	1,046
PENSACOLA PEDIATRICS	2	943	97	9%	1,042
24 HOUR PEDIATRIC CARE CENTER	4	966	70	7%	1,040
NORTH FL SOUTH GA HCS-LAKE CITY		1,008	31	3%	1,039
VRL EUROFINIS - DALLAS		1,024	13	1%	1,037
DEPT OF VA MEDICAL CENTER - MIAMI	10	976	46	4%	1,032
JACKSONVILLE BEACH PEDIATRIC CARE CENTER		958	74	7%	1,032
COVANCE CLINICAL RESEARCH UNIT INC		1,003	27	3%	1,030
MEDSTAR LABORATORY INC	6	1,022	1	0%	1,029
SOLARIS HEALTHCARE CHARLOTTE HARBOR		971	56	5%	1,027
NORTH FLORIDA PEDIATRICS PA - SUWANNEE	3	893	130	13%	1,026
NORTH SHORE LIJ URGENT CARE PC		965	60	6%	1,025
Fernandina Beach Rehabilitation and Nursing Center	1	997	19	2%	1,017
VERITOR		852	162	16%	1,014
E-LAB OF FLORIDA		923	90	9%	1,013
CONSULATE HEALTH CARE OF NEW PORT RICHEY	2	883	127	13%	1,012
PHAROS HEALTH		756	256	25%	1,012
HISTOPATHOLOGY SERVICES, LLC		893	110	11%	1,003
APLS SERVICES LLC D/B/A CLEAR DIAGNOSTICS	14	966	20	2%	1,000
DAIRY ROAD URGENT CARE	2	839	159	16%	1,000
VIERA HOSPITAL, INC		805	192	19%	997
SOUTHEAST ALABAMA MEDICAL CENT		930	60	6%	990
LAKELAND REGIONAL HEALTH - PWC/OB		36	954	96%	990
CLINICAL ENTERPRISE, INC		965	25	3%	990
MINUTECLINIC LLC #3281		855	135	14%	990
UNIVERSITY OF WEST FLORIDA STUDENT HEALTH SERVICES	1	852	128	13%	981
MOORINGS PARK INSTITUTE, INC, THE		941	38	4%	979
RESTORE HEALTH URGENT CARE		795	182	19%	977
DEPARTMENT OF CLINICAL LABS	2	952	21	2%	975
PALM GARDEN OF PORT SAINT LUCIE		961	12	1%	973
NORTH FLORIDA PEDIATRICS PA	2	852	117	12%	971
CALHOUN LIBERTY HOSPITAL		800	169	17%	969
REDI MED LLC		781	182	19%	963
WHITE-WILSON MEDICAL CENTER - FORT WALTON BEACH		932	26	3%	958
TACACHALE CLINICAL LABORATORY	1	904	50	5%	955
Point of Care Testing	1	128	825	86%	954
MOLECULAR TESTING LABS		862	90	9%	952
WELL HEALTH WORKS	23	848	79	8%	950
LEE COUNTY EMERGENCY MEDICAL SERVICE	1	817	126	13%	944

COVID-19: testing by laboratory

Data through May 14, 2021 verified as of May 15, 2021 at 09:25 AM

Data in this report are provisional and subject to change.

The numbers in the table below represent the number of Florida and non-Florida residents for whom test results were received by the Department of Health. A person can be tested by more than one laboratory and can have both positive and negative results. **Therefore, the sum of the numbers in each column will be larger than the total number of people tested.**

Reporting lab	Inconclusive	Negative	Positive	Percent positive	Total
GULF COAST VILLAGE		900	43	5%	943
MEDICAL CENTER OF DELTONA, INC		811	131	14%	942
PALACE NURSING HOME & REHAB CENTER		898	43	5%	941
ENCOMPASS HEALTH		915	22	2%	937
ABBOTT LABORATORIES		815	122	13%	937
INTEGRITY LABORATORIES, LLC	4	767	165	18%	936
NCHMD, INC SOUTHEAST IMMEDIATE CARE		727	198	21%	925
GENE TOX WORLDWIDE	60	736	125	14%	921
DOCTOR'S MEMORIAL HOSPITAL		751	168	18%	919
COASTAL PHYSICIANS, LLC		741	175	19%	916
Victoria Nursing and Rehabilitation Center		857	55	6%	912
EXPRESS PHARMACY		838	71	8%	909
FAST TRACK URGENT CARE CENTER		4	903	100%	907
ANY LAB TEST NOW	2	627	276	30%	905
CLINICAL PATHOLOGY LABS INC		814	87	10%	901
BOND CLINIC PA PEDIATRICS DEPT		839	61	7%	900
MINUTECLINIC LLC, #10357		885	6	1%	891
TOTAL RENAL LABORATORIES INC DBA DAVITA LABS	1	765	125	14%	891
FAMILY HEALTH CENTERS OF SWF LABS	2	765	124	14%	891
CHURCH OF SCIENTOLOGY FLAG SERVICE ORGANIZATION		854	36	4%	890
Tampa Lakes Health and Rehabilitation Center	2	815	73	8%	890
CRUCIAL CARE EMERGENCY MEDICINE DOCTORS		711	174	20%	885
AMERICAN MEDICAL RESPONSE		865	10	1%	875
LIFE CARE CENTER OF NEW PORT RICHEY		835	40	5%	875
PRIMARY CARE SERVICES AT ST ANDREWS ESTATES		871	3	0%	874
CARITHERS PEDIATRIC GROUP		812	61	7%	873
WHITE WILSON MEDICAL CENTER PA - NAVARRE		741	129	15%	870
J AND G MEDICAL GROUP LLC		724	145	17%	869
PRIMARY CARE SERVICES AT INDIAN RIVER ESTATES		839	26	3%	865
AFC URGENT CARE CLEARWATER	1	182	682	79%	865
WATSON THERAPEUTICS INC	1	824	39	5%	864
RUSKIN HEALTH CENTER	1	583	278	32%	862
ADVENTHEALTH MEDICAL GROUP PROMPT CARE		629	231	27%	860
POINT WASHINGTON MEDICAL CLINIC	1	646	212	25%	859
CITY MEDICAL OF NEW JERSEY, PC		777	77	9%	854
CENTRAL FLORIDA HEALTH CARE INC		727	124	15%	851
FLORIDA GULF COAST UNIVERSITY		653	197	23%	850
Southern Oaks Care Center	1	808	38	4%	847
BRISTOL AT TAMPA, THE	4	818	22	3%	844
AUGUSTUS LABS LLC		696	148	18%	844
PALM GARDEN OF VERO BEACH		786	51	6%	837
PEDIATRIC HEALTHCARE ALLIANCE PA		770	62	7%	832
PEBBLEBROOK PHARMACY	1	689	139	17%	829
MEDONE URGENT CARE CENTER		604	224	27%	828
DYNIX DIAGNOSTICS	2	535	284	35%	821
FLORIDA HOSPITAL ORLANDO		743	74	9%	817

COVID-19: testing by laboratory

Data through May 14, 2021 verified as of May 15, 2021 at 09:25 AM

Data in this report are provisional and subject to change.

The numbers in the table below represent the number of Florida and non-Florida residents for whom test results were received by the Department of Health. A person can be tested by more than one laboratory and can have both positive and negative results. **Therefore, the sum of the numbers in each column will be larger than the total number of people tested.**

Reporting lab	Inconclusive	Negative	Positive	Percent positive	Total
VITAS HEALTHCARE CORPORATION OF FLA	1	810	6	1%	817
FLAGLER COUNTY HEALTH DEPARTMENT	3	634	179	22%	816
ASAP LABS LLC	7	655	151	19%	813
THE PRESERVE		796	17	2%	813
GOLDEN GATE FAMILY CLINIC		332	479	59%	811
ASCENSION ST VINCENT'S - CLAY		775	35	4%	810
BUFFALO CROSSING HEALTHCARE & REHABILITATION CTR		787	19	2%	806
BOND AND STEELE CLINIC PA		593	212	26%	805
VALENCIA HILLS HEALTH AND REHABILITATION CENTER		785	17	2%	802
PRINCIPLE LABORATORY	8	771	23	3%	802
NITE LITE PEDIATRICS		234	564	71%	798
ORANGE BLOSSOM FAMILY HEALTH		750	48	6%	798
NONE		308	489	61%	797
TELESCOPE HEALTH LLC	4	671	121	15%	796
ETHOS WELLNESS PHARMACY		736	51	6%	787
SEMINOLE NURSING PAVILION		779	8	1%	787
LIFEBRITE	2	550	231	30%	783
EMED LABS, LLC	3	760	19	2%	782
ADVENT HEALTH - DELTONA ER		647	133	17%	780
SAINTS 120 LLC	1	738	34	4%	773
WILLOWBROOKE COURT AT EDGEWATER POINTE ESTATES		764	9	1%	773
VENICE REGIONAL BAYFRONT HEALTH (PULMONARY)		637	135	17%	772
MANOR CARE HEALTH SERVICES - FT MYERS		739	30	4%	769
ORLANDO HEALTH AND REHAB CENTER		722	45	6%	767
LIFE CARE CENTER OF PENSACOLA		715	51	7%	766
KENDALL HEALTHCARE PROPERTIES DBA	2	731	30	4%	763
Crestview Rehabilitation Center	5	628	129	17%	762
MOUNT SINAI LABORATORY		725	37	5%	762
DXTERITY DIAGNOSTICS	2	714	45	6%	761
RAINBOW PEDIATRIC CENTER PA		713	47	6%	760
PALM GARDEN OF CLEARWATER		741	18	2%	759
PEDIATRICS IN BREVARD PA		689	69	9%	758
BOCA GRANDE HEALTH CLINIC		715	40	5%	755
MAIN STREET MEDICAL CENTER		224	529	70%	753
NORTHEAST FLORIDA NEUROLOGY CLINICS, INC		637	113	15%	750
LIFE CARE CENTER OF ORANGE PARK		713	34	5%	747
ADVENT HEALTH LAB - ORLANDO		434	312	42%	746
HEARTLAND PEDIATRICS OF LAKE WALES		663	78	11%	741
SANTA ROSA MEDICAL GROUP		575	166	22%	741
BALDWIN PEDIATRICS	1	702	35	5%	738
ARTHREX MEDICAL CENTER	1	577	159	22%	737
EDEN SPRINGS NURSING AND REHAB CENTER		620	112	15%	732
CARE ONE OF FLORIDA	1	546	185	25%	732
MANOR PINES CONVALESCENT CENTER LLC	1	706	24	3%	731
NATURE COAST MEDICAL GROUP		598	128	18%	726
FORT MYERS INTERNAL MEDICINE, LLC		656	70	10%	726

COVID-19: testing by laboratory

Data through May 14, 2021 verified as of May 15, 2021 at 09:25 AM

Data in this report are provisional and subject to change.

The numbers in the table below represent the number of Florida and non-Florida residents for whom test results were received by the Department of Health. A person can be tested by more than one laboratory and can have both positive and negative results. **Therefore, the sum of the numbers in each column will be larger than the total number of people tested.**

Reporting lab	Inconclusive	Negative	Positive	Percent positive	Total
GULF COAST MOLECULAR LABORATORIES	13	599	109	15%	721
DISNEY COVID TEST SITE		703	17	2%	720
DIAMOND RIDGE HEALTH AND REHABILITATION		683	36	5%	719
SOUTHERN LABORATORY SERVICES OF NWF		678	39	5%	717
VETERANS AFFAIRS MEDICAL CENTER	1	45	670	94%	716
NCH HEALTHCARE SYSTEM MICROBIOLOGY LAB		2	713	100%	715
SUWANNEE HEALTH AND REHABILITATION CENTER		709	5	1%	714
JOHN KNOX VILLAGE HEALTH CENTER		682	31	4%	713
OCALA FAMILY MEDICAL CENTER INC	2	615	93	13%	710
NCH HEALTHCARE BONITA		564	145	20%	709
MEDONE URGENT CARE AT ST. AUGUSTINE		252	456	64%	708
CLIFFORD CHESTER SIMS STATE VETERANS		694	13	2%	707
GRAND COURT TAMPA		702	4	1%	706
EMERALD SHORES HEALTH AND REHABILITATION		604	102	14%	706
BAPTIST PRIMARY CARE	2	576	127	18%	705
QUALITOX LABORATORIES		514	190	27%	704
ADVENT HEALTH - WESTCHASE ER		612	89	13%	701
Signature HealthCare Center of Waterford		664	37	5%	701
CHILDRENS CLINIC WEST FLORIDA PEDIATRICS		645	55	8%	700
AFC URGENT CARE		265	433	62%	698
HOLMES REGIONAL MEDICAL CENTER		11	686	98%	697
MAYFLOWER ASSISTED LIVING		688	7	1%	695
PREMIER MEDICAL LABORATORY SERVICES	2	468	225	32%	695
VITAS HEALTHCARE CORP OF CENTRAL FL		665	26	4%	691
RIVER GARDEN HEBREW HOME FOR THE AGED		631	57	8%	688
MEDICAL FP - WHOLE FAMILY HEALTH CENTER		567	120	17%	687
FLORIDA HOSPITAL WAUCHULA		524	163	24%	687
SIGNATURE HEALTHCARE OF BROOKWOOD GARDENS		673	11	2%	684
GOLDEN GLADES NURSING & REHABILITATION CTR		649	33	5%	682
PHYSICIANS PRIMARY CARE OF SOUTHWEST FLORIDA	1	650	29	4%	680
Palm Garden of Ocala		574	102	15%	676
PALM BEACH COUNTY FIREFIGHTERS HEALTH CLINIC, LLC		578	97	14%	675
SHORE ACRES CARE CENTER		635	40	6%	675
TREE HOUSE PEDIATRICS PLLC		606	68	10%	674
QUOTIENT SCIENCES		650	23	3%	673
MINI ER ADULT AND PEDIATRIC URGENT CARE		574	98	15%	672
Plantation Bay Rehabilitation Center		648	24	4%	672
FHMG FLORIDA HOSPITAL MEDICAL GROUP		626	46	7%	672
NAPLES CHILDREN'S URGENT CARE		591	80	12%	671
ADVENT HEALTH - TIMBERRIDGE ER		571	99	15%	670
CLEWISTON NURSING AND REHABILITATION CENTER		655	14	2%	669
MICHAEL A MIDDLETON MD PA		637	32	5%	669
PALM GARDEN OF TAMPA		635	32	5%	667
AMERICA'S PHARMACY LLC		585	81	12%	666
ADVENTHEALTH MEDICAL GROUP PROMPT CAR	1	485	178	27%	664
LIFE CARE CENTER OF HILLIARD		641	22	3%	663

COVID-19: testing by laboratory

Data through May 14, 2021 verified as of May 15, 2021 at 09:25 AM

Data in this report are provisional and subject to change.

The numbers in the table below represent the number of Florida and non-Florida residents for whom test results were received by the Department of Health. A person can be tested by more than one laboratory and can have both positive and negative results. **Therefore, the sum of the numbers in each column will be larger than the total number of people tested.**

Reporting lab	Inconclusive	Negative	Positive	Percent positive	Total
ST JOHN'S NURSING CENTER		637	25	4%	662
NSPIRE HEALTHCARE MIAMI LAKES	8	635	15	2%	658
WILLOW BROOKE COURT AT INDIAN RIVER ESTATES		611	45	7%	656
POINT OF CARE TESTING SITE		630	26	4%	656
HMA SANTA ROSA MEDICAL CENTER LLC DBA		530	123	19%	653
MAVERICK LABS		461	191	29%	652
SABAL PALMS HEALTH AND REHAB		593	58	9%	651
MID-FLORIDA PATHOLOGY		482	167	26%	649
ORLANDO ORTHOPAEDIC OUTPATIENT SURGERY CENTER LLC		641	4	1%	645
VETERANS AFFAIRS MEDICAL CENTER - JAMES A HALEY			640	100%	640
HARBOUR HEALTH CENTER		619	19	3%	638
ADDINGTON PLACE AT WELLINGTON GREEN		626	11	2%	637
CHILDRENS MEDICAL ASSOCIATION PA		567	69	11%	636
BALDOMERO LOPEZ STATE VETERANS NURSING HOME	2	628	6	1%	636
SOLARIS HEALTHCARE LAKE CITY		533	103	16%	636
FLORIDA DEPARTMENT OF HEALTH IN CALHOUN COUNTY		490	145	23%	635
EXPRESS URGENT CARE LLC		1	631	100%	632
CONTINENTAL CLINICAL RESEARCH, LLC		557	75	12%	632
PHYSICIANS PRIMARY CARE LAB	1	552	77	12%	630
MANOR CARE NURSING CENTER OF SARASOTA FL LLC		540	88	14%	628
SEBASTIAN RIVER MEDICAL CENTER	3	444	179	29%	626
CONSULATE HEALTHCARE OF VERO BEACH	14	527	83	13%	624
INTERNAL MEDICINE & PEDIATRICS OF TAMPA BAY PA		544	80	13%	624
DAVITA LABS	4	613	7	1%	624
FLORIDA HOSPITAL MEDICAL GROUP		365	258	41%	623
AFC URGENT CARE FAMILY CARE			623	100%	623
WELL-BEING MEDICAL CENTER PLLC		563	60	10%	623
VILLA MARIA NURSING & REHAB CENTER INC	1	603	17	3%	621
PALM GARDEN OF ORLANDO		586	34	5%	620
THERADOC		152	464	75%	616
PIONEER CLINICAL LAB LLC		505	110	18%	615
PALMETTO FAMILY HEALTHCARE	1	398	211	35%	610
HOLY CROSS HOSPITAL		12	598	98%	610
AFC URGENT CARE SEMINOLE	1		608	100%	609
FOUNTAIN MANOR HEALTH AND REHAB CENTER	1	580	22	4%	603
ANCIENT CITY PEDIATRICS	1	576	25	4%	602
HEALTH CENTER AT BRENTWOOD	1	553	47	8%	601
HOPE HOSPICE AND COMMUNITY SERVICES INC	14	566	21	3%	601
PATIENTS FIRST - MAHAN DRIVE		164	436	73%	600
SUNSHINE URGENT CARE LLC		444	156	26%	600
MANOR OAKS NURSING & REHAB CENTER	5	593	2	0%	600
NORTH FLORIDA RETIREMENT VILLAGE		595	5	1%	600
DASCENA, INC	3	537	60	10%	600
The Manor at Blue Water Bay		535	63	11%	598
BONIFAY NURSING AND REHAB CENTER		563	33	6%	596
BODYK		584	11	2%	595

COVID-19: testing by laboratory

Data through May 14, 2021 verified as of May 15, 2021 at 09:25 AM

Data in this report are provisional and subject to change.

The numbers in the table below represent the number of Florida and non-Florida residents for whom test results were received by the Department of Health. A person can be tested by more than one laboratory and can have both positive and negative results. **Therefore, the sum of the numbers in each column will be larger than the total number of people tested.**

Reporting lab	Inconclusive	Negative	Positive	Percent positive	Total
NEW YORK HOSPITAL LABORATORIES	1	577	16	3%	594
URGENT CARE EXPRESS LLC		235	359	60%	594
UNIVERSITY OF TAMPA INC, THE		572	21	4%	593
BROOKDALE FORT MYERS CYPRESS LAKE		590	2	0%	592
HOSPICE OF THE FLORIDA SUNCOAST,THE		581	10	2%	591
DOH - INDIAN RIVER		490	101	17%	591
INNOVATIVE GENOMICS, LLC	9	535	45	8%	589
DBI HEALTH INC		572	16	3%	588
FLORIDA HOSPITAL HEARTLAND MED CTR LAKE PLACID		464	124	21%	588
LAUDERDALE NURSING CENTER LLC	1	567	19	3%	587
SHORELINE PHYSICIAN GROUP		364	223	38%	587
AFC URGENT CARE TYRONE		4	582	99%	586
EMERALD COAST PEDIATRICS & ADOL		512	67	12%	579
WEST GABLES HEALTH CARE CENTER		567	11	2%	578
ENCOMPASS HEALTH REHABILITATION HOSPITAL OF SUNRISE	8	560	8	1%	576
PLANT CITY PEDIATRICS	1	460	113	20%	574
PORT SAINT LUCIE HOSPITAL		563	10	2%	573
TENNESSEE DOH - NASHVILLE	2	504	66	12%	572
MEDICAL VB		451	121	21%	572
NURSING PLUS OF BROWARD LLC	1	547	23	4%	571
CONSULATE HEALTH CARE OF BAYONET POINT	4	549	18	3%	571
PALM GARDEN OF WINTER HAVEN	3	552	16	3%	571
FIRST CHOICE PEDIATRICS		451	119	21%	570
ECCOLAB GROUP	1	149	420	74%	570
PREMIER MEDICAL CENTER LLC	11	530	28	5%	569
Solaris Healthcare Daytona	2	516	50	9%	568
PEDIATRIC ASSOCIATES OF OCALA PA		526	42	7%	568
BENTON PEDIATRICS INC		510	58	10%	568
DIGNITY HEALING, LLC		548	19	3%	567
RICARDO NAVARRO DO PA		478	88	16%	566
FLORIDA STATE HOSPITAL CLINICAL LABORATORY		561	3	1%	564
ARCPOINTS LABS		491	71	13%	562
MEMORIAL PEMBROKE 24/7 CARE CENTER		433	129	23%	562
CHAUTAUQUA REHABILITATION AND NURSING CENTER		549	12	2%	561
NEMOURS CHILDREN'S HOSPITAL		453	108	19%	561
BAPTIST PRIMARY CARE, INC		530	31	6%	561
VETERANS AFFAIRS MEDICAL CENTER - BAY PINES		19	541	97%	560
PEDIATRICS BY THE SEA		525	34	6%	559
PALM GARDEN OF JACKSONVILLE	2	475	80	14%	557
CareATC - Jackson	120	391	46	8%	557
VETERANS AFFAIRS MEDICAL CENTER - GAINESVILLE		3	552	99%	555
THE VILLAGES REGIONAL HOSPITAL FREESTANDING		504	51	9%	555
LORI MCAULIFFE MD PA		508	47	8%	555
JAMES A HALEY VETERANS HOSPITAL		1	553	100%	554
BROWARD PARTNERSHIP	6	540	8	1%	554
CITRUS NURSING CENTER LLC		507	47	8%	554

COVID-19: testing by laboratory

Data through May 14, 2021 verified as of May 15, 2021 at 09:25 AM

Data in this report are provisional and subject to change.

The numbers in the table below represent the number of Florida and non-Florida residents for whom test results were received by the Department of Health. A person can be tested by more than one laboratory and can have both positive and negative results. **Therefore, the sum of the numbers in each column will be larger than the total number of people tested.**

Reporting lab	Inconclusive	Negative	Positive	Percent positive	Total
The Sands at South Beach		549	4	1%	553
THE PALACE AT HOMESTEAD	1	530	21	4%	552
Good Samaritan Society Kissimmee Village		483	66	12%	549
EXPERTUS LABORATORIES INC		448	100	18%	548
PENSACOLA PEDIATRICS MILTON		487	61	11%	548
MEDIPATH		108	439	80%	547
VITAE DIAGNOSTICS		534	13	2%	547
Consulate Health Care of North Fort Myers		533	13	2%	546
GANDY CROSSING CARE CENTER	1	525	20	4%	546
MIDWAY SPECIALTY CARE CENTER	3	429	114	21%	546
NCF DIAGNOSTICS & DNA TECHNOLOGIES	15	213	318	58%	546
PARTICLE THEORY LABS		520	25	5%	545
LIFE CARE CENTER OF WINTER HAVEN		525	20	4%	545
CARENOW	2	308	234	43%	544
COASTAL URGENT CARE		428	116	21%	544
DOCTORS CENTER,THE		432	111	20%	543
JACKSON MEMORIAL LONG TERM CARE CENTER		505	36	7%	541
LITTLE PINE PEDIATRICS PLLC	3	477	61	11%	541
STEWART SEBASTIAN RIVER MEDICAL CENTER		483	57	11%	540
HERON POINTE HEALTH AND REHABILITATION	1	536	3	1%	540
NORTH FLORIDA REHABILITATION & SPECIALTY CARE □		531	9	2%	540
MANOR AT CARPENTERS		507	32	6%	539
MAGNOLIA FAMILY URGENT CARE		487	51	9%	538
FLOMEDILAB		301	236	44%	537
KINDRED HOSPITAL	10	504	22	4%	536
WHITE-WILSON MEDICAL CENTER - NICEVILLE		485	51	10%	536
ORLANDO HEALTH CENTER FOR REHABILITATION		520	15	3%	535
SANDBAY URGENT CARE		433	100	19%	533
LIFE CARE CENTER OF PALM BAY □		505	28	5%	533
JACKSON MEMORIAL PERDUE MEDICAL CENTER		502	29	5%	531
University Crossing		528	2	0%	530
BROOKSVILLE HEALTHCARE CENTER LLC □		514	15	3%	529
TRINITY REGIONAL REHAB CENTER		496	33	6%	529
CLERMONT HEALTH AND REHABILITATION CENTER		496	33	6%	529
ORLANDO VA MEDICAL CENTER		2	527	100%	529
MED FAST URGENT CARE CENTER		260	269	51%	529
FLORIDA DEPARTMENT OF HEALTH CLAY COUNTY	1	426	101	19%	528
MEDICAL CENTER CLINIC-IMMEDIATE CARE	1	423	104	20%	528
SOLARIS HEALTHCARE OSCEOLA		500	25	5%	525
NEW PLANT CITY FAMILY CARE	1	290	234	45%	525
SUSANNA WESLEY HEALTH CENTER		487	37	7%	524
Solaris HealthCare Windermere		491	33	6%	524
HILLCREST HEALTH CARE & REHABILITATION CENTER	3	506	15	3%	524
Palm Garden of Largo		520	4	1%	524
ATLANTIC SHORES NURSING AND REHAB CENTER	1	510	13	2%	524
STARKE FAMILY MEDICAL CENTER		429	95	18%	524

COVID-19: testing by laboratory

Data through May 14, 2021 verified as of May 15, 2021 at 09:25 AM

Data in this report are provisional and subject to change.

The numbers in the table below represent the number of Florida and non-Florida residents for whom test results were received by the Department of Health. A person can be tested by more than one laboratory and can have both positive and negative results. **Therefore, the sum of the numbers in each column will be larger than the total number of people tested.**

Reporting lab	Inconclusive	Negative	Positive	Percent positive	Total
MEMPHIS PATHOLOGY LABORATORY	5	494	24	5%	523
ST CLOUD REGIONAL MEDICAL CENTER CLINICAL LAB		394	129	25%	523
PARKLANDS FACILITY INC	4	477	42	8%	523
CLINICAL LABS OF HAWAII		518	4	1%	522
MOOSEHAVEN HEALTH CENTER		469	53	10%	522
OCEAN BIOSCIENCES		510	11	2%	521
ENZO CLINICAL LABS INC	3	490	26	5%	519
GEORGIA PUBLIC HEALTH LABORATORY		484	35	7%	519
THE SPRINGS AT BOCA CIEGA BAY		506	11	2%	517
PINES OF SARASOTA		508	9	2%	517
Ocala Health and Rehabilitation Center		493	24	5%	517
METROPOLITAN HOSPITAL CENTER		507	9	2%	516
PW WINDERMERE SUBTENANT LLC		511	4	1%	515
AMBULATORY SURGERY CENTER OF BOCA RATON LTD		511	4	1%	515
NEW YORK PRESBYTERIAN - CUMC CLINICAL		494	20	4%	514
MEDFAST URGENT CARE CENTERS		231	283	55%	514
WIMAUMA COMMUNITY HEALTH CENTER		424	89	17%	513
BOULEVARD REHABILITATION CENTER		495	16	3%	511
ASSOCIATESMD MEDICAL GROUP INC		436	75	15%	511
BHA TITUSVILLE CLINIC		475	35	7%	510
TIDEWELL HOSPICE INC	2	501	7	1%	510
LA MER NH LLC		499	8	2%	507
FLO-MEDILAB SERVICES LLC		195	311	61%	506
FAIRWAY OAKS CENTER LLC	6	493	6	1%	505
VITAS HEALTHCARE CORPORATION		500	5	1%	505
UNIVERSITY OF CENTRAL FLORIDA HEALTH SERVICES		483	21	4%	504
LIFE HOPE LABS, LLC		486	18	4%	504
ASCEND CLINICAL	7	415	82	16%	504
SOLARIS HEALTHCARE MERRITT ISLAND		442	62	12%	504
OKEECHOBEE COUNTY HEALTH DEPT	1	371	131	26%	503
MEDSCAN LABORATORY INC	1	284	218	43%	503
Darcy Hall Of Life Care		488	14	3%	502
Heartland Healthcare of Ft. Myers	1	498	3	1%	502
ADVENTHEALTH EXPRESS CARE AT		417	84	17%	501
GOOD SAMARITAN CENTER		498	3	1%	501
SAMANTHA WILSON CARE CENTER	4	485	12	2%	501
CLINICAL PATHOLOGY LABS		388	112	22%	500
Colonial Lakes Health Care		453	46	9%	499
Cypress Cove Care Center		398	101	20%	499
Williston Care Center		433	64	13%	497
AZALEA TRACE PHYSICIAN SERVICES		490	7	1%	497
TUSKAWILLA NURSING AND REHAB CENTER	2	487	8	2%	497
VILLAGE DOCTORS OF KEYSTONE		395	101	20%	496
SOLARIS HEALTHCARE BAYONET POINT		474	21	4%	495
VITAS LUTHERAN TOWERS INPATIENT PROGRAM		429	65	13%	494
NAIA		493	1	0%	494

COVID-19: testing by laboratory

Data through May 14, 2021 verified as of May 15, 2021 at 09:25 AM

Data in this report are provisional and subject to change.

The numbers in the table below represent the number of Florida and non-Florida residents for whom test results were received by the Department of Health. A person can be tested by more than one laboratory and can have both positive and negative results. **Therefore, the sum of the numbers in each column will be larger than the total number of people tested.**

Reporting lab	Inconclusive	Negative	Positive	Percent positive	Total
Parkview Rehabilitation Center at Winter Park		483	10	2%	493
AMEERAH LABS, LLC	2	402	89	18%	493
ELLENTON PEDIATRICS		473	19	4%	492
Quest Diag Unspecifd	1	326	164	33%	491
EPN URGENT CARE		83	408	83%	491
Life Care Center of Punta Gorda	1	470	15	3%	486
Manatee Springs Rehabilitation and Nursing Center		465	20	4%	485
FAMILY EXPRESS URGENT CARE		5	479	99%	484
FLETCHER HEALTH AND REHABILITATION CENTER		480	3	1%	483
HARTS HARBOR HEALTH CARE CENTER		457	24	5%	481
HOLISTIX TREATMENT CENTERS		469	11	2%	480
PALM BEACH PEDIATRICS PA	2	416	62	13%	480
Bayside Care Center	1	459	20	4%	480
NAVAL HOSPITAL - JACKSONVILLE		138	341	71%	479
MOBILE MEDICAL ASSOCIATES PL	17	409	52	11%	478
Q ANSWER LAB	1	414	62	13%	477
HEALTHY STEPS PEDIATRICS		425	52	11%	477
ADVENTHEALTH EXPRESS CARE AT WALGREENS 49TH STREET		405	71	15%	476
Santa Rosa Center for Rehabilitation and Healing		403	72	15%	475
AYERS HEALTH & REHABILITATION CENTER		468	7	1%	475
FAMILY CARE PARTNERS OF NORTHEAST FLORIDA LLC		396	79	17%	475
SEASIDE HEALTH AND REHABILITATION CENTER		411	63	13%	474
MARION AND BERNARD L SAMSON NURSING CENTER		469	4	1%	473
HARDEE COUNTY HEALTH DEPARTMENT		383	88	19%	471
MANOR CARE OF BOYNTON BEACH LLC		447	24	5%	471
NTD_EUROFINS_AIMS		429	40	9%	469
PEDIATRIC HEALTH CARE ALLIANCE, PA		425	43	9%	468
ABBAY DELRAY		461	7	1%	468
ONESTOP MEDICAL AND URGENT CARE LLC		404	63	13%	467
UNIVERSITY OF TAMPA STUDENT HEALTH AND SHC CLINICAL LABORATORY		298	168	36%	466
MANORCARE HEALTH SERVICES - VENICE		410	56	12%	466
BROOKDALE PALMER RANCH	1	407	57	12%	465
COLLIER COUNTY JAIL		461	3	1%	464
HEALTHWORKS MED GROUP OF FLORIDA PA	3	452	9	2%	464
AVANTE AT OCALA INC	5	426	32	7%	463
ST PETERSBURG PEDIATRICS-SEMINOLE BLVD		389	73	16%	462
THE PALACE MANAGEMENT - THE PALACE AT CORAL GABLES		458	3	1%	461
ORCHARD PARK HEALTH & REHABILITATION		454	6	1%	460
INDIAN RIVER CTR, LLC		407	52	11%	459
PALM GARDEN OF WEST PALM BEACH	4	439	16	3%	459
TREASURE COAST COMMUNITY HEALTH	3	380	75	16%	458
MILLENNIA ADVANCED SCIENTIFIC LLC		406	51	11%	457
BLOUNTSTOWN REHABILITATION CENTER LLC		349	108	24%	457
NATIONS BEST FAMILY HEALTH CARE		269	187	41%	456
ST PETERSBURG PEDIATRICS-PARK BLVD		414	42	9%	456
CLARIDGE HOUSE NURSING CENTER		437	18	4%	455

COVID-19: testing by laboratory

Data through May 14, 2021 verified as of May 15, 2021 at 09:25 AM

Data in this report are provisional and subject to change.

The numbers in the table below represent the number of Florida and non-Florida residents for whom test results were received by the Department of Health. A person can be tested by more than one laboratory and can have both positive and negative results. **Therefore, the sum of the numbers in each column will be larger than the total number of people tested.**

Reporting lab	Inconclusive	Negative	Positive	Percent positive	Total
RITECARE MEDICAL CENTER		365	90	20%	455
BAPTIST HEALTH URGENT CARE AT PLANTATION		385	69	15%	454
WATERMARK LAKE POINTE WOODS LLC		435	18	4%	453
SPECIALTY HEALTH AND REHABILITATION CENTER		422	31	7%	453
ROLLINS COLLEGE WELLNESS CENTER		130	322	71%	452
ST ANDREWS BAY SKILLED NURSING &		391	61	13%	452
PRO HEALTH		202	249	55%	451
RENAISSANCE AT THE TERRACES		440	8	2%	448
SMA SPECIALTY MEDICAL LAB		120	327	73%	447
DIAGNOSTIC & CLINICAL CARE SERVICES INC DBA		357	89	20%	446
DIAMOND RIDGE HEALTH AND REHABILITATION CENTER		424	22	5%	446
EMERITUS AT NAPLES	2	441	1	0%	444
MORSELIFE MEMORY CARE RESIDENCE		433	10	2%	443
Destin Healthcare and Rehabilitation Center	1	401	40	9%	442
WALGREENS 3173		401	40	9%	441
CHEEK AND SCOTT DRUGS INC		368	73	17%	441
PENSACOLA PEDIATRICS, PA		421	19	4%	440
ORCHARD RIDGE CARE AND REHABILITATION CENTER		421	19	4%	440
BROOKDALE LAKE TAVARES		431	8	2%	439
ABBOTT DIAGNOSTICS		409	29	7%	438
TAMARAC REHABILITATION & HEALTH CENTER		432	6	1%	438
FLORIDA HEART & VASCULAR MULTISPECIALTY GROUP PA		334	103	24%	437
PruittHealth Panama City	1	370	65	15%	436
HEALTH CENTRAL PARK		368	68	16%	436
Bardmoor Oaks Healthcare and Rehabilitation Center		422	14	3%	436
BAPTIST PRIMARY CARE INC	1	406	28	6%	435
APP-UNIPATH, LLC	2	417	16	4%	435
Life Care Center of Ocala		362	70	16%	432
Solaris Healthcare Lake Bennet		393	38	9%	431
FLORIDA DEPT OF HEALTH IN BREVARD COUNTY	3	364	63	15%	430
AVECINA MEDICAL JULINGTON	1	240	189	44%	430
HCSO OCCUPATIONAL HEALTH AND WELLNESS CENTER		344	83	19%	427
BAY VILLAGE OF SARASOTA INC		423	3	1%	426
SUNLAND MARIANNA COX MEDICAL CENTER		383	43	10%	426
Bay Breeze Senior Living and Rehabilitation Center		371	53	13%	424
FLORIDA DEPARTMENT OF HEALTH IN LIBERTY COUNTY	3	324	97	23%	424
PALMS OF SEBRING		386	38	9%	424
SUN COUNTRY PEDIATRICS PLLC	9	378	37	9%	424
LUIS A GHIGLINO MD PA		412	12	3%	424
SABAL DIRECT PRIMARY CARE, PA		339	84	20%	423
MY HEALTHY BLUEPRINT BY BAPTIST HEALTH CARE		355	68	16%	423
The Care Center at Pinellas Park	1	406	14	3%	421
LEHIGH REGIONAL MEDICAL CENTER LAB	2	372	47	11%	421
GARCIA CLINICAL LABORATORY		28	392	93%	420
PEACHTREE IMMEDIATE CARE		354	65	16%	419
BRIDGEWATER PARK HEALTH AND REHAB	3	381	34	8%	418

COVID-19: testing by laboratory

Data through May 14, 2021 verified as of May 15, 2021 at 09:25 AM

Data in this report are provisional and subject to change.

The numbers in the table below represent the number of Florida and non-Florida residents for whom test results were received by the Department of Health. A person can be tested by more than one laboratory and can have both positive and negative results. **Therefore, the sum of the numbers in each column will be larger than the total number of people tested.**

Reporting lab	Inconclusive	Negative	Positive	Percent positive	Total
PORT CHARLOTTE HMA		373	45	11%	418
MINUTECLINIC LLC #3671		372	45	11%	417
KEY LARGO - LARGO CARGO		379	38	9%	417
ARCPPOINT LABS OF ST PETERSBURG		325	91	22%	416
HEALTH PARK CARE CENTER		409	7	2%	416
FLORIDA DEPARTMENT OF HEALTH		361	54	13%	415
PALMS REHABILITATION AND HEALTHCARE CENTER		374	40	10%	414
LIFE CARE PONTE VEDRA INC		402	12	3%	414
Timberridge Center for Rehabilitation and Healing		378	35	8%	413
STUART - FAIRGROUNDS		364	49	12%	413
BARTON HEALTH ALLIANCE	3	360	49	12%	412
LASER & SURGERY CENTER OF THE PALM BEACHES		409	2	0%	411
Solaris Healthcare Coconut Creek		397	11	3%	408
BAYSHORE DIAGNOSTICS		362	46	11%	408
UR MEDICINE LABS- CENTRAL LABORATORY		381	26	6%	407
Vi at Lakeside Village Skilled Nursing		392	15	4%	407
TIDE LABORATORIES		362	45	11%	407
NAPHCARE, INC AT MANATEE COUNTY JAIL		380	26	6%	406
HENDRY REGIONAL MEDICAL CENTER		118	287	71%	405
ELMCROFT PINECREST	1	376	27	7%	404
TRI-COUNTY NURSING AND REHABILITATION CENTER INC		389	15	4%	404
HARDEE MANOR HEALTH CARE CENTER	1	398	4	1%	403
GENETIC TECHNOLOGICAL INNOVATIONS, LLC		389	14	3%	403
OCEAN VIEW NURSING AND REHAB CENTER		379	22	5%	401
PEDIATRICS IN BREVARD PA- ROCKLEDGE		353	47	12%	400
Life Care Center at Inverrary		389	10	3%	399
BAPTIST HEALTH SOUTH FLORIDA - WEST BOCA URGENT CARE		331	67	17%	398
Coastal Health and Rehabilitation Center		386	12	3%	398
MEDFAST URGENT CARE CENTER		167	231	58%	398
ROSEWOOD HEALTH AND REHABILITATION CENTER		370	27	7%	397
MADISON FACILITY INC		390	7	2%	397
ADVANCED AMBULATORY SURGERY CENTER		383	14	4%	397
AVON PARK PEDIATRICS INC	3	352	42	11%	397
ENCOMPASS HEALTH REHABILITATION OF SEA PINES		396	1	0%	397
JACKSONVILLE KIDS PEDIATRICS, PLLC		361	35	9%	396
SIGNATURE HEALTHCARE OF NORTH FLORIDA		390	4	1%	394
FAMILY MEDICAL CARE OF PALM BEACH		281	113	29%	394
MINI ER AND URGENT CARE		289	105	27%	394
EXCEL PEDIATRICS		336	58	15%	394
MANORCARE AT LELY PALMS		383	8	2%	391
CORAL TRACE HEALTH CARE	2	384	5	1%	391
BARBER		13	376	97%	389
AVANTE AT MT DORA		381	8	2%	389
ST JOSEPH'S HOSPITAL LABORATORY		2	387	99%	389
Stacey Health Care Centers Inc. dba Riverside Care Center		358	30	8%	388
JACKSONVILLE VA UNIVERSITY OPC	4	372	12	3%	388

COVID-19: testing by laboratory

Data through May 14, 2021 verified as of May 15, 2021 at 09:25 AM

Data in this report are provisional and subject to change.

The numbers in the table below represent the number of Florida and non-Florida residents for whom test results were received by the Department of Health. A person can be tested by more than one laboratory and can have both positive and negative results. **Therefore, the sum of the numbers in each column will be larger than the total number of people tested.**

Reporting lab	Inconclusive	Negative	Positive	Percent positive	Total
LIFE BRITE	4	365	19	5%	388
BEAR CREEK NURSING CENTER		381	5	1%	386
SERENADES IN THE VILLAGES		333	53	14%	386
VILLAGE PLACE NH LLC		340	46	12%	386
BOCA BIOLISTICS REFERENCE LABORATORY	3	256	127	33%	386
RAPID RELIABLE TESTING NY LLC		373	12	3%	385
SEA BREEZE REHAB AND NURSING CENTER		376	9	2%	385
COMMUNITY HEALTH AND REHABILITATION CENTER		321	63	16%	384
VILLAGE DOCTORS FAMILY MEDICAL CENTER OF		316	68	18%	384
SUNCOAST URGENT CARE		286	97	25%	383
ST CATHERINE'S WEST REHABILITATION HOSPITAL		369	13	3%	382
BAYFRONT MEDICAL		335	47	12%	382
VETERANS AFFAIRS MEDICAL CENTER - LAKE CITY		52	330	86%	382
BROOKDALE PADDOCK HILLS	2	378	2	1%	382
KISSIMMEE FACILITY OPERATIONS LLC		356	24	6%	380
HOLISTIC PEDIATRICS GROUP LLC		354	26	7%	380
TRENTON MEDICAL CENTER INC DBA PALMS MEDICAL GROUP	4	282	93	25%	379
ARCPPOINT LABS OF SARASOTA MANATEE		295	83	22%	378
ACCESS MEDICAL CENTER	1	344	33	9%	378
FL HUD DESTIN, LLC D/B/A GRAND BOULEVARD HEALTH		338	39	10%	377
EHEALTHSCREENINGS, LLC		377			377
24/7 PEDIATRIC CARE CENTERS INC		356	21	6%	377
SANFORD LABORATORIES		334	43	11%	377
VIERA VA OPC		370	7	2%	377
ELMHURST HOSPITAL CENTER	1	344	32	8%	377
BAYA PHARMACY WEST		8	368	98%	376
Solaris HealthCare Imperial		368	8	2%	376
SPRINGTREE REHAB & HEALTH CARE CENTER		352	24	6%	376
SOLARIS HEALTHCARE PARKWAY	2	355	19	5%	376
FAIR HAVENS CENTER, OPCO		368	8	2%	376
FAMILY CARE PARTNERS OF NE FLORIDA LLC		298	77	21%	375
REHABILITATION CENTER OF LAKE CITY, THE		345	30	8%	375
COLOR GENOMICS, INC.	4	365	6	2%	375
ELLENTON PEDIATRICS PA		353	21	6%	374
HARBOURWOOD	1	365	8	2%	374
MANOR CARE OF NAPLES FL LLC		367	6	2%	373
HAINES CITY REHABILITATION AND NURSING CENTER		349	24	6%	373
EPWORTH VILLAGE RETIREMENT COMMUNITY		367	6	2%	373
LAKE EUSTIS HEALTH AND REHABILITATION CENTER		364	8	2%	372
URGENT CARE BETHESDA	1	318	52	14%	371
HOLLEY NAVARRE MEDICAL CLINIC		287	84	23%	371
MACDILL AIR FORCE BASE		330	41	11%	371
HOLIDAY CVS LLC DBA CVS/PHARMACY #0440		354	16	4%	370
Palmetto Subacute Care Center		359	11	3%	370
INFORM DIAGNOSTICS		361	9	2%	370
TAVARES PEDIATRICS		310	59	16%	369

COVID-19: testing by laboratory

Data through May 14, 2021 verified as of May 15, 2021 at 09:25 AM

Data in this report are provisional and subject to change.

The numbers in the table below represent the number of Florida and non-Florida residents for whom test results were received by the Department of Health. A person can be tested by more than one laboratory and can have both positive and negative results. **Therefore, the sum of the numbers in each column will be larger than the total number of people tested.**

Reporting lab	Inconclusive	Negative	Positive	Percent positive	Total
ADVENT HEALTH - TAMPA		148	221	60%	369
BAYA POINTE NURSING AND REHABILITATION		286	83	22%	369
RIVERS FAMILY MEDICINE PA		281	87	24%	368
ESTERO ISLAND MEDICAL CENTER		290	76	21%	366
AVENTURA REHAB AND NURSING CENTER		346	18	5%	364
Marshall Health and Rehabilitation Center		314	49	13%	363
XPRESS URGENT CARE- PORT ST. LUCIE		209	154	42%	363
CYPRESS COVE		354	8	2%	362
HOSPICE OF LAKE & SUMTER INC	1	350	10	3%	361
GULF COAST MEDICAL CENTER		354	6	2%	360
WALGREENS 4915	1	319	40	11%	360
CENTRAL FLORIDA HEALTH SERVICES		315	45	13%	360
SOUTHWEST ORLANDO FAMILY MEDICINE, PL		298	60	17%	358
AVANTE AT LEESBURG INC		352	5	1%	357
CITY OF PORT SAINT LUCIE		333	24	7%	357
Surrey Place Healthcare and Rehabilitation		355	2	1%	357
ARGO SENIOR LIVING AT HAVERHILL		336	21	6%	357
FLORIDA KEYS PEDIATRICS & ADOLESCENT CENTER		338	18	5%	356
The Grove Health and Rehabilitation		331	24	7%	355
AFTER HOURS PEDIATRICS INC	1	1	353	99%	355
EAST RIDGE RETIREMENT VILLAGE		350	3	1%	353
HCTB INC		295	58	16%	353
KEY WEST HEALTH AND REHAB	1	344	8	2%	353
MY CLINICAL LAB		223	129	37%	352
CRYSTAL RIVER HEALTH & REHAB		348	4	1%	352
WILLISTON PEDIATRICS PA	1	310	41	12%	352
FOUNTAIN INN NURSING & REHABILITATION CTR, INC		346	6	2%	352
VILLAGE AT VIENNA SQUARE,THE□	6	329	17	5%	352
POMPANO REHABILITATION AND NURSING CTR		346	5	1%	351
CORAL BAY HEALTHCARE AND REHABILITATION	1	338	12	3%	351
Avante at St Cloud, Inc.		340	11	3%	351
Concordia Village of Tampa AL		345	5	1%	350
TGH		1	349	100%	350
DEPARTMENT OF HEALTH BUREAU OF FAMILY		338	12	3%	350
VI AT BENTLEY VILLAGE HOME CARE		348	1	0%	349
FIRST CHOICE PEDIATRICS INC		309	40	11%	349
FRICKS PHARMACY		282	67	19%	349
CONCIMED LLC		314	33	10%	347
JACKSON PLAZA NURSING & REHAB CENTER	6	332	9	3%	347
APOLLO HEALTH & REHABILITATION		339	7	2%	346
HEALTH DESIGNS		332	14	4%	346
SELECT REFERENCE LABORATORIES, LLC	1	333	12	3%	346
SUNRISE DIAGNOSTIC LABORATORY		292	53	15%	345
LabCorp (Non-Interfaced)	2	133	210	61%	345
USAFSAM/PHE		175	170	49%	345
FLORIDA HEALTH CARE PLANS			344	100%	344

COVID-19: testing by laboratory

Data through May 14, 2021 verified as of May 15, 2021 at 09:25 AM

Data in this report are provisional and subject to change.

The numbers in the table below represent the number of Florida and non-Florida residents for whom test results were received by the Department of Health. A person can be tested by more than one laboratory and can have both positive and negative results. **Therefore, the sum of the numbers in each column will be larger than the total number of people tested.**

Reporting lab	Inconclusive	Negative	Positive	Percent positive	Total
REGENTS PARK OF BOCA RATON☐		339	5	1%	344
ADVENT HEALTH CENTRA CARE - PALM COAST		80	262	77%	342
ST LUCIE EMPLOYEE HEALTH & WELLNESS CENTER		328	13	4%	341
STATMED QUICK QUALITY CLINIC AT NORTH PINELLAS		80	261	77%	341
QUICK CARE MED LLC	1	272	67	20%	340
CRONOS CLINICAL LABORATORY	22	227	91	27%	340
ST JUDE CHILDREN'S RESEARCH HOSPITAL		323	15	4%	338
MEDICAL CENTER AT OCEAN REEF,THE		321	17	5%	338
SIGNATURE HEALTHCARE AT THE COURTYARD		291	47	14%	338
MACCLENNY NURSING AND REHAB		320	18	5%	338
RULEME CENTER	2	306	30	9%	338
AMERICAN FINNISH NURSING HOME	2	326	8	2%	336
ROSEN MEDICAL CENTER		291	45	13%	336
Avante at Inverness		333	3	1%	336
DELTONA HEALTH CARE		307	28	8%	335
MIAMI CEREBRAL PALSY RESIDENTIAL		334	1	0%	335
KENNEDY PAIN CLINIC GROUP LLC		301	34	10%	335
LODGE HEALTH AND REHABILITATION CENTER, THE		302	33	10%	335
ARDEN COURTS OF TAMPA☐	2	327	6	2%	335
TIERRA PINES CENTER		321	13	4%	334
DAYTONA BEACH HEALTH AND REHAB CENTER		332	2	1%	334
EDGEWATER AT WATERMAN VILLAGE,THE		318	16	5%	334
PHYSICIANS REGIONAL WALK-IN		196	138	41%	334
GOOD SAMARITAN SOCIETY-DAYTONA		313	21	6%	334
Life Care Center at Wells Crossing		309	24	7%	333
NORTH PINELLAS STATMED QUICK QUALITY CLINICS		236	97	29%	333
CROSS POINTE CARE CENTER	2	325	6	2%	333
AMERICAN ESOTERIC LAB-BIRMINGHAM		325	5	2%	330
ACCURATE DIAGNOSTIC LABS, INC		311	18	5%	329
CENTERSTONE OF FLORIDA☐		301	28	9%	329
WESTCHESTER GARDENS LIMITED PARTNERSHIP		319	9	3%	328
CORAL REEF NURSING & REHABILITATION CENTER		319	8	2%	327
ST JAMES HEALTH AND REHABILITATION CENTER		240	87	27%	327
TALLAHASSEE NHHI LLC	1	299	27	8%	327
SILVER CREEK SENIOR LIVING COMMUNITY		321	5	2%	326
HAVEN OF OUR LADY OF PEACE INC		318	8	2%	326
JUPITER MEDICAL CENTER URGENT CARE - STUART		246	79	24%	325
220 GOLDEN, LLC	1	308	16	5%	325
PIONEER CLINICAL LAB, LLC		212	113	35%	325
Sunset Point Center		318	6	2%	324
STAR CARE		270	54	17%	324
LUTHERAN HAVEN		314	9	3%	323
AVELLINO LAB USA, INC	1	308	14	4%	323
ST VINCENT'S AMBULATORY CARE INC DBA	2	282	39	12%	323
COLLIER PHARMACY		265	58	18%	323
BIOCEPT		300	22	7%	322

COVID-19: testing by laboratory

Data through May 14, 2021 verified as of May 15, 2021 at 09:25 AM

Data in this report are provisional and subject to change.

The numbers in the table below represent the number of Florida and non-Florida residents for whom test results were received by the Department of Health. A person can be tested by more than one laboratory and can have both positive and negative results. **Therefore, the sum of the numbers in each column will be larger than the total number of people tested.**

Reporting lab	Inconclusive	Negative	Positive	Percent positive	Total
Life Care Center of Sarasota		309	13	4%	322
HUNT CLUB PEDIATRIC ASSOCIATES, P.A.		273	48	15%	321
Avante at Orlando	1	314	6	2%	321
HEATHER HILL HEALTHCARE CENTER		274	47	15%	321
JACKSONVILLE UNIVERSITY	1	302	17	5%	320
LAKESIDE NEUROLOGIC		306	14	4%	320
West Melbourne Health and Rehabilitation Center		319	1	0%	320
PruittHealth Santa Rosa		225	94	29%	319
HOMESTEAD MANOR	2	275	41	13%	318
MEDEXPRESS LUTZ		4	313	99%	317
HIGHLANDS URGENT CARE		1	315	100%	316
D PEDIATRICS		285	31	10%	316
BAY COUNTY SHERIFFS OFFICE JAIL FACILITY		262	53	17%	315
SILVERCREST HEALTH AND REHABILITATION CENTER	3	303	8	3%	314
LEESBURG PEDIATRICS		277	37	12%	314
CONSULATE HEALTH CARE OF SAFETY HARBOR		307	7	2%	314
PALM GARDEN OF PINELLAS		313	1	0%	314
GENESIS MEDICAL LABORATORY MIAMI FL.		83	230	73%	313
AMERICAN RESEARCH LABS		266	47	15%	313
OSPREY LODGE		252	60	19%	312
PONTE VEDRA GARDENS		309	1	0%	310
CONEY ISLAND HOSPITAL	1	298	11	4%	310
RIVERWOOD HEALTH NH LLC		271	39	13%	310
Chatsworth at PGA National, LLC		295	14	5%	309
MIDWAY PRIMARY CARE, LLC	11	190	108	35%	309
PROFESSIONAL URGENT CARE SERVICES		256	52	17%	308
Chatham Glen Healthcare and Rehabilitation Center		298	9	3%	307
PERSONALIZED GENETIC TESTING	3	204	100	33%	307
USA HEALTH UNIVERSITY HOSPITAL CLINICAL LABORATORY	1	296	10	3%	307
WHITE WILSON MEDICAL IMMEDIATE CARE NICEVILLE		80	227	74%	307
FREEDOM SQUARE NURSING CENTER		294	12	4%	306
LAKELAND REGIONAL HEALTH SYSTEMS INC		39	266	87%	305
DE LUNA HEALTH AND REHABILITATION CENTER		281	23	8%	304
CLARE BRIDGE ORMOND BEACH	1	303			304
LAKE PARK OF MADISON		292	11	4%	303
SARAPATH DIAGNOSTICS		172	131	43%	303
FLORIDA ATLANTIC UNIVERSITY STUDENT HEALTH		250	52	17%	302
ARBOR FACILITY INC		298	4	1%	302
MEDICATION ROOMS-CSU/CI NURSE STATION	1	288	13	4%	302
JUPITER MEDICAL CENTER URGENT CENTER		252	49	16%	301
DISCOVERY VILLAGE AT NAPLES		284	17	6%	301
MILLENNIUM PHYSICIAN GROUP LLC		263	37	12%	300
AVANTE AT ORMOND BEACH INC		291	9	3%	300
renaissance health and rehabilitation center		273	27	9%	300
PAVILION FOR HEALTHCARE, THE		295	3	1%	298
BUENA VISTA URGENT CARE		264	34	11%	298

COVID-19: testing by laboratory

Data through May 14, 2021 verified as of May 15, 2021 at 09:25 AM

Data in this report are provisional and subject to change.

The numbers in the table below represent the number of Florida and non-Florida residents for whom test results were received by the Department of Health. A person can be tested by more than one laboratory and can have both positive and negative results. **Therefore, the sum of the numbers in each column will be larger than the total number of people tested.**

Reporting lab	Inconclusive	Negative	Positive	Percent positive	Total
THE RESIDENCE AT TIMBER PINES	4	267	26	9%	297
HEARTLAND PEDIATRICS OF LAKE PLACID PA	1	260	36	12%	297
ALLIANCE PEDIATRICS PA		288	8	3%	296
BROOKDALE DESTIN		284	12	4%	296
LONGWOOD FAMILY PRACTICE		226	69	23%	295
FARAH MEDICAL		279	15	5%	294
HOSPICE OF ST FRANCIS INC		287	7	2%	294
CHIPOLA HEALTH AND REHAB		276	18	6%	294
WESTWOOD HEALTHCARE SNF		248	46	16%	294
PROTEUS MOLECULAR AND CLINICAL LAB	1	180	112	38%	293
CAREATC CITY OF TAMPA	24	228	41	14%	293
IMA MEDICAL GROUP	1	210	82	28%	293
NORTHWEST MEDICAL CENTER CLINICAL LABORATORY		175	118	40%	293
BOND CLINIC, PA		219	74	25%	293
AMELIA MEDICAL CARE		133	159	54%	292
SHC College Park		288	3	1%	291
BIOIQ		243	48	16%	291
SANDY PINES	2	245	44	15%	291
PALMS FACILITY INC		273	18	6%	291
WALGREENS 10670		252	38	13%	290
Rehabilitation Center for Park Place LLC		279	11	4%	290
AMERICAN HEALTH ASSOCIATES INC	1	270	19	7%	290
Solaris Senior Living North Naples ALF		281	9	3%	290
DAVID SCOTT MADWAR MD PA		261	29	10%	290
SIGNATURE HEALTHCARE OF ORANGE PARK		286	4	1%	290
BARBARA O'REILLY MD PA		283	7	2%	290
AUBURN UNIVERSITY MEDICAL CLINIC		227	62	21%	289
TRUE NORTH HEALTH NAVIGATION LLC DBA DISPATCHHEALTH	1	240	48	17%	289
PALM GARDEN OF GAINESVILLE	2	285	2	1%	289
DOCTORS MEMORIAL HOSPITAL		158	131	45%	289
STERLING HOUSE OF DELAND		288	1	0%	289
MAGNOLIA DIAGNOSTICS, LLC	4	256	28	10%	288
VITAS HEALTHCARE CORPORATION OF FL		273	15	5%	288
Terrace Health and Rehab		284	4	1%	288
W FRANK WELLS NURSING HOME		258	29	10%	287
VETERANS AFFAIRS MEDICAL CENTER - MIAMI		2	285	99%	287
BENTLEY CARE CENTER		286	1	0%	287
Flagler Health and Rehabilitation		281	5	2%	286
A PLUS PEDIATRICS		251	34	12%	285
BROWARD NURSING & REHABILITATION CTR	8	260	16	6%	284
CHIPOLA MEDICAL ASSOCIATES, LLC		207	77	27%	284
AURORA DIAGNOSTICS BERNHARDT LABORATORIES PATHOLOGY SERVICE		190	93	33%	283
LAKE VIEW CARE CENTER AT DELRAY		277	6	2%	283
WALGREENS #04809	1	251	30	11%	282
WASHINGTON REHAB AND NURSING		271	10	4%	281
BRENTWOOD RETIREMENT COMMUNITY	5	242	34	12%	281

COVID-19: testing by laboratory

Data through May 14, 2021 verified as of May 15, 2021 at 09:25 AM

Data in this report are provisional and subject to change.

The numbers in the table below represent the number of Florida and non-Florida residents for whom test results were received by the Department of Health. A person can be tested by more than one laboratory and can have both positive and negative results. **Therefore, the sum of the numbers in each column will be larger than the total number of people tested.**

Reporting lab	Inconclusive	Negative	Positive	Percent positive	Total
Signature healthcare of Jacksonville		275	5	2%	280
DOS OF NORTH SHORES NURSING & REHAB CENTER		279			279
ISLAND HEALTH AND REHABILITATION CENTER		271	8	3%	279
PRUITT HEALTH-SANTA ROSA		275	2	1%	277
Crossbreeze care center	1	274	2	1%	277
RITE MEDICAL CARE PC		274	3	1%	277
Avante at Lake Worth, Inc.	1	269	6	2%	276
Jacaranda Manor		274	2	1%	276
VILLAGES REGIONAL HOSPITAL SURGERY CENTER LLC, THE		218	58	21%	276
NADAL PEDIATRICS		223	52	19%	275
Sunnyside Nursing Home		271	3	1%	274
FLOW HEALTH LABORATORIES LLC		268	6	2%	274
NASSAU COUNTY JAIL		229	45	16%	274
Glades West Rehabilitation and Nursing Center		266	8	3%	274
GEORGE SAFRAN MD PC		259	14	5%	273
Cross Gardens Care Center		272	1	0%	273
ADVENT HEALTH - PALM HARBOR ER		224	49	18%	273
FIRST CHOICE PRIMARY CARE		216	56	21%	272
GATTOLINE ENTERPRISES, INC. DBA FAMILY CARE PHARMACY		223	48	18%	271
LAKEVIEW INTERNAL MEDICINE		204	67	25%	271
PREMIER PLACE AT THE GLENVIEW		261	9	3%	270
LEHIGH VALLEY GENOMICS		45	225	83%	270
ADVENT HEALTH CARE CENTER	9	246	15	6%	270
ATLANTIC URGENT CARE		186	84	31%	270
PBC FIREFIGHTER BENEFIT FUND WELLNESS CENTER		225	45	17%	270
SURREY PLACE CARE CENTER		262	7	3%	269
The Ponce Therapy Care Center		265	4	1%	269
FORT PIERCE HEALTH CARE		261	7	3%	268
ADVENT HEALTH CENTRA CARE - ORMOND BEACH		113	155	58%	268
BARTRAM CROSSING		267			267
NORTH FLORIDA PEDIATRICS - MARIANNA		227	40	15%	267
ST MARK VILLAGE	1	261	5	2%	267
FORT MYERS REHABILITATION AND NURSING CENTER		241	26	10%	267
THE PLAYERS CHAMPIONSHIP		265			265
MIAMI JEWISH HEALTH SYSTEMS, INC	4	251	10	4%	265
EVENT MED SERVICES LABORATORY		260	5	2%	265
MARTIN ACQUISITION 1 LLC DBA		251	14	5%	265
LAKESIDE HEALTH CENTER		263	2	1%	265
SERANADES BY SONATA WEST ORANGE		236	29	11%	265
EDGEWOOD NURSING CENTER		255	10	4%	265
SEAVIEW NURSING AND REHABILITATION CENTER		254	10	4%	264
BRANDON COMMUNITY HEALTH CENTER		230	31	12%	261
CARENOW LAKE MARY		45	215	83%	260
ADVENT HEALTH - ORLANDO		195	65	25%	260
VETERANS AFFAIRS ORLANDO VA MEDICAL CENTER			260	100%	260
CLIFFORD CHESTER SIMS VA NURSING HOME		251	9	3%	260

COVID-19: testing by laboratory

Data through May 14, 2021 verified as of May 15, 2021 at 09:25 AM

Data in this report are provisional and subject to change.

The numbers in the table below represent the number of Florida and non-Florida residents for whom test results were received by the Department of Health. A person can be tested by more than one laboratory and can have both positive and negative results. **Therefore, the sum of the numbers in each column will be larger than the total number of people tested.**

Reporting lab	Inconclusive	Negative	Positive	Percent positive	Total
PINELLAS CARE CENTER		223	37	14%	260
KINDRED HOSPITAL THE PALM BEACHES		254	6	2%	260
BRADEN RIVER REHABILITATION CENTER LLC		258	2	1%	260
TERRACES OF LAKE WORTH CARE CENTER		248	12	5%	260
PATHWAY PHARMACY		216	44	17%	260
SACRED HEART HEALTH SYSTEM INC		215	44	17%	259
CONSULATE HEALTHCARE OF KISSIMMEE		247	12	5%	259
AZALEA TRACE		245	13	5%	258
SAMIR EBEID MD		232	26	10%	258
KR at Hillsborough Lakes/Lutz Healthcare		248	10	4%	258
FLORIDA WOMAN CARE LABORATORY LLC		232	26	10%	258
OAKBROOK HEALTH AND REHABILITATION CENTER	1	243	14	5%	258
FELLOWSHIP HOME AT THE FAIRWAY LLC		251	7	3%	258
FLORIDA MEDICAL CLINIC LLC		173	85	33%	258
CCS - JOSEPH V CONTE		256	2	1%	258
FEDERATION CCRC OPERATIONS CORP		254	3	1%	257
ESCAMBIA COUNTY JAIL DETENTION DIVISION		250	7	3%	257
BAYVIEW CENTER		251	6	2%	257
BAYA URGENT CARE LLC		224	33	13%	257
SPRINGS AT LAKE POINTE WOODS		255	2	1%	257
HUNT CLUB PEDIATRIC ASSOCIATES PA		178	79	31%	257
MARTIN MEMORIAL MEDICAL CENTER LAB		128	129	50%	257
ABSOLUTE HEALTH INTERNAL MEDICINE AND PEDIATRICS		228	28	11%	256
HOMESTEAD VILLAGE		245	11	4%	256
RIVERSIDE RECOVERY OF TAMPA		253	2	1%	255
FLORIDA CLINICAL LABORATORY-BIOREFERENCE LABORATORIES		103	152	60%	255
VIERA DEL MAR HEALTH AND REHABILITATION CENTER		242	13	5%	255
BVM THE BRIDGES LLC		252	2	1%	254
SHELL POINT VILLAGE MEDICAL CENTER		246	8	3%	254
ADVANCED MEDICAL GROUP		2	250	99%	252
BUREAU OF CLINICAL LABORATORIES		209	42	17%	251
CAREATC, INC.	1	226	24	10%	251
ST ANTHONYS REHABILITATION HOSPITAL	9	240	2	1%	251
Consulate Health Care of St. Petersburg		244	7	3%	251
UCC - WELLINGTON		3	246	99%	249
ALTAMONTE PEDIATRIC ASSOCIATES		175	74	30%	249
ESCAMBIA COUNTY JAIL	2	180	67	27%	249
ST PETERSBURG PEDIATRICS-EAST BAY	1	210	38	15%	249
Royal Oaks Nursing and Rehab		248	1	0%	249
CARRINGTON PLACE OF ST PETE LLC		242	6	2%	248
ARDEN COURTS OF FORT MYERS		241	7	3%	248
LAKE REGIONAL URGENT CARE		12	235	95%	247
ADVENTHEALTH EXPRESS CARE AT WESLEY CH		218	29	12%	247
Orchid Cove at Sarasota		246	1	0%	247
AVECINA MOBILE		121	125	51%	246
Life Care Center of Melbourne		229	17	7%	246

COVID-19: testing by laboratory

Data through May 14, 2021 verified as of May 15, 2021 at 09:25 AM

Data in this report are provisional and subject to change.

The numbers in the table below represent the number of Florida and non-Florida residents for whom test results were received by the Department of Health. A person can be tested by more than one laboratory and can have both positive and negative results. **Therefore, the sum of the numbers in each column will be larger than the total number of people tested.**

Reporting lab	Inconclusive	Negative	Positive	Percent positive	Total
SUNLIFE PHARMACY		217	29	12%	246
Heritage Healthcare at Tallahassee		239	7	3%	246
ST AUGUSTINE HEALTH & REHAB CENTER		244	1	0%	245
ROSEWOOD HEALTHCARE & REHABILITATION CENTER		239	6	2%	245
PADDOCK RIDGE		242	3	1%	245
MALABAR/ADVENT CENTRA CARE		48	196	80%	244
WHITE WILSON MEDICAL CENTER IMMEDIATE CARE		136	108	44%	244
REGENTS PARK AT AVENTURA		229	15	6%	244
ARCHER HEALTH VENTURES, LLC		217	25	10%	242
SOLARIS SENIOR LIVING VERO BEACH		233	9	4%	242
MCW MENTAL HEALTH LLC		238	4	2%	242
VILLA MARIA WEST SKILLED NURSING FACILITY		233	8	3%	241
GOOD SAMARITAN CARES		236	5	2%	241
Lake Port Square Health Center		221	19	8%	240
AMERICAN HOUSE SENIOR LIVING		189	51	21%	240
SOUTHLAND SUITES OF ORMOND BEACH	4	236			240
PALM GARDEN OF AVENTURA		236	4	2%	240
STERLING HOUSE OF WINTER HAVEN		237	3	1%	240
CLARE BRIDGE OF SARASOTA		238	2	1%	240
ORANGE COUNTY HEALTH DEPT		228	11	5%	239
Signature Healthcare of Ormond		237	2	1%	239
NORTH FLORIDA PEDIATRICS PA - DUVAL		209	29	12%	238
FIRSTCARE CLINIC		121	117	49%	238
Kindred Hospital South Florida Hollywood SNU		230	8	3%	238
ARDEN COURTS OF SEMINOLE		197	41	17%	238
FLORIDA HEALTH CARE PLAN INC		2	236	99%	238
CLERMONT URGENT CARE		1	236	100%	237
BAY VUE NURSING AND REHABILITATION CENTER		224	11	5%	235
OAK HAMMOCK AT THE UNIVERSITY OF FLORIDA		229	6	3%	235
Fouraker Hills Rehab and Nursing		226	9	4%	235
BAY TREE CARE AND REHABILITATION CENTER		197	38	16%	235
GUEST HOUSE Ocala, THE		224	11	5%	235
MANDARIN PEDIATRICS		210	24	10%	234
CHILDREN MED CARE INC		201	33	14%	234
MATHISON RETIREMENT COMMUNITY, INC	1	222	11	5%	234
LCS SANDHILL COVE LLC DBA	6	219	9	4%	234
DOCTORS MEMORIAL FAMILY MEDICINE	2	163	68	29%	233
MEASE COUNTRYSIDE HOSPITAL		2	231	99%	233
HEARTLAND SOUTH JACKSONVILLE OF JACKSONVILLE FL ,		232			232
Lakewood Nursing Center		198	34	15%	232
BORLAND GROOVER CLINIC	1	192	39	17%	232
ManorCare Health Services-Palm Harbor	1	229	1	0%	231
YOUR FAMILY WALK-IN CLINIC		17	214	93%	231
ADVENT HEALTH - LAKE NONA		196	35	15%	231
LYNN HAVEN SPORTS COMPLEX-WALKON CLINIC		21	209	91%	230
VILLAGE PEDIATRICS LLC		199	31	13%	230

COVID-19: testing by laboratory

Data through May 14, 2021 verified as of May 15, 2021 at 09:25 AM

Data in this report are provisional and subject to change.

The numbers in the table below represent the number of Florida and non-Florida residents for whom test results were received by the Department of Health. A person can be tested by more than one laboratory and can have both positive and negative results. **Therefore, the sum of the numbers in each column will be larger than the total number of people tested.**

Reporting lab	Inconclusive	Negative	Positive	Percent positive	Total
WALGREENS #06012		198	31	14%	229
CORAL GABLES NURSING & REHABILITATION CENTER		218	11	5%	229
COLONY CLUB ALF,THE	1	213	15	7%	229
HOSPITAL FOR SPECIAL SURGERY		226	3	1%	229
REGENCY PARK		210	19	8%	229
HEALTHPOINT MED GRP OF THE EMERALD COAST LLC		189	39	17%	228
BENDERSON FAMILY SKILLED NURSING AND□		210	18	8%	228
JUNO DERMATOLOGY LLC		210	18	8%	228
LAKE WALES OPERATING GROUP LLC		223	5	2%	228
MEDICAL CONSULTANTS OF FLORIDA LLC	1	193	34	15%	228
HIGHLANDS LAKE CENTER		223	5	2%	228
ASCENSION MEDICAL GROUP		5	223	98%	228
ALLSOUTH URGENT CARE		52	176	77%	228
WIREGRASS DIRECT PRIMARY CARE PLLC□		190	37	16%	227
PARKS HEALTHCARE & REHABILITATION CTR	4	211	11	5%	226
Avante at Melbourne		221	5	2%	226
FLORIDA DEPARTMENT OF HEALTH IN TAYLOR COUNTY	1	177	48	21%	226
KENILWORTH CARE & REHABILITATION CENTER		207	18	8%	225
NSPIRE HEALTHCARE LAUDERHILL		219	6	3%	225
PARK MEADOWS HEALTH AND REHABILITATION CENTER		224	1	0%	225
INN AT ASTON GARDENS, THE		216	8	4%	224
CONSULATE HEALTH CARE OF MELBOURNE		219	5	2%	224
MACTOWN, INC		222	2	1%	224
FLORIDA HEALTH CARE PLANS INC		2	222	99%	224
DOLPHIN POINTE HEALTH CARE LLC		201	23	10%	224
FORT WALTON REHABILITATION CENTER		185	39	17%	224
DISCOVERY VILLAGE AT MELBOURNE		197	27	12%	224
ARDEN COURTS OF DELRAY BEACH FL LLC	3	210	11	5%	224
UNIVERSITY OF MIAMI		82	141	63%	223
MIAMI VA HEALTHCARE SYSTEM			223	100%	223
BONITA PHARMACY		202	21	9%	223
PINNACLES PEDS CARE PA		222			222
PALMS MEDICAL GROUP HIGH SPRINGS		183	39	18%	222
CCS - PAUL REIN DETENTION FACILITY		156	66	30%	222
FLAGLER COUNTY DETENTION CENTER		209	13	6%	222
ADVENT HEALTH CENTRA CARE - APOPKA NORTH		192	30	14%	222
PEDIATRIC SPECIALISTS MEDICAL GROUP□	1	193	27	12%	221
The Waterford		218	3	1%	221
Hampton Court Nursing and Rehabilitation Center		218	2	1%	220
SUPERIOR RESIDENCES OF PANAMA CITY BEACH		213	7	3%	220
CONCORD LIFE SCIENCES LLC	2	201	17	8%	220
Boynton Beach Rehabilitation Center	2	213	5	2%	220
ADVENT HEALTH CENTRA CARE - DAYTONA BEACH		94	125	57%	219
SOUTH BALDWIN REGIONAL MEDICAL CENTER		205	14	6%	219
JACKSON COUNTY HEALTH DEPARTMENT		163	56	26%	219
ANGELS DIAGNOSTIC GROUP		174	45	21%	219

COVID-19: testing by laboratory

Data through May 14, 2021 verified as of May 15, 2021 at 09:25 AM

Data in this report are provisional and subject to change.

The numbers in the table below represent the number of Florida and non-Florida residents for whom test results were received by the Department of Health. A person can be tested by more than one laboratory and can have both positive and negative results. **Therefore, the sum of the numbers in each column will be larger than the total number of people tested.**

Reporting lab	Inconclusive	Negative	Positive	Percent positive	Total
BOCA RATON REHABILITATION CENTER	4	211	4	2%	219
WOOD LAKE HEALTH AND REHABILITATION CENTER		219			219
LAKE PORT SQUARE		200	17	8%	217
EDWARD J HEALEY REHAB & NURSING CENTER		217			217
ST. CLOUD REGIONAL MEDICAL CENTER		199	18	8%	217
THE MANOR AT CARPENTERS		185	32	15%	217
LABCORP BURLINGTON	1	158	58	27%	217
Sunrise Health and Rehabilitation Center		208	8	4%	216
TUSCAN GARDENS OF PALM COAST		210	6	3%	216
WORKPLACE SCREENING INTELLIGENCE			216	100%	216
BROOKDALE ATRIM WAY		210	6	3%	216
GATEWAY/ADVENT CENTRA CARE	1	24	190	88%	215
HEALTH FIRST - HOLMES REGIONAL MEDICAL CENTER		32	183	85%	215
SEMINOLE TRIBE OF FLORIDA		178	37	17%	215
WEST		194	21	10%	215
Taylor Care Center		210	5	2%	215
SACRED HEART MEDICAL GROUP URGENT CARE		181	34	16%	215
NADAL PEDIATRICS - VICTORIA STREET (3385)		181	33	15%	214
ALL SEASONS NAPLES LLC		205	9	4%	214
BLOCK, NATION, CHASE, AND SMOLEN FAMILY MEDICINE		157	57	27%	214
CONSULATE HEALTH CARE OF WINTER HAVEN		209	4	2%	213
Consulate Healthcare of West Palm Beach		197	16	8%	213
LIFE CARE CENTER OF PORT ST. LUCIE		201	12	6%	213
POCONO MEDICAL CENTER		212	1	0%	213
San Jose Health & Rehabilitation		207	6	3%	213
GEORGIA DEPARTMENT OF PUBLIC HEALTH	1	5	206	97%	212
FULGENT GENETICS	3	166	43	20%	212
Bayside Health and Rehabilitation		181	31	15%	212
JACKSONVILLE NURSING AND REHAB CENTER		203	8	4%	211
KINDRED HOSPITAL MELBOURNE	1	203	7	3%	211
GLENRIDGE ON PALMER RANCH,THE		202	8	4%	210
BARKLEY PLACE	1	203	6	3%	210
Lehigh Acres Health and Rehabilitation		198	12	6%	210
GOOD SAMARITAN SOCIETY OF DELAND		199	11	5%	210
PATRIOT MEDICAL LABORATORIES		202	8	4%	210
CARE RESOURCE COMMUNITY HEALTH CENTERS INC		196	13	6%	209
Nspire Health Care Kendall		199	10	5%	209
Whispering Oaks	11	175	23	11%	209
LAB CORP	1	121	87	42%	209
The Palace Nursing and Rehabilitation Center		209			209
AVANTE AT ORLANDO INC		207	1	0%	208
FLORIDA DEPARTMENT OF HEALTH IN WALTON COUNTY		186	21	10%	207
HIALEAH SHORES NURSING AND REHAB CENTER		199	8	4%	207
MIRACLE HILL NURSING & REHABILITATION CENTER INC		201	6	3%	207
AMA MEDICAL GROUP LLC		175	32	15%	207
NO FLORIDA PEDIATRICS, PA		180	27	13%	207

COVID-19: testing by laboratory

Data through May 14, 2021 verified as of May 15, 2021 at 09:25 AM

Data in this report are provisional and subject to change.

The numbers in the table below represent the number of Florida and non-Florida residents for whom test results were received by the Department of Health. A person can be tested by more than one laboratory and can have both positive and negative results. **Therefore, the sum of the numbers in each column will be larger than the total number of people tested.**

Reporting lab	Inconclusive	Negative	Positive	Percent positive	Total
NEW YORK CITY DEPARTMENT OF HEALTH & MENTAL		171	35	17%	206
TARPON POINT NURSING AND REHABILITATION CENTER		203	3	1%	206
Cross Terrace REhabilitation		203	2	1%	205
SENIOR LIVING VII TAMPA LLC	1	195	9	4%	205
ST JOHNS COUNTY DETENTION CENTER		204			204
CARE CENTERS OF NASSAU		201	3	1%	204
PCB CLINIC		159	45	22%	204
PATHGROUP LABS LLC		97	107	52%	204
MINUTECLINIC DIAGNOSTIC OF TEXAS, LLC		186	18	9%	204
PALM HARBOR FAMILY PRACTICE & WALK-IN		157	47	23%	204
CVS		50	153	75%	203
BROOKDALE OF SPRING HILL	9	192	2	1%	203
POLK COUNTY HEALTH DEPARTMENT		178	24	12%	202
NSPIRE HEALTHCARE TAMARAC		161	40	20%	201
HERITAGE HEALTHCARE AND REHABILITATION CENTER		196	5	2%	201
VAMC WEST PALM LAB		5	196	98%	201
Governors Creek Health and Rehabilitation	1	198	2	1%	201
JEFFERSON COUNTY HEALTH DEPARTMENT-MONTICELLO		160	41	20%	201
GRACE PEDIATRICS		168	32	16%	200
ADVENT HEALTH - CARROLLWOOD	4	169	27	14%	200
MD NOW MEDICAL CENTERS INC		153	47	24%	200
SUMMERFIELD EMERGENCY ROOM		151	48	24%	199
MINUTECLINIC DIAGNOSTIC		188	11	6%	199
BENTLEY VILLAGE II		189	10	5%	199
AVANTE OF BOCA RATON		198	1	1%	199
FAWCETT MEMORIAL HOSPITAL LABORATORY			199	100%	199
VIPEDIATRICS PLLC		182	16	8%	198
Gabisa Medical LLC		197	1	1%	198
DEPARTMENT OF HEALTH & HUMAN SERVICES		198			198
LAUREL POINT CARE ACQUISITION LLC DBA SANDGATE GARDENS REHAB AND NURSI		171	27	14%	198
CANTERFIELD OF OCALA, LLC		186	12	6%	198
AVANTE AT BOCA RATON		196			196
ABBIEJEAN RUSSELL CARE CENTER		195	1	1%	196
NORTH BEACH REHABILITATION CENTER		194	2	1%	196
SUNY UPSTATE MEDICAL UNIVERSITY		181	15	8%	196
RIVERWOOD CENTER,THE		186	10	5%	196
FINLAY CLINICAL LABORATORY INC	1	39	155	79%	195
Heritage Park Rehabilitation & Healthcare		177	18	9%	195
HAWKINS FAMILY MEDICINE LLC	1	140	54	28%	195
Arbor Springs Health and Rehab		195			195
PEDIATRIC ASSOCIATES AT ARGYLE PA		186	9	5%	195
NO FLORIDA PEDIATRICS, PA - BRADFORD		163	32	16%	195
CHARTER SENIOR LIVING OF PANAMA CITY BEACH		174	21	11%	195
FLORIDA DEPARTMENT OF HEALTH IN ALACHUA COUNTY -		179	16	8%	195
KINDRED HOSPITAL SOUTH FLORIDA		160	35	18%	195
WEST COAST FAMILY MEDICAL CARE		160	35	18%	195

COVID-19: testing by laboratory

Data through May 14, 2021 verified as of May 15, 2021 at 09:25 AM

Data in this report are provisional and subject to change.

The numbers in the table below represent the number of Florida and non-Florida residents for whom test results were received by the Department of Health. A person can be tested by more than one laboratory and can have both positive and negative results. **Therefore, the sum of the numbers in each column will be larger than the total number of people tested.**

Reporting lab	Inconclusive	Negative	Positive	Percent positive	Total
BRUCE S WEST MD	1	193	1	1%	195
BEACON AT GULF BREEZE, THE	2	181	11	6%	194
SARNO EXTENDED HOURS		125	69	36%	194
FIRST CHOICE PEDIATRICS SEMORAN		98	95	49%	193
EMBRY RIDDLE AERONAUTICAL UNIVERSITY HEALTH SERVICES		1	192	99%	193
GLADES HEALTH CARE CENTER		190	3	2%	193
EXOSOME DIAGNOSTICS	1	172	20	10%	193
TUSCAN GARDENS OF VENETIA MANAGEMENT COMPANY		179	14	7%	193
Belleair Healthcare Center		186	6	3%	192
Signature Healthcare of Palm Beach		190	2	1%	192
CYPRESS POINT LIVING, LLC		177	15	8%	192
BAYCARE HEALTH SYSTEMS	1	6	185	96%	192
HEALTH LINK DIAGNOSTIC LABORATORIES		182	9	5%	191
ROSECASTLE OF ZEPHRHILLS		188	3	2%	191
SIGNATURE HEALTHCARE OF PORT CHARLOTTE		184	7	4%	191
AMERICAN FAMILY MEDICAL LLC		148	43	23%	191
KINDRED HOSPITAL - SOUTH FLORIDA		186	4	2%	190
HEARTLAND HEALTHCARE AND REHAB CENTER		165	25	13%	190
CANTERFIELD OF CLAY COUNTY		150	40	21%	190
PRIMECARE OF DOTHAN		136	54	28%	190
NEO GENOMICS - FORT MYERS	1	183	6	3%	190
The Inn at Sarasota Bay Club		186	3	2%	189
ARDEN COURTS OF LARGO FL, LLC		167	22	12%	189
MERCY MEDICAL URGENT CARE CENTER INC		131	58	31%	189
RDV SPORTSPLEX PEDIATRICS		159	30	16%	189
PHYSICIANS REGIONAL MEDICAL CENTER - PINE RIDGE		20	169	89%	189
VIERA MANOR ASSISTED LIVING RESIDENCE		182	7	4%	189
NIGHT LITE PEDIATRICS WINTER GARDEN		144	44	23%	188
PEDIATRICS OF GREATER ORLANDO		160	28	15%	188
QUEENS HOSPITAL CENTER	1	177	10	5%	188
ZON BEACHSIDE LLC		151	37	20%	188
Emory L Bennett State Veterans Nursing Home		185	3	2%	188
ARDEN COURTS OF PALM HARBOR		168	20	11%	188
BENTON HOUSE AT OAKLEAF		158	30	16%	188
WOMEN'S CARE FLORIDA LABORATORY		183	5	3%	188
LIFE CARE CENTER OF ALTAMONTE SPRINGS		157	31	16%	188
OCEAN REEF MEDICAL CENTER		150	38	20%	188
US MEDICAL CARE, INC		164	23	12%	187
EAST NEW YORK DIAGNOSTIC AND TREATMENT		178	9	5%	187
CSL PLASMA		31	156	83%	187
PLANTATION NURSING & REHAB CENTER		187			187
BAY EDUCATORS WELLNESS CENTER		127	59	32%	186
ANTHEM LAKES LLC		151	35	19%	186
BIGGERS FAMILY MEDICINE PA	1	170	15	8%	186
BAPTIST HEALTH PRIMARY CARE	1	135	50	27%	186
GULFCOAST PEDIATRICS		174	11	6%	185

COVID-19: testing by laboratory

Data through May 14, 2021 verified as of May 15, 2021 at 09:25 AM

Data in this report are provisional and subject to change.

The numbers in the table below represent the number of Florida and non-Florida residents for whom test results were received by the Department of Health. A person can be tested by more than one laboratory and can have both positive and negative results. **Therefore, the sum of the numbers in each column will be larger than the total number of people tested.**

Reporting lab	Inconclusive	Negative	Positive	Percent positive	Total
ADVENT		172	13	7%	185
PPC-LAB EDI ORCHARD BI		176	9	5%	185
BROOKDALE ORANGE PARK		182	2	1%	184
CENTRAL FLORIDA HEALTHCARE GROUP LLC		151	33	18%	184
ST. JAMES BAY HEALTH AND REHABILITATION CENTER		183	1	1%	184
TREASURE COAST URGENT & FAMILY CARE		136	48	26%	184
ADVENT HEALTH - FOUR CORNERS ER		141	42	23%	183
ADVENT HEALTH CENTRA CARE - WESLEY CHAPEL		13	170	93%	183
Madison Health and Rehabilitation Center		147	36	20%	183
MAGNOLIA MEDICAL CLINIC		71	111	61%	182
KINGS BAY PEDIATRICS LLC		176	6	3%	182
HAZELDEN FLORIDA	1	174	7	4%	182
STERLING HOUSE OF PUNTA GORDA		180	1	1%	181
MOBILE INFIRMARY MED CENTER PATH LAB		165	15	8%	180
UNIVERSITY COMMUNITY HOSPITAL		154	26	14%	180
BRIGHTON EGGERT PHARMACY INC		173	7	4%	180
TRADITION MEDICAL CENTER LABORATORY		55	124	69%	179
SOUTH GEORGIA MEDICAL CENTER		124	55	31%	179
ATMORE COMMUNITY HOSPITAL LABORATORY		150	29	16%	179
REOPEN DIAGNOSTICS LLC (DBA PANDEMIC RESPONSE LAB)	2	177			179
NORTH FLORIDA INTERNAL MEDICINE PA		145	34	19%	179
LAKEVIEW TERRACE RETIREMENT COMMUNITY		159	19	11%	178
MID FLORIDA PATHOLOGY LLC MOBILE UNIT #4		125	53	30%	178
ROSECASTLE OF CITRUS		148	30	17%	178
FHMG-FLORIDA HOSPITAL MEDICAL GROUP		152	26	15%	178
CAYUGA MEDICAL CENTER AT ITHACA		173	5	3%	178
QUALITY URGENT CARE AND WELLNESS PL	3	128	47	26%	178
ADVENT HEALTH CENTRA CARE - CARROLLWOOD		5	172	97%	177
OCALA CBOC		165	12	7%	177
HARBOR BEACH NURSING AND REHABILITATION CENTER		147	30	17%	177
SUWANNEE VALLEY NURSING CENTER		163	14	8%	177
GENE BY GENE		61	115	65%	176
ADVENTHEALTH MEDICAL GROUP FAMILY MEDICINE AT		132	44	25%	176
ASTON GARDENS AT PELICAN MARSH		169	7	4%	176
LISTENING DOCTOR PLLC, THE		158	18	10%	176
COASTAL INTERNAL MEDICINE		135	40	23%	175
KRYSTAL BAY NURSING AND REHABILITATION		169	6	3%	175
WILTON MANORS HEALTH & REHABILITATION CENTER		166	9	5%	175
WOODBRIIDGE FACILITY INC		169	6	3%	175
ORLANDO HEALTH EMERGENCY DEPARTMENT		163	12	7%	175
ANCHOR CARE AND REHABILITATION CENTER		173	1	1%	174
Peninsula Care and Rehab		162	12	7%	174
TERRACE AT HOBE SOUND, THE	1	158	14	8%	173
OMNI HEALTHCARE, INC		163	10	6%	173
CITRUS MEMORIAL HOSPITAL		1	172	99%	173
TGH URGENT CARE - SEMINOLE		17	155	90%	172

COVID-19: testing by laboratory

Data through May 14, 2021 verified as of May 15, 2021 at 09:25 AM

Data in this report are provisional and subject to change.

The numbers in the table below represent the number of Florida and non-Florida residents for whom test results were received by the Department of Health. A person can be tested by more than one laboratory and can have both positive and negative results. **Therefore, the sum of the numbers in each column will be larger than the total number of people tested.**

Reporting lab	Inconclusive	Negative	Positive	Percent positive	Total
DOCTOR TODAY TLC LLC		123	49	28%	172
HOSPICE OF THE TREASURE COAST		167	5	3%	172
URGENT CARE OF THE PALM BEACHES, NORTH PALM BEACH			172	100%	172
BROOKDALE FORT MYERS THE COLONY		167	5	3%	172
ARDEN COURTS OF LELY PALMS□		170	2	1%	172
MAINSTREAM DIAGNOSTIC LABORATORY LLC		144	27	16%	171
Winter Park Care and Rehab		170	1	1%	171
Lakeside Oaks Care Center		166	5	3%	171
SOMERBY LAKE NONA		164	7	4%	171
Life Care Center of Orlando		164	6	4%	170
FINNISH AMERICAN REST HOME-ALF		168	2	1%	170
GRAVITY DIAGNOSTICS		56	114	67%	170
WESLEY HAVEN VILLA	1	134	35	21%	170
JPR URGENT MEDICAL CARE		165	5	3%	170
ADVENT HEALTH CENTRA CARE - TEMPLE TERRACE	1	104	64	38%	169
PANAMA CITY DEVELOPMENTAL CENTER□		168			168
MINUTECLINIC DIAGNOSTIC OF SOUTH CARO		142	26	15%	168
PROMPT CARE OF CENTRAL FLORIDA			167	100%	167
MEADOWCREST FAMILY PHYSICIANS		98	69	41%	167
OSPREY VILLAGE AT AMELIA ISLAND LTD		157	10	6%	167
OPPENHEIMER PLASTIC SURGERY LLC		161	5	3%	166
ANYLABTEST NOW		158	8	5%	166
NEMOURS CHILDREN'S URGENT CARE		80	86	52%	166
THE ARLINGTON OF NAPLES INC.		162	3	2%	165
CORNERSTONE MEDICAL CARE OF BRANDON PL		135	30	18%	165
REGENCY OAKS HEALTH CENTER		163	2	1%	165
CITRUS HEALTH AND REHAB		132	33	20%	165
BROOKDALE BONITA SPRINGS		162	3	2%	165
WRIGHTS HEALTH CARE AND REHABILITATION CENTER		135	30	18%	165
NORTH PORT REHABILITATION AND NURSING CENTER□		163	1	1%	164
The Crossroads		163	1	1%	164
GARDENS HEALTH NH LLC		161	3	2%	164
PRECISION GENETICS, INC		157	6	4%	163
BRADENTON HEALTH CARE		163			163
LONGWOOD CARDIOLOGY			163	100%	163
TRI COUNTY NURSING HOME		162	1	1%	163
COASTAL DETOX		160	3	2%	163
ALLCARE MEDICAL CENTERS PC		139	24	15%	163
CHERRY OAK PALM BEACH COUNTY		154	8	5%	162
DEERFIELD BEACH REHABILITATION AND NURSING		157	5	3%	162
WALTON PLACE		162			162
DESOTO PALMS ALF		155	6	4%	161
DOCTORS MEMORIAL FAMILY PRACTICE	2	122	37	23%	161
TUSCAN ISLE CHAMPIONSGATE OP CO LLC		158	2	1%	160
F&T MEDICAL RESEARCH, INC		160			160
GREENBRIAR REHABILITATION AND NURSING CENTER	1	159			160

COVID-19: testing by laboratory

Data through May 14, 2021 verified as of May 15, 2021 at 09:25 AM

Data in this report are provisional and subject to change.

The numbers in the table below represent the number of Florida and non-Florida residents for whom test results were received by the Department of Health. A person can be tested by more than one laboratory and can have both positive and negative results. **Therefore, the sum of the numbers in each column will be larger than the total number of people tested.**

Reporting lab	Inconclusive	Negative	Positive	Percent positive	Total
AMERICAN HOUSE COCONUT POINT		138	22	14%	160
KEYSTONE REHAB		160			160
ARCADIA HEALTH AND REHABILITATION CENTER		100	60	38%	160
MINUTECLINIC LLC #4987		142	17	11%	159
AEGIS MEDICAL GROUP		134	25	16%	159
BROOKDALE PENSACOLA		158	1	1%	159
POINTE, THE		131	28	18%	159
LEE MEMORIAL HEALTH SYSTEM HEALTH FAIR		153	6	4%	159
KINDRED HOSPITAL NORTH FLORIDA	3	147	8	5%	158
WUESTHOFF REF LABORATORY			158	100%	158
NORTHEAST FLORIDA STATE HOSP-NURSING		157	1	1%	158
GRAND AVE PHARMACY		112	46	29%	158
ALL FLORIDA FAMILY AND SPORTS MEDICINE		134	23	15%	157
PHYSICIAN PARTNERS PERRY		93	64	41%	157
TIMBERRIDGE NURSING HOME & REHAB		123	34	22%	157
MD NOW MEDICAL CENTERS, INC.		121	35	22%	156
CLEARWATER STATMED QUICK QUALITY CLINICS		47	109	70%	156
PROVIDENCE HOSPITAL LABORATORY		147	9	6%	156
KEYSTYLE LIVING LLC	1	154	1	1%	156
MEMORY CARE OF NAPLES		155	1	1%	156
WALGREENS 6221		138	18	12%	156
Englewood Healthcare and Rehab		141	15	10%	156
LANDMARK HOSPITAL SOUTHWEST FLORIDA LLC		151	5	3%	156
FAMILY EXTENDED CARE OF CENTRAL TAMPA		137	18	12%	155
ADVENTHEALTH HOSPICE CARE CENTRAL FLORIDA		150	5	3%	155
COCOA BEACH/ADVENT CENTRA		41	114	74%	155
DIAMOND RIDGE		147	8	5%	155
CORE BIO LABS		76	79	51%	155
CRANE CENTER		124	31	20%	155
Summit Medical Group		143	12	8%	155
NAPHCARE, INC.		144	10	6%	154
FAWCETT MEMORIAL HOSPITAL-LAB		39	115	75%	154
PALMETTO FACILITY INC	1	153			154
NCRNC INC		140	14	9%	154
PRUITT HEALTH		152	2	1%	154
OHI WEST INC		141	13	8%	154
WINDSOR OF LAKEWOOD RANCH,THE		151	3	2%	154
LABORATORY OF FLORIDA		97	56	37%	153
SUNNY HILLS ALF OF SEBRING INC		140	13	8%	153
PACIFICA SUNRISE		145	8	5%	153
WILLOW BROOKE COURT AT AZALEA TRACE		149	3	2%	152
Centre Pointe Health and Rehabilitation Center		141	11	7%	152
NAVARRE GARDENS LLC		127	25	16%	152
The Crossings		149	2	1%	151
CROSSWINDS HEALTH AND REHABILITATION CENTER	1	148	2	1%	151
REFUAH HEALTH CENTER LABORATORY		143	8	5%	151

COVID-19: testing by laboratory

Data through May 14, 2021 verified as of May 15, 2021 at 09:25 AM

Data in this report are provisional and subject to change.

The numbers in the table below represent the number of Florida and non-Florida residents for whom test results were received by the Department of Health. A person can be tested by more than one laboratory and can have both positive and negative results. **Therefore, the sum of the numbers in each column will be larger than the total number of people tested.**

Reporting lab	Inconclusive	Negative	Positive	Percent positive	Total
PALM BEACH COUNTY HEALTH DEPT LAB	4	140	7	5%	151
MACKOUL PEDIATRICS FORT MYERS		130	21	14%	151
ORANGE COUNTY CORRECTIONS HEALTH SERVICES		121	30	20%	151
CLINICA HISPANA		1	150	99%	151
TGH URGENT CARE - FAST TRACK			150	100%	150
MINUTECLINIC DIAGNOSTIC OF NORTH CAROL		125	25	17%	150
SONATA COCONUT CREEK	2	125	23	15%	150
GOLD CHOICE SENIOR COMMUNITIES		109	41	27%	150
MED COMP SCIENCES		3	146	98%	149
GRAND VILLA OF ORMOND BEACH		143	6	4%	149
PRECISION HEALTH RESOURCES, LLC	1	133	15	10%	149
DAYSPRING VILLAGE		127	22	15%	149
GATEWAY CARE CENTER		147	2	1%	149
Oakhurst Center		142	7	5%	149
REHAB AND HEALTHCARE CENTER OF CAPE CORAL		149			149
VILLAGE ON THE ISLE		143	6	4%	149
SANIBEL INTERNAL MEDICINE, LLC		143	6	4%	149
ALLIANCE PEDIATRICS		116	32	22%	148
MILLENNIUM LAB SERVICES			148	100%	148
LIFE CARE CENTER OF JACKSONVILLE		127	21	14%	148
TURNING POINT OF TAMPA		140	8	5%	148
SEAGRASS VILLAGE FLEMING ISLAND		111	37	25%	148
East Bay Rehabilitation Center		113	35	24%	148
PROVISTA DIAGNOSTICS, INC		145	3	2%	148
ROHR HOME		141	6	4%	147
Alhambra Health and Rehabilitation		146	1	1%	147
DIAGNOSTIC LABORATORY OF OKLAHOMA		121	26	18%	147
FG RAPID		140	7	5%	147
AESTHETIC SURGERY CENTER OF WINTER PARK, THE	3	139	5	3%	147
Quail Run Health Care Center		146			146
BOSTON RED SOX CLUB LP		144	2	1%	146
QUALITY URGENT CARE AND WELLNESS		101	45	31%	146
RESEARCH CENTERS OF AMERICA, LLC		119	27	18%	146
WALGREENS CO		128	18	12%	146
WEDGEWOOD HEALTHCARE CENTER		94	52	36%	146
BIODESIX, INC.		114	32	22%	146
ADVENTHEALTH CENTRA CARE PONCIANA	1	81	63	43%	145
TREASURE COAST FORENSIC TREATMENT CTR		124	21	14%	145
REGENCY CARE OF BLOUNTSTOWN LLC		135	10	7%	145
KINDRED HOSPITAL-BAY AREA-ST PETERSBURG LAB	1	138	6	4%	145
DAYSPRING SENIOR LIVING LLC		143	2	1%	145
WILLOWBROOKE COURT AT ST ANDREWS ESTATES		140	5	3%	145
BROOKDALE CAPE CORAL		145			145
SEVEN HILLS HEALTH AND REHABILITATION CENTER		128	16	11%	144
A2Z DIAGNOSTICS		143	1	1%	144
MV MEDICAL PRACTICE DBA PRIMARY URGENT CARE		137	7	5%	144

COVID-19: testing by laboratory

Data through May 14, 2021 verified as of May 15, 2021 at 09:25 AM

Data in this report are provisional and subject to change.

The numbers in the table below represent the number of Florida and non-Florida residents for whom test results were received by the Department of Health. A person can be tested by more than one laboratory and can have both positive and negative results. **Therefore, the sum of the numbers in each column will be larger than the total number of people tested.**

Reporting lab	Inconclusive	Negative	Positive	Percent positive	Total
OAKS OF KISSIMMEE HEALTH AND REHABILITATION CENTER		140	3	2%	143
JEFFERY WEINZWEIG		2	141	99%	143
ARLINGTON OF NAPLES INC, THE		143			143
BAY REGIONAL URGENT CARE	1	98	44	31%	143
SMILEY MEDICAL GROUP		108	35	24%	143
GRAND VILLA OF DELAND		134	9	6%	143
MANOR CARE OF PALM HARBOR		139	3	2%	142
DB MD		126	16	11%	142
SUMMIT MEDICAL GROUP PA		129	13	9%	142
BLOCK NATION CHASE		115	27	19%	142
GRAND VILLA OF LAKELAND		136	6	4%	142
PORT ST LUCIE REHABILITATION AND HEALTHCARE		98	43	30%	141
AVOW HOSPICE INC		140	1	1%	141
LabCorp L#09258090 M#09258105		74	67	48%	141
WELLNOW URGENT CARE PC		139	2	1%	141
UNITED CLINICAL LABORATORIES		132	9	6%	141
NOVARI CARE LLC		97	44	31%	141
TALLAHASSEE VA OPC		132	9	6%	141
THREE OAKS PHARMACY INC		125	15	11%	140
DOCTOR'S IN HOUSE LABORATORY		18	122	87%	140
DIATHERIX LABORATORIES		78	62	44%	140
CARENOW URGENT CARE - LAKE MARY			140	100%	140
ORANGE PARK PEDIATRICS		126	14	10%	140
JOHN KNOX VILLAGE OF CENTRAL FLORIDA		135	5	4%	140
SURFSIDE URGENT CARE		113	27	19%	140
Gulf Coast Healthcare (Longwood Health and Rehab		118	21	15%	139
GRAND OAKS HEALTH & REHABILITATION		138	1	1%	139
MICRO PATH LABORATORIES INC		136	3	2%	139
LABCORP RTP		55	84	60%	139
HIGHLANDS MEDICAL CENTER		136	3	2%	139
PANCARE HEALTH GULF COUNTY		108	31	22%	139
SONNIS PEDIATRICS PA		121	18	13%	139
Lakeside Nursing and Rehabilitation Center	1	112	25	18%	138
AMERICAN PATHOLOGY PARTNERS		136	2	1%	138
VITAS HEALTHCARE CORPORATION OF FLORIDA		134	4	3%	138
CLARE BRIDGE OF CAPE CORAL	1	137			138
ADVENT HEALTH CENTRA CARE - DELAND		28	110	80%	138
ADVENT HEALTH CENTRA CARE - CITRUS PARK		9	129	93%	138
MANOR AT BLUEWATER BAY		131	7	5%	138
AHEC CLINIC		8	130	94%	138
GIBBENS FAMILY MEDICAL, LLC		117	21	15%	138
LONGWOOD HEALTH AND REHABILITATION CENTER		125	12	9%	137
SPRING HAVEN RETIREMENT	1	133	3	2%	137
ST PETERSBURG PEDIATRICS-MLK JUNIOR BLVD		127	10	7%	137
TGH URGENT CARE - TYRONE		9	128	93%	137
VITAS HEALTHCARE		123	14	10%	137

COVID-19: testing by laboratory

Data through May 14, 2021 verified as of May 15, 2021 at 09:25 AM

Data in this report are provisional and subject to change.

The numbers in the table below represent the number of Florida and non-Florida residents for whom test results were received by the Department of Health. A person can be tested by more than one laboratory and can have both positive and negative results. **Therefore, the sum of the numbers in each column will be larger than the total number of people tested.**

Reporting lab	Inconclusive	Negative	Positive	Percent positive	Total
HARBORCHASE OF VERO BEACH	1	117	19	14%	137
UNIVERSTIY CENTER MEDICAL LLC DBA	1	130	6	4%	137
ARDEN COURTS OF WEST PALM BEACH		132	5	4%	137
STEWART MEDICAL GROUP		34	102	75%	136
SUNRISE SENIOR LIVING OF JACKSONVILLE		120	16	12%	136
ARIZONA DEPARTMENT OF HEALTH SERVICES		5	131	96%	136
ADVENT HEALTH CENTRA CARE - ORANGE CITY	1	53	82	60%	136
PEDIATRIC SERVICES AND BREATHING CENTER PA		107	29	21%	136
ECOLAB GROUP		100	36	26%	136
SONATA DELRAY BEACH		125	11	8%	136
EMERALD COAST BEHAVIORAL HOSPITAL		128	7	5%	135
OAKS OF CLEARWATER, THE		132	3	2%	135
PEDIATRIC CARE CENTER		135			135
MINUTECLINIC DIAGNOSTIC OF NORTH CARO		120	15	11%	135
SONATA WEST		133	2	1%	135
IRL MARKET LAB ALACHUA		104	31	23%	135
PRIME HEALTH OF NORTH PORT LLC		113	22	16%	135
ADVANCED MEDICAL CENTER		86	48	36%	134
L&S SENIOR CARE DBA ARCADIA OAKS	4	129	1	1%	134
SUNY UPSTATE OVERFLOW LABORATORY		134			134
SOUTH LAKE PEDIATRICS		116	18	13%	134
SOUTH CAMPUS FACILITY INC		122	12	9%	134
SANDALWOOD NURSING CENTER		127	7	5%	134
PUTNAM COUNTY SHERIFFS OFFICE		123	10	8%	133
HEARTLAND PHARMACY LAKE PLACID, INC		100	33	25%	133
SOLARIS SENIOR LIVING OF MERRITT ISLAND		127	5	4%	132
ALTERNATIVE LIVING, INC DBA TWIN CITIES PAVILION		129	3	2%	132
HOSPICE OF MARTIN & ST LUCIE, INC		129	3	2%	132
THE REHABILITATION CENTER OF LAKE CITY		127	5	4%	132
DOCTORS CENTER PA,THE		114	18	14%	132
LAKELAND REGIONAL HEALTH LAKE MIRIAM	3	87	42	32%	132
AMERICAN HOUSE-BONITA SPRINGS		131	1	1%	132
CENTRACARE		18	114	86%	132
VITAS HEALTHCARE CORP OF FLORIDA		131	1	1%	132
ARBOR TERRACE SAN JOSE LLC	3	126	2	2%	131
INTEGRATED REGIONAL LABORATORIES		119	12	9%	131
ENCOMPASS HEALTH REHABILITATION HOSPITAL		130	1	1%	131
FOUNTAINS OF HOPE LLC, THE		130	1	1%	131
THE WELLNESS CENTER AT LAKEWOOD RANCH		43	88	67%	131
MINUTECLINIC DIAGNOSTIC OF OHIO LLC		109	22	17%	131
MORTON PLANT HOSPITAL NURSING		2	129	98%	131
MEYER PEDIATRICS		114	16	12%	130
COQUINA CENTER		125	5	4%	130
THE CLUB AND REHABILITATION CENTER		129	1	1%	130
CHARLES CROFT MD	1	127	2	2%	130
MOOSEHAVEN LIFE CARE CENTER		130			130

COVID-19: testing by laboratory

Data through May 14, 2021 verified as of May 15, 2021 at 09:25 AM

Data in this report are provisional and subject to change.

The numbers in the table below represent the number of Florida and non-Florida residents for whom test results were received by the Department of Health. A person can be tested by more than one laboratory and can have both positive and negative results. **Therefore, the sum of the numbers in each column will be larger than the total number of people tested.**

Reporting lab	Inconclusive	Negative	Positive	Percent positive	Total
PM PEDIATRICS		116	14	11%	130
EC OPCO CARROLLWOOD LLC		123	7	5%	130
LATE HOURS URGENT CARE		66	64	49%	130
SEMINOLE SPORTS AND FAMILY MEDICINE		114	16	12%	130
VIERA HOSPITAL			129	100%	129
QUICK CARE MED PL CR		80	49	38%	129
PANAMA PHARMACY	3	108	18	14%	129
LIFESTREAM BEHAVIORIAL CENTER		104	25	19%	129
MAIN STREET MEDICAL CENTER OF CRESTVIEW PA		104	25	19%	129
ST JOSEPHS HOSPITAL SOUTH HOSPITAL		1	128	99%	129
TRI-COUNTY NURSING HOME		117	12	9%	129
BMHSI-AEL MICROBIOLOGY LABORATORY	2	102	25	19%	129
IQBAL A FARUQUI MD		93	35	27%	128
GESSLER CLINIC PA		98	29	23%	127
SHOAL CREEK REHABILITATION CENTER		85	42	33%	127
HILLSBOROUGH COUNTY DEVELOPMENTAL CTR	1	117	9	7%	127
ADVENTHEALTH MEDICAL GROUP PRIMARY CARE		116	11	9%	127
TREASURE COAST PEDIATRICS PA		120	7	6%	127
THE COURTYARD ASSISTED LIVING		123	4	3%	127
FLORIDA DEPARTMENT OF HEALTH IN LAKE COUNTY	1	79	47	37%	127
TIFFANY HALL NURSING AND REHAB CENTER		118	9	7%	127
MONTEFIORE MEDICAL CENTER LABORATORIES - MOSES		116	10	8%	126
ENCOMPASS HEALTH REHABILITATION HOSPITAL OF SARASOTA		125	1	1%	126
ENCOMPASS HEALTH REHABILITATION HOSPITAL OF LARGO		123	3	2%	126
NORTHWESTERN UNIVERSITY CORP		125	1	1%	126
WESTCHESTER MEDICAL CENTER	1	119	5	4%	125
BROOKDALE PALM COAST		125			125
SMS DO PA		106	19	15%	125
Mt Sinai Aventura			125	100%	125
PALMS EDGE	1	116	8	6%	125
ADVANCED EMURGENT CARE		28	97	78%	125
WINDERMERE MEDICAL CENTER		119	6	5%	125
TROPICANA MANUFACTURING COMPANY INC		118	7	6%	125
PALM BAY HOSPITAL			124	100%	124
FLORIDA ATLANTIC UNIVERSITY		116	8	6%	124
ISLAND URGENT CARE PLLC DBA AFC URGENT CARE		123	1	1%	124
FHMG LAKE MARY PEDS		108	16	13%	124
NORTH FL SOUTH GA HCS-MALCOM RANDALL VAMC			124	100%	124
Golfview Healthcare Center		118	6	5%	124
ADVENT HEALTH CENTRA CARE - BRANDON		31	93	75%	124
ARBOR GLEN AT ARBOR TRACE	2	113	9	7%	124
ARDEN COURTS OF SARASOTA		106	18	15%	124
FHMG- FLORIDA HOSPITAL MEDICAL GROUP		110	14	11%	124
PICH KTM CORP DBA MEDTOWN PHARMACY		106	17	14%	123
COLONY CARE CENTER		106	17	14%	123
GENEDX		48	75	61%	123

COVID-19: testing by laboratory

Data through May 14, 2021 verified as of May 15, 2021 at 09:25 AM

Data in this report are provisional and subject to change.

The numbers in the table below represent the number of Florida and non-Florida residents for whom test results were received by the Department of Health. A person can be tested by more than one laboratory and can have both positive and negative results. **Therefore, the sum of the numbers in each column will be larger than the total number of people tested.**

Reporting lab	Inconclusive	Negative	Positive	Percent positive	Total
CITRUS MEMORIAL HEALTH SYSTEM LAB		2	121	98%	123
PSL NAPLES BH OPERATIONS, LLC		123			123
MINUTECLINIC DIAGNOSTIC OF RHODE ISLAND, LLC #729		119	4	3%	123
TREASURE COAST PRIMARY CARE		99	23	19%	122
PARKVIEW HEALTH		121	1	1%	122
CHILDRENS CLINIC		68	54	44%	122
PHYSICIANS REGIONAL CLINIC		92	30	25%	122
HOSPICE OF THE EMERALD COAST INC - PANAMA CITY	2	113	7	6%	122
PATRICK AIR FORCE BASE		10	112	92%	122
PINELLAS COUNTY JAIL			121	100%	121
Hialeah Nursing And Rehabilitation Center		115	6	5%	121
URGENT CARE TCMA			121	100%	121
BROOKDALE JENSEN BEACH □		118	3	2%	121
Crystal Health & Rehab Center		115	6	5%	121
GUIDEWELL EMERGENCY MEDICINE DOCTORS LLC		79	42	35%	121
Sandy Ridge Center for Rehabilitation and Healing		100	21	17%	121
HOBDARI FAMILY HEALTH LLC □		83	37	31%	120
J FRANK AVEY MD		93	27	23%	120
ARBOR TERRACE ORTEGA LLC	2	116	2	2%	120
MY CLINICAL LAB INC		17	103	86%	120
BLISS HEALTHCARE SERVICES	1	94	25	21%	120
LENOX HILL HOSPITAL		111	9	8%	120
FLAGLER COLLEGE HEALTH SERVICES		86	34	28%	120
DELAND WELLNESS CENTER			119	100%	119
BROOKDALE CANOPY OAKS		87	32	27%	119
COASTAL HEALTH AND REHAB		110	9	8%	119
MED ONE AT SAINT AUGUSTINE		87	32	27%	119
TOTAL CARE PLUS LLC			119	100%	119
MATHISON RETIREMENT COMMUNITY		114	5	4%	119
RDX BIOSCIENCE		60	59	50%	119
BROWARD HEALTH CORAL SPRINGS EPIDEMIOLOGY DEPT		1	118	99%	119
VILLAS OF HOLLY BROOK - BRADENTON 14TH		117	2	2%	119
UNIVERSITY HEALTH SYSTEM INC		108	11	9%	119
TUSCAN ISLE OPERATING COMPANY LLC DBA		114	4	3%	118
ISLAND DOCTORS		23	95	81%	118
RARITAN BAY PERTH AMBOY		109	9	8%	118
SH HERON EAST LLC □		103	15	13%	118
A PLUS FAMILY URGENT CARE		94	24	20%	118
GRAND OAKS OF JENSEN BEACH LLC □		113	5	4%	118
MD 365 MEDICAL CARE		116	1	1%	117
NEIGHBORHOOD MEDICAL CENTER		112	5	4%	117
MULBERRY CARE CENTER		104	13	11%	117
ADVENT HEALTH - CENTRAL PASCO ER		101	16	14%	117
ALL CARE URGENT CARE			117	100%	117
BROOKDALE COLONIAL PARK	2	114	1	1%	117
NORTH SHORE MEDICAL LABS	1	109	7	6%	117

COVID-19: testing by laboratory

Data through May 14, 2021 verified as of May 15, 2021 at 09:25 AM

Data in this report are provisional and subject to change.

The numbers in the table below represent the number of Florida and non-Florida residents for whom test results were received by the Department of Health. A person can be tested by more than one laboratory and can have both positive and negative results. **Therefore, the sum of the numbers in each column will be larger than the total number of people tested.**

Reporting lab	Inconclusive	Negative	Positive	Percent positive	Total
SOUTH BALDWIN MEDICAL CENTER GULF SHORES		94	23	20%	117
WESTWOOD NURSING & REHAB		82	34	29%	116
CAN COMMUNITY HEALTH		114	2	2%	116
CONSULATE HEALTH CARE OF SARASOTA	1	115			116
CARE CENTERS OF NASSAU, LLC - HENDRICKS RD		115	1	1%	116
Cross Landings Health and Rehabilitation		107	9	8%	116
BAY PINES MEDICAL ASSOCIATES		1	115	99%	116
LEE COUNTY SCHOOL DISTRICT	1	108	7	6%	116
CAREATC		30	86	74%	116
BELVEDERE COMMONS OF FORT WALTON BEACH		106	10	9%	116
OZ		116			116
CSL PLASMA INC		11	105	91%	116
CALADIUM PEDIATRICS		99	16	14%	115
TREASURE COAST MEDICAL ASSOCIATES		4	111	97%	115
UNIVERSITY MEDICAL CENTER SUITES		101	14	12%	115
IXI WELLNESS DALLAS, LLC		115			115
THE POINTE AT CEDAR PARK		114	1	1%	115
WINDSOR WOODS REHAB & HEALTHCARE CTR		109	6	5%	115
Courtyards of Orlando Care Center		102	13	11%	115
MINUTECLINIC DIAGNOSTIC OF SOUTH CAROLINA, LLC		95	20	17%	115
CABANA AT JENSEN DUNES, THE		111	4	3%	115
SHERMAN-ABRAMS LABORATORY INC		107	8	7%	115
SUNFLOWER SPRINGS ASSISTED LIVING		105	10	9%	115
ELAN BUENA VISTA		97	17	15%	114
G & R HEALTH MART PHARMACY		94	20	18%	114
CAREMOUNT MEDICAL - PATHOLOGY		109	4	4%	113
SIMEDHEALTH LLC		100	13	12%	113
CLEVELAND CLINIC FOUNDATION		12	101	89%	113
LPG PRIMARY CARE AT SURFSIDE		99	14	12%	113
GRACE MEDICAL HOME		93	19	17%	112
ASHRAF MEDICAL GROUP PLLC DBA PULSE MD		109	3	3%	112
AU HEALTH		96	16	14%	112
VRL EUROFINIS - HAWAII		112			112
ALLIED HEALTH FORT PIERCE		112			112
ALL MY KIDS PEDIATRICS INC		78	33	30%	111
MG PORT CHARLOTTE II SUBTENANT LLC		99	12	11%	111
HARBORCHASE OF NAPLES		97	14	13%	111
EXPRESS DOCS LLC		11	100	90%	111
BAPTIST MEDICAL CENTER SOUTH		88	22	20%	110
VILLAGES VA CBOC	2	102	6	5%	110
WHITE PLAINS HOSPITAL CENTER LAB		106	4	4%	110
Ocala Oaks Rehabilitation Center		104	6	5%	110
LAKE HOUSE ASSISTED LIVING		93	17	15%	110
BRANDYWYNE HEALTH CARE CENTER		107	2	2%	109
Riviera Health Resort		108	1	1%	109
AFTER HOURS PEDIATRICS			109	100%	109

COVID-19: testing by laboratory

Data through May 14, 2021 verified as of May 15, 2021 at 09:25 AM

Data in this report are provisional and subject to change.

The numbers in the table below represent the number of Florida and non-Florida residents for whom test results were received by the Department of Health. A person can be tested by more than one laboratory and can have both positive and negative results. **Therefore, the sum of the numbers in each column will be larger than the total number of people tested.**

Reporting lab	Inconclusive	Negative	Positive	Percent positive	Total
North Lake Care Center		107	1	1%	108
EVANS HEALTH CARE		106	2	2%	108
Consulate Health Care of Port Charlotte		106	2	2%	108
WE SCREEN LLC		102	6	6%	108
NAVY HOSPITAL			107	100%	107
BAY VIEW HEALTHCARE		85	22	21%	107
Salerno Bay Health & Rehabilitation Center		97	10	9%	107
MENORAH HOUSE		106	1	1%	107
ORLANDO LUTHERAN TOWERS ASSISTED LIVING		107			107
LECONTE MEDICAL CENTER LAB		88	19	18%	107
CVS NY409803OPOCT NEW YORK		106	1	1%	107
WORLD OF PEDIATRICS LLC		99	8	7%	107
KALEIDA HEALTH CENTER FOR LABORATORY		100	6	6%	106
325TH MEDICAL GROUP		87	19	18%	106
SUNSHINE GARDENS		105	1	1%	106
MIAMI BEACH COMMUNITY HEALTH CENTER		2	104	98%	106
MEDEXPRESS - BLOOMIN BRANDS		85	21	20%	106
NORTH FLORIDA EVALUATION AND TREATMENT CENTER	2	99	5	5%	106
HEART OF FLORIDA REGIONAL MED CTR		35	71	67%	106
ELMCROFT OF BELLA VITA		98	8	8%	106
Gulfport Rehabilitation Center		102	3	3%	105
MEDICAL CONSULTANTS OF FLORIDA DBA	1	90	14	13%	105
MAJESTIC OAKS		102	3	3%	105
COASTAL LABORATORIES OF FLORIDA		92	13	12%	105
ST PETERSBURG PEDIATRICS-SEMINOLE		92	13	12%	105
INFINITY BIOLOGIX LLC OAKDALE		99	6	6%	105
ST MARK ASSISTED LIVING CENTER	1	92	12	11%	105
GRANDE, THE	2	98	4	4%	104
VANDERBILT UNIVERSITY MEDICAL CENTER		95	9	9%	104
VISTA MANOR		92	12	12%	104
PREDICTIVE LABORATORIES, INC	1	90	13	13%	104
DOUGLAS T JACOBSON STATE VETERANS HOME		104			104
PEDIATRIC CARE CENTER- JACKSONVILLE BEACH		75	29	28%	104
NORTH CENTRAL BRONX HOSPITAL		99	5	5%	104
PORT CHARLOTTE REHABILITATION CENTER		90	14	13%	104
EAST RIDGE RETIREMENT VILLAGE INC		104			104
FLORIDA MEDICAL CLINIC - MULTI SPECIALTY CAMPUS		53	50	49%	103
PUBLIC SQUARE PHARMACY LLC		81	22	21%	103
SANTA BARBARA CARE CENTER		78	24	24%	102
CENTRAL FLORIDA HEALTH CARE		47	55	54%	102
HENNEPIN HEALTHCARE LABORATORY		102			102
BROOKDALE VERO BEACH SOUTH AL		101	1	1%	102
CATHOLIC HEALTH SERVICES REGIONAL LAB		94	8	8%	102
PruittHealth Fleming Island		87	15	15%	102
LAFAYETTE NURSING AND REHABILITATION CENTER		99	2	2%	101
PRIMECARE AT TWIN LAKES		2	99	98%	101

COVID-19: testing by laboratory

Data through May 14, 2021 verified as of May 15, 2021 at 09:25 AM

Data in this report are provisional and subject to change.

The numbers in the table below represent the number of Florida and non-Florida residents for whom test results were received by the Department of Health. A person can be tested by more than one laboratory and can have both positive and negative results. **Therefore, the sum of the numbers in each column will be larger than the total number of people tested.**

Reporting lab	Inconclusive	Negative	Positive	Percent positive	Total
CRESTVIEW URGENT CARE	1	22	78	77%	101
HAWTHORN HOUSE		87	14	14%	101
MACADAMS HOME HEALTH AGENCY		100	1	1%	101
PANIRA HEALTHCARE CLINIC		2	99	98%	101
STONY BROOK UNIVERSITY MEDICAL CENTER		87	14	14%	101
CCS - BROWARD COUNTY JAIL		94	7	7%	101
PENNSYLVANIA DEPT OF HEALTH		21	80	79%	101
EMERALD COAST CENTER		96	4	4%	100
JOHN KNOX VILLAGE OF FLORIDA ALF	1	95	4	4%	100
WINDSOR OAKS		99	1	1%	100
GOOD HEARTS COVID TESTING		57	43	43%	100
GLOBAL CENTRAL LABS AT PPD	2	88	10	10%	100
DEVANSH LAB WERKS INC		79	20	20%	99
HUNTSVILLE HOSPITAL LABORATORY		71	28	28%	99
GRAND VILLA OF LARGO		90	9	9%	99
Consulate Health Care of Jacksonville		85	14	14%	99
ARBOR TRAIL		78	20	20%	98
SEMINOLE COUNTY HEALTH DEPARTMENT		79	19	19%	98
FLORIDA COMMUNITY HEALTH CENTERS INC			98	100%	98
PLAZA OF HALLANDALE BEACH		98			98
KORGENE LAB	1	28	69	70%	98
URINEGOODHANDS LLC		96	2	2%	98
LANDMARK, THE		48	50	51%	98
VALLEY MEDICAL CENTER		91	7	7%	98
MIRIMUS CLINICAL LABS	2	42	54	55%	98
HEALTH CENTERS AT BRENTWOOD		96	1	1%	97
HURLBURT FIELD CLINIC		39	58	60%	97
SIGNATURE HEALTHCARE OF MIDDLEBURG		95	2	2%	97
RIDGEWOOD DIAGNOSTIC LABORATORY		92	5	5%	97
MINNESOTA TWINS		92	5	5%	97
SUPERIOR RESIDENCES OF LECANTO		82	15	15%	97
SKIPPACK MEDICAL LAB		82	15	15%	97
GARDENS AT TERRACINA HEALTH & REHABILITATION		96	1	1%	97
LABCORP		30	67	69%	97
LABFIRST - DEPARTMENT OF PATHOLOGY		92	4	4%	96
AVANTE OF MOUNT DORA INC		96			96
BARRY UNIVERSITY STUDENT HEALTH SERVICES		52	44	46%	96
DAVENPORT PEDIATRICS CLERMONT PA		86	10	10%	96
MARKET STREET VIERA		95	1	1%	96
QPS, LLC		93	3	3%	96
ADVENT HEALTH CENTRA CARE - WATERMAN		79	17	18%	96
BAYSHORE MEMORY CARE		96			96
GOLFCREST HEALTHCARE CENTER		96			96
PEDIATRIC ASSOCIATES ORLANDO		82	14	15%	96
INSTITUTE OF PATHOLOGY KINGS COUNTY		93	3	3%	96
BRIDGEVIEW CENTER LLC		81	14	15%	95

COVID-19: testing by laboratory

Data through May 14, 2021 verified as of May 15, 2021 at 09:25 AM

Data in this report are provisional and subject to change.

The numbers in the table below represent the number of Florida and non-Florida residents for whom test results were received by the Department of Health. A person can be tested by more than one laboratory and can have both positive and negative results. **Therefore, the sum of the numbers in each column will be larger than the total number of people tested.**

Reporting lab	Inconclusive	Negative	Positive	Percent positive	Total
GEORGE E WEEMS MEMORIAL HOSPITAL LAB		78	17	18%	95
1ST PRIORITY LAB SERVICES		78	17	18%	95
CROSS CITY REHABILITATION AND HEALTH CARE CENTER		72	23	24%	95
ADVENT HEALTH CENTRA CARE - EAST ORLANDO		65	30	32%	95
BREVARD HEALTH ALLIANCE INC		92	3	3%	95
KINDRED AT HOME		86	9	9%	95
HEARTLAND PEDIATRIC ASSOCIATES		80	15	16%	95
CATHOLIC HEALTH SYSTEM DEPT LABORATORY		91	4	4%	95
EAST ALABAMA MEDICAL CENTER LABORATORY		83	12	13%	95
MEDRITE URGENT CARE		81	14	15%	95
THE TERRACE OF KISSIMMEE		80	15	16%	95
ROSECASTLE AT DELANEY CREEK		94	1	1%	95
ERIE COUNTY MEDICAL CTR CLINICAL LABS		91	4	4%	95
DIAGNOSTIC SOLUTIONS		3	91	97%	94
FLORIDA PEDIATRIC GROUP		31	63	67%	94
Baldwin Pediatrics		83	11	12%	94
A COUNTRY PLACE ASSISTED LIVING FACILITY		92	2	2%	94
Conway Lakes Health and Rehabilitation Center		93	1	1%	94
AESTHETIC ENHANCEMENTS		94			94
NEW SMYRNA BEACH URGENT CARE			94	100%	94
Summit Medical Group, Pa Dba Citymd		87	7	7%	94
PRESERVE AT PALM AIRE	3	90			93
JOHN D ARCHBOLD MEMORIAL HOSPITAL		89	3	3%	92
DAVITA LABORATORY		69	23	25%	92
SUWANNEE COUNTY SHERIFF OFFICE		89	3	3%	92
CENTURY CENTER FOR REHABILITATION & HEALING		74	18	20%	92
CONCENTRA - FT LAUDERDALE - COMMERCIAL BLVD		90	2	2%	92
PROMEDICA SENIOR LIVING		86	6	7%	92
PLYMOUTH HOME FOR ADULTS, INC.	8	83	1	1%	92
JESSIE TRICE COMMUNITY HEALTH SYSTEM, INC		75	17	18%	92
BISHOP GRADY VILLAS		90	2	2%	92
CVS MINUTE CLINIC		3	89	97%	92
LAKE GIBSON VILLAGE, LLC		89	3	3%	92
MAGNOLIA DIAGNOSTIC		2	90	98%	92
LAKELAND REGIONAL HEALTH GATEWAY CENTER		65	26	29%	91
CAMPBELL URGENT CARE		15	76	84%	91
MD 365 MEDICAL CARE PLLC		91			91
SUN CLINICAL LABORATORIES		90	1	1%	91
ORLANDO COVID TEST , LLC		83	8	9%	91
AVERO DIAGNOSTICS		67	24	26%	91
TGH URGENT CARE POWERED BY FAST TRACK			91	100%	91
COOPER FAMILY MEDICAL PLLC		71	20	22%	91
SONORAN DESERT PATHOLOGY ASSOCIATES		3	88	97%	91
NAPHCARE INC		85	6	7%	91
HERON CLUB AT PRESTANCIA		89	2	2%	91
JENNIFER J CHIAVETTA-GRLSANTI DC		74	17	19%	91

COVID-19: testing by laboratory

Data through May 14, 2021 verified as of May 15, 2021 at 09:25 AM

Data in this report are provisional and subject to change.

The numbers in the table below represent the number of Florida and non-Florida residents for whom test results were received by the Department of Health. A person can be tested by more than one laboratory and can have both positive and negative results. **Therefore, the sum of the numbers in each column will be larger than the total number of people tested.**

Reporting lab	Inconclusive	Negative	Positive	Percent positive	Total
DEBARY HEALTH AND REHABILITATION CENTER		88	3	3%	91
BAHIA OAKS LODGE		85	6	7%	91
MISIR DRUGS LLC		72	19	21%	91
STUART REHABILITATION AND HEALTHCARE		75	16	18%	91
PARK OF THE PALMS INC		90	1	1%	91
Lanier Rehab		64	26	29%	90
ST VINCENT'S BIRMINGHAM		83	7	8%	90
MANATEE COUNTY JAIL		89	1	1%	90
KEYS MEDICAL GROUP			90	100%	90
Winter Garden Rehab and Nursing Facility		79	11	12%	90
JERICOHO URGENT CARE		86	4	4%	90
EMERGENCY PHYSICIANS MEDICAL CENTER LLC		65	24	27%	89
WALGREENS 2941		85	4	4%	89
ACE BIOMEDICAL LABS LLC		74	15	17%	89
MIAMI SHORES NURSING & REHAB		89			89
PERSONAL PEDIATRICS		78	11	12%	89
STUART LODGE LIVING LLC		66	23	26%	89
HUNTINGTON HOSPITAL LABORATORY		86	3	3%	89
EVENTEST, LLC		87	2	2%	89
FREEDOM INN AT TARPON SPRINGS		82	7	8%	89
ST VINCENTS PRIMARY CARE		81	8	9%	89
NORTH FLORIDA SPINE AND WELLNESS		69	20	22%	89
ALCALA TESTING & ANALYSIS SERVICES		84	5	6%	89
LAKE SHERIFF		69	20	22%	89
MEDICAL PAVILION CLINIC		66	23	26%	89
ATRIUM AT LIBERTY PARK		85	4	4%	89
PRODUCTION HEALTH SAFETY MANAGEMENT		86	2	2%	88
TAMPA BAY CONCIERGE DOCTOR, LLC		84	4	5%	88
HOLMES COUNTY HEALTH DEPARTMENT	1	74	13	15%	88
PREMIUM HEALTH SERVICES OF TAMPA BAY LLC		56	32	36%	88
BAYLOR GENETICS		75	13	15%	88
FLORIDA MEDICAL CLINIC PA		60	28	32%	88
GOVERNOR'S CREEK HEALTH & REHABILITATION		87	1	1%	88
CHAMBREL AT ISLAND LAKE		84	4	5%	88
AR ANESTHESIA LLC		86	2	2%	88
GADSDEN COUNTY HEALTH DEPARTMENT		74	13	15%	87
LAKE HOWELL FAMILY MEDICINE ASSOCIATES		70	17	20%	87
DELCARE PA		70	17	20%	87
PACIFIC ANALYTICS			87	100%	87
BEACHES PEDIATRICS PA		82	5	6%	87
EISENHOWER ARMY MEDICAL CENTER		80	7	8%	87
CLYDE E LASSEN STATE VETERANS NURSING HOME		62	25	29%	87
UNIVERSITY OF NEW MEXICO HOSPITAL		87			87
BRANDON HEALTH AND REHABILITATION CENTER	1	85	1	1%	87
ORTHOPAEDIC SURGERY CENTER		86			86
WALGREENS #12673		82	4	5%	86

COVID-19: testing by laboratory

Data through May 14, 2021 verified as of May 15, 2021 at 09:25 AM

Data in this report are provisional and subject to change.

The numbers in the table below represent the number of Florida and non-Florida residents for whom test results were received by the Department of Health. A person can be tested by more than one laboratory and can have both positive and negative results. **Therefore, the sum of the numbers in each column will be larger than the total number of people tested.**

Reporting lab	Inconclusive	Negative	Positive	Percent positive	Total
SUNCOAST TECHNICAL COLLEGE SCHOOL OF HEALTH		86			86
PENSACOLA DEVELOPMENTAL CENTER		67	19	22%	86
AHMG SURGICAL SPECIALIST		86			86
BRILLIANCE ASSISTED LIVING		69	17	20%	86
DISCOVERY VILLAGE AT THE FORUM		86			86
LEVY COUNTY DEPARTMENT OF HEALTH		61	25	29%	86
OCOEE PEDIATRICS		77	8	9%	85
ARBOR OAKS AT TYRONE	9	74	2	2%	85
MEADOWCREST FAMILY PHYSICIANS PA	1	60	24	28%	85
PRMG - EAST NAPLES	1	73	11	13%	85
PANCARE HEALTH - FREEPORT CLINIC SUITE B		76	9	11%	85
W. FRANK WELLS NURSING HOME		84	1	1%	85
ROYAL CARE OF AVON PARK		81	3	4%	84
ATLAN		75	9	11%	84
PINES OF SARASOTA GARDEN		84			84
PEDIATRIC SERVICES OF AMERICA INC		79	5	6%	84
ARTHREX MEDICAL CENTER		46	38	45%	84
LEE MEMORIAL HEALTH SYSTEM D/B/A LEE COMMUNITY		78	6	7%	84
CENTRAL FLORIDA PEDIATRICS		38	46	55%	84
LONG TERM CARE OF JAY, LLC		63	21	25%	84
NITE LITE PEDIATRICS - JACKSONVILLE		76	8	10%	84
GRAND ST PAUL CVS		81	3	4%	84
MID FLORIDA PRIMARY CARE PA		69	14	17%	83
THE TRADITION OF THE PALM BEACHES		80	3	4%	83
CANOPY ON BERRYHILL, THE		51	32	39%	83
BROWARD HEALTH MEDICAL CENTER CLINICAL LAB			83	100%	83
LABCORP EMPLOYER SERVICES		82	1	1%	83
BARNETT PARK		2	81	98%	83
ROCKLEDGE REGIONAL MEDICAL CENTER		36	47	57%	83
BioReference Laboratories, Inc		10	73	88%	83
MINUTECLINIC DIAGNOSTIC OF NEW JERSEY		75	8	10%	83
URGENT CARE USA LLC		2	81	98%	83
LAB PLUS, LLC AT SAINT THOMAS WEST HOSPITAL		68	14	17%	82
ADVENTHEALTH MEDICAL GROUP MULTISPECIALTY			82	100%	82
LPG PRIMARY CARE AT PINE ISLAND		68	14	17%	82
Lexington Health and Rehabilitation Center		82			82
THE PAVILION FOR HEALTH CARE		72	10	12%	82
WEST VOLUSIA FAMILY AND SPORTS MEDICINE		75	7	9%	82
MEDCOR CORPORATE CLINIC		80	1	1%	81
LAB		29	52	64%	81
STONY BROOK SOUTHAMPTON		79	2	2%	81
LAKE CITY VA MEDICAL CENTER			81	100%	81
PIERCE INSTRUMENTS INC		79	2	2%	81
BIO-TECH CLINICAL LABORATORIES		41	40	49%	81
NORTH SHORE UNIVERSITY HOSPITAL LABORATORY		73	7	9%	80
BALMORAL TENANT SERVICES INC	1	43	36	45%	80

COVID-19: testing by laboratory

Data through May 14, 2021 verified as of May 15, 2021 at 09:25 AM

Data in this report are provisional and subject to change.

The numbers in the table below represent the number of Florida and non-Florida residents for whom test results were received by the Department of Health. A person can be tested by more than one laboratory and can have both positive and negative results. **Therefore, the sum of the numbers in each column will be larger than the total number of people tested.**

Reporting lab	Inconclusive	Negative	Positive	Percent positive	Total
CBS LABS OF TAMPA LLC		3	76	96%	79
BOND CLINIC PA		46	33	42%	79
PANCARE HEALTH - MALONE CLINIC		72	7	9%	79
SIMED LABORATORY		63	16	20%	79
VETERANS AFFAIRS MEDICAL CENTER - PALO ALTO		28	51	65%	79
CENTRAL BALDWIN IMMEDIATE CARE & FAMILY PRACTICE		61	18	23%	79
JACOBI MEDICAL CENTER		74	5	6%	79
MICHAEL AKPEKE MD		70	9	11%	79
LEE COMMUNITY HEALTHCARE - LEHIGH		66	13	16%	79
EDGEWATER AT WATERMAN VILLAGE		78	1	1%	79
BRADFORD COUNTY HEALTH DEPARTMENT		78	1	1%	79
TGH URGENT CARE - RIVERVIEW			79	100%	79
TANVIR H SHAGAR NP		72	7	9%	79
NICEVILLE URGENT CARE		31	47	60%	78
MINUTECLINIC DIAGNOSTIC OF KANSAS, PA		69	9	12%	78
TITUSVILLE FAMILY PRACTICE		22	56	72%	78
NOMI HEALTH LAB SERVICES LLC		8	70	90%	78
THOMAS INTERNAL MEDICINE		65	13	17%	78
LAKE MORTON PLAZA		75	3	4%	78
BAYCARE MEDICAL GROUP		71	7	9%	78
DOH-WEST PALM BEACH BRANCH LABORATORY		3	75	96%	78
SUNSHINE PEDIATRICS		77	1	1%	78
NEW MEXICO STATE PUBLIC HEALTH DIVISION		78			78
CLEARWATER PAIN MANAGEMENT ASSOCIATES		75	2	3%	77
ORANGE CITY NURSING AND REHAB		75	2	3%	77
HEALTH FIRST - PALM BAY HOSPITAL		2	75	97%	77
FAST PACE MEDICAL CLINIC, PLLC		65	12	16%	77
DEVELOPMENTAL DISABILITIES DEFENDANT PROGRAM		75	2	3%	77
LUTHERAN HAVEN ASSISTED LIVING		77			77
ORLANDO CLINICAL RESEARCH CENTER		74	3	4%	77
MICHAEL A VENAZIO MD		73	4	5%	77
WALGREENS 9627		71	6	8%	77
THE GOOD SHEPARDS OF DELAND-WEST		76	1	1%	77
PALM RIVER COMMUNITY HEALTH CENTER		68	9	12%	77
BOND CLINIC DR ELDEEB		38	39	51%	77
ROSECASTLE OF JACKSONVILLE LLC		75	2	3%	77
WOMENS CARE FLORIDA LABORATORY		70	7	9%	77
S-H THIRTY-FIVE OPO- PORT ST LUCIE, LLC	1	75			76
LAKE BUTLER HOSPITAL		68	8	11%	76
SUMTER PEDIATRICS		71	5	7%	76
DYNAMIC MEDICAL USA			76	100%	76
PROMEDICA LABORATORIES		21	55	72%	76
MOBILE PHYSICIAN SERVICES INC		68	8	11%	76
TRINITY URGENT CARE		61	15	20%	76
CAMP BOGGY CREEK		75	1	1%	76
CLINICAL PATHOLOGY ASSOCIATES-SONIC REFERENCE LAB		76			76

COVID-19: testing by laboratory

Data through May 14, 2021 verified as of May 15, 2021 at 09:25 AM

Data in this report are provisional and subject to change.

The numbers in the table below represent the number of Florida and non-Florida residents for whom test results were received by the Department of Health. A person can be tested by more than one laboratory and can have both positive and negative results. **Therefore, the sum of the numbers in each column will be larger than the total number of people tested.**

Reporting lab	Inconclusive	Negative	Positive	Percent positive	Total
TOWERS HOME CARE☐		72	4	5%	76
NORTH FLORIDA PHARMACY		67	9	12%	76
ASSOCIATED CLINICAL LABORATORIES		68	8	11%	76
SUNCOAST OPTIMAL WELLNESS		23	53	70%	76
PANCARE HEALTH - JACKSON COUNTY		63	13	17%	76
WINDSOR REFLECTIONS		75	1	1%	76
ST JOSEPHS CHILDRENS OUTREACH		2	73	97%	75
ELLKAY HEALTHCARE DATA PLUMBERS	52	19	4	5%	75
AIR, LAND & SEA PHYSICALS & CONSULTATIONS, LLC		74	1	1%	75
ERIC C MRSHAL, MD, PC #1842		72	3	4%	75
Grand Villa of Clearwater		69	6	8%	75
DHMD		75			75
WATERCREST ST LUCIE WEST	1	69	5	7%	75
ADVENTHEALTH EXPRESSCARE		45	30	40%	75
BROWARD HEALTH MEDICAL CENTER		3	72	96%	75
SEWALLS POINT PHARMACY INC		67	8	11%	75
SOS MOBILE MEDICAL CARE LLC		63	12	16%	75
ERDOX		69	5	7%	74
EC OPCO PENSACOLA, LLC		73	1	1%	74
MD LABS		47	27	36%	74
SCOTT LAKE HEALTH AND REHABILITATION CENTER		71	3	4%	74
BROOKDALE OVIEDO		72	2	3%	74
NORTH FLORIDA PEDIATRICS		57	17	23%	74
GROWING TOGETHER PEDIATRICS, LLC		68	6	8%	74
GV NAPLES OPCO, LLC		73	1	1%	74
EMPLOYEE WELLNESS PA		56	18	24%	74
HARMONY CLINIC		1	73	99%	74
NOAH CLINICAL LABORATORY		63	11	15%	74
OAK MANOR NURSING HOME		70	4	5%	74
DISCOVERY VILLAGE AT PALM BEACH GARDENS		71	2	3%	73
MED EXPRESS		6	67	92%	73
CONSULATE HEALTH CARE - LAKE MARY		72	1	1%	73
INDIGO MANOR☐		23	50	68%	73
FLORIDA HEALTH CARE DELAND			73	100%	73
GOLDEN POND COMMUNITIES		73			73
PERSONAL PEDIATRICS PA		69	4	5%	73
EVIVIA		70	3	4%	73
MINUTECLINIC DIAGNOSTIC OF SOUTH CAROL		66	7	10%	73
LEE PHYSICIAN GROUP COLLEGE POINT		67	6	8%	73
Stratford Court of Palm Harbor		63	10	14%	73
GILBERT MEDICAL GROUP		65	7	10%	72
CRAIG BERGER MD PL D/B/A BAY AREA EYE INSTITUTE		72			72
SAFARI PEDIATRICS PA		70	2	3%	72
HAVEN OF OUR LADY OF PEACE		72			72
KESHAV RX LLC		59	13	18%	72
MEDEXPRESS URGENT CARE WEST TAMPA			71	100%	71

COVID-19: testing by laboratory

Data through May 14, 2021 verified as of May 15, 2021 at 09:25 AM

Data in this report are provisional and subject to change.

The numbers in the table below represent the number of Florida and non-Florida residents for whom test results were received by the Department of Health. A person can be tested by more than one laboratory and can have both positive and negative results. **Therefore, the sum of the numbers in each column will be larger than the total number of people tested.**

Reporting lab	Inconclusive	Negative	Positive	Percent positive	Total
AMMON LABS		61	10	14%	71
WILSON MEMORIAL REGIONAL MEDICAL CENTER		67	4	6%	71
ADVANCED LAB		67	4	6%	71
NORTH FLORIDA PEDIATRICS - JACKSONVILLE		64	7	10%	71
ADVENT HEALTH - LAKE MARY		61	10	14%	71
STERLING HOUSE OF TALLAHASSEE	3	62	6	8%	71
CITY OF Ocala EMPLOYEE HEALTH AND WELLNESS CENTER		64	7	10%	71
EAST HILL PHARMACY		52	19	27%	71
CL BRUMBACK PRIMARY CARE CLINICS		17	54	76%	71
INN AT ASTON GARDENS AT PELICAN POINTE,THE		67	4	6%	71
Heartland Health Care Center North Sarasota		57	14	20%	71
Heritage Park Care and Rehabilitation		70			70
BOND AND STEELE CLINIC, PA		56	14	20%	70
SUNCOAST COMMUNITY HEALTH CENTERS PEDIATRICS		21	49	70%	70
LAKE CO EMPLOYEE HEALTH AND WELLNESS CENTER		62	8	11%	70
INTERNAL MEDICINE ASSOCIATES PA		65	5	7%	70
MINUTECLINIC, LLC		63	7	10%	70
ISLAND COAST PEDIATRICS		62	8	11%	70
SUMMIT AT VENICE	2	63	5	7%	70
CP/AIG PENSACOLA DEVELOPMENT LLC		67	3	4%	70
Highlands Regional Hospital		63	7	10%	70
MINUTECLINIC DIAGNOSTIC MEDICAL GROUP		65	5	7%	70
EXPRESS CARE OF TAMPA BAY LLC	1	22	47	67%	70
PLANTATION GENERAL HOSPITAL CLINICAL LAB		26	44	63%	70
USF HEALTH MORSANI CENTER		5	65	93%	70
PALM BAY URGENT CARE		28	42	60%	70
MEMORIAL MANOR		69			69
PARKSIDE INN	3	64	2	3%	69
SAN JOSE SENIOR CARE LLC	1	43	25	36%	69
SIDDH INC DBA SAN CARLOS PHARMACY		65	4	6%	69
LINCOLN MEDICAL AND MENTAL HEALTH CENTER		66	3	4%	69
GENPATH			69	100%	69
HERITAGE HEALTHCARE AND REHABILITATION CENTER		69			69
GRAND VILLA OF DEL RAY WEST		64	4	6%	68
BIG BOCA SMILES LLC		66	2	3%	68
AEL- MEMPHIS		17	51	75%	68
WALGREENS #05625		63	5	7%	68
CORNERSTONE PEDIATRICS		56	12	18%	68
LPG PULMONOLOGY-COCONUT POINT		58	10	15%	68
VIP WALK IN CLINIC		44	24	35%	68
SAMFORD UNIVERSITY HEALTH SERVICES		67	1	1%	68
SOMERBY OF SANTA ROSA BEACH		59	9	13%	68
CAREATC INC BRANDON	19	44	5	7%	68
ENCOMPASS HEALTH REHABILITATION OF ALTAMONTE		63	5	7%	68
Rehabilitation Center of the Palm Beaches		68			68
APC PEDIATRICS AT RYE ROAD MEDICAL PARK		63	4	6%	67

COVID-19: testing by laboratory

Data through May 14, 2021 verified as of May 15, 2021 at 09:25 AM

Data in this report are provisional and subject to change.

The numbers in the table below represent the number of Florida and non-Florida residents for whom test results were received by the Department of Health. A person can be tested by more than one laboratory and can have both positive and negative results. **Therefore, the sum of the numbers in each column will be larger than the total number of people tested.**

Reporting lab	Inconclusive	Negative	Positive	Percent positive	Total
ADVENT HEALTH - PALM COAST		2	65	97%	67
MEASE MANOR INC		63	4	6%	67
WALGREEN		53	14	21%	67
BIOREFERENCE LABORATORIES INC		11	56	84%	67
ST FRANCIS HOSPITAL		59	8	12%	67
PINELLAS PARK FIRE DEPARTMENT		63	4	6%	67
GRAND VILLA OF ALTAMONTE SPRINGS		60	7	10%	67
SEBRING PEDIATRICS LLC		41	26	39%	67
FLORIDA HEALTH CARE		8	59	88%	67
MINUTECLINIC DIAGNOSTIC OF HAWAII LLC		60	7	10%	67
TROY REGIONAL MEDICAL CENTER		55	11	17%	66
OKEECHOBEE URGENT CARE		17	49	74%	66
NORTH FLORIDA MEDICAL CENTER		59	7	11%	66
FAMILY HEALTH CENTER		46	20	30%	66
NEMOURS CHILDRENS PRIMARY CARE OVIEDO		51	15	23%	66
AMERICAN FAMILY MEDICAL		53	13	20%	66
Bon Secours Maria Manor		60	6	9%	66
ADVENT HEALTH CENTRA CARE - WINTER GARDEN		20	46	70%	66
CALHOUN COUNTY HEALTH DEPT		36	30	45%	66
GREENSBORO PATHOLOGY LLC		54	12	18%	66
MEDEX MEDICAL EXPRESS OF PALATKA			66	100%	66
DOT DOC SARASOTA		60	6	9%	66
PREMISE HEALTH MIA		27	39	59%	66
Casa Mora Rehabilitation & Extended Care		64	2	3%	66
Palms at Ponte Vedra Assisted Living and Memory Care		63	3	5%	66
VETERANS AFFAIRS MEDICAL CENTER - GULF COAST		27	39	59%	66
NXGEN MDX		20	45	69%	65
REOPEN DIAGNOSTICS			65	100%	65
HORIZON ALF		64	1	2%	65
ADVANCE URGENT CARE CENTER, LLC		20	45	69%	65
WADSWORTH HEALTH CENTER		62	3	5%	65
HERNANDO COUNTY FIRE RESCUE DISTRICT		31	34	52%	65
OUT OF STATE		40	25	38%	65
EAST CENTRAL FLORIDA OUTPATIENT IMAGING		44	21	32%	65
SUMMER VISTA ASSISTED LIVING		38	27	42%	65
BROOKDALE CENTRE POINTE	1	64			65
TGH URGENT CARE - WESLEY CHAPEL			65	100%	65
CORAL GABLES HOSPITAL			65	100%	65
SOUTHSIDE HOSPITAL NORTHWELL HEALTH LABORATORY		56	9	14%	65
TRINITY AL SENIOR HOUSING LLC		45	19	30%	64
LPG CONVENIENT CARE AT PINE ISLAND ROAD		58	6	9%	64
BAYOU GARDENS DUNEDIN LLC		64			64
ST CLOUD PHYSICIAN MANAGEMENT LLC DBA ST CLOUD		30	34	53%	64
CENTRA CARE - LAKE NONA		11	53	83%	64
CARE CENTERS OF NASSAU LLC MINER ROAD SOUTH		64			64
VIERA HEALTH AND REHABILITATION CENTER		62	2	3%	64

COVID-19: testing by laboratory

Data through May 14, 2021 verified as of May 15, 2021 at 09:25 AM

Data in this report are provisional and subject to change.

The numbers in the table below represent the number of Florida and non-Florida residents for whom test results were received by the Department of Health. A person can be tested by more than one laboratory and can have both positive and negative results. **Therefore, the sum of the numbers in each column will be larger than the total number of people tested.**

Reporting lab	Inconclusive	Negative	Positive	Percent positive	Total
MEDLOGIC LABORATORIES		3	61	95%	64
BURRY'S PHARMACY INC		39	25	39%	64
MICHIGAN DEPARTMENT OF HEALTH AND HUMAN SERVICES	1		63	98%	64
BLUE SPRINGS SURGERY CENTER		64			64
SILVER LAKE PEDIATRICS PA		57	7	11%	64
JOSEPH L MORSE GERIATRIC CENTER	2	59	3	5%	64
GREENLEAF ALF		63	1	2%	64
DEPT OF VA MED CENTE-WEST PALM BEACH			64	100%	64
DAVID POSNACK JEWISH DAY SCHOOL		63			63
MEDI CLINIC SARASOTA INC		62	1	2%	63
MARQUIS LABS, LLC		61	2	3%	63
BEEHIVE HOMES OF GULF BREEZE		47	16	25%	63
ENCOMPASS HEALTH REHABILITATION HOSPITAL OF OCALA		62	1	2%	63
BIG BEND CARES, INC		55	8	13%	63
FLORIDA HOSPITAL PHYSICIAN GROUP		39	24	38%	63
CINNAMON COVE ALF		62	1	2%	63
EMERALD COAST HOSPICE		61	1	2%	62
MENTAL HEALTH CARE INC		53	9	15%	62
MAUREEN OROURKE-FUTEY			62	100%	62
CHILDREN'S HOSPITAL OF ALABAMA		61	1	2%	62
LAKELAND REGIONAL HEALTH		38	24	39%	62
OVERLOOK HOSPITAL LABORATORY		57	5	8%	62
EVAN R SHAPIRO MD PA		62			62
ADVENTHEALTH MEDICAL GROUP FAMILY MEDICINE		57	5	8%	62
CDR MAGUIRE INC	1	7	54	87%	62
ADVENT HEALTH - MOUNT DORA		10	52	84%	62
TBI RESIDENTIAL SERVICES, INC.		51	11	18%	62
Grace Rehabilitation of Vero Beach		61	1	2%	62
S-H THIRTY FIVE OPCO - ORANGE CITY, LLC		52	10	16%	62
ALL AMERICAN URGENT CARE			61	100%	61
VALENCIA HOUSE ALF		59	2	3%	61
MULBERRY'S MOBILE PROVIDER SERVICES LLC		44	17	28%	61
INTERNAL MEDICINE SPECIALIST		55	6	10%	61
PALM BAY PEDIATRICS		40	21	34%	61
RITECARE MED CTR H			61	100%	61
WALGREENS_PEMBROKE PINES		53	8	13%	61
MEASE CONTINUING CARE		59	2	3%	61
LONG ISLAND JEWISH MED CTR		55	6	10%	61
WASHINGTON REHABILITATION AND NURSING CENTER		51	10	16%	61
GRAND AVENUE RX			60	100%	60
WELLSTAR KENNESTONE HOSPITAL		55	5	8%	60
TWIN CREEKS ASSISTED LIVING & MEMORY CARE		57	3	5%	60
WAVE CREST HEALTH AND REHABILITATION CENTER		57	3	5%	60
THE PRESERVE AT CLEARWATER		58	2	3%	60
WILLOWS AT WILDWOOD, THE		54	6	10%	60
TUKA PEDIATRICS		8	52	87%	60

COVID-19: testing by laboratory

Data through May 14, 2021 verified as of May 15, 2021 at 09:25 AM

Data in this report are provisional and subject to change.

The numbers in the table below represent the number of Florida and non-Florida residents for whom test results were received by the Department of Health. A person can be tested by more than one laboratory and can have both positive and negative results. **Therefore, the sum of the numbers in each column will be larger than the total number of people tested.**

Reporting lab	Inconclusive	Negative	Positive	Percent positive	Total
INTERNAL LAB		50	10	17%	60
PATIENTS CHOICE LAB OF IND, LLC		52	8	13%	60
SPRING MANOR ASSISTED LIVING		60			60
IMMEDIATE CARE PA		56	4	7%	60
81ST MEDICAL GROUP		28	32	53%	60
BARNES HEALTHCARE OF FLORIDA LLC		56	4	7%	60
BOCA BIOLISTICS LLC		46	14	23%	60
LAKE INTERNAL MEDICINE ASSOCIATES PA		53	7	12%	60
SONATA BOCA RATON		54	6	10%	60
SARATOGA HOSPITAL LABORATORY		53	6	10%	59
LIGHTHOUSE PEDIATRICS OF NAPLES		53	6	10%	59
LINCOLN DIAGNOSTIC LAB		57	2	3%	59
KEY WEST MEDICAL CENTER	1	51	7	12%	59
STEINHATCHEE FAMILY MEDICAL CENTER	1	50	8	14%	59
FLORIDA MEDICAL CLINIC IM MLK		35	24	41%	59
ADVENTHEALTH MEDICAL GROUP PULMONOLOGY		52	7	12%	59
SMH PHYSICIAN SERVICES INC		58	1	2%	59
UNITED MEDICAL LABS INC		58	1	2%	59
BIOTECH		52	7	12%	59
VENICE URGENT CARE - GULF COAST		6	53	90%	59
NORTH CAROLINA DEPARTMENT OF HEALTH & HUMAN SERVICES	1		58	98%	59
MILLENIUUM PHYSICIANS GROUP		1	58	98%	59
BUECHELE DENTAL PA DBA CLERMONT FAMILY DENTISTRY		49	10	17%	59
UHEALTH AT FISHER ISLAND			59	100%	59
FERN PARK DEVELOPMENTAL CENTER		5	54	92%	59
CITYMD OF MANAHAWKIN		56	3	5%	59
CARDIOLOGY AND MEDICINE ASSOCIATES		43	16	27%	59
HEALTHPARK MEDICAL CTR NURSING SVC		58			58
FINLAY CLINICAL LABORATORY		20	38	66%	58
ADVENT HEALTH EXPRESS CARE		7	51	88%	58
Margate Health and Rehabilitation Center		56	2	3%	58
HOLY NAME HOSPITAL LABORATORY		56	2	3%	58
ALEXANDER NININGER STATE VETERANS		58			58
KINDRED HOSPITAL CENTRAL TAMPA BLOOD GAS	1	52	5	9%	58
VPA PC LAB		48	10	17%	58
LPG PRIMARY CARE AT COLONIAL CENTER DRIVE		49	9	16%	58
COOPER FAMILY MEDICAL, PLLC		48	10	17%	58
SOUTH FLORIDA BAPTIST HOSPITAL			58	100%	58
CAPE REGIONAL MEDICAL CENTER		54	3	5%	57
GENTIVA HEALTH SERVICES CERTIFIED INC		53	4	7%	57
LEE MEMORIAL HEALTH SYSTEM		51	6	11%	57
KAPG FLEMING ISLAND SENIOR HOUSING OPKO LLC	1	56			57
ALZHEIMERS CARE CENTER OF VIERA LTD		37	20	35%	57
THE CLUB AT BOYNTON BEACH, LLC		55	2	4%	57
WELLMED AT NEW TAMPA		43	14	25%	57
MED & CO INVESTMENT LLC		53	4	7%	57

COVID-19: testing by laboratory

Data through May 14, 2021 verified as of May 15, 2021 at 09:25 AM

Data in this report are provisional and subject to change.

The numbers in the table below represent the number of Florida and non-Florida residents for whom test results were received by the Department of Health. A person can be tested by more than one laboratory and can have both positive and negative results. **Therefore, the sum of the numbers in each column will be larger than the total number of people tested.**

Reporting lab	Inconclusive	Negative	Positive	Percent positive	Total
THE CANOPY AT BERRYHILL		57			57
ASCENSION SACRED HEART BAY LABORATORY		54	3	5%	57
ENCOMPASS HEALTH REHABILITATION		55	2	4%	57
MALCOM RANDALL DEPT OF VAMC			57	100%	57
PENNSYLVANIA DEPARTMENT OF HEALTH BUREAU OF LABORATORIES			57	100%	57
CONCENTRA URGENT CARE		53	4	7%	57
IMA MEDICAL CENTER		38	19	33%	57
ADVENTHEALTH MEDICAL GROUP FAMILY & INTERNAL		27	30	53%	57
LONG ISLAND UNIVERSITY - POST CAMPUS		52	5	9%	57
PREMIER COMMUNITY HEALTHCARE GROUP INC		51	6	11%	57
TRADITIONAL HOME HEALTH OF PALM BEACH INC		55	2	4%	57
GENESIS DERMATOLOGY		53	4	7%	57
OPTUMCARE SOUTH FLORIDA, LLC		47	9	16%	56
PATHOLOGY CONSULTANTS OF NEW MEXICO		56			56
TIFFANY HALL NURSING AND REHAB		44	12	21%	56
WEST ISLIP URGENT CARE		51	5	9%	56
HIALEAH HOSPITAL RESPIRATORY DEPT			56	100%	56
RESIDENTIAL PLAZA AT BLUE LAGOON INC		52	4	7%	56
NEW YORK PRESBYTERIAN - QUEENS DIAGNOSTIC		52	4	7%	56
THE MEDICAL GROUP OF SOUTH FLORIDA INC		50	6	11%	56
MINUTECLINIC DIAGNOSTIC OF NORTH CAROLINA		54	2	4%	56
JFK MEDICAL CENTER NORTH LAB		1	55	98%	56
ATRIA PARK OF LAKE FOREST (WG HERITAGE LF LLC)		54	2	4%	56
EAGLES WATCH CLUSTER		47	9	16%	56
MINUTE CLINIC DIAGNOSTIC OF VIRGINIA, LLC		54	2	4%	56
PREMIER MEDICAL ASSOCIATES ALL FLORIDA LLC		54	1	2%	55
HIGHLANDS COUNTY FIRE RESCUE		55			55
MARIANNA HEALTH AND REHABILITATION CENTER		54	1	2%	55
Jupiter Medical Center Pavilion		54	1	2%	55
PROFESSIONAL PEDIATRICS		53	2	4%	55
NITE LITE PEDIATRICS - PORT ST. LUCIE		46	9	16%	55
AMELIA ASSISTED LIVING FACILITY		55			55
SUNSHINE PEDIATRICS OF CENTRAL FLORIDA PL		52	3	5%	55
KENDALL REGIONAL MEDICAL CENTER LAB	3		52	95%	55
SONATA HUNTERS CREEK		47	8	15%	55
CARE 4 U MANAGEMENT, INC			55	100%	55
CAMBRIDGE SECURITY SERVICES		51	3	6%	54
OCCUPATIONAL HEALTH CENTERS OF THE SOUTHWEST PA		48	6	11%	54
BASSETTI MEDICAL RESEARCH INC		35	19	35%	54
CDR MAGUIRE - MIAMI BEACH CC MISSION 17388		2	52	96%	54
CLERMONT HEALTH AND REHAB		40	14	26%	54
ROYAL PALM SENIOR RESIDENCE		54			54
FAMILY EXTENDED CARE OF PUNTA GORDA		54			54
ENCOMPASS HEALTH REHABILITATION HOSPITAL OF PANAMA CITY		49	5	9%	54
CHIPOLA QUICK CARE		47	7	13%	54
EMORY CLINIC, THE		50	4	7%	54

COVID-19: testing by laboratory

Data through May 14, 2021 verified as of May 15, 2021 at 09:25 AM

Data in this report are provisional and subject to change.

The numbers in the table below represent the number of Florida and non-Florida residents for whom test results were received by the Department of Health. A person can be tested by more than one laboratory and can have both positive and negative results. **Therefore, the sum of the numbers in each column will be larger than the total number of people tested.**

Reporting lab	Inconclusive	Negative	Positive	Percent positive	Total
FUTURE PEDIATRICS		51	3	6%	54
ROCHESTER GENERAL HOSPITAL LABORATORY		50	4	7%	54
BAY STREET PHARMACY□		49	5	9%	54
APOLLOMDX LABS		32	22	41%	54
SARASOTA CO. HEALTH DEPT # 58		40	14	26%	54
ORCHID COVE AT DAYTONA		45	9	17%	54
UNITED LABORATORY SERVICES CORPORATION		38	16	30%	54
MIAMI CLINICAL RESEARCH CORP		12	42	78%	54
MINUTECLINIC DIAGNOSTIC OF LOUISIANA,		51	3	6%	54
CERTUS MTD OPCP LLC		52	2	4%	54
JUNIPER VILLAGE AT NAPLES		53	1	2%	54
ST. CLOUD MEDICAL GROUP		54			54
NORTHSIDE HOSPITAL EMERGENCY DEPT		50	4	7%	54
LITTLE NECK URGENT CARE		52	2	4%	54
Citymd Of Toms River		46	7	13%	53
HOME CARE PHARMACY		53			53
QUOTIENT SCIENCES LABS LLC			53	100%	53
QHC UPSTATE MEDICAL PC		43	10	19%	53
ST ANTHONYS PRIMARY CARE LLC/JACKSON STREET			53	100%	53
SOMERSET			53	100%	53
THE PALMS PHARMACY, INC		50	3	6%	53
BITTINGS APOTHECARY INC		47	6	11%	53
PANCARE HEALTH - BAY COUNTY - YOUNGSTOWN		48	5	9%	53
UNIVERSITY OF WEST FLORIDA, THE		52	1	2%	53
MISSION OAKS ASSISTED LIVING□		51	2	4%	53
ALLIANCE COMMUNITY FOR RETIREMENT LIVING		53			53
Osprey Point Nursing Center		51	2	4%	53
SNH BRFL TENANT LLC	2	50			52
NIGHT LITE PEDIATRICS CENTER LLC		10	42	81%	52
PINES NURSING HOME		50	2	4%	52
ADVENT HEALTH		49	3	6%	52
FELICIDAD MEDICAL CENTER		5	47	90%	52
CVS MINUTE CLINIC DIAGNOSTIC OF NORTH CAROL		45	7	13%	52
PHILLIPPE RIDGE		40	12	23%	52
GRAND VILLA OF ST. PETERSBURG		50	2	4%	52
ADVENT HEALTH - LAKE WALES		40	12	23%	52
LMH SKILLED NURSING UNIT		52			52
TNC WALK IN CLINIC		40	12	23%	52
FLAGLER HOSPITAL INC	2		49	96%	51
SOUTH CAROLINA DEPT OF HEALTH AND ENVIRONMENT CONTROL		11	40	78%	51
ACCESS 365 URGENT CARE		24	27	53%	51
GULFVIEW MEDICAL INSTITUTE		51			51
AVANTE ST CLOUD		48	3	6%	51
WALGREENS #10373		49	2	4%	51
BENTON HOUSE OF PORT ORANGE		44	7	14%	51
ROADS PEDIATRICS,LLC		48	3	6%	51

COVID-19: testing by laboratory

Data through May 14, 2021 verified as of May 15, 2021 at 09:25 AM

Data in this report are provisional and subject to change.

The numbers in the table below represent the number of Florida and non-Florida residents for whom test results were received by the Department of Health. A person can be tested by more than one laboratory and can have both positive and negative results. **Therefore, the sum of the numbers in each column will be larger than the total number of people tested.**

Reporting lab	Inconclusive	Negative	Positive	Percent positive	Total
CITY OF CAPE CORAL		38	13	25%	51
GULFSIDE HOSPICE INC		48	3	6%	51
INN AT THE FOUNTAINS, THE		34	17	33%	51
SOUTHEAST ALABAMA MEDICAL CENTER			51	100%	51
LPG PEDIATRICS AT PAGE FIELD		50	1	2%	51
PATRICK MANOR INCORPORATED		51			51
RAINBOW PEDIATRICS PC LLC / BREAKFAST POINT		39	11	22%	50
BETHUNE-COOKMAN UNIVERSITY		32	18	36%	50
EP MEDICAL EQUIPMENT PHARMACY		43	7	14%	50
HILA BECKERMAN MD LLC	1	45	4	8%	50
ENCOMPASS HEALTH REHABILITATION HOSPITAL OF MIAMI		49	1	2%	50
NAPLES PEDIATRICS INC□		43	7	14%	50
GRAND VILLA OF ENGLEWOOD		45	5	10%	50
HEALTH FIRST - CAPE CANAVERAL HOSPITAL		1	49	98%	50
GRAND VILLA OF NEW PORT RICHEY		43	7	14%	50
ARCPPOINT LABS OF WEST PALM BEACH		9	41	82%	50
COURTYARD GARDENS OF BOYNTON BEACH, LLC		47	3	6%	50
PRACTICE MANAGEMENT OF AMERICA, INC.		7	43	86%	50
POPLAR HEALTHCARE PLLC	1	11	38	76%	50
MADISON COUNTY MEMORIAL HOSPITAL LABORATORY		15	35	70%	50
GRAMERCY PARK URGENT CARE		48	2	4%	50
CARE ATC - ANDES			50	100%	50
SUNSHINE ASSISTED LIVING		50			50
PORT ST. LUCIE - ZAXBY'S		50			50
EC OPCO TIMBERLIN PARC LLC		49			49
S-H THIRTY FIVE OPCO - LUTZ, LLC		48	1	2%	49
GRAND VILLA OF PINELLAS PARK		47	2	4%	49
ADVENTIST HEALTH SYSTEM FLORIDA		34	15	31%	49
THE TERRACE OF JACKSONVILLE		3	46	94%	49
JACK BANDEL MD PA		48	1	2%	49
SOFT CELL LABORATORIES		45	4	8%	49
SOLARIS SENIOR LIVING NORTH NAPLES		48	1	2%	49
THORNBURG PEDIATRICS		45	4	8%	49
USF		1	48	98%	49
FHMG_CTR FOR SENIOR HEALTH		44	5	10%	49
EMORY UNIVERSITY HOSPITAL		40	9	18%	49
ALWAYS BEST CARE SENIOR SERVICES		44	5	10%	49
NORTHBROOK CENTER FOR□		47	2	4%	49
MORTON PLANT			49	100%	49
PORT SAINT JOHN FAMILY PRACTICE		31	18	37%	49
CARE CENTERS OF NASSAU LLC MINER ROAD NORTH		49			49
UNIVERSITY BEHAVIORAL CENTER		49			49
WEISS PEDIATRIC CARE LLC		35	14	29%	49
ALLEGRO		47	2	4%	49
UNIPATH		25	24	49%	49
Guardian Care Nursing and Rehabilitation Center		49			49

COVID-19: testing by laboratory

Data through May 14, 2021 verified as of May 15, 2021 at 09:25 AM

Data in this report are provisional and subject to change.

The numbers in the table below represent the number of Florida and non-Florida residents for whom test results were received by the Department of Health. A person can be tested by more than one laboratory and can have both positive and negative results. **Therefore, the sum of the numbers in each column will be larger than the total number of people tested.**

Reporting lab	Inconclusive	Negative	Positive	Percent positive	Total
DOH		23	26	53%	49
LPG PRIMARY CARE AT CAPE CORAL PARKWAY		41	7	15%	48
COURTYARD GARDENS OF JUPITER		48			48
JACKSONVILLE PEDIATRICS		29	19	40%	48
ALLIANCE OF PHYSICIANS AGAINST COVID-19		1	47	98%	48
INTERCOASTAL MEDICAL GROUP		2	46	96%	48
CAREHERE LAKE SCHOOLS EMPLOYEE HEALTH CENTER		33	15	31%	48
GRAND OAKS OF PALM CITY LLC	1	41	6	13%	48
LYSTER ACH FT RUCKER AL		45	3	6%	48
URGENT CARE & WELLNESS CENTER		15	33	69%	48
ORLANDO HEALTH PRIMARY CARE PEDIATRICS		44	4	8%	48
BAPTIST URGENT CARE		44	4	8%	48
LAKE COUNTY SCHOOLS EMPLOYEE HEALTH CENTER		35	13	27%	48
CAREMED INTERNAL MEDICINE		30	18	38%	48
BAY CENTER HURRICANE SHELTER		48			48
MINUTECLINIC, LLC, DBA MINUTECLINIC #5		43	5	10%	48
HERNANDO ENDOSCOPY AND SURGERY CENTER		37	11	23%	48
ISLAND URGENT CARE PLLC		44	4	8%	48
SEWANEE MOLECULAR DIAGNOSTICS LABORATO		48			48
TAMPA URGENT CARE			48	100%	48
SOMA MEDICAL CENTER PA #3		10	38	79%	48
ST JUDE LABORATORIES		43	5	10%	48
PREMIER MEDICAL ASSOCIATES		46	2	4%	48
ACTIVE SENIOR LIVING		45	2	4%	47
SARNO FAMILY PRACTICE		31	16	34%	47
CRESTVIEW IMMEDIATE CARE LL		23	24	51%	47
NORTH FLORIDA / SOUTH GEORGIA VETERANS HEALTH SYSTEM		1	46	98%	47
FAMILY EXTENDED CARE OF WINTER HAVEN		45	2	4%	47
NAVARRE GARDENS		41	6	13%	47
UNION MEDICAL CARE		47			47
MOBILE DOC FL, LLC		29	18	38%	47
SAN CARLOS PHARMACY		39	8	17%	47
INTERLAB		1	46	98%	47
COMPLETE HOME CARE OF THE PALM BEACHES LLC		43	4	9%	47
MINUTECLINIC DIAGNOSTIC OF LOUISIANA		44	3	6%	47
HAWTHORNE INN OF LAKE LAND		47			47
WINTER GARDEN REHAB AND NURSING CENTER		43	4	9%	47
AU MEDICAL CENTER, INC	1	41	5	11%	47
POINTE AT NEW PORT PLACE,THE		47			47
PREMIER PLACE HEALTHCARE AT THE GLENVIEW		46			46
H LEE MOFFITT CANCER CENTER MICRO		46			46
WALGREENS 3145		43	3	7%	46
WG EVERGREEN WOODS SH LLC		46			46
TRIPLE O MEDICAL SERVICES INC		42	4	9%	46
MID-FLORIDA PATHOLOGY, LLC		35	11	24%	46
UNION MEDICAL CARE PLLC		45	1	2%	46

COVID-19: testing by laboratory

Data through May 14, 2021 verified as of May 15, 2021 at 09:25 AM

Data in this report are provisional and subject to change.

The numbers in the table below represent the number of Florida and non-Florida residents for whom test results were received by the Department of Health. A person can be tested by more than one laboratory and can have both positive and negative results. **Therefore, the sum of the numbers in each column will be larger than the total number of people tested.**

Reporting lab	Inconclusive	Negative	Positive	Percent positive	Total
HARTFORD HEALTH SERVICES LLC		46			46
LUTHERAN HAVEN EXTENDED CONGREGATE CAR		46			46
ADULT MEDICINE OF LAKE COUNTY INC			46	100%	46
COLLIER BLVD HMA PHYSICIAN MANAGEMENT LLC		46			46
ADVENT HEALTH MEDICAL GROUP OB GYN AT		40	6	13%	46
FLORIDA DEPARTMENT OF HEALTH CLAY COUNTY		32	14	30%	46
Grand Villa of Deerfield Beach		42	4	9%	46
LEE COMMUNITY HEALTHCARE INC CAPE CORAL		43	3	7%	46
TRICORE REF LABS - UNIV OF NM		46			46
KAPG ST AUGUSTINE SENIOR HOUSING OPCO LLC		37	9	20%	46
EAST MANATEE FAMILY	1	1	44	96%	46
NEUPATH DIAGNOSTICS		38	8	17%	46
VOLUSIA COUNTY BRANCH JAIL		1	44	98%	45
STUART URGENT CARE			45	100%	45
NEOGENOMICS LABORATORIES INC		45			45
SOUTHPORT SQUARE HARBOUR HEALTH		45			45
PASSPORT HEALTH ORLANDO		45			45
MEDEMERGE		43	2	4%	45
REDI-MED WALK-IN FAMILY CARE			45	100%	45
LABORATORY MEDICINE CONSULTANTS-LMC PA		42	3	7%	45
PLAINVIEW URGENT CARE		42	3	7%	45
BD MEDICAL SYSTEMS		43	2	4%	45
CARILLON SPORTS AND FAMILY MEDICINE		34	11	24%	45
LARA HEALTH AND WELLNESS CENTER LLC		45			45
COLLIER URGENT CARE CENTERS		44	1	2%	45
AVALON PARK RETIREMENT RESIDENCE		43	2	4%	45
RIVERHEAD URGENT CARE		44	1	2%	45
BIOFIRE		11	34	76%	45
IMA MEDICAL GROUP POINCIANA		18	27	60%	45
BRP SH OPCO LLC		45			45
NEXT MOLECULAR ANALYTICS		14	31	69%	45
BENTON HOUSE OF ST. JOHNS		43	2	4%	45
HOUSE CALLS PROFESSIONAL LLC		41	4	9%	45
HUNT CLUB MEDICAL		15	30	67%	45
Gulf Shore Care Center		39	5	11%	44
WALK IN MEDICAL URGENT CARE		44			44
LOURDES HOSPITAL INC		42	2	5%	44
ST LUCIE COUNTY JAIL		29	15	34%	44
ASHTON PLACE	3	37	4	9%	44
PALM POINT BEHAVIORAL HEALTH		44			44
KINDRED HOSPITAL OCALA		40	4	9%	44
THE MERIDIAN AT BOCA RATON	1	43			44
INNOVATIVE GX LABORATORIES		37	7	16%	44
PRINCETON VILLAGE		40	4	9%	44
SOUTHEAST GEORGIA HEALTH SYSTEM, INC		39	5	11%	44
MAKO MEDICAL		21	23	52%	44

COVID-19: testing by laboratory

Data through May 14, 2021 verified as of May 15, 2021 at 09:25 AM

Data in this report are provisional and subject to change.

The numbers in the table below represent the number of Florida and non-Florida residents for whom test results were received by the Department of Health. A person can be tested by more than one laboratory and can have both positive and negative results. **Therefore, the sum of the numbers in each column will be larger than the total number of people tested.**

Reporting lab	Inconclusive	Negative	Positive	Percent positive	Total
UNIVERSITY HOSPITAL		37	7	16%	44
FLORIDA HOSPITAL		28	16	36%	44
BENTON HOUSE OF CLERMONT		44			44
WELLMED AT PLANT CITY		24	20	45%	44
A AND R RESEARCH GROUP LLC		39	5	11%	44
RADIOLOGY ASSOCIATES OF VENICE AND ENGLEWOOD		42	2	5%	44
PEDIATRICS OF CENTRAL FLORIDA – SAINT CLOUD	2	40	2	5%	44
BRONX LEBANON HOSPITAL-MEDICAL CENTER		40	4	9%	44
KISSIMMEE VA OUTPATIENT CLINIC		41	3	7%	44
LPG CONVENIENT CARE AT METRO		40	4	9%	44
D W MCMILLAN MEMORIAL HOSPITAL		32	11	26%	43
A & R RESEARCH GROUP		35	8	19%	43
ORLANDO ORTHOPAEDIC OUTPATIENT SURGERY CENTER		37	6	14%	43
DUVAL PHARMACY		32	11	26%	43
University Hills health and Rehabilitation		33	10	23%	43
WHITE-WILSON MEDICAL CENTER		32	11	26%	43
WOLFF CTR FOR CHILD & ADOLESCENT HEALTH PLLC,THE		26	17	40%	43
LAKE MARY KIDS CENTRA CARE		33	10	23%	43
UNIVERSITY MEDICAL CTR OF PRINCETON AT		41	2	5%	43
FIRST CHOICE URGENT CARE		12	31	72%	43
EASTERN SHORE URGENT CARE		32	11	26%	43
BAYCARE MEDICAL GROUP INC		3	40	93%	43
COMMUNITY MEDICAL CARE CENTER INC			43	100%	43
LEE PHYSICIAN GROUP		37	6	14%	43
PINELLAS INTERNAL MEDICINE ASSOCIATES	1	39	3	7%	43
MARQUESA MEDICAL		39	4	9%	43
ORLANDO ORTHOPAEDIC CENTER		39	4	9%	43
BRANCH MEDICAL CLINIC			43	100%	43
NORTHWELL HEALTH PLAINVIEW HOSPITAL LABORATORY		34	9	21%	43
CLINICAL LABORATORY		42			42
CITRUS COUNTY HEALTH DEPARTMENT		36	6	14%	42
Atlantic Shore Nursing and Rehab		42			42
FAMILY CARE PARTNERS URGENT CARE LLC		33	9	21%	42
PACIFICA SENIOR LIVING OCALA		37	5	12%	42
CITY OF NAPLES FIRE RESCUE		37	5	12%	42
MAIMONIDES-SHALOM ACADEMY, INC		41	1	2%	42
ENCORE AT BOCA RATON, THE			42	100%	42
ADVENTHEALTH MEDICAL GROUP FAMILY MEDICINE AT RDV		42			42
CITRUS CARE CLINIC			42	100%	42
FAMILY AND INTERNAL MEDICINE AT AVALON PARK		38	4	10%	42
STETSON UNIVERSITY STUDENT HEALTH CENTER		3	39	93%	42
KIVA AT CANTERBURY		25	17	40%	42
ATRIA WILLOW WOOD		40	2	5%	42
BELVEDERE COMMONS OF SUN CITY CENTER		42			42
TGH URGENT CARE – WESTCHASE			42	100%	42
REVA INC		38	4	10%	42

COVID-19: testing by laboratory

Data through May 14, 2021 verified as of May 15, 2021 at 09:25 AM

Data in this report are provisional and subject to change.

The numbers in the table below represent the number of Florida and non-Florida residents for whom test results were received by the Department of Health. A person can be tested by more than one laboratory and can have both positive and negative results. **Therefore, the sum of the numbers in each column will be larger than the total number of people tested.**

Reporting lab	Inconclusive	Negative	Positive	Percent positive	Total
LONGLEAF DIAGNOSTIC LABORATORIES		13	29	69%	42
STAT ONE URGENT CARE CENTER		2	40	95%	42
ANDALUSIA HEALTH		24	17	41%	41
MINUTE CLINIC LLC #2216		38	3	7%	41
BOND CLINIC, PA		11	30	73%	41
NIGHT LITE PEDIATRIC CENTER		10	31	76%	41
CAPITAL REGIONAL MEDICAL CENTER		2	39	95%	41
GRAND LIVING AT LAKEWOOD RANCH		40	1	2%	41
UNIVERSITY OF ALABAMA		38	3	7%	41
BULLS HEAD URGENT CARE		39	2	5%	41
PRIDE DIAGNOSTICS		24	17	41%	41
CROSSROADS URGENT CARE		26	15	37%	41
STATCARE URGENT AND WALK-IN MEDICAL CA		38	3	7%	41
FLORIDA HOSPITAL NEW SMYRNA		4	37	90%	41
UNDERGROUND FREE CLINIC		40	1	2%	41
HALIFAX HEALTH URGENT CARE		20	21	51%	41
SOUTHCOM LABORATORY		7	34	83%	41
DCH REGIONAL MEDICAL CENTER LABORATORY		39	2	5%	41
ARTHREX MEDICAL CENTER EAST		25	16	39%	41
HARMONY HEALTH OPCO, LLC		17	24	59%	41
MEDEX MEDICAL EXPRESS OF PALATKA LLC			41	100%	41
ADVENT HEALTH CENTRA CARE - LAKELAND		30	11	27%	41
PEDIATRICS OF CENTRAL FLORIDA KISSI		33	8	20%	41
VETERANS AFFAIRS MEDICAL CENTER - NEW YORK HARBOR		39	2	5%	41
PURE PHARMACY		39	2	5%	41
Grand Villa of Dunedin		35	6	15%	41
GRAND VILLA OF DELRAY EAST		40			40
BAYSIDE LABORATORIES INC		40			40
CENTERPLACE HEALTH		17	23	58%	40
LPG PRIMARY CARE AT BONITA BAY LIFESTYLE CENTER		35	5	13%	40
M&V SAN JOSE MEDICAL CENTER			40	100%	40
GENEXPERT			40	100%	40
THE LODGE AND REHABILITATION CENTER		24	16	40%	40
CLINICAL PATHOLOGY LABORATORIES, INC		40			40
CIMA MEDICAL CENTER		39	1	3%	40
MEDPEDS ASSOCIATES OF SARASOTA PA		37	3	8%	40
PEDIATRICS IN BREVARD-COCOA BEACH		35	5	13%	40
GEORGIA HEART CENTER (MSC 53), NAVICEN		38	2	5%	40
WASHINGTON COUNTY HEALTH DEPARTMENT		27	13	33%	40
METROPOLITAN CHARITIES INC		36	3	8%	39
JUNIPER VILLAGE AT CAPE CORAL		34	5	13%	39
STEWART MEDICAL GROUP, INC		21	18	46%	39
ISLAMORADA VILLAGE OF ISLANDS FIRE RESCUE		36	3	8%	39
CORRECTIONAL MEDICAL GROUP		27	12	31%	39
GUYAN VALLEY WELLNESS CENTER		32	7	18%	39
LPG PRIMARY CARE AT MATTHEW DRIVE		33	6	15%	39

COVID-19: testing by laboratory

Data through May 14, 2021 verified as of May 15, 2021 at 09:25 AM

Data in this report are provisional and subject to change.

The numbers in the table below represent the number of Florida and non-Florida residents for whom test results were received by the Department of Health. A person can be tested by more than one laboratory and can have both positive and negative results. **Therefore, the sum of the numbers in each column will be larger than the total number of people tested.**

Reporting lab	Inconclusive	Negative	Positive	Percent positive	Total
WG BAYPOINT VILLAGE SH LLC		38	1	3%	39
MINUTECLINIC DIAGNOSTIC OF RHODE ISLAND, LLC #1544		38	1	3%	39
BROOKDALE BRANDON	1	38			39
TAYLORVILLE FAMILY MEDICINE		32	7	18%	39
MINUTECLINIC DIAGNOSTIC OF MICHIGAN		36	3	8%	39
CEDAR CREEK AT KINGS BAY INC		39			39
MINUTE CLINIC DIAGNOSTIC OF SC, LLC #75		37	2	5%	39
WALGREENS COVID-19		27	12	31%	39
WARDE MEDICAL LABORATORY		30	9	23%	39
WEINBERG VILLAGE		38	1	3%	39
BAYSHORE PATHOLOGY CONSULTANTS PA		37	2	5%	39
MARYLAND DEPARTMENT OF HEALTH			39	100%	39
CLINICAL RESEARCH SEQUENCING PLATFORM		8	31	79%	39
MINUTE CLINIC DIAGNOSTIC OF NEW JERSEY		38	1	3%	39
BAY COUNTY JAIL ANNEX		34	5	13%	39
MINUTE CLINIC DIAGNOSTIC OF VIRGINIA		32	7	18%	39
AUTUMN OF SARASOTA		12	26	68%	38
JUPITER MEDICAL CENTER PHYSICIANS GROUP, INC		34	4	11%	38
COVANCE CENTRAL LABORATORY		24	14	37%	38
ROCKLAND URGENT CARE FAMILY HEALTH NP		36	2	5%	38
HOMEWOOD RESIDENCE AT FREEDOM PLAZA		37	1	3%	38
GRAND VILLA OF BOYNTON BEACH		37	1	3%	38
ST AUGUSTINE PEDIATRIC ASSOC		33	5	13%	38
Life Care Center of Citrus County		37	1	3%	38
ALPHA PHARMACY		35	3	8%	38
FLORIDA MEDICAL CL ODOM TPA		23	15	39%	38
FLORIDA ENDOSCOPY & SURGERY CTR LLC		38			38
CERON PEDIATRICS & INTEGRATIVE MEDICIN		38			38
PECONIC BAY MEDICAL CENTER LABORATORY		29	9	24%	38
CCRC @ SUNFLOWER LLC		35	3	8%	38
MOLECULAR DIAGNOSTICS		5	33	87%	38
CARE HERE		13	25	66%	38
CONNECTICUT DEPARTMENT OF HEALTH		22	16	42%	38
CLEARWATER EMPLOYEE HEALTH CLINIC		19	19	50%	38
WOMEN'S CARE FLORIDA, LLC		38			38
ATRIA SAN PABLO		36	2	5%	38
INNOVATION CLINICAL TRIALS, INC			38	100%	38
DAYTONA BEACH OPC		34	4	11%	38
GUIDEWELL EMERGENCY MEDICINE DOCTORS LLC #33		24	13	35%	37
ST. MARYS MEDICAL CENTER		1	36	97%	37
WESTPAC LABS INC	1	25	11	30%	37
PULSE & REMEDY LLC		22	15	41%	37
COLLIER HMA PHYSICIAN MANAGEMENT LLC		27	10	27%	37
PATHGROUP		9	28	76%	37
TRADITIONAL HOME CARE INC		35	2	5%	37
ALAN A SMITH MD LLC		34	3	8%	37

COVID-19: testing by laboratory

Data through May 14, 2021 verified as of May 15, 2021 at 09:25 AM

Data in this report are provisional and subject to change.

The numbers in the table below represent the number of Florida and non-Florida residents for whom test results were received by the Department of Health. A person can be tested by more than one laboratory and can have both positive and negative results. **Therefore, the sum of the numbers in each column will be larger than the total number of people tested.**

Reporting lab	Inconclusive	Negative	Positive	Percent positive	Total
ONE MILO		37			37
ACCURATE DIAGNOSTIC LAB		35	2	5%	37
FAMILY EXTENDED CARE OF SEBRING INC		35	2	5%	37
CENTRAL FLORIDA HEALTH CARE INC WAUCHULA SITE 2		29	8	22%	37
FORT CAROLINE GARDENS, INC		34	3	8%	37
HOLZER HEALTH CENTER		5	32	86%	37
PATHOGENIUS LABORATORIES		30	7	19%	37
GMR EVENT SERVICES LLC DBA CROWDRX		37			37
JAMAICA HOSPITAL MEDICAL CENTER		33	4	11%	37
PONCE THERAPY CARE CENTER		34	3	8%	37
HR SARASOTA OPERATOR LLC		25	12	32%	37
THE COLLIER AT NAPLES		36	1	3%	37
ASSISTED LIVING OF BROWARD		37			37
HOLLISMED LLC		35	2	5%	37
EASYCARE WALK-IN CLINIC	1	14	22	59%	37
SANITAS		4	32	89%	36
NORTH PINELLAS CHILDRENS MEDICAL CENTER			36	100%	36
PARKSIDE HEALTH AND REHABILITATION CENTER			36	100%	36
NCHD		22	14	39%	36
PALM BAY FAMILY PRACTICE		16	20	56%	36
JACKSON HEALTH SYSTEM		2	34	94%	36
FLORIDA PRESBYTERIAN HOMES INC		34	2	6%	36
MAINSTREET FAMILY URGENT CARE		1	35	97%	36
VIKOR SCIENTITIC		5	31	86%	36
MARTHA'S HOUSE & ASSISTED LIVING FACILITY		36			36
STATCARE URGENT & WALK IN MEDICAL CARE		32	4	11%	36
Kensington Gardens		36			36
BVL/LITTLE ANGEL PEDIATRICS		36			36
CVS NC7047POCT DURHAM		36			36
HARBORCHASE OF WELLINGTON CROSSING		34	2	6%	36
FLORIDA PEDIATRIC GROUP PA		28	8	22%	36
ALABAMA CLINICS		20	16	44%	36
VILLA COURT LLC		36			36
PHYSICIAN ASSOCIATES LLC		26	10	28%	36
COLORADO DEPARTMENT OF PUBLIC HEALTH AND ENVIRONMENT			36	100%	36
GRACE COMMUNITY PHARMACY		3	33	92%	36
MEDCOMP SCIENCES			36	100%	36
MINUTE CLINIC, LLC DBA MINUTECLINIC #4505		33	3	8%	36
LAKELAND NURSING AND REHABILITATION CENTER			35	100%	35
ADVENT HEALTH - FISH MEMORIAL		2	33	94%	35
LABORATORY ALLIANCE OF CENTRAL NEW YORK		33	2	6%	35
P23 LABS		35			35
ROSWELL PAIN SPECIALISTS	1	33	1	3%	35
CVS NC3516POCT WINSTON SALEM		31	4	11%	35
CANCER RESEARCH LAB, BOB JONES UNIVERSITY		30	5	14%	35
PHOSPHORUS DIAGNOSTICS		27	8	23%	35

COVID-19: testing by laboratory

Data through May 14, 2021 verified as of May 15, 2021 at 09:25 AM

Data in this report are provisional and subject to change.

The numbers in the table below represent the number of Florida and non-Florida residents for whom test results were received by the Department of Health. A person can be tested by more than one laboratory and can have both positive and negative results. **Therefore, the sum of the numbers in each column will be larger than the total number of people tested.**

Reporting lab	Inconclusive	Negative	Positive	Percent positive	Total
WUESTHOFF MEMORIAL HOSPITAL			35	100%	35
NEUROINTERNATIONAL SARASOTA		32	3	9%	35
BUREAU OF PUBLIC HEALTH	1	14	20	57%	35
SOUTHEASTERN OUTPATIENT SURGERY CENTER		32	3	9%	35
HUNTINGTON STATION URGENT CARE		34	1	3%	35
CHILDREN'S MEDICAL CENTER		1	34	97%	35
POARCH BANC CREEK INDIANS TRIBAL HEALTH DEPARTMENT			35	100%	35
CARLOS F FUSTER MD PA		33	2	6%	35
FHMG-FLORIDA HOSPITAL MEDICAL GROUP		25	10	29%	35
REDI-MED WALK IN FAMILY CLINIC			35	100%	35
WALGREENS_COCONUT CREEK		28	7	20%	35
ISLAND LAKE CENTER		14	21	60%	35
METRO KNOXVILLE HMA		25	10	29%	35
WALGREENS #04569		32	3	9%	35
MINUTE CLINIC DIAGNOSTIC OF TEXAS, LLC		32	3	9%	35
IRL		4	31	89%	35
DIXIE COUNTY HEALTH DEPARTMENT		26	9	26%	35
SOMA MEDICAL CENTER # 4		5	30	86%	35
FAST PACE MEDICAL CLINIC		30	5	14%	35
MIDDLETOWN MEDICAL P C		25	10	29%	35
BAYCARE HEALTH SYSTEMS, LLC			35	100%	35
BOCA TOXICOLOGY LLC		33	2	6%	35
PIEDMONT HOSPITAL CLINICAL LABORATORY		32	3	9%	35
TUSCAN GARDENS OF DELRAY BEACH MANAGEMENT COMPANY,		34	1	3%	35
MORTON PLANT HOSPITAL - ADLER INSTITUTE OF LAB MEDICINE		3	32	91%	35
LONG BEACH URGENT CARE		34			34
PARAMOUNT WALK-IN CLINIC		1	33	97%	34
FLORIDA DEPARTMENT OF HEALTH IN MONROE COUNTY		27	7	21%	34
SOUTHWEST LABS		34			34
CIGNA PBSO WEST PALM		3	31	91%	34
SANFORD PEDIATRIC ASSOCIATES, PA		30	4	12%	34
MEDHELP 280		31	3	9%	34
CARDIOLOGY AND MEDICINE ASSOCIATES INC		33	1	3%	34
VENICE REGIONAL BAYFRONT HEALTH			34	100%	34
GRAND VILLA OF MELBOURNE		32	2	6%	34
RASHDA ALBIBI M.D. P.A.		31	3	9%	34
MINUTECLINIC DIAGNOSTIC OF ILLINOIS L		28	6	18%	34
MIGUEL E TREVINO MD PA		30	4	12%	34
GOOD SAMARITAN HOSPITAL LABORATORY		29	5	15%	34
WILLAMETTE VALLEY TOXICOLOGY LLC		32	2	6%	34
LEE COMMUNITY HEALTHCARE INC NORTH FORT MYERS		34			34
AYERS NURSING AND REHABILITATION CENTER		34			34
VA MEDICAL CENTER			34	100%	34
HARBOUR ISLAND PEDIATRICS		24	10	29%	34
PASSPORT HEALTH OF TAMPA BAY		29	5	15%	34
LONG TERM CARE OF GULF BREEZE LLC		30	4	12%	34

COVID-19: testing by laboratory

Data through May 14, 2021 verified as of May 15, 2021 at 09:25 AM

Data in this report are provisional and subject to change.

The numbers in the table below represent the number of Florida and non-Florida residents for whom test results were received by the Department of Health. A person can be tested by more than one laboratory and can have both positive and negative results. **Therefore, the sum of the numbers in each column will be larger than the total number of people tested.**

Reporting lab	Inconclusive	Negative	Positive	Percent positive	Total
AMMON ANALYTICAL LABORATORIES		30	4	12%	34
THE SPRINGS OF PARC HILL		33	1	3%	34
COOPER HEALTHCARE		30	3	9%	33
AEGIS MEDICAL GROUP, LLC		30	3	9%	33
MINUTECLINIC LLC #4449		31	2	6%	33
ST VINCENTS AMBULATORY CARE INC DBA		30	3	9%	33
BOND CLINIC		3	30	91%	33
JOSEF SCHENKER MD PC DBA CENTERS URGENT		31	2	6%	33
SANFORD MOBILE LAB PGA TOUR		32	1	3%	33
VETERAN AFFAIRS MEDICAL CENTER - JAMES J PETERS		30	3	9%	33
GREENRIDGE GROUP HOME	3	11	19	58%	33
ECC PEDIATRICS		32	1	3%	33
VETERANS HOME		1	32	97%	33
MINUTECLINIC, LLC, DBA MINUTECLINIC #2544		31	2	6%	33
STEINHATCHEE DRUGS		27	6	18%	33
SYNIVERSE WELLNESS CENTER		28	5	15%	33
NIGHT LITE PEDIATRICS URGENT CARE CENTER			33	100%	33
AHSE ROP		32	1	3%	33
West Gate Village, LLC		33			33
AMBRY GENETICS CORPORATION	23	10			33
STATEN ISLAND UNIVERSITY HOSPITAL-POUCH		32	1	3%	33
EVERLYWELL		19	14	42%	33
CORAL HOUSE ASSISTED LIVING COMMUNITY LLC		33			33
RESIDENCE AT BAY VUE		31	2	6%	33
WESTWOOD NURSING AND REHABILITATION		28	5	15%	33
Consulate Health Care of Orange Park		27	6	18%	33
SELECT PHYSICIANS ALLIANCE PL		33			33
OPIS COQUINA CENTER		32	1	3%	33
MINUTECLINIC DIAGNOSTIC OF PENNSYLVANI		31	2	6%	33
NURSES HELPING HANDS INC ALF		33			33
INTERIM HEALTHCARE OF NORTHWEST FLORIDA INC		30	2	6%	32
PBSO WEST PALM FAMILY PRACTICE		1	31	97%	32
ALACHUA		20	12	38%	32
MINUTECLINIC, LLC #4230		28	4	13%	32
COLORADO DEPARTMENT OF HEALTH LABORATORY SERVICES DIVISION			32	100%	32
MINUTECLINIC DIAGNOSTIC OF TN PC #378		29	3	9%	32
MINUTECLINIC DIAGNOSTIC OF TN PC #6435		29	3	9%	32
UNION CHD		29	3	9%	32
A LILIKO'I PHARMACY LLC		29	3	9%	32
ORLANDO FAMILY MEDICINE		15	17	53%	32
LAKE MARY - STIRLING CENTER SUITE 202			32	100%	32
Wiregrass Rehabilitation Center and Nursing Home		29	3	9%	32
ADVANCED URGENT CARE		12	20	63%	32
BAPTIST PEDIATRICS		28	4	13%	32
WESTMINSTER ST AUGUSTINE		32			32
RAYMOND BASRI MD		30	2	6%	32

COVID-19: testing by laboratory

Data through May 14, 2021 verified as of May 15, 2021 at 09:25 AM

Data in this report are provisional and subject to change.

The numbers in the table below represent the number of Florida and non-Florida residents for whom test results were received by the Department of Health. A person can be tested by more than one laboratory and can have both positive and negative results. **Therefore, the sum of the numbers in each column will be larger than the total number of people tested.**

Reporting lab	Inconclusive	Negative	Positive	Percent positive	Total
BAPTIST PRIMARY BLACK CREEK SOUTH			32	100%	32
TREASURE ISLE LLC		32			32
JOSEF SCHENKER MD PC		32			32
MARCO ISLAND MEDICAL CENTER		21	11	34%	32
MADISON POINTE CARE CENTER		32			32
UTAH DEPARTMENT OF HEALTH			32	100%	32
IPSUM DIAGNOSTICS		3	29	91%	32
MINUTECLINIC DIAGNOSTIC OF TEXAS		27	4	13%	31
MINUTECLINIC DIAGNOSTIC OF NORTH CAROLINA PC		28	3	10%	31
HEALTH FIRST - VIERA HOSPITAL		1	30	97%	31
DISCOVERY COMMONS AT BRADENTON		31			31
MICHAEL J D'AMBROSE MD PA		29	2	6%	31
PERDIDO URGENT CARE		1	30	97%	31
JOSEPH SCHENKER MD PC DBA CENTERS URGENT		27	4	13%	31
CHIPOLA MEDICAL ASSOCIATES		11	20	65%	31
HENDRY REGIONAL CORPORATE HEALTH			31	100%	31
OAKMONTE VILLAGE		30	1	3%	31
UR CARE FAMILY AND SPORTS MEDICINE			31	100%	31
REGENCY PARK ASSISTED LIVING FACILITY		29	2	6%	31
VIRTUA		27	4	13%	31
CENTER ONE SURGERY CENTER		25	6	19%	31
MIDNIGHT MEDICINE			31	100%	31
KIDS CARE PEDIATRICS PA			31	100%	31
MINUTECLINIC DIAGNOSTIC OF RHODE ISLAND, LLC #212		31			31
GRADY HEALTH SYSTEM		31			31
COUNTY OF LOS ANGELES			31	100%	31
SPRINGWOOD COURT		26	5	16%	31
AMERICAN ESOTERIC LABORATORIES		15	16	52%	31
ENT AND ALLERGY ASSOCIATES OF FLORIDA LLC		30	1	3%	31
COLLIER ANESTHESIA PAIN LLC		31			31
HOLIDAY MEDICAL ASSOCIATES		4	27	87%	31
PREMIER URGENT CARE CENTER LLC			31	100%	31
LabCorp L#09258130 M#09258125		12	19	61%	31
EMORY CRAWFORD LONG HOSPITAL LABORATOR		27	3	10%	30
RELIANCE MEDICAL CENTER		21	9	30%	30
DAVID LAWRENCE CENTER		26	4	13%	30
CHILDRENS MEDICAL CENTER			30	100%	30
HERITAGE WATERSIDE		27	3	10%	30
GASTROENTEROLOGY ASSOCIATES OF PENSACOLA PA		25	5	17%	30
HOWARD BEACH URGENT CARE		28	2	7%	30
CVA MINUTE CLINIC DIAGNOSTIC OF VIRGINIA, LLC		29	1	3%	30
GERALD J KIVETT MD		27	3	10%	30
ST PETER'S BENDER LABORATORY		29	1	3%	30
BOCA SIMON LAB		1	29	97%	30
TOTTENVILLE CIRCLE URGENT CARE		30			30
1 TOUCH TOTALCARE SOLUTIONS		27	3	10%	30

COVID-19: testing by laboratory

Data through May 14, 2021 verified as of May 15, 2021 at 09:25 AM

Data in this report are provisional and subject to change.

The numbers in the table below represent the number of Florida and non-Florida residents for whom test results were received by the Department of Health. A person can be tested by more than one laboratory and can have both positive and negative results. **Therefore, the sum of the numbers in each column will be larger than the total number of people tested.**

Reporting lab	Inconclusive	Negative	Positive	Percent positive	Total
RAINBOW PEDIATRICS		1	29	97%	30
ADVENT HEALTH MEDICAL GROUP FAMILY AND INTERNAL MEDICINE AT AVALON PAR		27	3	10%	30
P4CLINICAL	3	2	25	83%	30
FORT VALLEY STATE UNIVERSITY		29	1	3%	30
CLINCLOUD, LLC			30	100%	30
COMMUNITY HEALTH OF SOUTH FLORIDA			30	100%	30
SHORE MEMORIAL HOSPITAL		26	4	13%	30
WIREGRASS CLINIC LLC		24	6	20%	30
WEST BROWARD CARE CENTER		24	6	20%	30
OAK HARBOR ASSISTED LIVING FACILITY		27	3	10%	30
NTD EUROFINES ATLANTA		29	1	3%	30
MINUTECLINIC, LLC #08366		25	5	17%	30
VISTACARE PHARMACY I		25	5	17%	30
GRAND VILLA OF SARASOTA		29	1	3%	30
PANCARE HEALTH - BONIFAY K-8			30	100%	30
BOCA BIOLISTIC REFERENCE LAB			30	100%	30
TALLAHASSEE DEVELOPMENTAL CENTER		28	2	7%	30
APOLLO SURGERY CENTER		27	3	10%	30
ADVENT HEALTH PRIMARY CARE PLUS, WINTER GARDEN		26	4	13%	30
AMEERAH LABS			30	100%	30
FIRST PHYSICIANS GROUP - LORRAINE CORNERS		30			30
Okeechobee Health Care Facility		16	14	47%	30
ACCESS HEALTH CARE PHYSICIANS LLC		10	20	67%	30
THE TERRACE AT IVY ACRES ALF		11	19	63%	30
HOPE HEALTHCARE		29	1	3%	30
ROSLYN URGENT CARE		29	1	3%	30
ENGLEWOOD HOSPITAL AND MEDICAL CENTER		25	5	17%	30
MED LABS DIAGNOSTICS		11	19	63%	30
SUMMERGATE PHARMACY		28	2	7%	30
SUMMIT MEDICAL GROUP - 75 E NORTHFIELD		25	5	17%	30
UNIV OF ROCHESTER-STRONG MEMORIAL HOSP		28	1	3%	29
DUVAL COUNTY HEALTH DEPARTMENT		29			29
UNIVERSITY OF ILLINOIS VETERINARY DIAG	1	27	1	3%	29
MAYO CLINIC JACKSONVILLE		4	25	86%	29
FLORIDA MEDICAL CLINIC - NEW TAMPA		24	5	17%	29
NEMOURS CHILDRENS CLINIC		22	7	24%	29
RENAISSANCE SENIOR LIVING	1	28			29
OPTIMAL CARE PEDIATRICS		9	20	69%	29
TIFFANY LAKE CARE CENTERS INC		28	1	3%	29
MEDI PARTNERS OF S FLORIDA LLC		29			29
CAPE CORAL HOSPITAL ABG LABORATORY		16	13	45%	29
BROOKWOOD BAPTIST MEDICAL CENTER		28	1	3%	29
MEDEXPRESS URGENT CARE - BLOOMINGTON		24	5	17%	29
PINELLAS 1 HOME HEALTH CARE CORP		28	1	3%	29
ROBERT H JENKINS JR VETERANS' DOMICILIARY HOME OF		26	3	10%	29
MINUTECLINIC DIAGNOSTIC OF TN, PC 374		24	5	17%	29

COVID-19: testing by laboratory

Data through May 14, 2021 verified as of May 15, 2021 at 09:25 AM

Data in this report are provisional and subject to change.

The numbers in the table below represent the number of Florida and non-Florida residents for whom test results were received by the Department of Health. A person can be tested by more than one laboratory and can have both positive and negative results. **Therefore, the sum of the numbers in each column will be larger than the total number of people tested.**

Reporting lab	Inconclusive	Negative	Positive	Percent positive	Total
ENGLEWOOD HEALTH PHYSICIAN NETWORK		29			29
DSI MANAGEMENT LLC		29			29
ADVANCED HEALTHCARE ASSOCIATES		25	4	14%	29
CVS NV3210POCT LAS VEGAS		26	3	10%	29
NORTHEAST GEORGIA MEDICAL CENTER		29			29
BIG BEND HOSPICE INC		29			29
MINIMALLY INVASIVE VASCULAR INC		27	2	7%	29
UCLA HEALTHCARE CLINICAL LABS		23	6	21%	29
BROOKDALE UNIVERSITY HOSPITAL		27	2	7%	29
SUNTREE INTERNAL MEDICINE		29			29
WELLMED AT BRANDON REGIONAL		21	8	28%	29
PALMS, THE		29			29
PALM GARDEN OF JACKSONVILLE		27	2	7%	29
STEWART MELBOURNE HOSPITAL			29	100%	29
CDC		17	12	41%	29
PRO HEALTH HARMONY		29			29
COMPREHENSIVE CHILDCARE		23	6	21%	29
J AND J VISTAKON EMPLOYEE HEALTH CENTER		28	1	3%	29
CVS NC7588POCT ASHEVILLE		24	4	14%	28
PEPIN ACADEMIES-PASCO		27	1	4%	28
BETHESDA HEALTH PHYSICIAN GROUP INC			28	100%	28
THE COMMONWEALTH OF MASSACHUSETTS		1	27	96%	28
ST MARYS MEDICAL CENTER			28	100%	28
MONTEFIORE NEW ROCHELLE HOSPITAL		25	3	11%	28
ORANGE PEDIATRICS			28	100%	28
MARION PEDIATRICS PA		21	7	25%	28
NATIONAL MENTOR HEALTHCARE LLC			28	100%	28
OWL NOW URGENT CARE		11	17	61%	28
INTERNAL MEDICINE LIPID AND WELNNESS PRACTICE		12	16	57%	28
BROOKDALE PHILLIPPI CREEK			28	100%	28
FAMILY CARE PARTNERS		18	10	36%	28
VASSAR BROTHERS MEDICAL CENTER LABORATORY		26	2	7%	28
JOINT AMBULATORY CARE CENTER		28			28
ADVENT HEALTH MEDICAL GROUP- FAMILY MEDICINE AT DR. PHILIPS		23	5	18%	28
EDEN AT CRESTVIEW		12	16	57%	28
PORT ST LUCIE HOSPITAL		25	3	11%	28
URGENT CARE CENTER			28	100%	28
ASTORIA HEALTH AND REHABILITATION CENTER		27	1	4%	28
ADVENTHEALTH MEDICAL GROUP PEDIATRIC & ADOLESCENT		27	1	4%	28
LAKE PLACID HEALTH AND REHABILITATION		1	27	96%	28
Cleveland Clinic Laboratories		4	24	86%	28
URGENT CARE USA			28	100%	28
FORT SANDERS REGIONAL LABORATORY		28			28
BROWARD HEALTH IMPERIAL POINT NURSING			28	100%	28
KEY PRIMARY CARE			28	100%	28
FIRST CHOICE PEDIATRICS LOOP		25	3	11%	28

COVID-19: testing by laboratory

Data through May 14, 2021 verified as of May 15, 2021 at 09:25 AM

Data in this report are provisional and subject to change.

The numbers in the table below represent the number of Florida and non-Florida residents for whom test results were received by the Department of Health. A person can be tested by more than one laboratory and can have both positive and negative results. **Therefore, the sum of the numbers in each column will be larger than the total number of people tested.**

Reporting lab	Inconclusive	Negative	Positive	Percent positive	Total
PARK WEST MEDICAL CENTER		27	1	4%	28
KIVA AT CANTERBURY, LLC		28			28
ADEPT INPATIENT MEDICAL SERVICES PC		27			27
CITY OF CLEARWATER EMPLOYEE HEALTH CENTER		16	11	41%	27
URGENT FAMILY CARE INC		24	3	11%	27
MINUTECLINIC, LLC, #4160		23	4	15%	27
VICK STREET MANOR		27			27
LAKELAND HILLS CENTER		19	8	30%	27
LEXINGTON PLACE SENIOR LIVING COMMUNITY		27			27
HUNT CLUB PEDIATRIC ASSOCIATES LLC		22	5	19%	27
BOZEMAN HEALTH DEACONESS HOSPITAL		18	9	33%	27
LAKE NONA MEDICAL SERVICE LLC		24	3	11%	27
MINUTECLINIC DIAGNOSTIC OF TN PC #6363		22	5	19%	27
SUNCOAST LABS			27	100%	27
Clearwater Center		13	14	52%	27
PHYSICIANS CARE		23	4	15%	27
BROOKDALE SOUTHPOINT			27	100%	27
EPIC REFERENCE LABS INC			27	100%	27
USCG AIR STATION CLEARWATER CLINIC		26	1	4%	27
CANTON-POTSDAM HOSPITAL LABORATORY		26	1	4%	27
COASTAL COMPLETE CARE		13	14	52%	27
EXPRESS CARE OF BELLEVIEW		27			27
SPANISH RIVER HIGH SCHOOL ESE		23	4	15%	27
ATRIA LADY LAKE		27			27
HEALTHPARK MEDICAL CENTER ABG LAB		26	1	4%	27
CARENOW - DOWNTOWN NORTH GULCH		25	2	7%	27
Summit Medical Group Westfield Lab		24	3	11%	27
Manor Care of Dunedin		23	4	15%	27
PREMIUM HEALTH CARE			27	100%	27
LOOP PEDIATRICS		22	5	19%	27
COASTAL SKIN SURGERY AND DERMATOLOGY		19	8	30%	27
EMORY BENNETT VETERANS NURSING HOME	1	26			27
NEW YORK METHODIST HOSPITAL		23	4	15%	27
CHARLOTTE CHD PORT CHARLOTTE		23	4	15%	27
LAKES DIALYSIS CENTER INC			26	100%	26
ABL MEDICAL CARE LLC			26	100%	26
OAKTREE HEALTHCARE			26	100%	26
ADIRONDACK MEDICAL CENTER		26			26
TREEHOUSE PEDIATRICS & FAMILY CARE		26			26
MINUTECLINIC DIAGNOSTIC OF NORTH		22	4	15%	26
DARDEN WELLNESS CENTER		23	3	12%	26
PALMETTO PEDIATRICS			26	100%	26
49D2045214PHYSICIAN OFFICE WAIVER MEDEXPRESS URGENT CARE - HARRISONBU		17	9	35%	26
MAGNOLIA PEDIATRICS		4	22	85%	26
DALE MEDICAL CENTER		21	5	19%	26
DELRAY BEACH FACIAL PLASTIC SURGERY		26			26

COVID-19: testing by laboratory

Data through May 14, 2021 verified as of May 15, 2021 at 09:25 AM

Data in this report are provisional and subject to change.

The numbers in the table below represent the number of Florida and non-Florida residents for whom test results were received by the Department of Health. A person can be tested by more than one laboratory and can have both positive and negative results. **Therefore, the sum of the numbers in each column will be larger than the total number of people tested.**

Reporting lab	Inconclusive	Negative	Positive	Percent positive	Total
WAKULLA COUNTY HEALTH DEPARTMENT		12	14	54%	26
CENTRAL FLORIDA PEDIATRIC URGENT CARE LLC		22	4	15%	26
MINUTECLINIC DIAGNOSTIC OF TN PC #320		18	8	31%	26
ADVENT HEALTH PARTIN SETTLEMENT HEALTH PARK		18	8	31%	26
INNOVATIVE RESEARCH OF WEST FLORIDA		23	3	12%	26
LOT HEALTH SERVICES	1	25			26
ARCPPOINT LABS OF FORT LAUDERDALE		25	1	4%	26
BAPTIST MEDICAL GRP URGENT CARE & OCC HEALTH AIRPO		26			26
EXPRESS FAMILY CARE LLC		11	15	58%	26
EAST HILL MEDICAL GROUP		17	9	35%	26
ST VINCENT'S EAST		24	2	8%	26
RJ LEE GROUP	1	23	2	8%	26
BAYFRONT HMA CONVENIENT CARE, LLC		2	24	92%	26
MD BEAUTY LABS, PA		24	2	8%	26
JUST FOR KIDS PEDIATRICS		5	21	81%	26
MONCRIEF ARMY HEALTH CLINIC			26	100%	26
PULMONARY SPECIALISTS OF THE PALM BEACHES		16	10	38%	26
PALM BEACH COUNTY FIRE RESCUE		24	2	8%	26
THE MINIER URGENT CARE		20	6	23%	26
NEWYORK-PRESBYTERIAN/ LAWRENCE HOSPITAL LABORATORY		23	3	12%	26
MINUTE-CLINIC DIAGNOSTIC OF VIRGINIA		21	5	19%	26
ADVENT HEALTH - LAKE MARY PEDIATRICS		16	9	36%	25
FAST PACE MEDICAL CLINIC PLLC		23	2	8%	25
VILLAGES REHABILITATION AND NURSING CENTER		24	1	4%	25
SENIOR LIVING IV SUN CITY LLC		18	7	28%	25
PALMS MEDICAL GROUP - LAKE CITY WEST		3	22	88%	25
OLIVE BRANCH HEALTH AND REHABILITATION CENTER			25	100%	25
GAMMA DIAGNOSTIC LAB LLC			25	100%	25
ST. CLOUD HOSPITAL		20	5	20%	25
CVS MINUTE CLINIC DIAGNOSTIC OF TN #6044		22	3	12%	25
ROSS MEDICAL GROUP			25	100%	25
LIFELINK TISSUE BANK D/B/A LIFELINK TISSUE BANK		21	4	16%	25
MINUTECLINIC MINUTECLINIC #8746		24	1	4%	25
LAKE NONA MEDICAL SERVICES		17	8	32%	25
SOUTH FLORIDA DIALYSIS CENTER		8	17	68%	25
ENCOMPASS HOME HEALTH OF THE SOUTHEAST LLC		23	2	8%	25
SUNQUEST		3	22	88%	25
LAKE HOWARD HEIGHTS	1	21	3	12%	25
DOC PAM PA		24	1	4%	25
GREEN GABLES ASSISTED LIVING FACILITY		25			25
Sovereign Laboratory Services, LLC		22	3	12%	25
MORTON PLANT NORTH BAY HOSPITAL			25	100%	25
PHYSICIANS STAT		3	22	88%	25
MADWAR		19	6	24%	25
WESTPAC LABS		1	24	96%	25
ADVENT HEALTH EXPRESS		9	16	64%	25

COVID-19: testing by laboratory

Data through May 14, 2021 verified as of May 15, 2021 at 09:25 AM

Data in this report are provisional and subject to change.

The numbers in the table below represent the number of Florida and non-Florida residents for whom test results were received by the Department of Health. A person can be tested by more than one laboratory and can have both positive and negative results. **Therefore, the sum of the numbers in each column will be larger than the total number of people tested.**

Reporting lab	Inconclusive	Negative	Positive	Percent positive	Total
FINLAY C. LABORATORY		4	21	84%	25
FEDERAL PRISON CAMP PENSACOLA			25	100%	25
TREASURE COAST URGENT CARE			25	100%	25
STATE LAB		3	22	88%	25
TOTAL ACCESS URGENT CARE		1	24	96%	25
STEWART MEDICAL GROUP INC			25	100%	25
UNIV OF NORTH ALABAMA HEALTH CENTER		22	3	12%	25
THE WATERMARK AT VISTAWILLA		25			25
South Heritage Health and Rehab		25			25
NOVANT HEALTH		18	7	28%	25
WALGREENS #04618		21	4	16%	25
ASURANCE SCIENTIFIC LABORATORIES		24	1	4%	25
JUPITER MEDICAL CENTER		1	24	96%	25
CARESPOT		3	21	88%	24
MED PLUS FLORENCE		20	4	17%	24
LAKEWOOD RANCH MEDICAL CENTER CLINICAL LAB			24	100%	24
HENNEPIN COUNTY MEDICAL CENTER (HCMC)		13	11	46%	24
Wesley Place on Honeysuckle		22	2	8%	24
GRAND VILLA OF PALM COAST		24			24
MADISON COUNTY MEMORIAL HOSP		12	12	50%	24
PRIME CARE ONE LLC/HARBORCHASE OF VENICE			24	100%	24
MIAMI BEACH MEDICAL GROUP			24	100%	24
WESTMINSTER WOODS ON JULINGTON CREEK		22	2	8%	24
MC DIAGNOSTIC OF CONNECTICUT, PC #775		23	1	4%	24
DOCTORS MEDICAL CENTER OF WALTON COUNTY CLINIC			24	100%	24
MINUTECLINIC INCORPORATE, LLC		20	4	17%	24
MINUTECLINIC DIAGNOSTIC OF SC, LLC #2		20	4	17%	24
MID FLORIDA PATHOLOGY LLC		23	1	4%	24
PALM BEACH GARDENS MEDICAL CENTER			24	100%	24
CL BRUMBACK PRIMARY CARE CLINIC LANTANA		2	22	92%	24
ORANGE REGIONAL MEDICAL CENTER LABORATORY		19	5	21%	24
UAH STUDENT HEALTH CENTER		17	7	29%	24
HERITAGE OAKS ASSISTED LIVING & MEMORY CARE		20	4	17%	24
TRINITY MEDICAL ASSOCIATES LLC			24	100%	24
SOUTH NASSAU COMMUNITIES HOSPITAL		20	4	17%	24
GILCHRIST COUNTY JAIL		22	2	8%	24
PACIFICA SENIOR LIVING FORT MYERS		15	9	38%	24
TIMBERLANE LODGE ALF	1	16	7	29%	24
COURTYARDS OF ORLANDO		24			24
ALAN SERURE MD		24			24
ADVENTHEALTH MEDICAL GROUP PEDIATRICS AT		6	18	75%	24
ROWLETT MIDDLE ACADEMY		22	2	8%	24
SENIOR HEALTH OF WINTER PARK DUNDEE		24			24
MAITLAND PRIMARY CARE		9	15	63%	24
CSH LAKE ORIENTA LP		24			24
FORT PIERCE FAMILY CARE INC		18	6	25%	24

COVID-19: testing by laboratory

Data through May 14, 2021 verified as of May 15, 2021 at 09:25 AM

Data in this report are provisional and subject to change.

The numbers in the table below represent the number of Florida and non-Florida residents for whom test results were received by the Department of Health. A person can be tested by more than one laboratory and can have both positive and negative results. **Therefore, the sum of the numbers in each column will be larger than the total number of people tested.**

Reporting lab	Inconclusive	Negative	Positive	Percent positive	Total
GLEN COVE HOSPITAL		24			24
ST ELIZABETH MEDICAL CENTER LABORATORY		21	3	13%	24
THE CHAPPEL GROUP RESEARCH		24			24
EDWARD S BENNETT MD PLLC		24			24
CareATC - 15th Street Clinic			24	100%	24
LABORATORY DYNAMICS		20	4	17%	24
ATRIA AT ST JOSEPHS		24			24
OHSU MOLECULAR MICROBIOLOGY LAB		23	1	4%	24
HEALTH MED CENTERS		24			24
MEDEXPRESS URGENT CARE - SEMINOLE SQUA		22	2	8%	24
RAINBOW PEDIATRIC CENTER		2	22	92%	24
SARASOTA MEMORIAL NURSING & REHABILITATION CTR		24			24
TARPON BAYOU CENTER			24	100%	24
INTERVENTIONAL REHABILITATION OF SOUTH FLORIDA		16	8	33%	24
WELLOW URGENT CARE		23	1	4%	24
SONATA BOYNTON BEACH		21	3	13%	24
PHYSICIANS PRIMARY CARE OF SW FLORIDA PL		24			24
AVENTIS BIO-SERVICES CTL		24			24
FLORENCE J HUNT STUDENT WELLNESS CENTER - HEALTH SERVICES (ABBOTT)		24			24
CITY OF SANFORD EMPLOYEE HEALTH AND		23	1	4%	24
WELLMED AT LAKE COPELAND		18	6	25%	24
ADVANCED URGENT CARE CENTER		7	17	71%	24
FLUSHING HOSPITAL MEDICAL CENTER		19	4	17%	23
NONA PEDIATRIC CENTER		17	6	26%	23
EGL GENETIC DIAGNOSTICS		1	22	96%	23
PRIMECARE AT PORT ORANGE		4	19	83%	23
PULSE MEDICAL GROUP INC			23	100%	23
COMMONWEALTH OF MASSACHUSETTS			23	100%	23
BARTON FAMILY PRACTICE		12	11	48%	23
BLOOMIN BRANDS WELLNESS CENTER	4	18	1	4%	23
UNIVERSITY HILLS HEALTH AND REHABILITATION CENTER		18	5	22%	23
COASTAL FAMILY PRACTICE		15	8	35%	23
NORTHWEST FLORIDA COMMUNITY HOSPITAL 3RD FLOOR		21	2	9%	23
MARQUES PEDIATRICS			23	100%	23
ERIC C MARSHAL MD, PC DBA MINUTECLINIC		22	1	4%	23
MINUTECLINIC, LLC #4507		21	2	9%	23
ISLAND COAST PEDIATRICS PA		22	1	4%	23
WALGREENS #15495	1	20	2	9%	23
CONNECTDX		8	15	65%	23
CORE LABORATORY		1	22	96%	23
Z UROLOGY		22	1	4%	23
INSTANT MEDICAL CARE CENTER		22	1	4%	23
REGENEXX TAMPA BAY		20	3	13%	23
NEW YORK PRESBYTERIAN - ALLEN HOSPITAL		23			23
NORTHSIDE HOSPITAL DULUTH		20	3	13%	23
UF HEALTH NORTH JACKSONVILLE			23	100%	23

COVID-19: testing by laboratory

Data through May 14, 2021 verified as of May 15, 2021 at 09:25 AM

Data in this report are provisional and subject to change.

The numbers in the table below represent the number of Florida and non-Florida residents for whom test results were received by the Department of Health. A person can be tested by more than one laboratory and can have both positive and negative results. **Therefore, the sum of the numbers in each column will be larger than the total number of people tested.**

Reporting lab	Inconclusive	Negative	Positive	Percent positive	Total
NOBLE SENIOR LIVING		3	20	87%	23
MALABAR FAMILY PRACTICE		19	4	17%	23
ORANGE PARK PEDIATRIC ASSOCIATES		10	13	57%	23
WOODHOUSE INC		17	6	26%	23
CASS'S MOBILE HEALTH SERVICES		22	1	4%	23
BAYFRONT FAMILY HEALTH CENTER		3	20	87%	23
TREEHOUSE PEDIATRICS		19	4	17%	23
ROBINSON FAMILY CLINIC PA		13	10	43%	23
CVS NC4165POCT BREVARD		15	8	35%	23
WUESTHOFF MEDICAL CENTER-MELBOURNE			23	100%	23
LAKEVIEW HEALTH CARE SYSTEMS		9	14	61%	23
MEDEXPRESS URGENT CARE - TIMBERLAKE		20	3	13%	23
OMEGA LABORATORIES		19	4	17%	23
ESOTERIX GENETIC LABORATORIES		17	6	26%	23
NEW JERSEY		22	1	4%	23
BAYCARE MEDICAL GROUP INC			23	100%	23
MINUTE CLINIC DIAGNOSTIC OF TN PC #64		20	3	13%	23
CVS MINUTE CLINIC DIAGNOSTIC OF TEXAS LLC		19	4	17%	23
SOUTH CAROLINA DEPARTMENT OF HEALTH			22	100%	22
SOLE HEALTH LLC		22			22
MARATHON HEALTH FOR LIFE		19	3	14%	22
GLEN OAKS URGENT CARE		20	2	9%	22
ST VINCENT'S URGENT CARE		19	3	14%	22
MORRIS PARK URGENT CARE		19	3	14%	22
PEDIATRIC ASSOCIATES PA		17	5	23%	22
EBEIDS MD PEDIATRICS		19	3	14%	22
MONROE COUNTY DETENTION CENTER			22	100%	22
KELLY'S ASSISTED LIVING FACILITY		22			22
MORNINGSIDE MANOR & VILLA ADULT CARE C		22			22
ROCKLEDEGE REGIONAL MEDICAL CENTER		17	5	23%	22
TEXAS DEPARTMENT OF STATE HEALTH SERVICES		3	19	86%	22
GUARDANT HEALTH		16	6	27%	22
THE VILLAGES HEALTH		12	10	45%	22
TGH MEDICAL GROUP LABORATORY CARROLLWOOD			22	100%	22
FLORIDA PEDIATRICS		6	16	73%	22
OCEANSIDE URGENT CARE		22			22
ELAN SPANISH SPRINGS		4	18	82%	22
HELIX DIAGNOSTICS			22	100%	22
HEALTHY MINORS, LLC.		20	2	9%	22
SOMA MEDICAL CENTER, PA #4 FLORIDA MANGO		1	21	95%	22
WELLSTAR COBB HOSPITAL		20	2	9%	22
DIACARTA INC.		22			22
MINUTECLINIC DIAGNOSTIC OF TEXAS LLC		20	2	9%	22
ADVENT HEALTH - KISSIMMEE		6	16	73%	22
COLUMBIA MEMORIAL HOSPITAL		22			22
TEN HEALTHCARE		6	16	73%	22

COVID-19: testing by laboratory

Data through May 14, 2021 verified as of May 15, 2021 at 09:25 AM

Data in this report are provisional and subject to change.

The numbers in the table below represent the number of Florida and non-Florida residents for whom test results were received by the Department of Health. A person can be tested by more than one laboratory and can have both positive and negative results. **Therefore, the sum of the numbers in each column will be larger than the total number of people tested.**

Reporting lab	Inconclusive	Negative	Positive	Percent positive	Total
FAMILY AND AFTER HOURS CARE		22			22
BASSETTI & ASSOCIATES, MD, PA			22	100%	22
SEAGRASS VILLAGE			22	100%	22
COMMUNITY CARE CENTER □		21	1	5%	22
MINUTECLINIC, LLC #1586		15	7	32%	22
MINUTECLINIC DIAGNOSTICS MEDICAL GROUP		21	1	5%	22
MOBILE DIVISION LABORATORY		7	15	68%	22
MINUTECLINIC DIAGNOSTIC PA		19	3	14%	22
FLORIDA HOSPITAL LABS		12	10	45%	22
THRIFT DRUGS INC		20	2	9%	22
MINUTECLINIC DIAGNOSTIC OF RHODE ISLAND, LLC #590		21	1	5%	22
JOHNS HOPKINS MEDICAL LABORATORIES		1	21	95%	22
OHIO CVS STORES, LLC DBA		19	3	14%	22
ST ANTHONY'S HOSP PATIENT CARE SERVICE			22	100%	22
GENTIVA HEALTH SERVICES		20	2	9%	22
PRIMARY CARE SPECIALISTS OF ORLANDO LLC		17	5	23%	22
NAVAL MEDICAL CENTER SAN DIEGO	1		21	95%	22
CITY OF LAKE MARY EMPLOYEE HEALTH CENTER		18	4	18%	22
HARTFORD HOSPITAL ANCILLARY LAB		17	5	23%	22
BROOKDALE WEST BOYNTON BEACH		22			22
MEDLAB INC		22			22
MEDI STATION			22	100%	22
YUSRA MEDICAL ASSOCIATES PA		16	6	27%	22
ADVENTHEALTH MEDICAL GROUP	1	14	6	29%	21
VALLEY IMMEDIATE CARE		18	3	14%	21
HARLEM HOSPITAL CENTER		20	1	5%	21
INTERNATIONAL MEDICAL LABORATORY INC		21			21
SHELBY BAPTIST MEDICAL CENTER		16	5	24%	21
BIOREFERENCE LABORATORIES		8	13	62%	21
REGENCY SQUARE MALL - SEARS		4	17	81%	21
UPMC CHAUTAUQUA AT WCA LABORATORY		20	1	5%	21
FLORIDA HOSPITAL WINTER GARDEN		17	4	19%	21
ROCKLEDGE FAMILY HEALTH			21	100%	21
URGENT TEAM		17	4	19%	21
ESTATES MEDICAL CENTER		12	9	43%	21
CARENOW URGENT CARE-BRENTWOOD		15	6	29%	21
ARDEN COURTS OF WINTER SPRINGS		18	3	14%	21
Floral Health and Rehabilitation, LLC		20	1	5%	21
WACO HHSSURGEWACO	1	17	3	14%	21
GOOD SAMARITAN MEDICAL CENTER			21	100%	21
CLINICAL PATHOLOGY LABORATORIES SOUTHEAST			21	100%	21
Citymd Of Lacey		18	3	14%	21
TINA'S ASSISTED LIVING FACILITY CORP		21			21
POINT OF CARE CLINICS PRIMARY CARE		20	1	5%	21
MINUTECLINIC DIAGNOSTIC OF TN PC #566		17	4	19%	21
PRIMECARE OF DOTHAN-DALEVILLE CLINIC		16	5	24%	21

COVID-19: testing by laboratory

Data through May 14, 2021 verified as of May 15, 2021 at 09:25 AM

Data in this report are provisional and subject to change.

The numbers in the table below represent the number of Florida and non-Florida residents for whom test results were received by the Department of Health. A person can be tested by more than one laboratory and can have both positive and negative results. **Therefore, the sum of the numbers in each column will be larger than the total number of people tested.**

Reporting lab	Inconclusive	Negative	Positive	Percent positive	Total
CVS PHARMACY		1	20	95%	21
PICHARDO CLINIC, THE		19	2	10%	21
ST CATHERINE OF SIENA HOSPITAL		19	2	10%	21
SELECT PHYSICIANS ALLIANCE		21			21
TENNESSEE DEPARTMENT OF HEALTH		15	6	29%	21
CLEVELAND CLINIC FLORIDA		1	20	95%	21
MC DIAGNOSTIC OF CONNECTICUT, PC #1960		21			21
BAY PEDIATRICS PA		18	3	14%	21
ST JUDE CHILDRENS RESEARCH HOSPITAL		21			21
WINTER PARK FAMILY PRACTICE LLC		17	4	19%	21
JEFFERSON K-12, A SOMERSET SCHOOL- CLINIC		17	4	19%	21
RHODE ISLAND DEPARTMENT OF HEALTH			21	100%	21
BROWNE MEDICAL		19	2	10%	21
GRACE WELLNESS CENTER		8	13	62%	21
GOOD SAMARITAN SOCIETY OF DAYTONA		16	5	24%	21
WINSHIPS PHARMACY INC		20			20
VIERA FAMILY MEDICINE AND WELLNESS		16	4	20%	20
STATEN ISLAND UNIVERSITY HOSPITAL		19	1	5%	20
CONSOLIDATED LAB SERVICES		10	10	50%	20
MINUTECLINIC DIAGNOSTIC OF MICHIGAN PC		19	1	5%	20
LAKE WORTH MANOR		19	1	5%	20
ODYSSEY HEALTHCARE OF MARION COUNTY, LLC		19	1	5%	20
MAIMONIDES MEDICAL CENTER		17	3	15%	20
PRIMARY CARE MEDICINE	1	13	6	30%	20
SHIELDT3 LLC		20			20
CVS MINUTE CLINIC DIAGNOSTIC OF TEXAS, LLC		16	4	20%	20
PROFESSIONAL PARK PEDIATRICS PA			20	100%	20
KIDSWOOD PEDIATRICS CORP		6	14	70%	20
INTEGRATED FAMILY MEDICAL CENTER			20	100%	20
ROBERT WOOD JOHNSON UNIVERSITY HOSP		18	2	10%	20
FIRST CHOICE PEDIATRICS WINTER SPRINGS		15	5	25%	20
COMMUNITY HOME HEALTH CARE		20			20
BROOKDALE MANDARIN CENTRAL		7	13	65%	20
BEST MEDICAL CENTER		11	9	45%	20
MCWHORTER SCHOOL OF PHARMACY		20			20
CVS HEALTH, #3396		18	2	10%	20
ORLANDO FAMILY PHYSICIANS INC		14	6	30%	20
URGENT CARE OF NEW YORK		19	1	5%	20
DEPT OF VA MEDICAL CENTER - BAY PINES			20	100%	20
REDITUS LABORATORIES			20	100%	20
PONCE PLAZA NURSING & REHAB CENTER		4	16	80%	20
CLINIC OF PEDIATRICS & GI MEDICINE INC		1	19	95%	20
CARESPOT OF NOCATEE		1	19	95%	20
ANYTIME LAB, LLC		18	2	10%	20
THE CANOPY AT HARPER LAKE	1		19	95%	20
CALLAWAY CLINIC		14	6	30%	20

COVID-19: testing by laboratory

Data through May 14, 2021 verified as of May 15, 2021 at 09:25 AM

Data in this report are provisional and subject to change.

The numbers in the table below represent the number of Florida and non-Florida residents for whom test results were received by the Department of Health. A person can be tested by more than one laboratory and can have both positive and negative results. **Therefore, the sum of the numbers in each column will be larger than the total number of people tested.**

Reporting lab	Inconclusive	Negative	Positive	Percent positive	Total
MINUTE CLINIC DIAGNOSTIC OF SOUTH CAROLINA		16	4	20%	20
LEE MEMORIAL HEALTH SYSTEM D/B/A		18	2	10%	20
AUBURN COMMUNITY HOSPITAL		18	2	10%	20
ADVENTIST HEALTH SYSTEM		16	4	20%	20
BRIDGEWAY HEALTH CLINICS INC		1	19	95%	20
MINUTE CLINIC		2	18	90%	20
MEDICAL EXPRESS CORP		18	2	10%	20
CARESPOT EXPRESS HEALTHCARE			20	100%	20
FORT WALTON BEACH DEVELOPMENTAL CENTER		19	1	5%	20
FAMILY CARE CYPRESS CREEK		1	19	95%	20
ST JOSEPHS HOSP OF ATLANTA/CLINIC LAB		18	2	10%	20
KIMBERLY J HENDERSON MD PC		18	1	5%	19
WELLSTAR NORTH FULTON HOSPITAL LABORAT		17	2	11%	19
UM MILLER SCHOOL OF MEDICINE			19	100%	19
EMERALD COAST HOSPICE - CRESTVIEW		19			19
MED HEALTH SERVICES		18	1	5%	19
ALL PEDIATRIC CARE			19	100%	19
FOX FAMILY PRACTICE		19			19
JACKSON NORTH MEDICAL CENTER		2	17	89%	19
CARE POINT HEALTH & WELLNESS CENTER		19			19
ASHRAF MEDICAL GROUP PLLC DBA PULSE M		18	1	5%	19
LOVING CARE OF THE TREASURE COAST LLC	1	13	5	26%	19
CLERMONT ADVENTHEALTH CENTRA CARE		1	18	95%	19
ELTINGVILLE CIRCLE URGENT CARE		18	1	5%	19
CVS MINUTE CLINIC DIAGNOSTIC OF WISCONSIN		19			19
DAVID LAWRENCE CENTER INC		16	3	16%	19
BENNETT PEDIATRICS		19			19
GENOTOX LABORATORIES		16	3	16%	19
BAPTIST MEMORIAL HEALTH CARE		17	2	11%	19
MD PLUS URGENT CARE, LLC			19	100%	19
ABC PEDIATRICS OF PORT ST LUCIE		17	2	11%	19
COLLEGE POINT URGENT CARE		16	3	16%	19
VALHALLA MEDICS		19			19
AURORA UNIVERSITY WELLNESS CENTER		19			19
BAYVIEW MEDICAL		19			19
MEDEXPRESS URGENT CARE, MOON TOWNSHIP		18	1	5%	19
CORONA NYC LAB		18	1	5%	19
CVS MINUTE CLINIC DIAGNOSTIC MED GRP OF CA		19			19
STONE WASH CLINICAL LABORATORIES		2	17	89%	19
FLORIDA COMMUNITY HEALTH CENTER OF ST. LUCIE		1	18	95%	19
INTEGRATED REGIONAL LABORATORIES - LARGO			19	100%	19
URGENT CARE & FAMILY PRACTICE CENTER			19	100%	19
ANYLABTESTNOW		6	13	68%	19
MC DIAGNOSTIC OF CONNECTICUT, PC #1966		19			19
THE CLINIC PREMISE HEALTH		13	6	32%	19
SEVEN RIVERS REGIONAL MEDICAL CENTER		5	14	74%	19

COVID-19: testing by laboratory

Data through May 14, 2021 verified as of May 15, 2021 at 09:25 AM

Data in this report are provisional and subject to change.

The numbers in the table below represent the number of Florida and non-Florida residents for whom test results were received by the Department of Health. A person can be tested by more than one laboratory and can have both positive and negative results. **Therefore, the sum of the numbers in each column will be larger than the total number of people tested.**

Reporting lab	Inconclusive	Negative	Positive	Percent positive	Total
FRUITVILLE URGENT CARE			19	100%	19
OCEAN REEF MEDICAL CENTER, LLC			19	100%	19
CAREHERE- LCS LEESBURG			19	100%	19
PRATTVILLE BAPTIST HOSPITAL		15	4	21%	19
MICHELLE S PAGE MD PA		18	1	5%	19
LAB INTERMARKET FACILITY LAB		1	18	95%	19
NANO HEALTH ASSOCIATES LLC		19			19
BAY COUNTY HEALTH DEPARTMENT		14	5	26%	19
NO NAME		8	11	58%	19
SONORA QUEST LABORATORIES			19	100%	19
CORNER OAK ESTATE LLC		19			19
ROYAL PALM MEDICAL GROUP, INC		19			19
SAVANNAH STATE UNIVERSITY, COUNSELING		19			19
STAT MEDICAL CLINIC III INC		13	6	32%	19
JACKSON LABORATORY FOR GENOMIC MEDICIN		19			19
ST. JUDES LABORATORIES		13	6	32%	19
ADVENT HEALTH - WINTER HAVEN		8	10	56%	18
TPCA CLINICAL LABORATORIES		15	3	17%	18
Terrace of Jacksonville		3	15	83%	18
HUNTINGTON URGENT CARE		17	1	6%	18
MEDEXPRESS URGENT CARE - ROBINSON TWP, STEUBENVILLE PIKE		16	2	11%	18
BROOKDALE ST AUGUSTINE		1	17	94%	18
AURORA DIAGNOSTICS		6	12	67%	18
BRONSON FIRE DEPARTMENT		18			18
MEDEXPRESS URGENT CARE- MARYLAND		15	3	17%	18
Atlanta VAMC		13	5	28%	18
IONA COLLEGE HEALTH & WELLNESS CENTER		18			18
ASCENSION ST VINCENT'S PRIMARY CARE		1	17	94%	18
XPRESS WELLNESS URGENT CARE			18	100%	18
MONTEFIORE ST LUKE'S CORNWALL HOSPITAL		14	4	22%	18
FYZAMEDICAL, LLC		13	5	28%	18
KAILOS GENETICS INC		15	3	17%	18
CRANES VIEW LODGE			18	100%	18
BERGEN NEW BRIDGE M		16	2	11%	18
MOORINGS PARK OAKSTONE AT GREY OAKS		17	1	6%	18
NORTHERN WESTCHESTER HOSPITAL LABORATORY		16	2	11%	18
MINUTE CLINIC DIAGNOSTIC MED GRP		17	1	6%	18
MI CASA DORADA ASSISTED LIVING FACILIT		18			18
MC DIAGNOSTIC OF CONNECTICUT , PC # 3		16	2	11%	18
INTERMOUNTAIN CENTRAL LAB		1	17	94%	18
COMPREHENSIVE CHILDCARE ASSOCIATES		10	8	44%	18
CVS TX7162POCT HOUSTON		18			18
AVALON FAMILY RESORT ASSISTED LIVING LLC		18			18
SANTA ROSA COUNTY JAIL - WELLPATH			18	100%	18
FORT HAMILTON URGENT CARE		18			18
OSCEOLA ALF OPERATOR, LLC DBA□		18			18

COVID-19: testing by laboratory

Data through May 14, 2021 verified as of May 15, 2021 at 09:25 AM

Data in this report are provisional and subject to change.

The numbers in the table below represent the number of Florida and non-Florida residents for whom test results were received by the Department of Health. A person can be tested by more than one laboratory and can have both positive and negative results. **Therefore, the sum of the numbers in each column will be larger than the total number of people tested.**

Reporting lab	Inconclusive	Negative	Positive	Percent positive	Total
Crestwood Nursing Center		8	10	56%	18
TENDER CARE ALF		18			18
CARENOW URGENT CARE-DONELSON		13	5	28%	18
MEDEXPRESS URGENT CARE LEWISBURG		17	1	6%	18
URGENT CARE AT LONGWOOD			18	100%	18
ST LUKES ROOSEVELT LABORATORY		15	3	17%	18
MINUTE-CLINIC DIAGNOSTIC OF VIRGINIA, LLC #2003		15	3	17%	18
CVS NC2357POCT HUNTERSVILLE		16	2	11%	18
PALATKA VA CBOC		17	1	6%	18
DR PHILLIPS MEDICAL WELLNESS CENTER		13	5	28%	18
UNIVERSITY OF MIAMI MILLER SCHOOL			18	100%	18
MIRIMUS INC		1	17	94%	18
MADISON CORE LABORATORIES		17	1	6%	18
WALGREEN EASTERN CO, INC		18			18
LAKEVIEW HEALTH SYSTEMS			18	100%	18
ADVENT HEALTH - ZEPHYRHILLS			18	100%	18
MARION COUNTY HEALTH DEPARTMENT		17	1	6%	18
UC HEALTH UNIVERSITY HOSPITAL		15	3	17%	18
PPD - IXLAYER		17	1	6%	18
MINUTECLINIC, LLC, DBA MINUTECLINIC #6		16	2	11%	18
CABOT RESERVE ON THE GREEN		18			18
GENERAL INTERNAL MEDICINE MEDICAL CTR CLINIC		13	5	28%	18
BAPTIST PRIMARY CARE PONTE VEDRA		12	6	33%	18
CLEVELAND CLINIC			18	100%	18
CVS MINUTE CLINIC DIAGNOSTIC PA		13	5	28%	18
AHMG LAKE NONA PRIMARY CARE		18			18
107TH PLACE GROUP HOME		18			18
MINUTECLINIC #8699		14	4	22%	18
NOVANT HEALTH GOHEALTH URGENT CARE-HARRISBURG		8	9	53%	17
LEHIGH VALLEY HOSPITAL		3	14	82%	17
STARLING AT NOCATEE			17	100%	17
MINUTECLINIC DIAGNOSTIC OF OKLAHOMA		14	3	18%	17
LILY'S PROMISE AL#12775		17			17
DIEGO FALLON MD PA		6	11	65%	17
UVMC MICROBIOLOGY		16	1	6%	17
MINUTECLINIC DIAGNOSTIC OF NEW MEXICO		17			17
INFEXIONSHIELD INC.		17			17
ALBIBI		1	16	94%	17
CARENOW URGENT CARE-WEST END		12	5	29%	17
COMMUNITY HEALTH OF SOUTH FLORIDA INC			17	100%	17
INN AT LAKE SEMINOLE SQUARE, THE		17			17
RIVERSIDE MEDICAL GROUP		16	1	6%	17
INHEALTH LIFE SCIENCES		6	11	65%	17
SOMA MEDICAL CENTER PA			17	100%	17
PARRISH HEALTH CENTER		14	3	18%	17
MINUTECLINIC DIAGNOSTIC OF ILLINOIS LL		15	2	12%	17

COVID-19: testing by laboratory

Data through May 14, 2021 verified as of May 15, 2021 at 09:25 AM

Data in this report are provisional and subject to change.

The numbers in the table below represent the number of Florida and non-Florida residents for whom test results were received by the Department of Health. A person can be tested by more than one laboratory and can have both positive and negative results. **Therefore, the sum of the numbers in each column will be larger than the total number of people tested.**

Reporting lab	Inconclusive	Negative	Positive	Percent positive	Total
BAY BREEZE HEALTH AND REHABILITATION CENTER		9	8	47%	17
GENETIC TECHNOLOGICAL INNOVATIONS			17	100%	17
TOXUSALABS DBA CONNECTDX LABS		14	3	18%	17
BROOKDALE CROWN POINT			17	100%	17
FLORIDA KEYS CONCIERGE MEDICINE, LLC		15	2	12%	17
MARCO DRUGS AND COMPOUNDING		13	4	24%	17
MINUTECLINIC DIAGNOSTIC OF TN PC #6415		13	4	24%	17
CVS MINUTE CLINIC, LLC		14	3	18%	17
VIGILINT HEALTHCARE		15	2	12%	17
MINUTECLINIC LLC #5176		14	3	18%	17
COAST MED URGENT CARE		16	1	6%	17
MINUTECLINIC DIAGNOSTIC OF VIRGINIA, LLC #1416		16	1	6%	17
MASSACHUSETTS GENERAL HOSPITAL		1	16	94%	17
RESOLVE MOLECULAR DIAGNOSTICS		13	4	24%	17
ST JOSEPH HOSPITAL		16	1	6%	17
CVS MINUTE CLINIC DIAGNOSTIC OF VIRGINIA		17			17
CARE NOW, INC		13	4	24%	17
LYNN KEEFE, MD PEDIATRICS		14	3	18%	17
URGENT CARE WEST CLINIC		14	3	18%	17
WALGREENS #06416		16	1	6%	17
PRIMARY CARE WALK IN CLINIC PLLC			17	100%	17
MINUTE CLINIC LLC #5706		15	2	12%	17
NEMOURS CHILDREN'S URGENT			17	100%	17
SARASOTA MEDICAL CENTER		6	11	65%	17
BLOUNT MEMORIAL HOSPITAL		14	3	18%	17
WELLINGTON FAMILY PRACTICE		13	4	24%	17
MINUTE CLINIC LLC #5733		17			17
UNIVERSITY OF ALABAMA - FUNGAL REFERENCE LABORATORY		12	5	29%	17
MINUTECLINIC DIAGNOSTIC OF TN PC #643		13	4	24%	17
HEALTHCARE NOW			17	100%	17
GNT ASSOCIATES		16	1	6%	17
EAR NOSE & THROAT ASSOCIATES OF MANATEE PA		17			17
ESTATES MEDICAL CENTER INC		4	13	76%	17
BRYAN WHITFIELD MEMORIAL HOSPITAL		12	5	29%	17
YORKVILLE PEDIATRIC URGENT CARE		17			17
UNIVERSITY LAB			17	100%	17
MINUTECLINIC DIAG OF IND, LLC #6697		15	2	12%	17
MEDEXPRESS URGENT CARE - LAFAYETTE		16	1	6%	17
PROMUS DIAGNOSTICS, LLC			16	100%	16
BVL PEDIATRICS		14	2	13%	16
MILLENNIUM PHYSICIAN GRP LLC NAPLES PINE RIDGE			16	100%	16
DAVITA DIALYSIS		4	12	75%	16
MEDICINE AT LONGWOOD		16			16
SUFFRIDGE DRIVE GROUP HOME		16			16
OKEECHOBEE HEALTHCARE FACILITY			16	100%	16
BELLEVUE HOSPITAL CENTER DEPARTMENT		16			16

COVID-19: testing by laboratory

Data through May 14, 2021 verified as of May 15, 2021 at 09:25 AM

Data in this report are provisional and subject to change.

The numbers in the table below represent the number of Florida and non-Florida residents for whom test results were received by the Department of Health. A person can be tested by more than one laboratory and can have both positive and negative results. **Therefore, the sum of the numbers in each column will be larger than the total number of people tested.**

Reporting lab	Inconclusive	Negative	Positive	Percent positive	Total
Lab MSMC Hialeah			16	100%	16
PROHEALTH CARE ASSOCIATES MOBILE		13	3	19%	16
TIFT REGIONAL HEALTH SYSTEM, INC		16			16
TMH FSU RAPID LABORATORY		2	14	88%	16
ACM MEDICAL LABORATORY ALLIANCE		13	3	19%	16
CVS MINUTE CLINIC DIAG OF IND, LLC #6549		15	1	6%	16
ALL FLORIDA FAMILY & SPORTS MEDICINE		15	1	6%	16
PRESBYTERIAN MEDICAL SERVICES		16			16
BONIFAY NURSING AND REHABILITATION CENTER			16	100%	16
MORTON PLANT MEASE			16	100%	16
STATEN ISLAND UNIVERSITY HOSPITAL SEGUINE AVE		13	3	19%	16
JOSEPH MIGNOGNA		13	3	19%	16
FAST TRACK URGENT CARE CENTER - TYRONE			16	100%	16
UNIVERSITY HOSPITAL UC HEALTH		11	5	31%	16
MONTEFIORE NYACK HOSPITAL AFFILIATED LABORATORY		14	2	13%	16
CENTRAL JERSEY URGENT CARE OF EATONTOW		15	1	6%	16
MINUTECLINIC DIAGNOSTIC OF VIRGINIA		16			16
UNAVAILABLE/UNKNOWN/NO INFORMATION FOUND			16	100%	16
HUDSON VALLEY HOSPITAL CENTER LABORATORY		15	1	6%	16
GOLDMAN SACHS HEALTH CENTER	1	14	1	6%	16
ST AUGUSTINE PLANTATION		1	15	94%	16
JS HEALTHCARE INC		16			16
MC DIAGNOSTIC OF CONNECTICUT PC #459		16			16
NOVALIFE MEDSPA			16	100%	16
MIAMI BEACH MEDICAL GROUP LLC			16	100%	16
MINUTE CLINIC LLC #6765		16			16
XERA MED RESEARCH			16	100%	16
NORTHWEST FLORIDA SLEEP		1	15	94%	16
CULINARY INSTITUTE OF AMERICA STUDENT	3	13			16
INTERNAL MEDICINE ASSOCIATES & SPECIALTIES INC		15	1	6%	16
WALGREENS #07936		15	1	6%	16
NORTHWEST FLORIDA ENT, PA		5	11	69%	16
Heartland Healthcare Center Boca Raton		2	14	88%	16
HODGES CLUSTER		2	14	88%	16
GOOD SAMARITAN SOCIETY		16			16
CVS CA9715POCT THOUSAND OAKS		16			16
RICH STREET GROUP HOME		9	7	44%	16
PANAMA CITY VITAS HOSPICE		16			16
PROMEDICA LABORATORIES		11	5	31%	16
WALGREENS #04176		13	3	19%	16
KETAMINE HEALTH CENTERS AT BONITA SPRINGS, LLC		16			16
URGENT CARE CLINIC OF LINCOLN		14	2	13%	16
MINNEOLA PLACE A HOMEBRIDGE COMMUNITY		16			16
ALAN L MELOTEK MD		16			16
CVS GA2108POCT NORCROSS		13	3	19%	16
INDIANA STATE DEPARTMENT OF HEALTH		1	15	94%	16

COVID-19: testing by laboratory

Data through May 14, 2021 verified as of May 15, 2021 at 09:25 AM

Data in this report are provisional and subject to change.

The numbers in the table below represent the number of Florida and non-Florida residents for whom test results were received by the Department of Health. A person can be tested by more than one laboratory and can have both positive and negative results. **Therefore, the sum of the numbers in each column will be larger than the total number of people tested.**

Reporting lab	Inconclusive	Negative	Positive	Percent positive	Total
ATMORE NURSING CENTER		15	1	6%	16
SURGERY CENTER OF CORAL GABLES LLC,THE		12	4	25%	16
SRMC AVALON		9	7	44%	16
CRUCIAL CARE		10	6	38%	16
PRO HEALTH FAMILY PHYSICIANS, NYSTROM		16			16
FLORIDA MEDICAL ASSOCIATES LLC		9	7	44%	16
VERO DIAGNOSTICS		14	1	7%	15
RICHMOND UNIVERSITY MEDICAL CENTER		12	3	20%	15
MINUTECLINIC DIAGNOSTIC OF GEORGIA, LL		12	3	20%	15
WALK IN URGENT CARE			15	100%	15
OAKMONTE VILLAGE OF DAVIE			15	100%	15
PARROTT MEDICAL CLINIC			15	100%	15
LIFE'S SPECIAL MOMENTS INC		15			15
SOMA MEDICAL CENTER, P.A.			15	100%	15
BAPTIST MEDICAL CENTER EAST		11	4	27%	15
MEDI-DRUG INC		13	2	13%	15
MINUTECLINIC DIAGNOSTIC OF NEW JERSEY, LLC # 7069		15			15
NORTHSIDE HOSPITAL FORSYTH		13	2	13%	15
SINAI HOSPITAL OF BALTIMORE		15			15
MINUTECLINIC DIAGNOSTIC OF RHODE ISLAND		12	3	20%	15
DELIVER MY MEDS CORP		15			15
MINUTECLINIC, DIAGNOSTIC OF TEXAS, LL		14	1	7%	15
MEDEXPRESS URGENT CARE - BENTON HARBOR		14	1	7%	15
MINUTECLINIC #788		13	2	13%	15
MONTEFIORE MEDICAL CENTER LABORATORIES - WEILER		11	4	27%	15
HOLLEY-NAVARRE MEDICAL CLINIC		5	10	67%	15
WESTERN NEW YORK IMMEDIATE MEDICAL CAR		13	2	13%	15
MC DIAGNOSTIC OF CONNECTICUT, PC # 257		14	1	7%	15
MADISON COUNTY HEALTH DEPARTMENT		8	7	47%	15
LAKE CO SCHOOLS EMPLOYEE HEALTH & WELLNESS CENTER	1	11	3	20%	15
PATHLINE			15	100%	15
NORTH COUNTRY FAMILY HEALTH CENTER INC		15			15
EASTLAKE PEDIATRICS - TRINITY		15			15
BROOKLYN HOSPITAL CENTER DOWNTOWN CAMPUS		15			15
MINUTECLINIC DIAGNOSTIC OF TN, PC 6438		13	2	13%	15
CUSTEAD CARE CENTER HAVEN HOSPICE		12	3	20%	15
GULF COAST VILLAGE HOME HEALTH INC		4	11	73%	15
OPTIONS FOR SENIORS INC DBA PALM KREST MANOR		12	3	20%	15
BROWARD MEDICAL AND URGENT CARE		15			15
BESSENT ROAD GROUP HOME		15			15
MINUTECLINIC, LLC, DBA MINUTECLINIC #2		13	2	13%	15
CVS HEALTH, #2043		15			15
WELLMED AT PORT ST LUCIE WEST		10	5	33%	15
CVS NC187POCT CHARLOTTE		14	1	7%	15
PREMIER LABORATORY SERVICES, LLC		5	10	67%	15
SKIN WELLNESS PHYSICIANS LLC		15			15

COVID-19: testing by laboratory

Data through May 14, 2021 verified as of May 15, 2021 at 09:25 AM

Data in this report are provisional and subject to change.

The numbers in the table below represent the number of Florida and non-Florida residents for whom test results were received by the Department of Health. A person can be tested by more than one laboratory and can have both positive and negative results. **Therefore, the sum of the numbers in each column will be larger than the total number of people tested.**

Reporting lab	Inconclusive	Negative	Positive	Percent positive	Total
CVS NY491POCT JACKSON HEIGHTS		15			15
HEALTH MED HOME CARE, LLC		15			15
MILTON 4707		15			15
ST JOSEPH WOMENS HOSPITAL			15	100%	15
HIRAM COLLEGE HEALTH CENTER (ABBOTT)		13	2	13%	15
DIATHERIX		13	2	13%	15
NIGHT OWL PEDIATRICS URGENT CARE			15	100%	15
FAMILY CARE CENTER OF ARLINGTON		10	5	33%	15
MEDEXPRESS URGENT CARE-ALTOONA		13	2	13%	15
MEDLAB ASSOCIATES LLC		15			15
MIRACLE ALF INC		15			15
Hackensack Umc Mountainside		14	1	7%	15
FAMILY CARE			15	100%	15
CVS TX7288POCT DALLAS		11	4	27%	15
CARDIOTHORACIC SURGERY OF HYDE PARK			15	100%	15
MEADOWCREST MOLECULAR DIAGNOSTICS, LLC			15	100%	15
FLORIDA DEPARTMENT OF HEALTH IN HILLSBOROUGH COUNTY		1	14	93%	15
OPIS ISLAND LAKE CENTER		13	2	13%	15
CVS TN2179POCT MURFREESBORO		14	1	7%	15
St Joseph's Hospital & Medical Center		13	2	13%	15
GADSDEN REGIONAL MEDICAL CENTER		15			15
CVS TX8321POCT MCKINNEY		15			15
AJU GEORGE MD PA			15	100%	15
SARASOTA - ROBERT L TAYLOR COMMUNITY CENTER		1	14	93%	15
Astoria Health and Rehab		15			15
TELEVISIT MALABAR PEDIATRICS		5	10	67%	15
LONG ISLAND JEWISH VALLEY STREAM		14	1	7%	15
HAVEN HOSPICE IN CHIEFLAND		9	6	40%	15
ORLANDO HEALTH		2	13	87%	15
CITY OF WEST PALM BEACH EMPLOYEE & FAMILY HEALTH		14			14
FAMILY MEDICINE OF WESTON LLC		6	8	57%	14
CVS TN5601POCT LENOIR CITY		12	2	14%	14
ADVENTIST HEALTH SYSTEM FLORIDA DEPT OF HEALTH		9	5	36%	14
PT&J REHAB - VILLAGE OF ROYAL PALM BEACH		12	2	14%	14
CVS GA2147POCT KENNESAW		10	4	29%	14
SUMMIT ATLANTIC SURGERY CENTER		14			14
CVS PA6902POCT BRYN MAWR		12	2	14%	14
ALASKA PUBLIC HEALTH LAB		1	13	93%	14
STEWART MELBOURNE HOSPITAL, INC	1		13	93%	14
ADVICE FOR OPTIMAL WELLNESS		11	3	21%	14
PHELPS HOSPITAL LABORATORY		12	2	14%	14
DIAMOND SPEEDWAY DIALYSIS		1	13	93%	14
WELLMED AT SOUTH PARSONS		11	3	21%	14
MEDLABS DIAGNOSTICS		11	3	21%	14
MINUTECLINIC, LLC #1492		14			14
MINUTECLINIC DIAGNOSTIC OF TN, PC 4992		14			14

COVID-19: testing by laboratory

Data through May 14, 2021 verified as of May 15, 2021 at 09:25 AM

Data in this report are provisional and subject to change.

The numbers in the table below represent the number of Florida and non-Florida residents for whom test results were received by the Department of Health. A person can be tested by more than one laboratory and can have both positive and negative results. **Therefore, the sum of the numbers in each column will be larger than the total number of people tested.**

Reporting lab	Inconclusive	Negative	Positive	Percent positive	Total
CVS TN5639POCT FARRAGUT		11	3	21%	14
The Evangelical Lutheran Good Samaritan Society		14			14
Solaris Healthcare Pensacola			14	100%	14
UNIVERSITY HOSPITALS OF CLEVELAND		8	6	43%	14
EFFINGER HEALTH, PA		14			14
SOUTHEASTERN LABORATORY			14	100%	14
HAVEN HOSPICE			14	100%	14
MELBOURNE FAMILY PRACTICE		12	2	14%	14
HEALTHFIRST ADVENT HEALTH CENTRA CARE COCOA BEACH			14	100%	14
LPG PRIMARY CARE AT LABELLE		12	2	14%	14
DYNAMIC DNA LAB		1	13	93%	14
CVS CA9113POCT CHULA VISTA		14			14
BOCA SIMON		2	12	86%	14
MHHS All Lab Subsection		14			14
LEE COMMUNITY HEALTHCARE INC DUNBAR		12	2	14%	14
BAPTIST HEALTH			14	100%	14
LUCID DIAGNOSTICS LABS			14	100%	14
MEDEXPRESS URGENT CARE - PANTOPS		12	2	14%	14
SUNCOAST COMMUNITY HEALTH CENTERS INC		4	10	71%	14
CVS MINUTE CLINIC, LLC #22		13	1	7%	14
MINUTECLINIC DIAGNOSTIC OF NORTH CAROLINA, PC		13	1	7%	14
MINUTE CLINIC LLC #2775		13	1	7%	14
METHODIST MEDICAL CENTER		11	3	21%	14
NEW YORK PRESBYTERIAN - LOWER MANHATTAN		14			14
DESOTO HEALTH AND REHAB LLC		9	5	36%	14
MY WELLNESS EXPRESS			14	100%	14
MINUTE-CLINIC DIAGNOSTIC OF VIRGINIA, LLC		14			14
MC DIAGNOSTIC OF CONNECTICUT, PC #1043		14			14
MED TECH SERVICES OF PALM BEACH INC		14			14
SOUTHEASTERN UNIVERSITY INC		14			14
MINUTE CLINIC OF KANSAS PA		8	6	43%	14
CVS HEALTH MINUTE CLINIC		1	13	93%	14
FG RAPID RESULTS LLC		8	6	43%	14
MINUTE CLINIC DIAGNOSTIC OF NORTH CAROLINA		13	1	7%	14
NORTHWESTERN MEMORIAL HOSPITAL			14	100%	14
TAPESTRY TALLAHASSEE WALDEN		14			14
SIGMUND LABS LLC		14			14
DYNAMIC HEALTH CENTERS INC		9	5	36%	14
HORIZON MEDICAL GROUP		12	2	14%	14
TALLAHASSEE PRIMARY CARE ASSOCIATES PA		12	2	14%	14
EPIPHANY HEALTH		8	6	43%	14
BRIDGE DIAGNOSTICS			14	100%	14
DOCTORS EXPRESS OF ST PETERSBURG		4	10	71%	14
MERCY MEDICAL CENTER		7	7	50%	14
ST CLOUD MEDICAL GROUP		12	2	14%	14
PIEDMONT ATHENS REGIONAL MEDICAL		12	2	14%	14

COVID-19: testing by laboratory

Data through May 14, 2021 verified as of May 15, 2021 at 09:25 AM

Data in this report are provisional and subject to change.

The numbers in the table below represent the number of Florida and non-Florida residents for whom test results were received by the Department of Health. A person can be tested by more than one laboratory and can have both positive and negative results. **Therefore, the sum of the numbers in each column will be larger than the total number of people tested.**

Reporting lab	Inconclusive	Negative	Positive	Percent positive	Total
ACCESS HOME HEALTH OF FLORIDA LLC		14			14
QUEENS UNIVERSITY OF CHARLOTTE		14			14
POLK CHD BARTOW		13	1	7%	14
RIVERSIDE COTTAGES AT THE SHORES, LLC			14	100%	14
ARNOT OGDEN MEDICAL CENTER LABORATORY		14			14
TLC FAMILY CARE HOME INC		14			14
FAMILY PRACTICE ON THE GO		6	8	57%	14
IGENEX INC		14			14
OPTUM PRIMARY CARE		2	11	85%	13
IN-OFFICE LAB		12	1	8%	13
SOUTHEAST FAMILY HEALTHCARE CENTER			13	100%	13
ALL 4 KIDZ PEDIATRICS		9	4	31%	13
MEDEXPRESS URGENT CARE - CHRISTIANBURG		9	4	31%	13
CVS MA6505POCT NEWTON		13			13
CVS MINUTE CLINIC DIAGNOSTIC MED GRP OF SAN		11	2	15%	13
RED MOUNTAIN DIAGNOSTICS		13			13
CONSULATE HEALTH CARE OF PENSACOLA			13	100%	13
EAR NOSE AND THROAT ASSOCIATES OF MANATEE, P.A.		10	3	23%	13
VILLA OF KINGS AND QUEENS OF DELRAY		13			13
WALGREENS # 03608		9	4	31%	13
SAMARITAN MEDICAL CENTER		13			13
CROSS CARE CENTER			13	100%	13
COMPASS URGENT CARE		8	5	38%	13
MINUTE CLINIC DIAGNOSTIC OF SC, LLC #42		12	1	8%	13
MINUTE CLINIC LLC #1909		13			13
GLENBROOKE AT PALM BAY			13	100%	13
ORMOND MEDICAL ARTS		3	10	77%	13
AFC URGENT CARE - CEDAR GROVE		11	2	15%	13
CVS TX8387POCT AUSTIN		13			13
MEDEXPRESS URGENT CARE-LATROBE		12	1	8%	13
SOMA MEDICAL CENTER PA #4			13	100%	13
WANTAGH URGENT CARE		10	3	23%	13
SHELBY COUNTY HEALTH CARE CORPORATION		10	3	23%	13
MINUTECLINIC DIANOSTIC OF VIRGINA, LL		12	1	8%	13
CVS MINUTE CLINIC DIAGNOSTIC		12	1	8%	13
CVS NC7213POCT MATTHEWS		10	3	23%	13
MINUTE CLINIC, LLC #4650		11	2	15%	13
DEVEREUX FLORIDA CHILDRENS CENTER			13	100%	13
MEYER PEDIATRICS CHTD		11	2	15%	13
CVS PA1671POCT LANCASTER		13			13
Sunnyside Care Center		13			13
MEDEXPRESS URGENT CARE - SALEM		9	4	31%	13
AVENTURA HOSPITAL AND MEDICAL CENTER			13	100%	13
ORCHID COVE		3	10	77%	13
ROCKLEDGE		3	10	77%	13
CLEVELAND TENNESSEE HOSPITAL COMPANY		11	2	15%	13

COVID-19: testing by laboratory

Data through May 14, 2021 verified as of May 15, 2021 at 09:25 AM

Data in this report are provisional and subject to change.

The numbers in the table below represent the number of Florida and non-Florida residents for whom test results were received by the Department of Health. A person can be tested by more than one laboratory and can have both positive and negative results. **Therefore, the sum of the numbers in each column will be larger than the total number of people tested.**

Reporting lab	Inconclusive	Negative	Positive	Percent positive	Total
CVS GA3766POCT DACULA		11	2	15%	13
VA Primary Care Clinic at Meharry		12	1	8%	13
MINUTECLINIC, LLC #244		12	1	8%	13
CVS OH3301POCT WOODMERE		13			13
CAPE CORAL URGENT CARE		9	4	31%	13
MINUTECLINIC LLC (1435)		12	1	8%	13
ESCAMBIA COMMUNITY CLINIC		2	11	85%	13
SANDGATE GARDENS REHAB & NURSING CENTER		3	10	77%	13
GULF COAST MEDICAL GROUP		5	8	62%	13
ST CLOUD COMPOUNDING PHARMACY & WELLNESS CENTER		12	1	8%	13
CENTRAL JERSEY URGENT CARE		12	1	8%	13
HARBOR CHASE OF JACKSONVILLE			13	100%	13
CAN COMMUNITY HEALTH, INC		11	2	15%	13
AVALON MEDICAL WALK IN CLINIC			13	100%	13
MINUTECLINIC DIAGNOSTIC OF ILLINOIS		11	2	15%	13
PHASE2 LABS	2	9	2	15%	13
CURATIVE		1	12	92%	13
BROOKDALE DELAND			13	100%	13
MINUTECLINIC MINUTECLINIC #8505		11	2	15%	13
ADVENTHEALTH MEDICAL GROUP INTERNAL MEDICINE		10	3	23%	13
VALDOSTA FAMILY MEDICINE		1	12	92%	13
RDX BIOSCIENCE INC		10	3	23%	13
MINUTECLINIC, LLC, DBA MINUTECLINIC #6106		11	2	15%	13
LANE PEDIATRICS PA		1	12	92%	13
URGENT MEDICAL CENTER INC		5	8	62%	13
NATIONAL GENETICS INST LABCORP		4	9	69%	13
MISSOURI DEPARTMENT OF HEALTH AND SENIOR SERVICES			13	100%	13
MEDEXPRESS URGENT CARE MONACA		13			13
MOODY MANOR		13			13
FLORIDA STATE HOSPITAL			13	100%	13
LAKELAND REGIONAL HEALTH GRASSLANDS		12	1	8%	13
MINUTECLINIC DIAGNOSTIC OF TN PC #386		12	1	8%	13
CVS TX8351POCT BEAUMONT		11	2	15%	13
Signature Healthcare of Savannah		13			13
CORAL LANDING ASSISTED LIVING		11	2	15%	13
PARKWEST MEDICAL CENTER		11	2	15%	13
ALBION COLLEGE (ABBOTT)		13			13
MINUTECLINIC, LLC, MINUTECLINIC #7637		11	2	15%	13
CLINICAL LABORATORY SERVICES			13	100%	13
MINUTECLINIC LLC # 3401		13			13
MINUTECLINIC DIAGNOSTIC OF TN, PC 6304		11	2	15%	13
CVS MINUTE CLINIC DIAGNOSTIC PA #3060		11	2	15%	13
MINUTE CLINIC DIAGNOSTIC OF VIRGINIA, LLC #1905		13			13
NORTHEAST PEDIATRICS			13	100%	13
CVS MINUTE CLINIC DIAGNOSTIC OF TN #3293		12	1	8%	13
MAINSTREET FAMILY SELECT		1	12	92%	13

COVID-19: testing by laboratory

Data through May 14, 2021 verified as of May 15, 2021 at 09:25 AM

Data in this report are provisional and subject to change.

The numbers in the table below represent the number of Florida and non-Florida residents for whom test results were received by the Department of Health. A person can be tested by more than one laboratory and can have both positive and negative results. **Therefore, the sum of the numbers in each column will be larger than the total number of people tested.**

Reporting lab	Inconclusive	Negative	Positive	Percent positive	Total
THE PLAZA AT PARKSQUARE		13			13
WORLD WRESTLING ENTERTAINMENT			13	100%	13
EAST GEORGIA REGIONAL MEDICAL CENTER		12	1	8%	13
MEDHELP LAKESHORE PC		11	2	15%	13
BARRANCO CLINIC,THE	3	9	1	8%	13
ACADIAN DIAGNOSTIC LABORATORIES		8	4	33%	12
Maury Regional Hospital		6	6	50%	12
LONGWOOD PEDIATRICS LLC			12	100%	12
MINUTECLINIC DIAGNOSTIC OF NEW JERSEY,		11	1	8%	12
MEDEXPRESS URGENT CARE CHARLESTON		8	4	33%	12
BETH ISRAEL MEDICAL CENTER LABS		11	1	8%	12
COLLIER COUNTY HEALTH DEPT.		7	5	42%	12
THE POTTER'S HOUSE AT CANNON POINT		12			12
CFS WELLNESS AND MED SPA LLC			12	100%	12
MERCY HEALTH—MUSKEGON		7	5	42%	12
BLOOMINGDALE PEDIATRIC ASSOCIATES PA			12	100%	12
Rosewood Healthcare and Rehabilitation Center		5	7	58%	12
MEDEXPRESS URGENT CARE - FORT WORTH S		10	2	17%	12
URGENT TEAM MANAGEMENT OF TENNESSEE		10	2	17%	12
GENESIS		8	4	33%	12
HEART OF FLORIDA HEALTH CENTER INC		4	8	67%	12
CARROLL GARDENS URGENT CARE		12			12
ST. PETERSBURG PEDIATRICS			12	100%	12
MEDEXPRESS URGENT CARE - MAPLE DRIVE		11	1	8%	12
FLORIDA DEPARTMENT OF HEALTH WASHINGTON COUNTY		7	5	42%	12
LAB UNKNOWN		1	11	92%	12
IREPERTOIRE_MOL_LAB		12			12
ST PETER'S UNIVERSITY HOSPITAL		9	3	25%	12
VIBRANT AMERICA		10	2	17%	12
Highland Pines Health and Rehab		11	1	8%	12
AMERICAN HOUSE FORT MYERS		12			12
HNL LAB MEDICINE		9	3	25%	12
MINUTECLINIC DIAGNOSTIC OF TN PC #5671		8	4	33%	12
VERITAS RESEARCH CORP			12	100%	12
FLORIDA DEPT OF HEALTH		4	8	67%	12
PASSPORT HEALTH			12	100%	12
MINUTECLINIC, LLC, DBA MINUTECLINIC #4		11	1	8%	12
LIFE CARE OF PORT SAINT LUCIE		3	9	75%	12
MINUTECLINIC DIAGNOSTIC OF MINNESOTA		11	1	8%	12
SAMARITAN HOSPITAL LABORATORY		11	1	8%	12
FHCP-PORT ORANGE		3	9	75%	12
CARE FAST MURABELLA		7	5	42%	12
MINUTE CLINIC LLC #10203		9	3	25%	12
LEON CHD		12			12
Westchester General Hospital			12	100%	12
UNIVERSITY OF MIAMI MILLER SCHOOL OF MEDICINE			12	100%	12

COVID-19: testing by laboratory

Data through May 14, 2021 verified as of May 15, 2021 at 09:25 AM

Data in this report are provisional and subject to change.

The numbers in the table below represent the number of Florida and non-Florida residents for whom test results were received by the Department of Health. A person can be tested by more than one laboratory and can have both positive and negative results. **Therefore, the sum of the numbers in each column will be larger than the total number of people tested.**

Reporting lab	Inconclusive	Negative	Positive	Percent positive	Total
BROOKDALE CITRUS			12	100%	12
ADVENTHEALTH MEDICAL GROUP CARE CLINIC AT		8	4	33%	12
FAMILY PRACTICE OF DAVIE INC			12	100%	12
TMH PHYSICIAN PARTNERS - MONTICELLO		10	2	17%	12
CVS MA594POCT FALMOUTH		11	1	8%	12
PUTNAM COUNTY HEALTH DEPARTMENT		12			12
MEDEXPRESS URGENT CARE - MONROE		12			12
MINUTECLINIC #8760		12			12
WINKLER COURT□		10	2	17%	12
CVS MINUTE CLINIC DIAGNOSTIC OF TEXAS,LLC		10	2	17%	12
WOODLAND TOWERS		6	6	50%	12
FAMILY MEDICINE AT LONGWOOD			12	100%	12
MEDPRO URGENT CARE CENTER INC		12			12
GEORGE W FERGUSON MD-CONCIERGE MEDICAL SERVICES PL		11	1	8%	12
PALM BEACH PATHOLOGY		9	3	25%	12
BRITO MEDICAL CENTER		10	2	17%	12
GULF COAST REGIONAL BLOOD CENTER			12	100%	12
COLLIER HMA PHYSICIAN MANAGEMENT, LLC		2	10	83%	12
MINUTECLINIC DIAGNOSTIC OF TN PC #240		10	2	17%	12
DOCTORS HOSPITAL LAB MEDICAL OFFICE BUILDING			12	100%	12
Lady Lake Specialty Care			12	100%	12
MINUTECLINIC DIAGNOSTIC OF MAINE, LLC		10	2	17%	12
MINUTE CLINIC LLC # 2033		10	2	17%	12
CARLOS PORTU MD, PLLC			12	100%	12
JOHN W NORRIS III MD PA	1		11	92%	12
MERIDIAN AT WATERWAYS, THE		10	2	17%	12
DEPARTMENT OF PUBLIC HEALTH		12			12
THOMAS JEFFERSON UNIVERSITY HOSPITAL		4	8	67%	12
ACCENTCARE		12			12
VITALANT		1	11	92%	12
SUWANNEE COUNTY JAIL		11	1	8%	12
SUMTER COUNTY HEALTH DEPARTMENT		7	5	42%	12
CVS SC7556POCT WEST COLUMBIA		11	1	8%	12
WALGREEN #6538		12			12
MC DIAGNOSTIC OF CONNECTICUT, PC #114		12			12
NAPLES GREEN VILLAGE		12			12
TRANSPLANT GENOMICS INC (EUROFINS)		12			12
FAMILY MEDICINE AT HUNTERS CREEK		12			12
MEDEXPRESS URGENT CARE - BEECH GROVE		11	1	8%	12
GLEN OAKS HEALTH AND REHABILITATION CENTER			12	100%	12
PANCARE HEALTH - WEWA ELEMENTARY			12	100%	12
SENIOR HOME CARE INC		12			12
ORLANDO FAMILY MEDICAL INC		12			12
APPLE DIAGNOSTICS LAB		5	7	58%	12
OHIO STATE UNIVERSITY MEDICAL CENTER			12	100%	12
BROWARD DIALYSIS			12	100%	12

COVID-19: testing by laboratory

Data through May 14, 2021 verified as of May 15, 2021 at 09:25 AM

Data in this report are provisional and subject to change.

The numbers in the table below represent the number of Florida and non-Florida residents for whom test results were received by the Department of Health. A person can be tested by more than one laboratory and can have both positive and negative results. **Therefore, the sum of the numbers in each column will be larger than the total number of people tested.**

Reporting lab	Inconclusive	Negative	Positive	Percent positive	Total
FAMILY HEALTH CENTER AT PORT ST JOHN		4	8	67%	12
QHG OF ENTERPRISE INC (DBA MEDICAL CTR)		12			12
RUSSELL MEDICAL CENTER		11	1	8%	12
MINUTECLINIC DIAGNOSTIC OF VIRGINIA, LLC #255		12			12
BAYONET POINT HOSPITAL			12	100%	12
VILLA HEALTH NH LLC		10	2	17%	12
BENSONHURST URGENT CARE		11	1	8%	12
CULVER-STOCKTON COLLEGE		10	2	17%	12
MINUTE CLINIC LLC #0169		10	2	17%	12
CARENOW URGENT CARE-HERMITAGE		8	4	33%	12
MONROE COUNTY HOSPITAL		9	3	25%	12
MI2297090CV HOLLAND-23D2189684		12			12
MINUTECLINIC DIAGNOSTIC OF PA, LLC (1036)		10	2	17%	12
MINUTECLINIC, LLC #1470		10	1	9%	11
ASSOCIATES MD CYPRESS CREEK			11	100%	11
MINUTECLINIC LLC #5010		9	2	18%	11
COLISEUM MED CTR LLC/COLISEUM MED CTRS		8	3	27%	11
PINELLAS COUNTY HEALTH DEPARTMENT		2	9	82%	11
MEDEXPRESS URGENT CARE - WINCHESTER GATEWAY		9	2	18%	11
MINUTE CLINIC LLC #4017		11			11
CVS TX7827POCT ROUND ROCK		11			11
URGENT CARE OF LONGWOOD		1	10	91%	11
NIGHT LITE PEDIATRICS CENTER		1	10	91%	11
STPET		9	2	18%	11
ATHENS VETERINARY DIAGNOSTIC LABORATOR		11			11
URGENT TEAM - HUNTSVILLE		9	2	18%	11
NORTH PINELLAS CHILDRENS MEDICAL CENTER INC			11	100%	11
BOCA RATON REGIONAL HOSPITAL LAB			11	100%	11
VITAS HEALTH INC		5	6	55%	11
BAYSIDE URGENT CARE CENTER INC		1	10	91%	11
VIRTUA WEST JERSEY HOSPITAL VOORHEES		9	2	18%	11
UF HEALTH		1	10	91%	11
ORLANDO HEALTH PHYSICIAN ASSOCIATES		4	7	64%	11
UNIVERSITY CENTRA CARE		10	1	9%	11
ASSOCIATES IN MEDICINE		7	4	36%	11
CAREATC NEXTERA HEALTH CENTER / GO			11	100%	11
MONROE COUNTY FIRE RESCUE		10	1	9%	11
CUMBERLAND HEIGHTS		11			11
NIGHT LITE PEDIATRICS CENTER, LLC		1	10	91%	11
STUYVESANT URGENT CARE		11			11
CARENOW URGENT CARE-GREEN HILLS		10	1	9%	11
CLAYMED OF NORTH FLORIDA			11	100%	11
AZALEA HEALTH		2	9	82%	11
ALCOVE ASSISTED LIVING FACILITY		11			11
SEACOAST PATHOLOGY PROFESSIONAL ASSOC		10	1	9%	11
TELEVISIT PALM BAY FAMILY PRACTICE		9	2	18%	11

COVID-19: testing by laboratory

Data through May 14, 2021 verified as of May 15, 2021 at 09:25 AM

Data in this report are provisional and subject to change.

The numbers in the table below represent the number of Florida and non-Florida residents for whom test results were received by the Department of Health. A person can be tested by more than one laboratory and can have both positive and negative results. **Therefore, the sum of the numbers in each column will be larger than the total number of people tested.**

Reporting lab	Inconclusive	Negative	Positive	Percent positive	Total
MEDICAL ASSOCIATES OF ENGLEWOOD PC		10	1	9%	11
ONEIDA HEALTHCARE CENTER		9	2	18%	11
PRIME MEDICAL CARE, LLC		11			11
BERRYHILL MANOR		11			11
CVS PA233POCT NEWTOWN SQUARE		11			11
THE MARY IMOGENE BASSETT HOSPITAL		11			11
ELITE HOME HEALTH SERVICES		11			11
CHARLOTTE COUNTY HEALTH DEPARTMENT	1	5	5	45%	11
METHODIST HOSPITAL			11	100%	11
IMMACULATE HOUSE AT COUNTRYSIDE		11			11
BIOTECH CLINICAL LABORATORIES, INC.		1	10	91%	11
UMHC/SYLVESTER AT KENDALL		1	10	91%	11
ST VINCENT'S ST CLAIR		8	3	27%	11
MINUTECLINIC DIAG OF IND, LLC #2387		9	2	18%	11
MOUNT DORA PEDIATRICS		9	2	18%	11
UNIVERSITY MEDICAL CENTER		8	3	27%	11
ALL CHILDREN'S HOSPITAL DEPT OF GENERAL PEDIATRICS			11	100%	11
CVS CA9165POCT SAN DIEGO		11			11
MINUTECLINIC, LLC #4682		6	5	45%	11
TROPICANA		5	6	55%	11
MINUTECLINIC DIAGNOSTIC OF SC, LLC #4		11			11
AIM LABORATORIES			11	100%	11
RIVERVIEW REGIONAL MEDICAL CENTER		9	2	18%	11
CARENOW URGENT CARE-MT JULIET		8	3	27%	11
GENOPTIX MEDICAL LABORATORY		10	1	9%	11
PRIMECARE ACQUISITION FAMILY PRACTICE INC		11			11
ILLINOIS DEPT OF PUBLIC HEALTH LAB - SPRINGFIELD			11	100%	11
CVS SC2736POCT MURRELLS INLET		8	3	27%	11
CREATIVE TESTING SOLUTIONS		4	7	64%	11
WINTER PARK CARE AND REHABILITATION			11	100%	11
REDMED CLINIC OF ARLINGTON		10	1	9%	11
LUXOR SCIENTIFIC LLC		1	10	91%	11
CVS GA2236POCT WOODSTOCK		11			11
LAKELAND VOLUNTEERS IN MEDICINE INC		9	2	18%	11
45TH 1		11			11
CVS MO8590POCT KANSAS CITY		7	4	36%	11
THE TERRACE OF SAINT CLOUD		9	2	18%	11
CVS NC7051POCT WAKE FOREST		11			11
MEDICAL CENTER AFFILIATES WEST PALM			11	100%	11
KIDSVILLE PEDIATRICS			11	100%	11
TRIDENT BIOMETRICS		10	1	9%	11
WALK-IN MEDICAL CARE			11	100%	11
DMH STEINHATCHEE FAMILY MEDICINE		8	3	27%	11
CVS SC7334POCT LEXINGTON		10	1	9%	11
FRESENIUS KIDNEY CARE DUNEDIN			11	100%	11
MICHIGAN DEPARTMENT OF COMMUNITY HEALTH		1	10	91%	11

COVID-19: testing by laboratory

Data through May 14, 2021 verified as of May 15, 2021 at 09:25 AM

Data in this report are provisional and subject to change.

The numbers in the table below represent the number of Florida and non-Florida residents for whom test results were received by the Department of Health. A person can be tested by more than one laboratory and can have both positive and negative results. **Therefore, the sum of the numbers in each column will be larger than the total number of people tested.**

Reporting lab	Inconclusive	Negative	Positive	Percent positive	Total
EXPRESS TEST			11	100%	11
NEW HAMPSHIRE DEPARTMENT OF HEALTH AND HUMAN SERVICES		3	8	73%	11
MINUTECLINIC DIAGNOSTICS OF IND, LLC		11			11
WALK IN MEDICAL URGENT CARE PC		11			11
CVS MD2956POCT NEW MARKET		10	1	9%	11
CHELSEA NYC LAB		11			11
COMMUNITY MEDICAL AND DENTAL CARE INC		11			11
NORTH OKALOOSA PHYSICIAN GROUP		10	1	9%	11
HEALTH NETWORK LABORATORIES		7	4	36%	11
NASCAR EVENT MANAGEMENT, LLC		11			11
APPALACHIAN REGIONAL HEALTHCARE SYSTEM		10	1	9%	11
CARINGTON MANOR		11			11
HEWLETT URGENT CARE, PLLC		11			11
SEMINOLE COUNTY CORRECTIONAL FACILITY		1	10	91%	11
MEDEXPRESS URGENT CARE PARKERSBURG		9	2	18%	11
St. Annes Nursing Center, St. Annes Residence, Inc.		11			11
WATSON HEALTHCARE		8	3	27%	11
JBSA-SAM HOUSTON			11	100%	11
USCG ABBOTT BINAXNOW		6	5	45%	11
MINUTE-CLINIC DIAGNOSTIC OF VIRGINIA,		10	1	9%	11
CVS SC4286POCT EASLEY		5	6	55%	11
MINUTECLINIC DIAGNOSTIC OF SC, LLC #7		9	2	18%	11
CROSSROADS URGENT CARE, PLLC		11			11
CVS CT2210POCT RIVERSIDE		11			11
URGENT CARE CENTER AT PINNACLE		4	7	64%	11
MINUTECLINIC 7196		10	1	9%	11
PHYSICIANS REGIONAL MEDICAL CTR - COLLIER BLVD			11	100%	11
GUIDANCE / CARE CENTER, INC		11			11
NHC HealthCare Anniston		11			11
SEMORAN FAMILY HEALTH LLC		10	1	9%	11
TENNESSEE DEPARTMENT OF HEALTH (TDH) - CENTRAL LABORATORY		2	8	80%	10
GILCHRIST COUNTY FIRE DEPARTMENT		4	6	60%	10
LONG ISLAND JEWISH FOREST HILLS HOSPITAL		10			10
NEW JERSEY DEPARTMENT OF HEALTH COMMUNICABLE DISEASE SERVICE		3	7	70%	10
MOLECULAR PATHOLOGY LABORATORY			10	100%	10
WELLSTAR WEST GEORGIA MEDICAL CENTER		9	1	10%	10
RPC@HODGES		2	8	80%	10
MEDEXPRESS URGENT CARE - WASHINGTON		8	2	20%	10
Avalon Healthcare and Rehabilitation Center			10	100%	10
CVS NY549POCT RIDGEWOOD		7	3	30%	10
CVS DC1340POCT WASHINGTON		10			10
KEY WEST URGENT CARE, INC		3	7	70%	10
MED + URGENT MEDICAL CARE SERVICES		10			10
VETERNANS ADMINISTRATION			10	100%	10
SOUTHEASTERN PEDIATRIC ASSOCIATES			10	100%	10
CVS TX7151POCT HUMBLE		9	1	10%	10

COVID-19: testing by laboratory

Data through May 14, 2021 verified as of May 15, 2021 at 09:25 AM

Data in this report are provisional and subject to change.

The numbers in the table below represent the number of Florida and non-Florida residents for whom test results were received by the Department of Health. A person can be tested by more than one laboratory and can have both positive and negative results. **Therefore, the sum of the numbers in each column will be larger than the total number of people tested.**

Reporting lab	Inconclusive	Negative	Positive	Percent positive	Total
PLYMOUTH HARBOR INCORPORATED		9	1	10%	10
EMERGENCY MEDICAL CENTER		4	6	60%	10
JOHNS HOPKINS ALL CHILDRENS			10	100%	10
NOT INDICATED		1	9	90%	10
HIGH TOWER ALF LLC		9	1	10%	10
CVS CT1123POCT SOUTHBURY		10			10
MINUTE CLINIC DIAG OF IND LLC #8674		10			10
JACKSON CLINIC PA,THE		6	4	40%	10
MINUTECLINIC DIAGNOSTIC OF OHIO #4401		10			10
CARESOUTH HHA HOLDINGS OF THE BAY AREA LLC		10			10
CHEMISYS LABORATORIES		2	8	80%	10
COMMUNITY HEALTH CENTER		2	8	80%	10
ROSEMONT GARDENS INC		9	1	10%	10
CARENOW URGENT CARE - EAST NASHVILLE		8	2	20%	10
MEDEXPRESS URGENT CARE - FAYETTEVILLE		8	2	20%	10
MEDICAL LABORATORY DIAGNOSTICS			10	100%	10
MOSOLF PEDIATRICS			10	100%	10
EXPRESS CARE OF TAMPA BAY		7	3	30%	10
IMMUNOGENOMICS LLC		6	4	40%	10
FLEMING ISLAND CENTER FOR CLINICAL RESEARCH		10			10
ARCHBOLD MEMORIAL HOSPITAL/LAB		3	7	70%	10
New York Harbor Harbor HCS - Brooklyn Campus		9	1	10%	10
LAKE BALDWIN CBOC		9	1	10%	10
Chestnut Park Rehabilitation and Nursing Center		10			10
MEDEXPRESS URGENT CARE, JOHNSTOWN		9	1	10%	10
PALM BEACH CDH - DELRAY BEACH			10	100%	10
NORTON HEALTHCARE			10	100%	10
CVS PHARMACY NO 274		9	1	10%	10
MINUTECLINIC DIAGNOSTIC OF OHIO #3407		9	1	10%	10
BEAUMONT LABORATORY			10	100%	10
ARBORS OF GULF BREEZE, THE		8	2	20%	10
NEUROSCIENCE AND SPINE ASSOCIATES, PL		8	2	20%	10
DEPARTMENT OF HEALTH AND HUMAN SERVICES LANSING			10	100%	10
ELEMENT PRIMARY CARE LLC		9	1	10%	10
CHILDREN'S HEALTHCARE OF ATLANTA/EGLESTON		10			10
DOMINICAN COLLEGE STUDENT HEALTH CENTE		8	2	20%	10
MINUTECLINIC DIAGNOSTIC OF NORTH CAROLINA PC #7054		7	3	30%	10
SUPERIOR RESIDENCES OF CLERMONT		2	8	80%	10
ALABAMA MEDICAL GROUP		10			10
MEDEXPRESS URGENT CARE-KATY		7	3	30%	10
CVS PHARMACY #8800		8	2	20%	10
BROWARD HEALTH CARE			10	100%	10
IU HEALTH PATHOLOGY		1	9	90%	10
Centrastate Medical Center		9	1	10%	10
PALMS WEST HOSPITAL			10	100%	10
VENICE GREEN VILLAGE		3	7	70%	10

COVID-19: testing by laboratory

Data through May 14, 2021 verified as of May 15, 2021 at 09:25 AM

Data in this report are provisional and subject to change.

The numbers in the table below represent the number of Florida and non-Florida residents for whom test results were received by the Department of Health. A person can be tested by more than one laboratory and can have both positive and negative results. **Therefore, the sum of the numbers in each column will be larger than the total number of people tested.**

Reporting lab	Inconclusive	Negative	Positive	Percent positive	Total
CBC LAB		3	7	70%	10
VETERANS AFFAIRS MEDICAL CENTER - OUTPATIENT			10	100%	10
ALABAMA DEPARTMENT OF PUBLIC HEALTH		1	9	90%	10
GO PATH LABORATORIES			10	100%	10
PBC PREMIER FAMILY HEALTH			10	100%	10
MAINSTREET FAMILY CARE			10	100%	10
WALGREENS #10972	1	9			10
MAINE DEPARTMENT OF HEALTH AND HUMAN SERVICES			10	100%	10
PRORENATA LABS		2	8	80%	10
BETTER AT HOME		10			10
CVS NJ617POCT CEDAR GROVE		9	1	10%	10
WEST DADE PEDIATRICS			10	100%	10
CELEBRATION PEDIATRICS PA			10	100%	10
FLORIDA CLINICAL LAB		1	9	90%	10
WILLIAMSBURGH CHAI CARE		9	1	10%	10
VASCONCELLO COHEN MD PA		9	1	10%	10
ALBANY MEDICAL CENTER		9	1	10%	10
SAVANNAH MANOR ASSISTED LIVING COMMUNITY			10	100%	10
MINUTECLINIC DIAGNOSTIC OF NORTH CAROLINA PC #5341		7	3	30%	10
ORLANDO MEDICAL CENTER PL		1	9	90%	10
ACCESS PHARMACY		10			10
CHRISTUS ST VINCENT LABORATORY - ZIA		10			10
NORTHSIDE HOSPITAL ATLANTA		4	6	60%	10
MINUTECLINIC, LLC #09202		8	2	20%	10
HCR MANORCARE		10			10
MINUTECLINIC DIAGNOSTIC OF RHODE ISLAN		10			10
DAU ORTHODONTICS		9	1	10%	10
ANY LAB TEST NOW INC			10	100%	10
SOUTH FLORIDA ENT ASSOCIATES, INC			10	100%	10
DES PLAINES CLINICAL LAB		3	7	70%	10
ELLIS HOSPITAL LABORATORY		9	1	10%	10
BROOKDALE PANAMA CITY		9	1	10%	10
ST JOSEPH'S HOSPITAL NORTH LABORATORY			10	100%	10
MIAMI COMPREHENSIVE MEDICINE GROUP PA		4	6	60%	10
ISLAND COAST PEDIATRICS IN-HOUSE LAB		10			10
BELLE GLADES HEALTH CLINIC			10	100%	10
MEDEX REGIONAL LABORATORIES LLC		1	9	90%	10
EMORY JOHNS CREEK HOSPITAL		10			10
JOHN T MATHER MEMORIAL HOSPITAL LABORATORY		9	1	10%	10
SARASOTA PERSONAL MEDICINE		7	3	30%	10
ILLINOIS DEPARTMENT OF PUBLIC HEALTH		2	8	80%	10
DOH-TAMPA BRANCH LABORATORY (MLK BLVD)		4	6	60%	10
MONTEFIORE MEDICAL CENTER LABORATORIES - NORTH		10			10
VILLAGE PLACE HEALTH AND REHAB		9	1	10%	10
CORONA PATHOLOGY		10			10
WALGREENS - STORE #9479		8	2	20%	10

COVID-19: testing by laboratory

Data through May 14, 2021 verified as of May 15, 2021 at 09:25 AM

Data in this report are provisional and subject to change.

The numbers in the table below represent the number of Florida and non-Florida residents for whom test results were received by the Department of Health. A person can be tested by more than one laboratory and can have both positive and negative results. **Therefore, the sum of the numbers in each column will be larger than the total number of people tested.**

Reporting lab	Inconclusive	Negative	Positive	Percent positive	Total
OKLAHOMA STATE DEPARTMENT OF HEALTH-PUBLIC HEALTH LABORATORY			10	100%	10
FHPG_EXP CARE W HILLSBOROUGH		1	9	90%	10
LAWRENCE TECHNOLOGICAL UNIVERSITY		10			10
CVS IL8751POCT CHICAGO		10			10
CVS CT1109POCT BETHEL		10			10
WHEELER LABORATORY		9	1	10%	10
MEDEXPRESS URGENT CARE-PETERS TWP		9	1	10%	10
MINUTE CLINIC INCORPORATE		10			10
NATURE COAST REGIONAL MEDICAL CENTER		1	9	90%	10
PANCARE HEALTH - VERNON ELEMENTARY			10	100%	10
CREATIVE PHARMACY SOLUTIONS EAST		10			10
KEY TRAINING CENTER			10	100%	10
GLADES COUNTY DETENTION CENTER		1	9	90%	10
EXCEL URGENT CARE OF PARAMUS LLC		10			10
PEACE OF MIND REHAB CENTER		10			10
COLLIER BLVD HMA PHYSICIAN MANAGEMENT,, LLC			10	100%	10
KR AT COLLEGE HARBOR		10			10
CITY OF TALLAHASSEE		10			10
ENCOMPASS HEALTH REHABILITATION HOSPI		10			10
ADVENTHEALTH ORLANDO INTERNATIONAL AIRPORT		1	9	90%	10
CVS NC2313POCT RALEIGH		8	2	20%	10
MEDEXPRESS URGENT CARE - STAUNTON		5	4	44%	9
CVS CA9721POCT ARCADIA		9			9
MINUTE CLINIC LLC #1448		8	1	11%	9
NASSAU UNIVERSITY MEDICAL CENTER DEPT		8	1	11%	9
SUNSHINE STATE DIALYSIS			9	100%	9
CALIFORNIA DEPARTMENT OF PUBLIC HEALTH		3	6	67%	9
CVS MINUTE CLINIC DIAGNOSTIC OF NEW JERSEY		9			9
EAST SIDE CLINICAL LABORATORY		7	2	22%	9
MEDERI CARETENDERS VS OF SE FL LLC DBA		8	1	11%	9
HENDRY/GLADES COUNTY HEALTH DEPARTMENT		8	1	11%	9
OMNI			9	100%	9
Consulate Health Care of Brandon		7	2	22%	9
ETHOS LABORATORIES		7	2	22%	9
WATERFORD AT CREEKSIDE, THE			9	100%	9
REMISE OCCUPATIONAL HEALTH SOLUTIONS INC			9	100%	9
CVS NC3803POCT MOORESVILLE		8	1	11%	9
CVS OH3476POCT TIPP CITY		8	1	11%	9
ST. CLOUD PHARMACY AND WELLNESS CENTER		5	4	44%	9
MEDEXPRESS URGENT CARE - SWANSEA, N ILLINOIS ST		8	1	11%	9
COMPASS PROVIDENCE URGENT CARE LLLP			9	100%	9
ORLANDO FAMILY PHYSICIANS			9	100%	9
CVS MA1852POCT MEDWAY		9			9
CVS TX10016POCT PRINCETON		9			9
PRIMARY CARE SPECIALISTS OF ORLANDO		8	1	11%	9
NORTHSIDE HOSPITAL		2	7	78%	9

COVID-19: testing by laboratory

Data through May 14, 2021 verified as of May 15, 2021 at 09:25 AM

Data in this report are provisional and subject to change.

The numbers in the table below represent the number of Florida and non-Florida residents for whom test results were received by the Department of Health. A person can be tested by more than one laboratory and can have both positive and negative results. **Therefore, the sum of the numbers in each column will be larger than the total number of people tested.**

Reporting lab	Inconclusive	Negative	Positive	Percent positive	Total
SOMA MEDICAL CENTER MD PA #7 PEDIATRICS			9	100%	9
MAGNOLIA MANOR			9	100%	9
NITIN BAWA PROFESSIONAL ASSOCIATES			9	100%	9
BUENA VIDA ESTATES			9	100%	9
FLORIDA HOSPITAL WINTER PARK		7	2	22%	9
GCPM MANUAL MICROBIOLOGY		1	8	89%	9
PONTE VEDRA PLASTIC SURGERY		9			9
CVS MINUTE CLINIC DIAGNOSTIC OF KANSAS, PA		9			9
MEDICANA NURSING AND REHAB CENTER			9	100%	9
MILLER COUNTY HOSPITAL		9			9
INSPIRED LIVING AT PALM BAY		7	2	22%	9
JUPITER CLINIC			9	100%	9
PALM BAY URGENT CARE PL		1	8	89%	9
MIDMICHIGAN MEDICAL CENTER			9	100%	9
MINUTE CLINIC #8979		8	1	11%	9
MINUTECLINIC DIAG OF IND LLC #8651		8	1	11%	9
CVS PA4077POCT BELLE VERNON		9			9
KINDRED_AIMS		9			9
BRENNITY AT VERO BEACH, THE			9	100%	9
MINUTE CLINIC, LLC #1434		8	1	11%	9
CORE OCCUPATIONAL RESOURCES, LLC		5	4	44%	9
MOULTRIE CREEK NURSING AND REHAB			9	100%	9
FLORIDA CENTER FOR DERMATOLOGY LABORATORY			9	100%	9
PATEL MEDICAL VENTURES		8	1	11%	9
SCHOOL OF PHARMACY AND PHARMACEUTICAL		9			9
HEALTHY MINORS PEDIATRIC URGENT CARE		7	2	22%	9
GLEN FALLS HOSPITAL DEPARTMENT OF PATHOLOGY		8	1	11%	9
HARMONIOUS HOME HEALTH, LLC		9			9
MINUTECLINIC DIAG OF IND, LLC #10190		8	1	11%	9
MEDEXPRESS URGENT CARE - RICHMOND, NINE MILE RD		8	1	11%	9
CVS RI1717POCT 1 CVS DR			9	100%	9
URGENT TEAM - NASHVILLE		8	1	11%	9
PUTNAM FAMILY CARE INC		3	6	67%	9
FLORIDA MENTOR		7	2	22%	9
SUNCREST OMNI		9			9
MEDHELP NARROWS		9			9
MINUTECLINIC DIAGNOSTIC MED GRP OF CA		8	1	11%	9
TRINITY PEDIATRICS			9	100%	9
CVS NJ862POCT MARLBORO		8	1	11%	9
BIRMINGHAM VAMC		5	4	44%	9
CLEARWATER PEDIATRIC CARE		1	8	89%	9
WINDSOR OF SAN PABLO, THE		6	3	33%	9
FHPG_EXP CARE PALM HARBOR			9	100%	9
BEAUMONT EMERGENCY CENTER			9	100%	9
NORTHSHORE UNIVERSITY HEALTHSYSTEM EVANSTON HOSPITAL LAB			9	100%	9
WESTCHESTER GENERAL HOSPITAL BLOOD GAS LAB			9	100%	9

COVID-19: testing by laboratory

Data through May 14, 2021 verified as of May 15, 2021 at 09:25 AM

Data in this report are provisional and subject to change.

The numbers in the table below represent the number of Florida and non-Florida residents for whom test results were received by the Department of Health. A person can be tested by more than one laboratory and can have both positive and negative results. **Therefore, the sum of the numbers in each column will be larger than the total number of people tested.**

Reporting lab	Inconclusive	Negative	Positive	Percent positive	Total
SV DIAGNOSTIC LAB			9	100%	9
ENCOMPASS HOME HEALTH OF THE SOUTHEAST LLC		9			9
CVS MINUTE CLINIC DIAG OF IND LLC #5206		8	1	11%	9
DEPT OF VA MEDICAL CENTER - RICHMOND		8	1	11%	9
RANDOLPH DIABETES AND WELLNESS		8	1	11%	9
CVS MD1881POCT DUNKIRK		9			9
WADSWORTH CENTER - DAVID AXELROD INSTITUTE		8	1	11%	9
ROSECASTLE			9	100%	9
ORLANDO HEALTH PHYSICIAN GROUP INC		6	3	33%	9
HEALTH AND WELLNESS CENTER		1	8	89%	9
CAYUGA COUNTY HEALTH DEPARTMENT		8	1	11%	9
INDIANA STATE DEPARTMENT OF HEALTH LABORATORIES			9	100%	9
MINUTECLINIC #2797		9			9
MINUTECLINIC #2860		6	3	33%	9
CITYMD		1	8	89%	9
MEDICAL CENTER, THE		8	1	11%	9
BROOKDALE WEST MELBOURNE			9	100%	9
NORTHEAST FLORIDA HEALTH SERVICES, INC DBA FAMILY HEALTH SOURCE			9	100%	9
WALGREENS #09304		7	2	22%	9
DIXITKUMAR N MODI MD PA			9	100%	9
CVS NC3319POCT CHARLOTTE		6	3	33%	9
MANATEE COUNTY CENTRAL JAIL		9			9
NORTHEAST ALABAMA REGIONAL MEDICAL CENTER		6	3	33%	9
CVS OH2342POCT WEST CHESTER		7	2	22%	9
MODMD LABORATORY		9			9
PRECISION GENETICS			9	100%	9
PEDIATRIC HEALTH CARE ALLIANCE			9	100%	9
MEDEXPRESS ELKINS		9			9
CHIEFLAND MEDICAL CENTER LLC			9	100%	9
CVS GA2841POCT LAWRENCEVILLE		9			9
OUR HOME AT BEACON HILL			9	100%	9
Sunset Lake Health and Rehabilitation Center		8	1	11%	9
MINUTECLINIC, LLC #03268		8	1	11%	9
CVS TN7289POCT SIGNAL MOUNTAIN		9			9
ACCESS CARE MEDICAL GROUP LLC		2	7	78%	9
DISCOVERY VILLAGE AT STUART		5	4	44%	9
CIAN DIAGNOSTICS			9	100%	9
NORTHWEST FLORIDA COMMUNITY HOSPITAL LABORATORY		8	1	11%	9
CHAPTERS HEALTH HOSPICE		9			9
SUPREME LABORATORY			9	100%	9
MOBILE RESPONSE DIAGNOSTICS LLC		8	1	11%	9
MINUTECLINIC DIAGNOSTIC OF TN PC #242		6	3	33%	9
LOREY ALF		9			9
ALLIANCE HEALTH AND REHABILITATION CENTER		9			9
VAIL VALLEY MEDICAL CENTER			9	100%	9
MEDEXPRESS URGENT CARE - BATTLE CREEK		6	3	33%	9

COVID-19: testing by laboratory

Data through May 14, 2021 verified as of May 15, 2021 at 09:25 AM

Data in this report are provisional and subject to change.

The numbers in the table below represent the number of Florida and non-Florida residents for whom test results were received by the Department of Health. A person can be tested by more than one laboratory and can have both positive and negative results. **Therefore, the sum of the numbers in each column will be larger than the total number of people tested.**

Reporting lab	Inconclusive	Negative	Positive	Percent positive	Total
MARINA ISLE ASSISTED LIVING		9			9
CVS MA1022POCT CAMBRIDGE		9			9
MINUTECLINIC DIAGNOSTIC OF NEVADA #87		4	5	56%	9
WINTER PARK INTERNAL MEDICINE MD PA		7	2	22%	9
HOME CARE PHARMACY OF PALM COAST INC		9			9
MINUTECLINIC DIAGNOSTIC OF VIRGINIA, LLC #1656		9			9
BREVARD FAMILY WALK IN CLINIC			9	100%	9
SKR MEDICAL ADVISORS		9			9
CVS M08556POCT KANSAS CITY		8	1	11%	9
FLORIDA SCHOOL FOR THE DEAF AND THE BLIND		1	8	89%	9
ST VINCENT'S CHILTON		7	2	22%	9
PENSACOLA CLUSTER			9	100%	9
WINDSOR OF GAINESVILLE		9			9
MINUTECLINIC MINUTECLINIC #4977		5	4	44%	9
SYNEXUS CLINICAL RESEARCH US INC		2	7	78%	9
WALGREENS #09475		8	1	11%	9
CHILDREN'S HEALTH CENTER INC.		7	2	22%	9
SCOTTS PHARMACY		8	1	11%	9
NEMOURS CHILDREN'S PRIMARY CARE VERO BEACH			9	100%	9
CENTREX CLINICAL LABS INC		9			9
MEDEXPRESS URGENT CARE - WILLIAMSPORT		8	1	11%	9
UHEALTH UNIVERSITY OF MIAMI			9	100%	9
WELLSTAR ATLANTA MEDICAL CENTER LABORA		8	1	11%	9
CVS NC5591POCT STATESVILLE		7	2	22%	9
ADVENTHEALTH MEDICAL GROUP FAMILY AND INTERNAL		8	1	11%	9
UCARE			9	100%	9
BAYFRONT HEALTH ST PETERSBURG		8	1	11%	9
STATEN ISLAND CHAI CARE		8	1	11%	9
MINUTECLINIC # 21110		7	2	22%	9
MINUTE CLINIC DIAGNOSTIC OF VIRGINIA, LLC #7543		7	2	22%	9
EMBRY-RIDDLE AERONAUTICAL UNIVERSITY HEALTH			8	100%	8
CVS CT718POCT ANSONIA		8			8
WYOMING COUNTY COMMUNITY HOSPITAL LABORATORY		8			8
ALLEGRO - TAMPA	1	4	3	38%	8
CVS ME329POCT PORTLAND		8			8
NORTHSIDE GWINNETT HOSPITAL		7	1	13%	8
CVS MD4371POCT OCEAN CITY		8			8
DEPARTMENT OF HEALTH- CITRUS COUNTY		1	7	88%	8
TERRACINA LLC		2	6	75%	8
CVS IN6713POCT BLOOMINGTON		8			8
APEX HOME HEALTH CARE		7	1	13%	8
CVS SC2250POCT COLUMBIA		8			8
NEW YORK PHYSICIANS LLP		8			8
ST CHARLES HOSPITAL LABORATORY		8			8
CVS OH3458POCT BEAVERCREEK		8			8
CVS IN6551POCT MOORESVILLE		7	1	13%	8

COVID-19: testing by laboratory

Data through May 14, 2021 verified as of May 15, 2021 at 09:25 AM

Data in this report are provisional and subject to change.

The numbers in the table below represent the number of Florida and non-Florida residents for whom test results were received by the Department of Health. A person can be tested by more than one laboratory and can have both positive and negative results. **Therefore, the sum of the numbers in each column will be larger than the total number of people tested.**

Reporting lab	Inconclusive	Negative	Positive	Percent positive	Total
WELLIGENT		1	7	88%	8
CVS KY4779POCT LOUISVILLE		6	2	25%	8
Woodstock Nursing and Rehabilitation Center		8			8
MEDEXPRESS URGENT CARE PORT HURON		7	1	13%	8
AIRCARE INTERNATIONAL		7	1	13%	8
ADVENTHEALTH CAR CENTER APOPKA			8	100%	8
JX REF LAB			8	100%	8
CVS NC7057POCT SHELBY		6	2	25%	8
PHOEBE PUTNEY MEMORIAL HOSPITAL		8			8
NORTHDAL REHABILITATION CENTER			8	100%	8
DOTHAN PEDIATRIC CLINIC			8	100%	8
ORMOND BEACH CENTRA CARE			8	100%	8
LAKE PEDIATRICS			8	100%	8
CARE ATC - CITY OF BOYNTON BEACH	1	2	5	63%	8
KIS URGENT CARE			8	100%	8
MARION OAKS ASSISTED LIVING		8			8
MINUTE-CLINIC DIAGNOSTIC OF VIRGINIA, LLC #794		7	1	13%	8
DOCTOR'S IN HOUSE LAB			8	100%	8
SEA LEVEL LABS			8	100%	8
MINUTECLINIC, LLC #1452		8			8
CVS PA1074POCT KENNETT SQUARE		7	1	13%	8
CAPRONA GROUP HOME		2	6	75%	8
CVS IN3975POCT JEFFERSONVILLE		5	3	38%	8
FHMG_FM AND IM AVALON PARK		2	6	75%	8
ST CHARLES BEND LABORATORY		7	1	13%	8
GENE STREET LABORATORIES, LLC		6	2	25%	8
URGENT TEAM - MUSCLE SHOALS		8			8
Nashville Central Laboratory		8			8
CVS MA507POCT LEOMINSTER		6	2	25%	8
Florida Clinical Laboratory		1	7	88%	8
MEDEXPRESS URGENT CARE - TARENTUM		6	2	25%	8
DOCTOR'S IN-HOUSE LAB/COMMUNITY HEALTH CENTERS OF PINELLAS - CLEARWATE			8	100%	8
MEDEXPRESS URGENT CARE - CLARKSBURG		7	1	13%	8
PANCARE HEALTH - KATE SMITH ELEMENTARY		1	7	88%	8
FLORIDA DEPARTMENT OF HEALTH IN SARASOTA COUNTY		7	1	13%	8
DANIEL M LIBBY MD PLLC		8			8
COMPREHENSIVE CLINICAL RESEARCH, LLC			8	100%	8
TRUE HEALTH		5	3	38%	8
INVESCLINIC US, LLC		8			8
MARTHA A PRICE MD PA		3	5	63%	8
MINUTE-CLINIC DIAGNOSTIC OF VIRGINIA, LLC #3949		8			8
LOVELACE MEDICAL CENTER		8			8
Charles George VAMC		8			8
CVS HEALTH, #1994		6	2	25%	8
MONROE URGENT CARE		7	1	13%	8
NORTHERN DUTCHESS HOSPITAL LABORATORY		6	2	25%	8

COVID-19: testing by laboratory

Data through May 14, 2021 verified as of May 15, 2021 at 09:25 AM

Data in this report are provisional and subject to change.

The numbers in the table below represent the number of Florida and non-Florida residents for whom test results were received by the Department of Health. A person can be tested by more than one laboratory and can have both positive and negative results. **Therefore, the sum of the numbers in each column will be larger than the total number of people tested.**

Reporting lab	Inconclusive	Negative	Positive	Percent positive	Total
HERNANDO PASCO HOSPICE INC		7	1	13%	8
CVS CA9103POCT ESCONDIDO		8			8
BEECHTREE MOLECULAR LAB LLC			8	100%	8
PUTNAM COUNTY EMERGENCY RESCUE SERVICE		5	3	38%	8
PROVIDENCE LABORATORY SERVICES		8			8
ALLINA HEALTH - ABBOTT NORTHWESTERN HOSPITAL		5	3	38%	8
OHIO DEPARTMENT OF HEALTH			8	100%	8
PARTNERS PHARMACY OF FLORIDA LLC		8			8
ST. JOSEPH HOSPITAL AND HEALTH CARE INC.			8	100%	8
Baptist Village Retirement Communities		8			8
DORAL URGENT CARE			8	100%	8
VERMONT DEPARTMENT OF HEALTH		1	7	88%	8
CLAY PRIMARY & FAMILY CARE LLC			8	100%	8
FHCP-ORANGE CITY			8	100%	8
MEDEXPRESS URGENT CARE - EAST BRUNSWICK		8			8
CVS OH2543POCT CANFIELD		5	3	38%	8
CIGNA ONSITE HEALTH LLC		2	6	75%	8
FLORIDA HEART AND VASCULAR MULTISPECIALTY GROUP		8			8
NYU WINTHROP LABORATORY		8			8
BIOTECH PHARMACEUTICAL GROUP LLC			8	100%	8
PAUL GRECO MD CONCIERGE MEDICAL SERVICES PL		8			8
MEDEXPRESS URGENT CARE - STATE COLLEGE		6	2	25%	8
PHYSICIANS FOR CHILDREN			8	100%	8
MEDEXPRESS URGENT CARE MORGANTOWN		8			8
SOMA MEDICAL CENTER PA #3 GREENACRES			8	100%	8
SANITAS LAUDERDALE LAKES			8	100%	8
TERENCE B MITCHELL MD, INC		4	4	50%	8
MINUTECLINIC, LLC #1796		7	1	13%	8
CAREPOINT CLINIC		5	3	38%	8
SLOPESIDE LABS AND TESTING, LLC - THE HIDEOUT AT BUTTERMILK MOUNTAIN		8			8
LONGWOOD FAMILY MEDICINE		2	6	75%	8
MINUTE CLINIC DIAGNOSTIC OF PENNSYLVANIA		8			8
INTERNAL MEDICINE ASSOCIATES OF JACKSON HOSPITAL			8	100%	8
MINUTECLINIC DIAGNOSTIC OF KANSAS PA		8			8
ALL CHILDREN'S HOSPITAL		1	7	88%	8
GOLISANO CHILDREN'S HOSPITAL OF SOUTHWEST FLORIDA		6	2	25%	8
DIAGNOSTIC CLINIC		7	1	13%	8
CVS PA1296POCT DREXEL HILL		6	2	25%	8
MINUTE CLINIC DIAGNOSTIC OF MICHIGAN PC		8			8
MEDEXPRESS URGENT CARE, BUTLER		5	3	38%	8
NORTHSIDE MEDICAL CENTER		8			8
MEDEXPRESS URGENT CARE - MIDLOTHIAN		7	1	13%	8
COMPASSION PEDIATRIC URGENT CARE LLC		2	6	75%	8
MEDEXPRESS URGENT CARE - IRVING		8			8
The Grand at Rome Nursing and Rehabilitation		8			8
COMPASSION PEDIATRICS		3	5	63%	8

COVID-19: testing by laboratory

Data through May 14, 2021 verified as of May 15, 2021 at 09:25 AM

Data in this report are provisional and subject to change.

The numbers in the table below represent the number of Florida and non-Florida residents for whom test results were received by the Department of Health. A person can be tested by more than one laboratory and can have both positive and negative results. **Therefore, the sum of the numbers in each column will be larger than the total number of people tested.**

Reporting lab	Inconclusive	Negative	Positive	Percent positive	Total
Robert Wood Johnson University Hospital		6	2	25%	8
WHITE SANDS OUTPATIENT SERVICES (WSOP SERVICES LLC)		8			8
NEOGENOMICS LABORATORIES, INC		8			8
BARTON PARKER OD PC		8			8
EP LTC PHARMACY		6	2	25%	8
MID-HUDSON VALLEY DIVISION OF WESTCHESTER MEDICAL		8			8
MEDEXPRESS URGENT CARE - MT LEBANON		5	3	38%	8
INTERNAL MEDICINE AND AESTHETICS OF NAPLES LLC		8			8
MINUTECLINIC DIAG OF IND, LLC #6910		8			8
THE READING HOSPITAL & MEDICAL CENTER			8	100%	8
CVS NJ836POCT RUNNEMEDE		8			8
MINUTECLINIC DIAG OF IND, LLC #6648		6	2	25%	8
TRUSTBRIDGE			8	100%	8
MAGNOLIA PEDIATRICS GROUP LLC			8	100%	8
LEMOYNE COLLEGE WELLNESS CENTER FOR		8			8
PALM BEACH COUNTY HEALTH DEPARTMENT LABORATORY			8	100%	8
HUNTINGTON VILLAGE URGENT CARE		8			8
FOUNTAINVIEW BY FIVE STAR QUALITY CARE		7	1	13%	8
MEDEXPRESS - WILMINGTON CONCORD PIKE		7	1	13%	8
MEDEXPRESS URGENT CARE - HOT SPRINGS		8			8
SURGOINSVILLE PHARMACY		8			8
ST CLOUD PHYSICIAN MANAGMENT LLC		7	1	13%	8
SYLVESTER AT PLANTATION LABORATORY		7	1	13%	8
MEDEXPRESS URGENT CARE - GLENDALE		8			8
MINUTECLINIC DIAGNOSTIC OF OHIO #7790		6	2	25%	8
Enterprise Health and Rehabilitation Center		8			8
CVS PA2582POCT SPRINGFIELD		6	2	25%	8
ATLANTIC CONSOLIDATED LABORATORY		8			8
ROBERT WOOD JOHNSON HOSPITAL		7	1	13%	8
SIMPLE LABORATORIES LLC		8			8
THE WOLFF CENTER FOR CHILD & ADOLESCENT HEALTH			8	100%	8
LAKE CONWAY URGENT CARE LLC		2	6	75%	8
GULF COAST PEDIATRICS OF SARASOTA PA		1	7	88%	8
CHIEFLAND MEDICAL CENTER		1	7	88%	8
WALGREENS #10264		8			8
MINUTECLINIC, LLC #03965		8			8
HEALTHMARK REGIONAL HOSPITAL LAB		4	4	50%	8
CVS NJ715POCT WAYNE		8			8
CVS NC6402POCT DAVIDSON		5	3	38%	8
CONSULATE HEALTH CARE		7	1	13%	8
LIFE CARE CITRUS COUNTY			8	100%	8
GENEUS DIAGNOSTICS			8	100%	8
UNIVERSITY OF WASHINGTON MEDICAL CENTER			8	100%	8
AFC/DOCTORS EXPRESS NORTH BERGEN		6	2	25%	8
NOVADX		2	6	75%	8
CVS IL8747POCT CHICAGO		8			8

COVID-19: testing by laboratory

Data through May 14, 2021 verified as of May 15, 2021 at 09:25 AM

Data in this report are provisional and subject to change.

The numbers in the table below represent the number of Florida and non-Florida residents for whom test results were received by the Department of Health. A person can be tested by more than one laboratory and can have both positive and negative results. **Therefore, the sum of the numbers in each column will be larger than the total number of people tested.**

Reporting lab	Inconclusive	Negative	Positive	Percent positive	Total
DOH JACKSONVILLE CENTRAL LABORATORY		3	5	63%	8
GEISINGER MEDICAL CENTER		2	6	75%	8
DASCENA LABORATORY			8	100%	8
HOLY NAME MEDICAL CENTER	1	6	1	13%	8
CVS GA7064POCT STOCKBRIDGE		8			8
EXECUTIVE MEDICAL SERVICES		8			8
PIEDMONT HENRY HOSPITAL, INC		8			8
ALACHUA COUNTY HEALTH DEPARTMENT		1	7	88%	8
MINUTECLINIC DIAGNOSTIC OF VIRGINIA, LLC #1980		6	2	25%	8
OSWEGO HOSPITAL LABORATORY		7	1	13%	8
LEWIS COUNTY MANOR		8			8
X-GENE MOLECULAR LABS		1	7	88%	8
BAPTIST OUTPATIENT			8	100%	8
MEDEXPRESS URGENT CARE - YORK		5	3	38%	8
BENEVA LAKES HEALTHCARE & REHAB CENTER			8	100%	8
MINUTECLINIC DIAG OF IND LLC #1138		7	1	13%	8
WALGREENS #07589		7	1	13%	8
CVS TX7825POCT FRISCO		7	1	13%	8
Edward Hines, Jr. VA Hospital		7	1	13%	8
HACKENSACK UNIV MED CTR-PATHOLOGY DEPT		8			8
LAB UNKNOW		6	2	25%	8
VENICE REGIONAL MEDICAL CENTER			8	100%	8
BLOOMING GARDENS OF CARE INC		8			8
CVS NV9841POCT RENO		4	4	50%	8
HARBORCHASE OF DR PHILLIPS		7	1	13%	8
SARAH LAWRENCE COLLEGE HEALTH SERVICES		8			8
MEDEXPRESS URGENT CARE - CULPEPER		8			8
TIFT REGIONAL HLTH SYSTEM, INC DBA SOU		8			8
PM PEDIATRICS OF BAYSIDE PLLC		8			8
VENTURA HEALTH AND REHABILITATION CENTER		7	1	13%	8
MEDEXPRESS URGENT CARE MURRYSVILLE		6	2	25%	8
PBC FOUND CARE INC			8	100%	8
MINUTECLINIC, LLC #05038		8			8
DR. PHILLIPS MEDICAL WELLNESS CENTER		4	4	50%	8
ADVANCED RESEARCH FOR HEALTH IMPROVEMENT		6	2	25%	8
MEDEXPRESS URGENT CARE-PASADENA		8			8
CVS OH3080POCT HUBER HEIGHTS		6	1	14%	7
DOTHAN WEST FAMILY MEDICINE		5	2	29%	7
DEPARTMENT OF HEALTH AND HUMAN SERVICES STATE OF NEW HAMPSHIRE			7	100%	7
WALGREENS # 04440		6	1	14%	7
KANSAS DEPARTMENT OF HEALTH		2	5	71%	7
CVS MA299POCT WORCESTER		7			7
EL PARAISO HOME INC		7			7
CVS SC4382POCT SPARTANBURG		7			7
BRADENTON PHYSICIANS MEDICAL CENTER			7	100%	7
PEDIATRICS OF CENTRAL FLORIDA		5	2	29%	7

COVID-19: testing by laboratory

Data through May 14, 2021 verified as of May 15, 2021 at 09:25 AM

Data in this report are provisional and subject to change.

The numbers in the table below represent the number of Florida and non-Florida residents for whom test results were received by the Department of Health. A person can be tested by more than one laboratory and can have both positive and negative results. **Therefore, the sum of the numbers in each column will be larger than the total number of people tested.**

Reporting lab	Inconclusive	Negative	Positive	Percent positive	Total
AVON PARK PEDIATRICS			7	100%	7
CAMELLIA AT DEERWOOD		2	5	71%	7
Rutgers Health Rwj University Hospital - Laboratory		4	3	43%	7
PRIMBIO RESEARCH INSTITUTE LLC		7			7
MINUTECLINIC DIAGNOSTICS OF IND LLC		4	3	43%	7
CVS SC5479POCT INDIAN LAND		6	1	14%	7
MINUTECLINIC DIAGNOSTIC OF VIRGINIA, LLC		7			7
GREENVILLE MEMORIAL HOSPITAL LAB			7	100%	7
MINUTECLINIC MINUTECLINIC #921		6	1	14%	7
TESTD			7	100%	7
KINGSWAY MEDICAL CENTER INC		4	3	43%	7
PARADISE VILLA ALF INCORPORATED		7			7
Consulate Health Care at West Altamonte			7	100%	7
CVS AZ9210POCT SCOTTSDALE		7			7
NU WAVE MEDICAL CENTER			7	100%	7
APC PEDIATRICS			7	100%	7
CVS NJ837POCT MARLTON		7			7
MOUNT SINAI BROOKLYN LABORATORY		6	1	14%	7
MEDEXPRESS URGENT CARE - LOGAN		7			7
HEALTH CARE LABORATORY SERVICES		1	6	86%	7
VICTORIAN MANOR		2	5	71%	7
CARENOW URGENT CARE-SOUTHLAKE			7	100%	7
CVS TN4624POCT KNOXVILLE		6	1	14%	7
FLORIDA PREMIER MEDICAL CARE PA			7	100%	7
FLORIDA HOSPITAL APOPKA		6	1	14%	7
HAPPY KIDZ PEDIATRICS PL		6	1	14%	7
LEVY COUNTY SHERRIF'S DEPT			7	100%	7
MINUTECLINIC, LLC (CLINIC 10928)		7			7
MEDEXPRESS URGENT CARE-NESHANNOCK TWP		6	1	14%	7
MEDEXPRESS URGENT CARE-SCOTT TOWNSHIP		6	1	14%	7
QUE		4	3	43%	7
BELL-MINOR HOME		7			7
LAKE NONA PEDIATRICS IN ASSOCIATION WITH NEMOURS		5	2	29%	7
MEDEXPRESS URGENT CARE, CHAMBERSBURG		6	1	14%	7
PERSONAL PHYSICIAN CARE PA			7	100%	7
ADVENTHEALTH CELEBRATION EMPLOYEE CLINIC		7			7
CARESOUTH HHA HOLDINGS OF TALLAHASSEE LLC		7			7
CVS CA8850POCT HUNTINGTON BEACH		6	1	14%	7
WATAUGA MEDICAL CENTER		4	3	43%	7
LAWTON CHILES HEALTH CENTER		1	6	86%	7
SOUTHEAST GEORGIA HEALTH SERVICES, LLC		7			7
CVS MINUTE CLINIC DIAGNOSTIC MED GRP OF CAL		6	1	14%	7
WOMENS CARE FLORIDA LLC		5	2	29%	7
MEDEXPRESS URGENT CARE-MUNCIE		7			7
DOCTORS HOSPITAL OF AUGUSTA		7			7
KEYSTONE PLACE AT NAPLES PRESERVE		4	3	43%	7

COVID-19: testing by laboratory

Data through May 14, 2021 verified as of May 15, 2021 at 09:25 AM

Data in this report are provisional and subject to change.

The numbers in the table below represent the number of Florida and non-Florida residents for whom test results were received by the Department of Health. A person can be tested by more than one laboratory and can have both positive and negative results. **Therefore, the sum of the numbers in each column will be larger than the total number of people tested.**

Reporting lab	Inconclusive	Negative	Positive	Percent positive	Total
ADVENTHEALTH MEDICAL GROUP INTERNAL MEDICINE AT		2	5	71%	7
LIZS ADULT CARE		7			7
CVS IN8669POCT INDIANAPOLIS		6	1	14%	7
LYNMOORE,THE		7			7
MEDEXPRESS URGENT CARE-DUBOIS		7			7
MEDEXPRESS URGENT CARE - HOLLINS		7			7
FLORIDA ADDICTION AND RECOVERY CENTER INC		7			7
CVS MA957POCT WEST SPRINGFIELD		7			7
MANATEE PEDIATRICS			7	100%	7
COMPLETE FAMILY CARE, LLC/UNIVERSITY OF SAINT MARY		7			7
CRESTWOOD MEDICAL CENTER		5	2	29%	7
ST. LUCIE COUNTY HEALTH DEPARTMENT		5	2	29%	7
ECLRS		2	5	71%	7
GENTRY PARK ORLANDO ASSISTED LIVING		6	1	14%	7
Parkside Villa		7			7
TRUE HEALTH DIAGNOSTICS		1	6	86%	7
MINUTECLINIC DIAGNOSTIC OF KENTUCKY		7			7
CVS OH2518POCT COLUMBUS		6	1	14%	7
Thermopolis Rehabilitation Wellness		7			7
MEDHELP TRUSSVILLE		6	1	14%	7
CVS CT750POCT ENFIELD		7			7
EXPICARE NURSING AGENCY, INC		5	2	29%	7
MINUTECLINIC, LLC #1431		6	1	14%	7
NEMOURS CHILDREN'S HOSPITAL			7	100%	7
BOONE DRUG & HEALTHCARE AT DEERFIELD			7	100%	7
Mitchell Hollingsworth Nursing and Rehab		7			7
MAXHEALTH		5	2	29%	7
FAMILY MEDICINE MEDICAL DRIVE		7			7
CVS NC5532POCT SUMMERFIELD		7			7
MINUTECLINIC DIAGNOSTIC OF OHIO #6147		6	1	14%	7
WEXFORD HEALTH SOURCES INC		7			7
NORTHSIDE HOSPITAL- CHEROKEE		5	2	29%	7
BALTIMORE CITY HEALTH DEPT COMMUNICABLE DISEASES AND EPIDEMIOLOGY			7	100%	7
DOCTORS CLINICAL LABORATORY, INC		5	2	29%	7
FLORIDA DIGESTIVE AND LIVER SPECIALIST		7			7
OPTUM PRIMARY CARE - FOUNTAIN OAKS		3	4	57%	7
SALINE CARE NURSING & REHABILITATION CENTER		7			7
ENTRUST IMMEDIATE CARE			7	100%	7
USCG SECTOR ST PETE		3	4	57%	7
GARDENS PEDIATRICS			7	100%	7
BETH ISRAEL DEACONESS MEDICAL CENTER			7	100%	7
WILDLIGHT LAB			7	100%	7
MCR HEALTH LAWTON CHILES ADMINISTRATION STE A		1	6	86%	7
NORTH FLORIDA MEDICAL CENTERS INC		1	6	86%	7
HOLY GARDEN ALF, INC.		7			7
TREASURE COAST INFECTIOUS DISEASE CONSULTANTS		4	3	43%	7

COVID-19: testing by laboratory

Data through May 14, 2021 verified as of May 15, 2021 at 09:25 AM

Data in this report are provisional and subject to change.

The numbers in the table below represent the number of Florida and non-Florida residents for whom test results were received by the Department of Health. A person can be tested by more than one laboratory and can have both positive and negative results. **Therefore, the sum of the numbers in each column will be larger than the total number of people tested.**

Reporting lab	Inconclusive	Negative	Positive	Percent positive	Total
Englewood Health Care Center		7			7
SOUTH COM HEALTH CLINIC, DEPT. OF THE ARMY		7			7
CVS PA813POCT RICHBORO		7			7
Bon Secours Place		6	1	14%	7
PANCARE HEALTH - HOSFORD SCHOOL			7	100%	7
MINUTECLINIC OF NEVADA-2955 S FT APACH		7			7
DALLAS COUNTY HEALTH AND HUMAN SERVICES			7	100%	7
DEVANSH LAB WERKS		1	6	86%	7
PALM GARDEN OF SUN CITY			7	100%	7
COMMUNITY HEALTH CENTERS OF PINELLAS, INC		4	3	43%	7
ADVENT HEALTH APOPKA		3	4	57%	7
NYU WINTHROP HOSPITAL PATHOLOGY		7			7
CVS IN6654POCT INDIANAPOLIS		6	1	14%	7
SOUTHERN CORRECTIONAL MEDICINE LLC		7			7
SANFORD MOBILE LAB		1	6	86%	7
CVS TN7698POCT KNOXVILLE		7			7
CVS TX4397POCT CYPRESS		7			7
DOCTOR'S IN-HOUSE LAB/COMMUNITY HEALTH CENTERS OF PINELLAS -PINELLAS P			7	100%	7
THE PALMS REHABILITATION AND HEALTHCARE CENTER		5	2	29%	7
PENN MEDICINE PRINCETON MEDICAL CENTER		6	1	14%	7
MINUTECLINIC DIAGNOSTIC OF OHIO #2964		7			7
MINUTECLINIC DIAGNOSTIC OF NEVADA-9586		6	1	14%	7
BAYCARE MEDICAL GROUP, INC		6	1	14%	7
ABBAY MANOR RETIREMENT RESIDENCE INC		7			7
CENTRAL JERSEY URGENT CARE OF BROWN MI		7			7
SHEEPSHEAD BAY URGENT CARE		7			7
YAZJI PEDIATRIC CARE LLC DBA TUKA PEDIATRICS			7	100%	7
BROOKDALE LAKE ORIENTA			7	100%	7
WALGREENS #03287		7			7
CVS PA2687POCT EXTON		7			7
CVS NM8918POCT ALBUQUERQUE		7			7
Hiawatha Care Center		7			7
GRACE REHABILITATION CENTER OF VERO BEACH		4	3	43%	7
NELSON BIOLOGICAL			7	100%	7
PUTNAM COUNTY PUBLIC HEALTH UNIT		5	2	29%	7
PEDIATRICS URGENT CARE, LLC			7	100%	7
EASTSIDE MEDICAL CENTER		6	1	14%	7
IAN C BOYKIN MD		4	3	43%	7
CVS MINUTE CLINIC DIAGNOSTIC OF TEXAS		6	1	14%	7
SOUTHEAST GEORGIA HEALTH SYSTEM, INC D		7			7
GAINESVILLE PEDIATRIC ASSOCIATES		1	6	86%	7
FLORIDA HOSPITAL KISSIMMEE		4	3	43%	7
Lenox on the Lake			7	100%	7
MINUTE CLINIC LLC #1831		7			7
EASTERN FLORIDA STATE COLLEGE - PALM BAY CAMPUS			7	100%	7
FRESENIUS KIDNEY CARE FORT WALTON BEACH			7	100%	7

COVID-19: testing by laboratory

Data through May 14, 2021 verified as of May 15, 2021 at 09:25 AM

Data in this report are provisional and subject to change.

The numbers in the table below represent the number of Florida and non-Florida residents for whom test results were received by the Department of Health. A person can be tested by more than one laboratory and can have both positive and negative results. **Therefore, the sum of the numbers in each column will be larger than the total number of people tested.**

Reporting lab	Inconclusive	Negative	Positive	Percent positive	Total
LEE COUNTY HEALTH DEPARTMENT		4	3	43%	7
GALLUP INDIAN MEDICAL CENTER		7			7
Ocoee Health Care Center		7			7
CVS OH6123POCT CINCINNATI		5	2	29%	7
PURECARE PHARMACY		6	1	14%	7
GRACE WELLNESS CENTER LLC		6	1	14%	7
FLORIDA DEPARTMENT OF HEALTH IN MIAMI DADE COUNTY		5	2	29%	7
NEMOURS CHILDRENS, LAKE NONA			7	100%	7
CVS NC3853POCT BURLINGTON		5	2	29%	7
LOUISIANA DEPT OF HEALTH			7	100%	7
CVS PA10034POCT PITTSBURGH		7			7
OCALA REGIONAL KIDNEY CENTER EAST		2	5	71%	7
HELIX MEDICAL CENTERS		1	6	86%	7
YORK HOSPITAL: MICROBIOLOGY			7	100%	7
FLORIDA CANCER SPECIALISTS & RESEARCH INSTITUTE		6	1	14%	7
NOVANT HEALTH INPATIENT CARE		2	5	71%	7
MEDEXPRESS URGENT CARE - BLUEFIELD		6	1	14%	7
PENINSULA CARE AND REHABILITATION CENTER			7	100%	7
CVS OH10893POCT PARMA		4	3	43%	7
RIVER OAKS TREATMENT CENTER			7	100%	7
MIAMI BEACH COMMUNITY HEALTH CENTER INC			7	100%	7
OCALA FAMILY MEDICAL CENTER		7			7
CVS PA5241POCT CHALFONT		7			7
JUPITER ISLAND PUBLIC SAFETY		5	2	29%	7
CVS TX8322POCT AUSTIN		7			7
NON-US			7	100%	7
DIXIE COUNTY EMERGENCY SERVICES		1	6	86%	7
HEARTLAND PEDIATRICS OF LAKE PLACID			7	100%	7
MEDEXPRESS - COLLINSVILLE BELT LINE		5	2	29%	7
BROWNE MEDICAL LLC		5	2	29%	7
MD NOW MEDICAL CENTER			7	100%	7
MINUTECLINIC DIAG OF IND LLC #6998		6	1	14%	7
CVS TX1104POCT ALLEN		6	1	14%	7
DELAWARE DEPARTMENT OF HEATH		6	1	14%	7
LAKE CITY CORRECTIONAL FACILITY			7	100%	7
MEDEXPRESS URGENT CARE - EWING		7			7
KENDALL REGIONAL MEDICAL CNTR			7	100%	7
GUTHRIE CORNING HOSPITAL LABORATORY		7			7
BOYKIN		7			7
IRL MARKET LAB			7	100%	7
DIAGNOSTIC & MEDICAL SPECIALISTS OF GREENWICH		5	2	29%	7
CVS GA5622POCT DALLAS		5	2	29%	7
LEPE'S HOUSE			7	100%	7
COVID TESTING LLC			7	100%	7
CARENOW URGENT CARE-MADISON		7			7
SUPERIOR RESIDENCES AT CALA HILLS		7			7

COVID-19: testing by laboratory

Data through May 14, 2021 verified as of May 15, 2021 at 09:25 AM

Data in this report are provisional and subject to change.

The numbers in the table below represent the number of Florida and non-Florida residents for whom test results were received by the Department of Health. A person can be tested by more than one laboratory and can have both positive and negative results. **Therefore, the sum of the numbers in each column will be larger than the total number of people tested.**

Reporting lab	Inconclusive	Negative	Positive	Percent positive	Total
BLACK STALLION WALK IN AND EXERCISE CLINICS LLC		4	3	43%	7
UNILAB OF DADE INC			6	100%	6
FLORIDA WOMAN CARE LABORATORY			6	100%	6
CVS OH3393POCT AURORA		5	1	17%	6
TULLAHOMA HMA, LLC		5	1	17%	6
CVS MA2172POCT NORTH GRAFTON		6			6
ST LUKES HOSPITAL LABORATORY		2	4	67%	6
CAREMOUNT MEDICAL PC		6			6
AMERICAN HEALTH ASSOC. LABORATORY SOUTH		4	2	33%	6
ST BARNABAS HOSPITAL		6			6
RADEAS			6	100%	6
MEDEXPRESS - NEWARK		6			6
DOCS URGENT CARE		1	5	83%	6
PHYSICIANS URGENT CARE BERRY FARMS		4	2	33%	6
Madison Health & Rehabilitation		6			6
WAKEMED		1	5	83%	6
CVS NH6596POCT HAMPTON		6			6
UF HEALTH PATHOLOGY LABORATORIES			6	100%	6
FAMILY TREE PRIMARY CARE		5	1	17%	6
WG WINDSOR WOODS SH LLC		6			6
POWERS PEDIATRICS			6	100%	6
FLORIDA HEALTHCARE OF ORLANDO		1	5	83%	6
MEDEXPRESS URGENT CARE - KOKOMO		6			6
MINUTECLINIC LLC #5041		2	4	67%	6
MCKENZIE-WILLAMETTE MEDICAL CENTER LAB		6			6
OCHSNER MEDICAL CENTER			6	100%	6
CVS MO10053POCT SAINT PETERS		6			6
COVID RAPID LABS		1	5	83%	6
QUALITY MEDICAL CARE			6	100%	6
MEDEXPRESS URGENT CARE PLEASANT HILLS		5	1	17%	6
ELIAS KANAAN MD PA		6			6
CAREWELL 301 - WARWICK			6	100%	6
CVS PA1379POCT LANSDALE		5	1	17%	6
ARC POINT LABS OF AUSTIN NORTH			6	100%	6
MIAMI RESCUE MISSION CLINIC INC			6	100%	6
HUNTERS CREEK PEDIATRICS		6			6
VIERA PEDIATRICS		1	5	83%	6
FIRST COAST CARDIOVASCULAR INSTITUTE PA			6	100%	6
JERSEY SHORE MEDICAL CENTER		6			6
PARADIGM LABORATORIES			6	100%	6
HEARTLAND HOME HEALTH CARE		6			6
MARIANNA CBOC		6			6
CVS MI8049POCT WATERFORD		5	1	17%	6
CVS NATIONAL HARBOR MD2297714CV		6			6
CHILDREN'S HOSPITAL OF PHILADELPHIA		5	1	17%	6
PALMETTO HEALTH ALLIANCE		3	3	50%	6

COVID-19: testing by laboratory

Data through May 14, 2021 verified as of May 15, 2021 at 09:25 AM

Data in this report are provisional and subject to change.

The numbers in the table below represent the number of Florida and non-Florida residents for whom test results were received by the Department of Health. A person can be tested by more than one laboratory and can have both positive and negative results. **Therefore, the sum of the numbers in each column will be larger than the total number of people tested.**

Reporting lab	Inconclusive	Negative	Positive	Percent positive	Total
NORTHPORT MEDICAL CENTER LAB		6			6
PENN NURSING CENTER		6			6
MED EXPRESS URGENT CARE PC - MARYLAND		5	1	17%	6
CVS MA1095POCT AMHERST		5	1	17%	6
BROOKDALE CLERMONT			6	100%	6
MEDEXPRESS URGENT CARE - PRINCETON		5	1	17%	6
MERCY COLLEGE HEALTH OFFICE		6			6
MINUTECLINIC DIAG OF IND, LLC #6553		6			6
QUICK CARE MED WALK IN AND URGENT CARE			6	100%	6
CDRX INFUSION			6	100%	6
St. Josephs Hospital		4	2	33%	6
CONCENTRA			6	100%	6
COMPUNET CLINICAL LAB			6	100%	6
PLEASANTVILLE OF SEBASTIAN LLC			6	100%	6
CVS CA9963POCT SAN DIEGO		6			6
DELAWARE PUBLIC HEALTH LABORATORY		2	4	67%	6
GENEVA GENERAL HOSPITAL LABORATORY		4	2	33%	6
ANTHONY-BROWN PHARMACY		6			6
BAYCARE ALLIANT HOSPITAL			6	100%	6
LEHIGH REGIONAL MEDICAL CENTER LABORATORY		3	3	50%	6
STARMED FAMILY & URGENT CARE			6	100%	6
PBSO HEALTH AND WELLNESS CENTER		1	5	83%	6
CVS MO5655POCT LIBERTY		3	3	50%	6
MINUTECLINIC DIAGNOSTIC OF OHIO #6139		6			6
HILLSBOROUGH COUNTY HEALTH DEPARTMENT			6	100%	6
OURMED		5	1	17%	6
CARL R DARNALL ARMY MEDICAL CENTER			6	100%	6
PREMIER FAMILY HEALTH PA			6	100%	6
PRINCETON BMC LABORATORY		6			6
CLINICAL ASSOCIATES OF ORLANDO LLC		6			6
HENDRY REGIONAL CONVENIENT CARE CENTER			6	100%	6
BETHESDA COMMUNITY HEALTH CENTER			6	100%	6
MINUTECLINIC LLC (2335)		5	1	17%	6
MEDEXPRESS URGENT CARE - WEIRTON		6			6
TIMBER CREEK PEDIATRICS		6			6
DEPARTMENT OF HEALTH AND HUMAN SERVICES DIVISION OF BEHAVIORAL HEALTH		1	5	83%	6
CVS NJ2508POCT MANALAPAN		6			6
REDMED OF CROSSTOWN		3	3	50%	6
VALSPAR CHAMPIONSHIP		6			6
ABSOLUTE HEALTH		5	1	17%	6
RIVERVIEW ALF OPERATOR LLC		1	5	83%	6
ASCENSION ST VINCENT'S CLAY COUNTY			6	100%	6
RANDOLPH COUNTY HEALTH & REHABILITATIO		6			6
MINUTECLINIC, LLC #07852		5	1	17%	6
FIFTH AVENUE PEDIATRICS		3	3	50%	6
CURATIVE CARE CENTER INC		1	5	83%	6

COVID-19: testing by laboratory

Data through May 14, 2021 verified as of May 15, 2021 at 09:25 AM

Data in this report are provisional and subject to change.

The numbers in the table below represent the number of Florida and non-Florida residents for whom test results were received by the Department of Health. A person can be tested by more than one laboratory and can have both positive and negative results. **Therefore, the sum of the numbers in each column will be larger than the total number of people tested.**

Reporting lab	Inconclusive	Negative	Positive	Percent positive	Total
CVS NV2928POCT LAS VEGAS		6			6
DAVISON HEALTH CENTER WESLEYAN UNIVERS		6			6
CVS MA1845POCT WILMINGTON		5	1	17%	6
RAPID MEDLAB (004MO)		5	1	17%	6
CVS IN6572POCT INDIANAPOLIS		6			6
GENESIS FAMILY PRACTICE		3	3	50%	6
MEDEXPRESS URGENT CARE-HERSHEY		5	1	17%	6
MEDEXPRESS URGENT CARE - FREDERICK		6			6
CVS CA9823POCT SACRAMENTO		6			6
Jewish Home of Rochester		6			6
MEDICAL CENTER AT OCEAN REEF		1	5	83%	6
BROWARD TRANSITIONAL CENTER			6	100%	6
MEDEXPRESS URGENT CARE - HUNTINGTON WE		6			6
MEDNOW URGENT CARE		3	3	50%	6
MIZELL MEMORIAL HOSPITAL			6	100%	6
BROWARD COUNTY HEALTH DEPT.			6	100%	6
Kroger 673 - The Little Clinic Dallas		5	1	17%	6
CVS TX2263POCT SAN ANTONIO		6			6
AMERICAN EAGLE LEESBURG AL LLC DBA VISTA LAKE			6	100%	6
RURAL HEALTH CARE INC			6	100%	6
ELITE MD GROUP INC		2	4	67%	6
RIVER CITY PRIMARY AND URGENT CARE			6	100%	6
TEXAS MEDCLINIC			6	100%	6
MARSHALL MEDICAL CENTER SOUTH LAB		5	1	17%	6
MINUTECLINIC MINUTECLINIC #3665		6			6
ManorCare Rehabilitation Center- Decatur		6			6
MEDEXPRESS URGENT CARE - WAXAHACHIE, N HIGHWAY 77		4	2	33%	6
ADVENT HEALTH - TUSKAWILLA		4	2	33%	6
CITIZENS BAPTIST MEDICAL CENTERS LAB		5	1	17%	6
NORTH OKALOOSA CLINIC CORP		3	3	50%	6
AARK LABORATORY		6			6
RHEA MEDICAL CENTER		6			6
FLORIDA MEDICAL CLINIC -INTERNAL MED DADE CITY			6	100%	6
BNR PHARMACY INC		6			6
HOLLY HILL HOME INFUSION SERVICE		5	1	17%	6
MERCY URGENT CARE			6	100%	6
WELLMED AT APOLLO BEACH BLVD		4	2	33%	6
ENIGMA DIAGNOSTIC, INC.			6	100%	6
PROGRESS PHARMACY INC		1	5	83%	6
MEDEXPRESS URGENT CARE - MBURG COMMONS		5	1	17%	6
UT MEMPHIS UNIVERSITY HEALTH SERVICES			6	100%	6
FLEET LANDING			6	100%	6
ADVANCED URGENT CARE OF MARATHON		1	5	83%	6
ATLANTIC COMMUNITY HIGH SCHOOL		5	1	17%	6
UNIVERISTY OF MIAMI			6	100%	6
DOCTORS OFFICE OF NEW JERSEY		6			6

COVID-19: testing by laboratory

Data through May 14, 2021 verified as of May 15, 2021 at 09:25 AM

Data in this report are provisional and subject to change.

The numbers in the table below represent the number of Florida and non-Florida residents for whom test results were received by the Department of Health. A person can be tested by more than one laboratory and can have both positive and negative results. **Therefore, the sum of the numbers in each column will be larger than the total number of people tested.**

Reporting lab	Inconclusive	Negative	Positive	Percent positive	Total
ADVENT HEALTH MEDICAL GROUP		5	1	17%	6
SUNSHINE LABORATORY LLC		6			6
ALL4KIDZ PEDIATRICS LLC		3	3	50%	6
MAXCARE CLINIC			6	100%	6
CVS SC4122POCT TAYLORS		6			6
FAMILY CARE MEDICAL CENTER			6	100%	6
PANCARE HEALTH - ALTHA PUBLIC			6	100%	6
FHPG FAMILY MEDICAL CENTER OF TAMPA BAY		1	5	83%	6
ALLEGRO FLEMING ISLAND		1	5	83%	6
MEDEXPRESS URGENT CARE PENNSVILLE		4	2	33%	6
CVS MD1515POCT LEONARDTOWN		4	2	33%	6
URGENT CARE HOUSECALLS PA		5	1	17%	6
ELITE MEDICAL CENTER		1	5	83%	6
CVS IL8750POCT CHICAGO		4	2	33%	6
LUMADOC HEALTH		4	2	33%	6
BAYSHORE POINTE NURSING AND REHAB CENTER			6	100%	6
CVS IL1170POCT JOLIET		6			6
MINUTECLINIC DIAGNOSTIC OF TN PC #442		4	2	33%	6
WALGREENS SARASOTA		5	1	17%	6
MINUTECLINIC, LLC #07876		5	1	17%	6
SIGNATURE URGENT CARE			6	100%	6
FLORIDA DEPARTMENT OF HEALTH SEMINOLE COUNTY		1	5	83%	6
ST VINCENTS AMBULATORY CARE INC		3	3	50%	6
UNILAB		2	4	67%	6
LRHS Southeastern University		4	2	33%	6
VILLAGES HEALTH, THE		4	2	33%	6
Army Residence Community		5	1	17%	6
MEDEXPRESS URGENT CARE - NORTH LITTLE		5	1	17%	6
MINUTECLINIC DIAGNOSTIC OF WISCONSIN, LLC		5	1	17%	6
PRESBYTERIAN HOME		6			6
CAPITAL HEALTH PLAN LABORATORIES			6	100%	6
CVS OK6225POCT EDMOND		6			6
MEDEXPRESS URGENT CARE - LEDGEWOOD		5	1	17%	6
CVS KY2332POCT GEORGETOWN		5	1	17%	6
APALACHEE CENTER INC		4	2	33%	6
UT SOUTHWESTERN MEDICAL CENTER			6	100%	6
LOS ALAMOS NATIONAL LABORATORY		6			6
Northport VAMC		6			6
JOSEF SCHENKER, MD, PC		6			6
OVIEDO CHILDRENS HEALTH CENTER LLC		1	5	83%	6
BOCA VIPEDIATRICS			6	100%	6
WELLMED AT FORT PIERCE		4	2	33%	6
CVS IN5696POCT FORT WAYNE		6			6
PROHEALTH MED		1	5	83%	6
MORRIS HALL/ST JOSEPH NURSING CENTER		6			6
THE LITTLE CLINIC			6	100%	6

COVID-19: testing by laboratory

Data through May 14, 2021 verified as of May 15, 2021 at 09:25 AM

Data in this report are provisional and subject to change.

The numbers in the table below represent the number of Florida and non-Florida residents for whom test results were received by the Department of Health. A person can be tested by more than one laboratory and can have both positive and negative results. **Therefore, the sum of the numbers in each column will be larger than the total number of people tested.**

Reporting lab	Inconclusive	Negative	Positive	Percent positive	Total
CVS MA2401POCT MARSHFIELD		5	1	17%	6
CVS IL5797POCT CAROL STREAM		6			6
Northwell Lab		2	4	67%	6
MEDEXPRESS URGENT CARE SHADYSIDE		5	1	17%	6
CVS NE8615POCT LINCOLN		5	1	17%	6
MEDEXPRESS URGENT CARE-PITTSFIELD		6			6
SOUTHERN OCEAN MEDICAL CENTER		6			6
Wilkes-Barre VAMC		6			6
CVS AZ33POCT TEMPE		6			6
MEDEXPRESS URGENT CARE - VINELAND S MA		6			6
TALLAHASSEE MEMORIAL HEALTHCARE			6	100%	6
QUATRACOR PLLC		6			6
CANDLER HOSPITAL PATHOLOGY LABORATORY		4	2	33%	6
ADVENTHEALTH MEDICALGROUP PEDIATRICS AT ORLANDO		6			6
CVS TN6414POCT SMYRNA		4	2	33%	6
SAINT PETER'S UNIVERSITY HOSPITAL		6			6
CLINICAL CARE ASSOCIATES			6	100%	6
SOUTHEASTERN DERMATOLOGY GROUP PA		5	1	17%	6
PRINCIPLE HOSPICE SERVICE, LLC		1	5	83%	6
QUENTIN N BURDICK MEMORIAL HEALTH CARE		6			6
UPMC HEALTH SYSTEM		4	2	33%	6
MANATEE MEMORIAL HOSPITAL CLINICAL LABORATORY			6	100%	6
PELICAN LANDING		1	5	83%	6
AMERICAN MEDICAL RESPONSE - DENVER		3	3	50%	6
The Oaks of Clearwater		6			6
PALM HARBOR DERMATOLOGY		4	2	33%	6
TAMIAMI LAB MILLENIUM			6	100%	6
UW MEDICINE VIROLOGY LAB			6	100%	6
MINUTECLINIC DIAG OF IND LLC #6840		6			6
IVY ROSEN MD PLLC		6			6
ORLANDO HEALTH PHYSICIAN GROUP			6	100%	6
TAMPA FAMILY HEALTH CENTER		1	5	83%	6
Oakwood - North Baldwins Center for Living		6			6
CVS MA447POCT NORTHAMPTON		4	2	33%	6
CVS TX7821POCT LEAGUE CITY		6			6
METALABDX		6			6
GOPATH LABORATORIES			6	100%	6
GENTLE MEDICINE ASSOCIATES / DR. REGINE BATAILLE		6			6
LPG COCONUT POINT - FAMILY/ INTERNAL MEDICINE		6			6
HELIX KH UC		1	5	83%	6
CVS TX10140POCT THE WOODLANDS		5	1	17%	6
KIDS CORNER PEDIATRICS PLLC		5	1	17%	6
LAKEVIEW TERRACE HOME HEALTH SERVICES LLC			6	100%	6
CENTRAL FLORIDA PRIMARY CARE			6	100%	6
DISCOVERY VILLAGE AT DEERWOOD			6	100%	6
MEDEXPRESS URGENT CARE - ELM GROVE		5	1	17%	6

COVID-19: testing by laboratory

Data through May 14, 2021 verified as of May 15, 2021 at 09:25 AM

Data in this report are provisional and subject to change.

The numbers in the table below represent the number of Florida and non-Florida residents for whom test results were received by the Department of Health. A person can be tested by more than one laboratory and can have both positive and negative results. **Therefore, the sum of the numbers in each column will be larger than the total number of people tested.**

Reporting lab	Inconclusive	Negative	Positive	Percent positive	Total
PATHGROUP LABS, LLC		4	2	33%	6
CELAL GUROL ERBAY, MD			6	100%	6
PR HEALTH		1	5	83%	6
MINUTECLINIC, DIAGNOSTIC OF TEXAS, LLC		6			6
NORTH FLORIDA PEDIATRICS JASPER			6	100%	6
CVS SC5550POCT CLOVER		5	1	17%	6
CVS PA2688POCT COLLEGEVILLE		6			6
THE WINDSOR OF OCALA		2	4	67%	6
PUBLIC HEALTH LAB		6			6
CVS NJ2815POCT E BRUNSWICK		4	2	33%	6
FLORIDA MEDICAL SPECIALISTS		2	4	67%	6
MOBILE HEALTH MEDICAL SERVICES PC		6			6
MEDEXPRESS URGENT CARE - SUMMERSVILLE, WEBSTER RD		6			6
Advanced Care Center			6	100%	6
CVS GA2279POCT SUWANEE		6			6
WIREGRASS MEDICAL CENTER			6	100%	6
XPRESS URGENT CARE LLC		6			6
ARLINGTON OF NAPLES		6			6
GUTHRIE MEDICAL GROUP LABORATORIES		6			6
SANTOS REHABILITATION CENTER INC			6	100%	6
SARASOTA IMMEDIATE CARE			6	100%	6
Kennedy University Hospital		5	1	17%	6
NORTH DADE NURSING AND REHABILITATION CENTER			5	100%	5
GENTLE HANDS MOBILE PHLEBOTOMY			5	100%	5
FIVE TOWNS PREMIER REHABILITATION AND, THE		5			5
WELLMED AT SOUTH STUART		4	1	20%	5
PATIENT FIRST			5	100%	5
PRL NYC PANDEMIC RESPONSE LAB			5	100%	5
LAKE MARY HEALTH AND REHABILITATION CENTER		1	4	80%	5
ALVARO J DANGOND MD PA		4	1	20%	5
MEDEXPRESS URGENT CARE HUNTINGTON		5			5
METHODIST HEALTHCARE UNIVERSITY HOSPIT		5			5
NOVANT HEALTH UVA		2	3	60%	5
COVENANT COLLEGE HEALTH SERVICES		5			5
PORT ORANGE NURSING & REHAB			5	100%	5
FINLAY		1	4	80%	5
BUEN PASTOR MEDICAL CENTER, INC			5	100%	5
HELIX URGENT CARE			5	100%	5
GOOD SAMARITAN HOSPITAL		3	2	40%	5
TMH PHYSICIAN PARTNERS SOUTHWOOD		1	4	80%	5
URGENT CARE OF ERWIN		5			5
MINUTECLINIC DIAG OF IND, LLC #8645		5			5
MEDEXPRESS URGENT CARE LAVALE		5			5
Oceanside Health & Rehabilitation Center		5			5
GIEBEIG FAMILY MEDICINE PA			5	100%	5
FLAGLER HEALTH SERVICES INC			5	100%	5

COVID-19: testing by laboratory

Data through May 14, 2021 verified as of May 15, 2021 at 09:25 AM

Data in this report are provisional and subject to change.

The numbers in the table below represent the number of Florida and non-Florida residents for whom test results were received by the Department of Health. A person can be tested by more than one laboratory and can have both positive and negative results. **Therefore, the sum of the numbers in each column will be larger than the total number of people tested.**

Reporting lab	Inconclusive	Negative	Positive	Percent positive	Total
MD ANDERSON CANCER CENTER DI BAY AREA			5	100%	5
WELLSTAR DOUGLAS HOSPITAL LABORATORY		5			5
BAPTIST HEALTH - TOWN CENTER			5	100%	5
IVY CREEK URGENT CARE OF ENTERPRISE			5	100%	5
VA SALT LAKE CITY HCS		5			5
CARENOW URGENT CARE - WINTER SPRINGS		4	1	20%	5
MEDICAL CENTER OF BLOUNTSTOWN			5	100%	5
CONCENTRA - ORLANDO SOUTH II		4	1	20%	5
CULLMAN REGIONAL MEDICAL CENTER		3	2	40%	5
NORTH SHORE HEMATOLOGY-ONCOLOGY ASSOCIATES, PC		5			5
URGENT CARE COASTAL GA			5	100%	5
CARNEGIE HILL PEDIATRICS LLP		4	1	20%	5
CFP PHYSICIANS GROUP			5	100%	5
MEDEXPRESS URGENT CARE - BECKLEY		3	2	40%	5
URGENT MED INC		3	2	40%	5
AEL KNOXVILLE			5	100%	5
ELITE CARE			5	100%	5
THE DOCTORS CENTER HEALTHCARE-SOUTHSIDE		1	4	80%	5
MD NOW MEDICAL CENTER INC			5	100%	5
CVS PA258POCT MCKEES ROCKS		5			5
KEYSTONE REHABILITATION AND HEALTH CENTER		1	4	80%	5
CVS GA5637POCT VILLA RICA		5			5
Rosedale Green		5			5
INTERNAL MEDICINE & PRIMARY CARE ASSOCIATES, PLC			5	100%	5
Park Ridge Nursing Center		3	2	40%	5
PHOEBE SUMTER MEDICAL CENTER LABORATORY		4	1	20%	5
CVS NC7548POCT FUQUAY VARINA		4	1	20%	5
ATLANTA PLUS URGENT CARE			5	100%	5
CVS MA634POCT KINGSTON		4	1	20%	5
FLORIDA DEPARTMENT OF HEALTH - INVERNESS		3	2	40%	5
CLINICAL CARE INC			5	100%	5
NORTHERN MICHIGAN UNIVERSITY ATHLETICS		5			5
AMAVIDA		5			5
SOUTH FLORIDA RESEARCH ORGANIZATION			5	100%	5
CVS SC1540POCT MYRTLE BEACH		4	1	20%	5
MINUTE CLINIC DIAGNOSTIC OF VIRGINIA, LLC #6292		4	1	20%	5
COPELAND MEDICAL CLINIC		3	2	40%	5
FLORIDA PRIMARY & SPECIALTY CARE		5			5
IMMERSION RESIDENTIAL LLC			5	100%	5
BEACH HOUSE		5			5
CARE CENTER OF LAKE PLACID		1	4	80%	5
DELTONA VA CBOC		4	1	20%	5
MINNESOTA DEPARTMENT OF HEALTH PUBLIC HEALTH LABORATORY DIVISION	1		4	80%	5
INDIAN RIVER PRIMARY CARE PA		5			5
PINECREST PEDIATRICS GROUP LLC			5	100%	5
PEDIATRICS OF CENTRAL FLORIDA - POINCIANA		3	2	40%	5

COVID-19: testing by laboratory

Data through May 14, 2021 verified as of May 15, 2021 at 09:25 AM

Data in this report are provisional and subject to change.

The numbers in the table below represent the number of Florida and non-Florida residents for whom test results were received by the Department of Health. A person can be tested by more than one laboratory and can have both positive and negative results. **Therefore, the sum of the numbers in each column will be larger than the total number of people tested.**

Reporting lab	Inconclusive	Negative	Positive	Percent positive	Total
MORGAN STANLEY HEALTH CENTER		5			5
RUSSELL SAGE COLLEGE WELLNESS CENTER		5			5
FALLSBURG CHAI		5			5
INFECTION CONTROL/ EMPHEALTH		3	2	40%	5
OLEAN GENERAL HOSPITAL		5			5
MINUTECLINIC DIAGNOSTIC MED GRP OF ORA		4	1	20%	5
SOUTH BEND MEDICAL FOUNDATION			5	100%	5
FASTCARE LLC			5	100%	5
MONROE COUNTY DEPT OF PUBLIC HEALTH ST		5			5
APOLLO GARDENS RETIREMENT RESIDENCE CARE		5			5
Birchaven		5			5
THONOTOSASSA COMMUNITY HEALTH CENTER		1	4	80%	5
BOROPARK URGENT CARE		4	1	20%	5
NAVAL MEDICAL CENTER			5	100%	5
Arbors at Stow		5			5
RIO PINAR HEALTH CARE			5	100%	5
MEDEXPRESS URGENT CARE - WEST ST PAUL, ROBERT ST S		4	1	20%	5
NIBHA MEDIRATTA MD PL			5	100%	5
CVS IN7653POCT EVANSVILLE		4	1	20%	5
CVS AZ10150POCT PHOENIX		4	1	20%	5
ST JOSEPHS HOSPITAL PATHOLOGY LAB		4	1	20%	5
HELIX DIAGNOSTIX		2	3	60%	5
INVERNESS FAMILY CARE HIGH RISK PLLC			5	100%	5
OCCMED SOLUTIONS		2	3	60%	5
TANNER MEDICAL CENTER LABORATORY		4	1	20%	5
VA PRIMARY CARE ANNEX			5	100%	5
MINUTECLINIC DIAGNOSTIC OF PENNSYLVAN		4	1	20%	5
RUSH UNIVERSITY MEDICAL CENTER LABORATORY			5	100%	5
ADVENTHEALTH MEDICAL GROUP PEDIATRICS AT APOPKA		5			5
PM PEDIATRICS OF SELDEN		3	2	40%	5
ELEVATION HEALTH LABORATORY		5			5
WASHINGTON COLLEGE HEALTH SERVICES		5			5
PHYSICIANS IMMEDIATE CARE ELGIN			5	100%	5
ALLIANCE FOR MULTISPECIALTY RESEARCH		5			5
Samuel S. Stratton VAMC		5			5
MINUTECLINIC, LLC #7139		5			5
MINUTECLINIC DIAGNOSTIC OF OHIO #6192		5			5
NEW YORK STATE DEPARTMENT OF HEALTH			5	100%	5
PATIENT FIRST - ALLENTOWN			5	100%	5
WALGREENS# 00323		5			5
SOUTH FLORIDA FAMILY HEALTH & RESEARCH CTR			5	100%	5
QUINTON MEMORIAL HEALTH CARE CENTER		5			5
AMI ST FRANCIS HOSPITAL LABORATORY		4	1	20%	5
MEDEXPRESS URGENT CARE FOX CHAPEL		5			5
Kroger 099 - The Little Clinic Fort Collins		5			5
WOODHULL MEDICAL AND MENTAL HEALTH CTR		5			5

COVID-19: testing by laboratory

Data through May 14, 2021 verified as of May 15, 2021 at 09:25 AM

Data in this report are provisional and subject to change.

The numbers in the table below represent the number of Florida and non-Florida residents for whom test results were received by the Department of Health. A person can be tested by more than one laboratory and can have both positive and negative results. **Therefore, the sum of the numbers in each column will be larger than the total number of people tested.**

Reporting lab	Inconclusive	Negative	Positive	Percent positive	Total
REGIONAL MEDICAL CENTER BAYONET POINT			5	100%	5
WOMACK ARMY MEDICAL CENTER			5	100%	5
Home Health Care Clinic		4	1	20%	5
ENT AND ALLERGY ASSOCIATES OF FLORIDA, LLC			5	100%	5
KINGSTON RESIDENCE OF MARION		5			5
CAREMOUNT MEDICAL PC - BEDFORD URGENT		5			5
ATLANTIC SURGERY CENTER OF JACKSONVILLE BEACH		5			5
MEDEXPRESS URGENT CARE - ROCKAWAY		5			5
EASTCHESTER PEDIATRIC MEDICAL GROUP		5			5
WASHINGTON STATE DEPARTMENT OF HEALTH PUBLIC HEALTH LABORATORIES			5	100%	5
FAMILY TREE DNA			5	100%	5
SPRINGHILL SENIOR RESIDENCE		5			5
WEST PACIFIC MEDICAL LABORATORY			5	100%	5
WESTMINSTER SHORES			5	100%	5
ADVENTHEALTH GORDON		4	1	20%	5
CYPRESS CREEK MEDICAL CENTER			5	100%	5
CAREHERE LCS- EUSTIS			5	100%	5
Wynfield Park Health and Rehabilitation		5			5
GRADY MEMORIAL HOSPITAL/MICRO			5	100%	5
CVS OH2486POCT NILES		3	2	40%	5
SJH			5	100%	5
LabCorp of America			5	100%	5
PRECISION DIAGNOSTICS INC - NJ		5			5
XRL SXF REF LAB		5			5
RAS MEDICAL SOLUTIONS, LLC		4	1	20%	5
CVS IN6757POCT COLUMBUS		5			5
JACKSON SOUTH COMMUNITY HOSPITAL LAB			5	100%	5
LAKEVIEW HEALTHCARE SYSTEM LLC			5	100%	5
WHITE WILSON MEDICAL CENTER - FWB		1	4	80%	5
LIFEPLUS HEALTHCARE GROUP INC		5			5
PALM BEACH DIGESTIVE ASSOCIATES			5	100%	5
MANORCARE HEALTH SERVICES			5	100%	5
LAKE COUNTY DETENTION CENTER		3	2	40%	5
CVS TX5877POCT PEARLAND		5			5
CVS OH6149POCT UPPER ARLINGTON		2	3	60%	5
UNIVERSITY OF CHICAGO MEDICAL CENTER LAB			5	100%	5
FLORIDA CLINICAL LABORATORY - BIOREFERENCE LABORATORIES		2	3	60%	5
PUTNAM HOSPITAL CENTER LABORATORY		5			5
MID - FLORIDA PATHOLOGY LLC		1	4	80%	5
LAFAYETTE NURSING AND REHAB			5	100%	5
WILSON PEDIATRICS			5	100%	5
PATIENT FIRST - LEESBURG			5	100%	5
WILLIAM S MIDDLETON MEMORIAL VET HOSP		5			5
MONTEFIORE MEDICAL CENTER LABS MONTEFIORE		4	1	20%	5
THE DOCTOR'S OFFICE OF WEST CALDWELL		5			5
FELICIDAD MEDICAL CENTER INC			5	100%	5

COVID-19: testing by laboratory

Data through May 14, 2021 verified as of May 15, 2021 at 09:25 AM

Data in this report are provisional and subject to change.

The numbers in the table below represent the number of Florida and non-Florida residents for whom test results were received by the Department of Health. A person can be tested by more than one laboratory and can have both positive and negative results. **Therefore, the sum of the numbers in each column will be larger than the total number of people tested.**

Reporting lab	Inconclusive	Negative	Positive	Percent positive	Total
WALGREENS # 09788		5			5
VEIL VALLEY MEDICAL CENTER			5	100%	5
FOUNDCARE, INC			5	100%	5
MINUTECLINIC DIAGNOSTIC OF NH, LLC (CL		4	1	20%	5
MINUTECLINIC DIAG OF IND, LLC #6483		3	2	40%	5
CVS OH3329POCT LAKEWOOD		5			5
ARKANSAS DEPARTMENT OF HEALTH			5	100%	5
RURAL/METRO MIDSOUTH,		5			5
CARENOW URGENT CARE - CENTRAL AUSTIN		1	4	80%	5
MINUTE CLINIC DIAGNOSTIC OF KANSAS PA		5			5
ADVENTHEALTH MEDICAL GROUP COMMUNITY MEDICINE		4	1	20%	5
CVS SC2269POCT COLUMBIA		4	1	20%	5
AUGUSTA HEALTH			5	100%	5
MEDEXPRESS URGENT CARE- COLUMBIA HEIGH		5			5
CVS MA394POCT SEEKONK		5			5
WYCLIFFE BIBLE TRANSLATORS		5			5
LPG PEDIATRICS AT CAPE CORAL		5			5
ADERHOLT MEDICAL, LLC		5			5
IPSUM DIAGNOSTICS LLC		5			5
MARION COUNTY FIRE RESCUE		3	2	40%	5
MIDDLEBURG VA CBOC		4	1	20%	5
PEDIATRIC URGENT HEALTH CARE			5	100%	5
LEVY COUNTY DEPT. OF PUBLIC SAFETY		2	3	60%	5
MEDEXPRESS URGENT CARE - SOUTH PARKERSBURG		5			5
BROOKDALE NEW PORT RICHEY			5	100%	5
MASSENA HOSPITAL LABORATORY		5			5
VIBRA HEALTH LABORATORY			5	100%	5
STVHCS - Dental Outpatient Clinic		5			5
UNIVERISTY OF MEMPHIS ATHLETIC TRAINI		5			5
NATURE COAST PRIMARY CARE LAB LLC		1	4	80%	5
MEDEXPRESS URGENT CARE MARTINSBURG		3	2	40%	5
SAN DIEGO COUNTY PUBLIC HEALTH LAB			5	100%	5
CITRUS HEALTH NETWORK INC		2	3	60%	5
LIVING WATERS MEDICAL CENTER			5	100%	5
CAPE COD HOSPITAL			5	100%	5
SOUTHEAST GEORGIA PHYSICIAN ASSOCIATES		4	1	20%	5
Hillspring of Springboro		5			5
ADVENTHEALTH MEDICAL GROUP PEDIATRICS		2	3	60%	5
FORSYTH HOUSE			5	100%	5
HUNT CLUB MEDICAL CARE			5	100%	5
SAFETY HARBOR SENIOR LIVING			5	100%	5
CVS PA1657POCT YORK		4	1	20%	5
UNC HOSPITAL/MCLENDON CLINICAL LABORATORIES			5	100%	5
ST LUCIE COUNTY HEALTH DEPARTMENT		4	1	20%	5
UNIVERSITY OF MIAMI / SCCC RESEARCH LABORATORY			5	100%	5
CVS IL7017POCT BLOOMINGTON		5			5

COVID-19: testing by laboratory

Data through May 14, 2021 verified as of May 15, 2021 at 09:25 AM

Data in this report are provisional and subject to change.

The numbers in the table below represent the number of Florida and non-Florida residents for whom test results were received by the Department of Health. A person can be tested by more than one laboratory and can have both positive and negative results. **Therefore, the sum of the numbers in each column will be larger than the total number of people tested.**

Reporting lab	Inconclusive	Negative	Positive	Percent positive	Total
EAST BANK HOSPITAL - UNIVERSITY OF MINNESOTA MEDICAL CENTER			5	100%	5
PRECISION LABS LLC		2	3	60%	5
Walker BaptistMedCtr		4	1	20%	5
SUTTER TRACY COMMUNITY HOSPITAL			5	100%	5
OPTUMCARE FLORIDA, LLC		3	2	40%	5
DIAGNOSTECHS		4	1	20%	5
NORTHWOOD UNIVERSITY-BENNETT SPORTS CENTER		5			5
BAYSHORE LABORATORY		4	1	20%	5
JOE DIMAGGIO CHILDREN'S HOSPITAL		1	4	80%	5
INNOVATIVE COVID-DIVERSEY			5	100%	5
MINUTECLINIC LLC #3351			5	100%	5
CHAMPLAIN VALLEY PHYSICIANS HOSPITAL		3	2	40%	5
CULLMAN REGIONAL URGENT CARE		4	1	20%	5
BIOTECH CLINICAL LABORATORY			5	100%	5
KETTERING HEALTH			5	100%	5
ADVANCED HEART CARE OF SOUTH FLORIDA		5			5
MIAMI MEDICAL CONSULTANT PA			5	100%	5
EGL GENETICS DIAGNOSTICS			5	100%	5
MEDEXPRESS URGENT CARE - CHERRY HILL		5			5
THE RETREAT AT PORT ORANGE			5	100%	5
CLEVELAND CLINIC MARTIN HEALTH NURSING & RESTORATIVE		5			5
JOHN T MACKAY MD			5	100%	5
MEDEXPRESS - NEW CASTLE, DUPONT HWY		4	1	20%	5
SEASIDE MANOR			5	100%	5
MEDEXPRESS URGENT CARE - WILKES BARRE		4	1	20%	5
GULF COAST VETERANS HCS PANAMA CITY OPC		5			5
PHYSICIANS QUALITY CARE			5	100%	5
MEDEXPRESS URGENT CARE - RUNNEMEDE		3	2	40%	5
ALPHADERA LABS, LLC			5	100%	5
QUEST DIAGNOSTICS PSC		1	4	80%	5
EXCEL URGENT CARE OF NJ, LLC		3	2	40%	5
CVS NC2749POCT CONCORD		5			5
FRANCES WARDE MEDICAL LABORATORY		2	3	60%	5
PIEDMONT FAYETTE HOSPITAL		3	2	40%	5
MINUTECLINIC DIAGNOSTIC OF MICHIGAN, P		5			5
OMNICARE PHARMACY OFTEXAS 1, LP DBA OMNICARE		5			5
ELDER ALTERNATIVES INC		3	2	40%	5
MIAMI CANCER INSTITUTE			5	100%	5
MEMORIAL HEALTHCARE SYSTEM		1	4	80%	5
SIENA COLLEGE SPORTS MEDICINE CENTER		5			5
WATERTOWN URGENT CARE PLLC		5			5
MEDEXPRESS URGENT CARE - DANVILLE		5			5
MEDEXPRESS URGENT CARE- ALLISON PARK		3	2	40%	5
VIDANT MEDICAL CENTER			5	100%	5
TANNER MEDICAL CENTER EAST AL		5			5
MENORAH MANOR			5	100%	5

COVID-19: testing by laboratory

Data through May 14, 2021 verified as of May 15, 2021 at 09:25 AM

Data in this report are provisional and subject to change.

The numbers in the table below represent the number of Florida and non-Florida residents for whom test results were received by the Department of Health. A person can be tested by more than one laboratory and can have both positive and negative results. **Therefore, the sum of the numbers in each column will be larger than the total number of people tested.**

Reporting lab	Inconclusive	Negative	Positive	Percent positive	Total
CVS NV408817POCT LAS VEGAS		1	4	80%	5
Kroger 449 - The Little Clinic Mountain Park		4	1	20%	5
MASSASHUSETTS STATE LAB INSTITUTE		2	3	60%	5
HEALTHCARE NETWORK OF SOUTHWEST FLORIDA			5	100%	5
MONTCLAIR STATE UNIV/HLTH & WELLNESS		5			5
FRESENIUS MEDICAL CARE			5	100%	5
REHABILITATION CENTER AT JUPITER GARDENS		5			5
FRESENIUS KIDNEY CARE SOUTH ORLANDO			5	100%	5
HAWTHORNE HEALTH AND REHABILITATION			5	100%	5
REELFOOT FAMILY WALK IN CLINIC		4	1	20%	5
BLUETAIL MEDICAL GROUP, LLC		4	1	20%	5
SKYLINE UROLOGY		5			5
CLINICAL LABORATORIES OF THE BUFFALO		4	1	20%	5
PINES HEALTH MART PHARMACY		5			5
ADVANCED PEDIATRICS OF BOCA LLC			5	100%	5
CVS IL4778POCT EVANSTON		5			5
PEDIATRICS OF ALTAMONTE		5			5
FLORIDA PRIMARY CARE AND SPORTS MEDICINE INC		2	3	60%	5
CLINICAL PATHOLOGY LABORATORIES			5	100%	5
AHC Decatur County		5			5
MEDEXPRESS URGENT CARE - WALDORF, CRAIN HWY		5			5
MEDICAL UNIVERSITY SC HOSPITAL			5	100%	5
MINUTECLINIC DIAG OF IND, LLC #5369		4	1	20%	5
SCIENCE CARE			5	100%	5
EAST CENTRAL FLORIDA OUT PATIENT IMAGING			5	100%	5
MINUTECLINIC DIAG OF IND, LLC #6472		5			5
FLORIDA HOSPITAL LAKE MARY		5			5
BOND & STEELE CLINIC PA D/B/A BOND CLINIC PA		5			5
JOSEPH SCHENKER MD PC		5			5
COOPER HOSPITAL/UNIVERSITY MEDICAL		5			5
LABCORP UNSPECIFIED		5			5
ST JOSEPHS BEHAVIORAL HEALTH CENTER			5	100%	5
WYOMING PUBLIC HEALTH LAB			5	100%	5
CVS AZ9290POCT PHOENIX		4	1	20%	5
THE UNIVERSITY OF VERMONT MEDICAL CENTER		4	1	20%	5
LABS PLUS LLC		5			5
CVS CA9606POCT TEMECULA		5			5
CVS MA929POCT FRANKLIN		5			5
BAPTIST HOSPITAL EMPLOYEE HEALTH OFF			5	100%	5
Louis Stokes Cleveland VA - Midtown Dialysis Center		5			5
PIEDMONT NEWNAN HOSPITAL		4	1	20%	5
THE CLINIC OF PEDIATRICS & GI MEDICINE, INC			5	100%	5
MEDEXPRESS URGENT CARE - BECKLEY CROSS		4	1	20%	5
WILLOW CREEK RETIREMENT CENTER		5			5
Arbors at Marietta		5			5
JUPITER ISLAND MEDICAL CLINIC INC		5			5

COVID-19: testing by laboratory

Data through May 14, 2021 verified as of May 15, 2021 at 09:25 AM

Data in this report are provisional and subject to change.

The numbers in the table below represent the number of Florida and non-Florida residents for whom test results were received by the Department of Health. A person can be tested by more than one laboratory and can have both positive and negative results. **Therefore, the sum of the numbers in each column will be larger than the total number of people tested.**

Reporting lab	Inconclusive	Negative	Positive	Percent positive	Total
AHF PUBLIC HEALTH LABORATORY			5	100%	5
CVS MA217POCT TEWKSBURY		4	1	20%	5
COLUMBIA MEMORIAL HOSPITAL LABORATORY		5			5
FLORIDA HEALTH CARE PLANS STIRLING CENTER			5	100%	5
SONATA VERO BEACH		5			5
COMMONS AT ORLANDO LUTHERAN TOWERS SNF			5	100%	5
CVS NC2771POCT CLAYTON		4	1	20%	5
CELERION			5	100%	5
MINUTECLINIC DIAGNOSTIC OF OHIO #5060		4	1	20%	5
MEDEXPRESS URGENT CARE - MOUNTAIN HOME		4	1	20%	5
DAVENPORT PEDIATRICS PA		1	4	80%	5
BRIGHAM AND WOMEN'S HOSPITAL		1	4	80%	5
URGENT TEAM MANAGEMENT OF TENNESSEE, L		4	1	20%	5
MEDEXPRESS URGENT CARE, MILLCREEK		5			5
MINUTECLINIC DIAGNOSTIC OF PENNSYLVANIA, LLD #1545		5			5
WINCHESTER MEDICAL CENTER			5	100%	5
MEDEXPRESS URGENT CARE - BRIDGEVILLE		5			5
FARRIOR FACIAL PLASTIC SURGERY		5			5
PIEDMONT HOSPITAL LAB			5	100%	5
DEPARTMENT OF PATHOLOGY ROME MEMORIAL		3	2	40%	5
ST JOHNS BIOMEDICAL LAB		5			5
WELL HEALTH WORKS, LLC - THE GARDEN THEATER		5			5
MINUTECLINIC DIAGNOSTIC MED GRP OF SAN		4	1	20%	5
Brookcrest Nursing Home		5			5
MID FLORIDA HEALTH INC			5	100%	5
STEUBEN COUNTY PUBLIC HEALTH		5			5
RELIANT IMMUNE DIAGNOSTICS			5	100%	5
PREMIER MEDICAL LABORATORY	1	2	2	40%	5
UCF STUDENT HEALTH SERVICES LABORATORY		2	3	60%	5
DICKSON MEDICAL ASSOCIATES PC PATH LAB		4	1	20%	5
PREMIER PEDIATRICS		1	4	80%	5
Life Care Center of Estero			5	100%	5
AKRON GENERAL MEDICAL CENTER MAIN		5			5
Kroger 125 - The Little Clinic Castle Rock		3	1	25%	4
LIVINGSTON COUNTY DEPT OF HEALTH REPRO			4	100%	4
GENUS DIAGNOSTICS			4	100%	4
ASCENDI HOME HEALTH AGENCY INC			4	100%	4
Overton Brooks VAMC		4			4
AURORA BAYCARE UROLOGY			4	100%	4
URGENT CARE - OCONEE		2	2	50%	4
IMA MEDICAL CENTER OF OVIEDO			4	100%	4
MAURY REGIONAL MEDICAL CENTER		4			4
CVS NH1004POCT SALEM		3	1	25%	4
HAWAII DEPARTMENT OF HEALTH			4	100%	4
TMH REHABILITATION CENTER		4			4
MOUNT SINAI AVENTURA DIAGNOSTIC CENTER			4	100%	4

COVID-19: testing by laboratory

Data through May 14, 2021 verified as of May 15, 2021 at 09:25 AM

Data in this report are provisional and subject to change.

The numbers in the table below represent the number of Florida and non-Florida residents for whom test results were received by the Department of Health. A person can be tested by more than one laboratory and can have both positive and negative results. **Therefore, the sum of the numbers in each column will be larger than the total number of people tested.**

Reporting lab	Inconclusive	Negative	Positive	Percent positive	Total
EPI			4	100%	4
MEDEXPRESS URGENT CARE - TEAYS VALLEY		3	1	25%	4
CVS MI8091POCT FRASER		3	1	25%	4
Bay View Nursing and Rehabilitation Center		3	1	25%	4
NHC HealthCare, Cookeville		4			4
Westminster Manor		3	1	25%	4
GREEN BAY BLIZZARD OFFICE		4			4
TARPON SPRINGS PEDIATRICS, LLC			4	100%	4
PATHOLOGY REFERENCE LAB LLC			4	100%	4
MOBILE URGENT CARE			4	100%	4
OPTUM FLORIDA		3	1	25%	4
CVS NH2257POCT MANCHESTER		4			4
ARCPPOINT LABS OF ALTAMONTE SPRINGS		2	2	50%	4
BUCKINGHAM PLACE ALF		4			4
MC DIAGNOSTIC OF CONNECTICUT, PC #252		3	1	25%	4
MINUTECLINIC DIAGNOSTIC OF NORTH CARO		4			4
SOUTHLAND SUITES OF LAKELAND			4	100%	4
MEDEXPRESS URGENT CARE - HACKETTSTOWN		3	1	25%	4
MICHIGAN HEALTH CLINIC LABORATORIES		3	1	25%	4
SOUTH FLORIDA URGENT CARE CENTERS, LLC			4	100%	4
VA Boston HCS-West Roxbury Division		3	1	25%	4
TRUE HEALTH- HOFFNER		3	1	25%	4
BRENTWOOD SENIOR LIVING AT ST PETE			4	100%	4
WELLSTREET BUCKHEAD SOUTH		3	1	25%	4
SINAI PLAZA NURSING AND REHAB CENTER			4	100%	4
CVS OH4300POCT STRONGSVILLE		4			4
SOFTCELL L-FORM LABORATORIES, LLC		1	3	75%	4
CUMBERLAND MEDICAL CENTER INC		4			4
CENTRAL FLORIDA WELLNESS LLC		4			4
PM PEDIATRICS OF BAYSIDE, PLLC - MANHASSET		4			4
CRESTAR LABS		2	2	50%	4
CVS NE5714POCT OMAHA		3	1	25%	4
BETHESDA HOSPITAL WEST BLOOD GAS LAB			4	100%	4
SOUTH MIAMI HOSPITAL		1	3	75%	4
PILGRIM PHARMACY INC		4			4
CVS TX3292POCT WYLIE		4			4
CVS PA10825POCT PLYMOUTH MEETING		4			4
CAREWELL 202			4	100%	4
CORIZON HEALTH INC			4	100%	4
GET WELL EXPRESS URGENT CARE & WALK-IN CLINIC			4	100%	4
WILLIAM A HINTON STATE LABORATORY INSTITUTE		1	3	75%	4
CAPTAIN JAMES A. LOVELL FEDERAL HEALTHCARE CENTER			4	100%	4
MEMORIAL HEALTH CARE SYSTEMS			4	100%	4
HAMPTON ALF AT 24TH ROAD LLC			4	100%	4
Glenis Dr VA Outpatient Clinic		3	1	25%	4
SUMMERFORD NURSING HOME, INC.		4			4

COVID-19: testing by laboratory

Data through May 14, 2021 verified as of May 15, 2021 at 09:25 AM

Data in this report are provisional and subject to change.

The numbers in the table below represent the number of Florida and non-Florida residents for whom test results were received by the Department of Health. A person can be tested by more than one laboratory and can have both positive and negative results. **Therefore, the sum of the numbers in each column will be larger than the total number of people tested.**

Reporting lab	Inconclusive	Negative	Positive	Percent positive	Total
INTERMARKET FACILITY			4	100%	4
Heartland of Boynton Beach			4	100%	4
OHIO CVS STORES		3	1	25%	4
SPRINGHILL MEMORIAL HOSPITAL		4			4
MEDEXPRESS URGENT CARE CHICOPEE		3	1	25%	4
CVS CA9145POCT SANTEE		3	1	25%	4
CVS MA915POCT BEVERLY		2	2	50%	4
CVS MA2125POCT NATICK		3	1	25%	4
EAST TENNESSEE CHILDREN'S HOSPITAL		3	1	25%	4
BETHPAGE MEDICAL PLLC		4			4
WESLEY CHAPEL INTERNAL MEDICINE AND PEDIATRICS			4	100%	4
PALM BEACH CANCER INSTITUTE			4	100%	4
WAKE FOREST MEDICAL CENTER LABORATORY			4	100%	4
Eldorado Rehab & Healthcare		4			4
CORTLAND REGIONAL MEDICAL CENTER		4			4
ORANGE COUNTY HEALTH DEPARTMENT		2	2	50%	4
EXTENDICARE HEALTH & REHAB CENTER		4			4
MINUTECLINIC, LLC #5707		4			4
OPTUM OF RED ROAD		4			4
UNIVERSITY OF WASHINGTON MEDICAL CENTER (UWMC) EMERGENCY DEPT.			4	100%	4
VA OUTPATIENT PHARMACY			4	100%	4
CENTRAL FLORIDA INTERNAL OCCUPATIONAL AND		4			4
KENTUCKY CABINET FOR HEALTH AND FAMILY SERVICES			4	100%	4
SONIC REFERENCE LABORATORY			4	100%	4
CROSSROADS URGENT CARE PLLC		4			4
PRIMECARE		2	2	50%	4
APOPKA FAMILY HEALTH CENTER		3	1	25%	4
CVS MA969POCT PALMER		4			4
BARTON MEMORIAL HOSPITAL		3	1	25%	4
CVS CA9485POCT MISSION VIEJO		4			4
LIVERNE HEALTH AND REHABILITATION		4			4
CVS MA654POCT ACTON		4			4
PANCARE HEALTH - PONCE DE LEON			4	100%	4
ADVENTHEALTH NEW SMYRNA BEACH COMMUNITY HEALTH			4	100%	4
NEXT BIO RESEARCH SERVICES, LLC		1	3	75%	4
CVS CA9751POCT AGOURA		4			4
PINELLAS POINT NURSING AND REHAB			4	100%	4
MEDEXPRESS URGENT CARE - FORT SMITH		4			4
CVS CA9858POCT SANTA CLARITA		3	1	25%	4
Crowne Health Care of Greenville		4			4
CHILDREN'S MEDICAL GROUP		4			4
MEDEXPRESS URGENT CARE - WESTFIELD, E MAIN ST		3	1	25%	4
CATSKILL REGIONAL MEDICAL CENTER		4			4
CVS TX5807POCT PEARLAND		4			4
AIRPORT CLINIC			4	100%	4
15 TO KNOW			4	100%	4

COVID-19: testing by laboratory

Data through May 14, 2021 verified as of May 15, 2021 at 09:25 AM

Data in this report are provisional and subject to change.

The numbers in the table below represent the number of Florida and non-Florida residents for whom test results were received by the Department of Health. A person can be tested by more than one laboratory and can have both positive and negative results. **Therefore, the sum of the numbers in each column will be larger than the total number of people tested.**

Reporting lab	Inconclusive	Negative	Positive	Percent positive	Total
RELIANT ACUTE CARE			4	100%	4
Kroger 895 - The Little Clinic Green Hills		4			4
MD ANDERSON			4	100%	4
FLORIDA HEART AND VASCULAR			4	100%	4
Loretto Health and Rehabilitation Center		4			4
CVS CA8861POCT BUENA PARK		4			4
RAJ K PAI MD PA			4	100%	4
RENE F CEDENO DMD PA		4			4
CVS IN6555POCT BROWNSBURG		4			4
ADMERA HEALTH			4	100%	4
Orchid Cove at Naples			4	100%	4
CVS TX7156POCT RICHARDSON		4			4
FLORIDA HOSPITAL LABORATORIES		4			4
MONTANA DEPARTMENT OF PUBLIC HEALTH & HUMAN SERVICES			4	100%	4
Calusa Harbour			4	100%	4
BIOTEST PLASMA CENTER		4			4
MEDEXPRESS URGENT CARE - CINNAMINSON		3	1	25%	4
COLONIAL MEDICAL CENTER-EAST ORLANDO			4	100%	4
THE OASIS ALF		4			4
ST JOHN'S RIVERSIDE HOSPITAL		3	1	25%	4
FAMILY MEDICAL CLINIC HOMESTEAD, LLC			4	100%	4
WELLSTREET - PONCE DE LEON		4			4
CVS MN6811POCT PLYMOUTH		4			4
MEDHELP PELHAM		4			4
HALIFAX HEALTH CARE FOR WOMEN		3	1	25%	4
State Lab Unspecifd			4	100%	4
MEDEXPRESS URGENT CARE - WICHITA, S SENECA ST		2	2	50%	4
NOT GIVEN		1	3	75%	4
Good Samaritan Society - Fairfield Glade		4			4
LB Broen Home		4			4
HEALTHQUEST, INC		3	1	25%	4
CLINICAL CARE CENTER, INC			4	100%	4
MAILBOX DIAGNOSTICS		2	2	50%	4
ELITE PRIMARY CARE OF WAYCROSS		1	3	75%	4
Hunterdon Medical Center Laboratory		4			4
GERALD CHAMPION REGIONAL MEDICAL CENTE		4			4
CVS NV8784POCT LAS VEGAS		3	1	25%	4
COVID PROCESSING SITE			4	100%	4
Kennedy University Hospital -Wash Twp L		4			4
Millennium Nursing & Rehab Center		4			4
CARTERSVILLE MEDICAL CENTER		1	3	75%	4
L3HARRIS FAMILY MEDICAL CENTER			4	100%	4
UF HEALTH PATHOLOGY LABORATORIES			4	100%	4
CVS AZ5026POCT MESA		4			4
SIGNATURE CARE EMERGENCY CENTER		2	2	50%	4
KAISER PERMANENTE REGIONAL LAB		4			4

COVID-19: testing by laboratory

Data through May 14, 2021 verified as of May 15, 2021 at 09:25 AM

Data in this report are provisional and subject to change.

The numbers in the table below represent the number of Florida and non-Florida residents for whom test results were received by the Department of Health. A person can be tested by more than one laboratory and can have both positive and negative results. **Therefore, the sum of the numbers in each column will be larger than the total number of people tested.**

Reporting lab	Inconclusive	Negative	Positive	Percent positive	Total
OLYMPUS HEALTH AND PERFORMANCE			4	100%	4
NDX-CORE LAB			4	100%	4
FLORIDA CANCER SPECIALISTS AND RESEARCH		2	2	50%	4
NHC HealthCare, Pulaski		4			4
PLAINVIEW PRIMARY CARE		4			4
JOHNNIE RUTH CLARKE LAB			4	100%	4
SACRED HEART HEALTH SYSTEMS INC			4	100%	4
MEDEXPRESS URGENT CARE - LITTLE ROCK		3	1	25%	4
MEDFIRST URGENT CARE			4	100%	4
BAPTIST HEALTH MEDICAL CENTER			4	100%	4
CARE ONE PRIMARY CARE			4	100%	4
CVS MA1006POCT BROCKTON		4			4
PARKWAY DRUGS OF ONEIDA COUNTY NORTH I		3	1	25%	4
CVS NJ1927POCT GREEN BROOK		4			4
DEPARTMENT OF HEALTH/ NEW YORK			4	100%	4
CVS OH6167POCT ASHLAND		4			4
EXPRESS TESTING-ONE			4	100%	4
ST. MARY'S HOSPITAL			4	100%	4
ORLANDO REGIONAL HEALTH SERVICES		2	2	50%	4
POINTE MEDICAL SERVICES INC		2	2	50%	4
WALGREENS #3811		1	3	75%	4
HOME DOCS		2	2	50%	4
CVS CA9492POCT YORBA LINDA		4			4
ADVENTHEALTH MEDICAL GROUP ADULT AND SENIOR HEALTH		1	3	75%	4
REMEDY URGENT CLINIC		2	2	50%	4
CAPITAL HEALTH LABORATORY INC			4	100%	4
AFFINITY URGENT CARE			4	100%	4
WELLSTAR PAULDING HOSPITAL		4			4
DR. G'S URGENT CARE			4	100%	4
NOVANT HEALTH PRESBYTERIAN		2	2	50%	4
DYNACARE LABORATORIES			4	100%	4
MEDEXPRESS URGENT CARE, LANCASTER WEST		2	2	50%	4
SIGNATURE CARE MONTROSE		2	2	50%	4
DACH MAIN LAB			4	100%	4
VA Ann Arbor HCS		3	1	25%	4
PRESBYTERIAN FAMILY HEALTHCARE-KASEMAN		4			4
CVS OH6164POCT DELAWARE		4			4
MARSHFIELD LABORATORIES			4	100%	4
STONE CLINICAL LABORATORIES OF FL LLC		4			4
MOBIL LAB FOR ALL INC		4			4
FLORIDA MEDICAL CENTER		1	3	75%	4
Metro West Nursing and Rehab			4	100%	4
OCEAN MEDICAL CENTER		3	1	25%	4
MEDEXPRESS URGENT CARE - MARKHAM STREE		3	1	25%	4
Marian Manor, Inc		4			4
INFINITI LABS INC			4	100%	4

COVID-19: testing by laboratory

Data through May 14, 2021 verified as of May 15, 2021 at 09:25 AM

Data in this report are provisional and subject to change.

The numbers in the table below represent the number of Florida and non-Florida residents for whom test results were received by the Department of Health. A person can be tested by more than one laboratory and can have both positive and negative results. **Therefore, the sum of the numbers in each column will be larger than the total number of people tested.**

Reporting lab	Inconclusive	Negative	Positive	Percent positive	Total
MEDEXPRESS URGENT CARE - WEXFORD		4			4
Health Care Center of Jacksonville			4	100%	4
HAVEN CUSTEAD CARE CENTER		1	3	75%	4
MINUTECLINIC DIAGNOSTIC OF TEXAS, LLC #7435		2	2	50%	4
MERCY HOSPITAL			4	100%	4
UNIVERSITY OF MIAMI STUDENT HEALTH SERVICE			4	100%	4
MEDRITE MEDICAL CARE PC		4			4
PANCARE HEALTH YOUNGSTOWN			4	100%	4
MEDEXPRESS URGENT CARE - TULSA, S YALE AVE		4			4
SOUTHEASTERN REGIONAL MEDICAL CENTER			4	100%	4
DEBORAH HEART AND LUNG CENTER		4			4
DERMATOLOGY SPECIALISTS OF FL - DR. JON WARD			4	100%	4
AFC URGENT CARE GUNBARREL			4	100%	4
FASTMED URGENT CARE			4	100%	4
CONSOLIDATED LABORATORY SERVICES			4	100%	4
SHARP MEMORIAL HOSPITAL MICROBIOLOGY DEPT			4	100%	4
COOK HOSPITAL AND CARE CENTER		3	1	25%	4
CHILDREN'S HEALTHCARE OF ATLANTA		4			4
University Plaza Rehabilitation and Nursing			4	100%	4
AHC of Mckenzie		4			4
LOUISIANA DEPT. OF HEALTH AND HOSPITALS-INFECTIOUS DISEASE EPI SECTION			4	100%	4
CVS IL2297144CV CHICAGO		4			4
FCHC (OB)-DARWIN SQUARE CTR.			4	100%	4
OMNICARE PHARMACY OF TEXAS 1		4			4
CVS TX1057POCT SAN ANTONIO		3	1	25%	4
HELIX BIOMEDICS LLC			4	100%	4
SIMEDHEALTH, LLC		2	2	50%	4
MD NOW URGENT CARE - DELRAY WEST			4	100%	4
COVENIENT CARE MEDICAL CLINIC			4	100%	4
Sears Coastal Nursing and Rehab		4			4
INDIAN RIVER SHERIFF OFFICE		4			4
CANOPY PEDIATRICS		4			4
CVS OH4301POCT NORTHFIELD		4			4
HEARTLAND - CHARLESTON OF HANAHAN SC,		4			4
Mill Valley Care Center		4			4
MPG JACKSONVILLE ATLANTIC BLVD		1	3	75%	4
Willowbrooke Court at Country House		4			4
BRANDON REGIONAL EMERGENCY CTR			4	100%	4
PENINSULA REGIONAL MED CTR LAB			4	100%	4
ASPEN VALLEY HOSPITAL			4	100%	4
FLORIDA DEPARTMENT OF HEALTH (FDOH)		2	2	50%	4
Kroger 124 - The Little Clinic University		3	1	25%	4
Kroger 339 - The Little Clinic Highlands - Bardstown Road		4			4
GUTHRIE MEDICAL GROUP - CORNING		3	1	25%	4
IMIC INC RESEARCH			4	100%	4
WALGREENS #07034		4			4

COVID-19: testing by laboratory

Data through May 14, 2021 verified as of May 15, 2021 at 09:25 AM

Data in this report are provisional and subject to change.

The numbers in the table below represent the number of Florida and non-Florida residents for whom test results were received by the Department of Health. A person can be tested by more than one laboratory and can have both positive and negative results. **Therefore, the sum of the numbers in each column will be larger than the total number of people tested.**

Reporting lab	Inconclusive	Negative	Positive	Percent positive	Total
BROOME COUNTY HEALTH DEPARTMENT		3	1	25%	4
SINAI POST ACUTE NURSING AND REHAB CE		4			4
OKLAHOMA STATE UNIVERSITY DIAGNOSTIC LAB			4	100%	4
NEULIFE NEUROLOGICAL SERVICES LLC			4	100%	4
JUPITER INTERNAL MEDICINE AND ASSOCIATES			4	100%	4
Kroger 186 - The Little Clinic Holiday Manor		3	1	25%	4
ST. LUKE'S HOSPITAL - BETHLEHEM CAMPUS		1	3	75%	4
DEPARTMENT OF HEALTH AND ENVIRONMENTAL CONTROL			4	100%	4
LAKE MARY PEDIATRICS			4	100%	4
BELLIN HEALTH LAB		1	3	75%	4
CVS OH4499POCT LYNDHURST		2	2	50%	4
TAVARES VA COMMUNITY OUTPATIENT CLINIC		4			4
GILCHRIST COUNTY HEALTH DEPT			4	100%	4
LIFE CARE HOME HEALTH SERVICES LLC		1	3	75%	4
SANFORD SOUTH UNIVERSITY		4			4
CVS OH2381POCT LEWIS CENTER		4			4
SOMA MEDICAL CENTER PA #3 PALOMINO			4	100%	4
NEMOURS CHILDREN'S URGENT CARE LAKE NONA			4	100%	4
Oak Creek Terrace		4			4
ELEVATION DIAGNOSTICS		4			4
DEPARTMENT OF HEALTH AND HUMAN SERVICES		2	2	50%	4
BAPTIST HOSPITAL NURSING/PATIENT CARE			4	100%	4
AIREVAC INTERNATIONAL		4			4
ACCENT PHYSICIAN SPECIALISTS PA		4			4
INTERMOUNTAIN HEALTHCARE CENTRAL LABORATORY			4	100%	4
MARK HOANG MD PA			4	100%	4
CENTERPLACE HEALTH, INC			4	100%	4
REGIONAL MEDICAL LAB			4	100%	4
BE WELL PHARMACY		4			4
COMMUNITY HEALTH CENTERS INC			4	100%	4
ELIZABETH CITY HEALTH & REHABILITATION		4			4
CVS CT288POCT BRISTOL		3	1	25%	4
Kroger 959 - The Little Clinic Carmel		4			4
MINUTECLINIC DIAG OF IND, LLC #6908		4			4
ST PETE DIRECT PRIMARY CARE		2	2	50%	4
HARBORCHASE OF VILLAGES CROSSING			4	100%	4
PHYSICIANS IMMEDIATE CARE AURORA			4	100%	4
INDUSTRY LAB DIAGNOSTIC PARTNERS			4	100%	4
BETTERMED URGENT CARE			4	100%	4
CVS M08555POCT KANSAS CITY		4			4
MINUTECLINIC DIAGNOSTIC OF PA LLC		4			4
LIFEHOPE LABS			4	100%	4
ANY LAB TEST FAST CORP		3	1	25%	4
MINUTECLINIC DIAGNOSTIC PA #3344		4			4
CONSULATE HEATH CARE AT WEST ALTAMONTE			4	100%	4
RML PHARMACY PC		4			4

COVID-19: testing by laboratory

Data through May 14, 2021 verified as of May 15, 2021 at 09:25 AM

Data in this report are provisional and subject to change.

The numbers in the table below represent the number of Florida and non-Florida residents for whom test results were received by the Department of Health. A person can be tested by more than one laboratory and can have both positive and negative results. **Therefore, the sum of the numbers in each column will be larger than the total number of people tested.**

Reporting lab	Inconclusive	Negative	Positive	Percent positive	Total
SONNI'S PEDIATRICS		1	3	75%	4
JFK INTERNAL MEDICINE FACULTY PRACTICE		2	2	50%	4
ASCENSION ST VINCENT'S MEDICAL CENTER		3	1	25%	4
SUMNER REGIONAL MEDICAL CENTER		3	1	25%	4
MIDDLETON PEDIATRICS			4	100%	4
MIAMI COMMUNITY HEALTH CENTER INC		1	3	75%	4
LAKE FOREST PARK OP CO LLC		4			4
LEESBURG REGIONAL MEDICAL CENTER URGENT CARE			4	100%	4
ARCPPOINT LABS OF FORT LAUDERDALE, FL CENTRAL		1	3	75%	4
ENCOMPASS HOME HEALTH		4			4
SOUTH FLORIDA PEDIATRIC PARTNERS			4	100%	4
MAYO CLINIC BEACHES PRIMARY CARE CTR		3	1	25%	4
EMERALD TRACE		4			4
REHABILITATION CENTER OF WINTER PARK,THE			4	100%	4
CVS CT692POCT NORTH HAVEN		4			4
WINDER NURSING INC DBA WINDER HEALTH CARE		4			4
ENGLE CENTER FOR HEALTH SERVICES		4			4
MEDEXPRESS URGENT CARE - ANDERSON		4			4
BEAUFORT MEMORIAL			4	100%	4
REFUGE A HEALING PLACE, THE			4	100%	4
FLORIDA HOSPITAL ALTAMONTE		2	2	50%	4
CVS CA8872POCT ALISO VIEJO		4			4
UNIVERSITY OF MICHIGAN		2	2	50%	4
CVS PA4000POCT INDIANA		4			4
BARRANCO CLINIC PA, THE	1	3			4
CVS MO4850POCT SPRINGFIELD		4			4
COVANCE CLS			4	100%	4
STANFORD HEALTH CARE ANATOMIC PATHOLOGY & CLINICAL LAB			4	100%	4
MEDEXPRESS URGENT CARE, HANOVER		3	1	25%	4
MINUTECLINIC DIAG OF IND LLC #1367		4			4
JERSEY IRISH MEDICAL (DBA AFC URGENT C		3	1	25%	4
Crowne Health Care of Montgomery		4			4
HCR ManorCare Greentree		4			4
VITAL CARE URGENT CARE			4	100%	4
CVS CA9803POCT RIVERSIDE		4			4
PREMIER PEDIATRICS LLC			4	100%	4
ManorCare Health Services Camp Hill		4			4
Smoky Mountain Nursing and Rehabilitation Center		4			4
WE CARE - CARNIVAL CRUISELINE		4			4
LAKESIDE HOSPITAL BELLE GLADE			4	100%	4
LEON MEDICAL CENTERS, LLC			4	100%	4
PM PEDIATRICS OF SELDEN PLLC		4			4
PROMPT CARE OF CENTRAL FLORIDA LLC		1	3	75%	4
UVA HEALTH SYSTEM MEDICAL LABORATORIES			4	100%	4
LATCHER LABORATORY OF A O FOX MEMORIAL		2	2	50%	4
MEDEXPRESS URGENT CARE NORWIN		4			4

COVID-19: testing by laboratory

Data through May 14, 2021 verified as of May 15, 2021 at 09:25 AM

Data in this report are provisional and subject to change.

The numbers in the table below represent the number of Florida and non-Florida residents for whom test results were received by the Department of Health. A person can be tested by more than one laboratory and can have both positive and negative results. **Therefore, the sum of the numbers in each column will be larger than the total number of people tested.**

Reporting lab	Inconclusive	Negative	Positive	Percent positive	Total
Medilodge of Alpena		4			4
DTR LABS		3	1	25%	4
CVS MA920POCT CLINTON		4			4
INTRACOASTAL LABS INC		4			4
CAREWELL URGENT CARE			4	100%	4
MEDICINE SHOPPE #1306 THE		3	1	25%	4
SMOKY MOUNTAIN URGENT CARE AND FAMILY MEDICINE CENTER			4	100%	4
MEDEXPRESS URGENT CARE-ARLINGTON		3	1	25%	4
SunTerrace Health Care Center		3	1	25%	4
MEADOWS AT CYPRESS GARDENS, THE		3	1	25%	4
ACHN CLINIC			4	100%	4
LOYOLA UNIVERSITY MEDICAL CENTER LABORATORY			4	100%	4
DEACONESS HOSPITAL			4	100%	4
PEACEHEALTH LABORATORIES		3	1	25%	4
SOUTHWESTERN REGIONAL MEDICAL CENTER - TULSA		4			4
GASTROENTEROLOGY ASSOC OF PENSACOLA, PA		2	2	50%	4
MEDEXPRESS URGENT CARE, FAIRMONT		4			4
CALLE OCHO DIALYSIS			4	100%	4
MEDEXPRESS URGENT CARE-VINLAND SOUTH		3	1	25%	4
UAB URGENT CARE CLINIC			4	100%	4
STEAMBOAT EMERGENCY CENTER			4	100%	4
ADVANCED URGENT CARE LLC		1	3	75%	4
John L. McClellan Memorial Veterans Hospital		4			4
SOUTH BAY CORRECTIONAL FACILITY			4	100%	4
HARBOUR ISLAND PEDIATRICS LLC			4	100%	4
CARENOW-LEBANON		2	2	50%	4
CVS MINUTE CLINIC		1	3	75%	4
CVS MA2297677CV BOSTON		4			4
NEMOURS CHILDREN'S CLINIC			4	100%	4
FAMILY MEDICINE AT WATERMAN		4			4
BAYLOR ESOTERIC AND MOLECULAR LAB			4	100%	4
MEDEXPRESS URGENT CARE-SELINGSGROVE		3	1	25%	4
WHITE EARTH IHS MAIN LAB		4			4
BAYSTATE MEDICAL CENTER		2	2	50%	4
HILLVIEW LABORATORY			4	100%	4
MEDAC AT PORTERS NECK			4	100%	4
BETHPAGE EXTENDED HOURS CENTER		4			4
SUMMIT CLINICAL LABORATORIES LLC			4	100%	4
MEDEXPRESS URGENT CARE- FORT WORTH N T		4			4
RIVER CITY MEDICAL ASSOCIATES INC			4	100%	4
Harbor House		4			4
FLORENCE - HUNTSVILLE HOSPITAL URGENT CARE		3	1	25%	4
CVS MINUTE CLINIC DIAGNOSTIC MED GRP		4			4
CELEBRATION PEDIATRICS			4	100%	4
WALGREENS #04311		4			4
NAVAL HOSPITAL CAMP PENDLETON			4	100%	4

COVID-19: testing by laboratory

Data through May 14, 2021 verified as of May 15, 2021 at 09:25 AM

Data in this report are provisional and subject to change.

The numbers in the table below represent the number of Florida and non-Florida residents for whom test results were received by the Department of Health. A person can be tested by more than one laboratory and can have both positive and negative results. **Therefore, the sum of the numbers in each column will be larger than the total number of people tested.**

Reporting lab	Inconclusive	Negative	Positive	Percent positive	Total
HAMILTON MEDICAL CENTER LABORATORY		2	2	50%	4
LAHEY CLINIC MEDICAL CENTER			4	100%	4
ACCESS RECOVERY SOLUTIONS LLC			4	100%	4
FAMILY MEDICINE AT WINTER PARK			4	100%	4
COMMUNITY PHYSICIANS OF NORTH PORT PA			4	100%	4
LABQ CLINICAL DIAGNOSTICS		4			4
Lakeview Village		4			4
HEALTH EXPRESS URGENT CARE		2	2	50%	4
FLORIDA HEALTHCARE PLAN			4	100%	4
COMMUNITY HEALTH CENTER OF WEST PALM BEACH			4	100%	4
ROAN DRUG COMPANY LLC		4			4
URGENT CARE OF THE SMOKIES			4	100%	4
HACKENSACK MERIDIAN URGENT CARE, PC		4			4
FHCP – ORMOND BEACH			4	100%	4
AFTER HOURS PEDS			4	100%	4
MEDEXPRESS URGENT CARE - SOMERSET TOWNSHIP		4			4
1ST CHOICE URGENT CARE CENTER LLC		3	1	25%	4
FISHERMEN'S HOSPITAL			4	100%	4
MEDICAL CENTER ENTERPRISE			4	100%	4
PDL PHARMACY CORP			4	100%	4
CVS HEALTH, #5962		4			4
CVS PA1193POCT JENKINTOWN		4			4
MINNESOTA DEPARTMENT OF HEALTH LABORATORY	1		3	75%	4
Georgiana Health and Rehabilitation, LLC		4			4
UNIVERSITY OF MIAMI HOSPITALS & CLINIC			4	100%	4
MYKIDZMD PEDIATRICS PLLC		4			4
CVS CA9497POCT IRVINE		4			4
FHPG TAMPA PRIMARY CARE			4	100%	4
TOTAL RENAL LAB		3	1	25%	4
Kroger 752 - The Little Clinic Central Station		3	1	25%	4
H/L of West Ashley Rehabilitation and Nursing Center		4			4
UNION CITY MANOR NURSING CENTER		4			4
MINUTECLINIC DIAGNOSTIC OF VIRGINIA, LLC #392		4			4
Bethany Health and Rehab		4			4
FLORIDA HOSPITAL PHYSICIANS GROUP		1	3	75%	4
NYC PUBLIC HEALTH LABS			4	100%	4
CVS MA1179POCT HUDSON		2	1	33%	3
MEDEXPRESS URGENT CARE - LAWRENCE		3			3
ISLAND NURSING HOME		2	1	33%	3
CVS NC4169POCT FAYETTEVILLE		3			3
LIFE CARE CENTER OF SKAGIT VALLEY		3			3
PUBLIC HEALTH TRUST OF MIAMI DADE COUNTY			3	100%	3
CROSSROADS URGENT CARE DBA URGENT TEA		3			3
US SPECIALTY LABS			3	100%	3
EMORY CRAWFORD LONG HOSPITAL			3	100%	3
INTERNAL MEDICINE AND WOUND CARE SPECIALIST LLC		3			3

COVID-19: testing by laboratory

Data through May 14, 2021 verified as of May 15, 2021 at 09:25 AM

Data in this report are provisional and subject to change.

The numbers in the table below represent the number of Florida and non-Florida residents for whom test results were received by the Department of Health. A person can be tested by more than one laboratory and can have both positive and negative results. **Therefore, the sum of the numbers in each column will be larger than the total number of people tested.**

Reporting lab	Inconclusive	Negative	Positive	Percent positive	Total
STARLING AT SAN JOSE			3	100%	3
OPP HEALTH AND REHABILITATION		3			3
WEST TN HEALTH MED NORTH		3			3
ROANE MEDICAL CENTER		2	1	33%	3
PINELLAS CHD - CLEARWATER		2	1	33%	3
WEILL CORNELL MEDICAL ASSOCIATES - EAST SIDE		3			3
CVS TX19POCT SPRING		3			3
Kroger 768 - The Little Clinic Leestown Rd		2	1	33%	3
WHOLE CHILD PEDIATRICS			3	100%	3
FLORIDA MENTOR-POINT WEST CLUSTER		3			3
NEW YORK STATE DEPARTMENT OF HEALTH		1	2	67%	3
FOUR WINDS BEHAVIORAL HEALTH		3			3
Medilodge of Montrose		3			3
HARRINGTON PARK HEALTH AND REHAB		3			3
CHEROKEE COUNTY HEALTH AND REHAB CENTER		3			3
BROOKDALE OAKBRIDGE		1	2	67%	3
BROOKDALE ALTAMONTE SPRINGS			3	100%	3
2412 LEBANON PIKE		2	1	33%	3
THE PATHOLOGY LABORATORY		1	2	67%	3
MEDEXPRESS URGENT CARE - JEANNETTE		3			3
SPRING LAKE REHABILITATION CENTER			3	100%	3
HEALGEN SCIENTIFIC			3	100%	3
GULF COAST IMMEDIATE CARE CENTER		1	2	67%	3
INTERNAL MEDICINE & PEDIATRICS WELLNESS CENTER			3	100%	3
Kroger 522 - The Little Clinic Gahanna		2	1	33%	3
ADVENTHEALTH SEBRING- INFECTION CONTROL DEPARTMENT			3	100%	3
MEDEXPRESS URGENT CARE GREENSBURG		2	1	33%	3
LEGACY ER AND URGENT CARE			3	100%	3
BAPTIST PRIMARY CARE FERNANDINA BEACH			3	100%	3
Kroger 448 - The Little Clinic Mason		3			3
FULGENT GENETICS HOUSTON		3			3
GARCIA MORALES NELSON			3	100%	3
CVS NV5942POCT LAS VEGAS		3			3
BETHESDA HOSPITAL EAST BLOOD GAS LAB			3	100%	3
MEDICAL CENTER OF CENTRAL GEORGIA			3	100%	3
PRISMA HEALTH MIDLANDS			3	100%	3
GROVES CENTER			3	100%	3
SOUTHCARE PHARMACY INC		1	2	67%	3
LIFEGUARD AMBULANCE SERVICE LLC, TEXAS			3	100%	3
EFFINGHAM HOSP, INC, DBA EFFINGHAM HEALTH		3			3
CVS AZ4795POCT MESA		3			3
ALLEGHENY GENERAL HOSPITAL			3	100%	3
CVS MO5727POCT PLATTE CITY		3			3
ONE MEDICAL GROUP		1	2	67%	3
CVS TX7675POCT RED OAK		1	2	67%	3
Maryfield Inc. dba Pennybyrn		3			3

COVID-19: testing by laboratory

Data through May 14, 2021 verified as of May 15, 2021 at 09:25 AM

Data in this report are provisional and subject to change.

The numbers in the table below represent the number of Florida and non-Florida residents for whom test results were received by the Department of Health. A person can be tested by more than one laboratory and can have both positive and negative results. **Therefore, the sum of the numbers in each column will be larger than the total number of people tested.**

Reporting lab	Inconclusive	Negative	Positive	Percent positive	Total
TARRANT COUNTY PUBLIC HEALTH		3			3
DOCTORS CARE - AIKEN MALL			3	100%	3
VIRGINIA DEPARTMENT OF HEALTH DIVISION OF			3	100%	3
DOUGLASVILLE NURSING AND REHABILITATIO		3			3
CLINICA HISPANIA			3	100%	3
MT CARMEL PHARMACY INC		3			3
KAP MEDICAL GROUP, LLC			3	100%	3
CVS MA1121POCT WESTFORD		3			3
FAMILY CARE SPECIALISTS OF ORLANDO			3	100%	3
YATES COUNTY PUBLIC HEALTH		3			3
VIRGINIA DIVISION OF CONSOLIDATED LABORATORIES			3	100%	3
Manor Care-Kingston Court of York PA, LLC		3			3
PARKLAND HEALTH & HOSPITAL			3	100%	3
Diversicare of Ripley		3			3
CVS OH2540POCT HILLIARD		3			3
FLORIDA LABORATORY ANALYSIS, LLC			3	100%	3
CVS OH5457POCT POWELL		3			3
ADRIANA M CASTRO MD PA		3			3
ADVENT HEALTH MEDICAL GROUP FAMILY MEDICINE			3	100%	3
JOJAN PHARMA INC		3			3
PLANT CITY FAMILY CARE		3			3
EVENING PEDIATRICS INC		1	2	67%	3
MEDEXPRESS - WILMINGTON KIRKWOOD HIGHWAY		2	1	33%	3
PROHEALTH PRIMARY CARE - GLEN OAKS		3			3
MINUTECLINIC DIAGNOSTIC OF WISCONSIN,		3			3
MARTIN MEDICAL CENTER INC		1	2	67%	3
UNIVERSITY URGENT CARE			3	100%	3
BOLING, STEPHANIE		3			3
EDITH NOURSE ROGERS MEMORIAL VAMC		3			3
FAST PACE URGENT CARE			3	100%	3
Glenview Terrace Nursing Center		3			3
CVS SC5471POCT LEXINGTON		2	1	33%	3
COUNTRY COTTAGE		3			3
BNJ		3			3
FAMILY TREE MEDICAL GROUP PA		2	1	33%	3
NORTH SHORE HOSP. INFECTION CONTROL			3	100%	3
NATIONAL JEWISH HEALTH			3	100%	3
CAREHERE LLC			3	100%	3
AUGUSTA UNIVERISTY MEDICAL CENTER			3	100%	3
ACCESS 365 URGENT CARE LLC		1	2	67%	3
ALOHA HOME CARE LLC DBA ACCENTCARE HOME HEALTH OF		3			3
CVS IN6605POCT INDIANAPOLIS		2	1	33%	3
MARYLAND STATE DEPT OF HEALTH	2		1	33%	3
NC STATE LABORATORY OF PUBLIC HEALTH		3			3
CELEBRATION PRIMARY CARE ASSOCIATES LLC		3			3
NEMOURS CHILDRENS PRIMARY CARE MAITLAND			3	100%	3

COVID-19: testing by laboratory

Data through May 14, 2021 verified as of May 15, 2021 at 09:25 AM

Data in this report are provisional and subject to change.

The numbers in the table below represent the number of Florida and non-Florida residents for whom test results were received by the Department of Health. A person can be tested by more than one laboratory and can have both positive and negative results. **Therefore, the sum of the numbers in each column will be larger than the total number of people tested.**

Reporting lab	Inconclusive	Negative	Positive	Percent positive	Total
MAYO		1	2	67%	3
Gracemore Nursing and Rehab		3			3
HOMELAND CENTER		3			3
CVS IL8744POCT BROOKFIELD		3			3
LIFEGUARD AMBULANCE SERVICE LLC - BAY COUNTY			3	100%	3
IOWA DEPARTMENT OF PUBLIC HEALTH			3	100%	3
MEDEXPRESS URGENT CARE - O'FALLON		3			3
MEDEXPRESS URGENT CARE - HADLEY		3			3
Kroger 758 - The Little Clinic Providence		3			3
EVERGREEN WOODS HEALTH & REHAB CENTER		2	1	33%	3
YORK HOSPITAL - LABORATORY			3	100%	3
CORE CLINICS, LLC		3			3
HEALTH FIRST MEDICAL GROUP			3	100%	3
SOLERA SPECIALTY PHARMACY LLC		2	1	33%	3
CVS NM7242POCT ALBUQUERQUE		3			3
Kroger 093 - The Little Clinic Stapleton		2	1	33%	3
SOLLIS HEALTH			3	100%	3
LUCID LABORATORY SERVICES		3			3
CVS IL8753POCT CHICAGO		3			3
CVS NC3514POCT STANLEY		3			3
CVS NV2989POCT NORTH LAS VEGAS		2	1	33%	3
WALGREENS #01456		3			3
DUKE UNIVERSITY POINT OF CARE TESTING PROGRAM			3	100%	3
C A R E S OXFORD		2	1	33%	3
HEPATOLOGY DIAGNOSTIC LAB			3	100%	3
LINCOLN MEDICAL CENTER		3			3
COOPER UNIVERSITY HOSPITAL LABORATORY		2	1	33%	3
CABELL HUNTINGTON HOSPITAL CLINICAL LAB			3	100%	3
UNITY HEALTH AND REHABILITATION CENTER			3	100%	3
LEGACY LABORATORY SERVICES			3	100%	3
WINDERMERE PEDIATRICS			3	100%	3
MEDEXPRESS URGENT CARE - LINKHORNE		3			3
JACKSONVILLE VA OPC			3	100%	3
CHILDREN'S HEALTHCARE OF ATLANTA AT EG		3			3
Bainbridge Health and Rehab		3			3
CVS AZ7075POCT CHANDLER		3			3
UNIVERSITY HEALTH SERVICES RIVER CAMPUS		2	1	33%	3
PEDIATRICS BY THE SEA JOG RD OFFICE			3	100%	3
QUEST DIAGNOSTICS INCORPORATED	1		2	67%	3
COMMUNITY MEDICAL CENTER			3	100%	3
CHOTA COMMUNITY HEALTH SERVICES		2	1	33%	3
GENDERXPRESS/PICTURE ME PERFECT IMAGING			3	100%	3
CVS TN7144POCT BARTLETT		3			3
The Good Shepherd		3			3
HOLY CITY MED URGENT CARE			3	100%	3
ORMOND BEACH URGENT CARE			3	100%	3

COVID-19: testing by laboratory

Data through May 14, 2021 verified as of May 15, 2021 at 09:25 AM

Data in this report are provisional and subject to change.

The numbers in the table below represent the number of Florida and non-Florida residents for whom test results were received by the Department of Health. A person can be tested by more than one laboratory and can have both positive and negative results. **Therefore, the sum of the numbers in each column will be larger than the total number of people tested.**

Reporting lab	Inconclusive	Negative	Positive	Percent positive	Total
Walgreens #5984		3			3
NOVA SOUTHEASTERN UNIVERSITY		2	1	33%	3
ST LUKE'S BOISE REGIONAL MEDICAL CENTER		3			3
SOFTLAB			3	100%	3
SUN TERRACE HEALTH CARE CENTER			3	100%	3
SAN JUAN REGIONAL MEDICAL CENTER		3			3
Kroger 627 - The Little Clinic Castleberry		2	1	33%	3
AVALON MEDICAL GROUP		1	2	67%	3
MINUTECLINIC DIAGNOSTIC, PA		3			3
GINKGO-IXLAYER		3			3
Greystone Health Care Center		3			3
NHC DICKSON		3			3
UK HEALTHCARE			3	100%	3
SENTARA NORFOLK GENERAL HOSPITAL CENTRAL LAB			3	100%	3
RESOLUTE PAIN SOLUTIONS		3			3
PREMIER MEDICAL CLINIC		3			3
BOND & STEELE CLINIC, PA			3	100%	3
MED FUSION			3	100%	3
UHEALTH CORAL SPRINGS			3	100%	3
MEDEXPRESS URGENT CARE - RICHMOND, W BROAD ST		3			3
TOTAL HEALTH CARE CLINIC		3			3
THE DOCTORS OFFICE OF BRICK, LLC		3			3
EMERALD PARK OF HOLLYWOOD			3	100%	3
CENTRAL FL INTERNAL MEDICINE ASSOCIATES LLC		3			3
LEE MEMORIAL HOSPITAL BLOOD GAS LAB			3	100%	3
NEWSTAR MEDICAL LABORATORIES		3			3
INTERCOASTAL FAMILY PRATICE		1	2	67%	3
ST CLOUD PHARMACY AND WELLNESS CENTER		2	1	33%	3
TOTAL FAMILY CARE		3			3
NORTHWEST FLORIDA CLINICAL LAB		1	2	67%	3
RRMC CREEKSIDE LAB		3			3
NORTH NAPLES HOSPITAL RESPIRATORY THERAPY DEPARTMENT			3	100%	3
CANOPY AT HARPER LAKE, THE			3	100%	3
CVS IL3163POCT OAK PARK		3			3
Illiana HCS -Danville VAMC		3			3
PHYSICIANS MEDICAL CENTER		3			3
EAST NAPLES PEDIATRICS			3	100%	3
NEBRASKA MEDICAL CENTER			3	100%	3
ERIE COUNTY PUBLIC HEALTH CLINICAL		3			3
KISSIMMEE URGENT CARE		3			3
ALABAMA MEDICAL GROUP PC		2	1	33%	3
MARRA'S PHARMACY		3			3
SOUTHERN SURGICAL ARTS		3			3
CVS PA371POCT PHILADELPHIA		3			3
CLEARWATER		2	1	33%	3
MEDEXPRESS-HOUSTON EAST FWY		1	2	67%	3

COVID-19: testing by laboratory

Data through May 14, 2021 verified as of May 15, 2021 at 09:25 AM

Data in this report are provisional and subject to change.

The numbers in the table below represent the number of Florida and non-Florida residents for whom test results were received by the Department of Health. A person can be tested by more than one laboratory and can have both positive and negative results. **Therefore, the sum of the numbers in each column will be larger than the total number of people tested.**

Reporting lab	Inconclusive	Negative	Positive	Percent positive	Total
FLORIDA MEDICAL ASSOCIATES		3			3
Broadview Multi-Care Center		3			3
NEMOURS CHILDREN'S PRIMARY CARE, LONGWOOD			3	100%	3
MEDEXPRESS URGENT CARE - TOTOWA		3			3
SUMMIT MEDICAL GROUP - WEST ORANGE		3			3
GRASSY SPRAIN PHARMACY INC		3			3
CONCENTRA - PLANTATION		3			3
OPTUM PRIMARY CARE - SILVER LAKES			3	100%	3
Kings County Hospital Center			3	100%	3
HUMC		1	2	67%	3
BAPTIST OUTPATIENT SERVICES			3	100%	3
ALCALA PHARMACEUTICALS			3	100%	3
TIFTON CARECONNECT URGENT CARE			3	100%	3
CCRX OF NORTH CAROLINA, LLC		2	1	33%	3
NEMOURS CHILDRENS PRIMARY CARE HORIZON WEST			3	100%	3
CERTIVIA LABORATORIES			3	100%	3
FIRST CARE - MIDDLESBORO			3	100%	3
SEMINOLE FAMILY HEALTH CENTER		3			3
LAURELLWOOD NURSING CENTER		1	2	67%	3
JERSEY IRISH MEDICAL		3			3
LEESBURG COMMUNITY HEALTH CENTERS			3	100%	3
MEMORIAL HEALTH UNIVERSITY MEDICAL CENTER			3	100%	3
NATHAN LITTAUER HOSPITAL LAB		3			3
Englewood Health and Rehab			3	100%	3
MURFREESBORO MEDICAL CLINIC		3			3
PIEDMONT MOUNTAINSIDE HOSPITAL LAB - E		3			3
EXPRESSCARE URGENT CARE CENTER			3	100%	3
VA OUTPATIENT CLINIC-NEW PORT RICHEY			3	100%	3
MASSACHUSETTS DEPARTMENT OF HEALTH			3	100%	3
VISITING PHYSICIANS OF THE TREASURE COAST LLC			3	100%	3
COASTAL SKIN SURGERY AND DERMATOLOGY PL		3			3
UC CORAL GABLES		1	2	67%	3
CLARA MAASS TRANSITIONAL CARE UNIT		3			3
MEDEXPRESS URGENT CARE-CHIPPEWA		2	1	33%	3
INSPIRED LIVING AT SARASOTA			3	100%	3
MCGUFFEY HEALTH CARE CENTER INC		3			3
THE MEDICAL CENTER			3	100%	3
MANASOTA PEDIATRICS			3	100%	3
ABRAKIDABRA KIDS CLINIC		1	2	67%	3
PREMIER CLINICAL RESEARCH INSTITUTE INC			3	100%	3
ASPIRUS WAUSAU HOSPITAL			3	100%	3
LEGACY ER & URGENT CARE - FRISCO WEST			3	100%	3
NORTHERN LIGHT LABORATORY		1	2	67%	3
WISE HEALTH SYSTEM		1	2	67%	3
IMA MEDICAL CENTER OF WEST TAMPA		2	1	33%	3
COX HEALTH SOUTH LAB		1	2	67%	3

COVID-19: testing by laboratory

Data through May 14, 2021 verified as of May 15, 2021 at 09:25 AM

Data in this report are provisional and subject to change.

The numbers in the table below represent the number of Florida and non-Florida residents for whom test results were received by the Department of Health. A person can be tested by more than one laboratory and can have both positive and negative results. **Therefore, the sum of the numbers in each column will be larger than the total number of people tested.**

Reporting lab	Inconclusive	Negative	Positive	Percent positive	Total
SIGNATURE CARE PFLUGERVILLE			3	100%	3
Maple Lawn MCF		3			3
GONZALEZ MD AND ASWAD MD HEALTH SERVICES			3	100%	3
MEDEXPRESS URGENT CARE, EDWARDSVILLE		3			3
NEW GEN LABS			3	100%	3
BROOKDALE LAKE MARY			3	100%	3
CVS MA1945POCT HANOVER		3			3
AFC URGENT CARE/FARRAGUT			3	100%	3
MID-FLORIDA PATHOLOGY LLC - MOBILE UNIT # 3		1	2	67%	3
LEXINGTON MEDICAL CENTER		1	2	67%	3
TAMPA		1	2	67%	3
VICAR'S LANDING NURSING HOME		2	1	33%	3
Magnolia Health and Rehab Center			3	100%	3
CVS MN663POCT APPLE VALLEY		2	1	33%	3
RIGHT AT HOME			3	100%	3
WALGREENS #05477		3			3
Kroger 635 - The Little Clinic Dacula		3			3
APEX CLINICAL LABORATORIES INC		3			3
BICKERTON, DAWN		3			3
Concordia Village of Tampa			3	100%	3
HEALTH SENTRY			3	100%	3
Kroger 388 - The Little Clinic Braelinn Village		3			3
Crowne Health Care of Mobile		3			3
CGH MEDICAL CENTER			3	100%	3
SISD EMPLOYEE HEALTH CLINIC			3	100%	3
NORTHCREST MEDICAL CENTER		1	2	67%	3
ST. PETERSBURG PEDIATRICS- 38TH AVENUE			3	100%	3
ROYAL PALM RETIREMENT CENTRE		3			3
VELOCITY CARE			3	100%	3
AFFORDABLE PRIMARY CARE LLC		3			3
C19 LABS			3	100%	3
PEDIATRICS IN NORTH FLORIDA PA			3	100%	3
MARLBORO URGENT CARE		3			3
MUNSON MEDICAL CENTER			3	100%	3
NORTHEAST FLORIDA INTERNAL MEDICINE PA		3			3
IP BOISE 1		2	1	33%	3
HIALEAH SHORES NURSING AND		2	1	33%	3
F W HUSTON MEDICAL CENTER SENIOR LIVIN		3			3
ADVANCED URGENT CARE CENTER OF THE UPPER KEYS		1	2	67%	3
WEST COCOA PHARMACY			3	100%	3
DELRAY BEACH HEALTH DEPT LAB			3	100%	3
LRHS Florida Poly Tech		3			3
TRISTAR WELLNESS, LLC		3			3
MEDEXPRESS URGENT CARE - TOPEKA, SW WANAMAHER RD		3			3
OAKMONT OF UNION SC, LLC		3			3
MEDIC INFUSION PA		3			3

COVID-19: testing by laboratory

Data through May 14, 2021 verified as of May 15, 2021 at 09:25 AM

Data in this report are provisional and subject to change.

The numbers in the table below represent the number of Florida and non-Florida residents for whom test results were received by the Department of Health. A person can be tested by more than one laboratory and can have both positive and negative results. **Therefore, the sum of the numbers in each column will be larger than the total number of people tested.**

Reporting lab	Inconclusive	Negative	Positive	Percent positive	Total
BEEBE MEDICAL CENTER LABORATORY		3			3
FREDERICK MEMORIAL HOSPITAL			3	100%	3
Franklin D. Roosevelt VAMC		3			3
RCA LABORATORY SERVICES LLC			3	100%	3
LOCH HAVEN PEDIATRICS			3	100%	3
SAFE PMC		3			3
CVS KS676POCT LAWRENCE		2	1	33%	3
PRIMARY CARE CENTER OF LAKE CITY, THE			3	100%	3
ALABAMA DEPT PUBLIC HEALTH			3	100%	3
THOMAS LANGLEY			3	100%	3
CVS MA137POCT QUINCY		3			3
PREMIER FAMILY AND SPORTS MEDICINE		2	1	33%	3
CVS TX2876POCT PROSPER		3			3
CVS PA7611POCT ALLISON PARK		3			3
NORTH CAROLINA DEPT OF HEALTH & HUMAN SRVCS STATE LAB OF PUBLIC HEALTH			3	100%	3
Vault Medical Services		2	1	33%	3
WAKULLA URGENT CARE & DIAGNOSTIC			3	100%	3
PHYSICIANS CARE INC		1	2	67%	3
CDK LIBERTY ENTERPRISES, LLC		3			3
MERCY HEALTH			3	100%	3
VA West Los Angeles Medical Center		3			3
CARENOW-ATASCOCITA			3	100%	3
MARYWOOD NURSING CARE CENTER		3			3
RIVERSIDE METHODIST HOSPITAL LAB			3	100%	3
SERENADES BY SONATA		1	2	67%	3
MEDEXPRESS URGENT CARE - WHEELING		2	1	33%	3
WALGREENS #07502		3			3
INSPIRA MEDICAL CENTER VINELAND LAB		2	1	33%	3
OHIO DEPARTMENT OF HEALTH LABORATORY		2	1	33%	3
WINDSOR AT OCALA		2	1	33%	3
Village on the Green			3	100%	3
OMNI HEALTHCARE INC		1	2	67%	3
Providence VAMC		3			3
MEDSTAR URGENT CARE, LLC			3	100%	3
MEMORIAL HERMANN CONSOLIDATED LABORATORY SERVICES			3	100%	3
CVS PA7132POCT THORNDALE		3			3
TAYLOR MANOR		1	2	67%	3
EXETER HOSPITAL		3			3
BROADWAY HEALTH FLORIDA MEDICAL CLINIC URGENT CARE			3	100%	3
ST LUKES HOSPITAL			3	100%	3
EASTERN NEW MEXICO MEDICAL CENTER		3			3
PIEDMONT ROCKDALE HOSPITAL		2	1	33%	3
OPENTRONS PRL		2	1	33%	3
PALM COAST DIALYSIS		2	1	33%	3
MANORCARE NURSING & REHABILITATION CENTER-NAPLES		3			3
Florida Baptist Retirement Center		1	2	67%	3

COVID-19: testing by laboratory

Data through May 14, 2021 verified as of May 15, 2021 at 09:25 AM

Data in this report are provisional and subject to change.

The numbers in the table below represent the number of Florida and non-Florida residents for whom test results were received by the Department of Health. A person can be tested by more than one laboratory and can have both positive and negative results. **Therefore, the sum of the numbers in each column will be larger than the total number of people tested.**

Reporting lab	Inconclusive	Negative	Positive	Percent positive	Total
LITTLE SPURS PEDIATRIC URGENT CARE		1	2	67%	3
Kroger 592 - The Little Clinic Alexander Plaza		2	1	33%	3
CVS MO10151POCT SPRINGFIELD		2	1	33%	3
ACCESS HEALTH CARE		2	1	33%	3
BAPTIST HOSPITAL OF MIAMI MCI BROWARD LABORATORY			3	100%	3
TIEHH BIOTERRORISM RESPONSE LAB			3	100%	3
CVS PA2296POCT MACUNGIE		3			3
BASCOM PALMER EYE INSTITUTE			3	100%	3
THE CENTER FOR DISCOVERY		3			3
MEDICAL CITY DALLAS HOSPITAL			3	100%	3
VIRTUA MEMORIAL HOSPITAL BURLINGTON COUNTY		1	2	67%	3
KIDSVILLE PEDIATRICS IV PA		1	2	67%	3
SURETOX LABORATORY LLC		2	1	33%	3
SPARROW CENTRAL LAB			3	100%	3
Lebanon VAMC		2	1	33%	3
GEISINGER COMMUNITY MEDICAL CENTER			3	100%	3
TAMPA INTERNATIONAL AIRPORT			3	100%	3
CARE ATC ARLINGTON CENTRAL PARK		3			3
ASANTE THREE RIVERS MEDICAL CENTER LAB		3			3
CVS AZ7841POCT TUCSON		3			3
NEBRASKA DEPARTMENT OF HEALTH AND HUMAN SERVICES			3	100%	3
AVANTE INVERNESS		1	2	67%	3
HELIX LW UC		1	2	67%	3
TRUE HEALTH - LAKE UNDERHILL		3			3
HOPE HEALTH CARE, LLC		3			3
WOMENS CARE FLORIDA LLC-LABORATORY		3			3
Farmville Health & Rehab Center		3			3
SOUTH LAKE FAMILY HEALTH CENTER			3	100%	3
CALIFORNIA DEPARTMENT OF PUBLIC HEALTH BRANCH LABORATORY			3	100%	3
CAPE REGIONAL URGENT CARE		3			3
CRISP REGIONAL HOSPITAL		3			3
UNIVERSITY OF MARYLAND MEDICAL CENTER			3	100%	3
NORTH BROWARD HOSPITAL DISTRICT HEALTHCARE FOR THE HOMELESS			3	100%	3
ADVICE FOR OPTIMAL WELLNESS, INC			3	100%	3
CVS MA335POCT RAYNHAM		3			3
CTRS			3	100%	3
URGENT DOC - URGENT CARE CLINIC			3	100%	3
HARDEN DIALYSIS		1	2	67%	3
CVS SC4288POCT ROCK HILL		2	1	33%	3
MEDEXPRESS URGENT CARE-WILKINS TOWNSHIP, WILLIAM PENN HIGHWAY		3			3
NORTHWELL HEALTH			3	100%	3
ESTERO FIRE RESCUE		3			3
BRADENTON PHYSICIAN MEDICAL CENTER			3	100%	3
RAPID CITY RUGENT CARE			3	100%	3
MINUTECLINIC DIAGNOSTIC, PA #10252		3			3
MOUNT SINAI MEDICAL CENTER HIALEAH			3	100%	3

COVID-19: testing by laboratory

Data through May 14, 2021 verified as of May 15, 2021 at 09:25 AM

Data in this report are provisional and subject to change.

The numbers in the table below represent the number of Florida and non-Florida residents for whom test results were received by the Department of Health. A person can be tested by more than one laboratory and can have both positive and negative results. **Therefore, the sum of the numbers in each column will be larger than the total number of people tested.**

Reporting lab	Inconclusive	Negative	Positive	Percent positive	Total
HOUSTON METHODIST HOSPITAL			3	100%	3
MANATEE URGENT CARE LLC			3	100%	3
PANCARE HEALTH - FRANKLIN CO			3	100%	3
WALGREENS NO 19542		3			3
Waycross Health and Rehabilitation		3			3
ATLANTIS OUTPATIENT CENTER		3			3
FLORIDA GASTROENTEROLOGY ASSOCIATES PA		3			3
MEMORIAL HEALTH SYSTEM		1	2	67%	3
MEDEXPRESS URGENT CARE - WALL		3			3
ADVENTHEALTH MEDICAL GROUP OBSTETRICS			3	100%	3
HELGEMO & LIOU PEDIATRICS			3	100%	3
Highland Ave. Eye Clinic		3			3
WYOMING DEPT OF HEALTH			3	100%	3
Kroger 387 - The Little Clinic Hubbards Lane		3			3
QUALITY LABORATORY SERVICE		2	1	33%	3
MINUTECLINIC DIAGNOSTIC MEDICAL		3			3
PRECIDENT FLORIDA		3			3
CVS IL2798POCT CHICAGO		1	2	67%	3
SAMARITAN PACIFIC COMMUNITIES HOSPITAL		2	1	33%	3
DIGNITY HEALING LLC			3	100%	3
MEMORIAL HERMANN			3	100%	3
NASSAU COUNTY HEALTH DEPARTMENT-FERNANDINA BEACH C		3			3
MEDEXPRESS URGENT CARE, BELLE VERNON		3			3
CROWNE HEALTH CARE OF FORT PAYNE		2	1	33%	3
NEXTCARE WYOMING LLC			3	100%	3
CAPTIAL REGIONAL MEDICAL CENTER			3	100%	3
HARBOUR'S EDGE		2	1	33%	3
BROOKDALE SENIOR LIVING			3	100%	3
GRIFOLS IH CENTER AND CLINICAL LABORATORY			3	100%	3
CVS IL2788POCT BUFFALO GROVE		3			3
SOUTHEASTERN IMMEDIATE CARE- MILLEDGEVILLE GA			3	100%	3
Eugene J. Towbin Healthcare Center		3			3
SUPER HEALTH PHARMACY LLC		3			3
ALLIED PHYSICIANS GROUP PLLC		3			3
COOSA VALLEY HEALTHCARE CENTER LLC		3			3
CENTRAL DUPAGE HOSPITAL			3	100%	3
COMMUNICABLE DISEASE CONTROL/PUBLIC HEALTH EMERGENCY PREPAREDNESS			3	100%	3
RINGLING HEALTH CENTER		2	1	33%	3
JS HEALTHCARE		2	1	33%	3
DASCENA LAB			3	100%	3
UNIVERSITY OF KANSAS MEDICAL CENTER			3	100%	3
NORTHSIDE HOSPITAL D/B/A ARTHRITIS		3			3
WATERS PEDIATRIC CENTER			3	100%	3
NASON HOSPITAL			3	100%	3
CVS PHARMACY INC DBA CVS/PHARMACY #10908		3			3
CEDAR CREST HEALTH CENTER		3			3

COVID-19: testing by laboratory

Data through May 14, 2021 verified as of May 15, 2021 at 09:25 AM

Data in this report are provisional and subject to change.

The numbers in the table below represent the number of Florida and non-Florida residents for whom test results were received by the Department of Health. A person can be tested by more than one laboratory and can have both positive and negative results. **Therefore, the sum of the numbers in each column will be larger than the total number of people tested.**

Reporting lab	Inconclusive	Negative	Positive	Percent positive	Total
WOODMARK AT UPTOWN ASSISTED LIVING		3			3
Michael J Crescenz VA Outpatient Dialysis Center		3			3
SSM HEALTH ST LOUIS MICROBIOLOGY LABORATORY		1	2	67%	3
OHIO HEALTH DOCTORS HOSPITAL			3	100%	3
EAST CORE LAB			3	100%	3
SCHIFF CENTER FOR LIVER DISEASES		1	2	67%	3
Kroger 571 - The Little Clinic Hendersonville		1	2	67%	3
HARBORCHASE OF GAINESVILLE			3	100%	3
ORCHID COVE DAYTONA			3	100%	3
QUEST DIAGNOSTICS CLINICAL LABORATORIES INC		2	1	33%	3
BAPTIST PRIMARY CARE, INC.		2	1	33%	3
FRESENIUS KIDNEY CARE			3	100%	3
RICHMOND CITY DEPARTMENT OF PUBLIC HEALTH			3	100%	3
NASSAU COUNTY HEALTH DEPARTMENT		3			3
CORMEUM LAB SERVICES, LLC			3	100%	3
Sky View Rehabilitation and Health Care Center		3			3
TWELVE OAKS RECOVERY CENTER			3	100%	3
BLACKWATER RIVER			3	100%	3
W.G. (Bill) Hefner VAMC		3			3
CARECENTER PHARMACY, LLC		3			3
TMH PHYSICIAN PARTNERS BLOUNTSTOWN			3	100%	3
ACCESS LABORATORIES LLC			3	100%	3
MEDEXPRESS URGENT CARE, HERMITAGE		1	2	67%	3
GREATER MOBILE URGENT CARE - SPRINGHILL			3	100%	3
TUFTS MEDICAL CENTER			3	100%	3
BAYSHORE MEDICAL CENTER LABORATORY		3			3
HEALTH AND WELLNESS URGENT CARE LLC			3	100%	3
MINUTECLINIC, LLC #05891		2	1	33%	3
VELOCITY URGENT CARE			3	100%	3
SAVANNAH COVE		3			3
ADVANCE FAMILY PRACTICE LLC			3	100%	3
CORNERSTONE MEDICAL CARE OF BRANDON		2	1	33%	3
B2 URGENT CARE		1	2	67%	3
FLAGLER FAMILY MEDICINE PA			3	100%	3
320 S TRANSIT ST		3			3
CURATIVE TEXAS			3	100%	3
CENTURY LINK SPORTS COMPLEX			3	100%	3
HOCHBERG LOWER SCHOOL		3			3
ADVENTHEALTH WATERMAN COMMUNITY CLINIC			3	100%	3
EASTMAN HEALTHCARE & REHAB		3			3
GYN PATH SERVICES			3	100%	3
HARRIS URGENT CARE CENTER			3	100%	3
SCRIPPS CLINIC MEDICAL			3	100%	3
CVS AZ1720POCT QUEEN CREEK		3			3
ADVANCED PEDIATRICS			3	100%	3
DOCTORS HOSPITAL RENAISSANCE			3	100%	3

COVID-19: testing by laboratory

Data through May 14, 2021 verified as of May 15, 2021 at 09:25 AM

Data in this report are provisional and subject to change.

The numbers in the table below represent the number of Florida and non-Florida residents for whom test results were received by the Department of Health. A person can be tested by more than one laboratory and can have both positive and negative results. **Therefore, the sum of the numbers in each column will be larger than the total number of people tested.**

Reporting lab	Inconclusive	Negative	Positive	Percent positive	Total
Hackensack Univ Medical Center At Pasc		2	1	33%	3
BARONESS ERLANGER HOSPITAL		3			3
MINUTECLINIC #1773		3			3
ONSLow MEMORIAL HOSPITAL LABORATORY		3			3
WAL-MART STORES EAST LP		2	1	33%	3
UHEALTH JACKSON URGENT CARE - CUTLER BAY		1	2	67%	3
PALM COTTAGE OPERATOR LLC		2	1	33%	3
HARBORCHASE OF STUART			3	100%	3
CVS IN6559POCT AVON		3			3
ANN STORCK CENTER INC		3			3
CVS IN6608POCT NEW PALESTINE		1	2	67%	3
HEALTH EXPRESS		3			3
ALLIANCE LABS @LRMC			3	100%	3
MEDEXPRESS URGENT CARE - NUTLEY		3			3
Biopharmaceutics Laboratory Section		3			3
FAMILY FIRST PEDIATRICS			3	100%	3
GREENTREE MEDICAL CENTER			3	100%	3
JOHN KNOX MANOR INC II		2	1	33%	3
ACL LABORATORIES INDUSTRIAL TOXICOLOGY			3	100%	3
MEDEXPRESS URGENT CARE-CLOQUET		3			3
Domiciliary Rehab & Residential Treatment Program		3			3
STRINGFELLOW MEMORIAL HOSPITAL		3			3
AUSTIN PUBLIC HEALTH			3	100%	3
Huntington Health Care and Rehabilitation Center		3			3
MONTANA PUBLIC HEALTH LAB			3	100%	3
YOUR DOCTOR'S OFFICE		2	1	33%	3
CAPE REGIONAL URGENT CARE MARMORA		2	1	33%	3
AdventHealth Care Center Orlando North			3	100%	3
SOUTHEAST GEORGIA HEALTH SYSTEM BRUNS		3			3
PINELLAS PARK HEALTH CENTER - PINELLAS CHD		1	2	67%	3
PRIMARY & URGENT CARE CENTERS			3	100%	3
MINUTECLINIC, LLC #05814		3			3
ADVENTHEALTH IMAGING LAKE NONA		1	2	67%	3
Kroger 753 - The Little Clinic Goss Avenue		3			3
DOCTOR 4 U CLINIC		1	2	67%	3
Kingston Care Center of Sylvania		3			3
CVS NE8616POCT LINCOLN		1	2	67%	3
CROSSVILLE MEDICAL GROUP		1	2	67%	3
Westside Terrace		3			3
CVS MA2600POCT WEYMOUTH		2	1	33%	3
CLINICAL CARE ASSOCIATES, INC			3	100%	3
NEWCARE PRIMARY MEDICINE			3	100%	3
WELLSTAR URGENT CARE SHALLOWFORD		1	2	67%	3
PEDIATRICS AND ADOLESCENT MEDICINE		2	1	33%	3
MEDEXPRESS URGENT CARE-BLOOMFIELD AVEN		2	1	33%	3
CARESPOT-WELLINGTON			3	100%	3

COVID-19: testing by laboratory

Data through May 14, 2021 verified as of May 15, 2021 at 09:25 AM

Data in this report are provisional and subject to change.

The numbers in the table below represent the number of Florida and non-Florida residents for whom test results were received by the Department of Health. A person can be tested by more than one laboratory and can have both positive and negative results. **Therefore, the sum of the numbers in each column will be larger than the total number of people tested.**

Reporting lab	Inconclusive	Negative	Positive	Percent positive	Total
NORTH DAKOTA DEPT OF HEALTH MICROBIOLOGY		1	2	67%	3
MISSISSIPPI CARE CENTER OF DEKALB LLC		3			3
A PATTERN MEDICAL CLINIC		3			3
SOMA MEDICAL CENTER P.A. #4			3	100%	3
Granville Center	1	2			3
CVS SC2497POCT LEXINGTON		3			3
CVS OH4359POCT HUDSON		3			3
ORLANDO AIRPORT DIALYSIS		3			3
LEE CONVENIENT CARE AT SUMMERLIN			3	100%	3
Cleveland Clinic Weston			3	100%	3
PREMIER MOBILE HEALTH SERVICES, LLC		1	2	67%	3
Jackson Health Care Facility		1	2	67%	3
BNC Medical Investors, LLC Berrien Nursing & Rehabilitation Center		3			3
ADVANCED MEDICAL RESEARCH CENTER LLC			3	100%	3
Grandview Health Care Center		3			3
ACCOMPLISHED HOME CARE		3			3
BOONES CREEK URGENT CARE		1	2	67%	3
AFC URGENT CARE CLEVELAND			3	100%	3
COASTAL PEDIATRIC CARE			3	100%	3
MEMORIAL HOSPITAL OF TAMPA			3	100%	3
Crowne Health Care of Eufaula		3			3
MEDFUSION		2	1	33%	3
Fort Gaines Health and Rehab		3			3
NORTHSIDE FAMILY MEDICINE AND URGENT CARE (HOLLY SPRINGS)		3			3
TERRACE OF ST CLOUD, THE		2	1	33%	3
24TH WEAPONS OF MASS DESTRUCTION - CIVIL SUPPORT		3			3
PARRISH MEDICAL CENTER-WAIVED TESTING		3			3
MID FLORIDA CLINICAL LABORATORY		2	1	33%	3
MEDI PARTNERS OF SOUTH FLORIDA		3			3
SANIBEL MEDICAL CLINIC		1	2	67%	3
SHANDS AT LAKE SHORE LAB		1	2	67%	3
NEW SMYRNA BEACH AMBULATORY CARE CTR		2	1	33%	3
WALGREENS #11329		3			3
COL CROSSROAD		1	2	67%	3
BOSTON MEDICAL CENTER			3	100%	3
INN AT LAPOSADA,THE			3	100%	3
CVS RI326POCT NORTH SMITHFIELD		3			3
OCALA REGIONAL KIDNEY CENTER-WEST			3	100%	3
HAMILTON COUNTY HEALTH DEPARTMENT		3			3
MINUTECLINIC DIAGNOSTIC OF NEW MEXICO LLC #7552		3			3
CVS NE5863POCT OMAHA		1	2	67%	3
CVS - MINUTECLINIC			3	100%	3
Medilodge of Monroe		3			3
EXPEDIAN URGENT CARE			3	100%	3
CAMPAZZI CONCIERGE MEDICAL SERVICES		2	1	33%	3
MIDWAY SPECIALTY CARE RX LLC		1	2	67%	3

COVID-19: testing by laboratory

Data through May 14, 2021 verified as of May 15, 2021 at 09:25 AM

Data in this report are provisional and subject to change.

The numbers in the table below represent the number of Florida and non-Florida residents for whom test results were received by the Department of Health. A person can be tested by more than one laboratory and can have both positive and negative results. **Therefore, the sum of the numbers in each column will be larger than the total number of people tested.**

Reporting lab	Inconclusive	Negative	Positive	Percent positive	Total
CORTLAND COUNTY HEALTH DEPARTMENT		3			3
SCIENTIFIC LABORATORY DIVISION			3	100%	3
SOUTH COUNTY MENTAL HEALTH CENTER INC			3	100%	3
HOUSTON MEDICAL CENTER			3	100%	3
OCEAN PEDIATRIC CARE			3	100%	3
ESCO DRUG CO INC		3			3
SUNDALE NURSING HOME		3			3
PENSACOLA MEDICAL CLINIC LLC			3	100%	3
THE OASIS BEACHSIDE		3			3
MEDICAL CENTER OF THE ROCKIES			3	100%	3
MEDICAL SERVICES OF AMERICA HOME HEALTH		3			3
CVS AZ7263POCT PHOENIX		3			3
TEMPUS_LABS			3	100%	3
COVENANT PEDIATRICS		1	2	67%	3
LPG PEDIATRICS AT LEHIGH ACRES		2	1	33%	3
MEDEXPRESS URGENT CARE-SALINA, S 9TH ST		3			3
PROPATH			3	100%	3
AZALEALAND NURSING HOME		3			3
CVS MINUTE CLINIC #5836		3			3
BAPTIST HEALTH SURGERY CENTER AT NORTHPOINT			3	100%	3
CORNERSTONE DRUG AND GIFT INC		3			3
MEDEXPRESS URGENT CARE - CEDAR KNOLLS		3			3
LAB PLUS, LLC AT ASCENSION SAINT THOMA		3			3
CVS IN8639POCT TERRE HAUTE		3			3
Schoolcraft Medical Care Facility		3			3
PUBLIX PHARMACY #1387		2			2
DOCTORS MEDICAL CTR OF WALTON COUNTY			2	100%	2
UWMC MONTLAKE DEPT OF LAB MED			2	100%	2
Kroger 519 - The Little Clinic Georgesville Square		2			2
APPLECARE VALDOSTA			2	100%	2
MILFORD REGIONAL HOSPITAL			2	100%	2
Kroger 426 - The Little Clinic Suwanee		2			2
Central Alabama Veterans HCS - West Campus		2			2
LIFEGUARD AMBULANCE SERVICES LLC, TEXAS- SAN			2	100%	2
FLORIDA SOUTHERN COLLEGE		1	1	50%	2
Alden Des Plaines			2	100%	2
Mount Olivet Careview Home		2			2
MEDEXPRESS URGENT CARE - SPRINGDALE, S 40TH STREET		2			2
JACKSON LABORATORY OF GENOMIC MEDICINE		2			2
RABI SINHA, MD		2			2
NEW BRIDGE MEDICAL CENTER		2			2
WALGREENS #06583		2			2
HEALTHCARE NETWORK			2	100%	2
Kroger 096 - The Little Clinic Orchard and Holly		2			2
LOURDES-NOREEN MCKEEN RESIDENCE□			2	100%	2
TLC MEDICAL			2	100%	2

COVID-19: testing by laboratory

Data through May 14, 2021 verified as of May 15, 2021 at 09:25 AM

Data in this report are provisional and subject to change.

The numbers in the table below represent the number of Florida and non-Florida residents for whom test results were received by the Department of Health. A person can be tested by more than one laboratory and can have both positive and negative results. **Therefore, the sum of the numbers in each column will be larger than the total number of people tested.**

Reporting lab	Inconclusive	Negative	Positive	Percent positive	Total
MIDWAY PRIMARY CARE LLC		2			2
Life Care Center of Elyria		2			2
FL DEPT OF HEALTH MARION COUNTY MOBILE HEALTH UNIT			2	100%	2
ADVENTIST HINSDALE HOSPITAL LABORATORY			2	100%	2
MEDEXPRESS URGENT CARE - HAZLET		1	1	50%	2
EAST CENTRAL REGIONAL HOSPITAL GRACEWO		2			2
HEALTH PARTNERS REGIONAL HOSPITAL			2	100%	2
Kroger 328 - The Little Clinic Henderson Road		2			2
MIDWAY SPECIALTY CARE CENTER INC		2			2
CARIBOU MEDICAL CENTER			2	100%	2
Signature Healthcare of Fort Wayne		2			2
GUARDIAN HOME CARE OF CENTRAL GEORGIA		2			2
PM PEDIATRICS OF BAYSIDE PLLC - HOPEWELL JUNCTION		2			2
PRESTIGE EMERGENCY ROOM LLC			2	100%	2
MEDICAL CENTER LABORATORY			2	100%	2
CENTRAL ARKANSAS VETERANS HEALTHCARE SYSTEM - VETERANS AFFAIRS			2	100%	2
CVS MD1490POCT GAITHERSBURG		2			2
ALVERNO CLINICAL LABORATORIES			2	100%	2
Walgreens #7156			2	100%	2
NEW YORK CITY DEPARTMENT OF HEALTH			2	100%	2
NORTH SHORE MEDICAL CENTER - SALEM HOSPITAL			2	100%	2
CARTER BLOOD CARE			2	100%	2
MAWD PATHOLOGY GROUP			2	100%	2
FLORIDA MEDICAL CENTER OF CLEARWATER		2			2
ASANTE ROGUE REGIONAL MEDICAL CENTER L		2			2
Brown Memorial Home		2			2
Kroger 647 - The Little Clinic Newnan Crossings		1	1	50%	2
GOLISANO PEDIATRICS PORT CHARLOTTE HARBOR		2			2
FALCON HEALTH CENTER			2	100%	2
WILSON MEMORIAL HOSPITAL			2	100%	2
SOUTHERN REGIONAL MEDICAL CENTER		2			2
Kroger 762 - The Little Clinic Clarksville		2			2
Elba Nursing and Rehabilitation Center, LLC		2			2
CVS NV5286POCT HENDERSON		2			2
ORLANDO DIALYSIS		1	1	50%	2
NLC LABS			2	100%	2
Aurora CBOC			2	100%	2
CALIFORNIA DIVISION OF COMMUNICABLE DISEASE CONTROL			2	100%	2
MEDPOST OF MEMPHIS TN			2	100%	2
CROSTOWN PHARMACY		2			2
SOWAL HEALTH & DRUG			2	100%	2
NEMOURS CHILDRENS PRIMARY CARE CLERMONT			2	100%	2
GENETIC ASSAYS INC			2	100%	2
ROCKEFELLER UNIVERSITY CLINICAL GENOMICS LABORATOR		2			2
VIRGINIA DEPT OF HEALTH OFFICE OF EPIDEMIOLOGY			2	100%	2
WHITESANDS OUTPATIENT TREATMENT		2			2

COVID-19: testing by laboratory

Data through May 14, 2021 verified as of May 15, 2021 at 09:25 AM

Data in this report are provisional and subject to change.

The numbers in the table below represent the number of Florida and non-Florida residents for whom test results were received by the Department of Health. A person can be tested by more than one laboratory and can have both positive and negative results. **Therefore, the sum of the numbers in each column will be larger than the total number of people tested.**

Reporting lab	Inconclusive	Negative	Positive	Percent positive	Total
VALUE DRUGS BRONXVILLE INC		2			2
Luther Acres Manor		2			2
BRADENTON DIALYSIS			2	100%	2
GREEN POINT RX INC DBA ALTRU CHEMISTS		2			2
The Friendly Home		2			2
SIGNATURE CARE LEWISVILLE-EMERGENCY CENTER		1	1	50%	2
ELMHURST MEMORIAL HOSPITAL			2	100%	2
WARD MEMORIAL HOSPITAL		2			2
RIVIERA BEACH INTEGRATED CARE INC			2	100%	2
SOUTH TAMPA AFTER HOURS CLINIC			2	100%	2
Royal C Johnson VA Memorial Hospital		2			2
PPD CLINICAL RESEARCH UNIT			2	100%	2
DAVENPORT PEDIATRICS CLERMONT			2	100%	2
EXPERTUS LABORATORIES, INC.			2	100%	2
PALMETTO FAMILY HEALTH CENTER			2	100%	2
MEASE MANOR MEMORY CARE		2			2
SANTA ROSA COUNTY HEALTH DEPARTMENT			2	100%	2
RIDGEFIELD PEDIATRIC ASSOCIATES		2			2
CDPH K-12 SCHOOL LABORATORIES (HILLSBOROUGH CITY SCHOOL DISTRICT)			2	100%	2
NOVA SOUTHEASTERN UNIVERSITY - STUDENT MEDICAL CTR			2	100%	2
SPRING VALLEY HOSPITAL MEDICAL CENTER			2	100%	2
UNIVERSITY MEDICAL CENTER OF SOUTHERN NEVADA (UMCSN)			2	100%	2
CVS MA1875POCT ASHLAND		1	1	50%	2
441 URGENT CARE-MULBERRY			2	100%	2
DALLAS BAPTIST UNIVERSITY - HEALTH SERVICES			2	100%	2
GULF COAST MEDICAL CENTER RESPIRATORY CARE			2	100%	2
HOLSTON MEDICAL GROUP		2			2
CLINICAL REFERENCE LABORATORY, INC		2			2
OHIOHEALTH URGENT CARE			2	100%	2
Stonespring Transitional Care		2			2
UT PATH			2	100%	2
FLORIDA SPINE AND PAIN SPECIALISTS		2			2
DELAWARE VETERANS HOME		2			2
Parkview Care and Rehabilitation Center		2			2
SUNNYSIDE MANOR		2			2
Kroger 130 - The Little Clinic Colorado Springs		2			2
SCHEURER HOSPITAL		2			2
PruittHealth Lakehaven		2			2
MAIN STREET MEDICAL CENTERS		2			2
ABSOLUTE CAREGIVERS HOME HEALTH AGENCY INC			2	100%	2
NORTHSIDE FAMILY MEDICINE AND URGENT CARE (CUMMING)		2			2
GOLDSTEIN			2	100%	2
VA CBOC			2	100%	2
ASHLEY PEDIATRICS			2	100%	2
STEWART ST ELIZABETH MEDICAL CENTER			2	100%	2
OAKBRIDGE TERRACE AT SAE			2	100%	2

COVID-19: testing by laboratory

Data through May 14, 2021 verified as of May 15, 2021 at 09:25 AM

Data in this report are provisional and subject to change.

The numbers in the table below represent the number of Florida and non-Florida residents for whom test results were received by the Department of Health. A person can be tested by more than one laboratory and can have both positive and negative results. **Therefore, the sum of the numbers in each column will be larger than the total number of people tested.**

Reporting lab	Inconclusive	Negative	Positive	Percent positive	Total
FLORIDA DEPARTMENT OF HEALTH PINELLAS COUNTY-			2	100%	2
AUGUSTA HEALTH SKILLED CARE			2	100%	2
AEGIS MEDICAL GROUP LLC			2	100%	2
CIRRUS DX			2	100%	2
MILLERSVILLE UNIVERSITY HEALTH SERVICE		2			2
WILCOX MEDICAL CENTER-ALMA COLLEGE		2			2
UMHC HOLLYWOOD LABORATORY			2	100%	2
MEDEXPRESS URGENT CARE - RUSSELLVILLE, W MAIN ST		2			2
SIMEDHEALTH CHIEFLAND DRAW STATION		1	1	50%	2
ACN PHYSICIANS GROUP CORP			2	100%	2
MEDEXPRESS URGENT CARE - CONWAY		2			2
CRESTVIEW CLINICAL LABORATORY			2	100%	2
DESERT ROSE FL LLC		2			2
FLORIDA KEYS PED & ADOLES CTR			2	100%	2
ROYAL CARE MEDICAL CENTER			2	100%	2
BROOKS -TLC HOSPITAL SYSTEM			2	100%	2
PEDIATRIC HEALTH CARE		1	1	50%	2
VALUE DRUGS GREENLAWN INC		2			2
IRA FIALKO DO			2	100%	2
INTERNAL MEDICINE ASSOCIATES-DUNELLON			2	100%	2
Greystone Nursing and Rehab, LLC			2	100%	2
ARCADIA DIALYSIS CENTER			2	100%	2
PEACE RIVER MEDICAL CENTER		2			2
CQUENTIA NGS, LLC			2	100%	2
PRIMARY HEALTH CARE ASSOCIATES INC			2	100%	2
WALKONCLINIC			2	100%	2
ST. ELIZABETH HEALTHCARE			2	100%	2
UW HOSPITAL AND CLINICS		1	1	50%	2
TEXAS REGIONAL ASTHMA & ALLERGY CENTER			2	100%	2
CVS MI8287POCT MACOMB		2			2
TSALI CARE CENTER		2			2
TEQUESTA FAMILY MEDICAL CENTER LLC			2	100%	2
NEIGHBORCARE PHARMACY SERVICES		2			2
HEALTH NETWORK			2	100%	2
Providence of Sparta Health and Rehabilitation		2			2
PUBLIC HEALTH LABORATORY	1		1	50%	2
WALGREENS NO 10512		1	1	50%	2
WOODLAND VILLAGE HEALTHCARE CENTER		2			2
DIVERSE MEDICAL CARE LLC			2	100%	2
PUBLIX PHARMACY #1048		2			2
DEPT OF HEALTH			2	100%	2
FRESENIUS KIDNEY CARE SOUTH ST PETERSBURG			2	100%	2
University Center East			2	100%	2
VALLEY HOSPITAL MEDICAL CENTER		1	1	50%	2
IMMEDIATE CARE MEDICAL CENTER			2	100%	2
AHSC ADVENTHEALTH WELL 65 PLUS		2			2

COVID-19: testing by laboratory

Data through May 14, 2021 verified as of May 15, 2021 at 09:25 AM

Data in this report are provisional and subject to change.

The numbers in the table below represent the number of Florida and non-Florida residents for whom test results were received by the Department of Health. A person can be tested by more than one laboratory and can have both positive and negative results. **Therefore, the sum of the numbers in each column will be larger than the total number of people tested.**

Reporting lab	Inconclusive	Negative	Positive	Percent positive	Total
BROOKSVILLE DIALYSIS			2	100%	2
Wetumpka Health and Rehab, LLC		2			2
MY PHARMACY			2	100%	2
MEDEXPRESS URGENT CARE - LINCOLN		2			2
LARKIN COMMUNITY HOSPITAL PALM SPRINGS CAMPUS		1	1	50%	2
MEDEXPRESS URGENT CARE - MARTINSVILLE		2			2
Kroger 477 - The Little Clinic Fort Mitchell		2			2
Errera Community Care Center		2			2
BETHESDA HOSPITAL			2	100%	2
Beecher Manor Nursing and Rehabilitation Center		2			2
PHYSICIANS LABORATORY SERVICES			2	100%	2
WURLAND NURSING AND REHABILITATION, L		2			2
Manor At Perrysburg		2			2
MOORE CLINICAL RESEARCH INC			2	100%	2
PIEDMONT ATHENS REGIONAL HOSPITAL LAB			2	100%	2
HANOVER ENDOSCOPY CENTER		2			2
INNOVATIVE CARE II LLC			2	100%	2
ROPER HOSPITAL			2	100%	2
MEDEXPRESS URGENT CARE - MYLAN			2	100%	2
HOLY FAMILY MEDICAL CENTER		1	1	50%	2
Tidelands Health Rehabilitation Hospital			2	100%	2
WEST COAST PEDIATRICS			2	100%	2
Mayaguez Outpatient Clinic		2			2
VA Central California HCS		2			2
BEREA URGENT CARE			2	100%	2
MANISTEE COUNTY MEDICAL CARE FACILITY		2			2
RAINY LAKE MEDICAL CENTER			2	100%	2
SYLVAN NURSING			2	100%	2
MOUNT SINAI MEDICAL CENTER OF FLORIDA, INC			2	100%	2
WALGREENS # 04626		1	1	50%	2
MEDEXPRESS URGENT CARE - LODI		2			2
TENNESSEE DEPARTMENT OF HEALTH (TDH) - REGIONAL LABORATORY			2	100%	2
Manorcare Health Services West Reading North		2			2
SPECTRA EAST INC		1	1	50%	2
Timber Ridge Health Care Center			2	100%	2
ACCESS MEDICAL GROUP OF TAMPA II, INC		2			2
MOBILE MEDICAL UNIT- SAINT JOSEPH REG		2			2
Robert Cranfield			2	100%	2
ADVANCED MEDICAL CARE			2	100%	2
CVS TX7431POCT ROWLETT		2			2
PRIMARY CARE SERVICES AT EDGEWATER		2			2
MEMORIAL HOSPITAL OF SOUTH BEND			2	100%	2
COLD SPRING HILLS CENTER FOR NURSING A		2			2
WEST HOUSTON MEDICAL CENTER			2	100%	2
UHEALTH CARDIOLOGY			2	100%	2
MI Nursing Restorative Center		2			2

COVID-19: testing by laboratory

Data through May 14, 2021 verified as of May 15, 2021 at 09:25 AM

Data in this report are provisional and subject to change.

The numbers in the table below represent the number of Florida and non-Florida residents for whom test results were received by the Department of Health. A person can be tested by more than one laboratory and can have both positive and negative results. **Therefore, the sum of the numbers in each column will be larger than the total number of people tested.**

Reporting lab	Inconclusive	Negative	Positive	Percent positive	Total
METHODIST SPECIALTY CARE CENTER		2			2
DELAWARE DIVISION OF PUBLIC HEALTH			2	100%	2
CARE NOW DENTON			2	100%	2
Great Lakes Health Center			2	100%	2
GOSHEN HOSPITAL			2	100%	2
The Grand Rehabilitation & Nursing Utica		2			2
LAKE SUCCESS EXTENDED CARE		2			2
MERCY CONVENIENT CARE			2	100%	2
PROSPECT URGENT CARE			2	100%	2
RHODE ISLAND DEPARTMENT OF HEALTH LABORATORIES			2	100%	2
AMERICAN LAB LLC		1	1	50%	2
CVS M05724POCT KANSAS CITY		2			2
WELL-KEY URGENT CARE SEVIERVILLE			2	100%	2
Virginia Gay Nursing and Rehab		2			2
THE WINDSOR ORTEGA		2			2
PATIENT FIRST MEDICAL CENTER-CARYTOWN			2	100%	2
SYNEOS HEALTH			2	100%	2
BAPTIST HEALTH PRIMARY CARE AT DORAL			2	100%	2
DMC UNIVERSITY LABORATORIES		1	1	50%	2
SYMPHONY OF BUFFALO GROVE		2			2
AMERICAN MEDICAL LABORATORIES			2	100%	2
WEAKLEY COUNTY REHAB AND NURSING CENTER		2			2
ARCPPOINTLABS OF VIRGINIA BEACH		1	1	50%	2
COLONIAL VILLA GOOD SAMARITAN CENTER		2			2
AHC PARIS		2			2
URGENT CARE AND SURGERY CENTER			2	100%	2
WyndRidge Health & Rehabilitation		2			2
CVS AZ5477POCT SURPRISE		2			2
KEATING SPORTS CENTER		2			2
WELLSTREET SMYNA URGENT CARE		2			2
ADVENT HEALTH - OWASA			2	100%	2
STANKUS FAMILY CARE		1	1	50%	2
CORTLAND PARK REHABILITATION AND NURSING CENTER		1	1	50%	2
CareATC - Enovation Controls			2	100%	2
CHILDREN PHYSICIANS GROUP			2	100%	2
RICHICHI FAMILY HEALTH			2	100%	2
ABSOLUTE QUICK CARE		1	1	50%	2
AGILE URGENT CARE			2	100%	2
BROOKDALE PALM BEACH GARDENS			2	100%	2
OPTUMSERVE HEALTH SERVICES INDIANA			2	100%	2
Douglas County Health Center		2			2
HIGHLAND PARK LAKEWOOD PRESTON HOLLOW			2	100%	2
RUST MEDICAL CENTER		2			2
SUNSHINE PHARMACY		2			2
BAYLOR COLLEGE OF MEDICINE			2	100%	2
SPRING HILL REGIONAL HOSPITAL			2	100%	2

COVID-19: testing by laboratory

Data through May 14, 2021 verified as of May 15, 2021 at 09:25 AM

Data in this report are provisional and subject to change.

The numbers in the table below represent the number of Florida and non-Florida residents for whom test results were received by the Department of Health. A person can be tested by more than one laboratory and can have both positive and negative results. **Therefore, the sum of the numbers in each column will be larger than the total number of people tested.**

Reporting lab	Inconclusive	Negative	Positive	Percent positive	Total
FLORIDA SCHOOL FOR THE DEAF & BLIND			2	100%	2
New Jersey Aim At Smg		2			2
BOCA RATON REGIONAL HOSPITAL INC			2	100%	2
FAST TEST NOW		2			2
RAPID URGENT CARE - ALBANY			2	100%	2
TEMPLE UNIVERSITY HOSPITAL			2	100%	2
Children's Specialized Hospital		2			2
Fairview		1	1	50%	2
CHNJ		2			2
ManorCare Rehab Center of Marietta		2			2
CONCENTRA - PLANT CITY		2			2
RAPID MEDLAB (002MO)		2			2
BAY CORRECTIONAL AND REHABILITATION FACILITY			2	100%	2
CHI MEMORIAL PRIMARY CARE ASSOCIATES-A		2			2
MEDEXPRESS URGENT CARE-MT PLEASANT		1	1	50%	2
KANSAS CITY VA MEDICAL CENTER			2	100%	2
WALGREENS AGUADILLA (ST 177)		2			2
CVS MA1877POCT NORTON		2			2
FLORIDA DEPARTMENT OF HEALTH IN CITRUS COUNTY		2			2
ADVENTHEALTH CENTRA CARE POINCIANA			2	100%	2
INSPIRE HEALTHCARE CENTER			2	100%	2
NSUH AT SYOSSET		2			2
PALM WEST INTERNIST PA			2	100%	2
Crest Manor Living and Rehabilitation		2			2
Lenawee Medical Care Facility		2			2
BAYCARE LABORATORIES			2	100%	2
MAINE CENTER FOR DISEASE CONTROL AND PREVENTION			2	100%	2
CREATIVE HEALTH CENTER			2	100%	2
BIRMINGHAM INTERNAL MEDICINE ASSOCIATE		1	1	50%	2
BERGEN COUNTY SURGICAL AND ENDOSCOPY CENTER		2			2
Iron County Medical Care Facility		2			2
DELRAY BEACH HEALTH CENTER			2	100%	2
HCR MANOR CARE SERVICES OF FLORIDA III INC		2			2
MEDSTAR HARBOR HOSPITAL			2	100%	2
FIRST PREVENTION AND DIALYSIS CENTER LLC			2	100%	2
CHIPLEY DIALYSIS			2	100%	2
ABRAKIDABRA PEDIATRIC CLINIC LLC			2	100%	2
SCIENTIFIC LABORATORY COMPANY		2			2
CVS AZ7855POCT TUCSON		1	1	50%	2
Bedford Care Center of Hattiesburg		2			2
MEDEXPRESS URGENT CARE, LEBANON		2			2
CARELINE PHARMACY AND HEALTHCARE SERVICES		1	1	50%	2
MEASE COUNTRYSIDE HOSPITAL CARDIAC REH			2	100%	2
WARE EXPRESS CARE			2	100%	2
Kroger 400 - The Little Clinic Hartley Bridge Rd		1	1	50%	2
UNIVERSITY OF BALTIMORE WASHINGTON MEDICAL CENTER			2	100%	2

COVID-19: testing by laboratory

Data through May 14, 2021 verified as of May 15, 2021 at 09:25 AM

Data in this report are provisional and subject to change.

The numbers in the table below represent the number of Florida and non-Florida residents for whom test results were received by the Department of Health. A person can be tested by more than one laboratory and can have both positive and negative results. **Therefore, the sum of the numbers in each column will be larger than the total number of people tested.**

Reporting lab	Inconclusive	Negative	Positive	Percent positive	Total
LAREDO EMERGENCY ROOM			2	100%	2
CVS AZ10529POCT SCOTTSDALE		2			2
ADVENT HEALTH CENTRAL TEXAS		1	1	50%	2
PREMIER FAMILY CARE I, INC			2	100%	2
COOPER CLINIC			2	100%	2
DEL SOL MEDICAL CENTER			2	100%	2
CLINIC OF PLANT CITY, THE		2			2
CVS M08581POCT BLUE SPRINGS		1	1	50%	2
CARINGPLUS HOMECARE LLC		1	1	50%	2
TWIN LAKES REHAB & HEALTHCARE		2			2
ENCOMPASS HEALTH HOME HEALTH		1	1	50%	2
ANDERSON COUNTY HOSPITAL			2	100%	2
PALMETTO BAY MEDICAL CENTER		1	1	50%	2
VICKIE N HARRELL MD		2			2
ST VINCENT'S AMBULATORY CARE INC			2	100%	2
MID-FLORIDA HEMATOLOGY AND ONCOLOGY CENTERS		2			2
ROCKWALL URGENT CARE			2	100%	2
DEVLAB, LLC			2	100%	2
SMITH NORTHVIEW HOSPITAL LAB			2	100%	2
AYASS BIOSCIENCE LLC			2	100%	2
CHESTERFIELD HEALTHCARE GROUP, INC		2			2
Kroger 686 - The Little Clinic Farragut		2			2
CHILDREN'S MEDICAL CENTER-EAST ORLANDO			2	100%	2
Fairhaven Retirement Community		2			2
HENRY FORD WEST BLOOMFIELD HOSPITAL			2	100%	2
POMONA VALLEY COMMUNITY HOSPITAL			2	100%	2
HOUSTON HEALTH DEPARTMENT - BUREAU OF LABORATORY SERVICES			2	100%	2
ALABAMA REFERENCE LAB			2	100%	2
NEMOURS CHILDREN'S PRIMARY CARE THE VILLAGES		2			2
ManorCare Health Services Peters Township		2			2
BOND COMMUNITY HEALTH CENTER			2	100%	2
87TH MEDICAL GROUP - MCGUIRE AMBULATORY CARE FACILITY		2			2
HAMPTON VAMC		2			2
ADVENTHEALTH IMAGING PARTIN SETTLEMENT			2	100%	2
IM&P WELLNES CENTER			2	100%	2
MADISON HOSPITAL LABORATORY			2	100%	2
AMEDISYS HOME HEALTH OF GREENVILLE			2	100%	2
Delaware Court Healthcare Center		2			2
CIGNA GATEWAY			2	100%	2
CLARKSVILLE HEALTH SYSTEM			2	100%	2
SUMMERFIELD RETIREMENT LIVING, INC			2	100%	2
FHPG SURGICAL ASSOCIATES OF EAST PASCO			2	100%	2
HERNANDO CHILDREN'S			2	100%	2
Dexter Health Care		2			2
ST MARYS HEALTH CARE SYSTEM		2			2
BIOHEALTH MEDICAL LAB INC			2	100%	2

COVID-19: testing by laboratory

Data through May 14, 2021 verified as of May 15, 2021 at 09:25 AM

Data in this report are provisional and subject to change.

The numbers in the table below represent the number of Florida and non-Florida residents for whom test results were received by the Department of Health. A person can be tested by more than one laboratory and can have both positive and negative results. **Therefore, the sum of the numbers in each column will be larger than the total number of people tested.**

Reporting lab	Inconclusive	Negative	Positive	Percent positive	Total
SWIFT CREEK HEALTH CENTER AT THE TEMPL		2			2
OAKS AT AVON,THE		2			2
LEHIGH MEDICAL AND RESEARCH CENTER, INC			2	100%	2
ST ANTHONY'S PINELLAS CARE CLINIC			2	100%	2
Absolut Care at Three Rivers		2			2
BAYMEADOWS PRIMARY CARE		2			2
Veterans Health Administration-Public Health Reference Laboratory		1	1	50%	2
EXPRESS CARE OF LEESBURG			2	100%	2
FLORIDA MEDICAL CLINIC IM LUTz			2	100%	2
UNITED MEMORIAL MEDICAL CENTER			2	100%	2
CVS NC2297335CV GREENSBORO		2			2
OUR LOVING HANDS COMPANION SERVICE LLC		2			2
FALMOUTH HOSPITAL		1	1	50%	2
WASHINGTONVILLE PHARMACY INC		2			2
Stillwater Healthcare		2			2
PEACEHEALTH CENTRAL		2			2
FLORIDA DEPARTMENT OF HEALTH IN LEE COUNTY		1	1	50%	2
WALGREENS #10495		2			2
Good Samaritan Society-Blackduck		1	1	50%	2
LEXINGTON PLACE			2	100%	2
VANAYER HEALTHCARE AND REHAB CENTER		2			2
AMERICAN FAMILY CARE URGENT CARE		1	1	50%	2
ABBEY DELRAY SOUTH IN FLORIDA			2	100%	2
WALGREENS #05432		2			2
EXCELTOX LABORATORIES LLC		2			2
HCA HOUSTON ER 24/7			2	100%	2
UF KANAPAHA LAB BEAKER		2			2
CVS NE2741POCT LA VISTA		2			2
SAWGRASS PEDIATRIC PARTNERS LLC			2	100%	2
PHYSICIANS PREMIER			2	100%	2
SOUTH DAKOTA DEPARTMENT OF HEALTH		2			2
ADVANTA ANALYTICAL LABORATORIES			2	100%	2
Iowa Veterans Home		2			2
OELWEIN HEALTH CARE CENTER		2			2
CSS- TWELVE OAKS			2	100%	2
TRINITAS REGIONAL MEDICAL CENTER		1	1	50%	2
CRAWFORD COUNTY CARE CENTER		2			2
CARE 365			2	100%	2
POLK PEDIATRICS		1	1	50%	2
Durham VAMC		2			2
MEDEXPRESS URGENT CARE - SPRINGFIELD, COOLEY ST		2			2
SIMMONS			2	100%	2
PALOS COMMUNITY HOSPITAL LABORATORY			2	100%	2
CVS SC7567POCT BOILING SPRINGS		1	1	50%	2
CONEMAUGH MEMORIAL MEDICAL CENTER		2			2
Kroger 745 - The Little Clinic Somerset		2			2

COVID-19: testing by laboratory

Data through May 14, 2021 verified as of May 15, 2021 at 09:25 AM

Data in this report are provisional and subject to change.

The numbers in the table below represent the number of Florida and non-Florida residents for whom test results were received by the Department of Health. A person can be tested by more than one laboratory and can have both positive and negative results. **Therefore, the sum of the numbers in each column will be larger than the total number of people tested.**

Reporting lab	Inconclusive	Negative	Positive	Percent positive	Total
SENDER RETREAT ADULT DAY CARE CENTERS			2	100%	2
NAVAL BRANCH MEDICAL CLINIC			2	100%	2
MAJESTIC GUARDIANS			2	100%	2
VA Greater LA HCS-Santa Maria OPC			2	100%	2
SUMMIT URGENT CARE - MARIETTA		2			2
BOSTON PUBLIC HEALTH COMMISSION			2	100%	2
EASTLAKE MEDICAL CENTER		2			2
CVS TX4794POCT ARLINGTON		2			2
HUMILITY OF MARY HEALTH PARTNERS			2	100%	2
MICARE CLINC			2	100%	2
URGENT CARE OF COASTAL GEORGIA			2	100%	2
PM PEDIATRICS OF BAYSIDE, PLLC - RIVE		2			2
GOOD PEDIATRICS			2	100%	2
HEAD 2 TOE PEDIATRICS, PLLC		1	1	50%	2
FLORIDA MEDICAL CLINIC RADIOLOGY DALE MABRY		2			2
MID AMERICA CLINICAL LABS			2	100%	2
ROUTE 16 PHARMACY LLC DBA HOLLAND PHAR		2			2
Jersey City Medical Center		2			2
GARNET HEALTH DOCTORS		2			2
LABTOX LABORATORIES			2	100%	2
UNIVERSITY OF TEXAS AT EL PASO, THE			2	100%	2
US LABS		2			2
CHAPPEL GROUP RESEARCH, THE		2			2
UNIVERSITY OF MARYLAND PATHOLOGY ASSOCIATES			2	100%	2
NEW YORK UNIVERSITY MEDICAL CENTER			2	100%	2
VITAL CARE CLINIC, LLC			2	100%	2
Garden Care Center		2			2
MEDEXPRESS URGENT CARE - OMAHA N 72 ST		2			2
UNIVERSITY OF VERMONT MEDICAL CENTER			2	100%	2
Avanti Wellness and Rehab			2	100%	2
INTEGRITY CLINICAL RESEARCH CENTER INC		1	1	50%	2
SOUTH HILLSBOROUGH CBOC			2	100%	2
Ozark Health and Rehabilitation, LLC		2			2
SENECA HEALTH CARE CENTER		2			2
CARLE FOUNDATION HOSPITAL LABORATORY			2	100%	2
TMH PHYSICIAN PARTNERS PERRY		2			2
TRICORE REFERENCE LABORATORY		1	1	50%	2
HEARTLAND REGIONAL MEDICAL CENTER		1	1	50%	2
MINUTECLINIC DIAGNOSTIC PA #7110		2			2
MEDEXPRESS URGENT CARE, MOSSIDE		2			2
WEST FLORIDA MEDICAL ASSOCIATES			2	100%	2
CHRISTIAN REST HOME ASSOC		2			2
ORLANDO LUTHERAN TOWERS		1	1	50%	2
IN & OUT URGENT CARE METAIRIE			2	100%	2
Harris Hill Nursing Facility		2			2
EXCUSED ABSENCE PLLC		2			2

COVID-19: testing by laboratory

Data through May 14, 2021 verified as of May 15, 2021 at 09:25 AM

Data in this report are provisional and subject to change.

The numbers in the table below represent the number of Florida and non-Florida residents for whom test results were received by the Department of Health. A person can be tested by more than one laboratory and can have both positive and negative results. **Therefore, the sum of the numbers in each column will be larger than the total number of people tested.**

Reporting lab	Inconclusive	Negative	Positive	Percent positive	Total
STATE OF FLORIDA			2	100%	2
LUTHERAN SERVICES FLORIDA INC		1	1	50%	2
BAPTIST HEALTH MEDICAL PLAZA			2	100%	2
PRECISION CLINICAL RESEARCH			2	100%	2
SANFORD REGIONAL HOSPITAL WORTHINGTON		2			2
FLORIDA MEDICAL CLINIC CARDIOLOGY-ZH			2	100%	2
LABRADOR PRIMARY CARE CENTER			2	100%	2
SETON HILL UNIVERSITY		2			2
FLORIDA COMMUNITY HEALTH CENTERS, INC.			2	100%	2
NORTHWEST MEDICAL CENTER LABORATORY		2			2
Bethany Manor		2			2
ASSOCIATES IN INTERNAL MEDICINE PA			2	100%	2
CVS LA1116POCT BATON ROUGE		1	1	50%	2
WISCONSIN STATE LABORATORY OF HYGIENE		1	1	50%	2
SPARTANBURG REGIONAL MEDICAL CENTER			2	100%	2
TMH EC NORTHEAST LABORATORY			2	100%	2
HEALTH NETWORK LAB			2	100%	2
HARTFORD HEALTH CARE & REHABILITATION			2	100%	2
DNA DIAGNOSTICS CENTER		2			2
UNIVERSITY OF MIAMI SCCC RESEARCH LABORATORY			2	100%	2
OXLEY PARK HEALTH & REHAB		2			2
MAYO CLINIC COUMADIN CLINIC LABORATORY		1	1	50%	2
WATERBURY HOSPITAL REFERENCE LAB			2	100%	2
PHOEBE BERKS HEALTH CARE CENTER		2			2
LACORP		1	1	50%	2
KETTERING MEDICAL CENTER			2	100%	2
Sevierville Health and Rehabilitation		2			2
UNITY LONGPOND		2			2
ADVAGENIX			2	100%	2
Port Orange Nursing And Rehab Center			2	100%	2
MEDEXPRESS URGENT CARE - ST CLAIR, CLOVER DR.		1	1	50%	2
GULF COAST REGIONAL MEDICAL CARE		2			2
Church Creek SNF			2	100%	2
MEDEXPRESS URGENT CARE - DERBY N ROCK		2			2
OSF ST JOSEPH MEDICAL CENTER			2	100%	2
BLACKBAG DIGITAL HEALTH LLC		2			2
WOODHILLS LABS			2	100%	2
WillowBrooke Court at Westminster Village		2			2
PANCARE HEALTH - SNEADS ELEMENTARY			2	100%	2
WILLOWBROOKE CT AT LIMA ESTATES		2			2
JOHNSON CITY MEDICAL CENTER		1	1	50%	2
CENTRAL FLORIDA FAMILY HEALTH CENTER		2			2
ACCESS MEDICAL GROUP OF FLORIDA CITY			2	100%	2
STATCARE URGENT AND WALK-IN			2	100%	2
CONWAY MEDICAL CENTER			2	100%	2
CVS NJ2369POCT JACKSON		2			2

COVID-19: testing by laboratory

Data through May 14, 2021 verified as of May 15, 2021 at 09:25 AM

Data in this report are provisional and subject to change.

The numbers in the table below represent the number of Florida and non-Florida residents for whom test results were received by the Department of Health. A person can be tested by more than one laboratory and can have both positive and negative results. **Therefore, the sum of the numbers in each column will be larger than the total number of people tested.**

Reporting lab	Inconclusive	Negative	Positive	Percent positive	Total
POPLAR HEALTHCARE			2	100%	2
CITY OF NEW YORK DEPARTMENT OF HEALTH			2	100%	2
DESERT SPRINGS HOSPITAL			2	100%	2
AMERICAN RESEARCH CENTERS OF FLORIDA			2	100%	2
FRASER MEMORIAL HOSPITAL		1	1	50%	2
MEDSTAR HEALTH URGENT CARE			2	100%	2
VETERANS AFFAIRS MEDICAL CENTER - GREATER LOS ANGELES			2	100%	2
GRACE HEALTHCARE OF LAKE WALES		1	1	50%	2
ALL CHILDRENS PEDIATRIC CLINIC			2	100%	2
FIRSTCHOICE FAMILY CARE, PLLC		2			2
PULMONARY MEDICINE		2			2
Northpoint Lexington Healthcare		1	1	50%	2
ONslow COUNTY HEALTH DEPARTMENT			2	100%	2
FORT MYERS NORTH DIALYSIS		1	1	50%	2
DIAGNOSTIC AFFILIATES			2	100%	2
MCCALLIE SCHOOL-STUDENT HEALTH CENTER		2			2
Parkridge Specialty Care		2			2
Walgreens #12427		1	1	50%	2
CARTERSVILLE URGENT CARE		1	1	50%	2
PALM MEDICAL CENTER - PLANT CITY		2			2
ADVOCATE SHERMAN HOSPITAL			2	100%	2
MEDEXPRESS URGENT CARE - LINCOLN VILLA		2			2
RMC BROOKHOLLOW MED AESTHETICS INC		2			2
SELECT MEDICAL CLINIC			2	100%	2
BAPTIST HOSPITAL INTERNAL MEDICINE GULF BREEZE			2	100%	2
Kroger 687 - The Little Clinic Sugar Hill		1	1	50%	2
FLORIDA DEPARTMENT OF HEALTH IN ESCAMBIA COUNTY		1	1	50%	2
GASTROENTEROLOGY ASSOCIATES			2	100%	2
EXPRESS PHARMACY INC		1	1	50%	2
ALBANNA PEDIATRICS CENTER			2	100%	2
IDAHO BUREAU OF LABORATORIES		2			2
LILY PHARMACY		2			2
MAGNOLIA ADULT, LLC			2	100%	2
OUR LADY OF THE LAKE REGIONAL MEDICAL CENTER			2	100%	2
VA Healthcare Center- Newburg		1	1	50%	2
MOBILE PHLEBOTOMY SERVICES			2	100%	2
MINUTECLINIC DIAG OF IND, LLC #4368		2			2
ACL LABORATORIES - ROSEMONT			2	100%	2
Harbert Hills Academy Nursing Home		2			2
HMH HOSPITALS CORPORATION		2			2
ASPIRUS RIVERVIEW HOSPITAL & CLINICS INC		1	1	50%	2
DUKE HEALTH REGIONAL HOSPITAL			2	100%	2
NEXTCARE DOBSON			2	100%	2
Pinnacle Assisted Living			2	100%	2
TOMAH VAMC		1	1	50%	2
Buena Vista Care Center		2			2

COVID-19: testing by laboratory

Data through May 14, 2021 verified as of May 15, 2021 at 09:25 AM

Data in this report are provisional and subject to change.

The numbers in the table below represent the number of Florida and non-Florida residents for whom test results were received by the Department of Health. A person can be tested by more than one laboratory and can have both positive and negative results. **Therefore, the sum of the numbers in each column will be larger than the total number of people tested.**

Reporting lab	Inconclusive	Negative	Positive	Percent positive	Total
NORTH MANATEE HEALTH CARE CENTER			2	100%	2
CARE ATC SUN HYDRAULICS TALLAVAST			2	100%	2
JEFFERSON WASHINGTON TOWNSHIP HOSPITAL		2			2
CVS MA1094POCT GREENFIELD		2			2
Macon Valley Nursing and Rehabilitation Center		2			2
ST JOSEPH'S HOSPITAL INC			2	100%	2
COLONIAL HEALTH CARE		1	1	50%	2
CAROLINAS HEALTHCARE SYSTEM LAB			2	100%	2
DALLAS MEDICAL CENTER			2	100%	2
PT&J REHAB LLC		1	1	50%	2
FAST AID URGENT CARE			2	100%	2
STAGES OF LIFE MEDICAL INSTITUTE			2	100%	2
MORSELIFE HOME CARE INC			2	100%	2
GREEN RIVER MEDICAL CENTER			2	100%	2
AL MANI HEALTH INSTUTUTE		2			2
MEMORIAL HERMANN HOSPITAL			2	100%	2
CITRUS DERMATOLOGY			2	100%	2
UTMB PATHOLOGY CLINICAL SERVICES LABORATORY			2	100%	2
INTEAM HEALTH, INC.			2	100%	2
SWEDISH COVENANT HOSPITAL			2	100%	2
SPRINGFIELD HOSPITAL LABORATORY			2	100%	2
Cottage of the Shoals		2			2
REGIONS HOSPITAL LABORATORY			2	100%	2
METHODIST HEALTHCARE - MEMPHIS HOSP		2			2
FLORIDA MENTOR FAULKNER GROUP HOME			2	100%	2
BLOSSOMS ASSISTED LIVING 1 LLC			2	100%	2
Cedar Valley Nursing & Rehab Center		2			2
St. Luke's Care Center		2			2
FAMILY URGENT CARE		2			2
ULTIMATE KIDNEY CARE			2	100%	2
LAKEVIEW HEALTH CARE SYSTEM LLC			2	100%	2
BMC/JACSONVILLE		1	1	50%	2
Kroger 518 - The Little Clinic Hermitage		2			2
AMERICAN MOLECULAR LABORATORIES			2	100%	2
SOUTHEASTERN INSTITUTE OF RESTORATIVE MEDICINE		1	1	50%	2
OHSU LABORATORY SERVICES		2			2
COVANCE			2	100%	2
JRS LABORATORY			2	100%	2
ALL PEDIATRIC CARE PA			2	100%	2
WEST VIRGINIA LABORATORIES			2	100%	2
CVS AZ9273POCT TUCSON			2	100%	2
URGENTMED PLANTATION			2	100%	2
NORTON IMMEDIATE CARE CENTER - PRESTON			2	100%	2
SCDHEC BUREAU OF LABORATORIES			2	100%	2
GILA REGIONAL MEDICAL CENTER		2			2
INTERNAL MEDICINE SPECIALISTS MEDICAL GROUP, PA		2			2

COVID-19: testing by laboratory

Data through May 14, 2021 verified as of May 15, 2021 at 09:25 AM

Data in this report are provisional and subject to change.

The numbers in the table below represent the number of Florida and non-Florida residents for whom test results were received by the Department of Health. A person can be tested by more than one laboratory and can have both positive and negative results. **Therefore, the sum of the numbers in each column will be larger than the total number of people tested.**

Reporting lab	Inconclusive	Negative	Positive	Percent positive	Total
NORTHSIDE FAMILY MEDICINE AND URGENT CARE (EAST COBB)		2			2
RAPID RESULT CORP LLC		1	1	50%	2
SOUTHEAST GEORGIA HEALTH SYSTEM			2	100%	2
Ohio Veterans Home-Georgetown		2			2
PEACE RIVER CENTER CRISIS STABILIZATION UNIT		1	1	50%	2
APPLING NURSING & REHABILITATION PAVIL		2			2
Holiday Retirement Home			2	100%	2
ENVOY OF FORK UNION, LLC DBA ENVOY AT THE VILLAGE		2			2
North Ottawa Care Center at Heartwood Lodge		2			2
WELLNESS MEDICAL CLINIC			2	100%	2
ILLINOIS DEPT OF PUBLIC HEALTH LABS			2	100%	2
ASCENSION ST MICHAEL'S HOSPITAL LAB		1	1	50%	2
MINERS COLFAX MEDICAL CENTER		2			2
CLEMENT J ZABLOCKI VAMC		2			2
RM PHARMACY SERVICES INC		1	1	50%	2
WESTMINSTER SUNCOAST			2	100%	2
Essex Center for Rehabilitation and Healthcare		2			2
POINT OF CARE PRIVATE HEALTH MANAGEMENT			2	100%	2
DESERT HOSPITAL/CPHU CLINICAL LABORATORY			2	100%	2
LABCORP OF AMERICA HOLDINGS		1	1	50%	2
THE EDGEWATER AND WATERMAN VILLAGE			2	100%	2
AHC Forest cove		2			2
LIBERTY HEALTH CENTER			2	100%	2
PLAINS REGIONAL MEDICAL CENTER		2			2
A G RHODES HOME AT WESLEY WOODS		2			2
Grand Junction VAMC		2			2
COASTAL MEDICAL LAB			2	100%	2
RIVERVIEW MEDICAL CLINIC		2			2
Walgreens #9890		2			2
MD NOW URGENT CARE MEDICAL CENTERS INC			2	100%	2
BENEVA LAKES ASSISTED LIVING CENTER			2	100%	2
RIVER CITY MEDICAL ASSOCIATES, INC			2	100%	2
INSPIRIT SENIOR LIVING			2	100%	2
FIRST CHOICE MEDICAL PC			2	100%	2
REDMOND REGIONAL MEDICAL CENTER		1	1	50%	2
TGH Brandon Healthplex Laboratory			2	100%	2
WillowBrooke Court at Southampton Estates		2			2
VALLEY BAPTIST MEDICAL CENTER: BROWNSVILLE			2	100%	2
ADVANCED FOOT AND ANKLE OF INDIAN RIVER		2			2
Kroger 672 - The Little Clinic Bill Kennedy & Glenwood		2			2
REHOBOTH MCKINLEY CHRISTIAN HOSPITAL		2			2
Edinboro Manor		2			2
ARLINGTON DIALYSIS CENTER LLC		2			2
REELFOOT FAMILY WALK IN CLINIC - TIPT		2			2
GRANDVIEW COLLEGE STUDENT HEALTH CENTE		2			2
BIOMAT USA			2	100%	2

COVID-19: testing by laboratory

Data through May 14, 2021 verified as of May 15, 2021 at 09:25 AM

Data in this report are provisional and subject to change.

The numbers in the table below represent the number of Florida and non-Florida residents for whom test results were received by the Department of Health. A person can be tested by more than one laboratory and can have both positive and negative results. **Therefore, the sum of the numbers in each column will be larger than the total number of people tested.**

Reporting lab	Inconclusive	Negative	Positive	Percent positive	Total
TULANE MEDICAL CENTER			2	100%	2
JENNIE STUART MEDICAL CENTER			2	100%	2
BUFFALO CROSSINGS HEALTHCARE AND REHABILITATION CENTER			2	100%	2
HPH HOME CARE		1	1	50%	2
NYUMC CLINICAL LABORATORIES			2	100%	2
MD NOW URGENT CARE CENTER INC.			2	100%	2
PIEDMONT MOUNTAINSIDE HOSPITAL LABORAT		2			2
NEW YORK CITY CENTRAL COVID			2	100%	2
PM PEDIATRICS OF BAYSIDE PLLC - BELLER		2			2
CVS OH6185POCT PICKERINGTON		2			2
LAB PLUS, LLC			2	100%	2
CARESPOT URGENT CARE		1	1	50%	2
BAYFRONT CARDIOVASCULAR ASSOCIATES		1	1	50%	2
KJ MEDICAL PRACTICE PC		2			2
Imboden Creek Living Center		2			2
JUPITER PEDIATRIC ASSOCIATES, PA		1	1	50%	2
The Palms Nursing and Rehabilitation		1	1	50%	2
LIFETIME FAMILY URGENT CARE			2	100%	2
The Suites at Western Home Communities		2			2
JULIE STAATS DO		2			2
UNIVERSTIY OF ILLINOIS HOSPITAL			2	100%	2
MIDLAND MEMORIAL HOSPITAL			2	100%	2
Winer Haven Health and Rehabilitation Center		2			2
COBLESKILL REGIONAL HOSPITAL		2			2
SOUTHEASTERN HEALTH FACILITES, INC		1	1	50%	2
LAS PALMAS MEDICAL CENTER			2	100%	2
DOCTORS CARE OF PALM COAST			2	100%	2
SHEPHERD CENTER CLINICAL LABORATORY		2			2
WALGREENS #05911		2			2
Manorcare Health Services - Williamsport South		2			2
AHC Humboldt		2			2
Advanced Rehabilitation and Healthcare of Wichita Falls		2			2
HAILE MEDICAL GROUP PA		2			2
SIOUX FALLS STORM		2			2
CITRUS PARK			2	100%	2
JASPER MEMORIAL HOSPITAL		1	1	50%	2
WALGREENS #05018		2			2
MC MEDICAL			2	100%	2
EDGEWATER RETIREMENT MANOR			2	100%	2
CARBON HEALTH			2	100%	2
Fox Subacute at Warrington		2			2
AMICUS MEDICAL CENTER LLC			2	100%	2
CLEVELAND CLINIC FLORIDA LABORATORY			2	100%	2
COLUMBIA COTTAGE		2			2
RENFREW CENTERS INC		2			2
TRIDENT ANTI AGING LLC			2	100%	2

COVID-19: testing by laboratory

Data through May 14, 2021 verified as of May 15, 2021 at 09:25 AM

Data in this report are provisional and subject to change.

The numbers in the table below represent the number of Florida and non-Florida residents for whom test results were received by the Department of Health. A person can be tested by more than one laboratory and can have both positive and negative results. **Therefore, the sum of the numbers in each column will be larger than the total number of people tested.**

Reporting lab	Inconclusive	Negative	Positive	Percent positive	Total
Lynwood		2			2
MEDEXPRESS URGENT CARE -HOWELL US HWY		2			2
Mountainview Nursing Home		2			2
HOME ACCESS HEALTH			2	100%	2
FLORIDA CLINICAL LABORATORY INC			2	100%	2
CVS OH4327POCT PAINESVILLE		2			2
A+ URGENT/PRIMARY CARE			2	100%	2
Kroger 409 - The Little Clinic Hebron Marketplace		1	1	50%	2
ROYAL OAK MEDICAL CENTER LLC DBA CHARACTER FAMILY			2	100%	2
SPECIALTY LABORATORIES			2	100%	2
NORTH DAKOTA VETERANS HOME		2			2
FIRST CARE WALK IN CLINIC LLC			2	100%	2
MIAMI DADE MEDICAL RESEARCH INSTITUTE			2	100%	2
JFK MEDICAL CENTER LABORATORY DEPT		2			2
INDIANA STATE DEPARTMENT OF HEALTH LAB			2	100%	2
PHYSICIANS ASSOCIATES PA			2	100%	2
OAKMONT EAST- GREENVILLE SC, LLC		2			2
SOUTHERN SPRINGS HEALTH CARE		2			2
BAPTIST HOSPITAL LABORATORY			2	100%	2
BAYCARE OUTREACH LAB			2	100%	2
CPL LABS			2	100%	2
PROFESSIONAL DIALYSIS CENTER			2	100%	2
MEMORIAL HOSPITAL WEST			2	100%	2
Cortland Acres Association		2			2
Guilford Health Care Center		2			2
PRONTO URGENT CARE			2	100%	2
FLAGLER HOME CARE			2	100%	2
ROBERTS WESLEYAN COLLEGE HEALTH CENTE		2			2
MOSAIC MEDICAL CENTER MARYVILLE			2	100%	2
LOUIS A JOHNSON VAMC		2			2
LAB CORP OF AMER SAN DIEGO			2	100%	2
BRENTWOOD AT FORE RANCH			2	100%	2
ALBUQUERQUE - AMG SPECIALTY HOSPITAL		2			2
MEDEXPRESS URGENT CARE - WICHITA, N MAIZE RD		1	1	50%	2
Southern Pines Healthcare Center		1	1	50%	2
Walgreens #5065		2			2
SWEETWATER NURSING CENTER		2			2
OMEGA RESEARCH CONSULTANTS			2	100%	2
COMPLETE HEALTH MEDICAL CENTER			2	100%	2
DURAND SENIOR CARE & REHAB CENTER		2			2
Warren Center for Rehabilitation and Nursing		2			2
CAREATC - PALM HARBOR		1	1	50%	2
NATIONWIDE LABORATORY SERVICES		1	1	50%	2
Kroger 739 - The Little Clinic La Grange Road		2			2
Jacob's Creek Nursing and Rehabilitation Center		2			2
Kroger 356 - The Little Clinic Middletown		2			2

COVID-19: testing by laboratory

Data through May 14, 2021 verified as of May 15, 2021 at 09:25 AM

Data in this report are provisional and subject to change.

The numbers in the table below represent the number of Florida and non-Florida residents for whom test results were received by the Department of Health. A person can be tested by more than one laboratory and can have both positive and negative results. **Therefore, the sum of the numbers in each column will be larger than the total number of people tested.**

Reporting lab	Inconclusive	Negative	Positive	Percent positive	Total
GALEN BAYLOR EXTENSION		2			2
SARASOTA MEMORIAL MEDICAL URGENT CARE CENTER			2	100%	2
VALLEY MEDICAL LABORATORY			2	100%	2
Walgreens #19019		2			2
Beth Sholom Home of Eastern Virginia		1	1	50%	2
CVS AZ5892POCT LAVEEN		2			2
UNM SANDOVAL REGIONAL MEDICAL CENTER		2			2
BAYSHORE MEDICAL CENTER			2	100%	2
MAYO CLINIC GROUP PRACTICE LABORATORY			2	100%	2
JACOBO N LAMA, MD PA		2			2
LITTLE FALLS HOSPITAL LABORATORY		2			2
PM PEDIATRICS OF SELDEN, PLLC		2			2
DRR JMC URGENT CARE DONALD ROSS			2	100%	2
PALMS OF FT MYERS,THE			2	100%	2
TRINITY DIALYSIS			2	100%	2
MIRAMAR KIDNEY CENTER		1	1	50%	2
DOCTOR'S IN-HOUSE LAB/COMMUNITY HEALTH CENTERS OF PINELLAS - JOHNNIE R			2	100%	2
MEDICAL ARTS LABORATORY			2	100%	2
EASTERN NIAGARA HOSPITAL		2			2
SPECTRUM HEALTH			2	100%	2
FLORIDA LIVING NURSING CENTER			2	100%	2
Good Samaritan Society Waukon		2			2
SUNBRIDGE CARE & REHAB FOR DECATUR		2			2
MEDPOST - NORTH DALLAS			2	100%	2
BAPTIST HEALTH LEXINGTON			2	100%	2
SOUTHERN BREEZE HEALTHCARE		1	1	50%	2
UMMC MIDTOWN CAMPUS			2	100%	2
TMH PHYSICIAN PARTNERS MONTICELLO		1	1	50%	2
KAISER SUNNYSIDE MEDICAL CTR LAB		2			2
FHCP ASC - ORANGE CITY			2	100%	2
Friendship Manor Inc.		2			2
ASCENSION ST VINCENT'S RIVERSIDE			2	100%	2
EVERYBODY'S FAMILY CLINIC		2			2
DELAWARE DIAGNOSTICS LABS			2	100%	2
MIDDLE TENN MENTAL HEALTH INSTITUTE		2			2
MEDICAL ASSOCIATES OF BREVARD LLC		1	1	50%	2
Kroger 412 - The Little Clinic Oxford		2			2
CVS PHARMACY INC DBA CVS/PHARMACY # 10600		2			2
Oakmont of Katy Nursing and Rehabilitation		2			2
Chatham Nursing and Rehab Center		2			2
EVANS FAMILY CARE PA			2	100%	2
PREVENTIVE HEALTH PARTNERS I L S C		2			2
MEDICAL CITY LAS COLINAS			2	100%	2
Kroger 441 - The Little Clinic Middletown		2			2
SIGNAL DIAGNOSTICS DBA FLOWHEALTH LABS			2	100%	2
Parkwood in the Pines		2			2

COVID-19: testing by laboratory

Data through May 14, 2021 verified as of May 15, 2021 at 09:25 AM

Data in this report are provisional and subject to change.

The numbers in the table below represent the number of Florida and non-Florida residents for whom test results were received by the Department of Health. A person can be tested by more than one laboratory and can have both positive and negative results. **Therefore, the sum of the numbers in each column will be larger than the total number of people tested.**

Reporting lab	Inconclusive	Negative	Positive	Percent positive	Total
MELBOURNE URGENT CARE			2	100%	2
VENETIAN GARDENS		2			2
MERCY MEDICAL CENTER INC		1	1	50%	2
JOHN D. ARCHBOLD MEM. HOSPITAL			2	100%	2
FLORIDA PRIMARY CARE CENTER PA		2			2
ST JOHNS EPISCOPAL HOSPITAL SOUTH SHORE		1	1	50%	2
CVS MA38POCT CHARLTON		2			2
NEMOURS CHILDREN'S PRIMARY CARE OF VERO BEACH			2	100%	2
Glenburn Home		2			2
NEW DISCOVERY BIOLOGICS, LLC		1	1	50%	2
PEDIATRIC ASSOCIATES OF JULINGTON CREEK			2	100%	2
FAMILY PRACTICE OF CENTRAL FLORIDA PA			2	100%	2
NEWTON MEMORIAL HOSPITAL		2			2
NORTH OKALOOSA PHYSICIAN GRP - WALK IN CLINIC			2	100%	2
WEST FLORIDA MEDICAL ASSOCIATES, PA			2	100%	2
MEDEXPRESS URGENT CARE - BENTON		2			2
BIONIC TECHNOLOGIES CORPORATION			2	100%	2
SKY LAKES MEDICAL CENTER		2			2
MINUTE CLINIC DIAGNOSTICS OF IN, LLC #6252		2			2
Sanford Health & Rehabilitation			2	100%	2
Kroger 667 - The Little Clinic Litchfield Park		2			2
BAPTIST HOSPITAL PRIMARY CARE GULF BREEZE			2	100%	2
MERCY HEALTH LAB		1	1	50%	2
STEELFUSION/RJ LEE GROUP LABORATORY			2	100%	2
PRIMACARE MEDICAL LAKEWOOD			2	100%	2
TRUE HEALTH INC			2	100%	2
FKC AMELIA ISLAND DIALYSIS			2	100%	2
CVS OH3980POCT KENT		2			2
SALEM VAMC		2			2
Robert J Dole VAMC		2			2
MOBILE HEALTH LABS LLC			2	100%	2
SHANDS JACKSONVILLE CLINICAL CENTER		1	1	50%	2
UNIVERSITY HOSPITAL OF BROOKLYN		2			2
LIFESPRING COMMUNITY HEALTH		2			2
GIGI WOOD DAVIS DO-FAMILY MEDICINE		2			2
CAREWELL JW - WORCESTER LNC			2	100%	2
Henry County Health and Rehabilitation		2			2
FLORIDA MEDICAL CLINIC PA PATEL CW		1	1	50%	2
MEDEXPRESS URGENT CARE - ROSS TOWNSHIP		2			2
DIGESTIVE DISEASE CARE PC		2			2
HOPE HEALTH & WELLNESS		2			2
CAROLINA BAY HEALTHCARE CTR OF WILMING		2			2
Hartwell Health and Rehabilitation		2			2
BERKSHIRE MEDICAL CENTER			2	100%	2
ADVANCED MEDICAL OF FLORIDA			2	100%	2
HAMILTON CHD		2			2

COVID-19: testing by laboratory

Data through May 14, 2021 verified as of May 15, 2021 at 09:25 AM

Data in this report are provisional and subject to change.

The numbers in the table below represent the number of Florida and non-Florida residents for whom test results were received by the Department of Health. A person can be tested by more than one laboratory and can have both positive and negative results. **Therefore, the sum of the numbers in each column will be larger than the total number of people tested.**

Reporting lab	Inconclusive	Negative	Positive	Percent positive	Total
JORDAN VALLEY MEDICAL CENTER			2	100%	2
JMC TALLAHASSEE, LLC			2	100%	2
MEDEXPRESS URGENT CARE - WOODBURY			2	100%	2
POMERENE HOSPITAL			2	100%	2
Community Resource and Referral Center		2			2
THOMASVILLE REGIONAL MEDICAL CENTER		2			2
UT AUSTIN UNIVERSITY HEALTH SERVICES			2	100%	2
ASSOCIATES IN UROGYNECOLOGY MD LLC		2			2
ST. VINCENT HOSPITAL			2	100%	2
FLAGLER PROFESSIONAL HEALTH CAE SERVICES INC		2			2
STARR COUNTY MEMORIAL HOSPITAL			2	100%	2
EXPRESS CARE OF THE SHOALS		1	1	50%	2
Mary Anna Nursing Home		2			2
Tuscola County Medical Care Community		2			2
Camellia Gardens		2			2
WALGREENS #13605		2			2
MEDEXPRESS URGENT CARE - LINCOLN N 26T		2			2
CVS NC2559POCT CHARLOTTE		2			2
THE HOSPITAL OF PROVIDENCE EMERGENCY ROOM			2	100%	2
LUTHERAN HOSPITAL OF INDIANA			2	100%	2
TALLAHASSEE MEMORIAL HEALTHCARE FAMILY MED RESIDENCY			2	100%	2
EXCEPTIONAL EMERGENCY CENTER - AMARILLO			2	100%	2
BELLIN HOSPITAL			2	100%	2
IN AND OUT URGENT CARE			2	100%	2
METROHEALTH SYSTEM			2	100%	2
Kroger 020 - The Little Clinic Wheat Ridge		2			2
DAYTONA BEACH CENTRA CARE			2	100%	2
ATLANTIC DIAGNOSTICS			2	100%	2
PARK CITY HOSPITAL - RESPIRATORY CARE SERVICES			2	100%	2
INA		1	1	50%	2
MOBILE COUNTY HEALTH DEPARTMENT		1	1	50%	2
SOUTHERN TENNESSEE MEDICAL CENTER			2	100%	2
SUDARSAN KAMISSETTY MD PA			2	100%	2
MILLER'S MERRY MANOR		2			2
NOSE AND SINUS INSTITUTE OF BOCA RATON		1	1	50%	2
EASTSIDE SPORTS COMPLEX			2	100%	2
Garden Isle Healthcare and Rehabilitation Center		2			2
OAKMONT WEST- GREENVILLE SC		2			2
ACCELERATED URGENT CARE		2			2
CLEAR LAKE REGIONAL MEDICAL CENTER			2	100%	2
LIFT HEALTH		2			2
EXPRESS CARE WALK-IN CLINIC			2	100%	2
OSF SAINT FRANCIS MEDICAL CENTER			2	100%	2
LEESBURG DIALYSIS CENTER		1	1	50%	2
TANNER MEDICAL CENTER VILLA RICA		2			2
PINARD HOME HEALTH SERVICES INC			2	100%	2

COVID-19: testing by laboratory

Data through May 14, 2021 verified as of May 15, 2021 at 09:25 AM

Data in this report are provisional and subject to change.

The numbers in the table below represent the number of Florida and non-Florida residents for whom test results were received by the Department of Health. A person can be tested by more than one laboratory and can have both positive and negative results. **Therefore, the sum of the numbers in each column will be larger than the total number of people tested.**

Reporting lab	Inconclusive	Negative	Positive	Percent positive	Total
CVS AZ9277POCT TUCSON		2			2
THE RIM URGENT CARE			2	100%	2
ESCANDON DIAGNOSTIC CLINIC			2	100%	2
ERGENT MED SAINT SIMONS			2	100%	2
Kroger 619 - The Little Clinic Hendersonville Indian Lake		2			2
PRECISION DIAGNOSTIC INC		2			2
ALTIUS INSTITUTE FOR BIOMEDICAL SCIENCES			2	100%	2
ROYAL PALM PEDIATRICS			2	100%	2
MINUTECLINIC MINUTECLINIC #4978		1	1	50%	2
MED-LAKE LABORATORY, LLC			2	100%	2
BERNHARDT LABORATORIES INC			2	100%	2
NEVADA DEPARTMENT OF HEALTH AND HUMAN SERVICES			2	100%	2
Highland Rehabilitation and Nursing Center		2			2
Cooperstown Center for Nursing and Rehabilitation		2			2
Walgreens #10207		2			2
DALLAS VA MEDICAL CENTER - VA NORTH TEXAS HEALTH CARE SYSTEM			2	100%	2
WEST BOCA MEDICAL CENTER			2	100%	2
LONG, SARAH		1	1	50%	2
ORLANDO HEALTH MEDICAL GROUP		1	1	50%	2
MANSFIELD MEDICAL LODGE			2	100%	2
LAWRENCE GENERAL HOSPITAL			2	100%	2
Kroger 777 - The Little Clinic Shelbyville		1	1	50%	2
MONICE DR.			2	100%	2
STUART SURGERY CENTER, LLC			2	100%	2
NORTH SHORE HEMATOLOGY-ONCOLOGY ASSOCIATES		2			2
CVS CA8882POCT SAN CLEMENTE		2			2
MEDEXPRESS-DOVER		2			2
MY INSTADOC - HOWELL URGENT CARE		2			2
MCLAREN REGIONAL MEDICAL CENTER			2	100%	2
Kroger 549 - The Little Clinic Clinton Highway		2			2
PARKRIDGE MEDICAL CENTER			2	100%	2
Coos County Nursing Home		2			2
TEXAS HEALTH CARE			2	100%	2
BAPTIST HEALTH PRIMARY CARE HOMESTEAD			2	100%	2
CVS PA5447POCT NEWTOWN		2			2
Cypress Cove Center		2			2
VILLAGES HEALTH SYSTEM, LLC, THE			2	100%	2
U OF MIAMI MILLER SCHOOL OF MEDICINE			2	100%	2
METHODIST MANSFIELD MEDICAL CENTER			2	100%	2
ORCHARD LABORATORIES			2	100%	2
PALM BAY COMMUNITY OUTPATIENT CLINIC		2			2
MARTINSBURG VAMC		2			2
PUBLIX PHARMACY #1092		2			2
UNIVERSITY COMMUNITY HEALTH SERVICES		1	1	50%	2
Kroger 407 - The Little Clinic Lexington		1	1	50%	2
SPRINGS MEDICAL LAB		1	1	50%	2

COVID-19: testing by laboratory

Data through May 14, 2021 verified as of May 15, 2021 at 09:25 AM

Data in this report are provisional and subject to change.

The numbers in the table below represent the number of Florida and non-Florida residents for whom test results were received by the Department of Health. A person can be tested by more than one laboratory and can have both positive and negative results. **Therefore, the sum of the numbers in each column will be larger than the total number of people tested.**

Reporting lab	Inconclusive	Negative	Positive	Percent positive	Total
BOCA RATON PHYSICIANS PA			2	100%	2
DR JAMES D FORBES FAMILY CARE CENTER			2	100%	2
ELITE MEDICAL LABORATORY SOLUTIONS LLC			2	100%	2
CVS MA41POCT TAUNTON		2			2
GPI MEDICAL CENTER, INC			2	100%	2
ABILITY DIAGNOSTICS LLC			2	100%	2
WE CARE HOME HEALTH SOLUTIONS LLC			2	100%	2
Kroger 853 - The Little Clinic East Broad Street		2			2
MEMORIAL HOSPITAL OF CARBONDALE			2	100%	2
Kroger 550 - The Little Clinic Bellevue		2			2
STARR CITY OF ROMA COMMUNITY CENTER			2	100%	2
SHORE MEDICAL CENTER		2			2
HOLY TRINITY PHARMACY LLC		2			2
EASTERN NEW MEXICO UNIVERSITY STUDENT		2			2
FLORIDA MEDICAL CLINIC, LLC			2	100%	2
ST. MARY'S MEDICAL CENTER EVANSVILLE, INC			2	100%	2
LOWELL GENERAL HOSPITAL			2	100%	2
BAYCARE OUTREACH LAB WH SOUTH			2	100%	2
CPL INC/BSSC PATHOLOGY		2			2
PORTAGE MEDICAL CENTER			2	100%	2
DEKALB MEDICAL CENTER LABORATORY			2	100%	2
KIVA AT MOUNT DORA			2	100%	2
Q ALL CARE MEDICAL PC		2			2
JUST BELIEVE RECOVERY CENTER			2	100%	2
SHELL POINT HOME HEALTH			2	100%	2
Eagle Health and Rehabilitation		2			2
CVS TX3702POCT KATY		2			2
Colonial Manor Nursing and Rehabilitation Center		2			2
STOP URGENT CARE			2	100%	2
CORNELIA REDDY URGENT CARE		2			2
CVS MA937POCT CARVER		2			2
MEDICAL ASSOCIATES OF BREVARD DR S VYAS			2	100%	2
ST. JOSEPH REGIONAL MEDICAL CENTER			2	100%	2
ADVENTHEALTH MEDICAL GROUP COLORECTAL SURGERY AT		2			2
ANNE ARUNDEL MEDICAL CENTER			2	100%	2
CVS TX7603POCT SAGINAW		2			2
VOLUNTEERS OF AMERICA OF FLORIDA			2	100%	2
MISSION HOSPITAL REGIONAL MEDICAL CENTER			2	100%	2
UPS			2	100%	2
RAPID MD			2	100%	2
MEDAILLE COLLEGE WELLNESS CENTER		2			2
Alden Terrace of McHenry			2	100%	2
GULFCOAST JEWISH FAMILY			2	100%	2
CVS AZ9374POCT TUCSON		2			2
BLANCHARD VALLEY HOSPITAL LABORATORY			2	100%	2
CVS OH3306POCT AKRON		1	1	50%	2

COVID-19: testing by laboratory

Data through May 14, 2021 verified as of May 15, 2021 at 09:25 AM

Data in this report are provisional and subject to change.

The numbers in the table below represent the number of Florida and non-Florida residents for whom test results were received by the Department of Health. A person can be tested by more than one laboratory and can have both positive and negative results. **Therefore, the sum of the numbers in each column will be larger than the total number of people tested.**

Reporting lab	Inconclusive	Negative	Positive	Percent positive	Total
VA WNYHCS - Buffalo Division		1	1	50%	2
BLUEWATER TOXICOLOGY			2	100%	2
MEDLOGIC, LLC		2			2
CARENOW LENEXA			2	100%	2
AVERA MEDICAL GROUP			2	100%	2
NORTH MCALLEN PEDIATRIC CENTER			2	100%	2
HEALTH & REHAB CTR AT DOLPHINS VIEW, THE			2	100%	2
ATHENA CARE RESOURCES LLC		2			2
NEW YORK PSYCHIATRIC INSTITUTE		2			2
CVS TN5694POCT SODDY DAISY		2			2
MARCO ISLAND HOSPITAL INC D/B/A		1	1	50%	2
ATLAS GENOMICS			2	100%	2
BAYLOR SCOTT & WHITE COMPREHENSIVE WOUND			2	100%	2
CVS IN6611POCT INDIANAPOLIS		1	1	50%	2
Kroger 101 - The Little Clinic Hill Top		2			2
MEMORIAL SLOAN KETTERING CANCER CENTER		1	1	50%	2
CROSSROADS			2	100%	2
First Care Living Center/Essentia Health			2	100%	2
FEDERAL CORRECTIONAL INSTITUTION MARIANNA			2	100%	2
SOUTHSIDE FAMILY MEDICAL		2			2
PLASMA MED RESEARCH DBA		2			2
CEDARS-SINAI MEDICAL CENTER			2	100%	2
NEMOURS CHILDRENS PRIMARY CARE			2	100%	2
SACRED HEART HOSPITAL ON THE EMERALD			2	100%	2
James A. Lovell Federal Health Care Center		2			2
ACKERMAN CANCER CENTER		2			2
HEALTH GROUP CENTER INC			2	100%	2
WELLSTREET - SADDLEBROOK		2			2
UMASS MEMORIAL MEDICAL CENTER, INC		1	1	50%	2
SHELBYVILLE HOSPITAL COMPANY		2			2
LINIL VISITING NURSES, INC		2			2
ALLSTATE HEALTH SERVICES, INC		2			2
GERM BUSTERS 911 LLC			2	100%	2
PTC LABORATORIES			2	100%	2
NEMOURS CHILDRENS HORIZON WEST			2	100%	2
MIDDLEBURG PEDIATRICS			2	100%	2
MEDEXPRESS URGENT CARE - SOUTH CHARLESTON		2			2
BUCKINGHAM PAVILION INC		2			2
SHERIDAN AT HOBE SOUND, THE			2	100%	2
HERITAGE VILLAGE REHAB & SKILLED NURSI		2			2
ON-SITE MEDICAL SOLUTIONS		2			2
Village Green Health & Rehabilitation		2			2
UNIVERSITY OF MN MEDICAL CENTER EAST CAMPUS			2	100%	2
UNITED PHYSICIAN GROUP FAMILY MEDICINE OF HAMPTON		2			2
MAGNOLIA MANOR OF COLUMBUS		2			2
CAPE FEAR VALLEY MEDICAL CENTER			2	100%	2

COVID-19: testing by laboratory

Data through May 14, 2021 verified as of May 15, 2021 at 09:25 AM

Data in this report are provisional and subject to change.

The numbers in the table below represent the number of Florida and non-Florida residents for whom test results were received by the Department of Health. A person can be tested by more than one laboratory and can have both positive and negative results. **Therefore, the sum of the numbers in each column will be larger than the total number of people tested.**

Reporting lab	Inconclusive	Negative	Positive	Percent positive	Total
DUBOIS CONTINUUM OF CARE COMMUNITY INC		2			2
YOUTH AND YOU, INC		2			2
PALM BEACH DIABETES & ENDOCRINE SPECIALISTS PA			2	100%	2
SENTARA NORFOLK GENERAL HOSPITAL			2	100%	2
SUMMIT URGENT CARE PS			2	100%	2
WAYNE MEMORIAL HOSPITAL		2			2
CRUC CMCH-COVID-19		2			2
NYU LANGONE HUNTINGTON MEDICAL GROUP		2			2
MINUTECLINIC DIAGNOSTIC OF KANSAS, PC		2			2
NIAGARA APOTHECARY INC		2			2
MEDERI CARETENDERS		1	1	50%	2
VAULT HEALTH			2	100%	2
Piney Grove Nursing and Rehabilitation Center		2			2
LEE PHYSICIAN GROUP FAMILY MEDICINE AT BABCOCK		2			2
ADVENTHEALTH EAST ORLANDO EMPLOYEE CLINIC		2			2
SUNCOAST BLOOD BANK			2	100%	2
Workmens Circle Multicare Center		2			2
EASTGENE LABORATORIES		2			2
Green Mountain Nursing and Rehabilitation		2			2
MORRISTOWN MEMORIAL HOSPITAL		2			2
PALM CITY NURSING AND REHAB CENTER			2	100%	2
MEDEXPRESS URGENT CARE - BROOKHAVEN		2			2
MEDCARE		2			2
The Laurels of Hendersonville		2			2
Kroger 596 - The Little Clinic Brentwood		2			2
GOSHEN MEDICAL CENTER			2	100%	2
UPSON REGIONAL MEDICAL CENTER		1	1	50%	2
WELL HEALTH LABS			2	100%	2
HELEN HAYES HOSPITAL LABORATORY		2			2
MINUTECLINIC DIAGNOSTICS OF OKLAHOMA		2			2
DJ Jacobetti Home for Veterans		2			2
Sanctuary Health Wadsworth		2			2
MINUTECLINIC DIAG OF IND, LLC #6250		2			2
TENNESSEE VALLEY HCS			2	100%	2
Kroger 127 - The Little Clinic Lakewood-Alameda		2			2
Fairlane Gardens Nursing and Rehab at Reading		2			2
Aston Park Health Care Facility		2			2
Bethel Lutheran Home		2			2
BFT LAB			2	100%	2
AUSTIN REGIONAL CLINIC MICROBIOLOGY LAB			2	100%	2
INTERMOUNTAIN MEDICAL CENTER			2	100%	2
DOWN HOME MEDICAL			2	100%	2
BETHESDA HEALTH CARE CENTER		2			2
Covington Care Nursing and Rehabilitation		2			2
LP Marietta II, LLC		2			2
GOUVERNEUR HOSPITAL LABORATORY		2			2

COVID-19: testing by laboratory

Data through May 14, 2021 verified as of May 15, 2021 at 09:25 AM

Data in this report are provisional and subject to change.

The numbers in the table below represent the number of Florida and non-Florida residents for whom test results were received by the Department of Health. A person can be tested by more than one laboratory and can have both positive and negative results. **Therefore, the sum of the numbers in each column will be larger than the total number of people tested.**

Reporting lab	Inconclusive	Negative	Positive	Percent positive	Total
CHRISTUS SPOHN HOSPITAL			2	100%	2
KEY WEST HMA PHYSICIAN MANAGEMENT, LLC			2	100%	2
UNIVERSITY OF MISSOURI HEALTH CARE			2	100%	2
DEER'S HEAD CENTER		2			2
ONTARIO COUNTY PUBLIC HEALTH		2			2
DOCTOR TODAY URGENT CARE			2	100%	2
MATHER HOSPITAL			2	100%	2
COOL KIDZ PEDIATRICS			2	100%	2
PIEDMONT WALTON HOSPITAL		2			2
Lake Charles Healthcare LLC dba Landmark Lake Charles			2	100%	2
THE FOUNTAIN AT BOCA CIEGA BAY		2			2
Kingston of Miamisburg		2			2
STUDENT HEALTH SERVICES			2	100%	2
AFC PHYSICIANS OF FLORIDA, PA			2	100%	2
ST ANTHONY COMMUNITY HOSPITAL LAB		1	1	50%	2
CVS NC6633POCT FAYETTEVILLE		2			2
WALGREENS - 10856		2			2
DIAGNOSTIC CLINIC MEDICAL GROUP INC		2			2
PATIENT FIRST-BATTLEFIELD			2	100%	2
CATHOLIC HEALTH LABORATORY SERVICES		2			2
PIEDMONT URGENT CARE - CONYERS		2			2
CENTRAL JERSEY URGENT CARE OF GREEN BR		2			2
WELLSTAR SPALDING REGIONAL MEDICAL CENTER		2			2
CARRIER MILLS NURSING & REHABILITATION CENTER LLC		2			2
MOUNT ST MARYS HOSPITAL OF NIAGARA FALLS		1	1	50%	2
GSM OCED Subsection			2	100%	2
QUALITY URGENT CARE CENTER		1	1	50%	2
Van Wert Manor		2			2
HERITAGE CARE AND REHABILITATION CENTE		2			2
Walgreens #9278		2			2
SIMPLY HEALTHCARE AND WELLNESS CLINIC, PC			2	100%	2
ATVIVO LLC		2			2
CLEVELAND CLINIC IMAGING			2	100%	2
BAPTIST HEALTHCARE - LAKEVIEW CENTER INC		2			2
INTEGRATED REGIONAL LABS			2	100%	2
AZALEA HEALTH AND REHABILITATION		2			2
CARE ADVANTAGE			1	100%	1
OCEANVIEW NURSING AND REHABILITAION CENTER			1	100%	1
SOMA MEDICAL CENTER PA #2			1	100%	1
The Evangelical Lutheran Good Samaritan Society Prescott Village		1			1
ADVANCE CARDIOVASCULAR IMAGING, INC			1	100%	1
Kempsville Health and Rehab Center		1			1
SOMA MEDICAL CENTER PA #4			1	100%	1
Glen Haven Health and Rehabilitation LLC		1			1
MEDICAL UNIVERSITY OF SOUTH CAROLINA			1	100%	1
Village Crest Center for Health & Rehabilitation		1			1

COVID-19: testing by laboratory

Data through May 14, 2021 verified as of May 15, 2021 at 09:25 AM

Data in this report are provisional and subject to change.

The numbers in the table below represent the number of Florida and non-Florida residents for whom test results were received by the Department of Health. A person can be tested by more than one laboratory and can have both positive and negative results. **Therefore, the sum of the numbers in each column will be larger than the total number of people tested.**

Reporting lab	Inconclusive	Negative	Positive	Percent positive	Total
Walgreens #9121		1			1
BSA PHYSICIANS GROUP, INC D/B/A BSA FAMILY MEDICAL			1	100%	1
KIOSK MEDICINE KENTUCKY LLC		1			1
JOSHUA E CHESIR MD		1			1
Kingston Care Center of Fort Wayne		1			1
APPLECARE URGENT CARE			1	100%	1
Jenkins Living Center		1			1
MEDEXPRESS URGENT CARE - WILLINGBORO		1			1
NORTH RIVER FAMILY HEALTH CENTER			1	100%	1
ATLANTIS VISION CENTER			1	100%	1
PALM BEACH PEDIATRIC UROLOGY			1	100%	1
LONESTAR 24HRER MANAGEMENT LLC DBA LONESTAR 24HRER			1	100%	1
MEDICAL EXAMINERS OFFICE, LEESBURG			1	100%	1
ADVENTHEALTH HOME CARE WATERMAN			1	100%	1
CARY CLINIC			1	100%	1
MONROE COUNTY PUBLIC HEALTH DEPARTMENT			1	100%	1
Walgreens #10988		1			1
SOMA MEDICAL CENTER PA #2 OAKLAND			1	100%	1
SUNCOAST FAMILY MEDICAL ASSOCIATES			1	100%	1
Kroger 970 - The Little Clinic Westfield			1	100%	1
ATHENS MEDICAL CENTER			1	100%	1
HUNTSVILLE HOSPITAL			1	100%	1
IC LABS			1	100%	1
HEALTH & WELLNESS PROFESSIONALS INC			1	100%	1
ADAMS COUNTY HEALTH DEPARTMENT			1	100%	1
GENESIS MICROBIOLOGY LAB		1			1
WARREN GENERAL HOSPITAL			1	100%	1
CVS KS8573POCT OVERLAND PARK		1			1
EH FARGO HOSPITAL LABORATORY			1	100%	1
VISITING PHYSICIAN SERVICES, LLC			1	100%	1
Chesapeake Shores - Signature HealthCare LLC		1			1
Franciscan Convalescent Hospital		1			1
PULSE MEDICAL DOCTOTS LLC			1	100%	1
DESTIN SURGERY CENTER LTD		1			1
ASCARATE DIALYSIS			1	100%	1
REDSTONE REHABILITATION & NURSING CENT		1			1
BOCA CIEGA CENTER			1	100%	1
LiveWell		1			1
MEDHEALTH CLINICAL INC			1	100%	1
PINECREST MANOR		1			1
TARRANT MEDICAL ASSOCIATES			1	100%	1
CLARKSVILLE MANOR INC		1			1
UNIVERSITY OF MIAMI - LENNAR CENTER			1	100%	1
SPINE & PAIN CONSULTANT PLLC		1			1
San Antonio Residence and Rehabilitation Center		1			1
SANFORD HOME		1			1

COVID-19: testing by laboratory

Data through May 14, 2021 verified as of May 15, 2021 at 09:25 AM

Data in this report are provisional and subject to change.

The numbers in the table below represent the number of Florida and non-Florida residents for whom test results were received by the Department of Health. A person can be tested by more than one laboratory and can have both positive and negative results. **Therefore, the sum of the numbers in each column will be larger than the total number of people tested.**

Reporting lab	Inconclusive	Negative	Positive	Percent positive	Total
ALDEN PHARMACY		1			1
PROGRESSIVE MEDICAL LAB LLC			1	100%	1
Good Samaritan Society-Atkinson		1			1
VIP STARNETWORK		1			1
MEDCOR AT ROYAL CARIBBEAN			1	100%	1
STAT EMERGENCY CENTER			1	100%	1
CENTER AT WATERFRONT		1			1
CARILION CLINIC LAB TESTING SITE-POSTAL		1			1
COMMUNITY URGENT CARE PC			1	100%	1
INDIANA INTERNAL MEDICINE			1	100%	1
SUNCOAST BEHAVIORAL HEALTH CENTER			1	100%	1
Mountain City Care and Rehabilitation Center		1			1
ELLICOTT CENTER FOR REHABILITATION AND		1			1
OUCH URGENT CARE			1	100%	1
HEALTH DIV OAK RIDGE NATL LABORATORY		1			1
GARDEN VIEW CARE CENTER		1			1
Kroger 97 - The Little Clinic Hutchinson		1			1
EXPRESS WALK IN MEDICAL CENTER			1	100%	1
C V S / PHARMACY #4396		1			1
Sanctuary Pointe Nursing & Rehab		1			1
NORTH BREVARD CHILDRENS MEDICAL CENTER			1	100%	1
SYCAMORE MEDICAL CENTER-KETTERING HEALTH NETWORK			1	100%	1
SHAW MEDICAL GROUP LLC			1	100%	1
MEDEXPRESS URGENT CARE - MT EPHRAIM		1			1
Medilodge of Kalamazoo		1			1
APPLECARE URGENT CARE KINGSLAND			1	100%	1
Parkside Manor		1			1
Medilodge of Marshall		1			1
FORT MYERS DIALYSIS		1			1
JEFFREY A HIRSCHFIELD, MD PA			1	100%	1
KINGWOOD EMERGENCY CENTER			1	100%	1
CVS OH3481POCT MARYSVILLE		1			1
Kroger 588 - The Little Clinic Thompsons Station		1			1
DEL PRADO MEDICAL CENTER, INC		1			1
TRIPLE O RESEARCH INSTITUTE PA			1	100%	1
FAMILY HEALTHCARE SERVICES			1	100%	1
CHILDRENS DOCTOR OF TAMPA BAY, THE			1	100%	1
CVS M08564POCT INDEPENDENCE		1			1
CVS PA2867POCT FOLSOM		1			1
ACL LABORATORIES			1	100%	1
NATIONAL GENETIC INSTITUTE			1	100%	1
Waycross VA CBOC		1			1
SALTZER URGENT CARE			1	100%	1
YOUR KIDS URGENT CARE			1	100%	1
SUN CITY DIAGNOSTIC CENTER			1	100%	1
ORANGE PEDIATRICS PA			1	100%	1

COVID-19: testing by laboratory

Data through May 14, 2021 verified as of May 15, 2021 at 09:25 AM

Data in this report are provisional and subject to change.

The numbers in the table below represent the number of Florida and non-Florida residents for whom test results were received by the Department of Health. A person can be tested by more than one laboratory and can have both positive and negative results. **Therefore, the sum of the numbers in each column will be larger than the total number of people tested.**

Reporting lab	Inconclusive	Negative	Positive	Percent positive	Total
WELLINGTON WEST 100176			1	100%	1
FAU MEMORY & WELLNESS CENTER			1	100%	1
CORE OCCUPATIONAL MEDICINE			1	100%	1
CORAL SPRINGS RAPID ANTIGEN TESTING			1	100%	1
ADVENTHEALTH MEDICAL GROUP UROLOGY AT EAST ORLANDO		1			1
ManorCare Health Services/ York South		1			1
ALL PRO ORTHOPEDICS & SPORTS MEDICINE, PA			1	100%	1
UC TAMAMI			1	100%	1
WINDROSE HEALTH NETWORK			1	100%	1
INFINITY HOME CARE OF PORT CHARLOTTE, LLC			1	100%	1
SAINT JOSEPHS HOSPITAL OF ATLANTA			1	100%	1
METHODISM MIDLOTHIAN MEDICAL CENTER			1	100%	1
NEW ULM MEDICAL CENTER			1	100%	1
DSL TENANT II LLC			1	100%	1
STEPHENS COUNTY HOSPITAL			1	100%	1
CHILDRENS CLINIC OF PENSACOLA PA			1	100%	1
NHSN_AIMS		1			1
TMH CANCER CENTER LABORATORY			1	100%	1
MIDWEST COVENANT HOME, INC		1			1
Heritage Health of Peru			1	100%	1
SHADY GROVE ADVENTIST HOSPITAL			1	100%	1
SOUTHEAST MISSOURI HOSPITAL		1			1
St. Catherine's manor of Findlay		1			1
FLORIDA CLINICAL RESEARCH CENTER, LLC			1	100%	1
OCCUPATIONAL HEALTH CENTER		1			1
LIFESTREAM BEHAVIORAL CENTER INC			1	100%	1
FAITH FAMILY PRACTICE			1	100%	1
Northwest Metro VA OPC		1			1
KELLY			1	100%	1
FAMILY MEDICAL CENTER OF HOLLYWOOD PA			1	100%	1
PRESTIGE ER			1	100%	1
MGH DEPARTMENT OF PATHOLOGY			1	100%	1
The Pines at Catskill		1			1
SUTTER HEALTH SACRAMENTO SIERRA REGION			1	100%	1
THYROID SPECIALTY LABORATORY			1	100%	1
Masonic Medical Research Institute			1	100%	1
MEA PRIMARY CARE PLUS BYRAM			1	100%	1
DEVITA		1			1
BROOKSVILLE REGIONAL HOSPITAL			1	100%	1
CVS TX7824POCT GARLAND		1			1
NIHCC			1	100%	1
American Fork Care Center dba Heritage Care Center		1			1
CONCENTRA - TAMPA EAST		1			1
ELMCROFT OF TIMBERLIN PARC			1	100%	1
SYNAPSE ANALYTICAL LABS		1			1
MIAMI CHILDRENS HOSPITAL MIDTOWN OUTPATIENT CENTER			1	100%	1

COVID-19: testing by laboratory

Data through May 14, 2021 verified as of May 15, 2021 at 09:25 AM

Data in this report are provisional and subject to change.

The numbers in the table below represent the number of Florida and non-Florida residents for whom test results were received by the Department of Health. A person can be tested by more than one laboratory and can have both positive and negative results. **Therefore, the sum of the numbers in each column will be larger than the total number of people tested.**

Reporting lab	Inconclusive	Negative	Positive	Percent positive	Total
SOLDIERS' HOME OF HOLYOKE		1			1
WALGREENS #05150		1			1
CROZER-CHESTER MEDICAL CENTER			1	100%	1
WYOMING COUNTY DEPARTMENT OF HEALTH		1			1
EMERSON HOSPITAL LABORATORY			1	100%	1
CFHC - FROSTPROOF			1	100%	1
PREVENTIVE CARDIOLOGY AND INTERNAL MEDICINE ASSOCI			1	100%	1
Kroger - KRO03400316			1	100%	1
Encompass Health Rehab Hosp Tinton Falls		1			1
NHC HEALTH CARE CENTER		1			1
Williamstown Commons			1	100%	1
NORTH SHORE HEMATOLOGY-ONCOLOGY ASSOCI		1			1
CORVALLIS CLINIC PC LAB		1			1
ROAN MOUNTAIN MEDICAL CENTER			1	100%	1
THE CHILDREN'S HOSPITAL OF PHILADELPHIA		1			1
EXACCARE KINGSTON, LLC			1	100%	1
SHARON REGIONAL MEDICAL CENTER			1	100%	1
OMNICARE PHARMACY OF TEXAS 1, LP		1			1
Troy Center for Rehabilitation & Nursing		1			1
SUNSHINE URGENT CARE			1	100%	1
ROCHELLE PARK MEDICAL CENTER PA		1			1
VCU HEALTH MEDICAL CENTER PATHOLOGY			1	100%	1
JUPITER MEDICAL GROUP			1	100%	1
ALAN MOORE		1			1
VA Texas Valley Coastal Bend Harlingen HCC		1			1
FLORIDA HEART AND VASCULAR MULTISPECIALTY GROUP PA			1	100%	1
LAKEWOOD RANCH URGENT CARE PA			1	100%	1
ADVANCE FLORIDA CONSULTING			1	100%	1
SANCHEZ CAZAU MEDICAL GROUP			1	100%	1
ST JOSEPH MEDICAL CENTER			1	100%	1
HEALTHCARE PARTNERS FAMILY MEDICINE LLC			1	100%	1
HARDIN MEMORIAL HOSPITAL - HEARTLAND PATHOLOGY CONSULTANTS			1	100%	1
DOCTORS MEDICAL CENTER			1	100%	1
COMPLEX LABS, LLC		1			1
AMBULATORY CARE CLINIC, LLC			1	100%	1
MOUNT DORA DIALYSIS			1	100%	1
VELOCITY URGENT CARE - LITTLE CREEK			1	100%	1
Heartland of Pittsburgh PA, LLC		1			1
Kroger - KRO01100688			1	100%	1
BRIDGEWATER AT WATERMAN VILLAGE			1	100%	1
DPH OP LAB			1	100%	1
CLEVELAND CLINIC OUTPATIENT LABORATORY			1	100%	1
ST. JOSEPH MERCY ANN ARBOR HOSPITAL			1	100%	1
FLORIDA WATERMAN HOSPITAL			1	100%	1
ADVANCE HEALTH AND WELLNESS SOLUTIONS			1	100%	1
ST FRANCIS MEDICAL CENTER			1	100%	1

COVID-19: testing by laboratory

Data through May 14, 2021 verified as of May 15, 2021 at 09:25 AM

Data in this report are provisional and subject to change.

The numbers in the table below represent the number of Florida and non-Florida residents for whom test results were received by the Department of Health. A person can be tested by more than one laboratory and can have both positive and negative results. **Therefore, the sum of the numbers in each column will be larger than the total number of people tested.**

Reporting lab	Inconclusive	Negative	Positive	Percent positive	Total
ALLIED PEDIATRICS & FAMILY MEDICINE			1	100%	1
WALGREENS #05690		1			1
SOPHIA MEDICAL ASSOCIATES, PC			1	100%	1
HARBIN CLINIC, LLC - MAIN OFFICE		1			1
FIRST CARE HOME SERVICES INC			1	100%	1
LOWER KEYS COMMUNITY HEALTH CENTER			1	100%	1
EMPATH HOME HEALTH LLC			1	100%	1
SMA BEHAVIORAL HEALTH SERVICES INC		1			1
SUNSHINE FAMILY & WELLNESS CENTER			1	100%	1
WALGREENS # 12338		1			1
DR BAWA AND ASSOCIATES			1	100%	1
ADVANCED LABORATORY SERVICES			1	100%	1
MISSION REGIONAL MEDICAL CENTER			1	100%	1
CHILDRENS AT NORTH POINT URGENT CARE L		1			1
MINUTE CLINIC DIAGNOSTIC MED GRP OF CA		1			1
BIODORON LABORATORIES			1	100%	1
MOUNT SINAI COMPREHENSIVE CANCER CENTER			1	100%	1
BAYLOR SCOTT & WHITE ALL SAINTS MEDICAL CENTER FT			1	100%	1
JOHN H. STROGER, JR. HOSPITAL OF COOK COUNTY			1	100%	1
AVERA SACRED HEART HOSPITAL			1	100%	1
MED FIRST URGENT CARE CENTERS INC			1	100%	1
Arlington Care Center			1	100%	1
RELIANCE HOME HEALTH CARE INC		1			1
WMG URGENT CARE WOODSTOCK			1	100%	1
GATEWAY LABORATORIES		1			1
EAST LANSING OPCO		1			1
Avantara Lake Norden		1			1
WAYNE COUNTY PUBLIC HEALTH		1			1
Grays Harbor Health and Rehabilitation		1			1
BRONSON METHODIST HOSPITAL			1	100%	1
BREVARD COUNTY JAIL			1	100%	1
UFHEALTH			1	100%	1
ST JOHN'S MEDICAL CENTER, TETON VILLAGE			1	100%	1
TRUCARE LIVING CENTERS - SELMA			1	100%	1
MAINE HEALTH AND ENVIRONMENTAL TESTING LABORATORY			1	100%	1
BMC MAYPORT			1	100%	1
Good Samaritan Society - Albion		1			1
SUN LABORATORY SERVICES,INC			1	100%	1
GWINNETT MEDICAL CENTER			1	100%	1
JMJ FAMILY PRACTICE			1	100%	1
MIAMI-DADE COUNTY HEALTH DEPT.		1			1
MRMC LAB MICRO			1	100%	1
PRIMEX CLINICAL LABORATORIES INC			1	100%	1
MEDEXPRESS URGENT CARE - LEOMINSTER		1			1
CONNECTICUT PEDIATRICS @ CHC		1			1
AMBRY GENETICS CORP	1				1

COVID-19: testing by laboratory

Data through May 14, 2021 verified as of May 15, 2021 at 09:25 AM

Data in this report are provisional and subject to change.

The numbers in the table below represent the number of Florida and non-Florida residents for whom test results were received by the Department of Health. A person can be tested by more than one laboratory and can have both positive and negative results. **Therefore, the sum of the numbers in each column will be larger than the total number of people tested.**

Reporting lab	Inconclusive	Negative	Positive	Percent positive	Total
MEDCOR, INC			1	100%	1
BL DIAGNOSTICS LLC			1	100%	1
St. Antonys Nursing and Rehab			1	100%	1
LABORATORY COPORATION OF AMERICA			1	100%	1
FRITZINGERTOWN SENIOR LIVING		1			1
Cornerstone at the Ranch		1			1
BARTLE'S PHARMACY INC			1	100%	1
Traymore Nursing Center		1			1
Kroger 670 - The Little Clinic Dawson Forest Rd & Hwy 19		1			1
LAKE MARY OPTUM FLORIDA			1	100%	1
BAPTIST HOSPITAL EAST			1	100%	1
APC HEALTH LLC			1	100%	1
CONNECTICUT CVS PHARMACY, LLC		1			1
UTAH VALLEY HOSPITAL LABORATORY			1	100%	1
CVS NE8626POCT LINCOLN		1			1
FREDERICK AVENUE GROUP HOME		1			1
CENTRAL MAINE MED CTR LAB			1	100%	1
AUSTIN ER LLC			1	100%	1
MCR HEALTH MEDICAL EXPRESS			1	100%	1
TRUECARE24			1	100%	1
ANDERSON NURSING CENTER			1	100%	1
Cerensity Senior Care-White Bear Lake		1			1
ERIE COUNTY EMERGENCY SERVICES DIV OF		1			1
PARK AVENUE PEDIATRICS PC		1			1
park avenue extended care		1			1
CURELOGICS WOUND CARE & HYPERBARIC CENTER		1			1
YOUTH HEALTH CENTER OF HUNTINGTON		1			1
AMERICA'S ER SITE 002 LLC			1	100%	1
LAKE VIEW COURT		1			1
Raleigh Center (WV)			1	100%	1
SANTA BARABARA ALF LLC (THE WINDSOR)			1	100%	1
SILVER SPRINGS SHORES DIALYSIS			1	100%	1
Summit Medical Group Morristown Oncology		1			1
DOCS OUTSIDE THE BOX INC			1	100%	1
HABANA HEALTH CARE CENTER			1	100%	1
CASA DE ORO CARE AND REHABILITATION CE		1			1
MOUNT SINAI MEDICAL CENTER AVENTURA ER			1	100%	1
WALGREENS #5130			1	100%	1
HIGH DESERT COURT GROUP HOME			1	100%	1
NORWOOD HEALTH CENTER		1			1
BGB SUMMIT MEDICAL GROUP		1			1
HEALTH GUAGE			1	100%	1
Chestnut Ridge Nursing & Rehab		1			1
Altenheim Senior Living		1			1
Signature Healthcare of Georgetown		1			1
PRIMARY CARE SERVICES AT WESTMINSTER V		1			1

COVID-19: testing by laboratory

Data through May 14, 2021 verified as of May 15, 2021 at 09:25 AM

Data in this report are provisional and subject to change.

The numbers in the table below represent the number of Florida and non-Florida residents for whom test results were received by the Department of Health. A person can be tested by more than one laboratory and can have both positive and negative results. **Therefore, the sum of the numbers in each column will be larger than the total number of people tested.**

Reporting lab	Inconclusive	Negative	Positive	Percent positive	Total
KEY WEST BRANCH MEDICAL CLINIC			1	100%	1
CAMAI COMMUNITY HEALTH CENTER, INC			1	100%	1
FLORIDA HOSPITAL LAB			1	100%	1
ST JOSEPHS CHILDRENS HOSPITAL PEDI TRANSPORT			1	100%	1
US LABORATORIES			1	100%	1
Miller Health Care Center			1	100%	1
FIT4LIFE MEDICAL CENTER			1	100%	1
WESTEX URGENT CARE, PLLC			1	100%	1
BRISTOL REGINAL MEDICAL CENTER			1	100%	1
Washington County Nursing Home			1	100%	1
Brakeley Park Center		1			1
MID-FLORIDA PATHOLOGY LLC		1			1
Signature HealthCare of Bowling Green		1			1
ENCOMPASS HEALTH REHABILITATION HOSPITAL OF		1			1
FRESENIUS MEDICAL CARE TRADTION			1	100%	1
WEST FLORIDA MEDICAL CENTER CLINIC			1	100%	1
Smg At Bridgewater Family Medicine		1			1
HALE KUPUNA HERITAGE HOME		1			1
LEE MEMORIAL HEALTH SYSTEMS HOME HEALTH		1			1
BAPTIST HEALTH PRIMARY CARE AT CUTLER BAY			1	100%	1
DR Q PEDIATRICS			1	100%	1
MEDEXPRESS URGENT CARE-BRENTWOOD		1			1
DOYLESTOWN HOSPITAL			1	100%	1
ASHLEY PEDIATRICS DAY & NIGHT CLINIC			1	100%	1
Kroger 569 - The Little Clinic Gallatin		1			1
CRESTHAVEN			1	100%	1
FIRST MED URGENT CARE - NW 39TH			1	100%	1
WESTON COUNTY HEALTH SERVICES			1	100%	1
CMC MERCY LABORATORY			1	100%	1
HEALTH CARPENTER PLLC		1			1
PEDIATRIC PARTNERS ZEPHYRHILLS			1	100%	1
RIVER CHASE HEALTH AND REHABILITATION CENTER			1	100%	1
FLOYD MEDICAL CENTER/CLINICAL LAB		1			1
PATIENT FIRST - GARRISONVILLE			1	100%	1
Crisp Regional Nursing and Rehab Center		1			1
THE INTERNAL MEDICAL GROUP		1			1
Marysville Care Center		1			1
ECHCS - Jewell Clinic		1			1
LANGLADE			1	100%	1
SMYTH COUNTY COMMUNITY HOSPITAL LABORATORY			1	100%	1
HUDSON REGIONAL HOSPITAL			1	100%	1
LIFE CARE CENTER OF HILTON HEAD		1			1
HARDVARD VANGUARD MEDICAL ASSOCIATES - NEEDHAM			1	100%	1
JACKSON GENERAL HOSPITAL			1	100%	1
SIGNATURE CARE MIDLAND			1	100%	1
Nemours Children's Clinic-Orla			1	100%	1

COVID-19: testing by laboratory

Data through May 14, 2021 verified as of May 15, 2021 at 09:25 AM

Data in this report are provisional and subject to change.

The numbers in the table below represent the number of Florida and non-Florida residents for whom test results were received by the Department of Health. A person can be tested by more than one laboratory and can have both positive and negative results. **Therefore, the sum of the numbers in each column will be larger than the total number of people tested.**

Reporting lab	Inconclusive	Negative	Positive	Percent positive	Total
CVS NY1958POCT SYOSSET		1			1
SHERIDAN VAMC		1			1
SEVEN HILLS HEALTHCARE GROUP LLC DBA		1			1
ARTESIAN HOME		1			1
AristaCare at Meadow Springs		1			1
CLEVELAND HEARTLAB			1	100%	1
NABI		1			1
Kroger 618 - The Little Clinic Trail Creek Village		1			1
GAMMA HEALTHCARE, INC		1			1
IVY CREEK FAMILY CARE OF TROY			1	100%	1
Life Care Center of Paradise Valley		1			1
Heritage of Red Cloud		1			1
GADSDEN FAMILY PRACTICE		1			1
MD NOW MEDICAL CENTERS, INC			1	100%	1
GENEVA FAMILY HEALTH			1	100%	1
TMH URGENT CARE CENTER			1	100%	1
MEDICAL ASSOCIATES OF CARTER		1			1
BEACH CARE PLLC			1	100%	1
LAB TEST KENDALL LLC		1			1
CARSON NURSING AND REHABILITATION CENTER		1			1
MARYLAND DEPARTMENT OF HEALTH AND MENTAL HYGIENE			1	100%	1
HUNTERS CREEK MEDICAL ASSOCIATES PA		1			1
ALBUQUERQUE INDIAN HEALTH CENTER		1			1
Melbourne Terrace Rehabilitation Center			1	100%	1
ROSLYN INTERNAL MEDICINE		1			1
Greene Meadows Nursing and Rehabilitation Center		1			1
ST JOHN FISHER COLLEGE HEALTH AND WELLNESS		1			1
ISSAM ALBANNA MD PA			1	100%	1
SPORTS MEDICINE CLINIC - U OF WYOMING			1	100%	1
TAMPA FAMILY HEALTH CENTERS			1	100%	1
PROGRESSIVE URGENT CARE, PC			1	100%	1
Pinnacle Health and Rehab at South Portland		1			1
Wedgewood Manor		1			1
MARTIN LUTHER KING RENAL INSTITUTE			1	100%	1
CONCIERGE IV NUTRITION			1	100%	1
NEW VISION MEDICAL LABORATORIES			1	100%	1
JOHN PETER SMITH HOSPITAL- OB TRIAGE			1	100%	1
PARKVIEW MANOR NURSING HOME		1			1
DISCOVERY GENOMICS		1			1
WELLSTREET CLAIRMONT		1			1
MEDTOWN PHARMACY			1	100%	1
GENESIS HOME HEALTH CARE SERVICES OF			1	100%	1
Freedom Pointe at The Villages			1	100%	1
CONVENIENT MD			1	100%	1
BROCK HUGHES MEDICAL CENTER			1	100%	1
Ideal Senior Living Center		1			1

COVID-19: testing by laboratory

Data through May 14, 2021 verified as of May 15, 2021 at 09:25 AM

Data in this report are provisional and subject to change.

The numbers in the table below represent the number of Florida and non-Florida residents for whom test results were received by the Department of Health. A person can be tested by more than one laboratory and can have both positive and negative results. **Therefore, the sum of the numbers in each column will be larger than the total number of people tested.**

Reporting lab	Inconclusive	Negative	Positive	Percent positive	Total
JOHN MANCHIN SR HEALTH CARE CENTER		1			1
SAINT FRANCIS HOSPITAL			1	100%	1
BLUFFTON HEALTH CENTER			1	100%	1
LACKAWANNA HEALTH AND REHAB CENTER		1			1
ADDINGTON PLACE EAST LAKE		1			1
INFANTS & CHILDREN PA			1	100%	1
HEARTLAND NURSING & REHABILITATION		1			1
MIAMI JEWISH DIALYSIS			1	100%	1
AMERICAN DRUG TESTING LAB LLC			1	100%	1
HENRICO DOCTORS HOSPITAL LABORATORY			1	100%	1
ADVENTHEALTH SENIOR CARE AT ORMOND			1	100%	1
NAVICENT HEALTH OCONEE, LLC		1			1
MEDEXPRESS URGENT CARE - BENTONVILLE		1			1
CLEVELAND CLINIC FLORIDA WAIVED			1	100%	1
Churchman Village LLC		1			1
SUNRISE/QUAY COUNTY HEALTH CLINIC		1			1
ALTAMONTE SPRINGS WALK IN MED CENTER			1	100%	1
HEALTH SERVICES-COLUMBIA COLLEGE		1			1
URGENT DOC -NACOGODOCHES CLINIC			1	100%	1
NEMOURS CHILDREN'S			1	100%	1
WALMART PHARMACY 10-4554		1			1
ARIZONA STATE LABORATORY			1	100%	1
Accordius Health at Harrisonburg		1			1
Chateau Dville Rehab & Retirement		1			1
MBMG OF WINTER HAVEN			1	100%	1
VITAL CARE			1	100%	1
GALVESTON COUNTY HEALTH DISTRICT			1	100%	1
MEMORIAL SATILLA HEALTH			1	100%	1
LIFE CARE CENTER OF CLEVELAND		1			1
MID FLORIDA DERMATOLOGY ASSOCIATES PA			1	100%	1
TEXAS HEALTH HARRIS METHODIST HOSPITAL			1	100%	1
ROMULO CAMOGLIANO MD/INTERNAL MEDICINE			1	100%	1
DEVLIN MANOR NURSING AND REHABILITATION		1			1
COASTAL PEDIATRICS LLC			1	100%	1
WASHINGTON SOLDIERS HOME AND COLONY		1			1
Absolut Care of Gasport		1			1
REHABILITATION CENTER OF SOUTH GEORGIA		1			1
SEATTLE-KING COUNTY			1	100%	1
CHATEAU MADELEINE - SENIOR LIVING & MEMORY CARE			1	100%	1
EXPRESS LAB LIVINGSTON			1	100%	1
CYPRESS CREEK DIALYSIS CTR			1	100%	1
PINELLAS POINT NURSING AND REHAB CENTER			1	100%	1
MEMORIAL HOSPITAL LOS BANOS			1	100%	1
SELECT SPECIALTY HOSPITAL - ORLANDO SOUTH			1	100%	1
EUROFINS APPLIED GENOMICS - LOUISVILLE		1			1
WHEATON FRANCISCAN LABORATORY			1	100%	1

COVID-19: testing by laboratory

Data through May 14, 2021 verified as of May 15, 2021 at 09:25 AM

Data in this report are provisional and subject to change.

The numbers in the table below represent the number of Florida and non-Florida residents for whom test results were received by the Department of Health. A person can be tested by more than one laboratory and can have both positive and negative results. **Therefore, the sum of the numbers in each column will be larger than the total number of people tested.**

Reporting lab	Inconclusive	Negative	Positive	Percent positive	Total
MULTICARE PHYSICIANS			1	100%	1
NEMOURS CHILDREN'S PRIMARY CARE			1	100%	1
CHC			1	100%	1
KEY BISCAYNE PEDIATRIC ASSOCIATES INC			1	100%	1
ABBOTT VASCULAR OCCUPATIONAL HEALTH SE		1			1
Accordius Health at Gastonia			1	100%	1
Michigan Masonic Home		1			1
NEW MILFORD HOSPITAL			1	100%	1
MORGAN MEDICAL CENTER		1			1
HOLYOKE MEDICAL CENTER			1	100%	1
PALM AVENUE BAPTIST TOWER INC		1			1
Kroger 527 - The Little Clinic Hwy 70 S.		1			1
DAVENPORT DIALYSIS CENTER		1			1
SOUTHWEST VIRGINIA COMMUNITY HEALTH SYSTEMS			1	100%	1
SAINT PETE MRI			1	100%	1
UCSD MICROBIOLOGY LABORATORY			1	100%	1
POUDRE VALLEY HOSPITAL			1	100%	1
BRIDGEWAY CENTER INC			1	100%	1
MAIN STREET PHARMACY OF MARCELLUS, INC		1			1
MEDEXPRESS URGENT CARE-HAVERHILL		1			1
SOUTH TEXAS HEALTH SYSTEM ER - WARE ROAD			1	100%	1
FRESENIUS KIDNEY CARE - BOCA RATON			1	100%	1
CAMBRIDGE HEALTH ALLIANCE			1	100%	1
TEMPLE TERRACE DIALYSIS			1	100%	1
Kroger 481 - The Little Clinic Houston Levee		1			1
INTERNAL MEDICINE GROUP OF WINTER HAVEN PA		1			1
SOUTHWOOD HEALTHCARE CENTER		1			1
REGIONAL MED CTR BAYONET POINT			1	100%	1
LAB. CORP. OF AMERICA			1	100%	1
CORPORATION OF AMERICA		1			1
CYPRESS VILLAGE REHAB CENTER		1			1
Luling Living Center		1			1
GIFFORD MEMORIAL HOSPITAL		1			1
NHC Sequatchie		1			1
VERITAS GENETICS, INC.			1	100%	1
PARRISH MEDICAL GROUP			1	100%	1
SALEM HOSPITAL REGIONAL LABORATORY		1			1
CLINICAL LABORATORY DEPARTMENT			1	100%	1
CLINTON DRUG STORE		1			1
MCH PHYSICIANS GROUP			1	100%	1
HEBER VALLEY MEDICAL CENTER			1	100%	1
VA COMMUNITY BASED CLINIC - LAKE CITY			1	100%	1
SPRINGBROOK HOSPITAL			1	100%	1
ANDREWS			1	100%	1
Central Alabama Veterans HCS - East Campus		1			1
HANCOCK REGIONAL HOSPITAL		1			1

COVID-19: testing by laboratory

Data through May 14, 2021 verified as of May 15, 2021 at 09:25 AM

Data in this report are provisional and subject to change.

The numbers in the table below represent the number of Florida and non-Florida residents for whom test results were received by the Department of Health. A person can be tested by more than one laboratory and can have both positive and negative results. **Therefore, the sum of the numbers in each column will be larger than the total number of people tested.**

Reporting lab	Inconclusive	Negative	Positive	Percent positive	Total
GRAND VIEW HOSPITAL			1	100%	1
MCKENZIE COUNTY HEALTHCARE SYSTEMS LABORATORY			1	100%	1
HIGHLAND LABORATORY			1	100%	1
Kroger 539 - The Little Clinic Memorial Blvd.		1			1
Valley Center (WV)			1	100%	1
PRIMARY CARE & PEDIATRICS - SHEPHERSTOWN		1			1
FORT LOUDOUN PRIMARY CARE		1			1
UNIVERSAL DIAGNOSTICS LABORATORIES			1	100%	1
Belvoir Woods Health Care Center at The Fairfax		1			1
HEALTHCARE FOR THE HOMELESS			1	100%	1
INFECTION CONTROL DEPT			1	100%	1
Diversicare of Eupora		1			1
KNAPP MEDICAL GROUP			1	100%	1
Chicago Heights CBOC		1			1
CAN COMMUNITY HEALTH NORTH MIAMI, FL		1			1
CLEMENT MANOR HEALTH CENTER		1			1
PRIMARY AND URGENT CARE			1	100%	1
HALIFAX FAMILY HEALTH CENTER			1	100%	1
SUSAN F WILLIAMS MD PA			1	100%	1
MARYWOOD HEIGHTS		1			1
Oakland Nursing and Rehabilitation Center		1			1
CSL PLASMA LAB			1	100%	1
MEMORIAL PHYSICIANS LABORATORY			1	100%	1
BRADENTON CONVENTION CENTER			1	100%	1
ADVENTHEALTH CENTRA CARE LAKE NONA			1	100%	1
MED LAB SERVICES, LLC			1	100%	1
FAMILY MEDICINE AT CELEBRATION		1			1
NONA MEDICAL ARTS		1			1
J F K PEDIATRICS			1	100%	1
AVANTARA REDFIELD		1			1
DR DAN C TRIGG MEMORIAL HOSPITAL		1			1
HEARTLAND OF ZEPHYRHILLS FL, LLC			1	100%	1
HARBOR OAKS GOLDEN YEARS			1	100%	1
Riverside Nursing & Rehabilitation Center		1			1
PROVIDENCE HOSPITAL			1	100%	1
WYTHE CNTY COMMUNITY HOSP LABORATORY			1	100%	1
BLESSINGS MEDICAL CLINIC, THE			1	100%	1
ADVANCE GASTROENTEROLOGY			1	100%	1
CHILDRENS HEALTHCARE CTE OF NORTHERN		1			1
GATEWAY COMMUNITY SERVICES INC			1	100%	1
NORTHWEST TEXAS HEALTHCARE SYSTEM,INC			1	100%	1
Ashland Place Health and Rehabilitation, LLC		1			1
WATERSIDE HEALTH & REHAB CENTER, LLC		1			1
HSRE-ASL CASSELBERRY TRS, LLC			1	100%	1
URGENT CARE OF FORT LAUDERDALE INC			1	100%	1
ELAN MANATEE			1	100%	1

COVID-19: testing by laboratory

Data through May 14, 2021 verified as of May 15, 2021 at 09:25 AM

Data in this report are provisional and subject to change.

The numbers in the table below represent the number of Florida and non-Florida residents for whom test results were received by the Department of Health. A person can be tested by more than one laboratory and can have both positive and negative results. **Therefore, the sum of the numbers in each column will be larger than the total number of people tested.**

Reporting lab	Inconclusive	Negative	Positive	Percent positive	Total
ELATION HEALTH		1			1
RIVERVIEW HOSPITAL	1				1
EXAC CARE CROSSVILLE		1			1
CARESOUTH HHA HOLDINGS OF VIRGINIA, LLC			1	100%	1
WILMINGTON NURSING AND REHAB			1	100%	1
CHATSWORTH ASSISTED LIVING COMMUNITY AT PGA NATIONAL			1	100%	1
CLINICAL MICROBIOLOGY LAB FAIRVIEW UNIVERSITY HOSPITAL			1	100%	1
TALLAHASSEE DIALYSIS		1			1
ABE'S GARDEN/PARK MANOR APARTMENTS		1			1
Oak Hill Health & Rehabilitation Center			1	100%	1
MOUNTAINVIEW URGENT CARE VALLEY		1			1
COUNTY OF HAMILTON			1	100%	1
YUMA REGIONAL MEDICAL CENTER			1	100%	1
NYU LANGONE AMBULATORY CARE LAKE SUCCE		1			1
CARDIAC AND VASCULAR CONSULTANTS MD PA		1			1
MEDEXPRESS WELL - OLDSMAR			1	100%	1
THE GROVE HEALTH AND REHAB			1	100%	1
CVS NJ2949POCT EAST HANOVER		1			1
MEMORIAL HERMANN OCCUPATIONAL HEALTH			1	100%	1
CARESPOT - WELLINGTON			1	100%	1
SOUTHWOOD NURSING & RETIREMENT CENTER		1			1
PARK LANE NURSING HOME		1			1
WESTOX LABS		1			1
CHAMBREL AT PINECASTLE			1	100%	1
SEABROOK EMS			1	100%	1
HCR-ManorCare			1	100%	1
PEACE HEALTH FAMILY MEDICINE AT 87TH AVE		1			1
PELICAN STATE OUTPATIENT CENTER			1	100%	1
NEMOURS CHILDRENS URGENT CARE			1	100%	1
PARKWAY REGIONAL MEDICAL CENTER LAB			1	100%	1
GARDENS AT MAPLEWOOD			1	100%	1
EAST FL CORE LAB			1	100%	1
SUNY AT STONY BROOK			1	100%	1
PENROSE HOSPITAL			1	100%	1
Holly Hill Healthcare Center			1	100%	1
Brio of Johnston		1			1
Mountain View Manor			1	100%	1
BEAUMONT URGENT CARE		1			1
Good Shepherd Fairview Home, Inc.		1			1
PALOMAR MEDICAL CENTER			1	100%	1
MT VIEW			1	100%	1
HATLEY HEALTH CARE, INC		1			1
ALLEGHENY COUNTY HEALTH DEPARTMENT - PUBLIC HEALTH LABORATORY			1	100%	1
IDAHO HEALTH DEPARTMENT			1	100%	1
FLORIDA DIGESTIVE AND LIVER SPECIALISTS			1	100%	1
Rosa Coplon Jewish Home and Infirmary		1			1

COVID-19: testing by laboratory

Data through May 14, 2021 verified as of May 15, 2021 at 09:25 AM

Data in this report are provisional and subject to change.

The numbers in the table below represent the number of Florida and non-Florida residents for whom test results were received by the Department of Health. A person can be tested by more than one laboratory and can have both positive and negative results. **Therefore, the sum of the numbers in each column will be larger than the total number of people tested.**

Reporting lab	Inconclusive	Negative	Positive	Percent positive	Total
BOULDER COMMUNITY HOSPITAL			1	100%	1
Plaza Healthcare			1	100%	1
CARESOUTH HHA HOLDINGS OF THE TREASURE COAST LLC			1	100%	1
ATMORE COMMUNITY HOSPITAL			1	100%	1
IMMERSION RECOVERY CENTER LLC			1	100%	1
WORKFORCE HEALTH DEPARTMENT			1	100%	1
MEDIPLUS CLINIC, INC			1	100%	1
PAUL C SCHWARTZ & MELVIN L WEIDMAN		1			1
NOVANT HEALTH PRINCE WILLIAM WELLNESS CENTER			1	100%	1
RADIANCE HEALTH RX		1			1
SARASOTA MEMORIAL HEALTHCARE			1	100%	1
UNIVERSITY OF IOWA HOSPITALS & CLINICS			1	100%	1
MEDEXPRESS URGENT CARE - JACKSON		1			1
WESTMINSTER COLLEGE		1			1
HOLMES FAMILY PRACTICE PA			1	100%	1
SOUTH FLORIDA EVALUATION AND TREATMENT		1			1
MEMORIAL HOSPITAL AT GULFPORT			1	100%	1
ADVENTHEALTH MEDICAL GROUP SENIOR HEALTH AT			1	100%	1
MONROE HOSPITAL			1	100%	1
HILLSBORO MEDICAL CENTER MAIN LABORATO		1			1
THE HOSPITALS OF PROVIDENCE EMERGENCY ROOM			1	100%	1
MEDEXPRESS URGENT CARE - PINE BLUFF S		1			1
ORMOND PEDIATRICS PA			1	100%	1
PATIENT FIRST - FAIRFAX			1	100%	1
CULVER CITY URGENT CARE			1	100%	1
The Pines at Poughkeepsie Center for Nursing and Rehabilitation		1			1
CEPERO PEDIATRICS PA			1	100%	1
SPECTRUM LUDINGTON			1	100%	1
BAYCARE OUTREACH LAB AT NEW TAMPA			1	100%	1
GENESIS HEALTH SYSTEM			1	100%	1
THE MEDICAL CENTER AT BOWLING GREEN			1	100%	1
North Campus Annex			1	100%	1
PHOEBE PRIMARY CARE CAMILLA			1	100%	1
Kroger 779 - The Little Clinic Georgetown		1			1
Premier Estates of Dublin, LLC		1			1
Remarkable Healthcare Dallas			1	100%	1
ST. MICHAEL'S ELITE HOSPITAL			1	100%	1
NEXTCARE SUN CITY			1	100%	1
PALM BEACH COUNTY SHERIFF OFFICE			1	100%	1
Christian Park Village		1			1
MARTINSVILLE HEALTH AND REHAB			1	100%	1
PORT ORANGE DIALYSIS			1	100%	1
CONSULATE HEALTH CARE OF VERO BEACH			1	100%	1
UNIVERSITY PLACE NURSING CENTER		1			1
INTERIM HEALTHCARE OF PALM COAST			1	100%	1
INTERMOUNTAIN HEALTHCARE LABORATORY SERVICES			1	100%	1

COVID-19: testing by laboratory

Data through May 14, 2021 verified as of May 15, 2021 at 09:25 AM

Data in this report are provisional and subject to change.

The numbers in the table below represent the number of Florida and non-Florida residents for whom test results were received by the Department of Health. A person can be tested by more than one laboratory and can have both positive and negative results. **Therefore, the sum of the numbers in each column will be larger than the total number of people tested.**

Reporting lab	Inconclusive	Negative	Positive	Percent positive	Total
TREASURE COAST MEDICAL CONCIERGE LLC			1	100%	1
MEDICAL LIFE-INC GUIDEWELL EMERGENCY MEDICINE			1	100%	1
AESTHETIC PHYSICIANS PC			1	100%	1
Willowbrooke Court at Normandy Farms Estates		1			1
NORTHEAST GEORGIA HEALTH SYSTEM			1	100%	1
RICHMOND MEDICAL CENTER FOR WOMEN		1			1
AVON PARK CLUSTER		1			1
CVS / PHARMACY #10794			1	100%	1
PANCARE HEALTH - BRUCE			1	100%	1
Hinesville VA Clinic		1			1
MCLEOD MEMORIAL HOSPITAL CLARENDON			1	100%	1
MAYO CLINIC OUTPATIENT DIALYSIS CENTER			1	100%	1
SOUTH DADE NURSING & REHABILITATION CENTER			1	100%	1
LANGLEY DIALYSIS			1	100%	1
PROVIDENCE PORTLAND MEDICAL CENTER		1			1
OAK HAVEN REHAB AND NURSING CENTER			1	100%	1
SPRINGFIELD HOSPITAL			1	100%	1
DOCTORS HOSPITAL OF LAREDO			1	100%	1
VANAJA SUREDDI MD PA			1	100%	1
ADVANCED RESEARCH INSTITUTE			1	100%	1
SC-GA2018 THE RIDGE REHABILITATION & H		1			1
RIVERTON CBOC			1	100%	1
SOUTHERN FAMILY HEALTH			1	100%	1
BMRHC HARRISON		1			1
PSL JAX BEACH OPERATIONS LLC			1	100%	1
PEDIATRIC ASSOCIATES - DORAL			1	100%	1
Consulate Health Care of Tallahassee			1	100%	1
AAA MEDICAL TESTING			1	100%	1
HEALTHPLUS			1	100%	1
CHILDREN'S NATIONAL MEDICAL CENTER			1	100%	1
DISPATCH HEALTH - TEXAS, PA			1	100%	1
ENT AND ALLERGY ASSOCIATES, LLP		1			1
SYNERGY DIALYSIS INC			1	100%	1
View Ridge Care Center		1			1
METHODIST HOSPITAL SOUTHLAKE			1	100%	1
IVY CREEK HEALTHCARE & WELLNESS CENTRE			1	100%	1
GENVIEW DIAGNOSIS INC			1	100%	1
Trenton Health and Rehabilitation		1			1
BRAZORIA COUNTY EMERGENCY SERVICES DISTRICT #3			1	100%	1
WALGREENS #01398			1	100%	1
ST GERARD'S COMMUNITY OF CARE		1			1
Oakview Manor Health and Rehab		1			1
HONU	1				1
CONEY ISLAND HOSP			1	100%	1
QUALITY LAB			1	100%	1
MAYO CLINICAL LABORATORIES		1			1

COVID-19: testing by laboratory

Data through May 14, 2021 verified as of May 15, 2021 at 09:25 AM

Data in this report are provisional and subject to change.

The numbers in the table below represent the number of Florida and non-Florida residents for whom test results were received by the Department of Health. A person can be tested by more than one laboratory and can have both positive and negative results. **Therefore, the sum of the numbers in each column will be larger than the total number of people tested.**

Reporting lab	Inconclusive	Negative	Positive	Percent positive	Total
Grangeville Health and Rehab		1			1
LOWCOUNTRY URGENT CARE			1	100%	1
ADVANCED MEDICAL LABORATORIES (AML)			1	100%	1
GULF COUNTY HEALTH DEPARTMENT			1	100%	1
UNIVERSITY OF MIAMI MEDICINE CLINIC DRI			1	100%	1
REGIONAL MEDICAL CENTER			1	100%	1
CLINICAL CARE, INC			1	100%	1
UF HEALTH EMERGENCY CENTER LABORATORY		1			1
NEVADA RURAL HOUSING AUTHORITY			1	100%	1
CATHOLIC MEDICAL CENTER			1	100%	1
LOGAN COUNTY HOSPITAL			1	100%	1
INTERIM HEALTHCARE			1	100%	1
INNOVATIVE HEALTH DIAGNOSTIC OF CALIFORNIA			1	100%	1
DIAGNOSTIC GROUP INTEGRATED HEALTHCARE			1	100%	1
UNIVERISTY HOSPITAL			1	100%	1
UMC WEST CLINIC			1	100%	1
Kroger 016 - The Little Clinic Centennial		1			1
CENTRAL FLORIDA ADULT MEDICINE		1			1
MYLAN-SOUTH POINT PA		1			1
FIVE STAR PREMIER RESIDENCES OF POMPANO BEACH			1	100%	1
D'YOUVILLE SCHOOL OF PHARMACY		1			1
DIRECT PRIMARY CARE OF BURLESON			1	100%	1
Avista Nursing and Rehab			1	100%	1
CVS IN6536POCT KOKOMO		1			1
REEVES COUNTY HOSPITAL DISTRICT			1	100%	1
CHATEAU TERREBONNE HEALTH CARE		1			1
Terrace Glen Village		1			1
Caldwell Care		1			1
EMERY MEDICAL CENTER			1	100%	1
SUMMIT COUNTY PUBLIC HEALTH DEPARTMENT			1	100%	1
TRADITIONAL MEDICINE CENTER			1	100%	1
MOUNT SINAI HOSPITAL OF QUEENS			1	100%	1
WALKERS DRUG STORE			1	100%	1
WVU MEDICINE AT SUNCREST TOWNE CENTRE			1	100%	1
EUROFINS PHOENIX			1	100%	1
Pontotoc Health and Rehab		1			1
ORANGETOWN PEDIATRICS ASSOCIATES		1			1
VA Tennessee Valley HCS-Nashville Campus			1	100%	1
ACCESS TOTAL CARE - PORTLAND			1	100%	1
Mercy Manor Transition Center			1	100%	1
MEDOR/ACC SYNCHRONY			1	100%	1
Florence Home		1			1
FRANKLIN CBOC			1	100%	1
DR PHILLIPS CENTER FOR WELLNESS		1			1
ADAPTIVE BIOTECHNOLOGIES			1	100%	1
T.J. HEALTH PAVILION			1	100%	1

COVID-19: testing by laboratory

Data through May 14, 2021 verified as of May 15, 2021 at 09:25 AM

Data in this report are provisional and subject to change.

The numbers in the table below represent the number of Florida and non-Florida residents for whom test results were received by the Department of Health. A person can be tested by more than one laboratory and can have both positive and negative results. **Therefore, the sum of the numbers in each column will be larger than the total number of people tested.**

Reporting lab	Inconclusive	Negative	Positive	Percent positive	Total
CARESPOT - OVIEDO			1	100%	1
COMMUNITY HOSPITALS INDIANAPOLIS			1	100%	1
MOUNT SINAI CORAL GABLES			1	100%	1
REGENTS PARK OF JACKSONVILLE			1	100%	1
EVERGREEN NURSING HOME		1			1
TRAVERSE CITY OPCO, LLC		1			1
MEMORIAL HERMANN SOUTHWEST HOSPITAL			1	100%	1
LUMICO LIFE INSURANCE COMPANY		1			1
METROPOLITAN METHODIST HOSPITAL			1	100%	1
LEHIGH REGIONAL WOUND CENTER			1	100%	1
ARLINGTON ADULT RESIDENTIAL FACILITY, INC			1	100%	1
HEALTH FIRST MEDICAL GROUP LLC			1	100%	1
HIDALGO FAMILY CLINIC			1	100%	1
Ranger Care Center			1	100%	1
PEDIATRICS AND FAMILY CARE, LLC			1	100%	1
BAY AREA HOSPITAL LAB & HST		1			1
WALGREENS #10854		1			1
RIDGE OPTUM FLORIDA			1	100%	1
DAVITA DIALYSIS-NORTH			1	100%	1
ODESSA CLINIC			1	100%	1
DIXIE REGIONAL MEDICAL CENTER			1	100%	1
CORONA CONCIERGE, LLC		1			1
CAREWELL 203			1	100%	1
Oregon Veterans Home The Dalles		1			1
PHYSICIANS PREMIER ER- CENTRAL AUSTIN			1	100%	1
FAMILY AND INTERNAL MEDICINE ASSOCIATES		1			1
Samaritan Keep Home		1			1
CAREMOUNT MEDICAL PC-CARMEL		1			1
FOCUSED CARE AT ALLENBROOK		1			1
Kingsway Arms Nursing Center		1			1
GENESIS CARE USA OF FLORIDA, LLC			1	100%	1
NATIONAL INSTITUTES OF HEALTH CLINICAL CENTER			1	100%	1
HEARTLAND OF MARIETTA OH LLC DBA		1			1
ANY LAB TEST NOW JACKSONVILLE		1			1
HEALTHCARECLINICS			1	100%	1
EAST TENNESSEE STATE UNIVERSITY		1			1
Schenectady Center for Rehabilitation & Nursing		1			1
URGENT CARE CENTER OF PORT ORANGE LLC			1	100%	1
Kroger 500 - The Little Clinic Speedway		1			1
VCU HEALTH SYSTEM AUTHORITY - MCV HOSPITALS			1	100%	1
PHYSICIANS URGENT CARE PLLC		1			1
MEDICAL CENTER AFFILIATES PALM SPRINGS			1	100%	1
UCH LAB			1	100%	1
SMITH KLINE			1	100%	1
MEDEXPRESS URGENT CARE - UNIONTOWN		1			1
HARMONY HEALTHCARE ORLANDO INC		1			1

COVID-19: testing by laboratory

Data through May 14, 2021 verified as of May 15, 2021 at 09:25 AM

Data in this report are provisional and subject to change.

The numbers in the table below represent the number of Florida and non-Florida residents for whom test results were received by the Department of Health. A person can be tested by more than one laboratory and can have both positive and negative results. **Therefore, the sum of the numbers in each column will be larger than the total number of people tested.**

Reporting lab	Inconclusive	Negative	Positive	Percent positive	Total
CVS KS8601POCT OVERLAND PARK			1	100%	1
DOMINION DIAGNOSTICS			1	100%	1
SPEARE MEMORIAL HOSPITAL			1	100%	1
Meadow Lakes		1			1
NATICK URGENT CARE			1	100%	1
EAST COAST INSTITUTE FOR RESEARCH LLC			1	100%	1
JASON RHEE, MD		1			1
ENZO LABS INC			1	100%	1
LAKESIDE MEDICAL CENTER		1			1
LAKEWOOD RANCH MEDICAL GROUP LLC			1	100%	1
DODGE COUNTY HOSPITAL LABORATORY		1			1
BRUNSWICK HEALTH AND REHABILITATION CE		1			1
Kroger 347 - The Little Clinic Tates Creek		1			1
Springdale Village		1			1
Princeton Place			1	100%	1
MARINA DEL REY HOSPITAL LAB			1	100%	1
KNOX COMMUNITY HOSPITAL			1	100%	1
GARDENS PEDIATRICS LAB			1	100%	1
MEDEXPRESS URGENT CARE - WAYNESBURG		1			1
CORNERSTONE OF RECOVERY INC		1			1
THE MEDICAL CENTER AT SCOTTSVILLE			1	100%	1
FORT HUDSON NURSING CENTER		1			1
PHI LIFE SCIENCES			1	100%	1
NORTH PALM CHIDRENS PHYSICIANS			1	100%	1
NORTH SHORE HEMATOLOGY-ONCOLOGY ASSOCIATES PC		1			1
ST ROSE DOMINICAN HOSPITAL LAB-ROSE DE LIMA CAMPUS			1	100%	1
ADVANCE MD CARE			1	100%	1
HUGH CHATHAM FAMILY MEDICINE INDEPENDENCE		1			1
Scepter Rehab and Health care		1			1
PATHOLOGYT & LAB MEDICINE SERVICES			1	100%	1
HEALTH CHOICES, PLLC		1			1
ATHENA PLASTIC SURGERY		1			1
Kroger 909 - The Little Clinic Hamilton			1	100%	1
Elderwood at Lancaster		1			1
MASSACHUSETTS DEPARTMENT OF PUBLIC HEALTH			1	100%	1
LABORATORIO BUENA SALUD			1	100%	1
LAKE MARY DIALYSIS			1	100%	1
ST LUKE LUTHERAN HOME		1			1
BUFFALO VAMC			1	100%	1
CVS NV9586POCT RENO		1			1
Good Samaritan Society - Mountian Lake		1			1
KAISER PERMANENTE FACTORIA LAB			1	100%	1
BLACKBERRY CENTER, THE		1			1
LEHIGH PULMONARY ASSOCIATES			1	100%	1
NATIONS TOBIN RECREATION CENTER			1	100%	1
SUREPOINT URGENT CARE PADRE ISLAND			1	100%	1

COVID-19: testing by laboratory

Data through May 14, 2021 verified as of May 15, 2021 at 09:25 AM

Data in this report are provisional and subject to change.

The numbers in the table below represent the number of Florida and non-Florida residents for whom test results were received by the Department of Health. A person can be tested by more than one laboratory and can have both positive and negative results. **Therefore, the sum of the numbers in each column will be larger than the total number of people tested.**

Reporting lab	Inconclusive	Negative	Positive	Percent positive	Total
WALGREENS_CHICAGO		1			1
CARENOW URGENT CARE - ANTIOCH		1			1
Kroger 907 - The Little Clinic Holland		1			1
FAMILY MEDICAL CENTER		1			1
WATERTOWN URGENT CARE		1			1
NORTH MIAMI BEACH SURGICAL CENTER			1	100%	1
SAN JOSE CLINIC		1			1
Ohman Family Living at Holly Assisted Living		1			1
ST. MARY MEDICAL CENTER		1			1
STONESPRINGS HOSPITAL CENTER			1	100%	1
HONEY BROOK MED INVESTORS LTD/DBA		1			1
BAPTIST MINOR MEDICAL CENTER			1	100%	1
CVS M08595POCT RAYMORE		1			1
GOOD SAMARITAN SOCIETY-FOREST CITY		1			1
Chateau Girardeau			1	100%	1
Urgent Care 24/7 Orlando LLC			1	100%	1
Big River Nursing and Rehab		1			1
ACCULAB			1	100%	1
WEST CARVER MEDICAL ASSOCIATES		1			1
PHYSICIANS OF CENTRAL FLORIDA			1	100%	1
Citadel		1			1
Hawthorne House		1			1
BEST CHOICE WELLNESS & LABORATORY LLC			1	100%	1
Smg/North Jersey Hematology & Oncology		1			1
SOUTH COUNTY MEDICAL CENTER			1	100%	1
MEDICAL COLLEGE OF GEORGIA MEDICAL CENTER			1	100%	1
VOLUSIA MEDICAL CENTER			1	100%	1
St. Mary's Care Center		1			1
BELLMORE PEDIATRICS		1			1
Greencroft Goshen		1			1
CENTRAL ALABAMA HEALTH CARE SYSTEM			1	100%	1
LYSTER MAIN LAB, FT RUCKER		1			1
RED BUG LAKE ROAD OVIEDO COVID			1	100%	1
DAVIS, CASEY		1			1
SOUTHEASTERN PATHOLOGY ASSOCIATES			1	100%	1
MD NOW URGENT CARE			1	100%	1
BRISTOL CHILDRENS CLINIC			1	100%	1
Kroger - KRO03500568			1	100%	1
CARESPOT - LEE VISTA			1	100%	1
FAIRVIEW SOUTHDALE			1	100%	1
GOLDING-GRANADO MEDICAL ASSOCIATES		1			1
BAYLOR SCOTT & WHITE MEDICAL SURGICAL CLINIC			1	100%	1
Canandaigua VAMC		1			1
LINK PHARMACY LLC		1			1
ORCHARD PARK HEALTH CARE AND REHABILITATION CENTER		1			1
Kittanning Care Center		1			1

COVID-19: testing by laboratory

Data through May 14, 2021 verified as of May 15, 2021 at 09:25 AM

Data in this report are provisional and subject to change.

The numbers in the table below represent the number of Florida and non-Florida residents for whom test results were received by the Department of Health. A person can be tested by more than one laboratory and can have both positive and negative results. **Therefore, the sum of the numbers in each column will be larger than the total number of people tested.**

Reporting lab	Inconclusive	Negative	Positive	Percent positive	Total
CLERMONT PEDIATRICS, PA			1	100%	1
WY RETIREMENT CENTER		1			1
COLOMBO'S PHARMACY		1			1
FLORHAM PARK ENDOSCOPY CENTER		1			1
CONVENIENT URGENT CARE			1	100%	1
HEALTH FIRST HOME CARE		1			1
PHYSICIANS IMMEDIATE CARE			1	100%	1
INTERNAL MEDICINE OF SOUTHWEST FLORIDA			1	100%	1
ADVENT HEALTH MEDICAL GROUP MULTISPECIALTY			1	100%	1
FRESENIUS KIDNEY CARE HILLSBOROUGH			1	100%	1
MEDEXPRESS URGENT CARE - HAMILTON SQUA		1			1
CHILDREN'S AT SATELLITE BOULEVARD URGE		1			1
GENERATIONS CENTER OF SPENCER		1			1
NICKLAUS CHILDREN'S DORAL OUTPATIENT CENTER			1	100%	1
Kroger - KRO70300083			1	100%	1
AFC URGENT CARE SWAMPSCOTT			1	100%	1
Encompass Health Rehab Hosp Salisbury		1			1
ADVENTHEALTH MEDICAL GROUP PEDIATRICS DIABETES &			1	100%	1
MEADOWS PARK HEALTH AND REHABILITATION		1			1
RESIDENCES AT MIAMI / REIGN GARDENS LLC, THE			1	100%	1
Eden Meadows		1			1
DW MCMILLAN MEMORIAL HOSPITAL LABORATORY			1	100%	1
ENCOMPASS HEALTH REHAB HOSP NEW ENGLAND		1			1
MEDCARE-GARNERS FERRY			1	100%	1
CORPUS CHRISTI MEDICAL CENTER			1	100%	1
WORKCARE, INC GLOBALFOUNDRIES			1	100%	1
COMMONWEALTH OF VIRGINIA DIVISION OF CONSOLIDATED LABORATORY SERVICES			1	100%	1
PUBLIX PHARMACY #1122		1			1
CLINICAL PATHOLOGY LABORATORIES SOUTHEAST INC			1	100%	1
SPELMAN COLLEGE DEPT OF HEALTH SERVICE		1			1
ABBOTT LABORATORIES ROSS PRODUCTS			1	100%	1
ACCESS TOTAL CARE			1	100%	1
SPECIALTY MOLECULAR - DENVER			1	100%	1
SELF REGIONAL HEALTHCARE			1	100%	1
LABTEST LLC LABTEST DIAGNOSTICS			1	100%	1
HALEYVILLE HEALTH CARE CENTER		1			1
HARRIS COUNTY PUBLIC HEALTH SERVICES			1	100%	1
VELOCITY CARE URGENT CARE BY CARILION CLINIC			1	100%	1
BRIGHAM YOUNG UNIV STUDENT HEALTH CTR			1	100%	1
WALGREENS # 11165		1			1
COMMUNITY MEDICAL CENTER-ORANGE CITY		1			1
COUNTRYSIDE PEDIATRIC CARE PA			1	100%	1
SOUTHERN WINDS			1	100%	1
EMBASSY LAKES ARTIFICIAL KIDNEY CENTER			1	100%	1
Kroger 49 - The Little Clinic Wichita - 21st St.			1	100%	1
MARTIN MEMORIAL MEDICENTER			1	100%	1

COVID-19: testing by laboratory

Data through May 14, 2021 verified as of May 15, 2021 at 09:25 AM

Data in this report are provisional and subject to change.

The numbers in the table below represent the number of Florida and non-Florida residents for whom test results were received by the Department of Health. A person can be tested by more than one laboratory and can have both positive and negative results. **Therefore, the sum of the numbers in each column will be larger than the total number of people tested.**

Reporting lab	Inconclusive	Negative	Positive	Percent positive	Total
Waters of Covington		1			1
MIL LAKE HEALTHCARE CENTER INC PEDIATRICS			1	100%	1
UF HEALTH THE VILLAGES			1	100%	1
QUICK FAMILY URGENT CARE LLC			1	100%	1
ACUPATH LABORATORIES INC			1	100%	1
SUNSHINE PEDIATRICS OF LUTZ			1	100%	1
ALLIANCE MD DIRECT PRIMARY CARE			1	100%	1
LAKEVIEW REGIONAL HOSPITAL			1	100%	1
MEDICAL SPECIALISTS OF THE PALM BEACHES INC			1	100%	1
TRAFALGAR DIALYSIS			1	100%	1
BETHESDA DIALYSIS			1	100%	1
LUMBERTON HOSPITAL			1	100%	1
AMERICAN MEDICAL RESPONSE - FARMER BRA		1			1
CROSS CREEK HEALTH CARE		1			1
PIONEER CLINICAL RESEARCH LLC			1	100%	1
Kroger 465 - The Little Clinic Oakley		1			1
NORTH FLORIDA FAMILY MEDICINE			1	100%	1
KINGMAN REGIONAL MEDICAL CENTER			1	100%	1
Kroger 825 - The Little Clinic Dorothy Lane		1			1
UNITYPOINT HEALTH TRINITY			1	100%	1
Valley View Health and Rehabilitation, LLC		1			1
Vi at Aventura		1			1
Kroger 447 - The Little Clinic Lebanon		1			1
Elderwood at Lockport		1			1
USCG BASE MIAMI BEACH MEDICAL LAB		1			1
GUIDEWELL SANITAS			1	100%	1
CHC SOUTHWEST FLORIDA LAB-LIVE			1	100%	1
COLUMBIA CREST CARE & RAHAB		1			1
Linley Park Rehabilitation & Healthcare Center		1			1
CLEVELAND CLINIC AKRON GENERAL			1	100%	1
RIVERVIEW HOSPITAL D/B/A UNIVERSITY		1			1
Kroger 350 - The Little Clinic New Cut Road		1			1
NEMOURS CHILDREN'S PRIMARY CARE, ST CLOUD			1	100%	1
SUMMIT DETOX INC			1	100%	1
ADVENTHEALTH PHYSICIAN GROUP - APPLEWOOD			1	100%	1
Rio Grande City Nursing and Rehab Center			1	100%	1
ALLIANCE LABORATORY SERVICES			1	100%	1
MD TOX LABORATORY			1	100%	1
HALIFAX HEALTH PRIMARY CARE			1	100%	1
CARENOW MIDTOWN			1	100%	1
MIAMI VASCULAR SURGERY			1	100%	1
DISCOVERY AT HOME, LLC			1	100%	1
Kroger 353 - The Little Clinic Harpers Point		1			1
NEPHRON PHARMACEUTICALS CORPORATION			1	100%	1
Walgreens #5914		1			1
OMAHA VA MEDICAL CENTER			1	100%	1

COVID-19: testing by laboratory

Data through May 14, 2021 verified as of May 15, 2021 at 09:25 AM

Data in this report are provisional and subject to change.

The numbers in the table below represent the number of Florida and non-Florida residents for whom test results were received by the Department of Health. A person can be tested by more than one laboratory and can have both positive and negative results. **Therefore, the sum of the numbers in each column will be larger than the total number of people tested.**

Reporting lab	Inconclusive	Negative	Positive	Percent positive	Total
PEDRO MENENDEZ HEALTH CENTER AT ST JOHNS			1	100%	1
ACUTE AND COMMUNICABLE DISEASE PREVENTION			1	100%	1
TEXAS HEALTH ARLINGTON MEMORIAL HOSPITAL			1	100%	1
HARDEE COUNTY FIRE RESCUE		1			1
WALGREENS PHOENIX		1			1
CITRONELLE HEALTH AND REHABILITATION CENTER		1			1
ISLANDS ASSISTED LIVING FACILITY,THE			1	100%	1
ARKANSAS PUBLIC HEALTH LABORATORY		1			1
MADISON REHABILITATION HOSPITAL		1			1
FALKVILLE HEALTHCARE		1			1
Aristacare at Cedar Oaks		1			1
SALUDA NURSING CENTER		1			1
THEDACARE FAMILY MEDICINE GATEWAY			1	100%	1
ALLIED PHYSICIANS GROUP		1			1
ACCESS FAMILY CARE LLC			1	100%	1
PRISMA HEALTH TUOMEY LABORATORY			1	100%	1
USC VERDUGO HILLS HOSPITAL			1	100%	1
WEST PALM BEACH PHARMACEUTICALS LLC			1	100%	1
USF PHYSICIANS GROUP			1	100%	1
CHILTON MEDICAL CENTER		1			1
LIFEWORX WELLNESS CENTER LLC		1			1
CARE STATION MEDICAL GROUP		1			1
SUMMIT URGENT CARE EAST POINT		1			1
BELMONT VILLAGE AT JOHNS CREEK		1			1
Kroger 368 - The Little Clinic Frankfort West		1			1
MEDICAL CITY NORTH HILLS			1	100%	1
Kroger 767 - The Little Clinic Beaumont		1			1
INNOVATIVE CARE PARTNERS PLLC			1	100%	1
TITUSVILLE REHABILITATION AND NURSING CENTER		1			1
MINUTE CLINIC DIAGNOSTIC PA			1	100%	1
MCALLEN MEDICAL CENTER			1	100%	1
SANTA CLARA VALLEY MEDICAL CENTER			1	100%	1
STORMONT VAIL HOSPITAL			1	100%	1
CARESTAT HOSPICE SERVICES			1	100%	1
SHARP GROSSMONT HOSPITAL LABORATORY			1	100%	1
SOLARIS HEALTHCARE PLANT CITY		1			1
FAMILY FIRST WELLNESS		1			1
HEALTH AND HOPE CLINIC INC			1	100%	1
MDS PHARMA SERVICES		1			1
Wrightsville Manor Health and Rehab		1			1
CONSOLIDATED			1	100%	1
Kroger 523 - The Little Clinic Dickson			1	100%	1
BROWARD MEDICAL LAB			1	100%	1
GEORGETOWN URGENT CARE			1	100%	1
UPMC NORTHWEST HOSPITAL			1	100%	1
ADVOCATE GOOD SAMARITAN			1	100%	1

COVID-19: testing by laboratory

Data through May 14, 2021 verified as of May 15, 2021 at 09:25 AM

Data in this report are provisional and subject to change.

The numbers in the table below represent the number of Florida and non-Florida residents for whom test results were received by the Department of Health. A person can be tested by more than one laboratory and can have both positive and negative results. **Therefore, the sum of the numbers in each column will be larger than the total number of people tested.**

Reporting lab	Inconclusive	Negative	Positive	Percent positive	Total
MODERN URGENT CARE			1	100%	1
SCHUYLER HOSPITAL		1			1
PHYSICIANS LAB INC			1	100%	1
KIDZ FAMILY CARE			1	100%	1
NORTH FLORIDA CHILD DEVELOPMENT, INC			1	100%	1
Waddell Nursing & Rehab Center		1			1
BOCA RATON REGIONAL HOSPITAL		1			1
URGENT 202 COX CREEK PKWY		1			1
INTERIM HHA OF ST AUGUSTINE INC		1			1
Vista Park			1	100%	1
KISSIMMEE HOME TRAINING		1			1
Kroger 395 - The Little Clinic Blanchester		1			1
NOORANI MEDICAL CENTER LLC			1	100%	1
MINNESOTA HERITAGE HOUSE		1			1
SIGNATURE HEALTHCARE OF BUCKHEAD		1			1
FIRSTCARE MEDICAL CENTER			1	100%	1
Kroger 805 - The Little Clinic Lewis Center		1			1
COLLINS NURSING HOME		1			1
PHYSICIAN ASSOCIATES, LLC			1	100%	1
STOPWATCH URGENT CARE			1	100%	1
DUKE UNIVERSITY MEDICAL CENTER			1	100%	1
EAGLE COUNTY HEALTH AND HUMAN SERVICES			1	100%	1
ROSEN MEDICAL CENTER AT ROSEN COLLEGE CAMPUS			1	100%	1
MEMORIAL MEDICAL CENTER			1	100%	1
Higland Pointe Health and Rehabilitation center		1			1
PHOENIX MEDICAL CLINIC			1	100%	1
IZ MEDICAL		1			1
ORAL & FACIAL SURGERY			1	100%	1
PUBLIX PHARMACY #1114			1	100%	1
OMC PRIMARY CARE - HOSPITAL CAMPUS			1	100%	1
TEXAS HEALTH ARLINGTON MEMORIAL		1			1
ANDREWS INSTITUTE AMBULATORY SURGERY CENTER		1			1
UNIVERSITY OF WASHINGTON DEPT OF LAB MEDICINE			1	100%	1
MERCYONE DES MOINES MEDICAL CENTER			1	100%	1
PERRY COUNTY NURSING HOME		1			1
CARENOW URGENT CARE - SPRING			1	100%	1
SARHA DOCTORS CENTER			1	100%	1
Walgreens #3049		1			1
LAKE WALES DIALYSIS CENTER			1	100%	1
UMASS MEMORIAL/MARLBORO HOSPITAL			1	100%	1
EXPRESS CARE OF OCALA			1	100%	1
SEGAL INSTITUTE FOR CLINICAL RESEARCH INC			1	100%	1
WW Chem Auto SS			1	100%	1
PEDIATRIC SPECIALTY CLINIC COLLIER			1	100%	1
EVEZIA DIAGNOSTICS			1	100%	1
Heartland Health Care Center Jacksonville			1	100%	1

COVID-19: testing by laboratory

Data through May 14, 2021 verified as of May 15, 2021 at 09:25 AM

Data in this report are provisional and subject to change.

The numbers in the table below represent the number of Florida and non-Florida residents for whom test results were received by the Department of Health. A person can be tested by more than one laboratory and can have both positive and negative results. **Therefore, the sum of the numbers in each column will be larger than the total number of people tested.**

Reporting lab	Inconclusive	Negative	Positive	Percent positive	Total
COMMUNITY MEMORIAL HOSPITAL		1			1
BAPTIST HEALTH SURGERY CENTER			1	100%	1
MEDICAL CENTER OF TRINITY - MOB		1			1
Keller Landing Center		1			1
CLUB HEALTH AND REHABILITATION CENTER, THE		1			1
SHANDSCAIR FLIGHT PROGRAM			1	100%	1
PM PEDIATRICS OF BAYSIDE PLLC - STATEN		1			1
TILE PHARMACY		1			1
SAINT AGNES HOSPITAL			1	100%	1
FAMILY PHYSICIANS OF WINTER PARK, INC			1	100%	1
BEAUMONT HOSPITAL, GROSSE POINTE			1	100%	1
MAHONEY PEDIATRICS PA			1	100%	1
SAINT ALPHONSUS REGIONAL MEDICAL CENTER			1	100%	1
FELD ENTERTAINMENT			1	100%	1
ADVANCED URGENT CARE PLLC		1			1
Redwood Springs Healthcare			1	100%	1
SEPULVEDA OUTPATIENT AND NURSING HOME CARE			1	100%	1
MINUTECLINIC DIAGNOSTIC OF TN PC #6437		1			1
BAPTIST HEALTH EXPRESS CARE			1	100%	1
INTEGRIS SEMINOLE EMERGENCY DEPT			1	100%	1
TRIHEALTH			1	100%	1
ST JOHNS PEDIATRICS PA		1			1
ABBOTT LABORATORIES - OCCUPATIONAL HEALTH SERVICES			1	100%	1
Lantern Park Specialty Care		1			1
Greenfield Health & Rehab Center		1			1
NORTH PALM BEACH DIALYSIS CENTER			1	100%	1
CARLTON SHORES HEALTH AND REHABILITATION CENTER			1	100%	1
NULL			1	100%	1
RECOVERY BAY, LLC			1	100%	1
ASCENSION ST VINCENT'S - WESTSIDE			1	100%	1
DEACONESS URGENT CARE CENTER			1	100%	1
Kroger 410 - The Little Clinic Trinity		1			1
OPTUM OF HIALEAH		1			1
PUBLIX PHARMACY #0332		1			1
NLAC SUMMERBIO			1	100%	1
VICTORIA PAIN AND REHABILITATION CENTER			1	100%	1
ALL AMERICAN FAMILY AND GERIATRIC CARE			1	100%	1
AMD			1	100%	1
RUBY MEMORIAL HOSP. LAB			1	100%	1
Walgreens #19992		1			1
Walgreens #10851		1			1
NORTHEAST BAPTIST HOSPITAL			1	100%	1
Niles Nursing and Rehab. Center		1			1
St Mary's d'Youville Pavilion		1			1
NHC PLACE AT COOL SPRINGS		1			1
ST FRANCIS COLLEGE WELLNESS CENTER		1			1

COVID-19: testing by laboratory

Data through May 14, 2021 verified as of May 15, 2021 at 09:25 AM

Data in this report are provisional and subject to change.

The numbers in the table below represent the number of Florida and non-Florida residents for whom test results were received by the Department of Health. A person can be tested by more than one laboratory and can have both positive and negative results. **Therefore, the sum of the numbers in each column will be larger than the total number of people tested.**

Reporting lab	Inconclusive	Negative	Positive	Percent positive	Total
COVENANT HOSPITAL HOBBS D/B/A COVENANT		1			1
MOBILE MEDICAL CLINIC			1	100%	1
UHEALTH LEJEUNE INTERNAL MEDICINE			1	100%	1
WELLSTAR KENNESAW MEDICAL CENTER		1			1
TITUSVILLE TOWERS ASSISTED LIVING		1			1
METROWEST MEDICAL CENTER - FRAMINGHAM			1	100%	1
SISTERS MISSION			1	100%	1
ADVENTHEALTH IMAGING WINTERGARDEN		1			1
FINLAY MEDICAL RESEARCH CORP			1	100%	1
INLET CONCIERGE MEDICINE			1	100%	1
SOUTHERN OHIO MEDICAL CENTER			1	100%	1
FLORIDA HOSPITAL ORMOND BEACH			1	100%	1
CAPITAL DISTRICT PSYCHIATRIC CENTER		1			1
IMA MEDICAL CENTER OF SOUTH WEST ORLANDO			1	100%	1
COLUMBUS REGIONAL HOSPITAL			1	100%	1
			1	100%	1
ANMED HEALTH MEDICAL CENTER			1	100%	1
Ramsey Village		1			1
POMPANO BEACH ARTIFICIAL KIDNEY CENTER			1	100%	1
HYDE PARK MEDICAL CENTER		1			1
Kroger 57 - The Little Clinic Jay C Charlestown		1			1
RIVERSIDE COUNTY PUBLIC HEALTH LABORATORY			1	100%	1
Arbors at Gallipolis		1			1
MEDICAL ASSOCIATES OF THE SHOALS		1			1
THE BRENNITY AT TRADITION			1	100%	1
CARE CONNECTIONS AT HOME LLC			1	100%	1
PACE UNIVERSITY HEALTH CARE		1			1
VALUE DRUG STORES INC		1			1
QUICKCARE HEALTH, INC			1	100%	1
BROOKDALE FORT MYERS LAKES PARK			1	100%	1
Senior Rehab & Recovery Center at Limestone Health Facility		1			1
Longwood Community Living Center		1			1
Brookdale Southside			1	100%	1
Victory Health and Rehabilitation			1	100%	1
ARBOR TERRACE AT CITRUS PARK			1	100%	1
PALMETTO ARTIFICIAL KIDNEY CENTER			1	100%	1
CAPE CANAVERAL HOSP			1	100%	1
CVS TX8990POCT HELOTES		1			1
WILLOWBROOKE COURT AT MATTHEWS GLEN		1			1
PRIORITY CARE LLC			1	100%	1
KETAMINE HEALTH CENTERS OF WEST PALM BEACH LLC		1			1
Walgreens #12695			1	100%	1
Manor Care Health Care Services - Williamsport North		1			1
LAS PALOMAS SENIOR LIVING		1			1
ST MARY MEDICAL CENTER			1	100%	1
DOCTORS CHOICE HOME CARE INC			1	100%	1

COVID-19: testing by laboratory

Data through May 14, 2021 verified as of May 15, 2021 at 09:25 AM

Data in this report are provisional and subject to change.

The numbers in the table below represent the number of Florida and non-Florida residents for whom test results were received by the Department of Health. A person can be tested by more than one laboratory and can have both positive and negative results. **Therefore, the sum of the numbers in each column will be larger than the total number of people tested.**

Reporting lab	Inconclusive	Negative	Positive	Percent positive	Total
CARE ATC INC			1	100%	1
AUTUMN CARE OF STATESVILLE, LLC		1			1
Encompass Health Littleton		1			1
WALGREENS #12322		1			1
VASNHS-Northeast PC Clinic		1			1
OAKWOOD HOSPITAL - SOUTHSHORE			1	100%	1
TREASURE COAST COMMUNITY HEALTH INC			1	100%	1
BORINQUEN HEALTH CENTER			1	100%	1
WELLSTREET BUCKHEAD NORTH		1			1
MEDSTAT WARSAW			1	100%	1
FAMILY MEDICAL CLINIC KENDALL LLC			1	100%	1
PEDIATRIC PARTNERS OF ZEPHYRHILLS PA			1	100%	1
LABONE		1			1
STEELFUSION CLINICAL TOXICOLOGY LABS			1	100%	1
HOME AIDE SVC OF EASTERN NY INC D/B/A		1			1
SMITH			1	100%	1
Villages of St.Peters		1			1
BLACK SHEEP MEDICAL			1	100%	1
JOHN D. ARCHBOLD MEMORIAL HOSPITAL			1	100%	1
UF HEALTH FAMILY MEDICINE-GOODBYS CREEK			1	100%	1
PALM COAST DRAW STATION/AMERICAN HEALTH ASSOCIATES		1			1
Kroger 006 - The Little Clinic Uintah Gardens		1			1
COSTAMED GRUPO MEDICO			1	100%	1
EILEEN TURBESSI MD PA		1			1
CENTRAL TX MEDICAL CENTER - LAB			1	100%	1
TANGLEWOOD MANOR		1			1
Brynwood Health & Rehabilitation Center			1	100%	1
CFCH - FROSTPROOF			1	100%	1
MACKINAC STRAITS LONG TERM CARE UNIT		1			1
AMALIA'S COMMUNITY CLINIC, CORP			1	100%	1
Lakeview Care Center			1	100%	1
FLAGLER CARE CENTER			1	100%	1
WINTER PARK MEMORIAL HOSPITAL LABORATORY		1			1
AUGUSTA HEALTH SD			1	100%	1
CYPRESS CREEK OUTPATIENT SURGICAL CTR, LLC			1	100%	1
Bridgeway Care and Rehabilitation Center		1			1
Towne Manor East		1			1
Encompass Health Rehab Hosp Alexandria		1			1
BAPTIST MEDICAL PLAZA AT WESTCHESTER			1	100%	1
EMERGENCY CARE SERVICES LAB AT JFK MEDICAL CENTER			1	100%	1
VERIFY LABS			1	100%	1
SUNDIAL MANUFACTURING		1			1
STEVEN J VALENTINO, DO PC		1			1
NEMOURS CHILDREN HOSPITAL			1	100%	1
TENNOVA ER - SANGO			1	100%	1
CHESAPEAKE REGIONAL MEDICAL CENTER			1	100%	1

COVID-19: testing by laboratory

Data through May 14, 2021 verified as of May 15, 2021 at 09:25 AM

Data in this report are provisional and subject to change.

The numbers in the table below represent the number of Florida and non-Florida residents for whom test results were received by the Department of Health. A person can be tested by more than one laboratory and can have both positive and negative results. **Therefore, the sum of the numbers in each column will be larger than the total number of people tested.**

Reporting lab	Inconclusive	Negative	Positive	Percent positive	Total
APPLECARE BRUNSWICK			1	100%	1
EMERGENCE MEDICINE			1	100%	1
ACCESS HEALTH CARE PHYSICIANS, LLC		1			1
DELTA INTERNAL MEDICINE CENTER			1	100%	1
LANCASHIRE HALL NURSING AND REHABILITATION CENTER		1			1
CVS MA6466POCT SWANSEA		1			1
PRINCIPLE DIAGNOSTICS LLC			1	100%	1
MEDPOST URGENT CARE - CIBOLO			1	100%	1
PINEVILLE PHARMACY			1	100%	1
BENEWAH COMMUNITY HOSPITAL		1			1
DEPARTMENT OF HEALTH SERVICES			1	100%	1
JAMES A HENRY MD LLC			1	100%	1
GOOD SHEPHERD HEALTH SYSTEM			1	100%	1
Piedmont Crossing		1			1
THE READING HOSPITAL AND MEDICAL CENTER			1	100%	1
ASUNCION HOME HEALTH CARE CORP			1	100%	1
RAAZI CLINICAL LABORATORY LLC			1	100%	1
SUNRISE CLINIC SANTA ROSA		1			1
PEDIATRIC ASSOCIATES OF ORLANDO			1	100%	1
DIXIE COUNTY JAIL			1	100%	1
CAREAGE PLASTIC SURGERY			1	100%	1
SHAH			1	100%	1
Chatsworth Health Care		1			1
LEXINGTON HOSPITAL CORPORATION			1	100%	1
NORTHSIDE HOSPITAL GWINNETT		1			1
CONWAY - SHERWOOD URGENT CARE			1	100%	1
Kroger 923 - The Little Clinic Centerville		1			1
LINCOLN COUNTY MEDICAL CENTER		1			1
LSU MEDICAL CENTER			1	100%	1
BRIDGEWATER PARK ASSISTED LIVING LLC			1	100%	1
ADVANTA LABS, LLC		1			1
Arlington Health and Rehabilitation		1			1
LOUNDY		1			1
MEDONE URGENT CARE			1	100%	1
CENTRAL FLORIDA MEDICAL CARE			1	100%	1
HERITAGE HEALTHCARE CENTER AT TALLAHASSEE			1	100%	1
SONORAN DESERT PATHOLOGY			1	100%	1
SAINT JOSEPH'S HOSPITAL AND MEDICAL CENTER		1			1
CVS TN6394POCT BRENTWOOD		1			1
Seal Rock Healthcare		1			1
MAGGY PHARMACY INC		1			1
HAWAII DEPARTMENT OF HEALTH LAB			1	100%	1
RIVERSIDE PEDIATRIC GROUP, INC		1			1
ORDRS, INC.			1	100%	1
PATIENT FIRST - NEWTOWN ROAD			1	100%	1
Elderwood at Williamsville		1			1

COVID-19: testing by laboratory

Data through May 14, 2021 verified as of May 15, 2021 at 09:25 AM

Data in this report are provisional and subject to change.

The numbers in the table below represent the number of Florida and non-Florida residents for whom test results were received by the Department of Health. A person can be tested by more than one laboratory and can have both positive and negative results. **Therefore, the sum of the numbers in each column will be larger than the total number of people tested.**

Reporting lab	Inconclusive	Negative	Positive	Percent positive	Total
BATESVILLE - SHERWOOD URGENT CARE			1	100%	1
The Center at Centennial			1	100%	1
TITUS REGIONAL MEDICAL CENTER			1	100%	1
ATLANTA PLUS URGENT CARE, LLC			1	100%	1
MERRILL GARDENS AT CHAMPIONSGATE			1	100%	1
A.G. Rhodes		1			1
HEALTHCARE AND REHAB OF SANFORD			1	100%	1
KENT		1			1
CVS NY2297002CV NEW YORK			1	100%	1
AURORA CONSOLIDATED LABORATORY			1	100%	1
WESTCHESTER MEDICAL CENTER ADVANCED		1			1
OHIO CVS STORES, LLC DBA CVS/PHARMACY		1			1
Kroger 705 - The Little Clinic Richmond		1			1
INDIAN RIDGE		1			1
Mason Health and Rehab		1			1
Eagle Point Health Care Center		1			1
QUINCY DIALYSIS			1	100%	1
MED-LAKE LABORATORY			1	100%	1
HEALTH CONSERVATION, INC		1			1
NORWALK HOSPITAL			1	100%	1
BAPTIST HEALTH FLOYD			1	100%	1
PALM BEACH COUNTY HEALTH DEPT.			1	100%	1
QC LABORATORY			1	100%	1
Court House Center		1			1
CVS OH6153POCT COLUMBUS		1			1
EDEN HEALTH NOMAD LAB		1			1
LIFE SAVERS EMERGENCY ROOM II, LLC		1			1
WINNIFRED ASSISTED LIVING FACILITY INC		1			1
ADVENTHEALTH WOUND CARE CENTER			1	100%	1
WRNMMC BETHESDA			1	100%	1
INTERNAL MEDICINE ASSOCIATES		1			1
HENRICO DOCTOR'S LABORATORY			1	100%	1
IVAN, MAYA			1	100%	1
CAROMONT HEALTH			1	100%	1
Maple Lane Nursing Home		1			1
CVS IL2297652CV CHICAGO		1			1
APPLECARE URGENT CARE JESUP			1	100%	1
CLIFTON SPRINGS		1			1
CHEROKEE PARK REHABILITATION		1			1
ENT & ALLERGY ASSOCIATES, LLP - SLEEPY HOLLOW (ABBOTT)		1			1
LAKE COMMUNITY ACTION AGENCY		1			1
NASONCARE LLC			1	100%	1
ORMOND BEACH DIALYSIS			1	100%	1
CVS AZ69POCT PEORIA		1			1
ABRAZO WEST CAMPUS			1	100%	1
ALL PEDIATRIC CARE PA			1	100%	1

COVID-19: testing by laboratory

Data through May 14, 2021 verified as of May 15, 2021 at 09:25 AM

Data in this report are provisional and subject to change.

The numbers in the table below represent the number of Florida and non-Florida residents for whom test results were received by the Department of Health. A person can be tested by more than one laboratory and can have both positive and negative results. **Therefore, the sum of the numbers in each column will be larger than the total number of people tested.**

Reporting lab	Inconclusive	Negative	Positive	Percent positive	Total
PREMIUM HOME HEALTH CARE INC			1	100%	1
Rehab Select of Talladega		1			1
Community Care Center of Heritage House, LLC			1	100%	1
WELLINGTON PHYSICIANS URGENT CARE AT PALOMINO			1	100%	1
CONTINENTAL HOME HEALTH CARE INC			1	100%	1
CARDIOLOGY AND FITNESS MEDICINE		1			1
LabCorp L#09258295 M#09258285			1	100%	1
TFH HOME HEALTH INC			1	100%	1
MISSISSIPPI VALLEY REGIONAL BLOOD CENTER			1	100%	1
LIBERTY URGENT CARE			1	100%	1
PHYSICIANS IMMEDIATE CARE CHICAGO			1	100%	1
Montgomery Place		1			1
PLANT CITY FIRE RESCUE		1			1
BUENA VENTURA LAKES DIALYSIS			1	100%	1
FAIRLAWN REHABILITATION HOSPITAL		1			1
CHI ST. LUKE'S HEALTH BCM MEDICAL CENTER			1	100%	1
HOSPITALS OF PROVIDENCE TRANSMOUNTAIN CAMPUS, THE			1	100%	1
CHILTON URGENT CARE			1	100%	1
GOOD SAMARITAN SOCIETY - DE SMET		1			1
MEMORIAL HEALTH UNIVERSITY MEDICAL		1			1
Casa Real Center		1			1
Chateau Living Center			1	100%	1
WEST BOYNTON DIALYSIS			1	100%	1
THE TOLEDO HOSPITAL			1	100%	1
SPECTRUM LABORATORY			1	100%	1
GRANITE FALLS LTC, LLC		1			1
OPTUM MEDICAL CLINIC IN ROCKRIMMON			1	100%	1
Kroger 682 - The Little Clinic New Holland Market			1	100%	1
QUEST INC			1	100%	1
AUSTIN URGENT CARE			1	100%	1
PALM BEACH DIABETES AND ENDOCRINE SPECIALISTS, PA			1	100%	1
CHILDREN'S MEMORIAL HOSPITAL			1	100%	1
VIVEX/UMTB BIOMEDICAL			1	100%	1
APOLLO ADVANCED HOME HEALTH CORP			1	100%	1
ARGENTINE CARE CENTER		1			1
SAINT BARNABAS MEDICAL CENTER		1			1
FAIRLAWN OPCO LLC DBA ARBORS AT FAIRLAWN		1			1
UW MEDICINE MS CENTER			1	100%	1
HEALTHCARE ASSOCIATES OF IRVING, LLP			1	100%	1
SSC NASHVILLE OPERATING CO LLC D/B/A		1			1
ALLEGANY COUNTY DEPARTMENT OF HEALTH		1			1
Hillside Manor Rehabilitation and Extended Care Center		1			1
PEDRO L ORTEGA MD PA			1	100%	1
PACIFICA CARE PLLC			1	100%	1
LAKE URGENT CARE			1	100%	1
ORMC-ARDEN/EOI			1	100%	1

COVID-19: testing by laboratory

Data through May 14, 2021 verified as of May 15, 2021 at 09:25 AM

Data in this report are provisional and subject to change.

The numbers in the table below represent the number of Florida and non-Florida residents for whom test results were received by the Department of Health. A person can be tested by more than one laboratory and can have both positive and negative results. **Therefore, the sum of the numbers in each column will be larger than the total number of people tested.**

Reporting lab	Inconclusive	Negative	Positive	Percent positive	Total
Imperial Healthcare Centre			1	100%	1
PARKVIEW REGIONAL MEDICAL CENTER			1	100%	1
BAYOU URGENT CARE			1	100%	1
GEORGE WASHINGTON UNIVERSITY HOSPITAL			1	100%	1
PENSACOLA PRIMARY CARE INC		1			1
THE LITTLE CLINIC LLC			1	100%	1
HOSPITAL SISTERS HEALTH SYSTEM (HSHS)			1	100%	1
VERMONT DEPT OF HEALTH LABORATORY			1	100%	1
HEALTHPARTNERS HUDSON CLINIC			1	100%	1
LIFE CARE CENTER OF GWINNETT		1			1
ST LUKES HOSPITAL LAB			1	100%	1
Acts Manor House		1			1
UABC			1	100%	1
SHANNON CLARK OD, PA			1	100%	1
OPTI MED PHARMACY		1			1
El Paso Health Care Center			1	100%	1
Bivins Pointe			1	100%	1
VISTA DEL SOL MED ASSOC		1			1
PUTNAM CO HOSPITAL-D/B/A ASBURY TOWERS		1			1
PALM SPRINGS GENERAL HOSPITAL			1	100%	1
REGIONAL MEDICAL LABORATORY			1	100%	1
STONECREST MEDICAL CENTER		1			1
Kroger 629 - The Little Clinic Cartersville, GA Hwy 41		1			1
DSI LABORATORIES-NAPLES-7TH			1	100%	1
FREEPORT ER DOX URGENT CARE		1			1
CVS MA1238POCT MEDFIELD		1			1
PASTEUR MEDICAL CENTER LLC		1			1
MAIN LAB			1	100%	1
UT HEALTH RIO GRANDE VALLEY SPECIALTY PEDIATRICS			1	100%	1
POETS WALK SARASOTA			1	100%	1
BLAKE AT PENSACOLA OPERATION CO, LLC, THE			1	100%	1
INTERNAL MEDICINE GROUP OF CENTRAL FLORIDA			1	100%	1
FAIRFAX COUNTY HEALTH DEPT LABORATORY			1	100%	1
OAKWOOD HOSPITAL - DEARBORN LAB			1	100%	1
SANTA ROSA PEDIATRICS			1	100%	1
OPTIMAL MEDICINE INC		1			1
OASIS FAMILY RESORT IN THE SPRINGS LLC		1			1
MERCY HOME		1			1
RIVERSIDE REGIONAL MED CENTER			1	100%	1
Walgreens #11854			1	100%	1
CVS AZ3264POCT PHOENIX			1	100%	1
BAPTIST HOSPITAL FAMILY MEDICINE &			1	100%	1
ACCESS MEDICAL GROUP OF TAMPA INC			1	100%	1
Katherine Luther Residential Healthcare		1			1
PORTSMOUTH REG. HOSPITAL			1	100%	1
BUREAU COUNTY HEALTH DEPT			1	100%	1

COVID-19: testing by laboratory

Data through May 14, 2021 verified as of May 15, 2021 at 09:25 AM

Data in this report are provisional and subject to change.

The numbers in the table below represent the number of Florida and non-Florida residents for whom test results were received by the Department of Health. A person can be tested by more than one laboratory and can have both positive and negative results. **Therefore, the sum of the numbers in each column will be larger than the total number of people tested.**

Reporting lab	Inconclusive	Negative	Positive	Percent positive	Total
COVENANT HEALTH		1			1
West Bay of Tampa Center			1	100%	1
HEALTHALLIANCE HOSPITAL LABORATORY		1			1
CORDOVA FAMILY PRACTICE			1	100%	1
WELLLNOW URGENT CARE-OSWEGO			1	100%	1
UNIVERSITY OF FLORIDA			1	100%	1
FAIRHAVEN		1			1
FAWCETT MEMORIAL HOSPITAL NURSING			1	100%	1
ULTIMATE ANALYSIS LABORATORY			1	100%	1
CARRINGTON, LLC D/B/A THE CARRINGTON		1			1
Carrington Park			1	100%	1
EDGAR PRICE FAMILY & CHILDREN HEALTHCARE CENTER			1	100%	1
EASTSIDE MEDICAL CLINIC		1			1
UNIVERSITY OF NORTH CAROLINA HOSPITALS			1	100%	1
EXCEPTIONAL EMERGENCY CENTER			1	100%	1
PHYSICIANS PRIMARY CARE LEHIGH PEDS			1	100%	1
SS VASCULAR			1	100%	1
PUBLIX PHARMACY #1488		1			1
Lopatcong Center		1			1
BAPTIST HOSPITAL FAMILY MEDICINE TIGER POINT			1	100%	1
LEELANAU OPCO, LLC		1			1
KIDS CARE PEDIATRICS			1	100%	1
Trucare Living Centers - Columbus		1			1
CENTRAL FLORIDA HEALTH CARE, INC			1	100%	1
UNIVERSITY OF MD PATH ASSOC- MD GENOMICS			1	100%	1
Carrollton Manor Inc		1			1
LAKE LURE HEALTH CENTER			1	100%	1
WILSON FAMILY MEDICINE LLC		1			1
FRESENIUS SOUTH FORT MYERS		1			1
MALUHIA		1			1
DR AZIZ CLINIC			1	100%	1
ELEMENTS PHARMACY			1	100%	1
Eddy Memorial Geriatric Center		1			1
PALACE CARE AND REHAB		1			1
MARION GENERAL HOSPITAL			1	100%	1
PROVIDENCE ST. PATRICK HOSPITAL			1	100%	1
LIFECARE MEDICAL CENTER			1	100%	1
ST. PETERSBURG PEDIATRICS-SEMINOLE			1	100%	1
Sarah A. Todd Memorial Home		1			1
Isle Health and Rehabilitation Center			1	100%	1
BALLAD HEALTH MEDICAL ASSOCIATES URGENT CARE - JOHNSON CITY			1	100%	1
SACRED HEART HOSPITAL			1	100%	1
THE CHRIST HOSPITAL			1	100%	1
BLOOD SYSTEMS LABORATORIES			1	100%	1
CARENOW MURFREESBORO MEDICAL CENTER PK		1			1
WALGREENS MARATHON			1	100%	1

COVID-19: testing by laboratory

Data through May 14, 2021 verified as of May 15, 2021 at 09:25 AM

Data in this report are provisional and subject to change.

The numbers in the table below represent the number of Florida and non-Florida residents for whom test results were received by the Department of Health. A person can be tested by more than one laboratory and can have both positive and negative results. **Therefore, the sum of the numbers in each column will be larger than the total number of people tested.**

Reporting lab	Inconclusive	Negative	Positive	Percent positive	Total
CHILDREN'S CLINIC			1	100%	1
PATHLAB SERVICES			1	100%	1
SEASONS HOSPICE AND PALLIATIVE CARE OF			1	100%	1
WELLMED AT LINEBAUGH AVE			1	100%	1
SEMA4			1	100%	1
INTERNAL MEDICINE EMILIA MURRAY MD PA		1			1
MISSOURI DEPARTMENT OF HEALTH AND SENIOR SERVICES - STATE PH LAB		1			1
LEE MEMORIAL HOSPITAL OUTPATIENT SURGERY CENTER			1	100%	1
SUMMIT URGENT CARE - FAYETTEVILLE		1			1
MERITUS MEDICAL CENTER			1	100%	1
XSTREMEMD			1	100%	1
FRESENIUS KIDNEY CARE OF CLERMONT WEST			1	100%	1
Kroger 698 - The Little Clinic 14th Street/Bell		1			1
Walgreens #3661		1			1
TUNIS STREET GROUP HOME		1			1
COMMUNITY			1	100%	1
STERLING HOUSE OF PORT ORANGE		1			1
PHOEBE HOME INC		1			1
USA Healthcare LTC, LLC - Folsom Center for Rehabilitation & Healthca		1			1
WALGREENS #15369		1			1
CATERPILLAR INC - MIAMI DISTRIBUTION CENTER			1	100%	1
PANCARE HEALTH - NORTHSIDE ELEMENTARY			1	100%	1
ANSWERS RESOURCE FACILITY		1			1
SOUTHWEST REGIONAL PCR LABORATORY			1	100%	1
Heritage Inn Health and Rehabilitation		1			1
WINDMOOR HEALTHCARE			1	100%	1
SUMMERLIN MEDICAL CENTRE			1	100%	1
O'CONNELL HEALTH CENTER AT ST JOHNS			1	100%	1
ROBERT TAYLOR COMMUNITY COMPLEX			1	100%	1
AFTER HOURS CLINIC			1	100%	1
PRACTITIONERS IN MOTION			1	100%	1
CAPITAL DIAGNOSTICS			1	100%	1
KENNEDY BOULEVARD DIALYSIS			1	100%	1
St. Ann Rehabilitation and Nursing Center		1			1
UT HEALTH RGV CLINICAL LABORATORY			1	100%	1
The Carrington		1			1
LAKE REGIONAL HEALTH			1	100%	1
AdventHealth Care Center Zephyrhills North			1	100%	1
NHC HealthCare St. Charles		1			1
KROGER 785 - THE LITTLE CLINIC DIXIE HWY		1			1
Strasburg Care Center		1			1
WALGREENS #4086		1			1
Hillside Rehab and Care Center			1	100%	1
TAMPA HEALTH CARE PROVIDERS PA		1			1
BRIAN C GRINER MD LLC			1	100%	1
Kroger 682 - The Little Clinic Combs and Gantzel		1			1

COVID-19: testing by laboratory

Data through May 14, 2021 verified as of May 15, 2021 at 09:25 AM

Data in this report are provisional and subject to change.

The numbers in the table below represent the number of Florida and non-Florida residents for whom test results were received by the Department of Health. A person can be tested by more than one laboratory and can have both positive and negative results. **Therefore, the sum of the numbers in each column will be larger than the total number of people tested.**

Reporting lab	Inconclusive	Negative	Positive	Percent positive	Total
Seacrest Village		1			1
FLAGLER COUNTY BOARD OF COUNTY COMMISSIONERS			1	100%	1
CARESPOT EXPRESS HEALTHCARE BOYNTON BEACH			1	100%	1
SAN ANTONIO DERMATOLOGY AND MEDICAL SPA			1	100%	1
Victoria Manor		1			1
Erwin Health Care Center		1			1
SJMC PHYSICIAN SERVICES			1	100%	1
LITTLE COMPANY OF MARY HOSPITAL			1	100%	1
RAMBAM URGENT CARE			1	100%	1
PHYSICIANS ASSOCIATES			1	100%	1
RAPID CITY REGIONAL HOSPITAL -579 ATTN. LABORATORY		1			1
RIVIERA BEACH HEALTH CENTER LAB			1	100%	1
Alexandria Place		1			1
BMC/NASSAU			1	100%	1
DOCTORS HEARING			1	100%	1
THE NEW JEWISH HOME		1			1
NHC Chattanooga			1	100%	1
SPACE COAST COMMUNITY PHARMACY			1	100%	1
PARK AVENUE MEDICAL PROFESSIONALS		1			1
KIDS HEALTH ALLIANCE PA			1	100%	1
Lenbrook		1			1
WMC HEALTH GROUP INC			1	100%	1
MY URGENT CARE CLINIC			1	100%	1
Lakeland Nursing and Rehabilitation Center LLC		1			1
Country View of Sunbury			1	100%	1
ADVANCED CARDIOVASCULAR DIAGNOSTICS OF FL			1	100%	1
MOSOLF PEDIATRICS PA			1	100%	1
Willow Ridge Center		1			1
ST JOHN'S HOME CARE			1	100%	1
NF Escambia, LLC DBA Olive BranchHealth and Rehabilitaion Center			1	100%	1
ONPOINT URGENT CARE			1	100%	1
Garden Villa Bedford		1			1
OKLAHOMA BLOOD INSTITUTE			1	100%	1
SUPERKIDS PEDIATRICS			1	100%	1
YOUR HEALTH PEDIATRICS INC			1	100%	1
ST CATHERINE HOSPITAL LABORATORY			1	100%	1
Kroger 532 - The Little Clinic Murfreesboro		1			1
CAPSTONE REHABILITATION AND HEALTHCARE		1			1
CAPE CORAL HOSPITAL NURSING			1	100%	1
BIOMAT ORLANDO		1			1
TARRYTOWN PHARMACY			1	100%	1
WALK IN FAMILY MEDICINE CENTER			1	100%	1
DONALSONVILLE HOSPITAL			1	100%	1
OPCO LLC LEGACY NURSING AND REHABILITA		1			1
ALPHA 1 ANTITRYPSIN RESEARCH PROGRAM			1	100%	1
Central Park Healthcare & Rehabilitation Center		1			1

COVID-19: testing by laboratory

Data through May 14, 2021 verified as of May 15, 2021 at 09:25 AM

Data in this report are provisional and subject to change.

The numbers in the table below represent the number of Florida and non-Florida residents for whom test results were received by the Department of Health. A person can be tested by more than one laboratory and can have both positive and negative results. **Therefore, the sum of the numbers in each column will be larger than the total number of people tested.**

Reporting lab	Inconclusive	Negative	Positive	Percent positive	Total
Brookdale Richmond Place		1			1
Kroger 524 - The Little Clinic Iron Bridge Road		1			1
Kroger 379 - The Little Clinic Stony Brook		1			1
SUMMIT LABORATORY			1	100%	1
ARTIS SENIOR LIVING OF DAVIE, LLC		1			1
NORTHEAST TEXAS DIALYSIS		1			1
TMH PHYSICIAN PARTNERS			1	100%	1
NEXTCARE NIFONG			1	100%	1
DECATUR MORGAN HOSPITAL - DECATUR GENE		1			1
SOUTHWEST FLORIDA DIVISION LAB			1	100%	1
MEMORIAL URGENT CARE CENTER -			1	100%	1
PowerBack Piscataway Center		1			1
CHI ST VINCENT LITTLE ROCK DIAGNOSTIC CLINIC			1	100%	1
WESTMORELAND REGIONAL HOSPITAL			1	100%	1
HEALTH PARTNERS LLC		1			1
VA Central Western Massachusetts HCS		1			1
ST PETERSBURG GENERAL HOSPITAL LABORATORY			1	100%	1
AFFILIATED LABORATORIES INC			1	100%	1
MOREHOUSE COLLEGE STUDENT HEALTH CENTE		1			1
Walgreens #12153		1			1
HOSPITAL METROPOLITANO SAN GERMAN			1	100%	1
CARROLL UNIVERSITY STUDENT HEALTH CENTER		1			1
ATHENS LIMESTONE HOSPITAL		1			1
SUNCOAST PRIMARY CARE LLC			1	100%	1
RYE BEACH PHARMACY INC		1			1
THE EMORY CLINIC			1	100%	1
ENCOMPASS HEALTH REHAB HOSP TOMS RIVER		1			1
Kroger 683 - The Little Clinic Foothills Plaza		1			1
VIRTUA HEALTH AND REHABILITATION		1			1
TAYLOR COUNTY HEALTH DEPARTMENT			1	100%	1
CVS IL7142POCT LOCKPORT		1			1
COURTLAND TERRACE		1			1
WALKIN MEDICAL URGENT CARE,NEW CITY			1	100%	1
PUTNAM COUNTY PUBLIC HEALTH UNIT WIC		1			1
WELLCARE URGENT CARE			1	100%	1
WALGREENS #06025		1			1
CLEVELAND CLINIC FLORIDA LAB			1	100%	1
CELEBRATION HOSPITAL			1	100%	1
FAMILY MEDICINE AT KISSIMMEE		1			1
HCL LABORATORIES			1	100%	1
Cibolo Creek Rehabilitation Health Living Center		1			1
JUP Serology SubSection			1	100%	1
FLORIDA DEPARTMENT OF HEALTH PALM BEACH COUNTY			1	100%	1
TEVAPHARM			1	100%	1
STEPHEN G NELSON MD PA			1	100%	1
CAH ACQUISITION COMPANY 11 LLC			1	100%	1

COVID-19: testing by laboratory

Data through May 14, 2021 verified as of May 15, 2021 at 09:25 AM

Data in this report are provisional and subject to change.

The numbers in the table below represent the number of Florida and non-Florida residents for whom test results were received by the Department of Health. A person can be tested by more than one laboratory and can have both positive and negative results. **Therefore, the sum of the numbers in each column will be larger than the total number of people tested.**

Reporting lab	Inconclusive	Negative	Positive	Percent positive	Total
Wildwood Healthcare		1			1
Garden View Care Center at Dougherty Ferry		1			1
WINDSOR MANOR			1	100%	1
CAN COMMUNITY HEALTH LLC		1			1
PRIMARY CARE GROUP LLC		1			1
Monument Health Strugis Care Center		1			1
DERMDX, DIV OF AURORA DIAGNOSTICS/BERNHARDT LAB		1			1
CAREFIRST URGENT CARE - BEECHMONT			1	100%	1
Oklahoma Methodist Manor			1	100%	1
Manorcare Health Services-Oxford Valley		1			1
FRIO REGIONAL PRIMARY CARE AND URGENT CARE CLINIC			1	100%	1
KODIAK AREA NATIVE ASSOCIATION-KANA			1	100%	1
PCG MOLECULAR			1	100%	1
Spring Gate Rehab and Healthcare Center		1			1
NORTH FLORIDA REGIONAL MEDICAL CENTER EMERGENCY			1	100%	1
Excel Care Center			1	100%	1
SIERRA HEALTH CARE CENTER		1			1
BETTER U BETTER LIFE WELLNESS LLC			1	100%	1
SOUTHEASTERN INTEGRATED MEDICAL PL			1	100%	1
SUNRISE HOSPITAL & MEDICAL CENTER-POC TESTING LAB			1	100%	1
BAYSTATE REFERENCE LABORATORY			1	100%	1
BRIDGES AT LIFE CARE CENTER OF OCALA, THE			1	100%	1
UNITED MEMORIAL		1			1
FLORIDA ADVANCED MEDICAL AND DERM AESTHETICS LLC			1	100%	1
WALGREENS #04786		1			1
Encompass Health Rehab Hosp Harmarville		1			1
VA North May Outpatient Clinic		1			1
Robinson Terrace Rehabilitation and Nursing Center		1			1
BOCA GENERAL AND FAMILY MEDICINE		1			1
SUN DISCOUNT PHARMACY			1	100%	1
JOHNSON MEDICAL SERVICES			1	100%	1
Shoreline Care Center			1	100%	1
STANLY REGIONAL MEDICAL CENTER			1	100%	1
FLORIDA STATE UNIVERSITY HEALTH SERVICES			1	100%	1
CENTRAL TX URGENT CARE			1	100%	1
WALGREENS #11572		1			1
WINCHESTER HOSPITAL			1	100%	1
ASHLEY PEDICATRICS DAY AND NIGHT CLINIC			1	100%	1
NANCY M WORTHINGTON MD PA			1	100%	1
SACRED HEART HEALTH SYSTEM- MIDWIFE PROGRAM			1	100%	1
HOMESTEAD MEDICAL CLINIC PA			1	100%	1
MED TECH CLINICAL LABORATORY		1			1
NCH HEALTHCARE CREEKSIDE ENDOSCOPY			1	100%	1
PATHOLOGY ASSOCIATES			1	100%	1
THE LITTLE CLINIC, LLC			1	100%	1
Kroger 086 - The Little Clinic Broomfield-Sheridan		1			1

COVID-19: testing by laboratory

Data through May 14, 2021 verified as of May 15, 2021 at 09:25 AM

Data in this report are provisional and subject to change.

The numbers in the table below represent the number of Florida and non-Florida residents for whom test results were received by the Department of Health. A person can be tested by more than one laboratory and can have both positive and negative results. **Therefore, the sum of the numbers in each column will be larger than the total number of people tested.**

Reporting lab	Inconclusive	Negative	Positive	Percent positive	Total
Kroger 670 - The Little Clinic Powell		1			1
ARISTACARE AT MANCHESTER		1			1
COASTAL ER IX, PHYSICIANS PREMIER			1	100%	1
MAYO MEDICAL LABORATORIES			1	100%	1
FLORIDA MEDICAL CLINIC, PA		1			1
BOND COUNTY HEALTH DEPARTMENT			1	100%	1
COSTCO PHARMACY #1023			1	100%	1
IMMY LABS			1	100%	1
DIMITT REGIONAL HOSPITAL			1	100%	1
BROOKDALE FORT WALTON BEACH			1	100%	1
WVU MEDICINE - WESTON			1	100%	1
Brattleboro Crossings LLC dba Pine Heights at Brattleboro		1			1
OAKVIEW INC		1			1
Kroger 541 - The Little Clinic Long Hollow Pike		1			1
ST LUKE'S CORNWALL HOSPITAL N			1	100%	1
BRUSHY CREEK FAMILY HOSPITAL			1	100%	1
BROOKSVILLE REGIONAL HOSP PATIENT CARE SERVICES			1	100%	1
Medicalodges Neosho			1	100%	1
METHODIST OLIVE BRANCH HOSPITAL			1	100%	1
Walgreens #9620		1			1
SPECIALTY DRUG TESTING			1	100%	1
CVS IL6789POCT WOODRIDGE		1			1
MED FIRST IMMEDIATE CARE AND FAMILY PRACTICE			1	100%	1
CVS IL5822POCT MOKENA		1			1
PERFECT HEALTH URGENT CARE AND MEDICAL		1			1
Regency Square			1	100%	1
PRIME HEALTHCARE SERVICES		1			1
BOTTINEAU GOOD SAMARITAN CENTER		1			1
WEST FLORIDA HOSPITAL LABORATORY			1	100%	1
NORDX			1	100%	1
MEDISURE DBA MY WELLNESS EXPRESS			1	100%	1
BAM INC		1			1
Kroger 929 - The Little Clinic Corryville		1			1
FIRST CARE OF GAINESVILLE			1	100%	1
UNITED HEALTHCARE			1	100%	1
APOLLOMDX LLC			1	100%	1
LONG ISLAND MINIMALLY INVASIVE SURGERY		1			1
Perham Living			1	100%	1
GUILFORD IMMEDIATE CARE, SYAH, LLC		1			1
HAMILTON CI MAIN UNIT ANNEX/ WORK CAMP			1	100%	1
UUHC - REDSTONE HEALTH CENTER LABORATORY			1	100%	1
CARENOW LAKE WORTH			1	100%	1
CONCENTRA - LEESBURG		1			1
Glen Oaks Health and REhabilitation		1			1
CVS SC7012POCT BALLENTINE			1	100%	1
SUMMIT HEALTHCARE REGIONAL MEDICAL		1			1

COVID-19: testing by laboratory

Data through May 14, 2021 verified as of May 15, 2021 at 09:25 AM

Data in this report are provisional and subject to change.

The numbers in the table below represent the number of Florida and non-Florida residents for whom test results were received by the Department of Health. A person can be tested by more than one laboratory and can have both positive and negative results. **Therefore, the sum of the numbers in each column will be larger than the total number of people tested.**

Reporting lab	Inconclusive	Negative	Positive	Percent positive	Total
WOODSTOCK HEALTH DEPARTMENT			1	100%	1
FLORIDA KEYS PED AND ADOLES CTR			1	100%	1
CLEVELAND CLINIC OHIO LABORATORIES			1	100%	1
JOHNSON & JOHNSON VISION CARE-VISTAKON			1	100%	1
STATE OF CALIFORNIA DOH SERVICES			1	100%	1
SOUTHERN HILLS MEDICAL CENTER			1	100%	1
LABWORKS LLC			1	100%	1
WALGREEN#12147		1			1
Jewish Senior Services		1			1
PROVIDENCE ST PETER HOSPITAL		1			1
MORGAN STANELY HEALTH CENTER		1			1
SOUTHERN NEVADA HEALTH DISTRICT LABORATORY SYSTEM			1	100%	1
CONNECTICUT CVS PAHRMACY, LLC		1			1
PLANTATION DIALYSIS			1	100%	1
Broomall Manor		1			1
KATHY L ANDERSON DO PA			1	100%	1
AMERITECH COLLEGE OF HEALTHCARE			1	100%	1
Hearthstone Nursing and Rehabilitation Center		1			1
Lexington Medical Center Extended Care		1			1
WALGREENS #15291		1			1
PARK AVENUE MEDICAL PROFESSIONALS PC		1			1
Mayfair Village Nursing Care Center		1			1
HERNANDO COUNTY HEALTH DEPT			1	100%	1
SHRIVERS PHARMACY AND WELLNESS CENTER			1	100%	1
STANDIFER PLACE		1			1
Kroger - KRO62000426			1	100%	1
MEDEXPRESS NORTHSIDE			1	100%	1
STITCHES ACUTE CARE CENTER OF CHEYENNE			1	100%	1
COUPEVILLE SCHOOL DISTRICT #204		1			1
GIBSON AREA PRIMARY CARE			1	100%	1
PEDIATRIC PARTNERS			1	100%	1
HEART 2 HEART FAMILY PRACTICE			1	100%	1
LANTANA HC LAB			1	100%	1
URGENT CARE NORTHWEST		1			1
Medford Multicare		1			1
Kroger 531 - The Little Clinic Waterville		1			1
SENCARE MANAGEMENT		1			1
PEDIATRIC URGENT CARE CENTR OF FORT WORTH-LA GRAN			1	100%	1
TIMPANOGOS REGIONAL HOSPITAL			1	100%	1
Greenhaven Health and Rehabilitation		1			1
NEXT LEVEL URGENT CARE (WOODLANDS)			1	100%	1
BETHESDA HEALTH PHYSICIANS GROUP		1			1
Elmbrook Home		1			1
BRANDON OUTREACH CLINIC			1	100%	1
OCALA RKC EAST HEMO #1			1	100%	1
CARING PROFESSIONAL HEALTH CARE LLC		1			1

COVID-19: testing by laboratory

Data through May 14, 2021 verified as of May 15, 2021 at 09:25 AM

Data in this report are provisional and subject to change.

The numbers in the table below represent the number of Florida and non-Florida residents for whom test results were received by the Department of Health. A person can be tested by more than one laboratory and can have both positive and negative results. **Therefore, the sum of the numbers in each column will be larger than the total number of people tested.**

Reporting lab	Inconclusive	Negative	Positive	Percent positive	Total
INTERMOUNTAIN CANYONS CLINIC			1	100%	1
APACHE HEALTH CENTER			1	100%	1
Diversicare of Smyrna		1			1
GINKGO BIOWORKS INC (CONCENTRIC)		1			1
PATIENT FIRST - CHERRY HILL		1			1
Long Beach Care Center			1	100%	1
BRITTNEY WHELIHAN IRWIN ARNP LLC			1	100%	1
ST. ELIZABETH HEALTHCARE - FLORENCE HOSPITAL			1	100%	1
GENESIS MEDICAL CENTER OF CORAL SPRINGS INC			1	100%	1
WATERS EDGE ELEMENTARY SCHOOL			1	100%	1
APS-SUMMIT CARE PHARMACY, LLC DBA OMNICARE		1			1
HILLVIEW TERRACE			1	100%	1
WRIGHT PATTERSON AFB MEDICAL CENTER			1	100%	1
CHRISTIANA HOSPITAL		1			1
PEDIATRIC ASSOCIATES - MIAMI LAKES		1			1
PATIENT FIRST - WOODBURY		1			1
WMC HEALTH GROUP OF KISSIMMEE LLC			1	100%	1
CITYDOC URGENT CARE			1	100%	1
WOOD COUNTY HEALTH DEPARTMENT			1	100%	1
SWEDISH EDMONDS LABORATORY			1	100%	1
FOUR FREEDOMS DIALYSIS			1	100%	1
1ST CALL PRIMARY CARE LLC			1	100%	1
HENRY FORD HOSPITAL			1	100%	1
MT SINA1 HOSPICE			1	100%	1
MCG HOSPITALS AND CLINICS			1	100%	1
PREMISEHEALTH		1			1
FLORIDA FAMILY LABORATORY		1			1
BAYMEADOWS PEDIATRIC CARE		1			1
UNIVERSITY OF SOUTH FLORIDA			1	100%	1
PREMIER HEALTH CARE INC			1	100%	1
FIRST MEDICAL RESPONSE OF TEXAS, INC			1	100%	1
BHS PHYSICIAN NETWORK			1	100%	1
CURA LABORATORY SERVICES			1	100%	1
NORTHSIDE PEDIATRICS & ADOLESCENT MEDI		1			1
5 STAR HOME HEALTH SERVICES INC		1			1
HEALTH CARE SERVICES LC			1	100%	1
MIAMI NORTH DIALYSIS			1	100%	1
Courtenay Springs Village			1	100%	1
AMERICAN FAMILY CARE - SMYRNA			1	100%	1
LRHS Pablo Urgent Care		1			1
NEW ERA COMMUNITY HEALTH CENTER LLC		1			1
CLINICAL RESEARCH OF WEST FLORIDA		1			1
HALIFAX HEALTH PRIMARY CARE ORMOND			1	100%	1
CDR MAGUIRE - STUART MISSION			1	100%	1
BOND & STEELE CLINIC PA D/B/A		1			1
LEGACY AT HIGHWOODS PRESERVE		1			1

COVID-19: testing by laboratory

Data through May 14, 2021 verified as of May 15, 2021 at 09:25 AM

Data in this report are provisional and subject to change.

The numbers in the table below represent the number of Florida and non-Florida residents for whom test results were received by the Department of Health. A person can be tested by more than one laboratory and can have both positive and negative results. **Therefore, the sum of the numbers in each column will be larger than the total number of people tested.**

Reporting lab	Inconclusive	Negative	Positive	Percent positive	Total
DYNACARE NORTHWEST INC			1	100%	1
SC-GA2018 SIMPSONVILLE REHABILITATION		1			1
CORRY MEMORIAL HOSPITAL			1	100%	1
BOLLES SCHOOL, THE			1	100%	1
CVS MA7140POCT WESTPORT		1			1
FLORIDA ORTHOPAEDIC INSTITUTE SURGERY		1			1
SCRIPPS MERCY HOSPITAL			1	100%	1
LRGHEALTHCARE		1			1
Manor Care Health Services- Wilmington			1	100%	1
CRUSADER COMMUNITY HEALTH			1	100%	1
Dulles Health and Rehab Center		1			1
FASTMED - LAKEWAY			1	100%	1
Advanced Rehabilitation of Vernon		1			1
FAMILY MEDICAL CARE OF MOUNT DORA INC			1	100%	1
GEAUGA REGIONAL HOSPITAL		1			1
ALPHA CLINICAL LABORATORY CORP.			1	100%	1
MISSION HOSPITAL - MEMORIAL CAMPUS			1	100%	1
SIGNATURE CARE MEMORIAL CITY			1	100%	1
PEDIATRIC ASSOCIATES - JACKSONVILLE			1	100%	1
TRUMAN MEDICAL CENTER - HOSPITAL HILL			1	100%	1
SHP WESTCHESTER LLC		1			1
VIRGINIA UROLOGY		1			1
DIGNITY HEALTH GOHEALTH		1			1
PRIME CARE FAMILY MEDICINE			1	100%	1
PHYSICIANS PREMIER ER- BASTROP			1	100%	1
HIGHLANDS CLINICAL LABORATORY			1	100%	1
CONCORDIA MANOR			1	100%	1
QLABS			1	100%	1
SACRED HEART HOSPITAL NURSING			1	100%	1
UNIVERSITY OF TOLEDO MEDICAL CENTER			1	100%	1
ODESSA MEMORIAL HOSPITAL			1	100%	1
SYNERGENE LABORATORY			1	100%	1
Indian Oaks Living Center		1			1
SPHERE DX			1	100%	1
MANOR CARE OF DELRAY BEACH FL LLC		1			1
Kroger 838 - The Little Clinic Fairborn		1			1
CareATC - Columbia College #58		1			1
ST. JOHN HOSPITAL & MEDICAL CENTER			1	100%	1
KIOSK MEDICINE OF KENTUCKY LLC		1			1
HILTON HEAD HOSPITAL/INPATIENT			1	100%	1
GOOD SHEPHERD HOSPICE INC			1	100%	1
Dupage Care Center			1	100%	1
PLEASANT RIDGE MANOR WEST		1			1
ADVANCED BIOMEDICAL INC			1	100%	1
HORIZON MEDICAL CENTER			1	100%	1
INHEALTH LIFE SCIENCES LLC			1	100%	1

COVID-19: testing by laboratory

Data through May 14, 2021 verified as of May 15, 2021 at 09:25 AM

Data in this report are provisional and subject to change.

The numbers in the table below represent the number of Florida and non-Florida residents for whom test results were received by the Department of Health. A person can be tested by more than one laboratory and can have both positive and negative results. **Therefore, the sum of the numbers in each column will be larger than the total number of people tested.**

Reporting lab	Inconclusive	Negative	Positive	Percent positive	Total
KIDSVILLE PEDIATRICS III PA			1	100%	1
MONMOUTH MEDICAL CENTER		1			1
HOLLAND COMMUNITY HOSPITAL		1			1
ASSOCIATES MD MEDICAL GROUP INC			1	100%	1
Bethel Lutheran Nursing & Rehabilitation Center		1			1
SANITAS RESEARCH LLC			1	100%	1
WALGREENS #09456		1			1
Kroger 397 - The Little Clinic Frankfort East		1			1
BIOMERIEUX			1	100%	1
ARCADIA OUTREACH LAB			1	100%	1
ORLANDO PHYSICIAN NETWORK		1			1
FLORIDA HEALTH CARE MEDICAL GROUP		1			1
SOUTHWESTERN STATE HOSPITAL LABORATORY			1	100%	1
CTMD MEDICAL CENTER, PA			1	100%	1
AFC URGENT CARE BEVERLY			1	100%	1
PINEBROOK CARE AND REHABILITATION CENTER			1	100%	1
MED BAR LLC		1			1
AVERA ST. MARY'S HOSPITAL			1	100%	1
AURORA MEDICAL CENTER-KENOSHA			1	100%	1
TITUSVILLE CENTER FOR SURGICAL EXCELLENCE LLC		1			1
Kroger 63 - The Little Clinic Glassford Hill Rd		1			1
VA Ann Arbor HCS - Toledo CBOC		1			1
Memorial Health Care Center			1	100%	1
OCALA REGIONAL DIALYSIS- NORTH			1	100%	1
WESTCOAST FAMILY PRACTICE		1			1
QUALITY CLINICAL LAB LLC			1	100%	1
CENTRAL CAROLINA HOSPITAL			1	100%	1
2504-HOMEWOOD		1			1
Salem Hills Rehabilitation and Nursing Center		1			1
NEW HORIZON PRIMARY CARE LLC			1	100%	1
Kroger 359 - The Little Clinic Bellevue		1			1
WYOMING OPCO, LLC DBA MEDILODGE OF WYO		1			1
CLAYTON NURSING AND REHABILITATION		1			1
Saint Joseph Living Center		1			1
EXCEL URGENT CARE OF NJ			1	100%	1
WELLSTAR STUDENT SERVICES-MARIETTA CLI		1			1
CAREWELL URGENT CARE FITCHBURG			1	100%	1
CONCENTRA - OCALA		1			1
AVERA HEART HOSPITAL OF SD			1	100%	1
LIMA MEMORIAL HOSPITAL			1	100%	1
JP MORGAN CHASE HEALTH SERVICES			1	100%	1
NEXTCARE NOGALES			1	100%	1
Sherwood Oaks Health Center			1	100%	1
REFERENCE LABORATORY			1	100%	1
NEXTCARE POWER			1	100%	1
PULMONARY, CRITICAL CARE AND SLEEP DISORDERS INSTITUTE OF SOUTH FLORID			1	100%	1

COVID-19: testing by laboratory

Data through May 14, 2021 verified as of May 15, 2021 at 09:25 AM

Data in this report are provisional and subject to change.

The numbers in the table below represent the number of Florida and non-Florida residents for whom test results were received by the Department of Health. A person can be tested by more than one laboratory and can have both positive and negative results. **Therefore, the sum of the numbers in each column will be larger than the total number of people tested.**

Reporting lab	Inconclusive	Negative	Positive	Percent positive	Total
FAYETTE MEDICAL CENTER LAB		1			1
VA NCHCS - Mather Division		1			1
LABTECH DIAGNOSTICS			1	100%	1
RENOWN REGIONAL MEDICAL CENTER			1	100%	1
Medilodge of Midland		1			1
SAMSON MEDICAL CLINIC			1	100%	1
PUBLIC HEALTH LABORATORIES			1	100%	1
DIVERSICARE OF BIG SPRINGS		1			1
SOUTHWEST ORLANDO FAMILY MEDICINE, PL			1	100%	1
BIOLOGICAL AND CHEMICAL EMERGENCIES LABORATORY			1	100%	1
JOHN HOPKINS WELLNESS CENTER PEPSICO			1	100%	1
EMERALD HEALTH CARE		1			1
NORTHWEST FLORIDA SPECIALTY PHYSICIANS LLC		1			1
Kroger 126 - The Little Clinic Cottonwood		1			1
VillageCare Rehabilitation and Nursing Center		1			1
PINNACLE DIALYSIS		1			1
LOUIS STOKES CLEVELAND VA MEDICAL CENTER			1	100%	1
UW MEDICINE CHU LAB			1	100%	1
KID CARE PEDIATRICS PA			1	100%	1
BREVARD HEALTH ALLIANCE - SARNO/MELBOURNE		1			1
ANDERSON REGIONAL MEDICAL CENTER			1	100%	1
Parkwood Healthcare Facility		1			1
NFRC CLINICAL LAB			1	100%	1
UC SAN DIEGO CENTER FOR ADVANCED LABORATORY MEDICINE			1	100%	1
APEX HOME HEALTHCARE			1	100%	1
YOUR HEALTH PEDIATRICS			1	100%	1
GRAND LIVING			1	100%	1
INTEGRITY SPINE AND ORTHOPEDICS LLC			1	100%	1
OXY-GENLAB			1	100%	1
TERRELL URGENT CARE			1	100%	1
WELL KEY URGENT CARE MARYVILLE		1			1
MID-SOUTH URGENT CARE, PLLC			1	100%	1
LAREDO CARE CLINIC NORTH		1			1
Birmingham Nursing & Rehab Center		1			1
LOPEZ		1			1
THE CLINIC ON SIXTH			1	100%	1
PM PEDIATRICS PC			1	100%	1
LOURDES URGENT CARE			1	100%	1
SOFFER HEALTH INSTITUTE			1	100%	1
TRANSCEND PERFORMANCE AND LIFESTYLE INSTITUTE			1	100%	1
PASTEUR MEDICAL HIALEAH GARDEN LLC			1	100%	1
SPARTA HEALTH & REHAB		1			1
UF HEALTH - WILDLIGHT			1	100%	1
INDIAN RIVER CLINICAL LABORATORY, INC.		1			1
BALLAD HEALTH MEDICAL ASSOCIATES URGENT CARE			1	100%	1
TRANSYLVANIA REGIONAL HOSPITAL LAB			1	100%	1

COVID-19: testing by laboratory

Data through May 14, 2021 verified as of May 15, 2021 at 09:25 AM

Data in this report are provisional and subject to change.

The numbers in the table below represent the number of Florida and non-Florida residents for whom test results were received by the Department of Health. A person can be tested by more than one laboratory and can have both positive and negative results. **Therefore, the sum of the numbers in each column will be larger than the total number of people tested.**

Reporting lab	Inconclusive	Negative	Positive	Percent positive	Total
TITAN GENOMICS, LLC			1	100%	1
CARENOW URGENT CARE-HENDERSONVILLE		1			1
SGMC- SMITH NORTHVIEW CAMPUS			1	100%	1
STAYING HEALTHY MEDICAL SERVICES			1	100%	1
BAPTIST MEDICAL PLAZA AT MIAMI LAKES DIAGNOSTICS			1	100%	1
Dugan Memorial Home		1			1
ADVENTHEALTH DURAND			1	100%	1
Kingston of Ashland		1			1
MEDEX CLINIC LLC			1	100%	1
EAST END PEDIATRICS		1			1
WALGREENS #12624		1			1
Advanced Health Care of St. George		1			1
BLUE RIDGE URGENT CARE MORGANTON			1	100%	1
JACKSBORO URGENT CARE			1	100%	1
NORTHSIDE FAMILY MEDICINE AND URGENT CARE (MIDTOWN)		1			1
US PUBLIC HEALTH SERVICE HOSPITAL			1	100%	1
ROCKLEDGE HEALTH & REHABILITATION CENTER			1	100%	1
MEMORIAL HOSPITAL - BELLEVILLE			1	100%	1
Manor Care of Dallastown d/b/a ManorCare Health Services - Dallastown		1			1
TCPA CLINICAL LABORATORIES			1	100%	1
INTERNAL MEDICINE,SCOTTS VALLEY OFFICE, PALO ALTO MEDICAL FOUNDATION			1	100%	1
BIOLOGIK NP		1			1
DUBLIN METHODIST HOSPITAL			1	100%	1
CARESPOT - OCOEE			1	100%	1
UNIVERSITY OF MIAMI SCHOOL OF MEDICINE			1	100%	1
FLORIDA DEPARTMENT OF HEALTH IN BROWARD COUNTY		1			1
Tremont Health & Rehabilitation Center		1			1
Bayou Vista Community Care Center			1	100%	1
MEDICAL CENTER FRANKLIN			1	100%	1
PUBLIX PHARMACY # 1236			1	100%	1
ROCK RAPIDS HEALTH CENTRE		1			1
SANDPIPER CLUSTER		1			1
PROGRESSIVE MEDICAL RESEARCH			1	100%	1
LIFELINK FOUNDATION INC D/B/A			1	100%	1
Wayne County Nursing Home		1			1
JPS HEALTH CENTER AT TRUE WORTH PLACE			1	100%	1
BIOMAT USA INC			1	100%	1
Wexner Heritage House			1	100%	1
AFTER HOURS CARE OF AMERICUS INCORPORA			1	100%	1
STEWART MEDICAL GROUP INC			1	100%	1
CVS IL2297651CV JOLIET		1			1
AUTUMN HOUSE			1	100%	1
URGENT CARE OF KANSAS CITY			1	100%	1
LP ELIZABETHTON		1			1
EPIC CARE PHARMACY		1			1
BAYLOR SCOTT AND WHITE MEDICAL CENTER -CENTENTENNIAL			1	100%	1

COVID-19: testing by laboratory

Data through May 14, 2021 verified as of May 15, 2021 at 09:25 AM

Data in this report are provisional and subject to change.

The numbers in the table below represent the number of Florida and non-Florida residents for whom test results were received by the Department of Health. A person can be tested by more than one laboratory and can have both positive and negative results. **Therefore, the sum of the numbers in each column will be larger than the total number of people tested.**

Reporting lab	Inconclusive	Negative	Positive	Percent positive	Total
Gulf Coast health and Rehabilitation, LLC		1			1
Westminster Canterbury Richmond		1			1
SV MOBILE HEALTH			1	100%	1
CALIFORNIA PUBLIC HEALTH LABORATORY			1	100%	1
PREMIER FAMILY AND SPORTS MEDICINE LLC			1	100%	1
Medilodge of Mt. Pleasant		1			1
GREATER TAMPA AT HOME			1	100%	1
Sharon Care Center			1	100%	1
SENTARA AMBULATORY CARE CLINIC			1	100%	1
RM LAB LLC DBA EXPRESS LAB		1			1
Fulton County Medical Center Long Term Care			1	100%	1
Kroger 717 - The Little Clinic Dolphin Drive			1	100%	1
PANCARE HEALTH - CARR ELEM & MIDDLE SCHOOL			1	100%	1
MARY WASHINGTON HOSPITAL HOME HEALTH AGENCY	1				1
BEACHSIDE DETOX		1			1
MED CHOICE CENTER OF NORTH MIAMI			1	100%	1
ST. LUKES HOSPITAL			1	100%	1
MARTIN ARMY COMMUNITY HOSPITAL			1	100%	1
WALGREENS CP		1			1
CSI LABORATORIES FLORIDA			1	100%	1
MEDICAL CLINIC OF HOUSTON			1	100%	1
MCCORMICK AMBULANCE		1			1
WELLSTREET BETHANY BEND		1			1
LADY LAKE FAMILY MEDICINE			1	100%	1
Southwest Louisiana Veterans Home			1	100%	1
MONONGAHELA VALLEY HOSPITAL			1	100%	1
RENEGADEXBIO, PBC	1				1
NORTH CAROLINA STATE LABORATORY OF PUBLIC HEALTH, SPECTRUM LAB NETWORK			1	100%	1
MEDICAL CITY DENTON			1	100%	1
Allen Health and Rehabilitation		1			1
BACON COUNTY HOSPITAL		1			1
TMH PHYSICIAN PARTNERS WAKULLA			1	100%	1
NEW HANOVER REGIONAL MEDICAL CENTER			1	100%	1
PENNY PEDIATRICS		1			1
Lodge Nursing & Rehab Center		1			1
Monument Health Custer Care Center		1			1
WILLOW DALE WELLNESS VILLAGE APARTMENT		1			1
MEDSTOP PHARMACY			1	100%	1
BROOKDALE WEST PALM BEACH			1	100%	1
REVIVE			1	100%	1
HIBISCUS COURT			1	100%	1
CVS AZ3749POCT GOODYEAR		1			1
MARQUETTE GENERAL HOSPITAL			1	100%	1
Ernest Childers Outpatient Clinic		1			1
FLORIDA HOSPITAL TRANSPLANT CENTER		1			1
ALWAYS BEST CARE HOME HEALTH AGENCY			1	100%	1

COVID-19: testing by laboratory

Data through May 14, 2021 verified as of May 15, 2021 at 09:25 AM

Data in this report are provisional and subject to change.

The numbers in the table below represent the number of Florida and non-Florida residents for whom test results were received by the Department of Health. A person can be tested by more than one laboratory and can have both positive and negative results. **Therefore, the sum of the numbers in each column will be larger than the total number of people tested.**

Reporting lab	Inconclusive	Negative	Positive	Percent positive	Total
HAWKEYE CARE CENTER DUBUQUE		1			1
ST LUKES SURGICAL AT THE VILLAGES INC			1	100%	1
LIBERTY COMMONS NURSING AND REHABILITA		1			1
ORMOND MEDICAL ARTS FAMILY PRACTICE PL			1	100%	1
ENCOMPASS HEALTH REHABILITATION HOSPITAL OF UTAH		1			1
FAMILY MEDICAL CENTERS			1	100%	1
CELEBRATION FAMILY PHYSICIANS LLC			1	100%	1
VIVIAN SIMMONS FAMILY PRACTICE			1	100%	1
ICARE		1			1
SC-GA2018 MCCORMICK REHAB & HEALTHCARE		1			1
SINAI URGENT CARE FORT WORTH, LLC			1	100%	1
AML DIAGNOSTICS- ADV TESTING IN METABOLIC MEDICINE			1	100%	1
BLOOMINGDALE MEDICAL ASSOC			1	100%	1
LAURELS OF ATHENS, THE		1			1
CAROLINAS MEDICAL CENTER			1	100%	1
HOLYCROSS URGENT CARE AND IMAGING CENTER		1			1
SLIDELL MEMORIAL HOSPITAL			1	100%	1
NORTH WEST FLORIDA DIAGNOSTIC ENOCRINOLOGY CLINIC			1	100%	1
LADY OF THE SEA HOSPITAL LAB			1	100%	1
CENTENNIAL HILLS HOSPITAL MEDICAL CENTER LABORATORY			1	100%	1
BAPTIST ASI			1	100%	1
The Jordan Center		1			1
MANCHESTER COMMONS		1			1
LABORATORIO MEDICO CENTRAL CONDOMINO MD			1	100%	1
GULF BREEZE TREATMENT CENTER, LLC			1	100%	1
SOUTH SEMINOLE HOSPITAL POCT			1	100%	1
SANTA MONICA FERTILITY			1	100%	1
Integrity Healthcare of Carbondale			1	100%	1
MADISON AT OVIEDO			1	100%	1
JET MEDICAL CENTER			1	100%	1
ST. LUKE'S HOSPITAL			1	100%	1
INDIGO PALMS			1	100%	1
CHRISTUS GOOD SHEPHERD MEDICAL CENTER			1	100%	1
KEYS PEDIATRICS PLLC			1	100%	1
LAKE CHELAN COMMUNITY HOSPITAL		1			1
Lemont Nursing and Rehab Center			1	100%	1
Walgreens #5421		1			1
SIPERSTEIN DERMATOLOGY LLC			1	100%	1
SUNCOAST RESEARCH GROUP LLC			1	100%	1
VA ST LOUIS HEALTH CARE SYSTEM			1	100%	1
ULTIMATE DX CORP			1	100%	1
ST JUDE CARE CENTER		1			1
CARENOW-MONTGOMERY			1	100%	1
TILLAMOOK COUNTY GENERAL HOSPITAL LAB		1			1
Livingston County Center for Nursing and Rehabilitation		1			1
ROSE HAVEN NURSING CENTER		1			1

COVID-19: testing by laboratory

Data through May 14, 2021 verified as of May 15, 2021 at 09:25 AM

Data in this report are provisional and subject to change.

The numbers in the table below represent the number of Florida and non-Florida residents for whom test results were received by the Department of Health. A person can be tested by more than one laboratory and can have both positive and negative results. **Therefore, the sum of the numbers in each column will be larger than the total number of people tested.**

Reporting lab	Inconclusive	Negative	Positive	Percent positive	Total
BARDMOOR EMERGENCY CARE CENTER			1	100%	1
HEARTLAND PHARMACY SEBRING			1	100%	1
HEALTH PLUS SUNRISE MEDICAL OFFICE			1	100%	1
FHPG INTERNAL MEDICINE OF BRANDON			1	100%	1
LAKE VISTA DIALYSIS			1	100%	1
SARASOTA MEMORIAL HOSPITAL		1			1
Bolingreen Health and Rehabilitation		1			1
CONCIERGE INTERNAL MEDICINE ASSOCIATES			1	100%	1
LOVELACE WOMEN'S HOSPITAL		1			1
SKYRIDGE CLINICAL ASSOCIATES		1			1
CLIFTON-FINE HOSPITAL LABORATORY		1			1
DILELLA			1	100%	1
MORELL			1	100%	1
FAMILY & INTERNAL MEDICINE CENTER		1			1
FLORIDA MEDICAL CLINIC PA GI			1	100%	1
PALMETTO PRIMARY CARE PHYSICIANS			1	100%	1
LABORATORY SERVICES SGHS - CAMDEN		1			1
Kroger 519 - The Little Clinic Staples Mill Road		1			1
Portsmouth Health and Rehab			1	100%	1
MEDHELP			1	100%	1
ALTA BATES SUMMIT MEDICAL CENTER CLINICAL LAB			1	100%	1
WELLPATH			1	100%	1
TAMPA GENERAL MEDICAL GROUP LABORATORY HEALTHPARK			1	100%	1
MEMPHIS URGENT CARE #2, LLC			1	100%	1
JOSEPH REINA PHARMACY INC DBA JRX PHAR		1			1
HEART HOSPITAL OF LAFAYETTE: EMERGENCY ROOM			1	100%	1
FOUNDCARE HEALTH			1	100%	1
MEDEXPRESS URGENT CARE - LINDEN		1			1
PALMA CEIA MED GROUP-SWANN		1			1
PATIENT FIRST-GENERAL BOOTH			1	100%	1
Villa Maria			1	100%	1
COASTAL MANOR		1			1
ADVANCED CARDIOVASCULAR DIAGNOSTICS PL		1			1
WINCHESTER URGENT CARE, PC		1			1
RAYMOND F CARON MD			1	100%	1
WESLEY MEDICAL CENTER			1	100%	1
Walgreens #11724		1			1
WEST PENSACOLA DIALYSIS CENTER			1	100%	1
MEDEXPRESS URGENT CARE - LAWTON		1			1
bishop rehabilitation and nursing center		1			1
PASCO COUNTY HEALTH DEPARTMENT			1	100%	1
ASSISTED LIVING AT TREZEVANT		1			1
MID FLORIDA COMMUNITY SERVICES			1	100%	1
BEST CARE COMMUNITY AND FAMILY HEALTH CENTER INC			1	100%	1
MEMORIAL HERMANN MEDICAL GROUP-ATASCOCITA PEDS			1	100%	1
HAYS CLINICAL LAB			1	100%	1

COVID-19: testing by laboratory

Data through May 14, 2021 verified as of May 15, 2021 at 09:25 AM

Data in this report are provisional and subject to change.

The numbers in the table below represent the number of Florida and non-Florida residents for whom test results were received by the Department of Health. A person can be tested by more than one laboratory and can have both positive and negative results. **Therefore, the sum of the numbers in each column will be larger than the total number of people tested.**

Reporting lab	Inconclusive	Negative	Positive	Percent positive	Total
CENTRAL FLA PEDIATIC URGENT CARE LLC		1			1
NORTHERN KENTUCKY HEALTH DEPARTMENT			1	100%	1
WINTER GARDEN CHILDREN'S HEALTH CENTERS			1	100%	1
PALMETTO LANDING			1	100%	1
GATEWAY HEALTHCARE, PC			1	100%	1
NORTH BROWARD MEDICAL CENTER			1	100%	1
ER NEAR ME HULEN		1			1
ASSOCIATESMD			1	100%	1
KROGER 915 - THE LITTLE CLINIC ANDERSON			1	100%	1
BROOKS REHAB			1	100%	1
NORTH COUNTY MEDICAL LAB			1	100%	1
Peninsula Nursing and Rehabilitation Center		1			1
ManorCare Health Services-Monroeville		1			1
UT MD ANDERSON CANCER CENTER-TUMOR MARKER LAB			1	100%	1
CENTRAL FLORIDA HOSPITALIST			1	100%	1
VA Boston HCS-Brockton Division		1			1
PHOENIX PROGRAMS OF FLORIDA INC		1			1
THOMAS HOSPITAL			1	100%	1
LAKELAND REGIONAL HEALTH AUBURNDALE		1			1
RANDOLPH-MACON COLLEGE			1	100%	1
Arch Plaza Nursing and Rehabilitation Center			1	100%	1
ADVANCED INDIVIDUALIZED MEDICINE OF NAPLES			1	100%	1
UNITED HOSPITAL CENTER LABORATORY			1	100%	1
MEMORIAL HOSPITAL MIRAMAR WAIVED TESTING			1	100%	1
AUBURNDALE DOCTOR TODAY			1	100%	1
SURGERY CENTER, THE			1	100%	1
ORCHID TERRACE		1			1
MCR HEALTH VENICE PEDIATRICS			1	100%	1
CRESTVIEW MED CLIN LAB			1	100%	1
MANORCARE HEALTH SERVICES BOCA RATON			1	100%	1
CAPITAL HEALTH PLAN - GOVERNORS SQUARE			1	100%	1
ADVENTHEALTH MEDICAL GROUP INTERNAL MEDICINE AT MILLS			1	100%	1
Brownwood Nusing & Rehabilitation		1			1
CHILDRENS SPECIALIST PEDIATRIC PULMMOLOGY &			1	100%	1
PENSACOLA PATHOLOGY		1			1
HEALTHFORCE PARTNERS INC			1	100%	1
Kroger 390 - The Little Clinic North College Hill		1			1
SOUTHWESTERN VERMONT MEDICAL CENTER			1	100%	1
ASSURANCE HEALTHCARE AND COUNSELING CENTER		1			1
RED HOOK FAMILY PRACTICE		1			1
SUMMER PLACE NURSING & REHABILITATION		1			1
Senatobia Healthcare & Rehab		1			1
BEAUMONT HOSPITAL			1	100%	1
HUNEYCUTT FAMILY PRACTICE			1	100%	1
JACKSON MADISON CO. GEN. HOSPITAL			1	100%	1
FLORIDA HOME HEALTH			1	100%	1

COVID-19: testing by laboratory

Data through May 14, 2021 verified as of May 15, 2021 at 09:25 AM

Data in this report are provisional and subject to change.

The numbers in the table below represent the number of Florida and non-Florida residents for whom test results were received by the Department of Health. A person can be tested by more than one laboratory and can have both positive and negative results. **Therefore, the sum of the numbers in each column will be larger than the total number of people tested.**

Reporting lab	Inconclusive	Negative	Positive	Percent positive	Total
METROPOLITAN			1	100%	1
EUGENE T FINAN, MD			1	100%	1
VISTA LAKE ASSISTED LIVING			1	100%	1
MEDCOR INC			1	100%	1
JAX FAMILY CARE		1			1
ANDERSON FAMILY MEDICINE			1	100%	1
White River Health Care Center		1			1
Medilodge of East Lansing		1			1
WELLMED AT BAY AREA		1			1
C V S / PHARMACY #833		1			1
Fairhope		1			1
XPRESCHECK IAD (DULLES)			1	100%	1
WESLEY LONG HOSPITAL			1	100%	1
HOUSTON MEDICAL CENTER LABORATORY			1	100%	1
ADVENT HEALTH MEDICAL GROUP AT PINELLAS PARK			1	100%	1
Walgreens #19461		1			1
RESOURCE PATH LLC			1	100%	1
Hillandale Health Care		1			1
Kroger 367 - The Little Clinic Walton		1			1
MEDICAL ASSOCIATES OF PINELLAS - LAB			1	100%	1
Manor Care Health Services			1	100%	1
NORTHSIDE FAMILY MEDICINE		1			1
CHI ST ALEXIUS TRANSITIONAL CARE UNIT		1			1
CAROLINAS PHYSICIAN NETWORK			1	100%	1
CVS CA5958POCT EASTVALE		1			1
CUSTOM SCRIPTS PHARMACY		1			1
MORNINGSIDE NURSING AND REHABILITATION		1			1
White Oak Manor - Rock Hill		1			1
DE TAR HOSPITAL			1	100%	1
VIRGINIA CVS PHARMACY, LLC DBA CVS/PHARMACY #1884		1			1
Whispering Pines Nursing & Rehabilitation Center		1			1
NEMOUR'S CHILDREN'S CLINIC			1	100%	1
ST JOHN HOSPITAL & MEDICAL CENTER MICRO			1	100%	1
HACKENSACK UNIVERSITY MEDICAL CENTER		1			1
Kroger 433 - The Little Clinic Atoka		1			1
Royal Palm Beach Health and Rehab Center			1	100%	1
STATE OF ALASKA			1	100%	1
MEMORIAL HERMANN KATY HOSPITAL			1	100%	1
777 URGENT CARE			1	100%	1
CLINICAL TRIALS OF TAMPA LLC		1			1
BOCA MEDICAL CARE			1	100%	1
NAVAL BRANCH HEALTH CLINIC			1	100%	1
NEW YORK PRESBYTERIAN HOSPITAL			1	100%	1
BAPTIST HEALTH ASI			1	100%	1
WEST VIRGINIA UNIVERSITY HOSPITALS			1	100%	1
ESOTERIC LAB			1	100%	1

COVID-19: testing by laboratory

Data through May 14, 2021 verified as of May 15, 2021 at 09:25 AM

Data in this report are provisional and subject to change.

The numbers in the table below represent the number of Florida and non-Florida residents for whom test results were received by the Department of Health. A person can be tested by more than one laboratory and can have both positive and negative results. **Therefore, the sum of the numbers in each column will be larger than the total number of people tested.**

Reporting lab	Inconclusive	Negative	Positive	Percent positive	Total
MANHATTAN EYE EAR AND THROAT HOSPITAL		1			1
RCP OF MEMORIAL WEST			1	100%	1
CARENOW URGENT CARE-MURFREESBORO			1	100%	1
Creekside Center for Rehabilitation and Healing		1			1
Life Care Center of Auburn		1			1
CRYSTAL RIVER FIRE DEPARTMENT			1	100%	1
SAINT LEO UNIVERSITY INCORPORATED			1	100%	1
PATEL MINESH		1			1
YOUR GOOD HEALTH MEDICAL GROUP PA			1	100%	1
WEST FLORIDA MEDICAL ASSOCIATES PA			1	100%	1
DAUGHTERS OF SARAH NURSING CENTER		1			1
Towne Manor West		1			1
ADVANCED DIALYSIS CENTER OF FORT LAUDERDALE			1	100%	1
CHI MEMORIAL HOSPITAL CHATTANOOGA			1	100%	1
PM PEDIATRICS OF BAYSIDE, PLLC		1			1
BARRINGTON TERRACE NAPLES			1	100%	1
TENNOVA HEALTHCARE - CLEVELAND			1	100%	1
Brown Nursing Home		1			1
CAREATC - WISCONSIN PIPE-FITTERS			1	100%	1
GREYSTONE HOME HEALTH OF GREATER ORLANDO LLC		1			1
Metairie Healthcare Center			1	100%	1
TWIN			1	100%	1
BROOKDALE AVONDALE (BU 04360)			1	100%	1
ST MICHAEL'S ELITE MEDICAL HOSPITAL			1	100%	1
Indianspring of Oakley		1			1
MISSOURI DEPT. OF HEALTH			1	100%	1
UT HEALTH RIO GRANDE VALLEY PRIMARY CARE AT			1	100%	1
AURORA HEALTH CARE METRO INC			1	100%	1
BASCOM PALMER-MICRO LAB			1	100%	1
SUMMERFIELD PAIN MANAGEMENT			1	100%	1
ARNOLD PALMER HOSPITAL LAB POCT		1			1
SAINT AGNES MEDICAL CENTER			1	100%	1
MARTIN MEM FAMILY CARE AT ST LUCIE W			1	100%	1
FOUNDATION LABORATORY			1	100%	1
DAYTON CHILDRENS HOSPITAL LAB			1	100%	1
TRITENN LLC		1			1
TRAVIS LEE THOMPSON MD			1	100%	1
Mission Arch Center		1			1
PALMS WEST SURGICENTER		1			1
CASS LAKE PHS INDIAN HOSPITAL		1			1
COMMUNITY MEDICAL CARE			1	100%	1
SCRIPTS PLUS INC DBA THE MEDICINE SHOP		1			1
BAXTER REGIONAL MEDICAL CENTER			1	100%	1
HOWELL BRANCH COURT			1	100%	1
PARK AVENUE DERMATOLOGY NORTH			1	100%	1
SUPREME MEDICAL GROUP PLLC			1	100%	1

COVID-19: testing by laboratory

Data through May 14, 2021 verified as of May 15, 2021 at 09:25 AM

Data in this report are provisional and subject to change.

The numbers in the table below represent the number of Florida and non-Florida residents for whom test results were received by the Department of Health. A person can be tested by more than one laboratory and can have both positive and negative results. **Therefore, the sum of the numbers in each column will be larger than the total number of people tested.**

Reporting lab	Inconclusive	Negative	Positive	Percent positive	Total
SILVERMAN			1	100%	1
COLLIER BLVD HMA PHYSICIANS MANAGEMENT LLC			1	100%	1
Davie Nursing & Rehabilitation Center		1			1
EUROFINS VIRACOR			1	100%	1
HEALTH CLINIC,THE		1			1
DORNOCH PLACE DEL PRADO		1			1
Kroger 419 - The Little Clinic Farmington/Exeter		1			1
MEDICAL CENTER			1	100%	1
MISSION HOSPITAL			1	100%	1
MERITER LABORATORIES			1	100%	1
LAURELS OF NORWORTH		1			1
PHYSICIANS URGENT CARE			1	100%	1
ANCHOR DIRECT PRIMARY CARE LLC		1			1
Crowne Place Assisted Living		1			1
Walgreens #12271		1			1
WELLMED AT LONGWOOD			1	100%	1
ELDERWOOD AT WAVERLY		1			1
Ravenwood Speciality Care		1			1
FAMILY MEDICAL CENTRE			1	100%	1
ABINGTON MEMORIAL HOSPITAL			1	100%	1
PROGENESIS INC			1	100%	1
EVERLYWELL DIAGNOSTICS			1	100%	1
BEAUMONT REFERENCE LABORATORY			1	100%	1
M.D. ANDERSON CANCER CENTER			1	100%	1
DOCTORS CARE - GREER		1			1
Manassas Health & Rehab			1	100%	1
BRETON REHABILITATION & LIVING CENTRE		1			1
Baypoint Healthcare Center			1	100%	1
VIP FAMILY PRACTICE			1	100%	1
Quince Nursing and Rehabilitation Center		1			1
Autumn Care of Suffolk		1			1
REHABILITATION CENTER OF ALBUQUERQUE		1			1
LIFESPAN HEALTH - SELMER		1			1
AHUJA MEDICAL CENTER			1	100%	1
UHS BINGHAMTON GENERAL			1	100%	1
KINGWOOD EMERGENCY HOSPITAL			1	100%	1
MARTIN HEALTH PHYSICIAN GROUP			1	100%	1
ALAFAYA WOODS FAMILY MEDICAL CENTER		1			1
Rockcastle Health and Rehab		1			1
ADVENTHEALTH MEDICAL GROUP FAMILY			1	100%	1
ERLANGER WESTERN CAROLINA HOSPITAL			1	100%	1
REDMOND URGENT CARE			1	100%	1
FAMILY INTERNAL MEDICINE OF CLERMONT			1	100%	1
Northern Nevada State Veterans Home		1			1
PAMC MICRO LAB			1	100%	1
Le Roy Village Green		1			1

COVID-19: testing by laboratory

Data through May 14, 2021 verified as of May 15, 2021 at 09:25 AM

Data in this report are provisional and subject to change.

The numbers in the table below represent the number of Florida and non-Florida residents for whom test results were received by the Department of Health. A person can be tested by more than one laboratory and can have both positive and negative results. **Therefore, the sum of the numbers in each column will be larger than the total number of people tested.**

Reporting lab	Inconclusive	Negative	Positive	Percent positive	Total
FLAGLER MEDICAL ASSOCIATES PA			1	100%	1
SANTA MONICA CA-UCLA MC			1	100%	1
FLORIDA CLINICAL LABORATORY INC DBA			1	100%	1
CVS MI22230CV WAYNE COUNTY COMMUNITY COLLEGE			1	100%	1
MERCY GENERAL HOSPITAL			1	100%	1
Schoenbrunn Healthcare		1			1
ST.ELIZABETH HEALTH CENTER	1				1
UNIVERSITY OF MIAMI PRIMARY CARE SITE UMHC 3039			1	100%	1
MANHATTAN COLLEGE HEALTH SERVICES		1			1
Cloverdale Rehabilitation and Nursing Center		1			1
WINTER HAVEN DIALYSIS		1			1
WESLEY CHAPEL INTERNAL MEDICINE AND PEDIATRICS PA			1	100%	1
ARBOR DIAGNOSTICS, INC		1			1
ACCURATE HEALTH SERVICES CORP			1	100%	1
VELOCITY URGENT CARE - REDMILL			1	100%	1
HOSPICE OF MARION COUNTY INC			1	100%	1
MT ST RITA HEALTH CENTRER		1			1
BRANKO D PEJIC MD FAMILY PRACTICE			1	100%	1
Vibralife of El Paso Rehabilitation Center			1	100%	1
WAYCROSS INTRTNAL MEDICINE			1	100%	1
CERMAK HEALTH SERVICES			1	100%	1
Maplewood of Cheshire County		1			1
ADVANCED RESEARCH AND DIAGNOSTIC LABORATORY UNIVERSITY OF MINNESOTA			1	100%	1
Birchwood Care Center		1			1
JACKSONVILLE HEALTH & REHAB		1			1
ANDERSON MEDICAL		1			1
SOUTHEAST HEALTH WESTGATE CLINIC			1	100%	1
Abernethy Laurels		1			1
WEST VIRGINIA UNIVERSITY HOSPITALS, INC			1	100%	1
FAMILY PRACTICE ASSOCIATES		1			1
CHP COVID-19 (TX)			1	100%	1
INTERFAITH MEDICAL CENTER		1			1
FLORIDA EPIDEMIOLOGY PROGRAM			1	100%	1
VALENCIA BRANCH LABORATORY	1				1
Fargo VA Healthcare System		1			1
PCR DIAGNOSTICS			1	100%	1
MICROBIOLOGY DEPARTMENT			1	100%	1
PIEDMONT QUICKCARE		1			1
BRADEN CLINIC		1			1
ST VINCENTS OUTPATIENT IMAGING		1			1
Florence Nursing and Rehabilitation Center		1			1
ODYSSEY HEALTH CARE OF MARION COUNTY LLC		1			1
Pathways Nursing and Rehabilitation Center		1			1
UNLIMITED MEDICAL SERVICES OF FL PL DBA		1			1
SHARP CHULA VISTA MEDICAL CENTER			1	100%	1
Redstone Highlands			1	100%	1

COVID-19: testing by laboratory

Data through May 14, 2021 verified as of May 15, 2021 at 09:25 AM

Data in this report are provisional and subject to change.

The numbers in the table below represent the number of Florida and non-Florida residents for whom test results were received by the Department of Health. A person can be tested by more than one laboratory and can have both positive and negative results. **Therefore, the sum of the numbers in each column will be larger than the total number of people tested.**

Reporting lab	Inconclusive	Negative	Positive	Percent positive	Total
NAVARRO MEDICAL CENTERS LLC			1	100%	1
DOCTORS AFTER HOURS URGENT CARE CENTER			1	100%	1
UNC HOSPITALS			1	100%	1
ADVENTHEALTH MEDICAL GROUP OBSTETRICS AND			1	100%	1
Kroger 968 - The Little Clinic Colerain Township		1			1
LEGACY SPECIALTY PHARMACY CORP			1	100%	1
PINNACLE PAIN CENTER PS DBA LYNX HEALTHCARE		1			1
MEDEXPRESS URGENT CARE - CABOT			1	100%	1
GARNET HEALTH URGENT CARE		1			1
VALLEY VISTA CARE CENTER		1			1
MOBILE INFIRMARY MEDICAL CENTER			1	100%	1
THE HEART HOSPITAL BAYLOR PLANO			1	100%	1
BRIGHT HEALTH CLINIC CORP			1	100%	1
SKIN AND CANCER ASSOCIATES LLP		1			1
Moab Regional Hospital			1	100%	1
Kroger - KRO70600172		1			1
WATERVIEW HILLS REHABILITATION AND NUR		1			1
SUSAN F. WILLIAMS M.D., P.A.			1	100%	1
MINUTECLINIC DIAGNOSTIC OF VIRGINIA, LLC #10088		1			1
ALVERNIA UNIVERSITY HEALTH AND WELLNESS CENTER		1			1
MARYLAND DEPARTMENT OF HEALTH AND MENTAL HYGIENE-LABORATORIES			1	100%	1
FAIRFIELD MEDICAL CENTER			1	100%	1
PIEDMONT NEWTON HOSPITAL		1			1
MARIANNA DIALYSIS CENTER			1	100%	1
COVID CLINIC, INC			1	100%	1
FIU HEALTH CARE CENTER			1	100%	1
Newton Wellesley Center for Alzheimer's Care		1			1
MOUNT SINAI MEDICAL CENTER OF FLORIDA INC			1	100%	1
1ST MED DOTHAN			1	100%	1
SHAMRA MEDICAL LABORATORY			1	100%	1
SKY RIDGE MEDICAL CENTER - MICRO			1	100%	1
KANA MEDICAL			1	100%	1
ST JOHNS MEDICAL CENTER		1			1
Kroger 83 - The Little Clinic Rock Road		1			1
CVS M04088POCT LEES SUMMIT		1			1
HARDIN HEALTH INC		1			1
WATERMAN VILLAGE HOME CARE			1	100%	1
NORTHCREST PHYSICIAN SERVICES INC		1			1
HHCS PHARMACY INC			1	100%	1
CANDLER HOSPITAL			1	100%	1
WASHINGTON CENTER FOR REHABILITATION A		1			1
Crestview Rehabilitation & Skilled Nursing Services		1			1
PATHOLOGY		1			1
NORTON HOSPITAL			1	100%	1
URGENT CARE 24/7 TAMPA			1	100%	1
EASTSIDE URGENT CARE			1	100%	1

COVID-19: testing by laboratory

Data through May 14, 2021 verified as of May 15, 2021 at 09:25 AM

Data in this report are provisional and subject to change.

The numbers in the table below represent the number of Florida and non-Florida residents for whom test results were received by the Department of Health. A person can be tested by more than one laboratory and can have both positive and negative results. **Therefore, the sum of the numbers in each column will be larger than the total number of people tested.**

Reporting lab	Inconclusive	Negative	Positive	Percent positive	Total
INTEGRATED GENETICS SEQUENOM		1			1
Lutheran Community at Telford		1			1
LCMC LAB SUBSECTION		1			1
CATHEDRAL GERONTOLOGY CENTER DBA CATHEDRAL CARES			1	100%	1
KID FIXERS		1			1
HEALTH ALLIANCE			1	100%	1
PARKVIEW OUTREACH COMMUNITY CENTER			1	100%	1
KAISER PERMANENTE REGIONAL REFERENCE LABORATORY		1			1
WELLSTREET SANDY SPRINGS		1			1
GABRIELA GOLDSTEIN MD PA			1	100%	1
SUTTER GOULD MEDICAL FOUNDATION			1	100%	1
SANFORD LABORATORY BISMARCK			1	100%	1
VETERANS AFFAIRS MEDICAL CENTER - EAST ORANGE			1	100%	1
Shelbyville Manor		1			1
KENDALL PEDIATRICS PARTNERS LLC			1	100%	1
URGENTMED			1	100%	1
Alden North Shore			1	100%	1
TANNER CLINIC			1	100%	1
MID-FLORIDA CANCER CENTERS		1			1
AHC Dyersburg		1			1
JACK M MATHENY II MD			1	100%	1
EUROFINS CENTRAL LABORATORY, LLC		1			1
NORTHEAST REGIONAL MEDICAL CENTER			1	100%	1
SHANNON MEDICAL CENTER			1	100%	1
EMORY DECATUR HOSPITAL - EMORY MEDICAL		1			1
Iosco County Medical Care Facility		1			1
Eger Health Care and Rehabilitation Center		1			1
Alaska Domiciliary Care for Homeless Veterans		1			1
ELLIS HOSPITAL URGENT CARE CENTER LAB		1			1
PM PEDIATRICS OF VIRGINIA			1	100%	1
FRESENIUS KIDNEY CARE OCALA			1	100%	1
Elm Crest Senior Living Community		1			1
INTERNAL MEDICINE ASSOCIATES OF LAKE			1	100%	1
EDWARD HOSPITAL			1	100%	1
Ladera Center		1			1
Crowne Health Care of Thomasville		1			1
Sage Bluff Health & Rehabilitation Center		1			1
SAPLING GROVE URGENT CARE		1			1
VA OPTOMETRY CLINIC			1	100%	1
CACERES SPECIALIZED GYNECOLOGY		1			1
BAYSHORE DIALYSIS			1	100%	1
Kroger 444 - The Little Clinic Dent		1			1
MEDEXPRESS URGENT CARE - PATRICK STREE			1	100%	1
DR. K PEDIATRICS			1	100%	1
AIRPORT MEDICAL SOLUTIONS ORLANDO			1	100%	1
PARTNERS IN PRIMARY CARE		1			1

COVID-19: testing by laboratory

Data through May 14, 2021 verified as of May 15, 2021 at 09:25 AM

Data in this report are provisional and subject to change.

The numbers in the table below represent the number of Florida and non-Florida residents for whom test results were received by the Department of Health. A person can be tested by more than one laboratory and can have both positive and negative results. **Therefore, the sum of the numbers in each column will be larger than the total number of people tested.**

Reporting lab	Inconclusive	Negative	Positive	Percent positive	Total
NEW ERA HEALTH CENTER INC		1			1
LEE HEALTH KIDS URGENT CARE		1			1
EVENTIDE LUTHERAN HOME		1			1
PATIENT FIRST - HAMILTON		1			1
PRECISE PATHOLOGY ASSOCIATES PLLC			1	100%	1
CHILDREN'S AT CHAMBLEE BROOKHAVEN URGE		1			1
CARESPOT - MIAMI GARDENS			1	100%	1
RESTORE MEDICAL PARTNERS PLLC			1	100%	1
HAVASU REGIONAL MEDICAL CENTER			1	100%	1
CLASSEN URGENT CARE CLINIC			1	100%	1
VELOCITY URGENT CARE - CHIMNEY HILL			1	100%	1
HOUSTON DEPARTMENT OF HEALTH AND HUMAN SERVICES			1	100%	1
SANTA CRUZ COUNTY HEALTH SERVICES			1	100%	1
WEST COAST CLINICAL LABS INC			1	100%	1
LOUISIANA STATE LAB			1	100%	1
GREATER MIAMI DIALYSIS			1	100%	1
AUGUSTA HEALTH CLINICAL LABORATORY			1	100%	1
Avera Sr. James Care Center		1			1
MID FLORIDA BIOLOGICALS			1	100%	1
Hempfield Manor		1			1
SWIFTCARE URGENT CARE, PLLC			1	100%	1
BETHESDA ON TURKEY CREEK			1	100%	1
TMH PHYSICIAN PARTNERS QUINCY			1	100%	1
COLER REHABILITATION AND NURSING CARE		1			1
Orange City Nursing and Rehab Center			1	100%	1
PALMETTO CHARTER SCHOOL		1			1
MEDCARE QUALITY MEDICAL CENTER LLC			1	100%	1
Parkview Care Center			1	100%	1
BAPTIST EMERGENCY HOSPITAL - KELLY			1	100%	1
METRO HEALTH HOSPITAL LABORATORY		1			1
WALGREENS #10308		1			1
Pelican Health Norfolk			1	100%	1
NEW RIVER HEALTH DISTRICT			1	100%	1
Alden Lincoln Park			1	100%	1
LAKELAND MEDICAL CENTER			1	100%	1
ASHLEY PEDIATRICS DAY AND NIGHT CLINIC			1	100%	1
ALIMETRIX INC		1			1
Juniper Village at Bucks County		1			1
BROWNSVILLE ADULT AND PEDIATRIC CLINIC			1	100%	1
Heartland of Perrysburg		1			1
FLAGLER PROFESSIONAL HEALTH CARE SERVICES INC		1			1
CLERMONT HEALTH DEPARTMENT			1	100%	1
OHIO VALLEY MANOR NURSING &		1			1
SANFORD LABORATORIES WATERTOWN			1	100%	1
ALTAMONTE MEDICAL ASSOCIATES PA			1	100%	1
RIVERSIDE MEDICAL CENTER		1			1

COVID-19: testing by laboratory

Data through May 14, 2021 verified as of May 15, 2021 at 09:25 AM

Data in this report are provisional and subject to change.

The numbers in the table below represent the number of Florida and non-Florida residents for whom test results were received by the Department of Health. A person can be tested by more than one laboratory and can have both positive and negative results. **Therefore, the sum of the numbers in each column will be larger than the total number of people tested.**

Reporting lab	Inconclusive	Negative	Positive	Percent positive	Total
FRONT PORCH PEDIATRICS PLLC			1	100%	1
ABSOLUTE HEALTHCARE			1	100%	1
CONVENIENT MEDICAL AND HEALTH SERVICES			1	100%	1
HARBOR HOSPITAL			1	100%	1
St. Anne Home		1			1
STEWARD FLORIDA ALF, INC			1	100%	1
OMNI HEALTHCARE URGENT CARE			1	100%	1
BISHOP KEARNEY		1			1
Community Compassion Center of Batesville			1	100%	1
MEMORIALCARE LONG BEACH MEDICAL CENTER			1	100%	1
Avon Health Center		1			1
HEBER VALLEY HOSPITAL			1	100%	1
CROWNPOINT HEALTHCARE FACILITY		1			1
Falmouth By The Sea			1	100%	1
NATION'S BEST CARE HOME HEALTH			1	100%	1
DAYTONA BEACH DIALYSIS			1	100%	1
BROOKSHIRE, THE			1	100%	1
ELKHART GENERAL HOSPITAL			1	100%	1
MEDEXPRESS URGENT CARE-MEADVILLE			1	100%	1
441 URGENT CARE CENTER - BROWNWOOD			1	100%	1
Kroger 894 - The Little Clinic NEC		1			1
MERCY - NORTH IOWA			1	100%	1
BEVERLY ADVANCED PRACTICE NURSING		1			1
MT CARMEL NURSING HOME		1			1
BAYFRONT HEAL WOUND CARE AND HYPERBARIC CENTER			1	100%	1
PEACHEALTH LABORATORIES		1			1
LAMARQUE DIALYSIS			1	100%	1
WALKING URGENT CARE INC			1	100%	1
NSPIRE HEALTHCARE PLANTATION			1	100%	1
DORA HOME CARE			1	100%	1
ROSE MEDICAL CENTER LAB			1	100%	1
Aspire Physical Recovery Center at Cahaba River		1			1
NC STATE LAB OF PUBLIC HEALTH			1	100%	1
ASHLEY CLINICAL DIAGNOSTIC LABORATORY			1	100%	1
Ash Flat Healthcare and Rehabilitation Center			1	100%	1
ATRIA TAMARAC			1	100%	1
ST MARY'S OF SAGINAW		1			1
Birmingham Nursing and Rehabilitation East LLC		1			1
Erie VAMC		1			1
DOCTORS MEMORIAL HOSP HOME HEALTH CARE		1			1
WALGREENS WAYNE			1	100%	1
SECOND STREET GROUP HOME		1			1
TOMAH HEALTH			1	100%	1
PALM BREEZE DIALYSIS			1	100%	1
CAREHERE HUDSON BAY			1	100%	1
ARIZA WELLNESS CARE LLC			1	100%	1

COVID-19: testing by laboratory

Data through May 14, 2021 verified as of May 15, 2021 at 09:25 AM

Data in this report are provisional and subject to change.

The numbers in the table below represent the number of Florida and non-Florida residents for whom test results were received by the Department of Health. A person can be tested by more than one laboratory and can have both positive and negative results. **Therefore, the sum of the numbers in each column will be larger than the total number of people tested.**

Reporting lab	Inconclusive	Negative	Positive	Percent positive	Total
Sunnybrook Rehabilitation Center			1	100%	1
JUPITER MEDICAL CENTER INC			1	100%	1
NULEASE MEDICAL SOLUTIONS			1	100%	1
CVS IN4633POCT GREENFIELD		1			1
SACRED HEART MEDICAL CENTER			1	100%	1
PATIENT FIRST - SICKLERVILLE		1			1
Kroger 699 - The Little Clinic Smyrna		1			1
GENESEE COUNTY HEALTH DEPARTMENT		1			1
REELFOOT FAMILY WALK-IN CLINIC		1			1
Piqua Manor		1			1
GATEWAY FAMILY HEALTH CLINIC			1	100%	1
COVE AT THE MARBELLA,THE			1	100%	1
STUDENT HEALTH CENTER			1	100%	1
BANNER UNIVERSITY MEDICAL CENTER			1	100%	1
PEDIATRIC ASSOC OF JACKSONVILLE PA			1	100%	1
ELKTON TRANSITIONAL CARE CENTER		1			1
COLE DIAGNOSTICS - BOISE		1			1
MEDLABS OF FLORIDA LLC D/B/A MEDLABS DIAGNOSTICS		1			1
ManorCare Yeadon		1			1
Walgreens #17445		1			1
SIGNATURE CARE COLLEGE STATION			1	100%	1
United Methodist Communities at The Shores		1			1
MYCLINIC, INC			1	100%	1
FAIRVIEW HOSPITAL			1	100%	1
RIO GRANDE REGIONAL HOSPITAL FAMILY PRACTICE CLINIC			1	100%	1
C A R E S		1			1
INDIANA STATE DEPARTMENT OF HEALTH CLINIC MICROBIOLOGY		1			1
STAMFORD HOSPITAL			1	100%	1
NEMOURS CHILDREN'S PRIMARY CARE			1	100%	1
DORAL KIDNEY CENTER			1	100%	1
Total	108,027	20,428,256	2,964,629	13%	23,500,912