

# COVID-19: summary of cases and monitoring

Data through May 16, 2021 verified as of May 17, 2021 at 09:25 AM

Data in this report are provisional and subject to change.

## Cases: people with positive PCR or antigen test result

<b>Total cases</b>	<b>2,293,980</b>
Florida residents	2,251,148
Non-Florida residents	42,832

### Type of testing

Florida residents	2,251,148
Positive by BPHL/CDC	82,343
Positive by commercial/hospital lab	2,168,805
PCR positive	1,793,265
Antigen positive	457,883
Non-Florida residents	42,832
Positive by BPHL/CDC	1,023
Positive by commercial/hospital lab	41,809
PCR positive	29,156
Antigen positive	13,676

### Characteristics

Florida residents hospitalized	93,148
Florida resident deaths	36,133
Non-Florida resident deaths	724

Hospitalized counts include anyone who was hospitalized at some point during their illness. It does not reflect the number of people currently hospitalized.

More information on deaths identified through death certificate data is available on the National Center for Health Statistics website at [www.cdc.gov/nchs/nvss/vsrr/COVID19/index.htm](http://www.cdc.gov/nchs/nvss/vsrr/COVID19/index.htm).

## Cases: people with positive PCR or antigen test result

### Risk factors for Florida residents

Traveled	18,086
Contact with a known case	902,618
Traveled and contact with a known case	24,477
Neither	1,305,967
No travel and no contact	273,651
Travel is unknown	731,460
Contact is unknown	500,479
Contact is pending	462,114

Travel can be unknown and contact can be unknown or pending for the same case, these numbers will sum to more than the "neither" total.

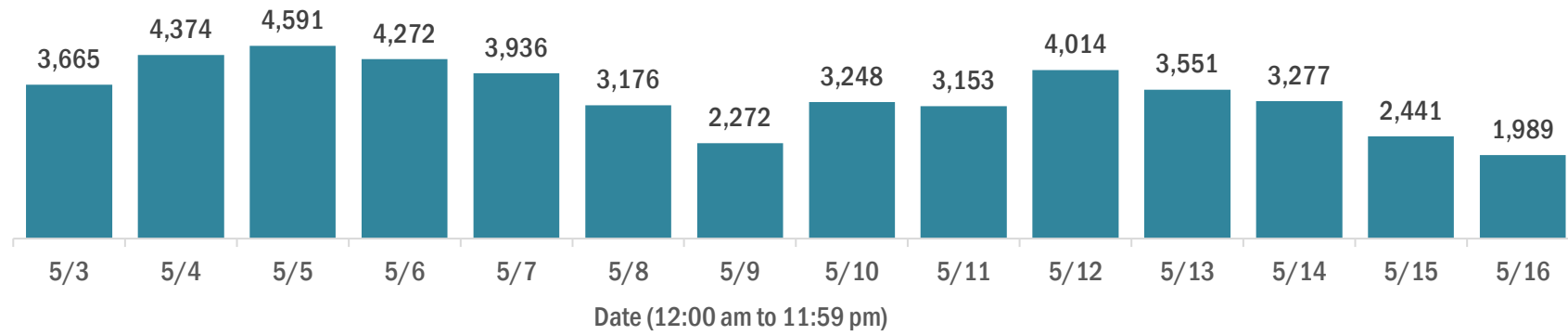
# COVID-19: summary of laboratory testing

Data through May 16, 2021 verified as of May 17, 2021 at 09:25 AM

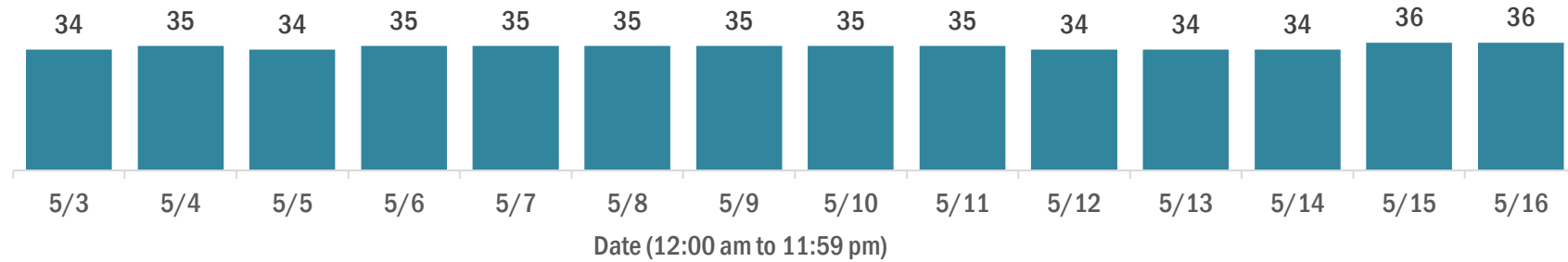
Data in this report are provisional and subject to change.

## Cases in Florida residents per day for the past 2 weeks

### Number of cases per day



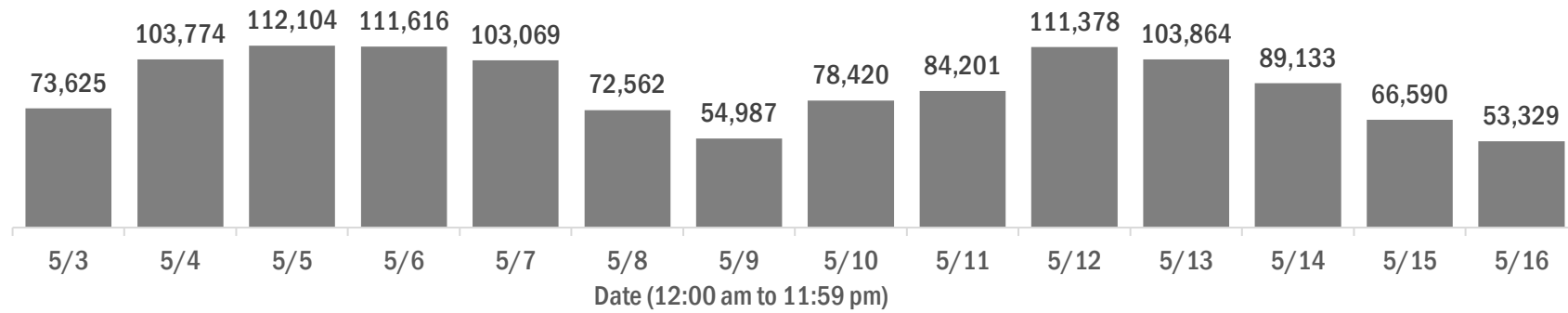
### Median age of cases by day



## Laboratory testing for Florida residents over the past 2 weeks

### Number of Florida residents tested per day

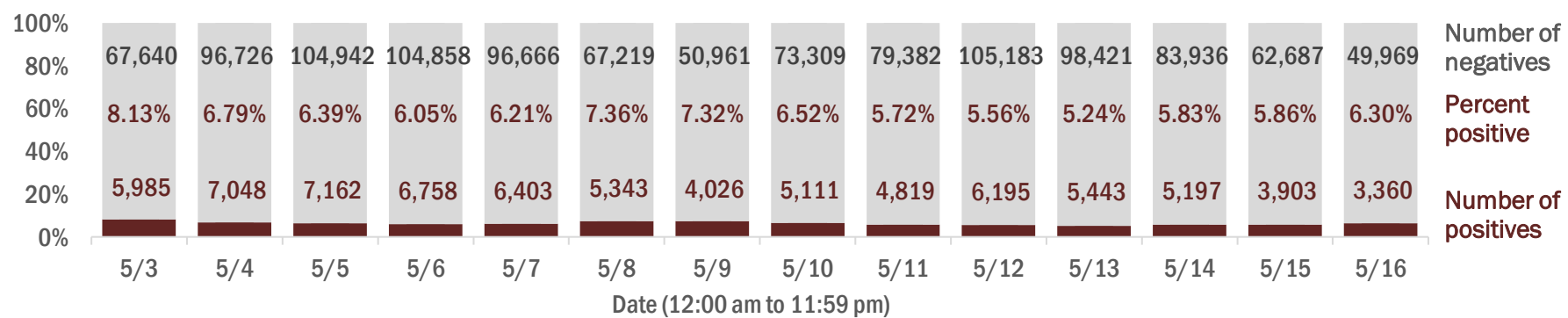
These counts include the number of people for whom the Department received PCR or antigen laboratory results by day. People tested on multiple days will be included for each day a new result was received. A person is only counted once for each day they are tested, regardless of whether multiple specimens are tested or multiple results are received.



### Number and percent of Florida residents with positive test results

The percent of positive results ranged from 5.24% to 8.13% over the past 2 weeks and was 6.30% yesterday.

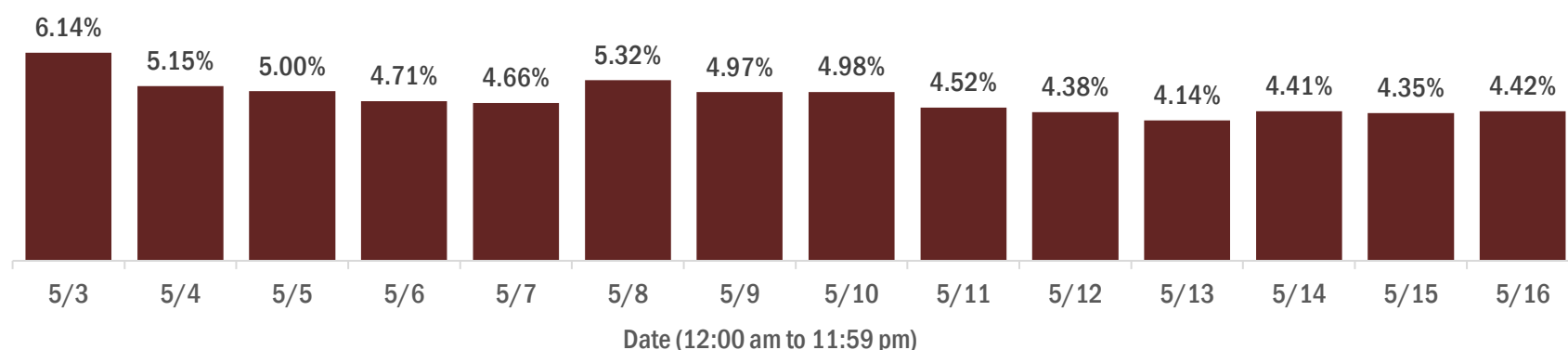
These counts include the number of people for whom the Department received PCR or antigen laboratory results by day. People tested on multiple days will be included for each day a new result was received. A person is only counted once for each day they are tested, regardless of whether multiple specimens are tested or multiple results are received. If a person has a positive specimen and a negative specimen in the same day, only the positive result is counted.



### Percent positivity for new cases in Florida residents

The percent of positive results ranged from 4.14% to 6.14% over the past 2 weeks and was 4.42% yesterday.

This percent is the number of people who test PCR- or antigen-positive for the first time divided by all the people tested that day, excluding people who have previously tested positive.



# COVID-19: characteristics of 2,251,148 Florida resident cases

Data through May 16, 2021 verified as of May 17, 2021 at 09:25 AM

Data in this report are provisional and subject to change.

Age group	Cases	Hospitalizations	Deaths
0-4 years	48,415	2%	641
5-14 years	151,557	7%	639
15-24 years	352,333	16%	2,374
25-34 years	395,879	18%	4,682
35-44 years	351,979	16%	6,951
45-54 years	341,269	15%	10,752
55-64 years	291,367	13%	16,114
65-74 years	175,745	8%	19,259
75-84 years	96,222	4%	19,073
85+ years	44,689	2%	12,654
Unknown	1,693	0%	9
<b>Total</b>	<b>2,251,148</b>	<b>93,148</b>	<b>36,133</b>

Gender	Cases
Female	1,177,293
Male	1,053,423
Unknown	20,432
<b>Total</b>	<b>2,251,148</b>

Ethnicity	Cases	Hospitalizations	Deaths
Hispanic	734,362	33%	23,682
Non-Hispanic	1,108,068	49%	65,292
Unknown	408,718	18%	4,174
<b>Total</b>	<b>2,251,148</b>	<b>93,148</b>	<b>36,133</b>

Race and ethnicity	Cases	Hospitalizations	Deaths
White	1,286,932	57%	61,183
Hispanic	488,682	22%	16,929
Non-Hispanic	707,275	31%	42,504
Unknown	90,975	4%	1,750
Black	299,567	13%	19,378
Hispanic	17,959	1%	839
Non-Hispanic	259,255	12%	18,162
Unknown	22,353	1%	377
Other race	353,208	16%	10,233
Hispanic	177,543	8%	5,405
Non-Hispanic	122,012	5%	4,358
Unknown	53,653	2%	470
Unknown race	311,441	14%	2,354
Hispanic	50,178	2%	509
Non-Hispanic	19,526	1%	268
Unknown	241,737	11%	1,577
<b>Total</b>	<b>2,251,148</b>	<b>93,148</b>	<b>36,133</b>

**Hospitalization** counts include anyone who was hospitalized at some point during their illness. It does not reflect the number of people currently hospitalized. **Other race** includes any person with a race of American Indian/Alaskan native, Asian, native Hawaiian/Pacific Islander, or other.

# COVID-19: deaths in Florida residents and staff of long-term care facilities

Data through May 16, 2021 verified as of May 17, 2021 at 09:25 AM

Data in this report are provisional and subject to change.

For current cases in residents or staff of long-term care facilities, please visit: <https://floridahealthcovid19.gov/>

County	Deaths		County	Deaths		County	Deaths	
Palm Beach	1082	9%	Okaloosa	167	1%	Madison	20	0%
Dade	1024	9%	Hernando	163	1%	Calhoun	18	0%
Pinellas	910	8%	Osceola	143	1%	Flagler	17	0%
Broward	710	6%	Charlotte	138	1%	Gulf	17	0%
Hillsborough	592	5%	Indian River	125	1%	Wakulla	16	0%
Duval	454	4%	Clay	123	1%	Bradford	14	0%
Polk	437	4%	Leon	101	1%	Washington	13	0%
Brevard	414	4%	Highlands	98	1%	Baker	12	0%
Orange	408	4%	Bay	94	1%	Holmes	12	0%
Sarasota	402	4%	Jackson	88	1%	Jefferson	12	0%
Lee	349	3%	St. Johns	88	1%	Gadsden	10	0%
Marion	334	3%	Alachua	82	1%	Lafayette	10	0%
Volusia	301	3%	Santa Rosa	82	1%	Franklin	9	0%
Escambia	288	3%	Suwannee	60	1%	Levy	7	0%
St. Lucie	248	2%	Columbia	52	0%	Desoto	6	0%
Seminole	237	2%	Putnam	45	0%	Dixie	5	0%
Pasco	228	2%	Sumter	44	0%	Monroe	5	0%
Lake	227	2%	Nassau	34	0%	Taylor	3	0%
Collier	196	2%	Walton	30	0%	Hardee	2	0%
Manatee	194	2%	Hendry	29	0%	Hamilton	1	0%
Citrus	177	2%	Okeechobee	24	0%	Liberty	1	0%
Martin	173	2%	Gilchrist	21	0%	Total	11,426	

**Note:** cases are summarized by the county of usual residence. Residents and staff may be cases associated with facilities that are not in their county of usual residence, resulting in cases being included below for counties that do not have facilities with known cases.

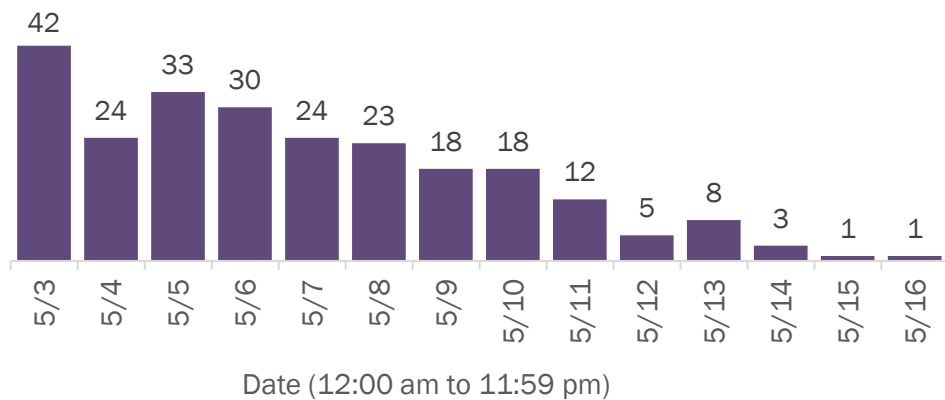
# COVID-19: cases in Florida residents who have died

Data through May 16, 2021 verified as of May 17, 2021 at 09:25 AM

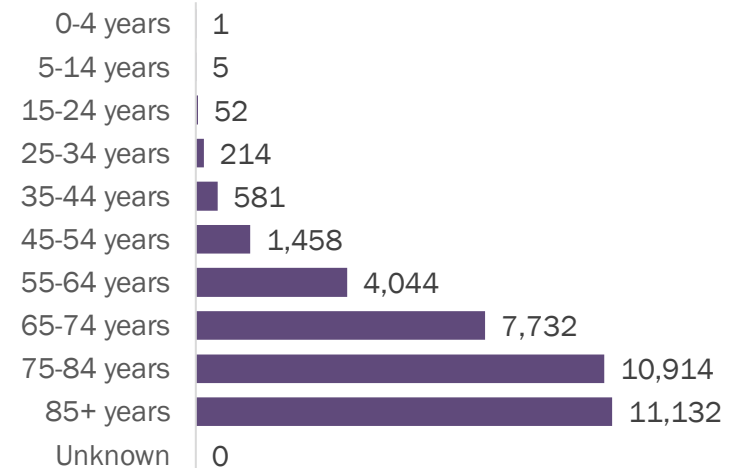
Data in this report are provisional and subject to change.

Demographics for all identified COVID-19 deaths: 36,133

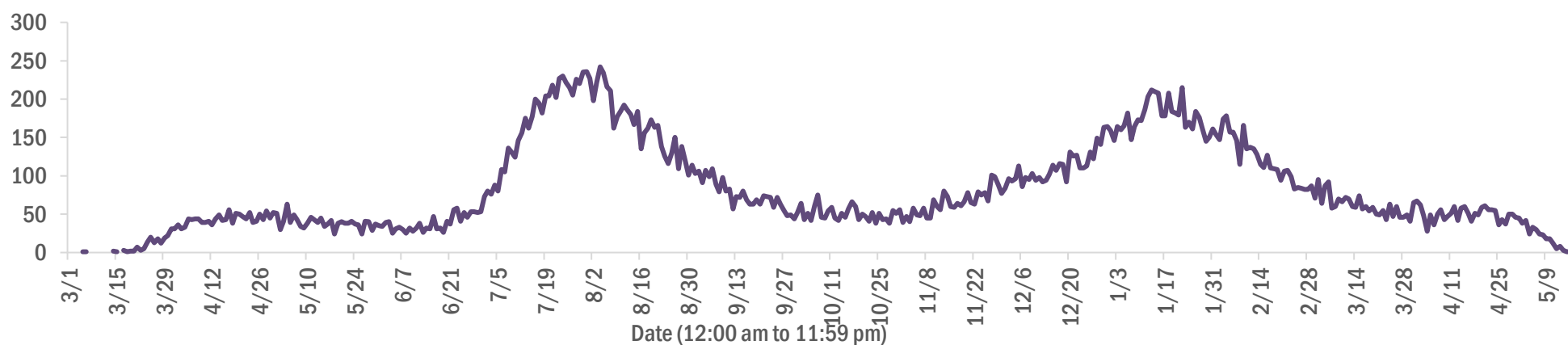
Deaths by date of death for the past 2 weeks



Deaths by age group



Deaths by date of death since March 2020



Age group	Deaths	Cases	Case fatality rate	Mortality rate per 100,000 population
0-4 years	1	48,415	0.0%	0.1
5-14 years	5	151,557	0.0%	0.2
15-24 years	52	352,333	0.0%	2.1
25-34 years	214	395,879	0.1%	7.6
35-44 years	581	351,979	0.2%	22.3
45-54 years	1,458	341,269	0.4%	52.3
55-64 years	4,044	291,367	1.4%	139.8
65-74 years	7,732	175,745	4.4%	318.6
75-84 years	10,914	96,222	11.3%	777.2
85+ years	11,132	44,689	24.9%	1927.5
Unknown	0	1,693	0.0%	
<b>Total</b>	<b>36,133</b>	<b>2,251,148</b>	<b>1.6%</b>	<b>167.3</b>

Race	Deaths	Cases	Case fatality rate	Mortality rate per 100,000 population
Other	2,868	353,208	0.8%	230.5
White	26,453	1,286,932	2.1%	158.4
Black	5,821	299,567	1.9%	159.2
Unknown	991	311,441	0.3%	
<b>Total</b>	<b>36,133</b>	<b>2,251,148</b>	<b>1.6%</b>	<b>167.3</b>

Gender	Deaths	Cases	Case fatality rate	Mortality rate per 100,000 population
Female	15,873	1,177,293	1.3%	143.8
Male	20,260	1,053,423	1.9%	191.9
Unknown	0	20,432	0.0%	
<b>Total</b>	<b>36,133</b>	<b>2,251,148</b>	<b>1.6%</b>	<b>167.3</b>

Ethnicity	Deaths	Cases	Case fatality rate	Mortality rate per 100,000 population
Hispanic	8,496	734,362	1.2%	149.6
Non-Hispanic	25,404	1,108,068	2.3%	159.6
Unknown	2,233	408,718	0.5%	
<b>Total</b>	<b>36,133</b>	<b>2,251,148</b>	<b>1.6%</b>	<b>167.3</b>

# COVID-19: characteristics of 2,251,148 cases

Data through May 16, 2021 verified as of May 17, 2021 at 09:25 AM

Data in this report are provisional and subject to change.

Tables below include cases in Florida residents and non-Florida residents.

All 67 Florida counties have cases:

County	FL resident cases	Non-FL resident cases	Total cases	FL resident deaths	FL death rate	
Dade	488,748	22%	6,619	495,367	6,319	1.3%
Broward	239,263	11%	2,936	242,199	3,012	1.3%
Palm Beach	144,177	6%	2,656	146,833	2,826	2.0%
Orange	138,425	6%	2,249	140,674	1,283	0.9%
Hillsborough	139,039	6%	1,187	140,226	1,767	1.3%
Duval	97,808	4%	1,617	99,425	1,447	1.5%
Pinellas	78,623	3%	1,980	80,603	1,649	2.1%
Lee	69,952	3%	2,320	72,272	987	1.4%
Polk	69,446	3%	493	69,939	1,345	1.9%
Osceola	44,637	2%	806	45,443	518	1.2%
Volusia	43,288	2%	768	44,056	816	1.9%
Brevard	41,559	2%	735	42,294	881	2.1%
Pasco	41,803	2%	355	42,158	769	1.8%
Manatee	38,448	2%	886	39,334	682	1.8%
Collier	35,106	2%	1,387	36,493	540	1.5%
Escambia	32,690	1%	3,691	36,381	697	2.1%
Seminole	34,442	2%	262	34,704	504	1.5%
Sarasota	31,678	1%	1,585	33,263	829	2.6%
Leon	31,432	1%	935	32,367	324	1.0%
Marion	31,372	1%	168	31,540	970	3.1%
Lake	29,801	1%	537	30,338	641	2.2%
St. Lucie	26,727	1%	199	26,926	641	2.4%
Alachua	24,817	1%	308	25,125	281	1.1%
St. Johns	22,613	1%	312	22,925	214	0.9%
Okaloosa	20,475	1%	234	20,709	363	1.8%
Bay	19,570	1%	822	20,392	392	2.0%
Clay	18,906	1%	53	18,959	344	1.8%
Santa Rosa	18,105	1%	260	18,365	291	1.6%
Hernando	14,181	1%	109	14,290	473	3.3%
Charlotte	12,928	1%	216	13,144	426	3.3%
Indian River	12,563	1%	110	12,673	304	2.4%
Martin	12,254	1%	241	12,495	324	2.6%
Citrus	11,146	0%	99	11,245	452	4.1%
Sumter	9,282	0%	109	9,391	278	3.0%
Highlands	8,578	0%	97	8,675	361	4.2%

County	FL resident cases	Non-FL resident cases	Total cases	FL resident deaths	FL death rate	
Nassau	8,029	0%	447	8,476	126	1.6%
Columbia	8,137	0%	44	8,181	169	2.1%
Walton	6,971	0%	883	7,854	87	1.2%
Flagler	7,293	0%	101	7,394	110	1.5%
Monroe	6,634	0%	404	7,038	49	0.7%
Putnam	6,583	0%	24	6,607	153	2.3%
Jackson	6,172	0%	74	6,246	157	2.5%
Gadsden	5,718	0%	17	5,735	99	1.7%
Suwannee	5,334	0%	29	5,363	138	2.6%
Hendry	4,779	0%	17	4,796	84	1.8%
Desoto	4,347	0%	27	4,374	94	2.2%
Okeechobee	4,017	0%	54	4,071	89	2.2%
Baker	3,502	0%	19	3,521	60	1.7%
Levy	3,489	0%	9	3,498	54	1.5%
Wakulla	3,471	0%	14	3,485	56	1.6%
Hardee	3,198	0%	15	3,213	44	1.4%
Unknown	74	0%	3,093	3,167	0	0.0%
Bradford	3,017	0%	13	3,030	57	1.9%
Taylor	2,740	0%	5	2,745	47	1.7%
Washington	2,719	0%	21	2,740	52	1.9%
Holmes	2,237	0%	33	2,270	49	2.2%
Madison	2,049	0%	28	2,077	45	2.2%
Gulf	1,949	0%	23	1,972	44	2.3%
Union	1,835	0%	1	1,836	74	4.0%
Calhoun	1,696	0%	3	1,699	45	2.7%
Hamilton	1,612	0%	20	1,632	25	1.6%
Gilchrist	1,617	0%	5	1,622	44	2.7%
Lafayette	1,621	0%	0	1,621	26	1.6%
Dixie	1,613	0%	3	1,616	24	1.5%
Jefferson	1,473	0%	26	1,499	28	1.9%
Franklin	1,302	0%	34	1,336	19	1.5%
Liberty	1,077	0%	1	1,078	16	1.5%
Glades	961	0%	4	965	19	2.0%
<b>Total</b>	<b>2,251,148</b>	<b>42,832</b>	<b>2,293,980</b>	<b>36,133</b>	<b>1.6%</b>	

# COVID-19: characteristics of 2,251,148 Florida resident cases

Data through May 16, 2021 verified as of May 17, 2021 at 09:25 AM

Data in this report are provisional and subject to change.

The table below includes the cities and counties of residence for cases in Florida residents based on the patient's ZIP Code.

Note that city is not always received as part of the initial notification and may be missing while the case is being investigated.

City and county	Cases
Miami, Dade	283,598
Orlando, Orange	102,927
Jacksonville, Duval	91,964
Tampa, Hillsborough	80,718
Hialeah, Dade	68,325
Fort Lauderdale, Broward	50,605
Hollywood, Broward	45,297
West Palm Beach, Palm Beach	35,275
Kissimmee, Osceola	34,300
Tallahassee, Leon	30,368
Homestead, Dade	30,069
Naples, Collier	29,643
Saint Petersburg, Pinellas	28,591
Pensacola, Escambia	27,273
Fort Myers, Lee	26,789
Bradenton, Manatee	25,016
Boca Raton, Palm Beach	24,524
Lakeland, Polk	24,009
Ocala, Marion	23,043
Pompano Beach, Broward	22,499
Gainesville, Alachua	19,696
Sarasota, Sarasota	19,515
Cape Coral, Lee	18,235
Port Saint Lucie, St. Lucie	17,851
Lake Worth, Palm Beach	17,366
Miami Beach, Dade	16,209
Miramar, Broward	15,587
Clearwater, Pinellas	15,504
Coral Springs, Broward	14,313
Boynton Beach, Palm Beach	14,029
Doral, Dade	13,884
Miami Gardens, Dade	13,217
Panama City, Bay	12,410
Saint Augustine, St. Johns	12,089
Melbourne, Brevard	11,798
Winter Haven, Polk	11,632
Lehigh Acres, Lee	11,591
Riverview, Hillsborough	10,792
Delray Beach, Palm Beach	10,720
Davie, Broward	10,702
Palm Bay, Brevard	9,871
Vero Beach, Indian River	9,695
New Port Richey, Pasco	9,643
Sunrise, Broward	9,400
Saint Cloud, Osceola	8,965
Milton, Santa Rosa	8,758
Fort Pierce, St. Lucie	8,699
Largo, Pinellas	8,576
Spring Hill, Hernando	8,548
Daytona Beach, Volusia	8,529
Coral Gables, Dade	8,520
Apopka, Orange	8,505
Plantation, Broward	8,419
North Miami Beach, Dade	8,309
Davenport, Polk	8,233
Clermont, Lake	8,134
Brandon, Hillsborough	8,105
Deltona, Volusia	7,776
Sanford, Seminole	7,752

# COVID-19: characteristics of 2,251,148 Florida resident cases

Data through May 16, 2021 verified as of May 17, 2021 at 09:25 AM

Data in this report are provisional and subject to change.

The table below includes the cities and counties of residence for cases in Florida residents based on the patient's ZIP Code.

Note that city is not always received as part of the initial notification and may be missing while the case is being investigated.

City and county	Cases
Orange Park, Clay	7,670
Plant City, Hillsborough	7,572
Jupiter, Palm Beach	7,478
Weston, Broward	7,421
Lake City, Columbia	7,381
Deerfield Beach, Broward	6,981
Winter Garden, Orange	6,707
Tamarac, Broward	6,444
Port Charlotte, Charlotte	6,342
Wesley Chapel, Pasco	6,179
Palm Coast, Flagler	6,139
Coconut Creek, Broward	6,086
Margate, Broward	5,944
Stuart, Martin	5,839
Land O Lakes, Pasco	5,830
Deland, Volusia	5,797
Palm Beach Gardens, Palm Beach	5,747
Fort Walton Beach, Okaloosa	5,658
Wellington, Palm Beach	5,587
Palm Harbor, Pinellas	5,556
Oviedo, Seminole	5,547
Palmetto, Manatee	5,532
Winter Park, Orange	5,527
Crestview, Okaloosa	5,439
Altamonte Springs, Seminole	5,215
Lutz, Hillsborough	5,211
Port Orange, Volusia	5,009
Valrico, Hillsborough	4,966
Opa Locka, Dade	4,941
Haines City, Polk	4,888
North Port, Sarasota	4,864
Brooksville, Hernando	4,828
Miami Lakes, Dade	4,780
Venice, Sarasota	4,765
Pembroke Pines, Broward	4,754
Middleburg, Clay	4,754
Hallandale, Broward	4,709
Punta Gorda, Charlotte	4,635
Sebring, Highlands	4,611
Leesburg, Lake	4,534
Ocoee, Orange	4,477
Zephyrhills, Pasco	4,358
Saint Johns, St. Johns	4,293
Ormond Beach, Volusia	4,282
Seminole, Pinellas	4,282
The Villages, Sumter	4,270
Arcadia, Desoto	4,231
Bonita Springs, Lee	4,220
Live Oak, Suwannee	4,127
Pinellas Park, Pinellas	4,111
North Lauderdale, Broward	4,006
Okeechobee, Okeechobee	4,003
Longwood, Seminole	3,987
Ruskin, Hillsborough	3,957
North Miami, Dade	3,955
Immokalee, Collier	3,900
Cocoa, Brevard	3,876
Windermere, Orange	3,875
Navarre, Santa Rosa	3,781



# COVID-19: characteristics of 2,251,148 Florida resident cases

Data through May 16, 2021 verified as of May 17, 2021 at 09:25 AM

Data in this report are provisional and subject to change.

The table below includes the cities and counties of residence for cases in Florida residents based on the patient's ZIP Code.

Note that city is not always received as part of the initial notification and may be missing while the case is being investigated.

City and county	Cases
Casselberry, Seminole	3,668
Port Richey, Pasco	3,507
Hudson, Pasco	3,468
Titusville, Brevard	3,440
Niceville, Okaloosa	3,394
Gulf Breeze, Santa Rosa	3,380
Lake Worth Beach, Palm Beach	3,357
North Fort Myers, Lee	3,293
Dade City, Pasco	3,283
Key West, Monroe	3,281
Cantonment, Escambia	3,267
Panama City Beach, Bay	3,253
Winter Springs, Seminole	3,245
Oakland Park, Broward	3,189
Jacksonville Beach, Duval	3,185
Bartow, Polk	3,180
Lake Mary, Seminole	3,170
Aventura, Dade	3,152
Kissimmee, Polk	3,134
Crawfordville, Wakulla	3,117
New Smyrna Beach, Volusia	3,066
Auburndale, Polk	3,063
Quincy, Gadsden	3,041
Palatka, Putnam	3,034
Lake Wales, Polk	3,010
Merritt Island, Brevard	2,938
Green Cove Springs, Clay	2,894
Tarpon Springs, Pinellas	2,882
Fernandina Beach, Nassau	2,842
Ponte Vedra Beach, St. Johns	2,813
Parkland, Broward	2,793
Cutler Ridge, Dade	2,758
Inverness, Citrus	2,671
Loxahatchee, Palm Beach	2,668
Eustis, Lake	2,655
Wimauma, Hillsborough	2,634
Holiday, Pasco	2,592
Cooper City, Broward	2,588
Perry, Taylor	2,570
Estero, Lee	2,567
Belle Glade, Palm Beach	2,561
Lynn Haven, Bay	2,548
Royal Palm Beach, Palm Beach	2,535
Dunedin, Pinellas	2,524
Clewiston, Hendry	2,471
Marianna, Jackson	2,464
Fleming Island, Clay	2,460
Santa Rosa Beach, Walton	2,439
Sarasota, Manatee	2,431
Key Biscayne, Dade	2,430
Parrish, Manatee	2,388
Rockledge, Brevard	2,371
Odessa, Hillsborough	2,316
Riviera Beach, Palm Beach	2,312
Seffner, Hillsborough	2,280
Avon Park, Highlands	2,207
Defuniak Springs, Walton	2,204
Mulberry, Polk	2,196
Palm City, Martin	2,195

# COVID-19: characteristics of 2,251,148 Florida resident cases

Data through May 16, 2021 verified as of May 17, 2021 at 09:25 AM

Data in this report are provisional and subject to change.

The table below includes the cities and counties of residence for cases in Florida residents based on the patient's ZIP Code.

Note that city is not always received as part of the initial notification and may be missing while the case is being investigated.

City and county	Cases
Mount Dora, Lake	2,181
Labelle, Hendry	2,146
Destin, Okaloosa	2,116
Chipley, Washington	2,110
Groveland, Lake	2,096
Tavares, Lake	2,071
Starke, Bradford	2,044
Lithia, Hillsborough	2,026
Orange City, Volusia	2,018
Pinecrest, Dade	1,982
Summerfield, Marion	1,945
Maitland, Orange	1,945
Yulee, Nassau	1,915
Wauchula, Hardee	1,896
Palmetto Bay, Dade	1,840
Sebastian, Indian River	1,799
Dania, Broward	1,764
Homosassa, Citrus	1,762
Callahan, Nassau	1,750
Lady Lake, Lake	1,739
Macclenny, Baker	1,718
Ponte Vedra, St. Johns	1,709
Edgewater, Volusia	1,664
Gibsonton, Hillsborough	1,664
Crystal River, Citrus	1,659
Carol City, Dade	1,658
Oldsmar, Pinellas	1,629
Lake Placid, Highlands	1,615
Dover, Hillsborough	1,614
Missing, Dade	1,608
Bonifay, Holmes	1,599
Apollo Beach, Hillsborough	1,595
Mayo, Lafayette	1,588
Coconut Grove, Dade	1,581
Hobe Sound, Martin	1,573
Debary, Volusia	1,563
Florida City, Dade	1,558
Palm Springs, Palm Beach	1,523
Pace, Santa Rosa	1,504
Crossings, Dade	1,492
Sun City Center, Hillsborough	1,485
Dunnellon, Marion	1,469
Atlantic Beach, Duval	1,453
Lake Butler, Union	1,424
Lantana, Palm Beach	1,397
Belleview, Marion	1,390
Alachua, Alachua	1,360
North Palm Beach, Palm Beach	1,360
Madison, Madison	1,352
Monticello, Jefferson	1,349
Biscayne Park, Dade	1,347
Williston, Levy	1,288
Safety Harbor, Pinellas	1,286
Ellenton, Manatee	1,283
Indiantown, Martin	1,281
South Miami, Dade	1,273
Graceville, Jackson	1,249
Jensen Beach, Martin	1,238
Lauderhill, Broward	1,232

# COVID-19: characteristics of 2,251,148 Florida resident cases

Data through May 16, 2021 verified as of May 17, 2021 at 09:25 AM

Data in this report are provisional and subject to change.

The table below includes the cities and counties of residence for cases in Florida residents based on the patient's ZIP Code.

Note that city is not always received as part of the initial notification and may be missing while the case is being investigated.

City and county	Cases
Satellite Beach, Brevard	1,224
Lecanto, Citrus	1,214
Newberry, Alachua	1,211
Century, Escambia	1,185
Beverly Hills, Citrus	1,170
Englewood, Charlotte	1,159
Havana, Gadsden	1,144
Hilliard, Nassau	1,132
El Portal, Dade	1,118
Freeport, Walton	1,110
Trenton, Gilchrist	1,110
Wilton Manors, Broward	1,104
Wildwood, Sumter	1,100
Nokomis, Sarasota	1,098
Keystone Heights, Clay	1,069
Key Largo, Monroe	1,061
Blountstown, Calhoun	1,056
Bushnell, Sumter	1,048
Jasper, Hamilton	1,045
Frostproof, Polk	1,044
Lauderdale Lakes, Broward	1,029
Medley, Dade	1,024
Hernando, Citrus	1,011
Wewahitchka, Gulf	1,007
Polk City, Polk	1,006
Mary Esther, Okaloosa	986
Dunnellon, Citrus	976
Sanderson, Baker	962
Minneola, Lake	953
Fellsmere, Indian River	953
Spring Hill, Pasco	942
Shalimar, Okaloosa	933
Fisher Island, Dade	924
Marco Island, Collier	914
Everglades National Park, Dade	910
Port Saint Joe, Gulf	908
Moore Haven, Glades	895
Trinity, Pasco	890
Chiefland, Levy	890
Sorrento, Lake	887
Cocoa Beach, Brevard	886
Thonotosassa, Hillsborough	883
Pahokee, Palm Beach	875
High Springs, Alachua	872
Fort Meade, Polk	865
Fruitland Park, Lake	859
Coleman, Sumter	854
South Bay, Palm Beach	843
Englewood, Sarasota	842
Bristol, Liberty	833
Cross City, Dixie	828
Indialantic, Brevard	828
Glen Saint Mary, Baker	817
Southwest Ranches, Broward	812
Crescent City, Putnam	797
Marathon, Monroe	796
Umatilla, Lake	790
West Melbourne, Brevard	773
Interlachen, Putnam	763

# COVID-19: characteristics of 2,251,148 Florida resident cases

Data through May 16, 2021 verified as of May 17, 2021 at 09:25 AM

Data in this report are provisional and subject to change.

The table below includes the cities and counties of residence for cases in Florida residents based on the patient's ZIP Code.

Note that city is not always received as part of the initial notification and may be missing while the case is being investigated.

City and county	Cases
Miramar Beach, Walton	761
Lake Alfred, Polk	754
Fort Myers Beach, Lee	751
Chattahoochee, Gadsden	735
Weeki Wachee, Hernando	727
Old Town, Dixie	726
Bowling Green, Hardee	721
Jacksonville, St. Johns	705
Olympia Heights, Dade	704
Uleta, Dade	701
Silver Springs, Marion	693
South Daytona, Volusia	692
Lawtey, Bradford	684
Fort White, Columbia	684
Neptune Beach, Duval	681
Coral, Dade	679
Surfside, Dade	657
Belle Isle, Orange	656
Palm Beach, Palm Beach	652
Gulfport, Pinellas	633
Bronson, Levy	632
Mascotte, Lake	631
Baker, Okaloosa	621
Bunnell, Flagler	619
Clearwater Beach, Pinellas	612
Rotunda West, Charlotte	588
Sneads, Jackson	573
Mims, Brevard	571
Myakka City, Manatee	568
Hawthorne, Alachua	560
Jay, Santa Rosa	556
Dundee, Polk	549
Oxford, Sumter	548
Alva, Lee	544
Cape Canaveral, Brevard	537
Carrabelle, Franklin	537
Oakland, Orange	531
Tavernier, Monroe	527
Ocklawaha, Marion	523
Zolfo Springs, Hardee	522
Missing, Volusia	520
Citra, Marion	518
Melbourne Beach, Brevard	517
Indian Harbour Beach, Brevard	516
Florida State University, Leon	512
Bal Harbour, Dade	509
Sweetwater, Dade	509
Cottondale, Jackson	509
Flagler Beach, Flagler	504
Molino, Escambia	494
Celebration, Osceola	493
Midway, Gadsden	491
Youngstown, Bay	487
Webster, Sumter	485
East Palatka, Putnam	478
Bell, Gilchrist	464
Altha, Calhoun	453
De Leon Springs, Volusia	448
Branford, Suwannee	443

# COVID-19: characteristics of 2,251,148 Florida resident cases

Data through May 16, 2021 verified as of May 17, 2021 at 09:25 AM

Data in this report are provisional and subject to change.

The table below includes the cities and counties of residence for cases in Florida residents based on the patient's ZIP Code.

Note that city is not always received as part of the initial notification and may be missing while the case is being investigated.

City and county	Cases
Eagle Lake, Polk	443
Apalachicola, Franklin	436
West Miami, Dade	435
Missing, Orange	432
Archer, Alachua	428
Haverhill, Palm Beach	425
Osprey, Sarasota	420
Floral City, Citrus	416
Ave Maria, Collier	412
Chuluota, Seminole	411
Tequesta, Palm Beach	402
Lake Park, Palm Beach	401
Holly Hill, Volusia	400
Centerville, Leon	397
Hastings, St. Johns	396
Grand Island, Lake	385
Pierson, Volusia	385
Grand Ridge, Jackson	380
Raiford, Union	376
Montverde, Lake	371
Gotha, Orange	350
Indian Rocks Beach, Pinellas	349
Malabar, Brevard	349
Hallandale Beach, Broward	347
Alafaya, Orange	345
Bryceville, Nassau	344
Greenville, Madison	340
Satsuma, Putnam	336
Vernon, Washington	335
Fort McCoy, Marion	333
Kenneth City, Pinellas	331
Elkton, St. Johns	330
Lake Panasoffkee, Sumter	329
Malone, Jackson	322
Sebastian, Brevard	321
Melrose, Putnam	320
Jennings, Hamilton	319
Reddick, Marion	319
Belleair, Pinellas	311
Laurel Hill, Okaloosa	310
Eastpoint, Franklin	310
Anthony, Marion	309
San Antonio, Pasco	309
Geneva, Seminole	307
Morrison, Levy	306
Winter Park, Seminole	303
Valparaiso, Okaloosa	302
Westville, Holmes	302
Greenacres, Palm Beach	302
Lehigh, Lee	297
O'Brien, Suwannee	294
Greenwood, Jackson	286
Fern Park, Seminole	283
Kindred, Osceola	281
Ponce De Leon, Holmes	279
South Pasadena, Pinellas	269
Eglin Air Force Base, Okaloosa	267
Inlet Beach, Walton	262
Weirsdale, Marion	261

# COVID-19: characteristics of 2,251,148 Florida resident cases

Data through May 16, 2021 verified as of May 17, 2021 at 09:25 AM

Data in this report are provisional and subject to change.

The table below includes the cities and counties of residence for cases in Florida residents based on the patient's ZIP Code.

Note that city is not always received as part of the initial notification and may be missing while the case is being investigated.

City and county	Cases
Poinciana, Polk	260
University Of Central Fl, Orange	260
Islamorada, Monroe	259
Sanibel, Lee	259
Edgewood, Orange	252
Cutler Bay, Dade	247
Fountain, Bay	246
White Springs, Hamilton	246
Longboat Key, Manatee	245
Lee, Madison	245
Southport, Bay	242
Saint James City, Lee	238
Gretna, Gadsden	237
Madeira Beach, Pinellas	229
Hosford, Liberty	229
Howey-In-The-Hills, Lake	228
Astatula, Lake	228
Wellborn, Suwannee	226
Lakewood Ranch, Manatee	225
Holt, Okaloosa	223
Juno Beach, Palm Beach	221
Lake Helen, Volusia	219
Lauderdale By The Sea, Broward	219
Atlantis, Palm Beach	219
Babson Park, Polk	218
Holmes Beach, Manatee	215
Mcdavid, Escambia	214
Osteen, Volusia	211
Micanopy, Alachua	209
Bay Harbor Islands, Dade	208
Altoona, Lake	206
Center Hill, Sumter	200
Zellwood, Orange	200
Sopchoppy, Wakulla	199
Azalea Park, Orange	198
Alford, Jackson	194
Mcalpin, Suwannee	192
Bokeelia, Lee	191
The Villages, Lake	188
Viera, Brevard	186
The Villages, Marion	183
Golden Beach, Dade	183
Hypoluxo, Palm Beach	182
Missing, Lee	181
Odessa, Pasco	181
Mangonia Park, Palm Beach	178
Pomona Park, Putnam	178
Paisley, Lake	174
Summerland Key, Monroe	173
Oak Hill, Volusia	173
Rocky Point, Hillsborough	172
Ponce Inlet, Volusia	169
University Of Fl, Alachua	168
University Of Miami, Dade	167
Grant-Valkaria, Brevard	166
Caryville, Washington	163
Lutz, Pasco	163
Bay Lake, Orange	161
Sumterville, Sumter	161

# COVID-19: characteristics of 2,251,148 Florida resident cases

Data through May 16, 2021 verified as of May 17, 2021 at 09:25 AM

Data in this report are provisional and subject to change.

The table below includes the cities and counties of residence for cases in Florida residents based on the patient's ZIP Code.

Note that city is not always received as part of the initial notification and may be missing while the case is being investigated.

City and county	Cases
Hollister, Putnam	158
Lockhart, Orange	157
Citrus Springs, Citrus	155
Christmas, Orange	153
Big Pine Key, Monroe	152
Hiwassee, Orange	151
Carrollwood, Hillsborough	149
Lady Lake, Sumter	148
San Mateo, Putnam	148
Inglis, Levy	148
Missing, Pinellas	142
West Park, Broward	141
University Of Central Florida, Orange	139
Missing, St. Johns	139
Clair-Mel City, Hillsborough	139
Lake Hamilton, Polk	136
Buena Ventura Lakes, Osceola	136
Baldwin, Duval	135
Harmony, Osceola	134
Cloud Lake, Palm Beach	134
Clarksville, Calhoun	132
Apopka, Seminole	131
Hampton, Bradford	131
Kendall, Dade	131
Missing, Sumter	131
Placida, Charlotte	128
Steinhatchee, Taylor	127
Matlacha, Lee	124
Belleair Beach, Pinellas	124
City Of Sunrise, Broward	124
Seville, Volusia	123
Temple Terrace, Hillsborough	121
Dania Beach, Broward	120
Tierra Verde, Pinellas	120
Lighthouse Point, Broward	120
Sunny Isles Beach, Dade	117
Barry University, Dade	117
Astor, Lake	116
Saint Leo, Pasco	116
Callaway, Bay	116
Dinsmore, Duval	115
Hurlburt Field, Okaloosa	113
Panacea, Wakulla	113
Cedar Key, Levy	113
Bradenton Beach, Manatee	110
Florahome, Putnam	109
Canal Point, Palm Beach	108
Brooker, Bradford	107
Princeton, Dade	106
Lamont, Jefferson	105
Waldo, Alachua	104
Barefoot Bay, Brevard	102
Fruit Cove, St. Johns	101
Tyndall Air Force Base, Bay	100
Kathleen, Polk	99
Florida Gulf Coast Univ, Lee	99
Missing, Lake	99
South Fort Myers, Lee	98
University Of South Florida, Hillsborough	97

# COVID-19: characteristics of 2,251,148 Florida resident cases

Data through May 16, 2021 verified as of May 17, 2021 at 09:25 AM

Data in this report are provisional and subject to change.

The table below includes the cities and counties of residence for cases in Florida residents based on the patient's ZIP Code.

Note that city is not always received as part of the initial notification and may be missing while the case is being investigated.

City and county	Cases
Bascom, Jackson	96
Ocean Ridge, Palm Beach	95
Lorida, Highlands	94
Crystal Beach, Pinellas	94
Pinetta, Madison	93
Maitland, Seminole	92
Fort Denaud, Hendry	90
F M, Lee	89
Missing, St. Lucie	88
Saint Pete Beach, Pinellas	88
Yalaha, Lake	87
Missing, Marion	85
Boca Grande, Lee	83
Welaka, Putnam	82
Patrick Air Force Base, Brevard	81
Wekiwa Springs, Seminole	80
Eatonville, Orange	80
Palma Ceia, Hillsborough	76
North Venice, Sarasota	76
Miami Springs, Dade	73
Avon Park, Polk	73
Anna Maria, Manatee	72
Cudjoe Key, Monroe	72
Missing, Duval	72
Campbellton, Jackson	72
Ochopee, Collier	71
Missing, Palm Beach	69
Air Mail Facility, Dade	69
Reunion, Osceola	69
Georgetown, Putnam	69
Northdale, Hillsborough	68
Stock Island, Monroe	68
Felda, Hendry	68
Greensboro, Gadsden	67
Destin, Walton	67
Missing, Pasco	67
Treasure Island, Pinellas	64
North Redington Beach, Pinellas	64
Micco, Brevard	60
Duette, Manatee	60
Mexico Beach, Bay	60
Bellview, Escambia	59
Bonita Beach, Lee	59
University Of Tampa, Hillsborough	59
Lake Suzy, Desoto	58
Highland City, Polk	58
Orlando, Seminole	58
Okahumpka, Lake	58
Singer Island, Palm Beach	57
Walnut Hill, Escambia	57
Ona, Hardee	56
Miami, Broward	56
Green Acres, Palm Beach	56
Miromar Lakes, Lee	55
Heathrow, Seminole	54
Aloma, Orange	54
Enterprise, Volusia	54
Missing, Santa Rosa	54
Naranja, Dade	53



# COVID-19: characteristics of 2,251,148 Florida resident cases

Data through May 16, 2021 verified as of May 17, 2021 at 09:25 AM

Data in this report are provisional and subject to change.

The table below includes the cities and counties of residence for cases in Florida residents based on the patient's ZIP Code.

Note that city is not always received as part of the initial notification and may be missing while the case is being investigated.

City and county	Cases
Stetson University, Volusia	52
Orlando, Dade	52
Town N Country, Hillsborough	52
Intercession City, Osceola	51
Palm Beach Shores, Palm Beach	51
Salt Springs, Marion	51
Terra Ceia, Manatee	50
Florida International Univ, Dade	50
Waverly, Polk	50
Missing, Broward	49
Bayonet Point, Pasco	48
Kenansville, Osceola	47
Cinco Bayou, Okaloosa	47
Eaton Park, Polk	47
Florence Villa, Polk	47
Missing, Hillsborough	46
Ebro, Washington	45
Miami Shores, Dade	45
Village Wellington, Palm Beach	45
Sugarloaf Key, Monroe	45
Key Colony Beach, Monroe	45
Orlando, Osceola	44
Sewalls Point, Martin	44
Manalapan, Palm Beach	43
North Bay Village, Dade	43
Missing, Seminole	43
Lacoochee, Pasco	43
Gulf Breeze, Escambia	43
Lakeshore, Polk	42
Village Of Wellington, Palm Beach	42
Ridge Manor, Pasco	42
Bradley, Polk	42
Cortez, Manatee	41
Bayshore Gardens, Manatee	41
Hialeah Gardens, Dade	41
Poinciana, Osceola	41
Saint Johns, Duval	40
Bonaventure, Broward	40
Pine Hills, Orange	40
Florida A And M University, Leon	39
Davenport, Osceola	39
Westlake, Palm Beach	39
Eloise, Polk	39
Pasadena, Pinellas	39
Univ Of FI Student Dorms, Alachua	39
Jupiter, Martin	38
Ponte Vedra, Duval	38
Highland Beach, Palm Beach	37
Lealman, Pinellas	37
Bay Pines, Pinellas	37
Tice, Lee	37
Lulu, Columbia	37
Orlando, Volusia	37
Orlando, Broward	37
Venus, Highlands	36
Homeland, Polk	36
Palm Shores, Brevard	35
Orlando, Polk	35
Pine Castle, Orange	35

# COVID-19: characteristics of 2,251,148 Florida resident cases

Data through May 16, 2021 verified as of May 17, 2021 at 09:25 AM

Data in this report are provisional and subject to change.

The table below includes the cities and counties of residence for cases in Florida residents based on the patient's ZIP Code.

Note that city is not always received as part of the initial notification and may be missing while the case is being investigated.

City and county	Cases
Hallandale Beach, Broward	34
Flemington, Marion	34
Siesta Key, Sarasota	34
City Of Westlake, Palm Beach	34
Sydney, Hillsborough	33
Little Torch Key, Monroe	33
Indian Lake Estates, Polk	33
Dowling Park, Suwannee	33
Mcintosh, Marion	32
Kinard, Calhoun	32
Bagdad, Santa Rosa	32
Wekiva Springs, Seminole	32
Alturas, Polk	32
Palmdale, Glades	31
South Palm Beach, Palm Beach	31
Nocatee, Desoto	31
Homosassa Springs, Citrus	31
Saint Marks, Wakulla	30
Westchase, Hillsborough	30
Penney Farms, Clay	30
Missing, Brevard	30
Chokoloskee, Collier	29
Bonita Springs, Collier	29
Archer, Levy	29
Pembroke Park, Broward	29
Missing, Manatee	29
New Smyrna, Volusia	28
Missing, Citrus	28
Missing, Indian River	28
Tangerine, Orange	28
Horseshoe Beach, Dixie	28
Sparr, Marion	28
Long Key, Monroe	27
Caryville, Holmes	27
Florida State, Leon	27
Hawthorne, Putnam	27
Orange Lake, Marion	27
Balm, Hillsborough	27
Fort Lauderdale, Dade	26
Orlando, Hillsborough	26
Earleton, Alachua	26
Labelle, Glades	26
Paxton, Walton	26
Redington Shores, Pinellas	26
South Miami Heights, Dade	25
Pensacola Beach, Santa Rosa	25
Yankeetown, Levy	25
Loughman, Polk	25
Tioga, Alachua	25
Missing, Monroe	25
Missing, Escambia	25
Goulds, Dade	24
Santa Fe, Alachua	24
Union Park, Orange	24
Wabasso, Indian River	24
Boca Raton, Broward	24
Bostwick, Putnam	24
La Crosse, Alachua	24
Buckingham, Lee	24

# COVID-19: characteristics of 2,251,148 Florida resident cases

Data through May 16, 2021 verified as of May 17, 2021 at 09:25 AM

Data in this report are provisional and subject to change.

The table below includes the cities and counties of residence for cases in Florida residents based on the patient's ZIP Code.

Note that city is not always received as part of the initial notification and may be missing while the case is being investigated.

City and county	Cases
Mango, Hillsborough	22
Kissimmee, Orange	22
Laud-By-The-Sea, Broward	22
Ramrod Key, Monroe	22
Missing, Okaloosa	22
Champions Gate, Polk	22
Florida Dept Of Corrections, Union	22
Fort Ogden, Desoto	22
Wausau, Washington	22
Plymouth, Orange	22
Citrus Ridge, Indian River	22
Crystal Springs, Pasco	22
Branford, Lafayette	22
Mexico Beach, Gulf	22
Florida International University, Dade	22
Sun City, Hillsborough	21
Perdido Key, Escambia	21
Everglades City, Collier	21
Bonifay, Washington	21
Lake Como, Putnam	21
Jensen Beach, St. Lucie	21
Missing, Collier	21
Candler, Marion	21
Parker, Bay	21
Golden Oak, Orange	20
Hollywood, Dade	20
Lowell, Marion	20
Brooksville, Pasco	20
Trenton, Levy	20
Indian River Shores, Indian River	20
Goodland, Collier	20
Nalcrest, Polk	20
High Springs, Gilchrist	19
Maxville, Duval	19
Webster, Hernando	19
Gulf Stream, Palm Beach	19
Babcock Ranch, Lee	19
Miami, Unknown	19
Johns Pass Village, Pinellas	19
Lake Buena Vista, Orange	19
Orlando, Palm Beach	19
Wildlight, Nassau	19
Forest City, Orange	18
Trilby, Pasco	18
West Panama City Beach, Bay	18
Belleair Bluffs, Pinellas	18
Hillsboro Beach, Broward	18
Nichols, Polk	18
Mount Dora, Orange	18
Florida State Univ Admin, Leon	18
Babcock Ranch, Charlotte	18
Lakewood Ranch, Sarasota	18
Tallevast, Manatee	18
Shady Hills, Pasco	17
Hutchinson Island, St. Lucie	17
Missing, Bay	17
Missing, Martin	17
Braden River, Manatee	17
Miami Gardens, Broward	17

# COVID-19: characteristics of 2,251,148 Florida resident cases

Data through May 16, 2021 verified as of May 17, 2021 at 09:25 AM

Data in this report are provisional and subject to change.

The table below includes the cities and counties of residence for cases in Florida residents based on the patient's ZIP Code.

Note that city is not always received as part of the initial notification and may be missing while the case is being investigated.

City and county	Cases
Lake Monroe, Seminole	17
Graceville, Holmes	17
Hialeah, Broward	17
Daytona Beach Shores, Volusia	17
Deer Island, Lake	17
Wewahitchka, Calhoun	16
Lake City, Suwannee	16
Woodville, Leon	16
Otter Creek, Levy	16
Watersound, Walton	16
Graham, Bradford	16
Suwannee, Dixie	16
Gulf Hammock, Levy	16
Hernando Beach, Hernando	16
White Springs, Columbia	16
Indian Creek Village, Dade	15
Dade City, Hernando	15
Village Of Palmetto Bay, Dade	15
Eau Gallie, Brevard	15
Orlando, Lake	15
Saint Lucie West, St. Lucie	15
Orlando, Pinellas	15
Winter Garden, Lake	15
Murdock, Charlotte	14
Choctaw Beach, Okaloosa	14
Wahneta, Polk	14
Durant, Hillsborough	14
Laurel Hill, Walton	14
Virginia Gardens, Dade	14
Kingsley Lake, Bradford	14
Copeland, Collier	14
Los Angeles, Dade	14
Gonzalez, Escambia	13
Steinhatchee, Dixie	13
Umatilla, Marion	13
Mount Plymouth, Lake	13
Holder, Citrus	13
Elfers, Pasco	13
Roseland, Indian River	13
Grandin, Putnam	13
Long Boat Key, Manatee	13
Orlando, Brevard	13
Saint George Island, Franklin	13
Unknown, Dade	13
Alys Beach, Bay	13
Fort Charlotte, Charlotte	13
Gibsonia, Polk	13
East Lake, Marion	12
Redington Beach, Pinellas	12
Missing, Sarasota	12
Goldenrod, Seminole	12
Captiva, Lee	12
Leisure City, Dade	12
Citrus Hills, Citrus	12
Fanning Springs, Gilchrist	12
Missing, Putnam	12
Naples, Lee	12
Rosemary Beach, Walton	12
Pensacola Beach, Escambia	12

# COVID-19: characteristics of 2,251,148 Florida resident cases

Data through May 16, 2021 verified as of May 17, 2021 at 09:25 AM

Data in this report are provisional and subject to change.

The table below includes the cities and counties of residence for cases in Florida residents based on the patient's ZIP Code.

Note that city is not always received as part of the initial notification and may be missing while the case is being investigated.

City and county	Cases
Missing, Nassau	11
Cypress, Jackson	11
Greenville, Taylor	11
Day, Lafayette	11
Deerfield Beach, Palm Beach	11
Missing, Polk	11
Sea Ranch Lakes, Broward	11
Telogia, Liberty	10
Missing, Taylor	10
Barberville, Volusia	10
Innovation, Pasco	10
University Park, Manatee	10
Worthington Springs, Union	10
Seacrest, Walton	10
Briny Breezes, Palm Beach	10
Basinger, Okeechobee	10
Perrine, Dade	10
Orlando, Leon	10
Orlando, Duval	10
Haines Creek, Lake	10
Forest City, Seminole	10
Ozona, Pinellas	10
Rubonia, Manatee	10
Ybor City, Hillsborough	9
Keystone Heights, Bradford	9
Lamont, Madison	9
Lloyd, Jefferson	9
Saint Augustine, Duval	9
West Delray Beach, Palm Beach	9
Grant Valkaria, Brevard	9
High Springs, Columbia	9
Nobleton, Hernando	9
Pine Ridge, Citrus	9
Beverly Beach, Flagler	9
Saint Augustine Beach, St. Johns	9
Putnam Hall, Putnam	9
Ferndale, Lake	9
Cottdale, Washington	9
Scottsmoor, Brevard	9
Palma Sola, Manatee	9
Missing, Clay	8
Jerome, Collier	8
Ponce De Leon, Walton	8
Fairfield, Marion	8
Cross Creek, Alachua	8
Indian Shores, Pinellas	8
Missing, Jackson	8
Quail Heights, Dade	8
Palm City, St. Lucie	8
Seybold, Dade	8
White City, Gulf	8
Anastasia Island, St. Johns	8
Salem, Taylor	8
Oneco, Manatee	8
Orange Springs, Marion	8
Weirsdale, Lake	8
Evinston, Alachua	8
Inglis, Citrus	7
Fernandina, Nassau	7

# COVID-19: characteristics of 2,251,148 Florida resident cases

Data through May 16, 2021 verified as of May 17, 2021 at 09:25 AM

Data in this report are provisional and subject to change.

The table below includes the cities and counties of residence for cases in Florida residents based on the patient's ZIP Code.

Note that city is not always received as part of the initial notification and may be missing while the case is being investigated.

City and county	Cases
East Rockland Key, Monroe	7
Missing, Flagler	7
Orange Park, Duval	7
Port Saint John, Brevard	7
Morriston, Marion	7
Orlando, Pasco	7
Longboat Key, Sarasota	7
Switzerland, St. Johns	7
Maitland, Volusia	7
Aripeka, Pasco	7
Deland, Lake	7
Valkaria, Brevard	7
River Ranch, Polk	7
Niceville, Walton	7
Orlando, Alachua	7
Okeechobee, Glades	7
Punta Gorda, Lee	6
Holt, Santa Rosa	6
Inlet Beach, Bay	6
Jacksonville, Clay	6
Missing, Leon	6
Missing, Hernando	6
Orlando, Flagler	6
Orlando, Marion	6
Oklawaha, Marion	6
Shady Grove, Taylor	6
Sunny Hills, Washington	6
Port Salerno, Martin	6
Ridge Manor Estates, Sumter	6
Winter Park, Polk	6
Winderemere, Orange	6
Lake Worth, Broward	6
Maitland, Hillsborough	6
Grove City, Charlotte	6
Coco River, Collier	6
Eglin, Okaloosa	6
Bruce, Holmes	6
Missing, Walton	6
Labelle, Lee	6
Miramar, Dade	6
Missing, Osceola	6
Duck Key, Monroe	6
Newberry, Gilchrist	6
San Carlos Park, Lee	6
Miccosukee, Leon	6
Glenwood, Volusia	6
Clarcona, Orange	6
Orchid, Indian River	6
Point Washington, Walton	6
Mayport Naval Station, Duval	6
Lake Butler, Bradford	6
Maitland, Osceola	6
Missing, Unknown	6
Bradenton, Sarasota	6
Ocoee, Lake	6
Okeechobee, Martin	5
Orlando, Manatee	5
Pompano Beach, Palm Beach	5
Passport, Unknown	5

# COVID-19: characteristics of 2,251,148 Florida resident cases

Data through May 16, 2021 verified as of May 17, 2021 at 09:25 AM

Data in this report are provisional and subject to change.

The table below includes the cities and counties of residence for cases in Florida residents based on the patient's ZIP Code.

Note that city is not always received as part of the initial notification and may be missing while the case is being investigated.

City and county	Cases
Wakulla Springs, Wakulla	5
Cypress Gardens, Polk	5
Island Grove, Alachua	5
Jonesville, Alachua	5
Missing, Alachua	5
Delray Beach, Broward	5
Alys Beach, Walton	5
Seacrest, Bay	5
Williston, Marion	5
Okeechobee, Osceola	5
Cape Haze, Charlotte	5
Bayou George, Bay	5
Boynton Beach, Broward	5
Fort Lauderdale, Palm Beach	5
Jacksonville Naval Air Station, Duval	5
Missing, Highlands	5
Missing, Columbia	5
Ebro, Bay	5
Highland Park, Polk	5
Los Angeles, Broward	5
Westchester, Dade	5
Mid Florida, Seminole	5
Ocean Breeze, Martin	5
Milton, Escambia	5
Greenville, Jefferson	5
Mayport, Duval	5
Clermont, Polk	5
Pass, Unknown	5
Stuart, St. Lucie	5
Miami, Palm Beach	5
Lake Geneva, Clay	5
Live Oak, Madison	4
Loxahatchee Groves, Palm Beach	4
West Bradenton, Manatee	4
Marina Del Rey, Dade	4
Melrose, Bradford	4
Jacksonville, Dade	4
Arcadia, Hillsborough	4
Lake Harbor, Palm Beach	4
Glen Ridge, Palm Beach	4
Coconut Creek, Palm Beach	4
Orem, Palm Beach	4
Branford, Gilchrist	4
Clewiston, Palm Beach	4
Conch Key, Monroe	4
North Fort Myers, Charlotte	4
Sharpes, Brevard	4
Sugarloaf, Monroe	4
Wacissa, Jefferson	4
Lazy Lake, Broward	4
Lamont, Taylor	4
Sandestin, Walton	4
Pompano Beach, Dade	4
Bella Collina, Lake	4
Bonnie, Dade	4
El Jobean, Charlotte	4
Marathon Shores, Monroe	4
Hinsdale, Manatee	4
International Service Center, Dade	4

# COVID-19: characteristics of 2,251,148 Florida resident cases

Data through May 16, 2021 verified as of May 17, 2021 at 09:25 AM

Data in this report are provisional and subject to change.

The table below includes the cities and counties of residence for cases in Florida residents based on the patient's ZIP Code.

Note that city is not always received as part of the initial notification and may be missing while the case is being investigated.

City and county	Cases
Indian Rock Beach, Pinellas	4
Cape San Blas, Gulf	4
Bowling Green, Polk	4
Plantation Key, Monroe	4
North Miami Beach, Broward	4
Monticello, Madison	3
Samoset, Manatee	3
Vernon, Bay	3
Apopka, Lake	3
Crestview, Walton	3
Cross Key, Monroe	3
Fernandina Beach, Duval	3
Fpo, Duval	3
Green Cove Springs, Duval	3
Mayport Naval Housing, Duval	3
Julington Creek, St. Johns	3
Jupiter Island, Martin	3
Kathleen, Pasco	3
Marco Island, Lee	3
Mims, Volusia	3
Miami Beach, Unknown	3
Missing, Washington	3
Ocean Reef Club, Monroe	3
Alford, Washington	3
Altamonte Springs, Orange	3
Port St. Lucie, St. Lucie	3
Orlando, Escambia	3
Pass-A-Grille, Pinellas	3
Winter Park, Volusia	3
Vero Beach, St. Lucie	3
Land O Lakes, Hillsborough	3
Lady Lake, Marion	3
Homeless, Hillsborough	3
Jacksonville , Duval	3
Brooklyn, Broward	3
Ft Pierce, St. Lucie	3
Westville, Walton	3
Orlo Vista, Orange	3
Pembroke Lakes, Broward	3
Milligan, Okaloosa	3
Sorrento, Orange	3
Stuart, Palm Beach	3
University Of Central Fl, Hillsborough	3
Coraopolis, Citrus	3
Champions Gate, Osceola	3
Chicago, Lee	3
Dearborn, Dade	3
Bristol, Calhoun	3
Aventura, Broward	3
Jacksonville, Alachua	3
Marina Del Rey, Broward	3
Pp, Dade	3
Woodside, Broward	3
Wimauma, Manatee	3
Brewton, Escambia	3
Apopka, Broward	3
Lanark Village, Franklin	3
Maitland, Polk	3
Inverness, Polk	3



# COVID-19: characteristics of 2,251,148 Florida resident cases

Data through May 16, 2021 verified as of May 17, 2021 at 09:25 AM

Data in this report are provisional and subject to change.

The table below includes the cities and counties of residence for cases in Florida residents based on the patient's ZIP Code.

Note that city is not always received as part of the initial notification and may be missing while the case is being investigated.

City and county	Cases
Pass, Dade	3
Vero Beach, Brevard	3
Miami Shores, Broward	3
Pineland, Lee	3
Tampa Palms, Hillsborough	3
Tampa, Pinellas	3
Tarpon Springs, Pasco	3
Winter Garden, Seminole	3
Clermont, Orange	3
Ludlam, Dade	3
Laurel, Sarasota	3
West Palm Beach, Broward	3
Wildwood, Marion	3
Village Of Golf, Palm Beach	3
Port Saint Lucie, Martin	3
Palm Coast, Volusia	3
Saint Augusaintine Beach, St. Johns	3
Saint Petersburg, Hillsborough	3
Loxahatchee, Broward	3
Lynbrook, Broward	3
Miami, Orange	3
Lake City, Duval	3
Lakeland, Hillsborough	3
Immokalee, Lee	3
Hallandale Beach, Dade	3
Bradington, Manatee	3
Blountstown, Liberty	3
Blountstown, Jackson	2
Alligator Point, Franklin	2
Crawfordville, Leon	2
Eatonville, Lake	2
Lawtey, Union	2
Lehigh Acres, Dade	2
Miami, Hillsborough	2
Lutz, Pinellas	2
Los Angeles, Okaloosa	2
Louisville, Manatee	2
Orlando, Unknown	2
Phoenix, Lake	2
Opa Locka, Broward	2
None, Dade	2
Navarre, Okaloosa	2
Mount Pleasant, Gadsden	2
Upper Key Largo, Monroe	2
University Of Central Florida, Brevard	2
Seven Springs, Pasco	2
West Villages, Sarasota	2
Zellwood, Lake	2
Lecanto, Marion	2
Lake Helen, Orange	2
Maitland, Leon	2
Melrose, Alachua	2
Fort Pierce, Martin	2
Fort Myers, Collier	2
Doctors Inlet, Clay	2
Bronx, Seminole	2
Bonifay, Jackson	2
Bonnie, Duval	2
Bonnie, Sarasota	2

# COVID-19: characteristics of 2,251,148 Florida resident cases

Data through May 16, 2021 verified as of May 17, 2021 at 09:25 AM

Data in this report are provisional and subject to change.

The table below includes the cities and counties of residence for cases in Florida residents based on the patient's ZIP Code.

Note that city is not always received as part of the initial notification and may be missing while the case is being investigated.

City and county	Cases
West Palm Beach, Dade	2
Weston, Dade	2
Winter Park, Leon	2
Orlando, Charlotte	2
Palm Springs North, Dade	2
Redland, Dade	2
St John, Broward	2
Olustee, Baker	2
Orlando, Santa Rosa	2
West Point, Lee	2
University Of Central Florida, Broward	2
Saint Teresa, Wakulla	2
Maitland, Pasco	2
Orlando, Okaloosa	2
North Miami, Broward	2
Miamt, Dade	2
Knoxville, Escambia	2
Homeless, Dade	2
Florida Power & Light Co, Dade	2
Amelia City, Nassau	2
Alligator Point, Wakulla	2
Casselberry, Orange	2
Chipley, Jackson	2
Maitland, Lake	2
Killarney, Orange	2
Jan Phyl Village, Polk	2
Hialeah Lakes, Dade	2
Hialeah, Orange	2
Moore Haven, Hendry	2
Naples, Broward	2
Cassadaga, Volusia	2
Fort Walton Beach, Walton	2
Duke Field Air Force Station, Okaloosa	2
Dunnellon, Levy	2
Yalhala, Lake	2
Pp, Unknown	2
Provo, Broward	2
University Of Central Florida, Palm Beach	2
University Of Central Florida, Pinellas	2
Sumatra, Liberty	2
Pensacola, Santa Rosa	2
Melrose, Clay	2
Longview, Dade	2
Kissimmee, Unknown	2
Jacksonville Naval Hospital, Duval	2
Hosford, Calhoun	2
Dfafs, Okaloosa	2
Wauchula, Desoto	2
Yeehaw, Okeechobee	2
Tampa, Hernando	2
Noma, Holmes	2
Sebring, Desoto	2
Saint Lucie Village, St. Lucie	2
Ormond Beach, Flagler	2
Pembroke Pines, Dade	2
Northport, Sarasota	2
Saint Marys, Nassau	2
Port Saint Lucie, Palm Beach	2
Red Bay, Holmes	2

# COVID-19: characteristics of 2,251,148 Florida resident cases

Data through May 16, 2021 verified as of May 17, 2021 at 09:25 AM

Data in this report are provisional and subject to change.

The table below includes the cities and counties of residence for cases in Florida residents based on the patient's ZIP Code.

Note that city is not always received as part of the initial notification and may be missing while the case is being investigated.

City and county	Cases
West Lafayette, Broward	2
Windermere, Lake	2
Woodstock, Lee	2
Sutton, Pasco	2
Tequesta, Martin	2
Town Of Nocatee, St. Johns	2
Fort Lauderdale, Alachua	2
Bay Harbor Islands, Unknown	2
Alachua, Duval	2
Carl Fisher, Dade	2
Cross City, Taylor	2
Inwood, Broward	2
Jupiter, Dade	2
Micanopy, Marion	2
Tampa, Duval	2
Venice, Dade	2
Winter Springs, Orange	2
Windermere, Hillsborough	2
Pompano Beach, Osceola	2
Port Charlotte, Lee	2
Sand Lake, Orange	2
Swansea, Lee	2
Union, Manatee	2
University Of Central Fl, Seminole	2
At Large, Broward	2
Boys Ranch, Suwannee	2
Eatonville, Polk	2
Okeechobee, Highlands	2
New Port Richey, Hillsborough	2
Miami, Martin	2
Long Beach, Orange	2
Labelle, Collier	2
Jena, Taylor	2
Fort Pierce, Brevard	2
Marysville, Dade	2
Lake Clarke Shores, Palm Beach	2
Fl State Univ Student, Leon	2
Defuniak Springs, Okaloosa	2
Cibolo, Orange	2
Claysville, Hernando	2
Crescent Beach, Sarasota	2
Callahan, Duval	2
Tampa, Broward	2
Tarpon Springs, Hillsborough	2
Port Canaveral, Brevard	2
South Miami, Broward	2
Monument, Broward	2
Orlando, St. Lucie	2
Orlando, Walton	1
Oviedo, Lake	1
Orlando, St. Johns	1
Ocala, Duval	1
Orem, Dade	1
Orlando, Citrus	1
Orlando, Collier	1
Orlando, Hernando	1
Morrisville, Palm Beach	1
Myrtle Beach, Broward	1
Nashville, Palm Beach	1

# COVID-19: characteristics of 2,251,148 Florida resident cases

Data through May 16, 2021 verified as of May 17, 2021 at 09:25 AM

Data in this report are provisional and subject to change.

The table below includes the cities and counties of residence for cases in Florida residents based on the patient's ZIP Code.

Note that city is not always received as part of the initial notification and may be missing while the case is being investigated.

City and county	Cases
North Brunswick, St. Lucie	1
North Grafton, Dade	1
Notrealville, Polk	1
St Cloud, Orange	1
St Helena Is, Dade	1
Rye, Palm Beach	1
Saint Petersburg, Bay	1
Plantation, Leon	1
Pooler, Broward	1
Pensacola, Dade	1
Panomo City, Bay	1
Parrish, Sarasota	1
Ridgewood, Lee	1
Roayl Palm Beach, Palm Beach	1
Roseville, Broward	1
Punta Gorda, Sarasota	1
Putnam, Putnam	1
Tinley Park, Manatee	1
Twentynine Palms, Broward	1
Vernon, Walton	1
Unknown, Manatee	1
Venezuela, Unknown	1
Waukesha, Volusia	1
Whippany, Volusia	1
Wilmington, Charlotte	1
Windermere, Alachua	1
Winfield, Hillsborough	1
Winter Garden, Unknown	1
Winter Park, Brevard	1
Xifamk, Dade	1
Buffalo, Dade	1
Canton, Duval	1
Brunswick, Polk	1
Bryceville, Duval	1
Bradentom, Manatee	1
Bradenton, Lee	1
Boca Raton, Dade	1
Boca Raton, Madison	1
Bogota, Unknown	1
Bal Harbour, Broward	1
Atlanta, Walton	1
Attalla, Broward	1
Auburn, Palm Beach	1
Autaugaville, Broward	1
Apopka, Volusia	1
Alachua, Suwannee	1
Alafaya, Broward	1
Alafaya, Pinellas	1
Crestview, Broward	1
Clearwater, Leon	1
Charlotte, Alachua	1
Crystal River, Marion	1
Dade City, Unknown	1
Dalecity, Okaloosa	1
Daytona Beach, Orange	1
Deerfield Beach, Polk	1
Dona Vista, Lake	1
East Setauket, Palm Beach	1
El Dorado, Palm Beach	1

# COVID-19: characteristics of 2,251,148 Florida resident cases

Data through May 16, 2021 verified as of May 17, 2021 at 09:25 AM

Data in this report are provisional and subject to change.

The table below includes the cities and counties of residence for cases in Florida residents based on the patient's ZIP Code.

Note that city is not always received as part of the initial notification and may be missing while the case is being investigated.

City and county	Cases
Fayetteville, Broward	1
Fellsmere, Brevard	1
Florida City, Unknown	1
Fort Lauderdale, Collier	1
Fort Myers, Alachua	1
Fleming Island, Duval	1
Glen Saint Mary, Duval	1
Golf, Palm Beach	1
Gainesville, Levy	1
Greensboro, Leon	1
Great Neck, Dade	1
Jacksonville, Baker	1
Jacksonville, Marion	1
Jupiter Inlet, Palm Beach	1
Holiday, Hillsborough	1
Immokalee, Walton	1
Lake Forest, Collier	1
Key West, Palm Beach	1
Kilgore, Dade	1
Land O Lakes, Unknown	1
Lawton, Okaloosa	1
Levittown, Palm Beach	1
Lima, Manatee	1
Lima, Volusia	1
Macclenny, Dixie	1
Madison, Jefferson	1
Maitland, Collier	1
Merrick, Palm Beach	1
Metter, Manatee	1
Miami, Osceola	1
Miamiardens, Unknown	1
Miamksaohes, Dade	1
Mokena, Lee	1
Indianapolis, Lee	1
Jupiter, Pinellas	1
Kansas City, Palm Beach	1
Los Angeles, Orange	1
Maitland, Palm Beach	1
Lake In The Hills, Broward	1
Litchfield Park, Monroe	1
Littleton, St. Johns	1
Milford, Bay	1
Milford, Unknown	1
Marianna, Leon	1
Marianna, Washington	1
Mary Esther, Hillsborough	1
Melbourne, Volusia	1
Mattoon, Lee	1
Newaygo, Charlotte	1
North Port, Charlotte	1
Opa Locka, Orange	1
Missing, Franklin	1
Na, Dade	1
Naples, Unknown	1
New Canaan, Dade	1
Eureka, Flagler	1
Evansville, Citrus	1
Denton, Broward	1
Destin, Bay	1

# COVID-19: characteristics of 2,251,148 Florida resident cases

Data through May 16, 2021 verified as of May 17, 2021 at 09:25 AM

Data in this report are provisional and subject to change.

The table below includes the cities and counties of residence for cases in Florida residents based on the patient's ZIP Code.

Note that city is not always received as part of the initial notification and may be missing while the case is being investigated.

City and county	Cases
Dpo, Dade	1
Crescent City, Marion	1
Commerce Township, Manatee	1
Crawfordville, Alachua	1
Fort Lauderdale, Lee	1
Fort Myers, Polk	1
Fort Worth, Broward	1
Franklin, Orange	1
Frostproof, Highlands	1
Gainesville, Palm Beach	1
Gainesville, Santa Rosa	1
Glens Falls, Broward	1
Gwynn Oak, Polk	1
Brewster, Palm Beach	1
Brownsville, Escambia	1
Bryant, Palm Beach	1
Bonnie, St. Johns	1
Clearwater, Hillsborough	1
Coal City, Pasco	1
Celebration, Orange	1
Chicago, Broward	1
Austin, Dade	1
Apo, Collier	1
Big Torch Key, Monroe	1
Black, Holmes	1
Boca Raton, Lee	1
8852 Teacher Ln, Pasco	1
Addison, Pasco	1
Apopka, Citrus	1
Apopka, Hillsborough	1
Arabi, Orange	1
Unknown, Duval	1
Upland, Manatee	1
Valrico, Polk	1
Tampa, Citrus	1
Temple, Palm Beach	1
Surfside Beach, Orange	1
Sun City Center, Lee	1
Saint Charles, Orange	1
Saint Petersburg, Duval	1
Saint Petersburg, Manatee	1
St Peterburg, Orange	1
Staten Island, Broward	1
Stiamk, Dade	1
Summerdale, Escambia	1
Scottsdale, Brevard	1
Scottsdale, Palm Beach	1
Pittsburgh, Alachua	1
Playa Del Rey, Palm Beach	1
Plymouth, Pasco	1
Port Saint Lucie, Marion	1
Roswell, Bay	1
Royal Palm, Palm Beach	1
Ruskin, Dade	1
Ruskin, Manatee	1
Pensacola Naval Hospital, Escambia	1
Oviedo, Orange	1
Pace, Escambia	1
Painted Post, Pasco	1

# COVID-19: characteristics of 2,251,148 Florida resident cases

Data through May 16, 2021 verified as of May 17, 2021 at 09:25 AM

Data in this report are provisional and subject to change.

The table below includes the cities and counties of residence for cases in Florida residents based on the patient's ZIP Code.

Note that city is not always received as part of the initial notification and may be missing while the case is being investigated.

City and county	Cases
Palatka, Marion	1
Winnetka, Dade	1
Winter Garden, Osceola	1
Winter Haven, Leon	1
Winter Haven, Osceola	1
Winter Park, Duval	1
Winter Park, Palm Beach	1
Winter Springs, Polk	1
Youngstown, Washington	1
West Hollywood, Broward	1
Wakefield, Broward	1
Waverly, Duval	1
Wabasha, Clay	1
Wekiwa Springs, Orange	1
Wildwood, Lee	1
Willington, Lee	1
Milford, Lee	1
Missing, Okeechobee	1
Monroe Township, Palm Beach	1
Monroe, Lee	1
Moore Haven, Okeechobee	1
Matawan, Palm Beach	1
Mckinney, Broward	1
Miamc, Dade	1
Lake Butler, Alachua	1
Lakeland, Unknown	1
Las Vegas, Palm Beach	1
Ldhl, Broward	1
Longwood, Volusia	1
Leesburg, Seminole	1
Lincoln, St. Lucie	1
Little Neck, Lee	1
Jupiter, St. Lucie	1
Kenilworth, Leon	1
Irvine, Marion	1
Istachatta, Hernando	1
Jacksonville, Orange	1
Jefferson, Dade	1
Jonesboro, Leon	1
Key West, Duval	1
Keys West, Unknown	1
Kingsland, Nassau	1
Knoxville, Bay	1
Homeless, Monroe	1
Homeless, Pinellas	1
Howell, Dade	1
Hudson, Hernando	1
Hoclywsod, Dade	1
Holiday, Pinellas	1
Intrcsion Cty, Osceola	1
Inverness, Marion	1
Indian Rocks Beach, Duval	1
Indiantown, Palm Beach	1
Inglewood, Sarasota	1
Dallas, Hernando	1
Dearborn, Broward	1
Deer Park, Dade	1
Deerfield, Dade	1
Deland, Seminole	1

# COVID-19: characteristics of 2,251,148 Florida resident cases

Data through May 16, 2021 verified as of May 17, 2021 at 09:25 AM

Data in this report are provisional and subject to change.

The table below includes the cities and counties of residence for cases in Florida residents based on the patient's ZIP Code.

Note that city is not always received as part of the initial notification and may be missing while the case is being investigated.

City and county	Cases
Carmel, Orange	1
Cedar Springs, Hernando	1
Caracas, Dade	1
Alpharetta, Broward	1
O, Manatee	1
Acworth, Okaloosa	1
Apopka, Clay	1
Asheville, Highlands	1
Astoria, Broward	1
Atmore, Escambia	1
Bartow, Hardee	1
Bel Air, Collier	1
Berryton, Palm Beach	1
Brooklyn, Dade	1
Brooklyn, Lee	1
Bonnie, Broward	1
Boston, Broward	1
Fort Lauderdale, Leon	1
Fort Myers, Sarasota	1
Fort Pierce, Palm Beach	1
Fort White, Clay	1
Erie, Monroe	1
Fisher Island, Unknown	1
Dayton, Lake	1
Daytona Beach, Pinellas	1
East Palatka, Hillsborough	1
Eastpoint, Leon	1
Deltona, Seminole	1
Doral, Unknown	1
Downingtown, Broward	1
Downingtown, Hillsborough	1
Dpo, Santa Rosa	1
Garden City, Alachua	1
Gaylord, Orange	1
Gibsonton, Pinellas	1
Goodrich, Charlotte	1
Gotcha, Orange	1
Greensburg, Palm Beach	1
Harpers Ferry, Palm Beach	1
Haines City, Osceola	1
Hernando, Marion	1
Hialeah, Collier	1
Helen, Bay	1
Troy, Manatee	1
Unkn, Duval	1
Topsham, Manatee	1
Sweetwater, Manatee	1
Syracuse, Polk	1
Tallahassee, Dade	1
Tamarac, Dade	1
Tavares, Orange	1
Waipahu, Santa Rosa	1
Ward, Polk	1
Wellborn, Columbia	1
West Palm Beach, Palm Beach	1
Venetian Islands, Dade	1
Yulee, St. Johns	1
Zephyrhills, Hillsborough	1
Winter Garden, Duval	1



# COVID-19: characteristics of 2,251,148 Florida resident cases

Data through May 16, 2021 verified as of May 17, 2021 at 09:25 AM

Data in this report are provisional and subject to change.

The table below includes the cities and counties of residence for cases in Florida residents based on the patient's ZIP Code.

Note that city is not always received as part of the initial notification and may be missing while the case is being investigated.

City and county	Cases
Woodbine, Nassau	1
West Yarmouth, St. Lucie	1
Rileyville, Flagler	1
Saint Joseph, Volusia	1
Russellville, Bay	1
Sagamore Beach, Charlotte	1
Saint Augustine, Broward	1
Saint Cloud, Palm Beach	1
Prattville, Hillsborough	1
Prestonsburg, Bay	1
Quincy, Jackson	1
Rapid City, Broward	1
Petersburg, Manatee	1
Piasa, Putnam	1
Saint Petersburg, Polk	1
San Antonio, Orange	1
Shirley, Flagler	1
Seminole, Leon	1
Suitland, Volusia	1
Sunbright, Palm Beach	1
Oakland, Lee	1
Oldsmar, Hillsborough	1
Olean, Alachua	1
North Palm Beach, Orange	1
Missing, Levy	1
Myakka City, Sarasota	1
New Middletown, Hillsborough	1
New Port Richey, Pinellas	1
Newberry, Marion	1
Newtown, Lake	1
Palmetto Bay, Palm Beach	1
Palmetto, Pasco	1
Parma, Manatee	1
Pass-A-Grille Beach, Pinellas	1
Other, Dade	1
Pembroke Pines, Orange	1
Pensacola, Sumter	1
Perth Amboy, Hillsborough	1
Powell, Lee	1
Randolph, Orange	1
Rivera Beach, Palm Beach	1
Paducah, Manatee	1
Orlando, Jackson	1
Orlando, Lee	1
Panama City, Unknown	1
Ocala, Citrus	1
Ocoee, Unknown	1
Odessa, Dade	1
Nantucket, Palm Beach	1
New Vernon, Palm Beach	1
Oldsra, Manatee	1
Newberry, Levy	1
Saint Augustine, Flagler	1
Port Orange, Brevard	1
Seffener, Hillsborough	1
Seminole, Lee	1
Sanford, Orange	1
Saint Petersburg, Charlotte	1
Stratford, Broward	1

# COVID-19: characteristics of 2,251,148 Florida resident cases

Data through May 16, 2021 verified as of May 17, 2021 at 09:25 AM

Data in this report are provisional and subject to change.

The table below includes the cities and counties of residence for cases in Florida residents based on the patient's ZIP Code.

Note that city is not always received as part of the initial notification and may be missing while the case is being investigated.

City and county	Cases
South Hempstead, Alachua	1
Summerfield, Unknown	1
Sunrtise, Dade	1
Tallahassee, Madison	1
Tallahassee, Pinellas	1
Windermere, Volusia	1
Wtixrat, Dade	1
White Plains, Broward	1
Whites Creek, Leon	1
University Of Central Florida, Lee	1
Trenton, Dixie	1
Toms River, Lee	1
Tourist, Dade	1
Watersound, Bay	1
Vero Beach, Unknown	1
Unk, Duval	1
Ventura, Orange	1
Dover, Lee	1
Davenport, Lake	1
Dayton, Citrus	1
Dayton, Orange	1
Dearborn Heights, Hillsborough	1
Edgewood, Broward	1
Elkton, Putnam	1
Cincinnati, Dade	1
Chesterfield, Broward	1
Carteret, Polk	1
Connellsville, Highlands	1
Armstrong, St. Johns	1
Atl, Brevard	1
Alva, Escambia	1
Andalusia, Escambia	1
Arcadia, Highlands	1
Baker, Santa Rosa	1
Belleville, Palm Beach	1
Belmont, Santa Rosa	1
Blountstown, Broward	1
Bronson, Alachua	1
Brooker, Alachua	1
Brandon, Pinellas	1
Bradenton, Clay	1
Bonita, Lee	1
Bocaraten, Palm Beach	1
Hudson, Pinellas	1
Indian Rock Beach, Palm Beach	1
Hoosick Falls, Broward	1
Interlachen, Duval	1
Kaclsonville, Duval	1
Kechi, Orange	1
Fort Myers, Broward	1
Floral, Okaloosa	1
Forestville, Volusia	1
Gainesville, Okaloosa	1
Hialeahgardens, Dade	1
Hiram, Leon	1
Greenbrier, Bay	1
Greenville, Palm Beach	1
Groveland, Orange	1
Kure Beach, Monroe	1

# COVID-19: characteristics of 2,251,148 Florida resident cases

Data through May 16, 2021 verified as of May 17, 2021 at 09:25 AM

Data in this report are provisional and subject to change.

The table below includes the cities and counties of residence for cases in Florida residents based on the patient's ZIP Code.

Note that city is not always received as part of the initial notification and may be missing while the case is being investigated.

City and county	Cases
Lakeland, Palm Beach	1
Leesburg, Broward	1
Longwood, Broward	1
Lucedale, St. Lucie	1
Macclenny, Duval	1
Mantua, Broward	1
Jacksonville, Nassau	1
Mexico, Orange	1
Miami Gardens, Unknown	1
Middletown, Osceola	1
Mayaguez, Dade	1
Monroe, Hillsborough	1
Missing, Gilchrist	1
Plant City, Hendry	1
Plant City, Pinellas	1
Plantation, Unknown	1
Richmond Heights, Dade	1
Ridge Manor, Hernando	1
Riverview, Pinellas	1
Rochester, Lee	1
Rosemary Beach, Bay	1
Saint Cloud, Orange	1
Ponce, Orange	1
Port Saint Lucie, Duval	1
Pound Ridge, Leon	1
Orlando, Highlands	1
Orem, Nassau	1
Olando, Orange	1
Parlin, Broward	1
Summerville, Dade	1
Tallahassee, Escambia	1
Telluride, Lee	1
Tinley Park, Lee	1
University Of Central Fl, Dade	1
Stockbridge, Leon	1
Sullivans Island, Dade	1
Tampa, Lee	1
Tampa, Polk	1
Saint Petersburg, Dade	1
San Juan, Osceola	1
San Pedro Sula, Dade	1
Sandy, Duval	1
Southampton, Palm Beach	1
South Otselic, Dade	1
Sevierville, Dade	1
Windermere, Polk	1
Winter Park, Lake	1
Winter, Pinellas	1
Wayne, Dade	1
Wellington, Broward	1
West Lafayette, Desoto	1
West Simsbury, Collier	1
Downers Grove, St. Lucie	1
Export, Palm Beach	1
Fort Myers, Lake	1
Felda, Palm Beach	1
Flagler Beach, Volusia	1
Flora, Lee	1
Fruitland Park, Sumter	1

# COVID-19: characteristics of 2,251,148 Florida resident cases

Data through May 16, 2021 verified as of May 17, 2021 at 09:25 AM

Data in this report are provisional and subject to change.

The table below includes the cities and counties of residence for cases in Florida residents based on the patient's ZIP Code.

Note that city is not always received as part of the initial notification and may be missing while the case is being investigated.

City and county	Cases
Gainesville, Marion	1
Gastonia, Polk	1
Fresno, Pasco	1
Green, Clay	1
Greensburg, Orange	1
Greenville, Monroe	1
Groveland, Broward	1
Gulf Shores, Escambia	1
Clearwater, Highlands	1
Columbia, Orange	1
Coral Gables, Unknown	1
Crestview, Dade	1
Dade City, Polk	1
Darien, Pasco	1
Delrey Beach, Palm Beach	1
Arcadia, Charlotte	1
Aspen, Palm Beach	1
Atl, Broward	1
Atlanta, Broward	1
Aurburndale, Polk	1
Aventura, Unknown	1
Azalea Park, Sarasota	1
Biscayne Park, Broward	1
Alpharetta, Alachua	1
Apalachicola, Leon	1
Brooksville, Columbia	1
Bryn Mawr, Collier	1
Canfield, Duval	1
Naugatuck, Lee	1
Myakka, Duval	1
Newport Beach, Palm Beach	1
North Adams, Manatee	1
North Little Rock, Palm Beach	1
Northville, Broward	1
Ocala, Indian River	1
Ocoee, Broward	1
Ocoee, Polk	1
New Vernon, Sarasota	1
New York, Broward	1
Missing, Hendry	1
Missing, Baker	1
Milford, Palm Beach	1
Minneapolis, Broward	1
Hilliard, Dade	1
Hollywood, Leon	1
Homestead, Monroe	1
Humble, Broward	1
Harrison, Dade	1
Havanna, Gadsden	1
Jacksonville, Flagler	1
Jacksonville, Palm Beach	1
Johns Island, Wakulla	1
Knoxville, Duval	1
Lake City, Volusia	1
Maitland, Unknown	1
Matlacha Island, Lee	1
Melbourne, Dade	1
Melbourne, Orange	1
Miami Beach, Palm Beach	1

# COVID-19: characteristics of 2,251,148 Florida resident cases

Data through May 16, 2021 verified as of May 17, 2021 at 09:25 AM

Data in this report are provisional and subject to change.

The table below includes the cities and counties of residence for cases in Florida residents based on the patient's ZIP Code.

Note that city is not always received as part of the initial notification and may be missing while the case is being investigated.

City and county	Cases
Miami Granders, Dade	1
Los Angeles, Polk	1
Lakeland, Pasco	1
Conifer, Lee	1
Clarksboro, Lee	1
Chipley, Holmes	1
Celebration, Palm Beach	1
Chattanooga, Dade	1
Elbow Lake, Palm Beach	1
Dunellen, Dade	1
Eatonville, Seminole	1
Diamond, Highlands	1
Doral, Broward	1
Cutler Bay, Broward	1
Dale City, Dade	1
Daniel Island, Bay	1
Boston, Dade	1
Brewster, Volusia	1
Bryn Mawr, Palm Beach	1
Burkeville, Brevard	1
Camden Wyoming, Duval	1
Boca Raton,, Palm Beach	1
Bear Grass, Palm Beach	1
Azalea Park, Osceola	1
Altamonte, Orange	1
Alva, Collier	1
Amelia Village, Nassau	1
Allentown, Putnam	1
Apple Creek, Citrus	1
Barefoot Beach, Lee	1
Battle Creek, Manatee	1
Avon, Manatee	1
Aventura, Osceola	1
Fortwalton Beach, Okaloosa	1
Garland, Orange	1
Fort Denaud, Glades	1
Fort Meyers, Lee	1
FI State Lot, Leon	1
Flamingo Lodge, Dade	1
Fairless Hills, Broward	1
Everett, Dade	1
Homer, Escambia	1
Hialeah, Unknown	1
Hickory, Lee	1
Havana, Leon	1
Hersey, Pinellas	1
Lake Mary, Lake	1
Jeffersonville, Broward	1
Longwood, Orange	1
Lansdale, Lake	1
Lapeer, Manatee	1
Lehigh Cares, Lee	1
Live Oak, Columbia	1
Loganville, Orange	1
Newtown, Dade	1
Opa Locka, Polk	1
Orem, Sarasota	1
Ocean City, Broward	1
Old Town, Gilchrist	1

# COVID-19: characteristics of 2,251,148 Florida resident cases

Data through May 16, 2021 verified as of May 17, 2021 at 09:25 AM

Data in this report are provisional and subject to change.

The table below includes the cities and counties of residence for cases in Florida residents based on the patient's ZIP Code.

Note that city is not always received as part of the initial notification and may be missing while the case is being investigated.

City and county	Cases
Miami, Charlotte	1
Miamii, Dade	1
Miami Garden, Unknown	1
Middleburg, Duval	1
Midland, Osceola	1
Missing, Hamilton	1
Missing, Wakulla	1
Monterey, Broward	1
Mumford, Manatee	1
N/A, Duval	1
Naples, Alachua	1
San Antonio, Dade	1
Russellville, Hillsborough	1
Saint Augustine, Okaloosa	1
Sanford, Palm Beach	1
Sebastian, Lake	1
Ridgewood, Broward	1
Riverview, Manatee	1
Rochester, Broward	1
Roseland, Palm Beach	1
Republic, Monroe	1
Richmond, Palm Beach	1
Pompano Beach, Alachua	1
Oviedo, Leon	1
Porter Ranch, Dade	1
Raiford, Bradford	1
Ponte Vedra Beach, Orange	1
Port Orange , Volusia	1
Port Saint Lucie, Indian River	1
Youngstown, Calhoun	1
Yulee, Duval	1
Windermere, Okaloosa	1
Winter Garden, Hillsborough	1
Woodland Hills, Brevard	1
Wesley Chapel, Hillsborough	1
Village Of Palm Springs, Palm Beach	1
Virginia Beach, Alachua	1
Wayne, Palm Beach	1
Webster, Pasco	1
Wekiva Springs, Orange	1
Westerville, Hillsborough	1
Wilton Manors, Dade	1
Wilbur By The Sea, Volusia	1
Willowbrook, Lee	1
Wilmington, Pasco	1
Tower Lakes, Lee	1
Union City, Bradford	1
University Of Central Fl, Pasco	1
Steinhatchee, Alachua	1
Tallahassee, Wakulla	1
Tampa, Escambia	1
Tampa, Manatee	1
Tangerine, Lake	1
Palm Coast, Duval	1
Orlando, Union	1
Oviedo, Seminole	1
Oxford, Palm Beach	1
Opalocka, Dade	1
North Canton, Palm Beach	1

# COVID-19: characteristics of 2,251,148 Florida resident cases

Data through May 16, 2021 verified as of May 17, 2021 at 09:25 AM

Data in this report are provisional and subject to change.

The table below includes the cities and counties of residence for cases in Florida residents based on the patient's ZIP Code.

Note that city is not always received as part of the initial notification and may be missing while the case is being investigated.

City and county	Cases
Oakland, Leon	1
Ocala, Alachua	1
Okeechobee, St. Lucie	1
Miami, Collier	1
Miami, St. Lucie	1
Marshall, Palm Beach	1
New Richmond, Volusia	1
Steinhatchee, Madison	1
Spring Park, Alachua	1
South Burlington, Orange	1
Sarasota, Charlotte	1
Sarasota, Hillsborough	1
Shannon, Collier	1
Soddy Daisy, Broward	1
Soldotna, Broward	1
Saint Cloud, Lee	1
Saint Johns, Orange	1
San Antonio, Sarasota	1
Sanford, Volusia	1
Rio Dell, Volusia	1
Rochelle, Volusia	1
Port Saint Lucie, Orange	1
Princeton, Alachua	1
Provincetown, Collier	1
Panama City, Walton	1
Perry, Leon	1
Perth Amboy, Monroe	1
Winter Park, Osceola	1
Wood River, Polk	1
Worcester, Palm Beach	1
Wheaton, Lee	1
Wilmington, Broward	1
Wesley Chapel, Alachua	1
Umatilla, Alachua	1
University Of Central Florida, Monroe	1
Tampa, Volusia	1
Tangerine, Seminole	1
Tamarac, Seminole	1
Virginia Beach, Hernando	1
Waco, Broward	1
Washington, Broward	1
Tewksbury, Orange	1
Toms River, Dade	1
Winter Park, Alachua	1
Bronx, Broward	1
Carol Stream, Orange	1
Castleberry, Escambia	1
Buffalo, Palm Beach	1
Bryant, Alachua	1
Alanson, Bay	1
Aollywoss, Dade	1
Apo, Pasco	1
Apopka, Flagler	1
Belleair, Hillsborough	1
Bohealia, Lee	1
Blowing Rock, Polk	1
Dorchester, Orange	1
Estero, Collier	1
Fanning Springs, Levy	1

# COVID-19: characteristics of 2,251,148 Florida resident cases

Data through May 16, 2021 verified as of May 17, 2021 at 09:25 AM

Data in this report are provisional and subject to change.

The table below includes the cities and counties of residence for cases in Florida residents based on the patient's ZIP Code.

Note that city is not always received as part of the initial notification and may be missing while the case is being investigated.

City and county	Cases
Felton, Manatee	1
Deland, Polk	1
Cumberland, Palm Beach	1
Dade City, Hillsborough	1
Dallas, Lee	1
De Leon Springs, Putnam	1
Dearborn, Lee	1
Clear Brook, Lee	1
Charlotte, Pasco	1
Crestview, Holmes	1
College Station, Lake	1
Columbus, Brevard	1
Cookeville, Seminole	1
Cooksville, Duval	1
Fort Myers, Dade	1
Floral, Escambia	1
Gainesville, Baker	1
Gilmer, Dade	1
Grassy Key, Monroe	1
Haledon, Dade	1
Jacksonville, Manatee	1
Jamaica, Broward	1
Kingsland, Duval	1
Kissimmee, Brevard	1
Haverford, Hillsborough	1
Herrin, Orange	1
Jersey City, Polk	1
Miamf, Dade	1
Miami G, Dade	1
Marianna, Calhoun	1
Los Angeles, Palm Beach	1
Lyndhurst, Broward	1
Magnolia Square, Osceola	1
Maitland, Alachua	1
Labelle, Dade	1
Lake In The Hills, Columbia	1
Lake Placid, Alachua	1
Lake Worth Beach, Broward	1
Lemoine, Manatee	1
Lawrence Township, Palm Beach	1
Lander, Citrus	1
Las Vegas, Orange	1
Zolfo Springs, Polk	1
Westbrook, Dade	1
Wichita, Volusia	1
Winder Garden, Orange	1
Windermere, Leon	1
Windermere, Osceola	1
Windermere, Seminole	1
Winter Garden, Broward	1
Wells, Polk	1
Winter Garden, Pinellas	1
Yukon, Broward	1
Winter Park, Broward	1
Sun City Center, Hardee	1
Spring Hill , Hernando	1
Spring Hill, Dade	1
Starke, Clay	1
Stone Mountain, Palm Beach	1



# COVID-19: characteristics of 2,251,148 Florida resident cases

Data through May 16, 2021 verified as of May 17, 2021 at 09:25 AM

Data in this report are provisional and subject to change.

The table below includes the cities and counties of residence for cases in Florida residents based on the patient's ZIP Code.

Note that city is not always received as part of the initial notification and may be missing while the case is being investigated.

City and county	Cases
Shelton, Manatee	1
Sodus, Charlotte	1
Sarasota, Flagler	1
Saxis, Lee	1
Schenectady, Polk	1
Sebring, Lee	1
Washington, Unknown	1
Tulsa, Orange	1
Tiffin, Highlands	1
Tallahassee, Duval	1
Tampa, Palm Beach	1
Tavares, Marion	1
Temple Terrace, Pasco	1
Navarre, Dade	1
New Orleans, Palm Beach	1
Newark, Broward	1
Newburgh, Bay	1
Orange City, Seminole	1
Orange Park , Duval	1
Orem, Broward	1
Orlando, Columbia	1
Orlando, Indian River	1
Orlando, Sarasota	1
Old Town, Alachua	1
Omaha, Palm Beach	1
Ona, Manatee	1
Ocoee, Osceola	1
Okeechobee, Broward	1
North Pole, Seminole	1
North Port, Lee	1
Plantation, Orange	1
Pompano Beach, Martin	1
Potomac, Palm Beach	1
Port Everglades, Broward	1
Oviedo, Brevard	1
Pacifica, Dade	1
Parker, Dade	1
Parker, Leon	1
Palm Coast, Polk	1
Saint Petersburg, St. Lucie	1
Sandford, Seminole	1
Saint Johns, Unknown	1
Rye, Duval	1
Rex, Duval	1
Littleton, Dade	1
Los Angeles, Hardee	1
Macdill Air Force Base, Hillsborough	1
Manchester, Okaloosa	1
Margate, Dade	1
Marshall, Dade	1
Medford, Palm Beach	1
Miami, Manatee	1
Miami Beach, Broward	1
Middlesburg, Duval	1
Lewisburg, Pasco	1
Leesburg, Marion	1
Lake City, Hamilton	1
La Grange, Dade	1
Harrison, Pinellas	1

# COVID-19: characteristics of 2,251,148 Florida resident cases

Data through May 16, 2021 verified as of May 17, 2021 at 09:25 AM

Data in this report are provisional and subject to change.

The table below includes the cities and counties of residence for cases in Florida residents based on the patient's ZIP Code.

Note that city is not always received as part of the initial notification and may be missing while the case is being investigated.

City and county	Cases
Holly Ridge, Orange	1
Homeless, Polk	1
Homosassa, Hernando	1
Homossassa, Citrus	1
Jerusalem, St. Johns	1
Foley, Escambia	1
Granada Hills, Broward	1
Guilford, Dade	1
Fort Myers, Manatee	1
Fort Myers, Unknown	1
Fort Myers-, Lee	1
Gainesville, Duval	1
Cuttler Bay, Dade	1
Cypress, Leon	1
Deland, St. Lucie	1
Deltona, Orange	1
Davenport, Orange	1
Daytona Beach, Unknown	1
East Hampton, Palm Beach	1
Altoona, Marion	1
Argyle, Walton	1
Athens, Duval	1
Bogota, Orange	1
Bal Harbor, Dade	1
Bridgeport, Dade	1
Bronx, Palm Beach	1
Bradenton, Dade	1
Bradenton, Osceola	1
Cambridge, Broward	1
Clermont, Seminole	1
Clermont, Volusia	1
Clewiston, Glades	1
Coconut Creek, Dade	1
Columbus, Dade	1
Conway, Leon	1
Coventry, Broward	1
<b>Total</b>	<b>2,251,148</b>

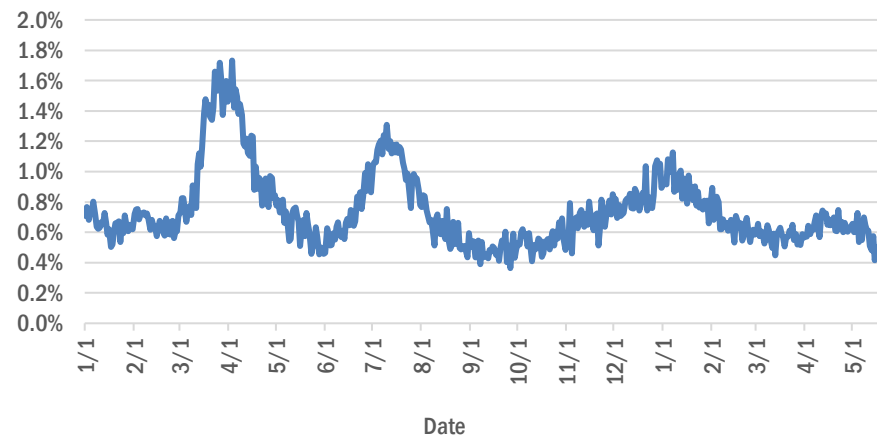
# COVID-19: additional surveillance information

Data through May 16, 2021 verified as of May 17, 2021 at 09:25 AM

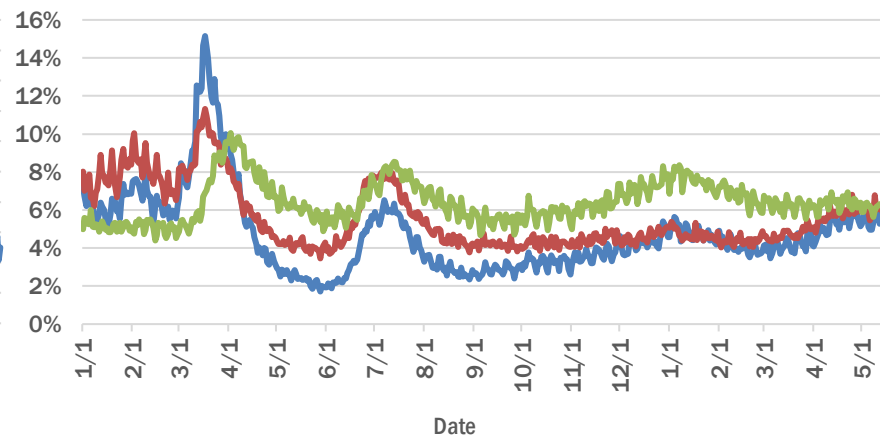
Data in this report are provisional and subject to change.

## Statewide emergency department (ED) chief complaint and admission data

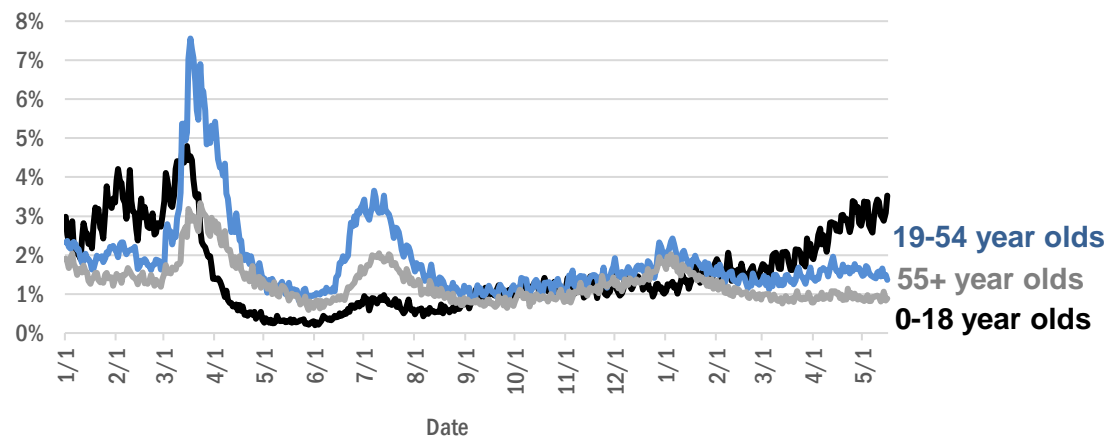
Daily percent of ED visits statewide that result in cough-associated admissions



Daily percent of ED visits that mention cough, fever, or shortness of breath



Daily percent of ED visits statewide that mention cough by age group



The Electronic Surveillance System for the Early Notification of Community-Based Epidemics (ESSENCE-FL) includes chief complaint data from 211 of 211 Florida EDs. Data are transmitted electronically to ESSENCE-FL daily or hourly.

# COVID-19: testing by laboratory

Data through May 16, 2021 verified as of May 17, 2021 at 09:25 AM

Data in this report are provisional and subject to change.

The numbers in the table below represent the number of Florida and non-Florida residents for whom test results were received by the Department of Health. A person can be tested by more than one laboratory and can have both positive and negative results. **Therefore, the sum of the numbers in each column will be larger than the total number of people tested.**

Reporting lab	Inconclusive	Negative	Positive	Percent positive	Total
CURATIVE LABS	16,775	1,855,098	288,408	13%	2,160,281
LABORATORY CORPORATION OF AMERICA	2,679	1,730,663	233,924	12%	1,967,266
QUEST DIAGNOSTICS	12,559	1,447,987	211,591	13%	1,672,137
BIO REFERENCE LABORATORIES, INC	7,571	996,492	191,605	16%	1,195,668
HELIX	11,020	795,649	137,161	15%	943,830
REALTOX LABS LLC	7,095	635,558	104,243	14%	746,896
NOMI_HEALTH	3,789	626,567	84,192	12%	714,548
RCA LABORATORY SERVICES, LLC/GENETWORX		520,201	57,663	10%	577,864
PALM BEACH BALLPARK		432,410	48,413	10%	480,823
GENETWORX	661	390,596	33,004	8%	424,261
PWNHEALTH	2,450	361,483	49,265	12%	413,198
CDR MAGUIRE - HEALTH CARE CENTER		338,620	51,564	13%	390,184
IMPACT HEALTH BIOMETRIC TESTING, INC	1,056	241,503	28,958	11%	271,517
BPHL-JACKSONVILLE	18	209,584	35,815	15%	245,417
EAST FLORIDA STATE COLLEGE - BREVARD		212,886	26,986	11%	239,872
ADVENTHEALTH LAB	99	198,670	25,335	11%	224,104
BPHL-MIAMI	225	182,348	29,413	14%	211,986
FULGENT DIAGNOSTICS LABORATORY	4,255	185,948	21,387	10%	211,590
NOMI HEALTH LAB SERVICES		172,682	20,009	10%	192,691
MAKO GENOMICS	8,275	147,322	27,143	15%	182,740
AEGIS SCIENCES CORPORATION	1,498	148,807	23,004	13%	173,309
CB SMITH PARK		150,114	18,793	11%	168,907
BAYCARE LABORATORIES LLC	696	154,499	12,790	8%	167,985
MAYO CLINIC LABORATORIES	346	147,814	18,073	11%	166,233
MEMORIAL REGIONAL HOSPITAL SOUTH	31	131,379	26,063	17%	157,473
ORLANDO HEALTH SYSTEM	687	141,541	14,149	9%	156,377
ELABNETWORK	1,059	139,991	12,037	8%	153,087
ASCENSION SACRED HEART HOSPITAL - PENSACOLA	2	119,632	18,219	13%	137,853
BIOCOLLECTIONS WORLDWIDE, INC	781	120,616	13,980	10%	135,377
AKESOGEN		108,384	20,843	16%	129,227
NORTHWEST LABORATORY	247	121,160	6,479	5%	127,886
TESTING MATTERS INC	1,507	105,920	19,981	16%	127,408
BPHL-TAMPA (SPECTRUM BLVD)	46	99,408	18,284	16%	117,738
UF HEALTH MEDICAL LAB	33	105,665	9,900	9%	115,598
ADVENT HEALTH LAB	112	101,258	13,955	12%	115,325
TAMPA GENERAL HOSPITAL	4	105,286	9,989	9%	115,279
MEDICAL DIAGNOSTIC LABORATORIES	977	98,618	14,224	12%	113,819
BAPTIST HEALTH SOUTH FLORIDA	402	92,812	13,618	13%	106,832
DIATHERIX LABORATORIES (VRL EUROFINIS)	1	92,653	13,588	13%	106,242
KORVALABS, INC	1,286	92,782	4,758	5%	98,826
SUNPATH MEDICAL DIAGNOSTICS LABORATORY	849	81,008	12,491	13%	94,348
LAKELAND REGIONAL MEDICAL CENTER	305	77,979	10,034	11%	88,318
ASCENSION ST VINCENT'S - RIVERSIDE	2	77,481	10,757	12%	88,240
JACKSON MEMORIAL HOSPITAL CLINICAL LAB	79	74,989	12,617	14%	87,685
SOUTH MIAMI HOSPITAL LAB	483	76,147	10,425	12%	87,055
MINUTECLINIC LLC		71,682	11,661	14%	83,343
INGENIOUS PERSONALIZED MEDICINE	273	66,777	13,134	16%	80,184

# COVID-19: testing by laboratory

Data through May 16, 2021 verified as of May 17, 2021 at 09:25 AM

Data in this report are provisional and subject to change.

The numbers in the table below represent the number of Florida and non-Florida residents for whom test results were received by the Department of Health. A person can be tested by more than one laboratory and can have both positive and negative results. **Therefore, the sum of the numbers in each column will be larger than the total number of people tested.**

Reporting lab	Inconclusive	Negative	Positive	Percent positive	Total
UF HEALTH SHANDS HOSPITAL	546	69,523	4,933	7%	75,002
AMERICAN HEALTH ASSOCIATES	9	68,173	5,508	7%	73,690
APPLIED INGENUITY DIAGNOSTICS LLC		66,982	3,443	5%	70,425
AIT LABORATORIES		56,800	6,948	11%	63,748
BAPTIST HEALTH - JACKSONVILLE	4	57,973	4,288	7%	62,265
GENESIS REFERENCE LABORATORIES		55,052	5,550	9%	60,602
ADVENTIST HEALTH SYSTEMS SUNBELT INC DBA		52,157	6,766	11%	58,923
AMELIA EARHART		49,959	8,157	14%	58,116
SARASOTA MEMORIAL HOSPITAL MAIN LAB	12	52,298	4,266	8%	56,576
NICKLAUS CHILDREN'S HOSPITAL	75	49,561	6,006	11%	55,642
BROWARD GENERAL MEDICAL CENTER-CLINICAL LAB	2	49,494	5,315	10%	54,811
TALLAHASSEE MEMORIAL HOSPITAL	242	48,658	5,704	10%	54,604
ARUP LABORATORIES	16	50,115	2,926	6%	53,057
FLORIDA HOSPITAL - TAMPA	37	48,000	3,699	7%	51,736
MEDFAST URGENT CARE CENTERS, LLC	20	44,322	6,597	13%	50,939
DWIC OF TAMPA BAY INC		43,443	5,915	12%	49,358
INTEGRATED REGIONAL LABORATORIES LLP	16	41,913	5,820	12%	47,749
VIRACOR EUROFINIS		36,106	9,851	21%	45,957
MILLENNIUM PHYSICIAN GROUP	17	38,317	7,514	16%	45,848
UNIVERSITY OF MIAMI HOSPITAL	160	41,615	4,052	9%	45,827
LEE HEALTH - CAPE CORAL HOSPITAL	3	39,368	6,193	14%	45,564
UF HEALTH JACKSONVILLE	61	39,732	4,413	10%	44,206
ECCO LAB GROUP CO	547	36,982	4,816	11%	42,345
MOUNT SINAI MEDICAL CENTER	16	35,760	3,706	9%	39,482
NORTH FLORIDA REGIONAL MEDICAL CENTER		35,210	3,800	10%	39,010
ST JOSEPHS HOSPITAL LABORATORY	23	34,448	4,260	11%	38,731
NIGHT LITE PEDIATRIC CENTER LLC		34,739	3,562	9%	38,301
BRANDON REGIONAL HOSPITAL		33,425	4,293	11%	37,718
ORANGE COUNTY CONVENTION CENTER		33,330	3,724	10%	37,054
STS LAB 2 LLC	6	34,673	1,892	5%	36,571
GENESIS MEDICAL LABORATORY	477	30,777	5,299	14%	36,553
WALGREENS	38	30,496	5,615	16%	36,149
MIAMI DADE COUNTY		32,091	3,527	10%	35,618
JUPITER MEDICAL CENTER LAB	88	31,725	3,012	9%	34,825
JFK MEDICAL CENTER LAB	1	30,199	3,738	11%	33,938
HOLY CROSS HOSPITAL CLINICAL LAB	1	30,464	2,789	8%	33,254
PALMETTO GENERAL HOSPITAL LAB	3	28,004	5,226	16%	33,233
WATSON CLINIC LLP		26,081	6,085	19%	32,166
AVENTUS BIO LABS	17	27,387	3,683	12%	31,087
CLEVELAND CLINIC TRADITION HOSPITAL		27,495	2,253	8%	29,748
CLEVELAND CLINIC HOSPITAL LAB	4	26,083	2,700	9%	28,787
INFINITY BIOLOGIX LLC (GINKO BIOWORKS)	118	27,129	1,253	4%	28,500
MALABAR MEDICAL WALK IN CLINIC	1	23,620	4,628	16%	28,249
MIAMI BEACH CONVENTION CENTER		26,105	2,111	7%	28,216

# COVID-19: testing by laboratory

Data through May 16, 2021 verified as of May 17, 2021 at 09:25 AM

Data in this report are provisional and subject to change.

The numbers in the table below represent the number of Florida and non-Florida residents for whom test results were received by the Department of Health. A person can be tested by more than one laboratory and can have both positive and negative results. **Therefore, the sum of the numbers in each column will be larger than the total number of people tested.**

Reporting lab	Inconclusive	Negative	Positive	Percent positive	Total
HEALTHLINK DIAGNOSTIC LABORATORIES	302	25,312	2,497	9%	28,111
ACCESS DX LABORATORY	234	24,629	2,163	8%	27,026
MORTON PLANT HOSPITAL-ADLER INSTITUTE	26	24,016	2,912	11%	26,954
SAINT MARY'S MEDICAL CENTER	27	23,211	2,524	10%	25,762
UNITED CLINICAL LABORATORY LLC	3	22,743	2,810	11%	25,556
LAB DIAGNOSTICS LLC	401	19,606	5,395	21%	25,402
DRS CLACK SPENCER WHITE & MCCORMACK PA D/B/A		22,530	2,185	9%	24,715
BAYFRONT HEALTH - ST PETERSBURG	17	21,697	2,724	11%	24,438
PANCARE OF FLORIDA INC		21,344	2,574	11%	23,918
STATLAB_MOBILE	1	20,547	2,064	9%	22,612
NAPLES COMMUNITY HOSPITAL	76	20,081	2,082	9%	22,239
PATIENTS FIRST LAKE ELLA MEDICAL CENTER PA		18,645	3,346	15%	21,991
VISTA CLINICAL DIAGNOSTICS	494	19,180	2,254	10%	21,928
HOMESTEAD HOSPITAL CLINICAL LABORATORY	27	18,031	3,683	17%	21,741
CLARITY LAB SOLUTIONS	118	19,324	2,199	10%	21,641
LEESBURG REGIONAL MEDICAL CENTER		19,051	2,562	12%	21,613
LAWNWOOD REGIONAL MEDICAL CENTER	1	19,045	2,518	12%	21,564
SYNERGY DIAGNOSTIC LABORATORY	98	18,561	2,509	12%	21,168
OSCEOLA REGIONAL MEDICAL CENTER	1	18,583	2,528	12%	21,112
NORTHWEST MEDICAL CENTER	1	18,596	2,497	12%	21,094
ADVENT HEALTH - DAYTONA BEACH	32	18,890	1,798	9%	20,720
MEMORIAL HOSPITAL JACKSONVILLE	8	17,713	2,936	14%	20,657
EXACT SCIENCES LABORATORIES	1	18,177	2,309	11%	20,487
ORANGE PARK MEDICAL CENTER	9	17,029	2,914	15%	19,952
BETHESDA HOSPITAL EAST		18,060	1,724	9%	19,784
LABS ASAP LLC		17,908	1,663	8%	19,571
OAK HILL HOSPITAL		17,462	2,099	11%	19,561
DELRAY MEDICAL CENTER LAB	3	17,485	1,849	10%	19,337
MEMORIAL REGIONAL HOSPITAL CLINICAL LABORATORY	11	17,893	1,162	6%	19,066
MEDRITE MEDICAL CARE, PC	6,840	11,059	1,058	6%	18,957
INDIAN RIVER PATHOLOGY LLC		17,523	1,351	7%	18,874
BAPTIST HEALTH - SOUTH		17,263	1,365	7%	18,628
WEST KENDALL BAPTIST HOSPITAL	14	15,238	3,343	18%	18,595
NEMOURS CHILDRENS HOSPITAL	1	17,460	1,096	6%	18,557
ADVENTHEALTH CENTRA CARE LAKE BUENA VISTA		16,031	2,202	12%	18,233
LARGO MEDICAL CENTER		15,982	1,879	11%	17,861
WINTER HAVEN HOSPITAL CLINICAL LABORATORY	4	15,056	2,649	15%	17,709
MOLECULAR INFECTIOUS DISEASES	665	16,040	747	4%	17,452
MEDICAL CENTER OF TRINITY CLINICAL LABORATORY	2	15,682	1,746	10%	17,430
HEALTH CENTER AT SINAI RESIDENCES		16,924	506	3%	17,430
PALMS WEST HOSPITAL LAB	2	15,077	2,213	13%	17,292
BIOCERNA LABS	461	14,582	2,112	12%	17,155
ACCESS MEDICAL LABORATORIES	4	8,756	8,336	49%	17,096
NATIONWIDE LABORATORY SERVICES INC	565	14,435	1,899	11%	16,899
THE HEALTHCARE DISTRICT OF PALM BEACH COUNTY	51	14,633	2,063	12%	16,747

# COVID-19: testing by laboratory

Data through May 16, 2021 verified as of May 17, 2021 at 09:25 AM

Data in this report are provisional and subject to change.

The numbers in the table below represent the number of Florida and non-Florida residents for whom test results were received by the Department of Health. A person can be tested by more than one laboratory and can have both positive and negative results. **Therefore, the sum of the numbers in each column will be larger than the total number of people tested.**

Reporting lab	Inconclusive	Negative	Positive	Percent positive	Total
FULGENT DIAGNOSTICS	172	15,473	1,009	6%	16,654
UHEALTH CORAL GABLES/LENNAR MED CTR	55	15,425	1,105	7%	16,585
BAPTIST HEALTHCARE - BAPTIST HOSPITAL	6	13,191	3,346	20%	16,543
LEE HEALTH - LEE MEMORIAL HOSPITAL		12,694	3,830	23%	16,524
MERCY HOSPITAL A CAMPUS OF PLANTATION GEN HOSP LAB	1	14,071	2,384	14%	16,456
WELLINGTON REGIONAL MED CTR LAB	6	14,468	1,798	11%	16,272
WEST FLORIDA HOSPITAL LAB	2	13,032	3,216	20%	16,250
GOOD SAMARITAN MEDICAL CENTER LAB	2	14,199	1,993	12%	16,194
PRIVA PATH LABS	83	15,085	1,023	6%	16,191
WESTSIDE REGIONAL MED CTR	2	13,872	2,310	14%	16,184
REGIONAL MEDICAL CENTER BAYONET POINT	2	14,789	1,295	8%	16,086
LEE DAVIS COMMUNITY RESOURCE CENTER		13,608	2,277	14%	15,885
THE VILLAGES REGIONAL HOSPITAL		13,987	1,456	9%	15,443
GULF COAST MEDICAL CENTER MICROLAB		12,119	3,197	21%	15,316
AVENTURA HOSPITAL LAB		12,421	2,740	18%	15,161
CARDIOPATH	84	13,146	1,930	13%	15,160
CORAL GABLES HOSPITAL CLINICAL LABORATORY		12,899	2,151	14%	15,050
CAPITAL REGIONAL MEDICAL CTR		12,169	2,579	17%	14,748
NONA SCIENTIFIC	5	11,552	3,181	22%	14,738
BAPTIST HEALTH SOUTH FLORIDA - WEST KENDALL URGENT CARE		12,287	2,389	16%	14,676
PRECISION HEALTH RESOURCES LLC		13,649	949	7%	14,598
WEST BOCA MEDICAL CENTER LAB		13,501	1,033	7%	14,534
INDIAN RIVER MEDICAL CENTER LAB		13,669	852	6%	14,521
BLAKE MEDICAL CENTER		12,843	1,666	11%	14,509
HALIFAX MEDICAL CENTER LAB	40	12,206	2,081	15%	14,327
LEE HEALTH - HEALTH PARK MEDICAL CENTER		12,079	2,191	15%	14,270
MANATEE MEMORIAL HOSPITAL		12,964	1,176	8%	14,140
PALM BEACH GARDENS MEDICAL CTR LAB		12,513	1,331	10%	13,844
FAU		12,632	1,146	8%	13,778
PHYSICIANS REGIONAL MEDICAL CENTER - PINE RIDGE RD	1	12,421	1,313	10%	13,735
CernerELR_Advent		12,098	1,628	12%	13,726
ST ANTHONY'S HOSPITAL LAB	30	12,010	1,676	12%	13,716
PLANTATION GENERAL HOSPITAL		11,508	2,033	15%	13,541
LAKE CITY MEDICAL CENTER		10,978	2,358	18%	13,336
ST JOSEPHS HOSPITAL	18	11,231	1,913	15%	13,162
FLORIDA HOSPITAL HEARTLAND MED CTR CLINICAL LAB	33	11,466	1,601	12%	13,100
FLORIDA LABORATORY ANALYSIS		11,381	1,579	12%	12,960
FLORIDA MEDICAL CENTER - A CAMPUS OF NORTH SHORE	2	11,403	1,534	12%	12,939
ADVENTHEALTH CENTRA CARE WATERFORD LAKES		10,777	2,098	16%	12,875
GENOVA DIAGNOSTICS LABORATORY	70	11,524	1,140	9%	12,734
LARKIN COMMUNITY HOSPITAL	10	11,128	1,591	12%	12,729
PATHNOSTICS	46	10,203	2,475	19%	12,724
CENTRAL FLORIDA REGIONAL HOSPITAL		11,326	1,300	10%	12,626
JOHNS HOPKINS ALL CHILDREN'S HOSPITAL		11,712	740	6%	12,452
ADVENT HEALTH - WESLEY CHAPEL	14	11,213	1,155	9%	12,382
NORTHSIDE HOSPITAL AND HEART INSTITUTE		11,176	1,175	10%	12,351
EXPRESS GENE MOLECULAR DIAGNOSTICS LABORATORY	1	10,744	1,586	13%	12,331

# COVID-19: testing by laboratory

Data through May 16, 2021 verified as of May 17, 2021 at 09:25 AM

Data in this report are provisional and subject to change.

The numbers in the table below represent the number of Florida and non-Florida residents for whom test results were received by the Department of Health. A person can be tested by more than one laboratory and can have both positive and negative results. **Therefore, the sum of the numbers in each column will be larger than the total number of people tested.**

Reporting lab	Inconclusive	Negative	Positive	Percent positive	Total
DOCTORS HOSPITAL	7	10,431	1,888	15%	12,326
MEASE COUNTRYSIDE LAB	14	10,839	1,346	11%	12,199
VIKOR SCIENTIFIC	49	10,220	1,899	16%	12,168
LAKE CITY HM		11,147	988	8%	12,135
BINAXNOW	10	9,185	2,936	24%	12,131
CORAL SPRINGS MED CTR		10,935	1,174	10%	12,109
COAST DIAGNOSTICS LLC	54	10,757	1,289	11%	12,100
PWN HEALTH	17	9,961	2,088	17%	12,066
HEALTHQUEST ESOTERICS		10,356	1,667	14%	12,023
FLORIDA HOSPITAL DELAND	10	10,568	1,423	12%	12,001
ADVENTHEALTH CENTRA CARE ST CLOUD	1	10,266	1,706	14%	11,973
FLORIDA HOSPITAL WATERMAN LABORATORY	70	10,997	865	7%	11,932
BAPTIST HEALTH SOUTH FLORIDA - COUNTRY WALK URGENT CARE		9,886	2,035	17%	11,921
ST MARKS HOSPITAL LABORATORY B	78	10,627	1,002	9%	11,707
WEST PALM HOSPITAL LAB		10,775	875	8%	11,650
SARKIS CLINICAL TRIALS	25	10,215	1,387	12%	11,627
AMERICAN FAMILY CARE	1	7,029	4,544	39%	11,574
GENE BY GENE, GENOMICS RESEARCH CENTER LAB	44	10,791	711	6%	11,546
LEON MEDICAL CENTERS LLC		9,208	2,253	20%	11,461
SYNERGY LABORATORIES	37	10,149	1,233	11%	11,419
H LEE MOFFITT CANCER CENTER LABORATORY	4	10,989	292	3%	11,285
FLORIDA HOSPITAL FLAGLER	29	10,180	1,011	9%	11,220
NCF DIAGNOSTICS & DNA TECHNOLOGIES LAB	276	10,318	575	5%	11,169
MEDARBOR DIAGNOSTICS	1	9,733	1,162	11%	10,896
OCALA REGIONAL MEDICAL CENTER		9,581	1,302	12%	10,883
FLORIDA HOSPITAL OCALA		9,726	1,149	11%	10,875
BROWARD HEALTH NORTH CLINICAL LABORATORY		9,602	1,174	11%	10,776
NCH DOWNTOWN NAPLES HOSPITAL	18	9,824	846	8%	10,688
LABSTAT LLC	27	10,157	493	5%	10,677
INDIAN RIVER MEDICAL CENTER		9,382	1,149	11%	10,531
FLORIDA HOSPITAL OF CARROLLWOOD	23	9,001	1,492	14%	10,516
NORTH SHORE MEDICAL CENTER		8,800	1,704	16%	10,504
ADVENTHEALTH CENTRA CARE CLERMONT		8,988	1,450	14%	10,438
LARKIN COMMUNITY HOSPITAL INC DBA CARDIOTROPIC		6,819	3,619	35%	10,438
FIRST CHOICE LABORATORY LLC	112	9,633	620	6%	10,365
AVECINA MEDICAL	4	6,210	4,137	40%	10,351
LEE HEALTH - GULF COAST MEDICAL CENTER	2	8,509	1,832	18%	10,343
FLORIDA HOSPITAL ZEPHYRHILLS	10	9,090	1,143	11%	10,243
NCH NORTH NAPLES HOSPITAL	10	9,291	937	9%	10,238
LEE HEALTH CONVENIENT CARE - PAGE FIELD		9,132	1,071	10%	10,203
SANTA ROSA MEDICAL CENTER	2	8,632	1,567	15%	10,201
ADVENTHEALTH CENTRA CARE UNIVERSITY	1	8,951	1,199	12%	10,151
BAPTIST HEALTH - BEACHES		9,347	700	7%	10,047
ANNE BATES LEACH EYE HOSPITAL/ ABLEH MICROBIOLOGY LABORATORY	9	9,886	135	1%	10,030
P4 CLINICAL, LLC	205	8,826	996	10%	10,027
ADVENTHEALTH CENTRA CARE WINTER GARDEN	1	8,818	1,141	11%	9,960
ADVENTHEALTH CENTRA CARE WINTER PARK		8,914	1,043	10%	9,957



# COVID-19: testing by laboratory

Data through May 16, 2021 verified as of May 17, 2021 at 09:25 AM

Data in this report are provisional and subject to change.

The numbers in the table below represent the number of Florida and non-Florida residents for whom test results were received by the Department of Health. A person can be tested by more than one laboratory and can have both positive and negative results. **Therefore, the sum of the numbers in each column will be larger than the total number of people tested.**

Reporting lab	Inconclusive	Negative	Positive	Percent positive	Total
MINUTECLINIC LLC		8,561	1,383	14%	9,944
ST LUCIE MEDICAL CENTER		8,199	1,710	17%	9,909
PARAMOUNT URGENT CARE	4	6,291	3,607	36%	9,902
SRQ DRIVE THROUGH		8,944	905	9%	9,849
CLEVELAND CLINIC MARTIN NORTH HOSPITAL		8,760	1,023	10%	9,783
AVECINA	20	9,009	705	7%	9,734
BOSTON HEART DIAGNOSTICS CORP		8,475	1,219	13%	9,694
CLEVELAND CLINIC MARTIN SOUTH HOSPITAL	1	8,645	1,003	10%	9,649
PALM BEACH BALL PARK		8,607	1,039	11%	9,646
MEMORIAL HOSPITAL WEST LABORATORY SERVICES	15	8,780	839	9%	9,634
BAPTIST HEALTH SOUTH FLORIDA - MIAMI LAKES URGENT CARE		7,565	2,022	21%	9,587
MEMORIAL HOSPITAL MICRO		8,975	609	6%	9,584
ADVENTHEALTH CENTRA CARE LAKELAND	1	8,240	1,318	14%	9,559
UNIVERSITY HOSPITAL AND MEDICAL CENTER		8,003	1,447	15%	9,450
SOUTH BAY HOSPITAL CLINICAL LAB	1	8,345	980	11%	9,326
BAYCARE COMMUNITY HEALTH		9,079	199	2%	9,278
INFORM DIAGNOSTICS, INC		8,682	530	6%	9,212
ADVENTHEALTH CENTRA CARE HUNTERS CREEK	3	7,907	1,191	13%	9,101
ADVENTHEALTH CENTRA CARE LEE ROAD		8,086	974	11%	9,060
POINCIANA MEDICAL CENTER		7,142	1,892	21%	9,034
WEST MARION COMMUNITY HOSPITAL LAB		7,588	1,418	16%	9,006
CERNERELR_BAYCARE	43	8,320	616	7%	8,979
ADVENTHEALTH EXPRESS CARE		7,423	1,516	17%	8,939
ADVENTHEALTH CENTRA CARE SANFORD		7,806	1,107	12%	8,913
QDX PATHOLOGY SERVICES	2	8,481	424	5%	8,907
KD MEDICAL CHOICE LLC	5	8,126	774	9%	8,905
FLORIDA HOSPITAL FISH MEMORIAL	19	7,559	1,301	15%	8,879
BAYFRONT HEALTH - PORT CHARLOTTE		8,199	674	8%	8,873
LAKWOOD RANCH MEDICAL CENTER		8,108	682	8%	8,790
ISPM LABS, LLC DBA CAPSTONE DIAGNOSTICS, LLC		8,178	405	5%	8,583
MORTON PLANT-MEASE	5	7,718	850	10%	8,573
ATLANTIS URGENT CARE	12	6,722	1,800	21%	8,534
ADVENTHEALTH CENTRA CARE APOPKA	1	7,276	1,211	14%	8,488
ADVENTHEALTH CENTRA CARE DR PHILLIPS		7,622	847	10%	8,469
ADVENTHEALTH CENTRA CARE LAKE MARY	2	7,377	1,082	13%	8,461
EGLIN AIR FORCE BASE	14	6,585	1,796	21%	8,395
HIALEAH HOSPITAL	4	6,556	1,822	22%	8,382
EMERALD COAST URGENT CARE		6,617	1,749	21%	8,366
ADVENTHEALTH CENTRA CARE MOUNT DORA		7,114	1,243	15%	8,357
BAPTIST HEALTH SOUTH FLORIDA - WESTCHESTER URGENT CARE		6,901	1,442	17%	8,343
ARCPOINT LABS OF FORT MYERS	5	7,374	960	12%	8,339
SPORTS DRUG TESTING LABORATORY	160	7,946	230	3%	8,336
ADVENTIST HEALTH SYSTEMS, SUNBELT INC		7,182	1,140	14%	8,322
MINUTECLINIC LLC #1067		7,150	1,163	14%	8,313
AVECINA MEDICAL OAKLEAF	3	6,977	1,330	16%	8,310
ADVENTHEALTH CENTRA CARE KISSIMMEE		7,382	859	10%	8,241
CERNERELR_BAPTISTMIAMI	31	7,313	862	11%	8,206

# COVID-19: testing by laboratory

Data through May 16, 2021 verified as of May 17, 2021 at 09:25 AM

Data in this report are provisional and subject to change.

The numbers in the table below represent the number of Florida and non-Florida residents for whom test results were received by the Department of Health. A person can be tested by more than one laboratory and can have both positive and negative results. **Therefore, the sum of the numbers in each column will be larger than the total number of people tested.**

Reporting lab	Inconclusive	Negative	Positive	Percent positive	Total
BAPTIST HEALTH SOUTH FLORIDA - DORAL URGENT CARE		6,527	1,563	19%	8,090
WELLINGTON REGIONAL MEDICAL CENTER		7,444	638	8%	8,082
OVIEDO MEDICAL CENTER		7,181	818	10%	7,999
HOLMES REG MED CENTER CLINICAL LAB		7,143	813	10%	7,956
EMPIRE CITY LABORATORIES INC	99	6,689	1,104	14%	7,892
BAPTIST HEALTH - NASSAU		7,504	378	5%	7,882
GENOSUR LLC	26	7,695	100	1%	7,821
ADVENTHEALTH CENTRA CARE ALTAMONTE		6,815	973	12%	7,788
DYNIX DIAGNOSTIX		7,000	749	10%	7,749
MINUTECLINIC LLC #8396		6,589	1,157	15%	7,746
MEDEXPRESS URGENT CARE OF BOYNTON BEACH LLC		7,018	628	8%	7,646
COMMUNITY HEALTH CENTERS OF PINELLAS INC	2	6,230	1,414	18%	7,646
ST PETERSBURG GENERAL HOSPITAL		6,528	1,083	14%	7,611
NCH NORTH NAPLES HOSPITAL LAB	15	6,733	833	11%	7,581
IMPERIAL POINT MEDICAL CENTER		6,913	657	9%	7,570
PARAMOUNT URGENT CARE INC	1	5,033	2,535	33%	7,569
SUNCOAST PATHOLOGY ASSOCIATES		6,920	624	8%	7,544
MINUTECLINIC		6,454	1,087	14%	7,541
MEDEXPRESS URGENT CARE HUDSON		6,454	1,044	14%	7,498
ADVENT HEALTH - HEART OF FLORIDA ER	1	6,477	979	13%	7,457
MEDEXPRESS URGENT CARE	2	5,204	2,242	30%	7,448
ADVENTHEALTH CENTRA CARE AZALEA PARK		6,300	1,061	14%	7,361
SPECTOR SCIENTIFIC LAB	21	6,183	1,118	15%	7,322
MINUTE CLINIC LLC		6,377	909	12%	7,286
PHARMCO RX	2	6,942	340	5%	7,284
HOLIDAY CVS LLC		6,870	408	6%	7,278
AVERO DIAGNOSTICS - IRVING	11	6,706	478	7%	7,195
AHCC WESLEY CHAPEL		6,359	835	12%	7,194
ST JOSEPHS NORTH HOSPITAL LAB	7	6,103	1,041	15%	7,151
ADVENTHEALTH CENTRA CARE OVIEDO		6,138	985	14%	7,123
CLINICAL REFERENCE LABORATORY	2	6,745	371	5%	7,118
ACUTIS DIAGNOSTICS	171	5,754	1,155	16%	7,080
MINUTECLINIC LLC #3703		5,738	1,318	19%	7,056
UNKNOWN	6	3,545	3,495	50%	7,046
FORT WALTON BEACH MEDICAL CENTER		6,063	951	14%	7,014
FLORIDA FAMILY LABORATORY, INC DBA	65	6,440	500	7%	7,005
FLORIDA HOSPITAL NORTH PINELLAS	11	6,329	543	8%	6,883
FLORIDA COMMUNITY HEALTH CENTER		5,565	1,306	19%	6,871
SOLARIS DIAGNOSTICS	11	6,239	613	9%	6,863
LUMINUS DIAGNOSTICS		6,286	562	8%	6,848
RAULERSON HOSPITAL		5,936	894	13%	6,830
ANGEL KIDS PEDIATRICS		6,443	362	5%	6,805
MEDCOMP SCIENCES LLC	144	4,473	2,123	31%	6,740
DOCTORS URGENT CARE LLC	1	5,458	1,196	18%	6,655
VISTA CLINICAL	8	3,911	2,727	41%	6,646
MICROGEN DX	4	5,811	733	11%	6,548
LABORATORY OF FLORIDA LLC	41	5,901	578	9%	6,520

# COVID-19: testing by laboratory

Data through May 16, 2021 verified as of May 17, 2021 at 09:25 AM

Data in this report are provisional and subject to change.

The numbers in the table below represent the number of Florida and non-Florida residents for whom test results were received by the Department of Health. A person can be tested by more than one laboratory and can have both positive and negative results. **Therefore, the sum of the numbers in each column will be larger than the total number of people tested.**

Reporting lab	Inconclusive	Negative	Positive	Percent positive	Total
PUTNAM COMMUNITY MEDICAL CENTER		5,715	801	12%	6,516
ADVENTHEALTH CENTRA CARE LONGWOOD		5,659	829	13%	6,488
ADVENTHEALTH CENTRA CARE SOUTH ORANGE		5,570	904	14%	6,474
BAPTIST HEALTH SOUTH FLORIDA - PEMBROKE PINES URGENT CARE		5,360	1,101	17%	6,461
PEDIATRIC HEALTH CARE ALLIANCE PA		5,929	512	8%	6,441
NORTHWEST FLORIDA COMMUNITY HOSPITAL	47	4,911	1,482	23%	6,440
ADVENTHEALTH CENTRA CARE PORT ORANGE		5,463	976	15%	6,439
ADVENTHEALTH CENTRA CARE ORANGE LAKE		5,613	796	12%	6,409
DOCTORS URGENT CARE OF LUTZ LLC	1	5,199	1,182	19%	6,382
SOUTH FLORIDA BAPTIST HOSPITAL MICRO	4	5,265	1,076	17%	6,345
URGENT CARE OF THE PALM BEACHES		5,299	1,045	16%	6,344
PRO CLINIC		5,172	1,100	18%	6,272
MEDIPATH LLC		5,674	592	9%	6,266
ADVENTHEALTH CENTRA CARE SAND LAKE		5,568	687	11%	6,255
MEDEXPRESS URGENT CARE - GOLDEN GATE		5,451	761	12%	6,212
COASTAL MED URGENT CARE		4,599	1,607	26%	6,206
ALTRU DIAGNOSTICS INC	5	5,830	294	5%	6,129
HEALTH FIRST ADVENTHEALTH CENTRA CARE - TITUSVILLE		5,177	924	15%	6,101
BAPTIST HEALTH - NORTH		4,918	1,177	19%	6,095
ADVENTHEALTH CENTRA CARE LEESBURG		5,016	1,067	18%	6,083
MEDEXPRESS URGENT CARE - ROYAL PALM BEACH		5,378	671	11%	6,049
MEDEXPRESS URGENT CARE - ESTERO		5,362	642	11%	6,004
MINUTECLINIC LLC # 0709		5,044	925	15%	5,969
BAYFRONT HEALTH - VENICE REGIONAL MEDICAL	1	5,374	537	9%	5,912
PALMS OF PASADENA HOSPITAL		5,315	594	10%	5,909
BAPTIST HEALTH SOUTH FLORIDA - KENDALE LAKES URGENT CARE		4,750	1,092	19%	5,842
WESTCHESTER HOSPITAL	23	4,751	1,017	18%	5,791
URGENT CARE CURE	2	4,971	794	14%	5,767
DOCTORS HOSPITAL OF SARASOTA CLINICAL LABORATORY		5,002	718	13%	5,720
TALLAHASSEE PRIMARY CARE ASSOCIATES		5,090	629	11%	5,719
ADVENTHEALTH CENTRA CARE WINTER HAVEN	1	4,437	1,279	22%	5,717
MEDICAL DNA LABS LLC	3	5,209	497	9%	5,709
SUNRISE MEDICAL LABORATORIES	2	5,290	411	7%	5,703
THE CENTER FOR URGENT CARE	3	4,781	908	16%	5,692
PARAMOUNT URGENT CARE - WINDERMERE	3	3,844	1,842	32%	5,689
MEDEXPRESS URGENT CARE PALM BEACH GARDENS		5,141	530	9%	5,671
HEALTH FIRST ADVENTHEALTH CENTRA CARE GATEWAY	1	5,092	571	10%	5,664
BAPTIST HEALTH SOUTH FLORIDA - TAMiami TRAIL URGENT CARE		4,556	1,091	19%	5,647
ESCAMBIA COMMUNITY CLINICS INC	8	4,296	1,340	24%	5,644
HIGHLANDS REGIONAL MEDICAL CENTER		4,756	881	16%	5,637
MEDEXPRESS URGENT CARE - LAKELAND		4,889	692	12%	5,581
BAPTIST HEALTH SOUTH FLORIDA - CORAL SPRINGS URGENT CARE		4,783	790	14%	5,573
BAYFRONT HEALTH - SEVEN RIVERS		5,059	477	9%	5,536
TROPICANA FIELD - LOT 2	19	4,935	495	9%	5,449
QUICK CARE MED PL	2	4,601	815	15%	5,418
MINUTECLINIC LLC #3662		4,605	786	15%	5,391
BAYFRONT HEALTH - BROOKSVILLE		4,795	567	11%	5,362

# COVID-19: testing by laboratory

Data through May 16, 2021 verified as of May 17, 2021 at 09:25 AM

Data in this report are provisional and subject to change.

The numbers in the table below represent the number of Florida and non-Florida residents for whom test results were received by the Department of Health. A person can be tested by more than one laboratory and can have both positive and negative results. **Therefore, the sum of the numbers in each column will be larger than the total number of people tested.**

Reporting lab	Inconclusive	Negative	Positive	Percent positive	Total
BAPTIST HEALTH SOUTH FLORIDA - PINECREST URGENT CARE		4,586	758	14%	5,344
ADVENTHEALTH PROMPT CARE	2	3,955	1,370	26%	5,327
BAPTIST HEALTH SOUTH FLORIDA - CORAL GABLES URGENT CARE		4,409	883	17%	5,292
BETHESDA HOSPITAL WEST		4,760	532	10%	5,292
MINUTECLINIC LLC #3463		4,444	846	16%	5,290
BAYFRONT HEALTH - SPRING HILL		4,831	439	8%	5,270
MINUTECLINIC LLC # 3930		4,543	722	14%	5,265
MARTIN HOSPITAL SOUTH LAB		4,966	293	6%	5,259
BAPTIST HEALTH SOUTH FLORIDA - PALMETTO BAY URGENT CARE		4,400	835	16%	5,235
MINUTECLINIC LLC #1771		4,437	793	15%	5,230
BAPTIST HEALTH SOUTH FLORIDA - CORAL GABLES (UNIVERSITY) URGENT CARE		4,489	723	14%	5,212
VENTURE MEDICAL OF FLORIDA LLC		4,775	420	8%	5,195
FLAGLER HOSPITAL LABORATORY	8	4,046	1,138	22%	5,192
TRINITY SPRINGS		4,436	729	14%	5,165
BAYFRONTVENICEREGIONAL		4,959	168	3%	5,127
BAYFRONT HEALTH - PUNTA GORDA		4,705	380	7%	5,085
MINUTECLINIC LLC #7225		4,285	751	15%	5,036
MEASE DUNEDIN HOSPITAL	5	4,476	538	11%	5,019
ADVENTHEALTH CENTRA CARE COLONIAL TOWN	2	4,465	550	11%	5,017
ASCENSION SACRED HEART - EMERALD COAST		4,219	797	16%	5,016
MINUTECLINIC LLC #5253		4,171	845	17%	5,016
MINUTECLINIC LLC #3631		4,281	712	14%	4,993
MINUTECLINIC LLC 5852		4,316	667	13%	4,983
DESOTO MEMORIAL HOSPITAL	3	4,115	827	17%	4,945
PREMIER URGENT CARE OF BREVARD LLC	4	4,319	595	12%	4,918
MINUTECLINIC LLC # 0514		4,278	602	12%	4,880
ENGLEWOOD COMMUNITY HOSPITAL		4,432	414	9%	4,846
ADVENTIST HEALTH SYSTEMS SUNBELT IN DBA		4,273	560	12%	4,833
MINUTECLINIC LLC #5249		3,978	855	18%	4,833
MEDEXPRESS URGENT CARE CAPE CORAL		4,135	684	14%	4,819
MEMORIAL HOSPITAL- MIRAMAR	12	4,435	330	7%	4,777
MINUTECLINIC LLC #3291		4,071	678	14%	4,749
TWIN CITIES HOSPITAL	1	4,203	539	11%	4,743
MINUTECLINIC LLC #5190		3,933	803	17%	4,736
MINUTECLINIC LLC #5854		3,929	770	16%	4,699
MOFFITT CANCER CENTER	6	4,586	105	2%	4,697
LAKESIDE MEDICAL CENTER		3,788	877	19%	4,665
MINUTECLINIC LLC #3814		3,990	673	14%	4,663
PALMS MEDICAL GROUP	5	3,214	1,440	31%	4,659
US BIOTEK LABORATORIES	15	4,255	370	8%	4,640
PHYSICIANS REGIONAL MEDICAL CENTER - COLLIER BLVD	1	3,710	927	20%	4,638
NIGHT LITE PEDIATRICS	4	3,346	1,263	27%	4,613
HOLIDAY CVS LLC DBA CVS PHARMACY #5154		4,486	123	3%	4,609
STEWART ROCKLEDGE HOSPITAL	8	4,137	449	10%	4,594
PREMIER MEDICAL	2	4,494	95	2%	4,591
MINUTECLINIC LLC #7887		4,053	523	11%	4,576
MEDEXPRESS URGENT CARE LEHIGH ACRES		3,930	614	14%	4,544

# COVID-19: testing by laboratory

Data through May 16, 2021 verified as of May 17, 2021 at 09:25 AM

Data in this report are provisional and subject to change.

The numbers in the table below represent the number of Florida and non-Florida residents for whom test results were received by the Department of Health. A person can be tested by more than one laboratory and can have both positive and negative results. **Therefore, the sum of the numbers in each column will be larger than the total number of people tested.**

Reporting lab	Inconclusive	Negative	Positive	Percent positive	Total
SCION LAB SERVICES LLC	26	4,167	345	8%	4,538
ACCU REFERENCE MEDICAL LAB	9	3,705	808	18%	4,522
CARENOW URGENT CARE	2	2,935	1,572	35%	4,509
EXACT SCIENCES LABORATORIES, LLC		4,124	352	8%	4,476
GENESIS DIAGNOSTICS		4,220	255	6%	4,475
ADVENT HEALTH - NEW SMYRNA		3,791	681	15%	4,472
MINUTECLINIC LLC # 3686		3,809	660	15%	4,469
MINUTECLINIC LLC #4458		3,760	695	16%	4,455
AMELIA URGENT CARE		2,755	1,661	38%	4,416
MINUTECLINIC LLC #7886		3,838	573	13%	4,411
BAYA PHARMACY & URGENT CARE		3,272	1,131	26%	4,403
DOCTORS TEST CENTERS		3,906	494	11%	4,400
MARION E FETHER MEDICAL CENTER, THE		3,990	395	9%	4,385
LOWER KEYS MEDICAL CENTER		4,042	326	7%	4,368
ADVENTHEALTH CENTRA CARE		3,843	478	11%	4,321
ST. LUCIE MEDICAL CTR.		4,254	57	1%	4,311
AFC PHYSICIANS OF FLORIDA		3,349	928	22%	4,277
MINUTECLINIC LLC #3257		3,589	664	16%	4,253
MINUTECLINIC LLC #4201		3,697	535	13%	4,232
MINUTECLINIC, LLC #3204		3,542	673	16%	4,215
MINUTECLINIC LLC #4415		3,589	618	15%	4,207
MINUTECLINIC LLC #1807		3,544	661	16%	4,205
MINUTECLINIC LLC #5214		3,605	576	14%	4,181
BAPTIST HEALTH SOUTH FLORIDA - DAVIE URGENT CARE		3,379	735	18%	4,114
VA PAIN CLINIC	8	3,923	149	4%	4,080
MINUTECLINIC LLC # 3579		3,410	669	16%	4,079
MINUTECLINIC, LLC (CLINIC 10699)		3,592	484	12%	4,076
PARAMOUNT URGENT CARE - ORLANDO		2,956	1,118	27%	4,074
NIGHT LITE PEDIATRICS URGENT CARE	1	3,419	649	16%	4,069
MINUTECLINIC LLC #5924		3,490	520	13%	4,010
ADVENTHEALTH CENTRA CARE KIDS LAKE MARY		3,710	296	7%	4,006
BAPTIST HEALTH SOUTH FLORIDA - WESTON URGENT CARE		3,471	532	13%	4,003
MINUTECLINIC LLC #3748		3,297	699	17%	3,996
MINUTECLINIC, LLC #5817		3,343	648	16%	3,991
MINUTECLINIC LLC #7973		3,443	545	14%	3,988
MINUTECLINIC, LLC #4015		3,220	760	19%	3,980
PROHEALTH	3	2,352	1,610	41%	3,965
MINUTECLINIC LLC #1055		3,251	693	18%	3,944
MINUTECLINIC LLC # 7933		3,494	436	11%	3,930
MINUTECLINIC LLC #7173		3,413	513	13%	3,926
MINUTECLINIC LLC #3003		3,254	666	17%	3,920
HEALTH FIRST ADVENTHEALTH CENTRA CARE COCOA		3,535	385	10%	3,920
MINUTECLINIC LLC #3255		3,486	433	11%	3,919
ADVENT HEALTH CENTRA CARE -WINTER PARK KIDS URGENT CARE	4	3,607	301	8%	3,912
BARTOW REGIONAL MEDICAL CENTER	1	3,293	618	16%	3,912
VITRO MOLECULAR LABORATORIES	50	3,552	309	8%	3,911
PRECISION HEALTH SOLUTIONS		3,704	188	5%	3,892

# COVID-19: testing by laboratory

Data through May 16, 2021 verified as of May 17, 2021 at 09:25 AM

Data in this report are provisional and subject to change.

The numbers in the table below represent the number of Florida and non-Florida residents for whom test results were received by the Department of Health. A person can be tested by more than one laboratory and can have both positive and negative results. **Therefore, the sum of the numbers in each column will be larger than the total number of people tested.**

Reporting lab	Inconclusive	Negative	Positive	Percent positive	Total
MEDONE PLLC		3,003	886	23%	3,889
PARAMOUNT URGENT CARE - OVIEDO		2,924	957	25%	3,881
MC DIAGNOSTIC OF CONNECTICUT, PC #2220		3,327	533	14%	3,860
HEALTH FIRST ADVENTHEALTH CENTRA CARE MALABAR		3,467	374	10%	3,841
BRASHEAR'S VITAL CARE CORP		3,035	794	21%	3,829
SIPARADIGM LLC	59	3,504	264	7%	3,827
MINUTECLINIC LLC #3705		3,398	428	11%	3,826
MINUTECLINIC LLC #5216		3,317	509	13%	3,826
MEDEXPRESS URGENT CARE - VERO BEACH		3,322	482	13%	3,804
MEDEXPRESS URGENT CARE - DELAND		3,344	430	11%	3,774
WALGREEN CO	2	3,348	424	11%	3,774
MINUTECLINIC LLC #6007		3,249	497	13%	3,746
BAPTIST HEALTH SOUTH FLORIDA - BRICKELL URGENT CARE		3,110	634	17%	3,744
MINUTECLINIC LLC #3654		3,157	582	16%	3,739
LAKELAND REGIONAL HEALTH PABLO		3,260	432	12%	3,692
VERILY LIFE SCIENCES	3	3,607	75	2%	3,685
BAPTIST HEALTH - CLAY		3,219	453	12%	3,672
BAPTIST HEALTH URGENT CARE AT SAWGRASS		3,049	608	17%	3,657
BAPTIST HEALTH EMERGENCY CENTER COUNTRY WALK	1	3,115	540	15%	3,656
BMCT Molecular Diagnostics Subsection		3,094	557	15%	3,651
HEALTH CARE DISTRICT OF PALM BEACH COUNTY	2	3,372	267	7%	3,641
PHYSICIANS PRIMARY CARE	2	3,303	333	9%	3,638
MINUTECLINIC LLC #3285		3,191	430	12%	3,621
CLARITY LAB SOLUTIONS LLC		3,608	4	0%	3,612
MINUTECLINIC LLC #1350		3,208	402	11%	3,610
MINUTECLINIC, LLC # 4469		3,190	404	11%	3,594
MINUTECLINIC LLC #476		3,103	471	13%	3,574
MINUTECLINIC LLC #8381		3,106	455	13%	3,561
MINUTECLINIC LLC #4612		2,934	604	17%	3,538
MINUTECLINIC LLC #1821		3,143	388	11%	3,531
MINUTECLINIC LLC #3648		2,894	636	18%	3,530
ADVENTHEALTH CENTRA CARE CONWAY		3,002	526	15%	3,528
PRIMEHEALTH URGENT CARE INC		3,015	512	15%	3,527
MINUTECLINIC LLC #5157		3,109	414	12%	3,523
MIDWAY SPECIALTY CARE CENTER DIAGNOSTICS	38	3,238	240	7%	3,516
MINUTECLINIC LLC #4024		3,075	423	12%	3,498
MARINERS HOSPITAL	1	3,121	312	9%	3,434
GESSLER CLINIC	2	2,380	1,016	30%	3,398
IMMOKALEE CHD		3,155	234	7%	3,389
MINUTECLINIC LLC #3635		2,921	445	13%	3,366
MEMORIAL HOSPITAL PEMBROKE	3	2,966	378	11%	3,347
MEDEXPRESS FORT MYERS		2,917	412	12%	3,329
MEDIQUICK URGENT CARE CENTERS INC		2,575	746	22%	3,321
ACCESS POINT HEALTHCARE URGENT & PRIMARY CARE	2	2,599	712	21%	3,313
BAPTIST HEALTH - OAKLEAF		2,791	510	15%	3,301
SELECT LABORATORIES - MARION COUNTY, FL LLC	5	2,955	316	10%	3,276
ADVENT HEALTH - DADE CITY		2,884	388	12%	3,272

# COVID-19: testing by laboratory

Data through May 16, 2021 verified as of May 17, 2021 at 09:25 AM

Data in this report are provisional and subject to change.

The numbers in the table below represent the number of Florida and non-Florida residents for whom test results were received by the Department of Health. A person can be tested by more than one laboratory and can have both positive and negative results. **Therefore, the sum of the numbers in each column will be larger than the total number of people tested.**

Reporting lab	Inconclusive	Negative	Positive	Percent positive	Total
MEDEXPRESS URGENT CARE CORAL SPRINGS		2,867	357	11%	3,224
MINUTECLINIC LLC #214		2,676	500	16%	3,176
BAY MEDICAL CENTER SACRED HEART HEALTH SYSTEM		2,519	655	21%	3,174
AFC PHYSICIANS OF FLORIDA PA		2,591	561	18%	3,152
CHARLES AIESI CONSULTING INC	16	2,806	318	10%	3,140
MEDEXPRESS URGENT CARE - CLEWISTON		2,594	501	16%	3,095
KEYS AHEC SCHOOL MEDICAL CLINIC	15	2,925	153	5%	3,093
JUPITER MEDICAL CENTER URGENT CARE		2,435	657	21%	3,092
NXGEN MDX LLC	7	2,740	342	11%	3,089
MINUTECLINIC LLC #1815		2,751	324	11%	3,075
JACKSON HOSPITAL CLINICAL LABORATORY		2,713	354	12%	3,067
HEALTH CENTRAL CLINICAL LABORATORY		2,664	388	13%	3,052
EMERGENCY PHYSICIANS MEDICAL CENTER		1,863	1,175	39%	3,038
VETERANS AFFAIRS MEDICAL CENTER - ORLANDO	1	1,343	1,689	56%	3,033
LAKE WALES MEDICAL CENTER INC		2,669	350	12%	3,019
MINUTECLINIC LLC #5069		2,505	480	16%	2,985
CAREFAST+	1	2,182	797	27%	2,980
MINUTECLINIC LLC #3236		2,599	380	13%	2,979
PARRISH MEDICAL CENTER	2	2,598	372	13%	2,972
GENOME LLC	2	2,746	202	7%	2,950
BAPTIST HEALTHCARE - GULF BREEZE HOSPITAL	3	2,445	489	17%	2,937
APALACHEE CORRECTIONAL INSTITUTION EAST UNIT		2,901	34	1%	2,935
MEDEXPRESS URGENT CARE BOCA RATON		2,660	260	9%	2,920
STONE CLINICAL LABORATORIES		2,790	96	3%	2,886
WALGREENS ORLANDO	3	2,540	340	12%	2,883
DR G'S URGENT CARE		2,502	375	13%	2,877
BAPTIST HEALTH SOUTH FLORIDA - MIAMI BEACH URGENT CARE		2,444	426	15%	2,870
BLUE MED CONSULTANTS		2,754	112	4%	2,866
FLORIDA MEDICAL CLINIC	3	1,367	1,494	52%	2,864
MINUTECLINIC LLC		2,520	332	12%	2,852
MEDEXPRESS PORT CHARLOTTE		2,528	304	11%	2,832
AMELIA EXPRESS CARE LLC	10	2,471	345	12%	2,826
MINUTECLINIC LLC #8927		2,367	434	15%	2,801
DONALD W ROBERTSON DO PA		2,180	607	22%	2,787
CITRUS MEMORIAL HOSPITAL LABORATORY		2,253	529	19%	2,782
CELESTA MEDICAL SERVICES LLC DBA - AMERICAN RESEARCH LABS		2,544	236	8%	2,780
TAMPA COMMUNITY HOSPITAL		2,386	390	14%	2,776
MINI ER WATERFORD LAKES, THE		2,383	378	14%	2,761
GRAVITY DIAGNOSTICS, LLC	9	2,539	213	8%	2,761
PATIENTS FIRST - THOMASVILLE ROAD		2,464	293	11%	2,757
BOND URGENT CARE LLC		2,089	665	24%	2,754
SACRED HEART HEALTH SYSTEM, INC	1	1,875	873	32%	2,749
EMERALD COAST URGENT CARE, LLC	1	2,062	678	25%	2,741
MINUTECLINIC LLC #5187		2,349	346	13%	2,695
NCHMD INC		2,253	405	15%	2,658
OPTUM LABS LLC	1	2,441	214	8%	2,656
MINUTECLINIC LLC #3637		2,124	520	20%	2,644

# COVID-19: testing by laboratory

Data through May 16, 2021 verified as of May 17, 2021 at 09:25 AM

Data in this report are provisional and subject to change.

The numbers in the table below represent the number of Florida and non-Florida residents for whom test results were received by the Department of Health. A person can be tested by more than one laboratory and can have both positive and negative results. **Therefore, the sum of the numbers in each column will be larger than the total number of people tested.**

Reporting lab	Inconclusive	Negative	Positive	Percent positive	Total
BAPTIST HEALTH EMERGENCY CENTER AT WEST CORAL WAY		2,174	448	17%	2,622
ASCENSION SACRED HEART - GULF		2,016	564	22%	2,580
PHYSICIANS STAT LAB INC	6	2,402	168	7%	2,576
ADVENT HEALTH - OCALA		2,124	447	17%	2,571
INTELEX LABS, LLC		2,449	84	3%	2,533
WHOLE FAMILY HEALTH CENTER INC		2,006	522	21%	2,528
CORE DIAGNOSTIC LABORATORIES LLC	17	2,127	341	14%	2,485
EMERALD COAST URGENT CARE LLC		1,825	657	26%	2,482
PHYSICIANS STAT LAB	3	1,101	1,373	55%	2,477
PENSACOLA PEDIATRICS PA	1	2,276	180	7%	2,457
COMMUNITY HEALTH NORTHWEST FLORIDA	4	1,857	554	23%	2,415
WHITE WILSON MEDICAL CENTER		993	1,400	59%	2,393
NCH NORTHEAST	7	1,873	509	21%	2,389
ASSOCIATED PATHOLOGISTS, LLC	3	1,960	398	17%	2,361
TOM LEE COMMUNITY HEALTH CENTER	1	1,668	666	29%	2,335
UNIVERSITY OF NORTH FLORIDA STUDENT HEALTH		2,236	81	3%	2,317
PHYSICIAN ASSOCIATES		2,070	241	10%	2,311
LEE HEALTH - COCONUT POINT CLINICAL LAB	2	1,872	433	19%	2,307
MARTIN HEALTH SYSTEM - ST LUCIE WEST		2,087	199	9%	2,286
BIO-TECH CLINICAL LABORATORIES INC		1,964	316	14%	2,280
MEDICAL CONSULTANTS OF FLORIDA, LLC	2	1,935	341	15%	2,278
FIU-HEALTH AUXILIARY LABORATORY	6	2,094	137	6%	2,237
BAYFRONT HEALTH - CITRUS HILLS		1,981	248	11%	2,229
PRIMEHEALTH URGENT CARE	1	1,865	361	16%	2,227
BARDMOOR LABORATORY	9	1,884	325	15%	2,218
FLOWERS HOSPITAL		2,010	192	9%	2,202
LITTLE PINE PEDIATRICS	1	1,913	278	13%	2,192
MINUTECLINIC, LLC #3245		1,796	395	18%	2,191
DOC SMILEYS URGENT CARE LLC		1,796	388	18%	2,184
ABSOLUTE GENOMICS	3	1,898	264	12%	2,165
ADVANCED MEDICAL OF NAPLES LLC		1,914	242	11%	2,156
FG RAPID RESULTS	6	1,754	395	18%	2,155
READY RESPONDERS FLORIDA, PLLC		1,835	280	13%	2,115
GENUS3		1,986	74	4%	2,060
MIAMI JEWISH HEALTH SYSTEMS		1,963	89	4%	2,052
ARCPOINT LABS		1,434	615	30%	2,049
STATMED OCALA	7	1,842	197	10%	2,046
OPTUMCARE FLORIDA LLC		1,676	328	16%	2,004
WILLIAM OWEN PASS PARK		1,738	257	13%	1,995
ED FRASER MEMORIAL HOSPITAL		1,723	261	13%	1,984
GENESIS LABORATORY MANAGEMENT	15	1,707	259	13%	1,981
DOC SMILEY'S URGENT CARE		1,706	247	13%	1,953
AMERICAN SCIENTIFIC LABORATORIES LLC		1,897	51	3%	1,948
BROWNWOOD CARE CENTER		1,710	234	12%	1,944
MEDFAST URGENT CARE CENTERS LLC	2	608	1,334	69%	1,944
SUNRISE URGENT CARE ASSOCIATES LLC D/B/A	10	1,378	555	29%	1,943
PATIENTS FIRST LAKE ELLA MEDICAL CENTER		1,755	188	10%	1,943



# COVID-19: testing by laboratory

Data through May 16, 2021 verified as of May 17, 2021 at 09:25 AM

Data in this report are provisional and subject to change.

The numbers in the table below represent the number of Florida and non-Florida residents for whom test results were received by the Department of Health. A person can be tested by more than one laboratory and can have both positive and negative results. **Therefore, the sum of the numbers in each column will be larger than the total number of people tested.**

Reporting lab	Inconclusive	Negative	Positive	Percent positive	Total
LABORATORY SPECIALISTS OF MICHIGAN		1,601	333	17%	1,934
PROHEALTH MEDICAL CLINIC		1,250	648	34%	1,898
BROAD INSTITUTE CLINICAL SEQUENCING RESEARCH PLATFORM	17	1,806	70	4%	1,893
PROJECT HEALTH, INC SUMTERVILLE	5	1,542	333	18%	1,880
ER QUICKCARE PL		1,577	259	14%	1,836
NEIGHBORHOOD MEDICAL CENTER INC	17	1,632	186	10%	1,835
PEDIATRIC HEALTH CARE ALLIANCE - NORTHDAL		1,674	160	9%	1,834
KETAMINE HEALTH CENTERS LLC	1	1,661	152	8%	1,814
QUICK CARE MED		1,445	351	20%	1,796
IGENOMIX USA LLC	55	1,570	165	9%	1,790
NORTH SHORE LONG ISLAND JEWISH HEALTH	1	1,679	96	5%	1,776
ADVENTHEALTH CENTRA CARE TRINITY		1,528	245	14%	1,773
SPARROW HEALTHCARE	2	1,508	254	14%	1,764
MEDEXPRESS URGENT CARE - JAX ATLANTIC BLVD		1,530	231	13%	1,761
FLORIDA DEPARTMENT OF HEALTH IN POLK COUNTY	2	1,346	411	23%	1,759
RIVER TOWN DIAGNOSTIC LLC		1,470	286	16%	1,756
VRL EUROFIN		1,713	42	2%	1,755
SPEARHEAD MEDICAL		1,619	131	7%	1,750
PARAMOUNT URGENT CARE - CLERMONT		1,004	742	42%	1,746
Community_Health		1,533	199	11%	1,732
MYTEST DIAGNOSTICS		1,651	81	5%	1,732
SHELL POINT NURSING PAVILION	1	1,647	78	5%	1,726
LABTECH DIAGNOSTIC		1,430	294	17%	1,724
COLLIER URGENT CARE CENTERS CREEKSIDE		1,514	189	11%	1,703
FIRST QUALITY LABORATORY		1,589	106	6%	1,695
JW PLASTIC SURGERY		1,449	246	15%	1,695
BAPTIST HEALTH SOUTH FLORIDA - KEY BISCANE URGENT CARE EXPRESS		1,483	199	12%	1,682
NORTH VISTA HOSPITAL LABORATORY		1,395	284	17%	1,679
CYPRESS VILLAGE	1	1,632	30	2%	1,663
CAREMED CLINIC LLC	1	1,343	316	19%	1,660
ST ANNES NURSING CENTER		1,621	33	2%	1,654
MEDLAB DIAGNOSTICS, LLC		1,537	116	7%	1,653
PARAMOUNT URGENT CARE VILLAGES		1,065	578	35%	1,643
LPG COCONUT POINT		1,394	243	15%	1,637
UNIVERSITY OF ALABAMA AT BIRMINGHAM		1,588	48	3%	1,636
ELLENTON URGENT CARE		1,385	238	15%	1,623
OPTEO LABORATORY		1,578	36	2%	1,614
BAPTIST HEALTH SOUTH FLORIDA - COUNTRY WALK URGENT CARE EXPRESS		1,365	248	15%	1,613
CAREFAST MURABELLA		1,074	522	33%	1,596
MATRIX CLINICAL LABS (FORMERLY BIOCERNA LLC)	13	1,413	169	11%	1,595
ASSURANCE SCIENTIFIC LABORATORIES	1	1,299	283	18%	1,583
PRIMARY CARE SOUTH INC		1,076	500	32%	1,576
MELBOURNE MEDICAL LABORATORY	2	1,367	205	13%	1,574
BAPTIST HEALTHCARE - JAY HOSPITAL	3	1,179	380	24%	1,562
BREVARD HEALTH ALLIANCE INC, THE		1,457	105	7%	1,562
EUROFIN NTD, LLC		1,508	45	3%	1,553
UHEALTH CLINIC AT WALGREENS		1,255	296	19%	1,551

# COVID-19: testing by laboratory

Data through May 16, 2021 verified as of May 17, 2021 at 09:25 AM

Data in this report are provisional and subject to change.

The numbers in the table below represent the number of Florida and non-Florida residents for whom test results were received by the Department of Health. A person can be tested by more than one laboratory and can have both positive and negative results. **Therefore, the sum of the numbers in each column will be larger than the total number of people tested.**

Reporting lab	Inconclusive	Negative	Positive	Percent positive	Total
NYU HOSPITALS CENTER CLINICAL LABORATORIES		1,495	49	3%	1,544
INNOVATIVE TRANSFUSION MEDICINE, INC	11	1,336	179	12%	1,526
ACCESS MEDICAL LABS		777	748	49%	1,525
ADDICTION LABS OF AMERICA	3	1,435	84	6%	1,522
NORTH FLORIDA PEDIATRICS - LAKE CITY		1,287	228	15%	1,515
CREEKSIDE CARE CENTER	1	1,321	188	12%	1,510
SMA LAB	12	1,332	163	11%	1,507
GROWING TOGETHER PEDIATRICS LLC		1,427	75	5%	1,502
PALM BAY HOSPITAL CLINICAL LABORATORY		1,093	401	27%	1,494
TREASURE COAST MEDICAL ASSOCIATES INC		748	741	50%	1,489
CARENOW URGENT CARE - FORT PIERCE		1,059	412	28%	1,471
PEDIATRICS OF CENTRAL FLORIDA PA	20	1,373	73	5%	1,466
PALM BEACH ATLANTIC UNIVERSITY		1,409	52	4%	1,461
NORTH OKALOOSA MEDICAL CENTER		1,096	355	24%	1,451
ADVANCE MEDICAL OF NAPLES		327	1,124	77%	1,451
STEWART REFERENCE LABORATORY	1	896	546	38%	1,443
TEMPUS CLINICAL LABORATORY	10	1,274	155	11%	1,439
UHEALTH DEERFIELD BEACH/UMSYLVESTER DEERFIELD BEACH LABORATORY	3	1,380	55	4%	1,438
MINUTE CLINIC INCORPORATE		1,373	56	4%	1,429
PROJECT HEALTH INC	4	1,217	207	14%	1,428
6TH MEDICAL GROUP - MCDILL AFB	3	1,347	77	5%	1,427
PATIENTS CHOICE LABORATORIES		831	592	42%	1,423
COASTAL LABORATORIES	1	1,127	287	20%	1,415
AMELIA EXPRESS CARE	1	772	635	45%	1,408
FAMILY HEALTH CENTERS OF SOUTHWEST FLORIDA INC		1,272	132	9%	1,404
LAKE BALDWIN		1,326	71	5%	1,397
USF MORSANI CENTER FOR ADVANCED HEALTH CARE		1,226	167	12%	1,393
BETHESDA HEALTH URGENT CARE		1,170	195	14%	1,365
PALM HARBOR PHARMACY		1,191	173	13%	1,364
EAST LAKE PEDIATRICS		1,223	136	10%	1,359
VAVA PARTNERS LLC		529	828	61%	1,357
ASCENSION ST VINCENT'S - SOUTHSIDE		1,308	49	4%	1,357
ST PETERSBURG PEDIATRICS	1	1,227	127	9%	1,355
ADVANCED DIAGNOSTIC LABORATORY		1,298	47	3%	1,345
CARE ONE OF FLORIDA LLC		996	345	26%	1,341
INTERLACHEN PEDIATRICS PA		1,271	65	5%	1,336
NAPLES URGENT CARE	1	870	452	34%	1,323
LAB24 INC	3	643	677	51%	1,323
XPRESS URGENT CARE	4	1,109	202	15%	1,315
HOLIDAY CVS LLC DBA CVSPHARMACY #5155		1,240	72	5%	1,312
NORTH FLORIDA PEDIATRICS-TALLAHASSEE	1	1,189	108	8%	1,298
HALIFAX MEDICAL CENTER-PORT ORANGE LAB		1,130	165	13%	1,295
SOLARIS HEALTHCARE PALATKA		1,187	106	8%	1,293
INTERLACHEN PEDIATRICS		1,233	44	3%	1,277
COASTAL PEDIATRIC GROUP		1,106	163	13%	1,269
PENSACOLA PEDIATRICS PA - TIGER POINT	24	1,121	122	10%	1,267
PROFESSIONAL HEALTH EXAMINERS DBA PROHEALTH	1	1,031	230	18%	1,262

# COVID-19: testing by laboratory

Data through May 16, 2021 verified as of May 17, 2021 at 09:25 AM

Data in this report are provisional and subject to change.

The numbers in the table below represent the number of Florida and non-Florida residents for whom test results were received by the Department of Health. A person can be tested by more than one laboratory and can have both positive and negative results. **Therefore, the sum of the numbers in each column will be larger than the total number of people tested.**

Reporting lab	Inconclusive	Negative	Positive	Percent positive	Total
STAGEZERO LIFE SCIENCES INC	4	1,153	105	8%	1,262
FISHERMENS HOSPITAL CLINICAL LAB		1,157	100	8%	1,257
ARCPPOINT LABS OF CORAL SPRINGS FL		992	252	20%	1,244
CATALYST WALK IN CLINIC		986	242	20%	1,228
BERNHARDT LABORATORIES	3	1,127	96	8%	1,226
LOOP PEDIATRICS PA	3	1,048	171	14%	1,222
BREVARD HEALTH ALLIANCE		901	314	26%	1,215
EPN URGENT CARE NAPLES	2	792	421	35%	1,215
CLINICORE		1,124	91	7%	1,215
ALTAMONTE MD		982	232	19%	1,214
TYNDALL AIR FORCE BASE		985	217	18%	1,202
CLARITY LABS		1,083	109	9%	1,192
LAB DOCTOR		1,041	142	12%	1,183
CAPE CANAVERAL HOSPITAL		868	312	26%	1,180
MIDWAY SPECIALLY CARE CENTER	3	931	222	19%	1,156
PROFESSIONAL HEALTH EXAMINERS		996	153	13%	1,149
MILLER BIOCONNECT		1,053	94	8%	1,147
NORTH FLORIDA MEDICAL GROUP		984	161	14%	1,145
PRIMARY CARE OF THE TREASURE COAST		1,002	135	12%	1,137
CAPSTONE HEALTHCARE		802	330	29%	1,132
VERITAS GENETICS	61	945	119	11%	1,125
GENEIQ		1,057	65	6%	1,122
MINUTECLINIC, LLC DBA MINUTECLINIC #4717		1,077	43	4%	1,120
EMERALD COAST PEDIATRICS		1,058	57	5%	1,115
SPRING HILL HEALTH AND REHABILITATION CENTER		1,080	28	3%	1,108
LENCO MEDICAL LABORATORY		1,042	58	5%	1,100
XYZ LABORATORY	8	942	146	13%	1,096
THE HEALTH CENTER OF PLANT CITY		1,008	82	8%	1,090
CHILDRENS MEDICAL ASSOCIATION		992	88	8%	1,080
BAPTIST HEALTH - MD ANDERSON CANCER CENTER		1,074	6	1%	1,080
BHA CENTRAL COUNTY CLINIC		970	104	10%	1,074
HENDRY REGIONAL MEDICAL CENTER CLINICAL LABORATORY		809	259	24%	1,068
AMERICAN FAMILY CARE PENSACOLA WEST		533	533	50%	1,066
WOODLANDS MEDICAL SPECIALISTS		795	270	25%	1,065
RAINBOW RIVER MEDICAL LABORATORY		978	83	8%	1,061
PEDIATRIC HEALTHCARE ALLIANCE		1,003	56	5%	1,059
ADVENTHEALTH EXPRESS CARE AT WALGREENS		904	152	14%	1,056
CVS HEALTH	1	829	222	21%	1,052
MINUTECLINIC LLC #3281		914	137	13%	1,051
C.W. BILL YOUNG VA MEDICAL CENTER	1	23	1,024	98%	1,048
EAST LAKE PEDIATRICS PA		951	95	9%	1,046
24 HOUR PEDIATRIC CARE CENTER	4	969	70	7%	1,043
PENSACOLA PEDIATRICS	2	943	97	9%	1,042
NORTH FL SOUTH GA HCS-LAKE CITY		1,008	31	3%	1,039
VRL EUROFINIS - DALLAS		1,024	13	1%	1,037
NORTH SHORE LIJ URGENT CARE PC		975	60	6%	1,035
COVANCE CLINICAL RESEARCH UNIT INC		1,006	27	3%	1,033

# COVID-19: testing by laboratory

Data through May 16, 2021 verified as of May 17, 2021 at 09:25 AM

Data in this report are provisional and subject to change.

The numbers in the table below represent the number of Florida and non-Florida residents for whom test results were received by the Department of Health. A person can be tested by more than one laboratory and can have both positive and negative results. **Therefore, the sum of the numbers in each column will be larger than the total number of people tested.**

Reporting lab	Inconclusive	Negative	Positive	Percent positive	Total
JACKSONVILLE BEACH PEDIATRIC CARE CENTER		958	74	7%	1,032
DEPT OF VA MEDICAL CENTER - MIAMI	10	976	46	4%	1,032
MEDSTAR LABORATORY INC	6	1,022	1	0%	1,029
NORTH FLORIDA PEDIATRICS PA - SUWANNEE	3	893	131	13%	1,027
SOLARIS HEALTHCARE CHARLOTTE HARBOR		971	56	5%	1,027
Fernandina Beach Rehabilitation and Nursing Center	1	997	19	2%	1,017
VERITOR		852	162	16%	1,014
E-LAB OF FLORIDA		923	90	9%	1,013
PHAROS HEALTH		756	256	25%	1,012
CONSULATE HEALTH CARE OF NEW PORT RICHEY	2	883	127	13%	1,012
HISTOPATHOLOGY SERVICES, LLC		893	110	11%	1,003
CLINICAL ENTERPRISE, INC		977	25	2%	1,002
DAIRY ROAD URGENT CARE	2	839	159	16%	1,000
APLS SERVICES LLC D/B/A CLEAR DIAGNOSTICS	14	966	20	2%	1,000
VIERA HOSPITAL, INC		805	192	19%	997
SOUTHEAST ALABAMA MEDICAL CENT		935	60	6%	995
LAKELAND REGIONAL HEALTH - PWC/OB		36	954	96%	990
RESTORE HEALTH URGENT CARE		806	183	19%	989
CHURCH OF SCIENTOLOGY FLAG SERVICE ORGANIZATION		937	45	5%	982
UNIVERSITY OF WEST FLORIDA STUDENT HEALTH SERVICES	1	852	128	13%	981
DEPARTMENT OF CLINICAL LABS	2	958	21	2%	981
MOORINGS PARK INSTITUTE, INC, THE		941	38	4%	979
PALM GARDEN OF PORT SAINT LUCIE		961	12	1%	973
NORTH FLORIDA PEDIATRICS PA	2	852	117	12%	971
CALHOUN LIBERTY HOSPITAL		800	169	17%	969
REDI MED LLC		781	182	19%	963
WHITE-WILSON MEDICAL CENTER - FORT WALTON BEACH		932	26	3%	958
TACACHALE CLINICAL LABORATORY	1	904	50	5%	955
Point of Care Testing	1	128	825	86%	954
MOLECULAR TESTING LABS		862	90	9%	952
WELL HEALTH WORKS	23	848	79	8%	950
MEDICAL CENTER OF DELTONA, INC		816	132	14%	948
LEE COUNTY EMERGENCY MEDICAL SERVICE	1	817	126	13%	944
GULF COAST VILLAGE		900	43	5%	943
PALACE NURSING HOME & REHAB CENTER		900	43	5%	943
ABBOTT LABORATORIES		815	123	13%	938
ENCOMPASS HEALTH		915	22	2%	937
INTEGRITY LABORATORIES, LLC	4	767	165	18%	936
NCHMD, INC SOUTHEAST IMMEDIATE CARE		734	199	21%	933
GENE TOX WORLDWIDE	60	736	125	14%	921
DOCTOR'S MEMORIAL HOSPITAL		751	168	18%	919
COASTAL PHYSICIANS, LLC		741	175	19%	916
Victoria Nursing and Rehabilitation Center		857	55	6%	912
EXPRESS PHARMACY		838	71	8%	909
BOND CLINIC PA PEDIATRICS DEPT		847	61	7%	908
FAST TRACK URGENT CARE CENTER		4	903	100%	907
ANY LAB TEST NOW	2	627	277	31%	906

# COVID-19: testing by laboratory

Data through May 16, 2021 verified as of May 17, 2021 at 09:25 AM

Data in this report are provisional and subject to change.

The numbers in the table below represent the number of Florida and non-Florida residents for whom test results were received by the Department of Health. A person can be tested by more than one laboratory and can have both positive and negative results. **Therefore, the sum of the numbers in each column will be larger than the total number of people tested.**

Reporting lab	Inconclusive	Negative	Positive	Percent positive	Total
CLINICAL PATHOLOGY LABS INC		814	87	10%	901
MINUTECLINIC LLC, #10357		888	6	1%	894
FAMILY HEALTH CENTERS OF SWF LABS	2	765	124	14%	891
TOTAL RENAL LABORATORIES INC DBA DAVITA LABS	1	765	125	14%	891
Tampa Lakes Health and Rehabilitation Center	2	815	73	8%	890
CRUCIAL CARE EMERGENCY MEDICINE DOCTORS		712	174	20%	886
AMERICAN MEDICAL RESPONSE		865	10	1%	875
LIFE CARE CENTER OF NEW PORT RICHEY		835	40	5%	875
J AND G MEDICAL GROUP LLC		730	145	17%	875
PRIMARY CARE SERVICES AT ST ANDREWS ESTATES		871	3	0%	874
CARITHERS PEDIATRIC GROUP		812	61	7%	873
WHITE WILSON MEDICAL CENTER PA - NAVARRE		741	130	15%	871
PRIMARY CARE SERVICES AT INDIAN RIVER ESTATES		840	26	3%	866
AFC URGENT CARE CLEARWATER	1	182	682	79%	865
CITY MEDICAL OF NEW JERSEY, PC		787	77	9%	864
WATSON THERAPEUTICS INC	1	824	39	5%	864
RUSKIN HEALTH CENTER	1	583	278	32%	862
ADVENTHEALTH MEDICAL GROUP PROMPT CARE		629	231	27%	860
POINT WASHINGTON MEDICAL CLINIC	1	646	212	25%	859
CENTRAL FLORIDA HEALTH CARE INC		727	124	15%	851
FLORIDA GULF COAST UNIVERSITY		653	197	23%	850
Southern Oaks Care Center	1	808	38	4%	847
AUGUSTUS LABS LLC		696	148	18%	844
BRISTOL AT TAMPA, THE	4	818	22	3%	844
PALM GARDEN OF VERO BEACH		786	51	6%	837
PEDIATRIC HEALTHCARE ALLIANCE PA		770	62	7%	832
PEBBLEBROOK PHARMACY	1	689	139	17%	829
MEDONE URGENT CARE CENTER		604	224	27%	828
DYNIX DIAGNOSTICS	2	536	284	35%	822
FLORIDA HOSPITAL ORLANDO		743	74	9%	817
VITAS HEALTHCARE CORPORATION OF FLA	1	810	6	1%	817
FLAGLER COUNTY HEALTH DEPARTMENT	3	634	179	22%	816
THE PRESERVE		798	17	2%	815
ASAP LABS LLC	7	655	151	19%	813
VALENCIA HILLS HEALTH AND REHABILITATION CENTER		796	17	2%	813
GOLDEN GATE FAMILY CLINIC		332	479	59%	811
BUFFALO CROSSING HEALTHCARE & REHABILITATION CTR		791	19	2%	810
ASCENSION ST VINCENT'S - CLAY		775	35	4%	810
BOND AND STEELE CLINIC PA		597	212	26%	809
EMED LABS, LLC	3	783	19	2%	805
PRINCIPLE LABORATORY	8	771	23	3%	802
ORANGE BLOSSOM FAMILY HEALTH		750	48	6%	798
NITE LITE PEDIATRICS		234	564	71%	798
NONE		308	489	61%	797
TELESCOPE HEALTH LLC	4	671	121	15%	796
ADVENT HEALTH - DELTONA ER		658	136	17%	794
ETHOS WELLNESS PHARMACY		737	52	7%	789

# COVID-19: testing by laboratory

Data through May 16, 2021 verified as of May 17, 2021 at 09:25 AM

Data in this report are provisional and subject to change.

The numbers in the table below represent the number of Florida and non-Florida residents for whom test results were received by the Department of Health. A person can be tested by more than one laboratory and can have both positive and negative results. **Therefore, the sum of the numbers in each column will be larger than the total number of people tested.**

Reporting lab	Inconclusive	Negative	Positive	Percent positive	Total
SEMINOLE NURSING PAVILION		779	8	1%	787
LIFEBRITE	2	550	231	30%	783
WILLOWBROOKE COURT AT EDGEWATER POINTE ESTATES		764	9	1%	773
SAINTS 120 LLC	1	738	34	4%	773
DXTERITY DIAGNOSTICS	3	724	45	6%	772
VENICE REGIONAL BAYFRONT HEALTH (PULMONARY)		637	135	17%	772
MANOR CARE HEALTH SERVICES - FT MYERS		740	30	4%	770
ORLANDO HEALTH AND REHAB CENTER		723	45	6%	768
MOUNT SINAI LABORATORY		730	37	5%	767
LIFE CARE CENTER OF PENSACOLA		715	51	7%	766
KENDALL HEALTHCARE PROPERTIES DBA	2	731	30	4%	763
Crestview Rehabilitation Center	5	628	129	17%	762
RAINBOW PEDIATRIC CENTER PA		713	47	6%	760
PALM GARDEN OF CLEARWATER		741	18	2%	759
PEDIATRICS IN BREVARD PA		689	69	9%	758
BOCA GRANDE HEALTH CLINIC		715	40	5%	755
MAIN STREET MEDICAL CENTER		224	529	70%	753
NORTHEAST FLORIDA NEUROLOGY CLINICS, INC		637	113	15%	750
LIFE CARE CENTER OF ORANGE PARK		713	34	5%	747
ADVENT HEALTH LAB - ORLANDO		434	312	42%	746
HEARTLAND PEDIATRICS OF LAKE WALES		663	78	11%	741
SANTA ROSA MEDICAL GROUP		575	166	22%	741
BALDWIN PEDIATRICS	1	702	35	5%	738
ARTHREX MEDICAL CENTER	1	577	159	22%	737
EDEN SPRINGS NURSING AND REHAB CENTER		623	112	15%	735
GULF COAST MOLECULAR LABORATORIES	13	609	110	15%	732
CARE ONE OF FLORIDA	1	546	185	25%	732
MANOR PINES CONVALESCENT CENTER LLC	1	706	24	3%	731
NATURE COAST MEDICAL GROUP		599	132	18%	731
FORT MYERS INTERNAL MEDICINE, LLC		656	70	10%	726
ADVENT HEALTH - WESTCHASE ER		632	89	12%	721
DISNEY COVID TEST SITE		703	17	2%	720
DIAMOND RIDGE HEALTH AND REHABILITATION		683	36	5%	719
SOUTHERN LABORATORY SERVICES OF NWF		678	39	5%	717
VETERANS AFFAIRS MEDICAL CENTER	1	45	670	94%	716
NCH HEALTHCARE SYSTEM MICROBIOLOGY LAB		2	713	100%	715
SUWANNEE HEALTH AND REHABILITATION CENTER		709	5	1%	714
MEDONE URGENT CARE AT ST. AUGUSTINE		258	456	64%	714
JOHN KNOX VILLAGE HEALTH CENTER		682	31	4%	713
NCH HEALTHCARE BONITA		566	145	20%	711
OCALA FAMILY MEDICAL CENTER INC	2	615	93	13%	710
BAPTIST PRIMARY CARE	2	579	127	18%	708
CLIFFORD CHESTER SIMS STATE VETERANS		694	13	2%	707
EMERALD SHORES HEALTH AND REHABILITATION		604	102	14%	706
GRAND COURT TAMPA		702	4	1%	706
QUALITOX LABORATORIES		516	190	27%	706
Signature HealthCare Center of Waterford		664	37	5%	701

# COVID-19: testing by laboratory

Data through May 16, 2021 verified as of May 17, 2021 at 09:25 AM

Data in this report are provisional and subject to change.

The numbers in the table below represent the number of Florida and non-Florida residents for whom test results were received by the Department of Health. A person can be tested by more than one laboratory and can have both positive and negative results. **Therefore, the sum of the numbers in each column will be larger than the total number of people tested.**

Reporting lab	Inconclusive	Negative	Positive	Percent positive	Total
CHILDRENS CLINIC WEST FLORIDA PEDIATRICS		645	55	8%	700
FLORIDA HOSPITAL WAUCHULA		536	164	23%	700
AFC URGENT CARE		265	433	62%	698
HOLMES REGIONAL MEDICAL CENTER		11	686	98%	697
MAYFLOWER ASSISTED LIVING		688	7	1%	695
PREMIER MEDICAL LABORATORY SERVICES	2	468	225	32%	695
RIVER GARDEN HEBREW HOME FOR THE AGED		635	58	8%	693
VITAS HEALTHCARE CORP OF CENTRAL FL		665	26	4%	691
MEDICAL FP - WHOLE FAMILY HEALTH CENTER		567	120	17%	687
SIGNATURE HEALTHCARE OF BROOKWOOD GARDENS		673	11	2%	684
GOLDEN GLADES NURSING & REHABILITATION CTR		649	33	5%	682
PHYSICIANS PRIMARY CARE OF SOUTHWEST FLORIDA	1	650	29	4%	680
PALM BEACH COUNTY FIREFIGHTERS HEALTH CLINIC, LLC		581	98	14%	679
ADVENT HEALTH - TIMBERRIDGE ER		579	100	15%	679
NAPLES CHILDREN'S URGENT CARE		598	81	12%	679
AMERICA'S PHARMACY LLC		597	81	12%	678
PALM GARDEN OF OCALA		574	102	15%	676
SHORE ACRES CARE CENTER		635	40	6%	675
TREE HOUSE PEDIATRICS PLLC		606	68	10%	674
QUOTIENT SCIENCES		650	23	3%	673
MINI ER ADULT AND PEDIATRIC URGENT CARE		574	98	15%	672
FHMG FLORIDA HOSPITAL MEDICAL GROUP		626	46	7%	672
Plantation Bay Rehabilitation Center		648	24	4%	672
MICHAEL A MIDDLETON MD PA		637	32	5%	669
CLEWISTON NURSING AND REHABILITATION CENTER		655	14	2%	669
PALM GARDEN OF TAMPA		635	33	5%	668
ADVENTHEALTH MEDICAL GROUP PROMPT CAR	1	487	179	27%	667
LIFE CARE CENTER OF HILLIARD		641	22	3%	663
ST JOHN'S NURSING CENTER		637	25	4%	662
NSPIRE HEALTHCARE MIAMI LAKES	8	637	15	2%	660
NAIA		656	1	0%	657
WILLOW BROOKE COURT AT INDIAN RIVER ESTATES		611	45	7%	656
HMA SANTA ROSA MEDICAL CENTER LLC DBA		533	123	19%	656
POINT OF CARE TESTING SITE		630	26	4%	656
MAVERICK LABS		461	191	29%	652
SABAL PALMS HEALTH AND REHAB		593	58	9%	651
MID-FLORIDA PATHOLOGY		482	167	26%	649
ORLANDO ORTHOPAEDIC OUTPATIENT SURGERY CENTER LLC		641	4	1%	645
VETERANS AFFAIRS MEDICAL CENTER - JAMES A HALEY			640	100%	640
HARBOUR HEALTH CENTER		619	19	3%	638
ADDINGTON PLACE AT WELLINGTON GREEN		626	11	2%	637
SOLARIS HEALTHCARE LAKE CITY		533	103	16%	636
BALDOMERO LOPEZ STATE VETERANS NURSING HOME	2	628	6	1%	636
CHILDRENS MEDICAL ASSOCIATION PA		567	69	11%	636
FLORIDA DEPARTMENT OF HEALTH IN CALHOUN COUNTY		490	145	23%	635
CONTINENTAL CLINICAL RESEARCH, LLC		557	75	12%	632
EXPRESS URGENT CARE LLC		1	631	100%	632

# COVID-19: testing by laboratory

Data through May 16, 2021 verified as of May 17, 2021 at 09:25 AM

Data in this report are provisional and subject to change.

The numbers in the table below represent the number of Florida and non-Florida residents for whom test results were received by the Department of Health. A person can be tested by more than one laboratory and can have both positive and negative results. **Therefore, the sum of the numbers in each column will be larger than the total number of people tested.**

Reporting lab	Inconclusive	Negative	Positive	Percent positive	Total
PHYSICIANS PRIMARY CARE LAB	1	552	77	12%	630
MANOR CARE NURSING CENTER OF SARASOTA FL LLC		540	88	14%	628
SEBASTIAN RIVER MEDICAL CENTER	3	444	179	29%	626
FLORIDA HOSPITAL MEDICAL GROUP		365	261	42%	626
INTERNAL MEDICINE & PEDIATRICS OF TAMPA BAY PA		544	80	13%	624
CONSULATE HEALTHCARE OF VERO BEACH	14	527	83	13%	624
DAVITA LABS	4	613	7	1%	624
WELL-BEING MEDICAL CENTER PLLC		563	60	10%	623
AFC URGENT CARE FAMILY CARE			623	100%	623
VILLA MARIA NURSING & REHAB CENTER INC	1	603	17	3%	621
PALM GARDEN OF ORLANDO		586	34	5%	620
THERADOC		152	464	75%	616
PIONEER CLINICAL LAB LLC		505	110	18%	615
PALMETTO FAMILY HEALTHCARE	1	398	211	35%	610
HOLY CROSS HOSPITAL		12	598	98%	610
AFC URGENT CARE SEMINOLE	1		608	100%	609
FOUNTAIN MANOR HEALTH AND REHAB CENTER	1	580	22	4%	603
ANCIENT CITY PEDIATRICS	1	576	25	4%	602
MORSELIFE MEMORY CARE RESIDENCE		592	10	2%	602
HOPE HOSPICE AND COMMUNITY SERVICES INC	14	566	21	3%	601
HEALTH CENTER AT BRENTWOOD	1	553	47	8%	601
SUNSHINE URGENT CARE LLC		444	156	26%	600
MANOR OAKS NURSING & REHAB CENTER	5	593	2	0%	600
PATIENTS FIRST - MAHAN DRIVE		164	436	73%	600
NORTH FLORIDA RETIREMENT VILLAGE		595	5	1%	600
DASCENA, INC	3	537	60	10%	600
The Manor at Blue Water Bay		536	63	11%	599
INNOVATIVE GENOMICS, LLC	10	542	46	8%	598
NEW YORK HOSPITAL LABORATORIES	1	581	16	3%	598
FLORIDA HOSPITAL HEARTLAND MED CTR LAKE PLACID		473	124	21%	597
BONIFAY NURSING AND REHAB CENTER		563	33	6%	596
BODYK		584	11	2%	595
URGENT CARE EXPRESS LLC		235	359	60%	594
UNIVERSITY OF TAMPA INC, THE		572	21	4%	593
BROOKDALE FORT MYERS CYPRESS LAKE		590	2	0%	592
DOH - INDIAN RIVER		490	101	17%	591
HOSPICE OF THE FLORIDA SUNCOAST,THE		581	10	2%	591
DBI HEALTH INC		572	16	3%	588
LAUDERDALE NURSING CENTER LLC	1	567	19	3%	587
SHORELINE PHYSICIAN GROUP		364	223	38%	587
ENCOMPASS HEALTH REHABILITATION HOSPITAL OF SUNRISE	8	571	8	1%	587
AFC URGENT CARE TYRONE		4	582	99%	586
EMERALD COAST PEDIATRICS & ADOL		512	67	12%	579
CONSULATE HEALTH CARE OF BAYONET POINT	4	556	18	3%	578
WEST GABLES HEALTH CARE CENTER		567	11	2%	578
FLORIDA STATE HOSPITAL CLINICAL LABORATORY		574	3	1%	577
LIFE CARE CENTER OF WINTER HAVEN		557	20	3%	577



# COVID-19: testing by laboratory

Data through May 16, 2021 verified as of May 17, 2021 at 09:25 AM

Data in this report are provisional and subject to change.

The numbers in the table below represent the number of Florida and non-Florida residents for whom test results were received by the Department of Health. A person can be tested by more than one laboratory and can have both positive and negative results. **Therefore, the sum of the numbers in each column will be larger than the total number of people tested.**

Reporting lab	Inconclusive	Negative	Positive	Percent positive	Total
PLANT CITY PEDIATRICS	1	460	113	20%	574
PORT SAINT LUCIE HOSPITAL		563	10	2%	573
DIGNITY HEALING, LLC		553	19	3%	572
TENNESSEE DOH - NASHVILLE	2	504	66	12%	572
MEDICAL VB		451	121	21%	572
PALM GARDEN OF WINTER HAVEN	3	552	16	3%	571
NURSING PLUS OF BROWARD LLC	1	547	23	4%	571
ECCOLAB GROUP	1	149	420	74%	570
FIRST CHOICE PEDIATRICS		451	119	21%	570
Solaris Healthcare Daytona	2	518	50	9%	570
PREMIER MEDICAL CENTER LLC	11	530	28	5%	569
PEDIATRIC ASSOCIATES OF OCALA PA		526	42	7%	568
BENTON PEDIATRICS INC		510	58	10%	568
RICARDO NAVARRO DO PA		478	88	16%	566
NORTH FLORIDA REHABILITATION & SPECIALTY CARE		553	10	2%	563
MEMORIAL PEMBROKE 24/7 CARE CENTER		433	129	23%	562
ARCPPOINTS LABS		491	71	13%	562
CHAUTAUQUA REHABILITATION AND NURSING CENTER		549	12	2%	561
BAPTIST PRIMARY CARE, INC		530	31	6%	561
NEMOURS CHILDREN'S HOSPITAL		453	108	19%	561
CLINICAL LABS OF HAWAII		556	4	1%	560
VETERANS AFFAIRS MEDICAL CENTER - BAY PINES		19	541	97%	560
THE VILLAGES REGIONAL HOSPITAL FREESTANDING		509	51	9%	560
PEDIATRICS BY THE SEA		525	34	6%	559
CareATC - Jackson	120	391	46	8%	557
PALM GARDEN OF JACKSONVILLE	2	475	80	14%	557
LORI MCAULIFFE MD PA		508	47	8%	555
VETERANS AFFAIRS MEDICAL CENTER - GAINESVILLE		3	552	99%	555
BROWARD PARTNERSHIP	6	540	8	1%	554
CITRUS NURSING CENTER LLC		507	47	8%	554
JAMES A HALEY VETERANS HOSPITAL		1	553	100%	554
The Sands at South Beach		549	4	1%	553
THE PALACE AT HOMESTEAD	1	530	21	4%	552
Good Samaritan Society Kissimmee Village		483	66	12%	549
PENSACOLA PEDIATRICS MILTON		487	61	11%	548
CARENOW	2	309	237	43%	548
EXPERTUS LABORATORIES INC		448	100	18%	548
VITAE DIAGNOSTICS		534	13	2%	547
MEDIPATH		108	439	80%	547
GANDY CROSSING CARE CENTER	1	525	20	4%	546
Consulate Health Care of North Fort Myers		533	13	2%	546
MIDWAY SPECIALTY CARE CENTER	3	429	114	21%	546
NCF DIAGNOSTICS & DNA TECHNOLOGIES	15	213	318	58%	546
PARTICLE THEORY LABS		520	25	5%	545
COASTAL URGENT CARE		428	116	21%	544
DOCTORS CENTER, THE		432	111	20%	543
LITTLE PINE PEDIATRICS PLLC	3	477	61	11%	541

# COVID-19: testing by laboratory

Data through May 16, 2021 verified as of May 17, 2021 at 09:25 AM

Data in this report are provisional and subject to change.

The numbers in the table below represent the number of Florida and non-Florida residents for whom test results were received by the Department of Health. A person can be tested by more than one laboratory and can have both positive and negative results. **Therefore, the sum of the numbers in each column will be larger than the total number of people tested.**

Reporting lab	Inconclusive	Negative	Positive	Percent positive	Total
STEWARD SEBASTIAN RIVER MEDICAL CENTER		484	57	11%	541
JACKSON MEMORIAL LONG TERM CARE CENTER		505	36	7%	541
HERON POINTE HEALTH AND REHABILITATION	1	536	3	1%	540
MANOR AT CARPENTERS		507	32	6%	539
GEORGIA PUBLIC HEALTH LABORATORY		502	37	7%	539
KINDRED HOSPITAL	10	507	22	4%	539
MAGNOLIA FAMILY URGENT CARE		487	51	9%	538
FLOMEDILAB		301	236	44%	537
WHITE-WILSON MEDICAL CENTER - NICEVILLE		485	51	10%	536
ORLANDO HEALTH CENTER FOR REHABILITATION		520	15	3%	535
LIFE CARE CENTER OF PALM BAY		505	28	5%	533
SANDBAY URGENT CARE		433	100	19%	533
JACKSON MEMORIAL PERDUE MEDICAL CENTER		502	29	5%	531
METROPOLITAN HOSPITAL CENTER		521	9	2%	530
University Crossing		528	2	0%	530
MED FAST URGENT CARE CENTER		260	269	51%	529
ORLANDO VA MEDICAL CENTER		2	527	100%	529
LIFE HOPE LABS, LLC		510	19	4%	529
CLERMONT HEALTH AND REHABILITATION CENTER		496	33	6%	529
TRINITY REGIONAL REHAB CENTER		496	33	6%	529
BROOKSVILLE HEALTHCARE CENTER LLC		514	15	3%	529
MEDICAL CENTER CLINIC-IMMEDIATE CARE	1	423	104	20%	528
FLORIDA DEPARTMENT OF HEALTH CLAY COUNTY	1	426	101	19%	528
NEW PLANT CITY FAMILY CARE	1	290	234	45%	525
SOLARIS HEALTHCARE OSCEOLA		500	25	5%	525
SUSANNA WESLEY HEALTH CENTER		487	37	7%	524
ATLANTIC SHORES NURSING AND REHAB CENTER	1	510	13	2%	524
Palm Garden of Largo		520	4	1%	524
Solaris HealthCare Windermere		491	33	6%	524
HILLCREST HEALTH CARE & REHABILITATION CENTER	3	506	15	3%	524
STARKE FAMILY MEDICAL CENTER		429	95	18%	524
PARKLANDS FACILITY INC	4	477	42	8%	523
MEMPHIS PATHOLOGY LABORATORY	5	494	24	5%	523
MOOSEHAVEN HEALTH CENTER		469	54	10%	523
ST CLOUD REGIONAL MEDICAL CENTER CLINICAL LAB		394	129	25%	523
ENZO CLINICAL LABS INC	3	493	26	5%	522
OCEAN BIOSCIENCES		510	11	2%	521
THE SPRINGS AT BOCA CIEGA BAY		507	11	2%	518
PINES OF SARASOTA		508	9	2%	517
Ocala Health and Rehabilitation Center		493	24	5%	517
NEW YORK PRESBYTERIAN - CUMC CLINICAL		496	20	4%	516
AMBULATORY SURGERY CENTER OF BOCA RATON LTD		511	4	1%	515
PW WINDERMERE SUBTENANT LLC		511	4	1%	515
MEDFAST URGENT CARE CENTERS		231	283	55%	514
WIMAUMA COMMUNITY HEALTH CENTER		424	89	17%	513
BHA TITUSVILLE CLINIC		477	35	7%	512
ASSOCIATESMD MEDICAL GROUP INC		436	75	15%	511

# COVID-19: testing by laboratory

Data through May 16, 2021 verified as of May 17, 2021 at 09:25 AM

Data in this report are provisional and subject to change.

The numbers in the table below represent the number of Florida and non-Florida residents for whom test results were received by the Department of Health. A person can be tested by more than one laboratory and can have both positive and negative results. **Therefore, the sum of the numbers in each column will be larger than the total number of people tested.**

Reporting lab	Inconclusive	Negative	Positive	Percent positive	Total
BOULEVARD REHABILITATION CENTER		495	16	3%	511
TIDEWELL HOSPICE INC	2	501	7	1%	510
LA MER NH LLC		500	8	2%	508
FLO-MEDILAB SERVICES LLC		195	311	61%	506
SAMANTHA WILSON CARE CENTER	4	490	12	2%	506
VITAS HEALTHCARE CORPORATION		500	5	1%	505
AZALEA TRACE PHYSICIAN SERVICES		498	7	1%	505
FAIRWAY OAKS CENTER LLC	6	493	6	1%	505
UNIVERSITY OF CENTRAL FLORIDA HEALTH SERVICES		483	21	4%	504
ASCEND CLINICAL	7	415	82	16%	504
SOLARIS HEALTHCARE MERRITT ISLAND		442	62	12%	504
OKEECHOBEE COUNTY HEALTH DEPT	1	371	131	26%	503
MEDSCAN LABORATORY INC	1	284	218	43%	503
Heartland Healthcare of Ft. Myers	1	498	3	1%	502
Darcy Hall Of Life Care		488	14	3%	502
GOOD SAMARITAN CENTER		498	3	1%	501
ADVENTHEALTH EXPRESS CARE AT		417	84	17%	501
CLINICAL PATHOLOGY LABS		388	112	22%	500
Colonial Lakes Health Care		453	46	9%	499
Cypress Cove Care Center		398	101	20%	499
Williston Care Center		433	64	13%	497
TUSKAWILLA NURSING AND REHAB CENTER	2	487	8	2%	497
VILLAGE DOCTORS OF KEYSTONE		395	101	20%	496
SOLARIS HEALTHCARE BAYONET POINT		474	21	4%	495
VITAS LUTHERAN TOWERS INPATIENT PROGRAM		429	65	13%	494
AMEERAH LABS, LLC	2	402	89	18%	493
Parkview Rehabilitation Center at Winter Park		483	10	2%	493
ELLENTON PEDIATRICS		473	19	4%	492
Quest Diag Unspecifd	1	326	164	33%	491
EPN URGENT CARE		83	408	83%	491
Manatee Springs Rehabilitation and Nursing Center		469	20	4%	489
Life Care Center of Punta Gorda	1	470	15	3%	486
FAMILY EXPRESS URGENT CARE		5	479	99%	484
FLETCHER HEALTH AND REHABILITATION CENTER		480	3	1%	483
HARTS HARBOR HEALTH CARE CENTER		457	24	5%	481
PALM BEACH PEDIATRICS PA	2	416	62	13%	480
Bayside Care Center	1	459	20	4%	480
HOLISTIX TREATMENT CENTERS		469	11	2%	480
NAVAL HOSPITAL - JACKSONVILLE		138	341	71%	479
MOBILE MEDICAL ASSOCIATES PL	17	409	52	11%	478
Q ANSWER LAB	1	414	62	13%	477
HEALTHY STEPS PEDIATRICS		425	52	11%	477
AYERS HEALTH & REHABILITATION CENTER		470	7	1%	477
ADVENTHEALTH EXPRESS CARE AT WALGREENS 49TH STREET		405	71	15%	476
FAMILY CARE PARTNERS OF NORTHEAST FLORIDA LLC		396	79	17%	475
Santa Rosa Center for Rehabilitation and Healing		403	72	15%	475
SEASIDE HEALTH AND REHABILITATION CENTER		411	63	13%	474

# COVID-19: testing by laboratory

Data through May 16, 2021 verified as of May 17, 2021 at 09:25 AM

Data in this report are provisional and subject to change.

The numbers in the table below represent the number of Florida and non-Florida residents for whom test results were received by the Department of Health. A person can be tested by more than one laboratory and can have both positive and negative results. **Therefore, the sum of the numbers in each column will be larger than the total number of people tested.**

Reporting lab	Inconclusive	Negative	Positive	Percent positive	Total
MARION AND BERNARD L SAMSON NURSING CENTER		469	4	1%	473
HARDEE COUNTY HEALTH DEPARTMENT		383	88	19%	471
ONESTOP MEDICAL AND URGENT CARE LLC		408	63	13%	471
MANOR CARE OF BOYNTON BEACH LLC		447	24	5%	471
NTD_EUROFINS_AIMS		429	40	9%	469
ABBAY DELRAY		461	7	1%	468
PEDIATRIC HEALTH CARE ALLIANCE, PA		425	43	9%	468
ST PETERSBURG PEDIATRICS-SEMINOLE BLVD		394	73	16%	467
UNIVERSITY OF TAMPA STUDENT HEALTH AND SHC CLINICAL LABORATORY		298	168	36%	466
MANORCARE HEALTH SERVICES - VENICE		410	56	12%	466
BROOKDALE PALMER RANCH	1	407	57	12%	465
HEALTHWORKS MED GROUP OF FLORIDA PA	3	452	9	2%	464
COLLIER COUNTY JAIL		461	3	1%	464
AVANTE AT OCALA INC	5	426	32	7%	463
THE PALACE MANAGEMENT - THE PALACE AT CORAL GABLES		458	3	1%	461
ORCHARD PARK HEALTH & REHABILITATION		454	6	1%	460
PALM GARDEN OF WEST PALM BEACH	4	439	16	3%	459
BAPTIST HEALTH URGENT CARE AT PLANTATION		390	69	15%	459
INDIAN RIVER CTR, LLC		407	52	11%	459
TREASURE COAST COMMUNITY HEALTH	3	380	75	16%	458
MILLENNIA ADVANCED SCIENTIFIC LLC		406	51	11%	457
BLOUNTSTOWN REHABILITATION CENTER LLC		349	108	24%	457
ST PETERSBURG PEDIATRICS-PARK BLVD		414	42	9%	456
NATIONS BEST FAMILY HEALTH CARE		269	187	41%	456
CLARIDGE HOUSE NURSING CENTER		437	18	4%	455
RITECARE MEDICAL CENTER		365	90	20%	455
SPECIALTY HEALTH AND REHABILITATION CENTER		422	31	7%	453
WATERMARK LAKE POINTE WOODS LLC		435	18	4%	453
ROLLINS COLLEGE WELLNESS CENTER		130	322	71%	452
ST ANDREWS BAY SKILLED NURSING & PRO HEALTH		391	61	13%	452
RENAISSANCE AT THE TERRACES		440	8	2%	448
SMA SPECIALTY MEDICAL LAB		120	327	73%	447
DIAGNOSTIC & CLINICAL CARE SERVICES INC DBA		357	89	20%	446
DIAMOND RIDGE HEALTH AND REHABILITATION CENTER		424	22	5%	446
EMERITUS AT NAPLES	2	441	1	0%	444
WALGREENS 3173		402	40	9%	442
Destin Healthcare and Rehabilitation Center	1	401	40	9%	442
CHEEK AND SCOTT DRUGS INC		368	73	17%	441
ORCHARD RIDGE CARE AND REHABILITATION CENTER		421	19	4%	440
PENSACOLA PEDIATRICS, PA		421	19	4%	440
BROOKDALE LAKE TAVARES		431	8	2%	439
TAMARAC REHABILITATION & HEALTH CENTER		432	6	1%	438
ABBOTT DIAGNOSTICS		409	29	7%	438
FLORIDA HEART & VASCULAR MULTISPECIALTY GROUP PA		334	103	24%	437
PruittHealth Panama City	1	370	65	15%	436
Bardmoor Oaks Healthcare and Rehabilitation Center		422	14	3%	436

# COVID-19: testing by laboratory

Data through May 16, 2021 verified as of May 17, 2021 at 09:25 AM

Data in this report are provisional and subject to change.

The numbers in the table below represent the number of Florida and non-Florida residents for whom test results were received by the Department of Health. A person can be tested by more than one laboratory and can have both positive and negative results. **Therefore, the sum of the numbers in each column will be larger than the total number of people tested.**

Reporting lab	Inconclusive	Negative	Positive	Percent positive	Total
HEALTH CENTRAL PARK		368	68	16%	436
BAPTIST PRIMARY CARE INC	1	406	28	6%	435
APP-UNIPATH, LLC	2	417	16	4%	435
PORT CHARLOTTE HMA		387	47	11%	434
Life Care Center of Ocala		362	70	16%	432
Solaris Healthcare Lake Bennet		393	38	9%	431
PEACHTREE IMMEDIATE CARE		363	67	16%	430
AVECINA MEDICAL JULINGTON	1	240	189	44%	430
FLORIDA DEPT OF HEALTH IN BREVARD COUNTY	3	364	63	15%	430
HCSO OCCUPATIONAL HEALTH AND WELLNESS CENTER		344	83	19%	427
SUNLAND MARIANNA COX MEDICAL CENTER		383	43	10%	426
BAY VILLAGE OF SARASOTA INC		423	3	1%	426
SUN COUNTRY PEDIATRICS PLLC	9	378	37	9%	424
FLORIDA DEPARTMENT OF HEALTH IN LIBERTY COUNTY	3	324	97	23%	424
PALMS OF SEBRING		386	38	9%	424
LUIS A GHIGLINO MD PA		412	12	3%	424
Bay Breeze Senior Living and Rehabilitation Center		371	53	13%	424
SABAL DIRECT PRIMARY CARE, PA		339	84	20%	423
MY HEALTHY BLUEPRINT BY BAPTIST HEALTH CARE		355	68	16%	423
SANFORD LABORATORIES		378	43	10%	421
The Care Center at Pinellas Park	1	406	14	3%	421
LEHIGH REGIONAL MEDICAL CENTER LAB	2	372	47	11%	421
GARCIA CLINICAL LABORATORY		28	392	93%	420
BRIDGEWATER PARK HEALTH AND REHAB	3	381	34	8%	418
KEY LARGO - LARGO CARGO		379	38	9%	417
MINUTECLINIC LLC #3671		372	45	11%	417
ARCPOINT LABS OF ST PETERSBURG		325	91	22%	416
HEALTH PARK CARE CENTER		409	7	2%	416
FLORIDA DEPARTMENT OF HEALTH		361	54	13%	415
PALMS REHABILITATION AND HEALTHCARE CENTER		374	40	10%	414
LIFE CARE PONTE VEDRA INC		402	12	3%	414
BARTON HEALTH ALLIANCE	3	361	49	12%	413
STUART - FAIRGROUNDS		364	49	12%	413
Timberridge Center for Rehabilitation and Healing		378	35	8%	413
LASER & SURGERY CENTER OF THE PALM BEACHES		409	2	0%	411
HARDEE MANOR HEALTH CARE CENTER	1	405	4	1%	410
UR MEDICINE LABS- CENTRAL LABORATORY		384	26	6%	410
BAYSHORE DIAGNOSTICS		362	46	11%	408
Solaris Healthcare Coconut Creek		397	11	3%	408
RAPID RELIABLE TESTING NY LLC		396	12	3%	408
TIDE LABORATORIES		362	45	11%	407
Vi at Lakeside Village Skilled Nursing		392	15	4%	407
NAPHCARE, INC AT MANATEE COUNTY JAIL		380	26	6%	406
HENDRY REGIONAL MEDICAL CENTER		118	287	71%	405
TRI-COUNTY NURSING AND REHABILITATION CENTER INC		389	15	4%	404
ELMCROFT PINECREST	1	376	27	7%	404
GENETIC TECHNOLOGICAL INNOVATIONS, LLC		389	14	3%	403

# COVID-19: testing by laboratory

Data through May 16, 2021 verified as of May 17, 2021 at 09:25 AM

Data in this report are provisional and subject to change.

The numbers in the table below represent the number of Florida and non-Florida residents for whom test results were received by the Department of Health. A person can be tested by more than one laboratory and can have both positive and negative results. **Therefore, the sum of the numbers in each column will be larger than the total number of people tested.**

Reporting lab	Inconclusive	Negative	Positive	Percent positive	Total
ENCOMPASS HEALTH REHABILITATION OF SEA PINES		400	2	0%	402
ROSEWOOD HEALTH AND REHABILITATION CENTER		374	28	7%	402
OCEAN VIEW NURSING AND REHAB CENTER		379	22	5%	401
Life Care Center at Inverrary		390	10	3%	400
PEDIATRICS IN BREVARD PA- ROCKLEDGE		353	47	12%	400
BAPTIST HEALTH SOUTH FLORIDA - WEST BOCA URGENT CARE		331	67	17%	398
Coastal Health and Rehabilitation Center		386	12	3%	398
MEDFAST URGENT CARE CENTER		167	231	58%	398
AVON PARK PEDIATRICS INC	3	352	42	11%	397
ADVANCED AMBULATORY SURGERY CENTER		383	14	4%	397
MADISON FACILITY INC		390	7	2%	397
JACKSONVILLE KIDS PEDIATRICS, PLLC		361	35	9%	396
SIGNATURE HEALTHCARE OF NORTH FLORIDA		390	4	1%	394
EXCEL PEDIATRICS		336	58	15%	394
MINI ER AND URGENT CARE		289	105	27%	394
FAMILY MEDICAL CARE OF PALM BEACH		281	113	29%	394
SUNCOAST URGENT CARE		291	101	26%	392
CORAL TRACE HEALTH CARE	2	384	5	1%	391
MANORCARE AT LELY PALMS		383	8	2%	391
BARBER		13	376	97%	389
ST JOSEPH'S HOSPITAL LABORATORY		2	387	99%	389
AVANTE AT MT DORA		381	8	2%	389
WALGREENS 4915	1	348	40	10%	389
LIFE BRITE	4	365	19	5%	388
Stacey Health Care Centers Inc. dba Riverside Care Center		358	30	8%	388
JACKSONVILLE VA UNIVERSITY OPC	4	372	12	3%	388
VILLAGE PLACE NH LLC		340	47	12%	387
BEAR CREEK NURSING CENTER		381	5	1%	386
SERENADES IN THE VILLAGES		333	53	14%	386
BOCA BIOLISTICS REFERENCE LABORATORY	3	256	127	33%	386
SEA BREEZE REHAB AND NURSING CENTER		376	9	2%	385
VILLAGE DOCTORS FAMILY MEDICAL CENTER OF		316	68	18%	384
COMMUNITY HEALTH AND REHABILITATION CENTER		321	63	16%	384
XPRESS URGENT CARE- PORT ST. LUCIE		229	154	40%	383
BAYFRONT MEDICAL		335	47	12%	382
ST CATHERINE'S WEST REHABILITATION HOSPITAL		369	13	3%	382
BROOKDALE PADDOCK HILLS	2	378	2	1%	382
VETERANS AFFAIRS MEDICAL CENTER - LAKE CITY		52	330	86%	382
KISSIMMEE FACILITY OPERATIONS LLC		356	24	6%	380
HOLISTIC PEDIATRICS GROUP LLC		354	26	7%	380
ELMHURST HOSPITAL CENTER	1	347	32	8%	380
TRENTON MEDICAL CENTER INC DBA PALMS MEDICAL GROUP	4	282	93	25%	379
ACCESS MEDICAL CENTER	1	344	33	9%	378
CENTRAL FLORIDA HEALTH SERVICES		331	47	12%	378
ARCPPOINT LABS OF SARASOTA MANATEE		295	83	22%	378
EHEALTHSCREENINGS, LLC		377			377
VIERA VA OPC		370	7	2%	377

# COVID-19: testing by laboratory

Data through May 16, 2021 verified as of May 17, 2021 at 09:25 AM

Data in this report are provisional and subject to change.

The numbers in the table below represent the number of Florida and non-Florida residents for whom test results were received by the Department of Health. A person can be tested by more than one laboratory and can have both positive and negative results. **Therefore, the sum of the numbers in each column will be larger than the total number of people tested.**

Reporting lab	Inconclusive	Negative	Positive	Percent positive	Total
FL HUD DESTIN, LLC D/B/A GRAND BOULEVARD HEALTH		338	39	10%	377
24/7 PEDIATRIC CARE CENTERS INC		356	21	6%	377
BAYA PHARMACY WEST		8	368	98%	376
SPRINGTREE REHAB & HEALTH CARE CENTER		352	24	6%	376
Solaris HealthCare Imperial		368	8	2%	376
FAIR HAVENS CENTER, OPCO		368	8	2%	376
COLOR GENOMICS, INC.	4	366	6	2%	376
solaris Healthcare Parkway	2	355	19	5%	376
FAMILY CARE PARTNERS OF NE FLORIDA LLC		298	77	21%	375
REHABILITATION CENTER OF LAKE CITY, THE		345	30	8%	375
HARBOURWOOD	1	365	8	2%	374
ELLENTON PEDIATRICS PA		353	21	6%	374
HAINES CITY REHABILITATION AND NURSING CENTER		349	24	6%	373
EPWORTH VILLAGE RETIREMENT COMMUNITY		367	6	2%	373
MANOR CARE OF NAPLES FL LLC		367	6	2%	373
LAKE EUSTIS HEALTH AND REHABILITATION CENTER		364	8	2%	372
HOLIDAY CVS LLC DBA CVS/PHARMACY #0440		356	16	4%	372
URGENT CARE BETHESDA	1	318	52	14%	371
HOLLEY NAVARRE MEDICAL CLINIC		287	84	23%	371
MACDILL AIR FORCE BASE		330	41	11%	371
INFORM DIAGNOSTICS		361	9	2%	370
Palmetto Subacute Care Center		359	11	3%	370
TAVARES PEDIATRICS		310	59	16%	369
BAYA POINTE NURSING AND REHABILITATION		286	83	22%	369
ADVENT HEALTH - TAMPA		148	221	60%	369
RIVERS FAMILY MEDICINE PA		281	87	24%	368
ESTERO ISLAND MEDICAL CENTER		290	76	21%	366
AVENTURA REHAB AND NURSING CENTER		346	18	5%	364
Marshall Health and Rehabilitation Center		314	49	13%	363
CYPRESS COVE		354	8	2%	362
GULF COAST MEDICAL CENTER		356	6	2%	362
Surrey Place Healthcare and Rehabilitation		359	2	1%	361
HOSPICE OF LAKE & SUMTER INC	1	350	10	3%	361
SOUTHWEST ORLANDO FAMILY MEDICINE, PL		298	60	17%	358
AVANTE AT LEESBURG INC		352	5	1%	357
ARGO SENIOR LIVING AT HAVERHILL		336	21	6%	357
CITY OF PORT SAINT LUCIE		333	24	7%	357
FLORIDA KEYS PEDIATRICS & ADOLESCENT CENTER		338	18	5%	356
The Grove Health and Rehabilitation		331	24	7%	355
AFTER HOURS PEDIATRICS INC	1	1	353	99%	355
VI AT BENTLEY VILLAGE HOME CARE		353	1	0%	354
KEY WEST HEALTH AND REHAB	1	344	8	2%	353
HCTB INC		295	58	16%	353
EAST RIDGE RETIREMENT VILLAGE		350	3	1%	353
CRYSTAL RIVER HEALTH & REHAB		348	4	1%	352
WILLISTON PEDIATRICS PA	1	310	41	12%	352
FOUNTAIN INN NURSING & REHABILITATION CTR, INC		346	6	2%	352

# COVID-19: testing by laboratory

Data through May 16, 2021 verified as of May 17, 2021 at 09:25 AM

Data in this report are provisional and subject to change.

The numbers in the table below represent the number of Florida and non-Florida residents for whom test results were received by the Department of Health. A person can be tested by more than one laboratory and can have both positive and negative results. **Therefore, the sum of the numbers in each column will be larger than the total number of people tested.**

Reporting lab	Inconclusive	Negative	Positive	Percent positive	Total
VILLAGE AT VIENNA SQUARE,THE	6	329	17	5%	352
MY CLINICAL LAB		223	129	37%	352
POMPANO REHABILITATION AND NURSING CTR		346	5	1%	351
CORAL BAY HEALTHCARE AND REHABILITATION	1	338	12	3%	351
Avante at St Cloud, Inc.		340	11	3%	351
Concordia Village of Tampa AL		345	5	1%	350
TGH		1	349	100%	350
DEPARTMENT OF HEALTH BUREAU OF FAMILY		338	12	3%	350
FRICKS PHARMACY		282	67	19%	349
FIRST CHOICE PEDIATRICS INC		309	40	11%	349
CONCIMED LLC		314	33	10%	347
JACKSON PLAZA NURSING & REHAB CENTER	6	332	9	3%	347
APOLLO HEALTH & REHABILITATION		339	7	2%	346
HEALTH DESIGNS		332	14	4%	346
SELECT REFERENCE LABORATORIES, LLC	1	333	12	3%	346
LabCorp (Non-Interfaced)	2	133	210	61%	345
USAFSAM/PHE		175	170	49%	345
SUNRISE DIAGNOSTIC LABORATORY		292	53	15%	345
FLORIDA HEALTH CARE PLANS			344	100%	344
REGENTS PARK OF BOCA RATON		339	5	1%	344
ST LUCIE EMPLOYEE HEALTH & WELLNESS CENTER		329	13	4%	342
ADVENT HEALTH CENTRA CARE - PALM COAST		80	262	77%	342
SIGNATURE HEALTHCARE AT THE COURTYARD		294	47	14%	341
STATMED QUICK QUALITY CLINIC AT NORTH PINELLAS		80	261	77%	341
CRONOS CLINICAL LABORATORY	22	227	91	27%	340
QUICK CARE MED LLC	1	272	67	20%	340
ST JUDE CHILDREN'S RESEARCH HOSPITAL		323	15	4%	338
RULEME CENTER	2	306	30	9%	338
MEDICAL CENTER AT OCEAN REEF,THE		321	17	5%	338
MACCLENNY NURSING AND REHAB		320	18	5%	338
ROSEN MEDICAL CENTER		291	45	13%	336
AMERICAN FINNISH NURSING HOME	2	326	8	2%	336
Avante at Inverness		333	3	1%	336
LODGE HEALTH AND REHABILITATION CENTER, THE		302	33	10%	335
KENNEDY PAIN CLINIC GROUP LLC		301	34	10%	335
ARDEN COURTS OF TAMPA	2	327	6	2%	335
DELTONA HEALTH CARE		307	28	8%	335
MIAMI CEREBRAL PALSY RESIDENTIAL		334	1	0%	335
PHYSICIANS REGIONAL WALK-IN		196	138	41%	334
DAYTONA BEACH HEALTH AND REHAB CENTER		332	2	1%	334
GOOD SAMARITAN SOCIETY-DAYTONA		313	21	6%	334
TIERRA PINES CENTER		321	13	4%	334
EDGEWATER AT WATERMAN VILLAGE,THE		318	16	5%	334
CROSS POINTE CARE CENTER	2	325	6	2%	333
Life Care Center at Wells Crossing		309	24	7%	333
NORTH PINELLAS STATMED QUICK QUALITY CLINICS		236	97	29%	333
AMERICAN ESOTERIC LAB-BIRMINGHAM		328	5	2%	333



# COVID-19: testing by laboratory

Data through May 16, 2021 verified as of May 17, 2021 at 09:25 AM

Data in this report are provisional and subject to change.

The numbers in the table below represent the number of Florida and non-Florida residents for whom test results were received by the Department of Health. A person can be tested by more than one laboratory and can have both positive and negative results. **Therefore, the sum of the numbers in each column will be larger than the total number of people tested.**

Reporting lab	Inconclusive	Negative	Positive	Percent positive	Total
ACCURATE DIAGNOSTIC LABS, INC		314	18	5%	332
CENTERSTONE OF FLORIDA		301	28	9%	329
220 GOLDEN, LLC	1	312	16	5%	329
WESTCHESTER GARDENS LIMITED PARTNERSHIP		319	9	3%	328
TALLAHASSEE NHHI LLC	1	299	27	8%	327
CORAL REEF NURSING & REHABILITATION CENTER		319	8	2%	327
ST JAMES HEALTH AND REHABILITATION CENTER		240	87	27%	327
Sunset Point Center		321	6	2%	327
COLLIER PHARMACY		269	58	18%	327
SILVER CREEK SENIOR LIVING COMMUNITY		321	5	2%	326
HAVEN OF OUR LADY OF PEACE INC		318	8	2%	326
PIONEER CLINICAL LAB, LLC		212	113	35%	325
JUPITER MEDICAL CENTER URGENT CARE - STUART		246	79	24%	325
LAKESIDE NEUROLOGIC		310	14	4%	324
STAR CARE		270	54	17%	324
LUTHERAN HAVEN		314	9	3%	323
ST VINCENT'S AMBULATORY CARE INC DBA	2	282	39	12%	323
AVELLINO LAB USA, INC	1	308	14	4%	323
BIOCEPT		300	22	7%	322
Life Care Center of Sarasota		309	13	4%	322
HEATHER HILL HEALTHCARE CENTER		274	47	15%	321
HUNT CLUB PEDIATRIC ASSOCIATES, P.A.		273	48	15%	321
Avante at Orlando	1	314	6	2%	321
JACKSONVILLE UNIVERSITY	1	302	17	5%	320
West Melbourne Health and Rehabilitation Center		319	1	0%	320
PruittHealth Santa Rosa		225	94	29%	319
HOMESTEAD MANOR	2	275	41	13%	318
HIGHLANDS URGENT CARE		1	316	100%	317
MEDEXPRESS LUTZ		4	313	99%	317
D PEDIATRICS		285	31	10%	316
BAY COUNTY SHERIFFS OFFICE JAIL FACILITY		262	53	17%	315
PALM GARDEN OF PINELLAS		313	1	0%	314
LEESBURG PEDIATRICS		277	37	12%	314
CONSULATE HEALTH CARE OF SAFETY HARBOR		307	7	2%	314
SILVERCREST HEALTH AND REHABILITATION CENTER	3	303	8	3%	314
AMERICAN RESEARCH LABS		266	47	15%	313
GENESIS MEDICAL LABORATORY MIAMI FL.		83	230	73%	313
OSPREY LODGE		252	60	19%	312
PONTE VEDRA GARDENS		311	1	0%	312
CONEY ISLAND HOSPITAL	1	299	11	4%	311
TRUE NORTH HEALTH NAVIGATION LLC DBA DISPATCHHEALTH	1	258	51	16%	310
RIVERWOOD HEALTH NH LLC		271	39	13%	310
MIDWAY PRIMARY CARE, LLC	11	190	108	35%	309
Chatsworth at PGA National, LLC		295	14	5%	309
USA HEALTH UNIVERSITY HOSPITAL CLINICAL LABORATORY	1	297	10	3%	308
PROFESSIONAL URGENT CARE SERVICES		256	52	17%	308
Chatham Glen Healthcare and Rehabilitation Center		298	9	3%	307

# COVID-19: testing by laboratory

Data through May 16, 2021 verified as of May 17, 2021 at 09:25 AM

Data in this report are provisional and subject to change.

The numbers in the table below represent the number of Florida and non-Florida residents for whom test results were received by the Department of Health. A person can be tested by more than one laboratory and can have both positive and negative results. **Therefore, the sum of the numbers in each column will be larger than the total number of people tested.**

Reporting lab	Inconclusive	Negative	Positive	Percent positive	Total
WHITE WILSON MEDICAL IMMEDIATE CARE NICEVILLE		80	227	74%	307
PERSONALIZED GENETIC TESTING	3	204	100	33%	307
FREEDOM SQUARE NURSING CENTER□		294	12	4%	306
LAKELAND REGIONAL HEALTH SYSTEMS INC		39	266	87%	305
CLARE BRIDGE ORMOND BEACH	1	303			304
DE LUNA HEALTH AND REHABILITATION CENTER		281	23	8%	304
MILLENNIUM PHYSICIAN GROUP LLC		265	38	13%	303
SARAPATH DIAGNOSTICS		172	131	43%	303
LAKE PARK OF MADISON		292	11	4%	303
FLORIDA ATLANTIC UNIVERSITY STUDENT HEALTH		250	52	17%	302
ARBOR FACILITY INC		298	4	1%	302
MEDICATION ROOMS-CSU/CI NURSE STATION	1	288	13	4%	302
JUPITER MEDICAL CENTER URGENT CENTER		252	49	16%	301
DISCOVERY VILLAGE AT NAPLES		284	17	6%	301
AVANTE AT ORMOND BEACH INC		291	9	3%	300
renaissance health and rehabilitation center		273	27	9%	300
FARAH MEDICAL		285	15	5%	300
PAVILION FOR HEALTHCARE, THE		295	3	1%	298
BUENA VISTA URGENT CARE		264	34	11%	298
HEARTLAND PEDIATRICS OF LAKE PLACID PA	1	260	36	12%	297
THE RESIDENCE AT TIMBER PINES	4	267	26	9%	297
ALLIANCE PEDIATRICS PA		288	8	3%	296
BROOKDALE DESTIN		284	12	4%	296
IMA MEDICAL GROUP	1	212	82	28%	295
LONGWOOD FAMILY PRACTICE		226	69	23%	295
CAREATC CITY OF TAMPA	25	229	41	14%	295
HOSPICE OF ST FRANCIS INC□		287	7	2%	294
WALGREENS #04809	1	263	30	10%	294
CHIPOLA HEALTH AND REHAB		276	18	6%	294
WESTWOOD HEALTHCARE SNF		248	46	16%	294
BOND CLINIC, PA		219	74	25%	293
NORTHWEST MEDICAL CENTER CLINICAL LABORATORY		175	118	40%	293
PROTEUS MOLECULAR AND CLINICAL LAB	1	180	112	38%	293
AMELIA MEDICAL CARE		133	159	54%	292
BIOIQ		243	48	16%	291
SHC College Park		288	3	1%	291
PALMS FACILITY INC		273	18	6%	291
WALGREENS 10670		253	38	13%	291
SANDY PINES	2	245	44	15%	291
Rehabilitation Center for Park Place LLC		279	11	4%	290
AMERICAN HEALTH ASSOCIATES INC	1	270	19	7%	290
DAVID SCOTT MADWAR MD PA□		261	29	10%	290
Solaris Senior Living North Naples ALF		281	9	3%	290
BARBARA O'REILLY MD PA		283	7	2%	290
SIGNATURE HEALTHCARE OF ORANGE PARK		286	4	1%	290
DOCTORS MEMORIAL HOSPITAL		158	131	45%	289
PALM GARDEN OF GAINESVILLE	2	285	2	1%	289

# COVID-19: testing by laboratory

Data through May 16, 2021 verified as of May 17, 2021 at 09:25 AM

Data in this report are provisional and subject to change.

The numbers in the table below represent the number of Florida and non-Florida residents for whom test results were received by the Department of Health. A person can be tested by more than one laboratory and can have both positive and negative results. **Therefore, the sum of the numbers in each column will be larger than the total number of people tested.**

Reporting lab	Inconclusive	Negative	Positive	Percent positive	Total
STERLING HOUSE OF DELAND		288	1	0%	289
AUBURN UNIVERSITY MEDICAL CLINIC		227	62	21%	289
Terrace Health and Rehab		284	4	1%	288
VITAS HEALTHCARE CORPORATION OF FL		273	15	5%	288
MAGNOLIA DIAGNOSTICS, LLC	4	256	28	10%	288
BENTLEY CARE CENTER		286	1	0%	287
VETERANS AFFAIRS MEDICAL CENTER - MIAMI		2	285	99%	287
W FRANK WELLS NURSING HOME		258	29	10%	287
Flagler Health and Rehabilitation		281	5	2%	286
A PLUS PEDIATRICS		251	34	12%	285
BROWARD NURSING & REHABILITATION CTR	8	260	16	6%	284
CHIPOLA MEDICAL ASSOCIATES, LLC		207	77	27%	284
RITE MEDICAL CARE PC		280	3	1%	283
AURORA DIAGNOSTICS BERNHARDT LABORATORIES PATHOLOGY SERVICE		190	93	33%	283
LAKE VIEW CARE CENTER AT DELRAY		277	6	2%	283
ADVENT HEALTH - PALM HARBOR ER		233	49	17%	282
BRENTWOOD RETIREMENT COMMUNITY	5	242	34	12%	281
WASHINGTON REHAB AND NURSING		271	10	4%	281
Signature healthcare of Jacksonville		275	5	2%	280
ISLAND HEALTH AND REHABILITATION CENTER		271	8	3%	279
DOS OF NORTH SHORES NURSING & REHAB CENTER		279			279
Crossbreeze care center	1	274	2	1%	277
PRUITT HEALTH-SANTA ROSA		275	2	1%	277
Avante at Lake Worth, Inc.	1	269	6	2%	276
VILLAGES REGIONAL HOSPITAL SURGERY CENTER LLC, THE		218	58	21%	276
GEORGE SAFRAN MD PC		262	14	5%	276
Jacaranda Manor		274	2	1%	276
NADAL PEDIATRICS		223	52	19%	275
FLOW HEALTH LABORATORIES LLC		268	6	2%	274
NASSAU COUNTY JAIL		229	45	16%	274
Sunnyside Nursing Home		271	3	1%	274
Glades West Rehabilitation and Nursing Center		266	8	3%	274
The Ponce Therapy Care Center		269	4	1%	273
Cross Gardens Care Center		272	1	0%	273
FIRST CHOICE PRIMARY CARE		216	56	21%	272
GATTOLINE ENTERPRISES, INC. DBA FAMILY CARE PHARMACY		223	48	18%	271
LAKEVIEW INTERNAL MEDICINE		204	67	25%	271
LEHIGH VALLEY GENOMICS		45	225	83%	270
Premier Place at The Glenview		261	9	3%	270
ATLANTIC URGENT CARE		186	84	31%	270
ADVENT HEALTH CARE CENTER	9	246	15	6%	270
PBC FIREFIGHTER BENEFIT FUND WELLNESS CENTER		225	45	17%	270
SURREY PLACE CARE CENTER		262	7	3%	269
FORT PIERCE HEALTH CARE		261	7	3%	268
ADVENT HEALTH CENTRA CARE - ORMOND BEACH		113	155	58%	268
NORTH FLORIDA PEDIATRICS - MARIANNA		227	40	15%	267
BARTRAM CROSSING		267			267

# COVID-19: testing by laboratory

Data through May 16, 2021 verified as of May 17, 2021 at 09:25 AM

Data in this report are provisional and subject to change.

The numbers in the table below represent the number of Florida and non-Florida residents for whom test results were received by the Department of Health. A person can be tested by more than one laboratory and can have both positive and negative results. **Therefore, the sum of the numbers in each column will be larger than the total number of people tested.**

Reporting lab	Inconclusive	Negative	Positive	Percent positive	Total
FORT MYERS REHABILITATION AND NURSING CENTER		241	26	10%	267
ST MARK VILLAGE	1	261	5	2%	267
EVENT MED SERVICES LABORATORY		261	5	2%	266
EDGEWOOD NURSING CENTER		255	10	4%	265
SERANADES BY SONATA WEST ORANGE		236	29	11%	265
THE PLAYERS CHAMPIONSHIP		265			265
MIAMI JEWISH HEALTH SYSTEMS, INC	4	251	10	4%	265
MARTIN ACQUISITION 1 LLC DBA		251	14	5%	265
LAKESIDE HEALTH CENTER		263	2	1%	265
SEAVIEW NURSING AND REHABILITATION CENTER		254	10	4%	264
SACRED HEART HEALTH SYSTEM INC		217	45	17%	262
BRANDON COMMUNITY HEALTH CENTER		230	31	12%	261
ADVENT HEALTH - ORLANDO		195	65	25%	260
PATHWAY PHARMACY		216	44	17%	260
CARENOW LAKE MARY		45	215	83%	260
VETERANS AFFAIRS ORLANDO VA MEDICAL CENTER			260	100%	260
CLIFFORD CHESTER SIMS VA NURSING HOME		251	9	3%	260
BRADEN RIVER REHABILITATION CENTER LLC		258	2	1%	260
KINDRED HOSPITAL THE PALM BEACHES		254	6	2%	260
PINELLAS CARE CENTER		223	37	14%	260
TERRACES OF LAKE WORTH CARE CENTER		248	12	5%	260
CONSULATE HEALTHCARE OF KISSIMMEE		247	12	5%	259
SAMIR EBEID MD		232	26	10%	258
AZALEA TRACE		245	13	5%	258
CCS - JOSEPH V CONTE		256	2	1%	258
FELLOWSHIP HOME AT THE FAIRWAY LLC		251	7	3%	258
KR at Hillsborough Lakes/Lutz Healthcare		248	10	4%	258
OAKBROOK HEALTH AND REHABILITATION CENTER	1	243	14	5%	258
FLORIDA WOMAN CARE LABORATORY LLC		232	26	10%	258
FLORIDA MEDICAL CLINIC LLC		173	85	33%	258
BAYVIEW CENTER		251	6	2%	257
FEDERATION CCRC OPERATIONS CORP		254	3	1%	257
BAYA URGENT CARE LLC		224	33	13%	257
MARTIN MEMORIAL MEDICAL CENTER LAB		128	129	50%	257
HUNT CLUB PEDIATRIC ASSOCIATES PA		178	79	31%	257
ESCAMBIA COUNTY JAIL DETENTION DIVISION		250	7	3%	257
SPRINGS AT LAKE POINTE WOODS		255	2	1%	257
HOMESTEAD VILLAGE		245	11	4%	256
BVM THE BRIDGES LLC		254	2	1%	256
ABSOLUTE HEALTH INTERNAL MEDICINE AND PEDIATRICS		228	28	11%	256
FLORIDA CLINICAL LABORATORY-BIOREFERENCE LABORATORIES		103	152	60%	255
RIVERSIDE RECOVERY OF TAMPA		253	2	1%	255
VIERA DEL MAR HEALTH AND REHABILITATION CENTER		242	13	5%	255
SHELL POINT VILLAGE MEDICAL CENTER		246	8	3%	254
ADVANCED MEDICAL GROUP		2	250	99%	252
BUREAU OF CLINICAL LABORATORIES		209	42	17%	251
CAREATC, INC.	1	226	24	10%	251

# COVID-19: testing by laboratory

Data through May 16, 2021 verified as of May 17, 2021 at 09:25 AM

Data in this report are provisional and subject to change.

The numbers in the table below represent the number of Florida and non-Florida residents for whom test results were received by the Department of Health. A person can be tested by more than one laboratory and can have both positive and negative results. **Therefore, the sum of the numbers in each column will be larger than the total number of people tested.**

Reporting lab	Inconclusive	Negative	Positive	Percent positive	Total
Consulate Health Care of St. Petersburg		244	7	3%	251
ST ANTHONYS REHABILITATION HOSPITAL	9	240	2	1%	251
ST PETERSBURG PEDIATRICS-EAST BAY	1	211	38	15%	250
ESCAMBIA COUNTY JAIL	2	180	67	27%	249
UCC - WELLINGTON		3	246	99%	249
Royal Oaks Nursing and Rehab		248	1	0%	249
ALTAMONTE PEDIATRIC ASSOCIATES		175	74	30%	249
CARRINGTON PLACE OF ST PETE LLC		242	6	2%	248
ARDEN COURTS OF FORT MYERS		241	7	3%	248
LAKE REGIONAL URGENT CARE		12	236	95%	248
Orchid Cove at Sarasota		246	1	0%	247
ADVENTHEALTH EXPRESS CARE AT WESLEY CH		218	29	12%	247
MCW MENTAL HEALTH LLC		242	4	2%	246
Heritage Healthcare at Tallahassee		239	7	3%	246
SUNLIFE PHARMACY		217	29	12%	246
AVECINA MOBILE		121	125	51%	246
Life Care Center of Melbourne		229	17	7%	246
ROSEWOOD HEALTHCARE & REHABILITATION CENTER		239	6	2%	245
PADDOCK RIDGE		242	3	1%	245
ST AUGUSTINE HEALTH & REHAB CENTER		244	1	0%	245
REGENTS PARK AT AVENTURA		229	15	6%	244
WHITE WILSON MEDICAL CENTER IMMEDIATE CARE		136	108	44%	244
MALABAR/ADVENT CENTRA CARE		48	196	80%	244
ARCHER HEALTH VENTURES, LLC		217	25	10%	242
SOLARIS SENIOR LIVING VERO BEACH		233	9	4%	242
VILLA MARIA WEST SKILLED NURSING FACILITY		233	8	3%	241
GOOD SAMARITAN CARES		236	5	2%	241
PALM GARDEN OF AVENTURA		236	4	2%	240
SOUTHLAND SUITES OF ORMOND BEACH	4	236			240
CLARE BRIDGE OF SARASOTA		238	2	1%	240
Lake Port Square Health Center		221	19	8%	240
AMERICAN HOUSE SENIOR LIVING		189	51	21%	240
STERLING HOUSE OF WINTER HAVEN		237	3	1%	240
Signature Healthcare of Ormond		237	2	1%	239
ORANGE COUNTY HEALTH DEPT		228	11	5%	239
FLORIDA HEALTH CARE PLAN INC		2	236	99%	238
NORTH FLORIDA PEDIATRICS PA - DUVAL		209	29	12%	238
FIRSTCARE CLINIC		121	117	49%	238
ARDEN COURTS OF SEMINOLE		197	41	17%	238
Kindred Hospital South Florida Hollywood SNU		230	8	3%	238
CLERMONT URGENT CARE		1	237	100%	238
BAY VUE NURSING AND REHABILITATION CENTER		224	11	5%	235
OAK HAMMOCK AT THE UNIVERSITY OF FLORIDA		229	6	3%	235
BAY TREE CARE AND REHABILITATION CENTER		197	38	16%	235
GUEST HOUSE Ocala, THE		224	11	5%	235
Fouraker Hills Rehab and Nursing		226	9	4%	235
MANDARIN PEDIATRICS		210	24	10%	234

# COVID-19: testing by laboratory

Data through May 16, 2021 verified as of May 17, 2021 at 09:25 AM

Data in this report are provisional and subject to change.

The numbers in the table below represent the number of Florida and non-Florida residents for whom test results were received by the Department of Health. A person can be tested by more than one laboratory and can have both positive and negative results. **Therefore, the sum of the numbers in each column will be larger than the total number of people tested.**

Reporting lab	Inconclusive	Negative	Positive	Percent positive	Total
MATHISON RETIREMENT COMMUNITY, INC	1	222	11	5%	234
LCS SANDHILL COVE LLC DBA	6	219	9	4%	234
CHILDREN MED CARE INC		201	33	14%	234
WALGREENS #06012		202	31	13%	233
MEASE COUNTRYSIDE HOSPITAL		2	231	99%	233
JUNO DERMATOLOGY LLC		215	18	8%	233
DOCTORS MEMORIAL FAMILY MEDICINE	2	163	68	29%	233
HEARTLAND SOUTH JACKSONVILLE OF JACKSONVILLE FL ,		232			232
Lakewood Nursing Center		198	34	15%	232
BORLAND GROOVER CLINIC	1	192	39	17%	232
ADVENT HEALTH - LAKE NONA		197	35	15%	232
YOUR FAMILY WALK-IN CLINIC		17	214	93%	231
ManorCare Health Services-Palm Harbor	1	229	1	0%	231
HOSPITAL FOR SPECIAL SURGERY		228	3	1%	231
LYNN HAVEN SPORTS COMPLEX-WALKON CLINIC		21	209	91%	230
VILLAGE PEDIATRICS LLC		199	31	13%	230
REGENCY PARK		210	19	8%	229
CORAL GABLES NURSING & REHABILITATION CENTER		218	11	5%	229
COLONY CLUB ALF,THE	1	213	15	7%	229
LAKE WALES OPERATING GROUP LLC		223	5	2%	228
BENDERSON FAMILY SKILLED NURSING AND □		210	18	8%	228
ASCENSION MEDICAL GROUP		5	223	98%	228
HEALTHPOINT MED GRP OF THE EMERALD COAST LLC		189	39	17%	228
MEDICAL CONSULTANTS OF FLORIDA LLC	1	193	34	15%	228
HIGHLANDS LAKE CENTER		223	5	2%	228
ALLSOUTH URGENT CARE		52	176	77%	228
WIREGRASS DIRECT PRIMARY CARE PLLC □		190	37	16%	227
FLORIDA DEPARTMENT OF HEALTH IN TAYLOR COUNTY	1	177	48	21%	226
Avante at Melbourne		221	5	2%	226
PARKS HEALTHCARE & REHABILITATION CTR	4	211	11	5%	226
NSPIRE HEALTHCARE LAUDERHILL		219	6	3%	225
PARK MEADOWS HEALTH AND REHABILITATION CENTER		224	1	0%	225
KENILWORTH CARE & REHABILITATION CENTER		207	18	8%	225
DISCOVERY VILLAGE AT MELBOURNE		197	27	12%	224
FLORIDA HEALTH CARE PLANS INC		2	222	99%	224
FORT WALTON REHABILITATION CENTER		185	39	17%	224
INN AT ASTON GARDENS, THE		216	8	4%	224
CONSULATE HEALTH CARE OF MELBOURNE		219	5	2%	224
ARDEN COURTS OF DELRAY BEACH FL LLC	3	210	11	5%	224
MACTOWN, INC		222	2	1%	224
DOLPHIN POINTE HEALTH CARE LLC		201	23	10%	224
BONITA PHARMACY		202	21	9%	223
MIAMI VA HEALTHCARE SYSTEM			223	100%	223
UNIVERSITY OF MIAMI		82	141	63%	223
CCS - PAUL REIN DETENTION FACILITY		156	66	30%	222
FLAGLER COUNTY DETENTION CENTER		209	13	6%	222
PINNACLES PEDS CARE PA		222			222

# COVID-19: testing by laboratory

Data through May 16, 2021 verified as of May 17, 2021 at 09:25 AM

Data in this report are provisional and subject to change.

The numbers in the table below represent the number of Florida and non-Florida residents for whom test results were received by the Department of Health. A person can be tested by more than one laboratory and can have both positive and negative results. **Therefore, the sum of the numbers in each column will be larger than the total number of people tested.**

Reporting lab	Inconclusive	Negative	Positive	Percent positive	Total
ADVENT HEALTH CENTRA CARE - APOPKA NORTH		192	30	14%	222
PALMS MEDICAL GROUP HIGH SPRINGS		183	39	18%	222
PEDIATRIC SPECIALISTS MEDICAL GROUP	1	193	27	12%	221
The Waterford		218	3	1%	221
Boynnton Beach Rehabilitation Center	2	213	5	2%	220
SUPERIOR RESIDENCES OF PANAMA CITY BEACH		213	7	3%	220
CONCORD LIFE SCIENCES LLC	2	201	17	8%	220
Hampton Court Nursing and Rehabilitation Center		218	2	1%	220
ANGELS DIAGNOSTIC GROUP		174	45	21%	219
ADVENT HEALTH CENTRA CARE - DAYTONA BEACH		94	125	57%	219
JACKSON COUNTY HEALTH DEPARTMENT		163	56	26%	219
WOOD LAKE HEALTH AND REHABILITATION CENTER		219			219
BOCA RATON REHABILITATION CENTER	4	211	4	2%	219
SOUTH BALDWIN REGIONAL MEDICAL CENTER		205	14	6%	219
ST. CLOUD REGIONAL MEDICAL CENTER		199	18	8%	217
LABCORP BURLINGTON	1	158	58	27%	217
LAKE PORT SQUARE		200	17	8%	217
WEST		196	21	10%	217
EDWARD J HEALEY REHAB & NURSING CENTER		217			217
THE MANOR AT CARPENTERS		185	32	15%	217
Sunrise Health and Rehabilitation Center		208	8	4%	216
BROOKDALE ATRIM WAY		210	6	3%	216
WORKPLACE SCREENING INTELLIGENCE			216	100%	216
TUSCAN GARDENS OF PALM COAST		210	6	3%	216
GATEWAY/ADVENT CENTRA CARE	1	24	190	88%	215
SACRED HEART MEDICAL GROUP URGENT CARE		181	34	16%	215
SEMINOLE TRIBE OF FLORIDA		178	37	17%	215
HEALTH FIRST - HOLMES REGIONAL MEDICAL CENTER		32	183	85%	215
Taylor Care Center		210	5	2%	215
BLOCK, NATION, CHASE, AND SMOLEN FAMILY MEDICINE		157	57	27%	214
NADAL PEDIATRICS - VICTORIA STREET (3385)		181	33	15%	214
ALL SEASONS NAPLES LLC		205	9	4%	214
LIFE CARE CENTER OF PORT ST. LUCIE		201	12	6%	213
POCONO MEDICAL CENTER		212	1	0%	213
CONSULATE HEALTH CARE OF WINTER HAVEN		209	4	2%	213
San Jose Health & Rehabilitation		207	6	3%	213
Consulate Healthcare of West Palm Beach		197	16	8%	213
KINDRED HOSPITAL MELBOURNE	1	205	7	3%	213
Bayside Health and Rehabilitation		181	31	15%	212
GEORGIA DEPARTMENT OF PUBLIC HEALTH	1	5	206	97%	212
FULGENT GENETICS	3	166	43	20%	212
BARKLEY PLACE	1	204	6	3%	211
JACKSONVILLE NURSING AND REHAB CENTER		203	8	4%	211
PATRIOT MEDICAL LABORATORIES		203	8	4%	211
Lehigh Acres Health and Rehabilitation		198	12	6%	210
GOOD SAMARITAN SOCIETY OF DELAND		199	11	5%	210
GLENRIDGE ON PALMER RANCH,THE		202	8	4%	210

# COVID-19: testing by laboratory

Data through May 16, 2021 verified as of May 17, 2021 at 09:25 AM

Data in this report are provisional and subject to change.

The numbers in the table below represent the number of Florida and non-Florida residents for whom test results were received by the Department of Health. A person can be tested by more than one laboratory and can have both positive and negative results. **Therefore, the sum of the numbers in each column will be larger than the total number of people tested.**

Reporting lab	Inconclusive	Negative	Positive	Percent positive	Total
CARE RESOURCE COMMUNITY HEALTH CENTERS INC		196	13	6%	209
THE PALACE NURSING AND REHABILITATION CENTER		209			209
LAB CORP	1	121	87	42%	209
Nspire Health Care Kendall		199	10	5%	209
Whispering Oaks	11	175	23	11%	209
AVANTE AT ORLANDO INC		207	1	0%	208
NO FLORIDA PEDIATRICS, PA		180	27	13%	207
HIALEAH SHORES NURSING AND REHAB CENTER		199	8	4%	207
AMA MEDICAL GROUP LLC		175	32	15%	207
FLORIDA DEPARTMENT OF HEALTH IN WALTON COUNTY		186	21	10%	207
MIRACLE HILL NURSING & REHABILITATION CENTER INC		201	6	3%	207
MINUTECLINIC DIAGNOSTIC OF TEXAS, LLC		188	18	9%	206
TARPON POINT NURSING AND REHABILITATION CENTER		203	3	1%	206
NEW YORK CITY DEPARTMENT OF HEALTH & MENTAL		171	35	17%	206
ADVENT HEALTH - FOUR CORNERS ER		162	43	21%	205
MINUTECLINIC DIAGNOSTIC		194	11	5%	205
Cross Terrace REhabilitation		203	2	1%	205
SENIOR LIVING VII TAMPA LLC	1	195	9	4%	205
CARE CENTERS OF NASSAU		201	3	1%	204
PALM HARBOR FAMILY PRACTICE & WALK-IN		157	47	23%	204
PATHGROUP LABS LLC		97	107	52%	204
ST JOHNS COUNTY DETENTION CENTER		204			204
PCB CLINIC		159	45	22%	204
CVS		50	153	75%	203
BROOKDALE OF SPRING HILL	9	192	2	1%	203
POLK COUNTY HEALTH DEPARTMENT		178	24	12%	202
JEFFERSON COUNTY HEALTH DEPARTMENT-MONTICELLO		160	41	20%	201
VAMC WEST PALM LAB		5	196	98%	201
NSPIRE HEALTHCARE TAMARAC		161	40	20%	201
HERITAGE HEALTHCARE AND REHABILITATION CENTER		196	5	2%	201
Governors Creek Health and Rehabilitation	1	198	2	1%	201
GRACE PEDIATRICS		168	32	16%	200
GABISA MEDICAL LLC		199	1	1%	200
ADVENT HEALTH - CARROLLWOOD	4	169	27	14%	200
MD NOW MEDICAL CENTERS INC		153	47	24%	200
SUMMERFIELD EMERGENCY ROOM		151	48	24%	199
AVANTE OF BOCA RATON		198	1	1%	199
FAWCETT MEMORIAL HOSPITAL LABORATORY			199	100%	199
BENTLEY VILLAGE II		189	10	5%	199
DEPARTMENT OF HEALTH & HUMAN SERVICES		198			198
CANTERFIELD OF OCALA, LLC		186	12	6%	198
SUNY UPSTATE MEDICAL UNIVERSITY		183	15	8%	198
LAUREL POINT CARE ACQUISITION LLC DBA SANDGATE GARDENS REHAB AND NURSI		171	27	14%	198
VIPEDIATRICS PLLC		182	16	8%	198
NORTH BEACH REHABILITATION CENTER		195	2	1%	197
ABBIEJEAN RUSSELL CARE CENTER		195	1	1%	196
AVANTE AT BOCA RATON		196			196



# COVID-19: testing by laboratory

Data through May 16, 2021 verified as of May 17, 2021 at 09:25 AM

Data in this report are provisional and subject to change.

The numbers in the table below represent the number of Florida and non-Florida residents for whom test results were received by the Department of Health. A person can be tested by more than one laboratory and can have both positive and negative results. **Therefore, the sum of the numbers in each column will be larger than the total number of people tested.**

Reporting lab	Inconclusive	Negative	Positive	Percent positive	Total
RIVERWOOD CENTER,THE		186	10	5%	196
HAWKINS FAMILY MEDICINE LLC	1	140	54	28%	195
NO FLORIDA PEDIATRICS, PA - BRADFORD		163	32	16%	195
FINLAY CLINICAL LABORATORY INC	1	39	155	79%	195
PEDIATRIC ASSOCIATES AT ARGYLE PA		186	9	5%	195
KINDRED HOSPITAL SOUTH FLORIDA		160	35	18%	195
BRUCE S WEST MD	1	193	1	1%	195
FLORIDA DEPARTMENT OF HEALTH IN ALACHUA COUNTY -		179	16	8%	195
Heritage Park Rehabilitation & Healthcare		177	18	9%	195
Arbor Springs Health and Rehab		195			195
CHARTER SENIOR LIVING OF PANAMA CITY BEACH		174	21	11%	195
WEST COAST FAMILY MEDICAL CARE		160	35	18%	195
BEACON AT GULF BREEZE, THE	2	181	11	6%	194
SARNO EXTENDED HOURS		125	69	36%	194
FIRST CHOICE PEDIATRICS SEMORAN		98	95	49%	193
EMBRY RIDDLE AERONAUTICAL UNIVERSITY HEALTH SERVICES		1	192	99%	193
MERCY MEDICAL URGENT CARE CENTER INC		134	59	31%	193
EXOSOME DIAGNOSTICS	1	172	20	10%	193
GLADES HEALTH CARE CENTER		190	3	2%	193
TUSCAN GARDENS OF VENETIA MANAGEMENT COMPANY		179	14	7%	193
CYPRESS POINT LIVING, LLC		177	15	8%	192
UNIVERSITY COMMUNITY HOSPITAL		162	30	16%	192
Signature Healthcare of Palm Beach		190	2	1%	192
BAYCARE HEALTH SYSTEMS	1	6	185	96%	192
Belleair Healthcare Center		186	6	3%	192
AMERICAN FAMILY MEDICAL LLC		148	43	23%	191
CANTERFIELD OF CLAY COUNTY		151	40	21%	191
ROSECASTLE OF ZEPHRHILLS		188	3	2%	191
SIGNATURE HEALTHCARE OF PORT CHARLOTTE		184	7	4%	191
KINDRED HOSPITAL - SOUTH FLORIDA		187	4	2%	191
HEALTH LINK DIAGNOSTIC LABORATORIES		182	9	5%	191
PRIMECARE OF DOTHAN		136	54	28%	190
HEARTLAND HEALTHCARE AND REHAB CENTER		165	25	13%	190
NEO GENOMICS - FORT MYERS	1	183	6	3%	190
QUEENS HOSPITAL CENTER	1	178	10	5%	189
ARDEN COURTS OF LARGO FL, LLC		167	22	12%	189
The Inn at Sarasota Bay Club		186	3	2%	189
VIERA MANOR ASSISTED LIVING RESIDENCE		182	7	4%	189
PHYSICIANS REGIONAL MEDICAL CENTER - PINE RIDGE		20	169	89%	189
RDV SPORTSPLEX PEDIATRICS		159	30	16%	189
TREASURE COAST URGENT & FAMILY CARE		141	48	25%	189
EAST NEW YORK DIAGNOSTIC AND TREATMENT		179	9	5%	188
BENTON HOUSE AT OAKLEAF		158	30	16%	188
OCEAN REEF MEDICAL CENTER		150	38	20%	188
Emory L Bennett State Veterans Nursing Home		185	3	2%	188
ZON BEACHSIDE LLC		151	37	20%	188
NIGHT LITE PEDIATRICS WINTER GARDEN		144	44	23%	188

# COVID-19: testing by laboratory

Data through May 16, 2021 verified as of May 17, 2021 at 09:25 AM

Data in this report are provisional and subject to change.

The numbers in the table below represent the number of Florida and non-Florida residents for whom test results were received by the Department of Health. A person can be tested by more than one laboratory and can have both positive and negative results. **Therefore, the sum of the numbers in each column will be larger than the total number of people tested.**

Reporting lab	Inconclusive	Negative	Positive	Percent positive	Total
HAZELDEN FLORIDA	1	180	7	4%	188
ARDEN COURTS OF PALM HARBOR		168	20	11%	188
PEDIATRICS OF GREATER ORLANDO		160	28	15%	188
LIFE CARE CENTER OF ALTAMONTE SPRINGS		157	31	16%	188
WOMEN'S CARE FLORIDA LABORATORY		183	5	3%	188
CSL PLASMA		31	156	83%	187
PLANTATION NURSING & REHAB CENTER		187			187
US MEDICAL CARE, INC		164	23	12%	187
ANTHEM LAKES LLC		151	35	19%	186
BAPTIST HEALTH PRIMARY CARE	1	135	50	27%	186
BIGGERS FAMILY MEDICINE PA	1	170	15	8%	186
BAY EDUCATORS WELLNESS CENTER		127	59	32%	186
GULFCOAST PEDIATRICS		174	11	6%	185
ADVENT		172	13	7%	185
PPC-LAB EDI ORCHARD BI		176	9	5%	185
ST. JAMES BAY HEALTH AND REHABILITATION CENTER		183	1	1%	184
BROOKDALE ORANGE PARK		182	2	1%	184
CENTRAL FLORIDA HEALTHCARE GROUP LLC		151	33	18%	184
Madison Health and Rehabilitation Center		147	36	20%	183
ADVENT HEALTH CENTRA CARE - WESLEY CHAPEL		13	170	93%	183
MAGNOLIA MEDICAL CLINIC		71	111	61%	182
KINGS BAY PEDIATRICS LLC		176	6	3%	182
BRIGHTON EGGERT PHARMACY INC		175	7	4%	182
SOUTH GEORGIA MEDICAL CENTER		126	55	30%	181
ADVENTHEALTH MEDICAL GROUP FAMILY MEDICINE AT		137	44	24%	181
STERLING HOUSE OF PUNTA GORDA		180	1	1%	181
MOBILE INFIRMARY MED CENTER PATH LAB		165	15	8%	180
ATMORE COMMUNITY HOSPITAL LABORATORY		151	29	16%	180
REOPEN DIAGNOSTICS LLC (DBA PANDEMIC RESPONSE LAB)	2	177			179
TRADITION MEDICAL CENTER LABORATORY		55	124	69%	179
NORTH FLORIDA INTERNAL MEDICINE PA		145	34	19%	179
ROSECASTLE OF CITRUS		148	30	17%	178
LAKEVIEW TERRACE RETIREMENT COMMUNITY		159	19	11%	178
QUALITY URGENT CARE AND WELLNESS PL	3	128	47	26%	178
FHMG-FLORIDA HOSPITAL MEDICAL GROUP		152	26	15%	178
CAYUGA MEDICAL CENTER AT ITHACA		173	5	3%	178
MID FLORIDA PATHOLOGY LLC MOBILE UNIT #4		125	53	30%	178
Ocala CBOC		165	12	7%	177
SUWANNEE VALLEY NURSING CENTER		163	14	8%	177
ADVENT HEALTH CENTRA CARE - CARROLLWOOD		5	172	97%	177
HARBOR BEACH NURSING AND REHABILITATION CENTER		147	30	17%	177
GENE BY GENE		61	115	65%	176
ASTON GARDENS AT PELICAN MARSH		169	7	4%	176
LISTENING DOCTOR PLLC, THE		158	18	10%	176
WILTON MANORS HEALTH & REHABILITATION CENTER		166	9	5%	175
KRYSTAL BAY NURSING AND REHABILITATION		169	6	3%	175
WOODBIDGE FACILITY INC		169	6	3%	175

# COVID-19: testing by laboratory

Data through May 16, 2021 verified as of May 17, 2021 at 09:25 AM

Data in this report are provisional and subject to change.

The numbers in the table below represent the number of Florida and non-Florida residents for whom test results were received by the Department of Health. A person can be tested by more than one laboratory and can have both positive and negative results. **Therefore, the sum of the numbers in each column will be larger than the total number of people tested.**

Reporting lab	Inconclusive	Negative	Positive	Percent positive	Total
ORLANDO HEALTH EMERGENCY DEPARTMENT		163	12	7%	175
COASTAL INTERNAL MEDICINE		135	40	23%	175
Peninsula Care and Rehab		162	12	7%	174
ANCHOR CARE AND REHABILITATION CENTER		173	1	1%	174
OMNI HEALTHCARE, INC		163	10	6%	173
TERRACE AT HOBE SOUND, THE	1	158	14	8%	173
CITRUS MEMORIAL HOSPITAL		1	172	99%	173
HOSPICE OF THE TREASURE COAST		167	5	3%	172
DOCTOR TODAY TLC LLC		123	49	28%	172
TGH URGENT CARE - SEMINOLE		17	155	90%	172
URGENT CARE OF THE PALM BEACHES, NORTH PALM BEACH			172	100%	172
ARDEN COURTS OF LELY PALMS		170	2	1%	172
BROOKDALE FORT MYERS THE COLONY		167	5	3%	172
Lakeside Oaks Care Center		166	5	3%	171
SOMERBY LAKE NONA		164	7	4%	171
MAINSTREAM DIAGNOSTIC LABORATORY LLC		144	27	16%	171
Winter Park Care and Rehab		170	1	1%	171
Life Care Center of Orlando		164	6	4%	170
JPR URGENT MEDICAL CARE		165	5	3%	170
WESLEY HAVEN VILLA	1	134	35	21%	170
GRAVITY DIAGNOSTICS		56	114	67%	170
FINNISH AMERICAN REST HOME-ALF		168	2	1%	170
ADVENT HEALTH CENTRA CARE - TEMPLE TERRACE	1	104	64	38%	169
MINUTECLINIC DIAGNOSTIC OF SOUTH CARO		143	26	15%	169
PROMPT CARE OF CENTRAL FLORIDA			169	100%	169
PANAMA CITY DEVELOPMENTAL CENTER		168			168
OSPREY VILLAGE AT AMELIA ISLAND LTD		157	10	6%	167
MEADOWCREST FAMILY PHYSICIANS		98	69	41%	167
ANYLABTEST NOW		158	8	5%	166
OPPENHEIMER PLASTIC SURGERY LLC		161	5	3%	166
NEMOURS CHILDREN'S URGENT CARE		80	86	52%	166
GARDENS HEALTH NH LLC		163	3	2%	166
REGENCY OAKS HEALTH CENTER		163	2	1%	165
BROOKDALE BONITA SPRINGS		162	3	2%	165
THE ARLINGTON OF NAPLES INC.		162	3	2%	165
CITRUS HEALTH AND REHAB		132	33	20%	165
WRIGHTS HEALTH CARE AND REHABILITATION CENTER		135	30	18%	165
CORNERSTONE MEDICAL CARE OF BRANDON PL		135	30	18%	165
NORTH PORT REHABILITATION AND NURSING CENTER		163	1	1%	164
The Crossroads		163	1	1%	164
TRI COUNTY NURSING HOME		162	1	1%	163
ALLCARE MEDICAL CENTERS PC		139	24	15%	163
COASTAL DETOX		160	3	2%	163
BRADENTON HEALTH CARE		163			163
LONGWOOD CARDIOLOGY			163	100%	163
WALTON PLACE		163			163
PRECISION GENETICS, INC		157	6	4%	163

# COVID-19: testing by laboratory

Data through May 16, 2021 verified as of May 17, 2021 at 09:25 AM

Data in this report are provisional and subject to change.

The numbers in the table below represent the number of Florida and non-Florida residents for whom test results were received by the Department of Health. A person can be tested by more than one laboratory and can have both positive and negative results. **Therefore, the sum of the numbers in each column will be larger than the total number of people tested.**

Reporting lab	Inconclusive	Negative	Positive	Percent positive	Total
DEERFIELD BEACH REHABILITATION AND NURSING		157	5	3%	162
CHERRY OAK PALM BEACH COUNTY		154	8	5%	162
DESOTO PALMS ALF		155	6	4%	161
DOCTORS MEMORIAL FAMILY PRACTICE	2	122	37	23%	161
MINUTECLINIC LLC #4987		144	17	11%	161
F&T MEDICAL RESEARCH, INC		160			160
AMERICAN HOUSE COCONUT POINT		138	22	14%	160
GREENBRIAR REHABILITATION AND NURSING CENTER	1	159			160
ARCADIA HEALTH AND REHABILITATION CENTER		100	60	38%	160
KEYSTONE REHAB		160			160
TUSCAN ISLE CHAMPIONSGATE OP CO LLC		158	2	1%	160
LEE MEMORIAL HEALTH SYSTEM HEALTH FAIR		153	6	4%	159
BROOKDALE PENSACOLA		158	1	1%	159
POINTE, THE		131	28	18%	159
AEGIS MEDICAL GROUP		134	25	16%	159
NORTHEAST FLORIDA STATE HOSP-NURSING		158	1	1%	159
GRAND AVE PHARMACY		112	46	29%	158
KINDRED HOSPITAL NORTH FLORIDA	3	147	8	5%	158
WUESTHOFF REF LABORATORY			158	100%	158
ALL FLORIDA FAMILY AND SPORTS MEDICINE		134	23	15%	157
PHYSICIAN PARTNERS PERRY		93	64	41%	157
TIMBERRIDGE NURSING HOME & REHAB		123	34	22%	157
PROVIDENCE HOSPITAL LABORATORY		148	9	6%	157
LANDMARK HOSPITAL SOUTHWEST FLORIDA LLC		152	5	3%	157
CLEARWATER STATMED QUICK QUALITY CLINICS		47	109	70%	156
KEYSTYLE LIVING LLC	1	154	1	1%	156
MINUTECLINIC DIAGNOSTIC OF NORTH CAROL		131	25	16%	156
MEMORY CARE OF NAPLES		155	1	1%	156
MD NOW MEDICAL CENTERS, INC.		121	35	22%	156
WALGREENS 6221		138	18	12%	156
Englewood Healthcare and Rehab		141	15	10%	156
ADVENTHEALTH HOSPICE CARE CENTRAL FLORIDA		150	5	3%	155
SUMMIT MEDICAL GROUP		143	12	8%	155
FAMILY EXTENDED CARE OF CENTRAL TAMPA		137	18	12%	155
COCOA BEACH/ADVENT CENTRA		41	114	74%	155
CRANE CENTER		124	31	20%	155
DIAMOND RIDGE		147	8	5%	155
CORE BIO LABS		76	79	51%	155
PRUITT HEALTH		152	2	1%	154
WINDSOR OF LAKEWOOD RANCH,THE		151	3	2%	154
FAWCETT MEMORIAL HOSPITAL-LAB		39	115	75%	154
PALMETTTO FACILITY INC	1	153			154
NCRNC INC		140	14	9%	154
OHI WEST INC		141	13	8%	154
NAPHCARE, INC.		144	10	6%	154
LABORATORY OF FLORIDA		97	56	37%	153
PACIFICA SUNRISE□		145	8	5%	153

# COVID-19: testing by laboratory

Data through May 16, 2021 verified as of May 17, 2021 at 09:25 AM

Data in this report are provisional and subject to change.

The numbers in the table below represent the number of Florida and non-Florida residents for whom test results were received by the Department of Health. A person can be tested by more than one laboratory and can have both positive and negative results. **Therefore, the sum of the numbers in each column will be larger than the total number of people tested.**

Reporting lab	Inconclusive	Negative	Positive	Percent positive	Total
SUNNY HILLS ALF OF SEBRING INC		140	13	8%	153
NAVARRE GARDENS LLC		127	25	16%	152
WILLOW BROOKE COURT AT AZALEA TRACE		149	3	2%	152
Centre Pointe Health and Rehabilitation Center		141	11	7%	152
The Crossings		149	2	1%	151
CLINICA HISPANA		1	150	99%	151
CROSSWINDS HEALTH AND REHABILITATION CENTER	1	148	2	1%	151
REFUAH HEALTH CENTER LABORATORY		143	8	5%	151
MACKOUL PEDIATRICS FORT MYERS		130	21	14%	151
ORANGE COUNTY CORRECTIONS HEALTH SERVICES		121	30	20%	151
PALM BEACH COUNTY HEALTH DEPT LAB	4	140	7	5%	151
SONATA COCONUT CREEK	2	125	23	15%	150
GOLD CHOICE SENIOR COMMUNITIES		109	41	27%	150
TGH URGENT CARE - FAST TRACK			150	100%	150
SANIBEL INTERNAL MEDICINE, LLC		143	6	4%	149
GATEWAY CARE CENTER		147	2	1%	149
VILLAGE ON THE ISLE		143	6	4%	149
MED COMP SCIENCES		3	146	98%	149
PRECISION HEALTH RESOURCES, LLC	1	133	15	10%	149
GRAND VILLA OF ORMOND BEACH		143	6	4%	149
Oakhurst Center		142	7	5%	149
DAYSRING VILLAGE		127	22	15%	149
REHAB AND HEALTHCARE CENTER OF CAPE CORAL		149			149
TURNING POINT OF TAMPA		140	8	5%	148
SEAGRASS VILLAGE FLEMING ISLAND		111	37	25%	148
MILLENNIUM LAB SERVICES			148	100%	148
LIFE CARE CENTER OF JACKSONVILLE		127	21	14%	148
PROVISTA DIAGNOSTICS, INC		145	3	2%	148
ALLIANCE PEDIATRICS		116	32	22%	148
East Bay Rehabilitation Center		113	35	24%	148
GRAND VILLA OF DELAND		138	9	6%	147
ROHR HOME		141	6	4%	147
Alhambra Health and Rehabilitation		146	1	1%	147
AESTHETIC SURGERY CENTER OF WINTER PARK, THE	3	139	5	3%	147
DIAGNOSTIC LABORATORY OF OKLAHOMA		121	26	18%	147
FG RAPID		140	7	5%	147
SUMMIT MEDICAL GROUP PA		134	13	9%	147
WALGREENS CO		128	18	12%	146
Quail Run Health Care Center		146			146
BOSTON RED SOX CLUB LP		144	2	1%	146
QUALITY URGENT CARE AND WELLNESS		101	45	31%	146
WEDGEWOOD HEALTHCARE CENTER		94	52	36%	146
RESEARCH CENTERS OF AMERICA, LLC		119	27	18%	146
MV MEDICAL PRACTICE DBA PRIMARY URGENT CARE		139	7	5%	146
BIODESIX, INC.		114	32	22%	146
KINDRED HOSPITAL-BAY AREA-ST PETERSBURG LAB	1	138	6	4%	145
DAYSRING SENIOR LIVING LLC		143	2	1%	145

# COVID-19: testing by laboratory

Data through May 16, 2021 verified as of May 17, 2021 at 09:25 AM

Data in this report are provisional and subject to change.

The numbers in the table below represent the number of Florida and non-Florida residents for whom test results were received by the Department of Health. A person can be tested by more than one laboratory and can have both positive and negative results. **Therefore, the sum of the numbers in each column will be larger than the total number of people tested.**

Reporting lab	Inconclusive	Negative	Positive	Percent positive	Total
WILLOWBROOKE COURT AT ST ANDREWS ESTATES		140	5	3%	145
BROOKDALE CAPE CORAL		145			145
REGENCY CARE OF BLOUNTSTOWN LLC		135	10	7%	145
TREASURE COAST FORENSIC TREATMENT CTR		124	21	14%	145
ADVENTHEALTH CENTRA CARE PONCIANA	1	81	63	43%	145
SEVEN HILLS HEALTH AND REHABILITATION CENTER		128	16	11%	144
A2Z DIAGNOSTICS		143	1	1%	144
BAY REGIONAL URGENT CARE	1	98	44	31%	143
OAKS OF KISSIMMEE HEALTH AND REHABILITATION CENTER		140	3	2%	143
JEFFERY WEINZWEIG		2	141	99%	143
ARLINGTON OF NAPLES INC, THE		143			143
SMILEY MEDICAL GROUP		108	35	24%	143
BLOCK NATION CHASE		115	27	19%	142
DB MD		126	16	11%	142
MANOR CARE OF PALM HARBOR		139	3	2%	142
GRAND VILLA OF LAKELAND		136	6	4%	142
SURFSIDE URGENT CARE		114	27	19%	141
UNITED CLINICAL LABORATORIES		132	9	6%	141
JOHN KNOX VILLAGE OF CENTRAL FLORIDA		136	5	4%	141
LabCorp L#09258090 M#09258105		74	67	48%	141
PORT ST LUCIE REHABILITATION AND HEALTHCARE		98	43	30%	141
AVOW HOSPICE INC		140	1	1%	141
NOVARI CARE LLC		97	44	31%	141
WELLNOW URGENT CARE PC		139	2	1%	141
TALLAHASSEE VA OPC		132	9	6%	141
THREE OAKS PHARMACY INC		125	15	11%	140
ORANGE PARK PEDIATRICS		126	14	10%	140
DOCTOR'S IN HOUSE LABORATORY		18	122	87%	140
CARENOW URGENT CARE - LAKE MARY			140	100%	140
DIATHERIX LABORATORIES		78	62	44%	140
PANCARE HEALTH GULF COUNTY		109	31	22%	140
HIGHLANDS MEDICAL CENTER		136	3	2%	139
GRAND OAKS HEALTH & REHABILITATION		138	1	1%	139
LABCORP RTP		55	84	60%	139
Gulf Coast Healthcare (Longwood Health and Rehab		118	21	15%	139
MICRO PATH LABORATORIES INC		136	3	2%	139
SONNIS PEDIATRICS PA		121	18	13%	139
ST PETERSBURG PEDIATRICS-MLK JUNIOR BLVD		128	10	7%	138
GIBBENS FAMILY MEDICAL, LLC		117	21	15%	138
MANOR AT BLUEWATER BAY		131	7	5%	138
Lakeside Nursing and Rehabilitation Center	1	112	25	18%	138
AHEC CLINIC		8	130	94%	138
VITAS HEALTHCARE CORPORATION OF FLORIDA		134	4	3%	138
ADVENT HEALTH CENTRA CARE - CITRUS PARK		9	129	93%	138
CLARE BRIDGE OF CAPE CORAL	1	137			138
AMERICAN PATHOLOGY PARTNERS		136	2	1%	138
ADVENT HEALTH CENTRA CARE - DELAND		28	110	80%	138

# COVID-19: testing by laboratory

Data through May 16, 2021 verified as of May 17, 2021 at 09:25 AM

Data in this report are provisional and subject to change.

The numbers in the table below represent the number of Florida and non-Florida residents for whom test results were received by the Department of Health. A person can be tested by more than one laboratory and can have both positive and negative results. **Therefore, the sum of the numbers in each column will be larger than the total number of people tested.**

Reporting lab	Inconclusive	Negative	Positive	Percent positive	Total
SPRING HAVEN RETIREMENT	1	133	3	2%	137
HARBORCHASE OF VERO BEACH	1	117	19	14%	137
LONGWOOD HEALTH AND REHABILITATION CENTER		125	12	9%	137
TGH URGENT CARE - TYRONE		9	128	93%	137
ARDEN COURTS OF WEST PALM BEACH		132	5	4%	137
VITAS HEALTHCARE		123	14	10%	137
UNIVERSTIY CENTER MEDICAL LLC DBA	1	130	6	4%	137
ECOLAB GROUP		100	36	26%	136
SUNRISE SENIOR LIVING OF JACKSONVILLE		120	16	12%	136
SONATA DELRAY BEACH		125	11	8%	136
ADVENT HEALTH CENTRA CARE - ORANGE CITY	1	53	82	60%	136
STEWART MEDICAL GROUP		34	102	75%	136
PEDIATRIC SERVICES AND BREATHING CENTER PA		107	29	21%	136
ARIZONA DEPARTMENT OF HEALTH SERVICES		5	131	96%	136
IRL MARKET LAB ALACHUA		104	31	23%	135
PRIME HEALTH OF NORTH PORT LLC		113	22	16%	135
MINUTECLINIC DIAGNOSTIC OF NORTH CARO		120	15	11%	135
OAKS OF CLEARWATER, THE		132	3	2%	135
EMERALD COAST BEHAVIORAL HOSPITAL		128	7	5%	135
SONATA WEST		133	2	1%	135
PEDIATRIC CARE CENTER		135			135
L&S SENIOR CARE DBA ARCADIA OAKS	4	129	1	1%	134
SOUTH LAKE PEDIATRICS		116	18	13%	134
SUNY UPSTATE OVERFLOW LABORATORY		134			134
ADVANCED MEDICAL CENTER		86	48	36%	134
SOUTH CAMPUS FACILITY INC		122	12	9%	134
SANDALWOOD NURSING CENTER		127	7	5%	134
PUTNAM COUNTY SHERIFFS OFFICE		123	10	8%	133
HEARTLAND PHARMACY LAKE PLACID, INC		100	33	25%	133
ENCOMPASS HEALTH REHABILITATION HOSPITAL		132	1	1%	133
LAKELAND REGIONAL HEALTH LAKE MIRIAM	3	87	42	32%	132
ALTERNATIVE LIVING, INC DBA TWIN CITIES PAVILION		129	3	2%	132
CENTRACARE		18	114	86%	132
THE REHABILITATION CENTER OF LAKE CITY		127	5	4%	132
AMERICAN HOUSE-BONITA SPRINGS		131	1	1%	132
SOLARIS SENIOR LIVING OF MERRITT ISLAND		127	5	4%	132
VITAS HEALTHCARE CORP OF FLORIDA		131	1	1%	132
HOSPICE OF MARTIN & ST LUCIE, INC		129	3	2%	132
DOCTORS CENTER PA,THE		114	18	14%	132
MORTON PLANT HOSPITAL NURSING		2	129	98%	131
MINUTECLINIC DIAGNOSTIC OF OHIO LLC		109	22	17%	131
FOUNTAINS OF HOPE LLC, THE		130	1	1%	131
ENCOMPASS HEALTH REHABILITATION HOSPITAL OF SARASOTA		130	1	1%	131
INTEGRATED REGIONAL LABORATORIES		119	12	9%	131
THE WELLNESS CENTER AT LAKEWOOD RANCH		43	88	67%	131
ARBOR TERRACE SAN JOSE LLC	3	126	2	2%	131
MOOSEHAVEN LIFE CARE CENTER		130			130

# COVID-19: testing by laboratory

Data through May 16, 2021 verified as of May 17, 2021 at 09:25 AM

Data in this report are provisional and subject to change.

The numbers in the table below represent the number of Florida and non-Florida residents for whom test results were received by the Department of Health. A person can be tested by more than one laboratory and can have both positive and negative results. **Therefore, the sum of the numbers in each column will be larger than the total number of people tested.**

Reporting lab	Inconclusive	Negative	Positive	Percent positive	Total
PANAMA PHARMACY	3	109	18	14%	130
COQUINA CENTER		125	5	4%	130
THE CLUB AND REHABILITATION CENTER		129	1	1%	130
PM PEDIATRICS		116	14	11%	130
CHARLES CROFT MD	1	127	2	2%	130
LATE HOURS URGENT CARE		66	64	49%	130
MAIN STREET MEDICAL CENTER OF CRESTVIEW PA		105	25	19%	130
EC OPCO CARROLLWOOD LLC		123	7	5%	130
SEMINOLE SPORTS AND FAMILY MEDICINE		114	16	12%	130
MEYER PEDIATRICS		114	16	12%	130
ST JOSEPHS HOSPITAL SOUTH HOSPITAL		1	128	99%	129
VIERA HOSPITAL			129	100%	129
LIFESTREAM BEHAVIORIAL CENTER		104	25	19%	129
TRI-COUNTY NURSING HOME		117	12	9%	129
BMHSI-AEL MICROBIOLOGY LABORATORY	2	102	25	19%	129
QUICK CARE MED PL CR		80	49	38%	129
IQBAL A FARUQUI MD		93	35	27%	128
HILLSBOROUGH COUNTY DEVELOPMENTAL CTR	1	117	9	7%	127
ENCOMPASS HEALTH REHABILITATION HOSPITAL OF LARGO		124	3	2%	127
THE COURTYARD ASSISTED LIVING		123	4	3%	127
GESSLER CLINIC PA		98	29	23%	127
FLORIDA DEPARTMENT OF HEALTH IN LAKE COUNTY	1	79	47	37%	127
TIFFANY HALL NURSING AND REHAB CENTER		118	9	7%	127
SHOAL CREEK REHABILITATION CENTER		85	42	33%	127
TREASURE COAST PEDIATRICS PA		120	7	6%	127
ADVENTHEALTH MEDICAL GROUP PRIMARY CARE		116	11	9%	127
Golfview Healthcare Center		120	6	5%	126
MONTEFIORE MEDICAL CENTER LABORATORIES - MOSES		116	10	8%	126
WESTCHESTER MEDICAL CENTER	1	120	5	4%	126
NORTHWESTERN UNIVERSITY CORP		125	1	1%	126
BROOKDALE PALM COAST		125			125
ADVANCED EMURGENT CARE		28	97	78%	125
PALMS EDGE	1	116	8	6%	125
SMS DO PA		106	19	15%	125
TROPICANA MANUFACTURING COMPANY INC		118	7	6%	125
WINDERMERE MEDICAL CENTER		119	6	5%	125
Mt Sinai Aventura			125	100%	125
MINUTECLINIC DIAGNOSTIC OF RHODE ISLAND, LLC #729		120	4	3%	124
ADVENT HEALTH CENTRA CARE - BRANDON		31	93	75%	124
NORTH FL SOUTH GA HCS-MALCOM RANDALL VAMC			124	100%	124
FLORIDA ATLANTIC UNIVERSITY		116	8	6%	124
ARDEN COURTS OF SARASOTA		106	18	15%	124
FHMG- FLORIDA HOSPITAL MEDICAL GROUP		110	14	11%	124
PALM BAY HOSPITAL			124	100%	124
FHMG LAKE MARY PEDS		108	16	13%	124
ISLAND URGENT CARE PLLC DBA AFC URGENT CARE		123	1	1%	124
ARBOR GLEN AT ARBOR TRACE	2	113	9	7%	124



# COVID-19: testing by laboratory

Data through May 16, 2021 verified as of May 17, 2021 at 09:25 AM

Data in this report are provisional and subject to change.

The numbers in the table below represent the number of Florida and non-Florida residents for whom test results were received by the Department of Health. A person can be tested by more than one laboratory and can have both positive and negative results. **Therefore, the sum of the numbers in each column will be larger than the total number of people tested.**

Reporting lab	Inconclusive	Negative	Positive	Percent positive	Total
CITRUS MEMORIAL HEALTH SYSTEM LAB		2	121	98%	123
Cross Landings Health and Rehabilitation		114	9	7%	123
PATRICK AIR FORCE BASE		10	113	92%	123
TREASURE COAST PRIMARY CARE		100	23	19%	123
COLONY CARE CENTER		106	17	14%	123
PICH KTM CORP DBA MEDTOWN PHARMACY		106	17	14%	123
PSL NAPLES BH OPERATIONS, LLC		123			123
GENEDX		48	75	61%	123
PHYSICIANS REGIONAL CLINIC		92	30	25%	122
HOSPICE OF THE EMERALD COAST INC - PANAMA CITY	2	113	7	6%	122
CHILDRENS CLINIC		68	54	44%	122
PARKVIEW HEALTH		121	1	1%	122
GUIDEWELL EMERGENCY MEDICINE DOCTORS LLC		80	42	34%	122
LENOX HILL HOSPITAL		113	9	7%	122
Crystal Health & Rehab Center		115	6	5%	121
PINELLAS COUNTY JAIL			121	100%	121
Sandy Ridge Center for Rehabilitation and Healing		100	21	17%	121
Hialeah Nursing And Rehabilitation Center		115	6	5%	121
URGENT CARE TCMA			121	100%	121
BROOKDALE JENSEN BEACH		118	3	2%	121
FLAGLER COLLEGE HEALTH SERVICES		86	34	28%	120
BLISS HEALTHCARE SERVICES	1	94	25	21%	120
HOBDARI FAMILY HEALTH LLC		83	37	31%	120
ARBOR TERRACE ORTEGA LLC	2	116	2	2%	120
MY CLINICAL LAB INC		17	103	86%	120
J FRANK AVEY MD		93	27	23%	120
ADVENT HEALTH - CENTRAL PASCO ER		104	16	13%	120
DELAND WELLNESS CENTER			119	100%	119
UNIVERSITY HEALTH SYSTEM INC		108	11	9%	119
BROWARD HEALTH CORAL SPRINGS EPIDEMIOLOGY DEPT		1	118	99%	119
RDX BIOSCIENCE		60	59	50%	119
VILLAS OF HOLLY BROOK - BRADENTON 14TH		117	2	2%	119
MATHISON RETIREMENT COMMUNITY		114	5	4%	119
MED ONE AT SAINT AUGUSTINE		87	32	27%	119
COASTAL HEALTH AND REHAB		110	9	8%	119
RARITAN BAY PERTH AMBOY		110	9	8%	119
BROOKDALE CANOPY OAKS		87	32	27%	119
TOTAL CARE PLUS LLC			119	100%	119
SHERMAN-ABRAMS LABORATORY INC		111	8	7%	119
TUSCAN ISLE OPERATING COMPANY LLC DBA		114	4	3%	118
SH HERON EAST LLC		103	15	13%	118
A PLUS FAMILY URGENT CARE		94	24	20%	118
ISLAND DOCTORS		23	95	81%	118
GRAND OAKS OF JENSEN BEACH LLC		113	5	4%	118
BAY PINES MEDICAL ASSOCIATES		1	116	99%	117
MULBERRY CARE CENTER		104	13	11%	117
MINUTECLINIC DIAGNOSTIC OF SOUTH CAROLINA, LLC		97	20	17%	117

# COVID-19: testing by laboratory

Data through May 16, 2021 verified as of May 17, 2021 at 09:25 AM

Data in this report are provisional and subject to change.

The numbers in the table below represent the number of Florida and non-Florida residents for whom test results were received by the Department of Health. A person can be tested by more than one laboratory and can have both positive and negative results. **Therefore, the sum of the numbers in each column will be larger than the total number of people tested.**

Reporting lab	Inconclusive	Negative	Positive	Percent positive	Total
MD 365 MEDICAL CARE		116	1	1%	117
BROOKDALE COLONIAL PARK	2	114	1	1%	117
NORTH SHORE MEDICAL LABS	1	109	7	6%	117
ALL CARE URGENT CARE			117	100%	117
NEIGHBORHOOD MEDICAL CENTER		112	5	4%	117
SOUTH BALDWIN MEDICAL CENTER GULF SHORES		94	23	20%	117
CAREATC		30	86	74%	116
BELVEDERE COMMONS OF FORT WALTON BEACH		106	10	9%	116
CSL PLASMA INC		11	105	91%	116
CARE CENTERS OF NASSAU, LLC - HENDRICKS RD		115	1	1%	116
WESTWOOD NURSING & REHAB		82	34	29%	116
LEE COUNTY SCHOOL DISTRICT	1	108	7	6%	116
CONSULATE HEALTH CARE OF SARASOTA	1	115			116
OZ		116			116
CAN COMMUNITY HEALTH		114	2	2%	116
TREASURE COAST MEDICAL ASSOCIATES		4	111	97%	115
Courtyards of Orlando Care Center		102	13	11%	115
IXI WELLNESS DALLAS, LLC		115			115
WINDSOR WOODS REHAB & HEALTHCARE CTR		109	6	5%	115
UNIVERSITY MEDICAL CENTER SUITES		101	14	12%	115
LPG PRIMARY CARE AT SURFSIDE		101	14	12%	115
SUNFLOWER SPRINGS ASSISTED LIVING		105	10	9%	115
CALADIUM PEDIATRICS		99	16	14%	115
CABANA AT JENSEN DUNES, THE		111	4	3%	115
THE POINTE AT CEDAR PARK		114	1	1%	115
ELAN BUENA VISTA		97	17	15%	114
G & R HEALTH MART PHARMACY		94	20	18%	114
ASHRAF MEDICAL GROUP PLLC DBA PULSE MD		110	3	3%	113
CAREMOUNT MEDICAL - PATHOLOGY		109	4	4%	113
CLEVELAND CLINIC FOUNDATION		12	101	89%	113
SIMEDHEALTH LLC		100	13	12%	113
GRACE MEDICAL HOME		93	19	17%	112
ALLIED HEALTH FORT PIERCE		112			112
AU HEALTH		96	16	14%	112
VRL EUROFINIS - HAWAII		112			112
ALL MY KIDS PEDIATRICS INC		78	33	30%	111
EXPRESS DOCS LLC		11	100	90%	111
HARBORCHASE OF NAPLES		97	14	13%	111
MG PORT CHARLOTTE II SUBTENANT LLC		99	12	11%	111
OCALA OAKS REHABILITATION CENTER		104	6	5%	110
LAKE HOUSE ASSISTED LIVING		93	17	15%	110
WHITE PLAINS HOSPITAL CENTER LAB		106	4	4%	110
CVS NY4098030POCT NEW YORK		109	1	1%	110
INFINITY BIOLOGIX LLC OAKDALE		104	6	5%	110
BAPTIST MEDICAL CENTER SOUTH		88	22	20%	110
VILLAGES VA CBOC	2	102	6	5%	110
AFTER HOURS PEDIATRICS			109	100%	109

# COVID-19: testing by laboratory

Data through May 16, 2021 verified as of May 17, 2021 at 09:25 AM

Data in this report are provisional and subject to change.

The numbers in the table below represent the number of Florida and non-Florida residents for whom test results were received by the Department of Health. A person can be tested by more than one laboratory and can have both positive and negative results. **Therefore, the sum of the numbers in each column will be larger than the total number of people tested.**

Reporting lab	Inconclusive	Negative	Positive	Percent positive	Total
Riviera Health Resort		108	1	1%	109
LECONTE MEDICAL CENTER LAB		89	20	18%	109
BRANDYWYNE HEALTH CARE CENTER		107	2	2%	109
WE SCREEN LLC		102	6	6%	108
North Lake Care Center		107	1	1%	108
Consulate Health Care of Port Charlotte		106	2	2%	108
EVANS HEALTH CARE		106	2	2%	108
ORLANDO LUTHERAN TOWERS ASSISTED LIVING		107			107
KALEIDA HEALTH CENTER FOR LABORATORY		101	6	6%	107
MENORAH HOUSE		106	1	1%	107
Salerno Bay Health & Rehabilitation Center		97	10	9%	107
BAY VIEW HEALTHCARE		85	22	21%	107
WORLD OF PEDIATRICS LLC		99	8	7%	107
NAVY HOSPITAL			107	100%	107
NORTH FLORIDA EVALUATION AND TREATMENT CENTER	2	99	5	5%	106
MIAMI BEACH COMMUNITY HEALTH CENTER		2	104	98%	106
SUNSHINE GARDENS		105	1	1%	106
325TH MEDICAL GROUP		87	19	18%	106
HEART OF FLORIDA REGIONAL MED CTR		35	71	67%	106
MEDEXPRESS - BLOOMIN BRANDS		85	21	20%	106
ELMCROFT OF BELLA VITA		98	8	8%	106
MEDICAL CONSULTANTS OF FLORIDA DBA	1	90	14	13%	105
MAJESTIC OAKS		102	3	3%	105
Gulfport Rehabilitation Center		102	3	3%	105
VANDERBILT UNIVERSITY MEDICAL CENTER		96	9	9%	105
ST MARK ASSISTED LIVING CENTER	1	92	12	11%	105
COASTAL LABORATORIES OF FLORIDA		92	13	12%	105
ST PETERSBURG PEDIATRICS-SEMINOLE		92	13	12%	105
VISTA MANOR		92	12	12%	104
PEDIATRIC CARE CENTER- JACKSONVILLE BEACH		75	29	28%	104
DOUGLAS T JACOBSON STATE VETERANS HOME		104			104
PORT CHARLOTTE REHABILITATION CENTER		90	14	13%	104
NORTH CENTRAL BRONX HOSPITAL		99	5	5%	104
PREDICTIVE LABORATORIES, INC	1	90	13	13%	104
GRANDE, THE	2	98	4	4%	104
EAST RIDGE RETIREMENT VILLAGE INC		104			104
CATHOLIC HEALTH SERVICES REGIONAL LAB		96	8	8%	104
FLORIDA MEDICAL CLINIC - MULTI SPECIALTY CAMPUS		53	50	49%	103
PUBLIC SQUARE PHARMACY LLC		81	22	21%	103
BROOKDALE VERO BEACH SOUTH AL		101	1	1%	102
STONY BROOK UNIVERSITY MEDICAL CENTER		88	14	14%	102
HENNEPIN HEALTHCARE LABORATORY		102			102
PruittHealth Fleming Island		87	15	15%	102
CENTRAL FLORIDA HEALTH CARE		47	55	54%	102
SANTA BARBARA CARE CENTER		78	24	24%	102
LAFAYETTE NURSING AND REHABILITATION CENTER		99	2	2%	101
PENNSYLVANIA DEPT OF HEALTH		21	80	79%	101

# COVID-19: testing by laboratory

Data through May 16, 2021 verified as of May 17, 2021 at 09:25 AM

Data in this report are provisional and subject to change.

The numbers in the table below represent the number of Florida and non-Florida residents for whom test results were received by the Department of Health. A person can be tested by more than one laboratory and can have both positive and negative results. **Therefore, the sum of the numbers in each column will be larger than the total number of people tested.**

Reporting lab	Inconclusive	Negative	Positive	Percent positive	Total
CCS - BROWARD COUNTY JAIL		94	7	7%	101
CRESTVIEW URGENT CARE	1	22	78	77%	101
WINDSOR OAKS		100	1	1%	101
PRIMECARE AT TWIN LAKES		2	99	98%	101
MACADAMS HOME HEALTH AGENCY		100	1	1%	101
PANIRA HEALTHCARE CLINIC		2	99	98%	101
HAWTHORN HOUSE		87	14	14%	101
GOOD HEARTS COVID TESTING		57	43	43%	100
GLOBAL CENTRAL LABS AT PPD	2	88	10	10%	100
EMERALD COAST CENTER		96	4	4%	100
JOHN KNOX VILLAGE OF FLORIDA ALF	1	95	4	4%	100
GRAND VILLA OF LARGO		90	9	9%	99
Consulate Health Care of Jacksonville		85	14	14%	99
HUNTSVILLE HOSPITAL LABORATORY		71	28	28%	99
DEVANSH LAB WERKS INC		79	20	20%	99
VALLEY MEDICAL CENTER		91	7	7%	98
SEMINOLE COUNTY HEALTH DEPARTMENT		79	19	19%	98
FLORIDA COMMUNITY HEALTH CENTERS INC			98	100%	98
URINEGOODHANDS LLC		96	2	2%	98
ARBOR TRAIL		78	20	20%	98
LANDMARK, THE		48	50	51%	98
PLAZA OF HALLANDALE BEACH		98			98
MIRIMUS CLINICAL LABS	2	42	54	55%	98
KORGENE LAB	1	28	69	70%	98
HEALTH CENTERS AT BRENTWOOD		96	1	1%	97
GEORGE E WEEMS MEMORIAL HOSPITAL LAB		80	17	18%	97
GARDENS AT TERRACINA HEALTH & REHABILITATION		96	1	1%	97
MINNESOTA TWINS		92	5	5%	97
1ST PRIORITY LAB SERVICES		80	17	18%	97
RIDGEWOOD DIAGNOSTIC LABORATORY		92	5	5%	97
LABCORP		30	67	69%	97
SIGNATURE HEALTHCARE OF MIDDLEBURG		95	2	2%	97
HURLBURT FIELD CLINIC		39	58	60%	97
SUPERIOR RESIDENCES OF LECANTO		82	15	15%	97
SKIPPACK MEDICAL LAB		82	15	15%	97
INSTITUTE OF PATHOLOGY KINGS COUNTY		93	3	3%	96
DAVENPORT PEDIATRICS CLERMONT PA		86	10	10%	96
BREVARD HEALTH ALLIANCE INC		93	3	3%	96
ERIE COUNTY MEDICAL CTR CLINICAL LABS		92	4	4%	96
GOLFCREST HEALTHCARE CENTER		96			96
QPS, LLC		93	3	3%	96
PEDIATRIC ASSOCIATES ORLANDO		82	14	15%	96
AVANTE OF MOUNT DORA INC		96			96
MARKET STREET VIERA		95	1	1%	96
BARRY UNIVERSITY STUDENT HEALTH SERVICES		52	44	46%	96
ADVENT HEALTH CENTRA CARE - WATERMAN		79	17	18%	96
BAYSHORE MEMORY CARE		96			96

# COVID-19: testing by laboratory

Data through May 16, 2021 verified as of May 17, 2021 at 09:25 AM

Data in this report are provisional and subject to change.

The numbers in the table below represent the number of Florida and non-Florida residents for whom test results were received by the Department of Health. A person can be tested by more than one laboratory and can have both positive and negative results. **Therefore, the sum of the numbers in each column will be larger than the total number of people tested.**

Reporting lab	Inconclusive	Negative	Positive	Percent positive	Total
LABFIRST - DEPARTMENT OF PATHOLOGY		92	4	4%	96
MEDRITE URGENT CARE		81	14	15%	95
ADVENT HEALTH CENTRA CARE - EAST ORLANDO		65	30	32%	95
EAST ALABAMA MEDICAL CENTER LABORATORY		83	12	13%	95
BRIDGEVIEW CENTER LLC		81	14	15%	95
KINDRED AT HOME		86	9	9%	95
ROSECASTLE AT DELANEY CREEK		94	1	1%	95
CATHOLIC HEALTH SYSTEM DEPT LABORATORY		91	4	4%	95
THE TERRACE OF KISSIMMEE		80	15	16%	95
CROSS CITY REHABILITATION AND HEALTH CARE CENTER		72	23	24%	95
HEARTLAND PEDIATRIC ASSOCIATES		80	15	16%	95
NEW SMYRNA BEACH URGENT CARE			94	100%	94
AESTHETIC ENHANCEMENTS		94			94
JOHN D ARCHBOLD MEMORIAL HOSPITAL		91	3	3%	94
Summit Medical Group, Pa Dba Citymd		87	7	7%	94
Baldwin Pediatrix		83	11	12%	94
Conway Lakes Health and Rehabilitation Center		93	1	1%	94
A COUNTRY PLACE ASSISTED LIVING FACILITY		92	2	2%	94
DIAGNOSTIC SOLUTIONS		3	91	97%	94
FLORIDA PEDIATRIC GROUP		31	63	67%	94
PRESERVE AT PALM AIRE	3	90			93
CONCENTRA - FT LAUDERDALE - COMMERCIAL BLVD		90	2	2%	92
SUWANNEE COUNTY SHERIFF OFFICE		89	3	3%	92
JESSIE TRICE COMMUNITY HEALTH SYSTEM, INC		75	17	18%	92
MAGNOLIA DIAGNOSTIC		2	90	98%	92
CVS MINUTE CLINIC		3	89	97%	92
PROMEDICA SENIOR LIVING		86	6	7%	92
DAVITA LABORATORY		69	23	25%	92
CENTURY CENTER FOR REHABILITATION & HEALING		74	18	20%	92
PLYMOUTH HOME FOR ADULTS, INC.	8	83	1	1%	92
LAKE GIBSON VILLAGE, LLC		89	3	3%	92
BISHOP GRADY VILLAS		90	2	2%	92
SUN CLINICAL LABORATORIES		90	1	1%	91
COOPER FAMILY MEDICAL PLLC		71	20	22%	91
LAKELAND REGIONAL HEALTH GATEWAY CENTER		65	26	29%	91
ORLANDO COVID TEST , LLC		83	8	9%	91
HERON CLUB AT PRESTANCIA		89	2	2%	91
MISIR DRUGS LLC		72	19	21%	91
BAHIA OAKS LODGE		85	6	7%	91
TGH URGENT CARE POWERED BY FAST TRACK			91	100%	91
AVERO DIAGNOSTICS		67	24	26%	91
PARK OF THE PALMS INC		90	1	1%	91
STUART REHABILITATION AND HEALTHCARE		75	16	18%	91
NAPHCARE INC		85	6	7%	91
SONORAN DESERT PATHOLOGY ASSOCIATES		3	88	97%	91
MD 365 MEDICAL CARE PLLC		91			91
DEBARY HEALTH AND REHABILITATION CENTER		88	3	3%	91

# COVID-19: testing by laboratory

Data through May 16, 2021 verified as of May 17, 2021 at 09:25 AM

Data in this report are provisional and subject to change.

The numbers in the table below represent the number of Florida and non-Florida residents for whom test results were received by the Department of Health. A person can be tested by more than one laboratory and can have both positive and negative results. **Therefore, the sum of the numbers in each column will be larger than the total number of people tested.**

Reporting lab	Inconclusive	Negative	Positive	Percent positive	Total
CAMPBELL URGENT CARE		15	76	84%	91
JENNIFER J CHIAVETTA-GRLSANTI DC		74	17	19%	91
AR ANESTHESIA LLC		88	2	2%	90
JERICO URGENT CARE		86	4	4%	90
ST VINCENT'S BIRMINGHAM		83	7	8%	90
MANATEE COUNTY JAIL		89	1	1%	90
KEYS MEDICAL GROUP			90	100%	90
Winter Garden Rehab and Nursing Facility		79	11	12%	90
Lanier Rehab		64	26	29%	90
NORTH FLORIDA SPINE AND WELLNESS		69	20	22%	89
WALGREENS 2941		85	4	4%	89
LAKE SHERIFF		69	20	22%	89
ATRIUM AT LIBERTY PARK		85	4	4%	89
EMERGENCY PHYSICIANS MEDICAL CENTER LLC		65	24	27%	89
ALCALA TESTING & ANALYSIS SERVICES		84	5	6%	89
MEDICAL PAVILION CLINIC		66	23	26%	89
FREEDOM INN AT TARPON SPRINGS		82	7	8%	89
MIAMI SHORES NURSING & REHAB		89			89
PERSONAL PEDIATRICS		78	11	12%	89
HUNTINGTON HOSPITAL LABORATORY		86	3	3%	89
EVENTEST, LLC		87	2	2%	89
ACE BIOMEDICAL LABS LLC		74	15	17%	89
STUART LODGE LIVING LLC		66	23	26%	89
ST VINCENTS PRIMARY CARE		81	8	9%	89
TAMPA BAY CONCIERGE DOCTOR, LLC		84	4	5%	88
BAYLOR GENETICS		75	13	15%	88
GOVERNOR'S CREEK HEALTH & REHABILITATION		87	1	1%	88
CHAMBREL AT ISLAND LAKE		84	4	5%	88
HOLMES COUNTY HEALTH DEPARTMENT	1	74	13	15%	88
FLORIDA MEDICAL CLINIC PA		60	28	32%	88
PRODUCTION HEALTH SAFETY MANAGEMENT		86	2	2%	88
PREMIUM HEALTH SERVICES OF TAMPA BAY LLC		56	32	36%	88
GADSDEN COUNTY HEALTH DEPARTMENT		74	13	15%	87
BEACHES PEDIATRICS PA		82	5	6%	87
UNIVERSITY OF NEW MEXICO HOSPITAL		87			87
PACIFIC ANALYTICS			87	100%	87
BRANDON HEALTH AND REHABILITATION CENTER	1	85	1	1%	87
LAKE HOWELL FAMILY MEDICINE ASSOCIATES		70	17	20%	87
EISENHOWER ARMY MEDICAL CENTER		80	7	8%	87
CLYDE E LASSEN STATE VETERANS NURSING HOME		62	25	29%	87
DELCARE PA		70	17	20%	87
DISCOVERY VILLAGE AT THE FORUM		86			86
WALGREENS #12673		82	4	5%	86
AHMG SURGICAL SPECIALIST		86			86
PANCARE HEALTH - FREEPORT CLINIC SUITE B		77	9	10%	86
ORTHOPAEDIC SURGERY CENTER		86			86
PENSACOLA DEVELOPMENTAL CENTER		67	19	22%	86

# COVID-19: testing by laboratory

Data through May 16, 2021 verified as of May 17, 2021 at 09:25 AM

Data in this report are provisional and subject to change.

The numbers in the table below represent the number of Florida and non-Florida residents for whom test results were received by the Department of Health. A person can be tested by more than one laboratory and can have both positive and negative results. **Therefore, the sum of the numbers in each column will be larger than the total number of people tested.**

Reporting lab	Inconclusive	Negative	Positive	Percent positive	Total
BRILLIANCE ASSISTED LIVING		69	17	20%	86
LEE MEMORIAL HEALTH SYSTEM D/B/A LEE COMMUNITY		80	6	7%	86
ATLAN		77	9	10%	86
SUNCOAST TECHNICAL COLLEGE SCHOOL OF HEALTH		86			86
LEVY COUNTY DEPARTMENT OF HEALTH		61	25	29%	86
W. FRANK WELLS NURSING HOME		84	1	1%	85
ARBOR OAKS AT TYRONE	9	74	2	2%	85
PRMG - EAST NAPLES	1	73	11	13%	85
OCOEE PEDIATRICS		77	8	9%	85
MEADOWCREST FAMILY PHYSICIANS PA	1	60	24	28%	85
ARTHREX MEDICAL CENTER		46	38	45%	84
PINES OF SARASOTA GARDEN		84			84
GRAND ST PAUL CVS		81	3	4%	84
LONG TERM CARE OF JAY, LLC		63	21	25%	84
MINUTECLINIC DIAGNOSTIC OF NEW JERSEY		76	8	10%	84
LPG PRIMARY CARE AT PINE ISLAND		70	14	17%	84
ROYAL CARE OF AVON PARK		81	3	4%	84
NITE LITE PEDIATRICS - JACKSONVILLE		76	8	10%	84
CENTRAL FLORIDA PEDIATRICS		38	46	55%	84
PEDIATRIC SERVICES OF AMERICA INC		79	5	6%	84
ROCKLEDGE REGIONAL MEDICAL CENTER		36	47	57%	83
URGENT CARE USA LLC		2	81	98%	83
BARNETT PARK		2	81	98%	83
TANVIR H SHAGAR NP		76	7	8%	83
MID FLORIDA PRIMARY CARE PA		69	14	17%	83
LABCORP EMPLOYER SERVICES		82	1	1%	83
CANOPY ON BERRYHILL, THE		51	32	39%	83
BROWARD HEALTH MEDICAL CENTER CLINICAL LAB			83	100%	83
BioReference Laboratories, Inc		10	73	88%	83
THE TRADITION OF THE PALM BEACHES		80	3	4%	83
ADVENTHEALTH MEDICAL GROUP MULTISPECIALTY			82	100%	82
THE PAVILION FOR HEALTH CARE		72	10	12%	82
Lexington Health and Rehabilitation Center		82			82
LAB PLUS, LLC AT SAINT THOMAS WEST HOSPITAL		68	14	17%	82
WEST VOLUSIA FAMILY AND SPORTS MEDICINE		75	7	9%	82
BIO-TECH CLINICAL LABORATORIES		41	40	49%	81
MEDCOR CORPORATE CLINIC		80	1	1%	81
LAKE CITY VA MEDICAL CENTER			81	100%	81
NICEVILLE URGENT CARE		34	47	58%	81
LAB		29	52	64%	81
STONY BROOK SOUTHAMPTON		79	2	2%	81
PIERCE INSTRUMENTS INC		79	2	2%	81
NORTH SHORE UNIVERSITY HOSPITAL LABORATORY		73	7	9%	80
BALMORAL TENANT SERVICES INC	1	43	36	45%	80
CENTRAL BALDWIN IMMEDIATE CARE & FAMILY PRACTICE		61	18	23%	79
TGH URGENT CARE - RIVERVIEW			79	100%	79
CBS LABS OF TAMPA LLC		3	76	96%	79

# COVID-19: testing by laboratory

Data through May 16, 2021 verified as of May 17, 2021 at 09:25 AM

Data in this report are provisional and subject to change.

The numbers in the table below represent the number of Florida and non-Florida residents for whom test results were received by the Department of Health. A person can be tested by more than one laboratory and can have both positive and negative results. **Therefore, the sum of the numbers in each column will be larger than the total number of people tested.**

Reporting lab	Inconclusive	Negative	Positive	Percent positive	Total
PANCARE HEALTH - MALONE CLINIC		72	7	9%	79
BOND CLINIC PA		46	33	42%	79
MICHAEL AKPEKE MD		70	9	11%	79
EDGEWATER AT WATERMAN VILLAGE		78	1	1%	79
BRADFORD COUNTY HEALTH DEPARTMENT		78	1	1%	79
VETERANS AFFAIRS MEDICAL CENTER - PALO ALTO		28	51	65%	79
JACOBI MEDICAL CENTER		74	5	6%	79
LEE COMMUNITY HEALTHCARE - LEHIGH		66	13	16%	79
SIMED LABORATORY		63	16	20%	79
MINUTECLINIC DIAGNOSTIC OF KANSAS, PA		70	9	11%	79
MINUTECLINIC, LLC		69	9	12%	78
LAKE MORTON PLAZA		75	3	4%	78
BAYCARE MEDICAL GROUP		71	7	9%	78
SUNSHINE PEDIATRICS		77	1	1%	78
TITUSVILLE FAMILY PRACTICE		22	56	72%	78
NEW MEXICO STATE PUBLIC HEALTH DIVISION		78			78
DOH-WEST PALM BEACH BRANCH LABORATORY		3	75	96%	78
NOMI HEALTH LAB SERVICES LLC		8	70	90%	78
THOMAS INTERNAL MEDICINE		65	13	17%	78
MICHAEL A VENAZIO MD		73	4	5%	77
HEALTH FIRST - PALM BAY HOSPITAL		2	75	97%	77
PALM RIVER COMMUNITY HEALTH CENTER		68	9	12%	77
DEVELOPMENTAL DISABILITIES DEFENDANT PROGRAM		75	2	3%	77
ROSECASTLE OF JACKSONVILLE LLC		75	2	3%	77
THE GOOD SHEPARDS OF DELAND-WEST		76	1	1%	77
ORLANDO CLINICAL RESEARCH CENTER		74	3	4%	77
WOMENS CARE FLORIDA LABORATORY		70	7	9%	77
ASSOCIATED CLINICAL LABORATORIES		69	8	10%	77
CLEARWATER PAIN MANAGEMENT ASSOCIATES		75	2	3%	77
WALGREENS 9627		71	6	8%	77
Grand Villa of Clearwater		71	6	8%	77
ORANGE CITY NURSING AND REHAB		75	2	3%	77
BOND CLINIC DR ELDEEB		38	39	51%	77
LUTHERAN HAVEN ASSISTED LIVING		77			77
FAST PACE MEDICAL CLINIC, PLLC		65	12	16%	77
CAMP BOGGY CREEK		75	1	1%	76
SUNCOAST OPTIMAL WELLNESS		23	53	70%	76
ERIC C MRSHAL, MD, PC #1842		73	3	4%	76
PROMEDICA LABORATORIES		21	55	72%	76
NORTH FLORIDA PHARMACY		67	9	12%	76
MOBILE PHYSICIAN SERVICES INC		68	8	11%	76
DHMD		76			76
EMPLOYEE WELLNESS PA		58	18	24%	76
TRINITY URGENT CARE		61	15	20%	76
S-H THIRTY-FIVE OPCO- PORT ST LUCIE, LLC	1	75			76
PANCARE HEALTH - JACKSON COUNTY		63	13	17%	76
TOWERS HOME CARE		72	4	5%	76



# COVID-19: testing by laboratory

Data through May 16, 2021 verified as of May 17, 2021 at 09:25 AM

Data in this report are provisional and subject to change.

The numbers in the table below represent the number of Florida and non-Florida residents for whom test results were received by the Department of Health. A person can be tested by more than one laboratory and can have both positive and negative results. **Therefore, the sum of the numbers in each column will be larger than the total number of people tested.**

Reporting lab	Inconclusive	Negative	Positive	Percent positive	Total
MINUTECLINIC DIAGNOSTIC OF SOUTH CAROL		69	7	9%	76
SUMTER PEDIATRICS		71	5	7%	76
DYNAMIC MEDICAL USA			76	100%	76
WINDSOR REFLECTIONS		75	1	1%	76
LAKE BUTLER HOSPITAL		68	8	11%	76
CLINICAL PATHOLOGY ASSOCIATES-SONIC REFERENCE LAB		76			76
WATERCREST ST LUCIE WEST	1	69	5	7%	75
ADVENTHEALTH EXPRESSCARE		45	30	40%	75
ERDOX		70	5	7%	75
BROWARD HEALTH MEDICAL CENTER		3	72	96%	75
AIR, LAND & SEA PHYSICALS & CONSULTATIONS, LLC		74	1	1%	75
SOS MOBILE MEDICAL CARE LLC		63	12	16%	75
SEWALLS POINT PHARMACY INC		67	8	11%	75
ELLKAY HEALTHCARE DATA PLUMBERS	52	19	4	5%	75
ST JOSEPHS CHILDRENS OUTREACH		2	73	97%	75
OAK MANOR NURSING HOME		70	4	5%	74
GROWING TOGETHER PEDIATRICS, LLC		68	6	8%	74
HARMONY CLINIC		1	73	99%	74
EC OPCO PENSACOLA, LLC		73	1	1%	74
GV NAPLES OPCO, LLC		73	1	1%	74
MD LABS		47	27	36%	74
LEE PHYSICIAN GROUP COLLEGE POINT		68	6	8%	74
NORTH FLORIDA PEDIATRICS		57	17	23%	74
NOAH CLINICAL LABORATORY		63	11	15%	74
ISLAND COAST PEDIATRICS		64	10	14%	74
BROOKDALE OVIEDO		72	2	3%	74
SCOTT LAKE HEALTH AND REHABILITATION CENTER		71	3	4%	74
PERSONAL PEDIATRICS PA		69	4	5%	73
FLORIDA HEALTH CARE DELAND			73	100%	73
EVIVIA		70	3	4%	73
DISCOVERY VILLAGE AT PALM BEACH GARDENS		71	2	3%	73
GOLDEN POND COMMUNITIES		73			73
INDIGO MANOR		23	50	68%	73
Stratford Court of Palm Harbor		63	10	14%	73
CONSULATE HEALTH CARE - LAKE MARY		72	1	1%	73
MED EXPRESS		6	67	92%	73
KESHAV RX LLC		59	13	18%	72
GILBERT MEDICAL GROUP		65	7	10%	72
CRAIG BERGER MD PL D/B/A BAY AREA EYE INSTITUTE		72			72
HAVEN OF OUR LADY OF PEACE		72			72
SAFARI PEDIATRICS PA		70	2	3%	72
AMMON LABS		61	10	14%	71
CL BRUMBACK PRIMARY CARE CLINICS		17	54	76%	71
EAST HILL PHARMACY		52	19	27%	71
INN AT ASTON GARDENS AT PELICAN POINTE,THE		67	4	6%	71
WILSON MEMORIAL REGIONAL MEDICAL CENTER		67	4	6%	71
STERLING HOUSE OF TALLAHASSEE	3	62	6	8%	71

# COVID-19: testing by laboratory

Data through May 16, 2021 verified as of May 17, 2021 at 09:25 AM

Data in this report are provisional and subject to change.

The numbers in the table below represent the number of Florida and non-Florida residents for whom test results were received by the Department of Health. A person can be tested by more than one laboratory and can have both positive and negative results. **Therefore, the sum of the numbers in each column will be larger than the total number of people tested.**

Reporting lab	Inconclusive	Negative	Positive	Percent positive	Total
ADVANCED LAB		67	4	6%	71
Heartland Health Care Center North Sarasota		57	14	20%	71
CAREATC INC BRANDON	21	45	5	7%	71
CITY OF OCALA EMPLOYEE HEALTH AND WELLNESS CENTER		64	7	10%	71
ADVENT HEALTH - LAKE MARY		61	10	14%	71
NORTH FLORIDA PEDIATRICS - JACKSONVILLE		64	7	10%	71
MEDEXPRESS URGENT CARE WEST TAMPA			71	100%	71
INTERNAL MEDICINE ASSOCIATES PA		65	5	7%	70
USF HEALTH MORSANI CENTER		5	65	93%	70
LAKE CO EMPLOYEE HEALTH AND WELLNESS CENTER		62	8	11%	70
CP/AIG PENSACOLA DEVELOPMENT LLC		67	3	4%	70
SUMMIT AT VENICE	2	63	5	7%	70
SIDDH INC DBA SAN CARLOS PHARMACY		66	4	6%	70
SUNCOAST COMMUNITY HEALTH CENTERS PEDIATRICS		21	49	70%	70
MINUTECLINIC DIAGNOSTIC MEDICAL GROUP		65	5	7%	70
Heritage Park Care and Rehabilitation		70			70
EXPRESS CARE OF TAMPA BAY LLC	1	22	47	67%	70
BOND AND STEELE CLINIC, PA		56	14	20%	70
Highlands Regional Hospital		63	7	10%	70
PLANTATION GENERAL HOSPITAL CLINICAL LAB		26	44	63%	70
PALM BAY URGENT CARE		28	42	60%	70
PARKSIDE INN	3	64	2	3%	69
SEBRING PEDIATRICS LLC		43	26	38%	69
WALGREEN		55	14	20%	69
MEMORIAL MANOR		69			69
LPG PULMONOLOGY-COCONUT POINT		59	10	14%	69
HERITAGE HEALTHCARE AND REHABILITATION CENTER		69			69
LINCOLN MEDICAL AND MENTAL HEALTH CENTER		66	3	4%	69
CORNERSTONE PEDIATRICS		57	12	17%	69
GENPATH			69	100%	69
SAN JOSE SENIOR CARE LLC	1	43	25	36%	69
VIP WALK IN CLINIC		44	24	35%	68
SOMERBY OF SANTA ROSA BEACH		59	9	13%	68
Rehabilitation Center of the Palm Beaches		68			68
AEL- MEMPHIS		17	51	75%	68
GRAND VILLA OF DEL RAY WEST		64	4	6%	68
BIG BOCA SMILES LLC		66	2	3%	68
WALGREENS #05625		63	5	7%	68
ENCOMPASS HEALTH REHABILITATION OF ALTAMONTE		63	5	7%	68
SAMFORD UNIVERSITY HEALTH SERVICES		67	1	1%	68
BIOREFERENCE LABORATORIES INC		11	56	84%	67
PINELLAS PARK FIRE DEPARTMENT		63	4	6%	67
MEASE MANOR INC		63	4	6%	67
FLORIDA HEALTH CARE		8	59	88%	67
ADVENT HEALTH - PALM COAST		2	65	97%	67
ST FRANCIS HOSPITAL		59	8	12%	67
APC PEDIATRICS AT RYE ROAD MEDICAL PARK		63	4	6%	67

# COVID-19: testing by laboratory

Data through May 16, 2021 verified as of May 17, 2021 at 09:25 AM

Data in this report are provisional and subject to change.

The numbers in the table below represent the number of Florida and non-Florida residents for whom test results were received by the Department of Health. A person can be tested by more than one laboratory and can have both positive and negative results. **Therefore, the sum of the numbers in each column will be larger than the total number of people tested.**

Reporting lab	Inconclusive	Negative	Positive	Percent positive	Total
MINUTECLINIC DIAGNOSTIC OF HAWAII LLC		60	7	10%	67
GRAND VILLA OF ALTAMONTE SPRINGS		60	7	10%	67
FAMILY HEALTH CENTER		46	20	30%	66
MEDEX MEDICAL EXPRESS OF PALATKA			66	100%	66
Palms at Ponte Vedra Assisted Living and Memory Care		63	3	5%	66
AMERICAN FAMILY MEDICAL		53	13	20%	66
GREENSBORO PATHOLOGY LLC		54	12	18%	66
ADVENT HEALTH CENTRA CARE - WINTER GARDEN		20	46	70%	66
Casa Mora Rehabilitation & Extended Care		64	2	3%	66
DOT DOC SARASOTA		60	6	9%	66
NORTH FLORIDA MEDICAL CENTER		59	7	11%	66
CALHOUN COUNTY HEALTH DEPT		36	30	45%	66
NEMOURS CHILDRENS PRIMARY CARE OVIEDO		51	15	23%	66
Bon Secours Maria Manor		60	6	9%	66
TROY REGIONAL MEDICAL CENTER		55	11	17%	66
VETERANS AFFAIRS MEDICAL CENTER - GULF COAST		27	39	59%	66
OKEECHOBEE URGENT CARE		17	49	74%	66
PREMISE HEALTH MIA		27	39	59%	66
BROOKDALE CENTRE POINTE	1	64			65
SOUTHSIDE HOSPITAL NORTHWELL HEALTH LABORATORY		56	9	14%	65
SUMMER VISTA ASSISTED LIVING		38	27	42%	65
TGH URGENT CARE - WESLEY CHAPEL			65	100%	65
HORIZON ALF		64	1	2%	65
WADSWORTH HEALTH CENTER		62	3	5%	65
EAST CENTRAL FLORIDA OUTPATIENT IMAGING		44	21	32%	65
ADVANCE URGENT CARE CENTER, LLC		20	45	69%	65
REOPEN DIAGNOSTICS			65	100%	65
NXGEN MDX		20	45	69%	65
OUT OF STATE		40	25	38%	65
CORAL GABLES HOSPITAL			65	100%	65
HERNANDO COUNTY FIRE RESCUE DISTRICT		31	34	52%	65
BAYOU GARDENS DUNEDIN LLC		64			64
TRINITY AL SENIOR HOUSING LLC		45	19	30%	64
MICHIGAN DEPARTMENT OF HEALTH AND HUMAN SERVICES	1		63	98%	64
DEPT OF VA MED CENTE-WEST PALM BEACH			64	100%	64
VIERA HEALTH AND REHABILITATION CENTER		62	2	3%	64
ST CLOUD PHYSICIAN MANAGEMENT LLC DBA ST CLOUD		30	34	53%	64
BURRY'S PHARMACY INC		39	25	39%	64
BLUE SPRINGS SURGERY CENTER		64			64
GREENLEAF ALF		63	1	2%	64
SILVER LAKE PEDIATRICS PA		57	7	11%	64
LPG CONVENIENT CARE AT PINE ISLAND ROAD		58	6	9%	64
JOSEPH L MORSE GERIATRIC CENTER	2	59	3	5%	64
MEDLOGIC LABORATORIES		3	61	95%	64
CARE CENTERS OF NASSAU LLC MINER ROAD SOUTH		64			64
MARQUIS LABS, LLC		61	2	3%	63
DAVID POSNACK JEWISH DAY SCHOOL		63			63

# COVID-19: testing by laboratory

Data through May 16, 2021 verified as of May 17, 2021 at 09:25 AM

Data in this report are provisional and subject to change.

The numbers in the table below represent the number of Florida and non-Florida residents for whom test results were received by the Department of Health. A person can be tested by more than one laboratory and can have both positive and negative results. **Therefore, the sum of the numbers in each column will be larger than the total number of people tested.**

Reporting lab	Inconclusive	Negative	Positive	Percent positive	Total
ADVENT HEALTH - MOUNT DORA		10	53	84%	63
CINNAMON COVE ALF		62	1	2%	63
BEEHIVE HOMES OF GULF BREEZE		47	16	25%	63
ENCOMPASS HEALTH REHABILITATION HOSPITAL OF OCALA		62	1	2%	63
FLORIDA HOSPITAL PHYSICIAN GROUP		39	24	38%	63
MEDI CLINIC SARASOTA INC		62	1	2%	63
BIG BEND CARES, INC		55	8	13%	63
CHILDREN'S HOSPITAL OF ALABAMA		61	1	2%	62
MAUREEN OROURKE-FUTEY			62	100%	62
LAKELAND REGIONAL HEALTH		38	24	39%	62
Grace Rehabilitation of Vero Beach		61	1	2%	62
CDR MAGUIRE INC	1	7	54	87%	62
MENTAL HEALTH CARE INC		53	9	15%	62
OVERLOOK HOSPITAL LABORATORY		57	5	8%	62
TBI RESIDENTIAL SERVICES, INC.		51	11	18%	62
EMERALD COAST HOSPICE		61	1	2%	62
EVAN R SHAPIRO MD PA		62			62
ADVENTHEALTH MEDICAL GROUP FAMILY MEDICINE		57	5	8%	62
S-H THIRTY FIVE OPCO - ORANGE CITY, LLC		52	10	16%	62
PALM BAY PEDIATRICS		40	21	34%	61
LONG ISLAND JEWISH MED CTR		55	6	10%	61
INTERNAL MEDICINE SPECIALIST		55	6	10%	61
RITECARE MED CTR H			61	100%	61
WASHINGTON REHABILITATION AND NURSING CENTER		51	10	16%	61
MULBERRY'S MOBILE PROVIDER SERVICES LLC		44	17	28%	61
ALL AMERICAN URGENT CARE			61	100%	61
VALENCIA HOUSE ALF		59	2	3%	61
WELLSTAR KENNESTONE HOSPITAL		56	5	8%	61
WALGREENS_PEMBROKE PINES		53	8	13%	61
MEASE CONTINUING CARE		59	2	3%	61
TUKA PEDIATRICS		8	52	87%	60
INTERNAL LAB		50	10	17%	60
81ST MEDICAL GROUP		28	32	53%	60
SONATA BOCA RATON		54	6	10%	60
IMMEDIATE CARE PA		56	4	7%	60
WILLOWS AT WILDWOOD, THE		54	6	10%	60
WAVE CREST HEALTH AND REHABILITATION CENTER		57	3	5%	60
LAKE INTERNAL MEDICINE ASSOCIATES PA		53	7	12%	60
SPRING MANOR ASSISTED LIVING		60			60
GRAND AVENUE RX			60	100%	60
CITYMD OF MANAHAWKIN		57	3	5%	60
BARNES HEALTHCARE OF FLORIDA LLC		56	4	7%	60
THE PRESERVE AT CLEARWATER		58	2	3%	60
TWIN CREEKS ASSISTED LIVING & MEMORY CARE		57	3	5%	60
BOCA BIOLISTICS LLC		46	14	23%	60
PATIENTS CHOICE LAB OF IND, LLC		52	8	13%	60
LPG PRIMARY CARE AT COLONIAL CENTER DRIVE		51	9	15%	60

# COVID-19: testing by laboratory

Data through May 16, 2021 verified as of May 17, 2021 at 09:25 AM

Data in this report are provisional and subject to change.

The numbers in the table below represent the number of Florida and non-Florida residents for whom test results were received by the Department of Health. A person can be tested by more than one laboratory and can have both positive and negative results. **Therefore, the sum of the numbers in each column will be larger than the total number of people tested.**

Reporting lab	Inconclusive	Negative	Positive	Percent positive	Total
LINCOLN DIAGNOSTIC LAB		57	2	3%	59
ENCOMPASS HEALTH REHABILITATION		56	3	5%	59
NORTH CAROLINA DEPARTMENT OF HEALTH & HUMAN SERVICES	1		58	98%	59
BIOTECH		52	7	12%	59
FLORIDA MEDICAL CLINIC IM MLK		35	24	41%	59
BUECHELE DENTAL PA DBA CLERMONT FAMILY DENTISTRY		49	10	17%	59
HOLY NAME HOSPITAL LABORATORY		57	2	3%	59
SMH PHYSICIAN SERVICES INC		58	1	2%	59
STEINHATCHEE FAMILY MEDICAL CENTER	1	50	8	14%	59
FERN PARK DEVELOPMENTAL CENTER		5	54	92%	59
CARDIOLOGY AND MEDICINE ASSOCIATES		43	16	27%	59
ALEXANDER NININGER STATE VETERANS		59			59
VENICE URGENT CARE - GULF COAST		6	53	90%	59
LIGHTHOUSE PEDIATRICS OF NAPLES		53	6	10%	59
KEY WEST MEDICAL CENTER	1	51	7	12%	59
UHEALTH AT FISHER ISLAND			59	100%	59
ADVENTHEALTH MEDICAL GROUP PULMONOLOGY		52	7	12%	59
MILLENIUM PHYSICIANS GROUP		1	58	98%	59
UNITED MEDICAL LABS INC		58	1	2%	59
SARATOGA HOSPITAL LABORATORY		53	6	10%	59
VPA PC LAB		48	10	17%	58
HEALTHPARK MEDICAL CTR NURSING SVC		58			58
COOPER FAMILY MEDICAL, PLLC		48	10	17%	58
KINDRED HOSPITAL CENTRAL TAMPA BLOOD GAS	1	52	5	9%	58
CAPE REGIONAL MEDICAL CENTER		55	3	5%	58
SOUTH FLORIDA BAPTIST HOSPITAL			58	100%	58
FINLAY CLINICAL LABORATORY		20	38	66%	58
ADVENT HEALTH EXPRESS CARE		7	51	88%	58
MINUTECLINIC DIAGNOSTIC OF LOUISIANA, Margate Health and Rehabilitation Center		55	3	5%	58
CENTRA CARE - LAKE NONA		7	51	88%	58
ST LUCIE COUNTY JAIL		43	15	26%	58
TRADITIONAL HOME HEALTH OF PALM BEACH INC		55	2	4%	57
MALCOM RANDALL DEPT OF VAMC			57	100%	57
PREMIER COMMUNITY HEALTHCARE GROUP INC		51	6	11%	57
THE CANOPY AT BERRYHILL		57			57
JFK MEDICAL CENTER NORTH LAB		1	56	98%	57
IMA MEDICAL CENTER		38	19	33%	57
ASCENSION SACRED HEART BAY LABORATORY		54	3	5%	57
ALZHEIMERS CARE CENTER OF VIERA LTD		37	20	35%	57
LEE MEMORIAL HEALTH SYSTEM		51	6	11%	57
KAPG FLEMING ISLAND SENIOR HOUSING OPCO LLC	1	56			57
GENESIS DERMATOLOGY		53	4	7%	57
LONG ISLAND UNIVERSITY - POST CAMPUS		52	5	9%	57
THE CLUB AT BOYNTON BEACH, LLC		55	2	4%	57
ADVENTHEALTH MEDICAL GROUP FAMILY & INTERNAL		27	30	53%	57
MED & CO INVESTMENT LLC		53	4	7%	57

# COVID-19: testing by laboratory

Data through May 16, 2021 verified as of May 17, 2021 at 09:25 AM

Data in this report are provisional and subject to change.

The numbers in the table below represent the number of Florida and non-Florida residents for whom test results were received by the Department of Health. A person can be tested by more than one laboratory and can have both positive and negative results. **Therefore, the sum of the numbers in each column will be larger than the total number of people tested.**

Reporting lab	Inconclusive	Negative	Positive	Percent positive	Total
CONCENTRA URGENT CARE		53	4	7%	57
PENNSYLVANIA DEPARTMENT OF HEALTH BUREAU OF LABORATORIES			57	100%	57
WELLMED AT NEW TAMPA		43	14	25%	57
GENTIVA HEALTH SERVICES CERTIFIED INC		53	4	7%	57
ATRIA PARK OF LAKE FOREST (WG HERITAGE LF LLC)		54	2	4%	56
THE MEDICAL GROUP OF SOUTH FLORIDA INC		50	6	11%	56
PATHOLOGY CONSULTANTS OF NEW MEXICO		56			56
OPTUMCARE SOUTH FLORIDA, LLC		47	9	16%	56
MINUTE CLINIC DIAGNOSTIC OF VIRGINIA, LLC		54	2	4%	56
WEST ISLIP URGENT CARE		51	5	9%	56
NEW YORK PRESBYTERIAN - QUEENS DIAGNOSTIC		52	4	7%	56
HIALEAH HOSPITAL RESPIRATORY DEPT			56	100%	56
MINUTECLINIC DIAGNOSTIC OF NORTH CAROLINA		54	2	4%	56
TIFFANY HALL NURSING AND REHAB		44	12	21%	56
EMORY CLINIC, THE		52	4	7%	56
RESIDENTIAL PLAZA AT BLUE LAGOON INC		52	4	7%	56
EAGLES WATCH CLUSTER		47	9	16%	56
SONATA HUNTERS CREEK		47	8	15%	55
PROFESSIONAL PEDIATRICS		53	2	4%	55
MARIANNA HEALTH AND REHABILITATION CENTER		54	1	2%	55
ENCOMPASS HEALTH REHABILITATION HOSPITAL OF MIAMI		54	1	2%	55
HIGHLANDS COUNTY FIRE RESCUE		55			55
PREMIER MEDICAL ASSOCIATES ALL FLORIDA LLC		54	1	2%	55
Jupiter Medical Center Pavilion		54	1	2%	55
AMELIA ASSISTED LIVING FACILITY		55			55
SUNSHINE PEDIATRICS OF CENTRAL FLORIDA PL		52	3	5%	55
KENDALL REGIONAL MEDICAL CENTER LAB	3		52	95%	55
NITE LITE PEDIATRICS - PORT ST. LUCIE		46	9	16%	55
NORTHSIDE HOSPITAL EMERGENCY DEPT		51	4	7%	55
CARE 4 U MANAGEMENT, INC			55	100%	55
ENCOMPASS HEALTH REHABILITATION HOSPITAL OF PANAMA CITY		49	5	9%	54
UNITED LABORATORY SERVICES CORPORATION		38	16	30%	54
OCCUPATIONAL HEALTH CENTERS OF THE SOUTHWEST PA		48	6	11%	54
CHIPOLA QUICK CARE		47	7	13%	54
ORCHID COVE AT DAYTONA		45	9	17%	54
ROYAL PALM SENIOR RESIDENCE		54			54
FUTURE PEDIATRICS		51	3	6%	54
BASSETTI MEDICAL RESEARCH INC		35	19	35%	54
CDR MAGUIRE - MIAMI BEACH CC MISSION 17388		2	52	96%	54
JUNIPER VILLAGE AT NAPLES		53	1	2%	54
SARASOTA CO. HEALTH DEPT # 58		40	14	26%	54
ROCHESTER GENERAL HOSPITAL LABORATORY		50	4	7%	54
FAMILY EXTENDED CARE OF PUNTA GORDA		54			54
CERTUS MTD OPCP LLC		52	2	4%	54
APOLLOMDX LABS		32	22	41%	54
ST. CLOUD MEDICAL GROUP		54			54
BAY STREET PHARMACY		49	5	9%	54

# COVID-19: testing by laboratory

Data through May 16, 2021 verified as of May 17, 2021 at 09:25 AM

Data in this report are provisional and subject to change.

The numbers in the table below represent the number of Florida and non-Florida residents for whom test results were received by the Department of Health. A person can be tested by more than one laboratory and can have both positive and negative results. **Therefore, the sum of the numbers in each column will be larger than the total number of people tested.**

Reporting lab	Inconclusive	Negative	Positive	Percent positive	Total
CAMBRIDGE SECURITY SERVICES		51	3	6%	54
MIAMI CLINICAL RESEARCH CORP		12	42	78%	54
LITTLE NECK URGENT CARE		52	2	4%	54
CLERMONT HEALTH AND REHAB		40	14	26%	54
Citymd Of Toms River		46	7	13%	53
MISSION OAKS ASSISTED LIVING		51	2	4%	53
ALLIANCE COMMUNITY FOR RETIREMENT LIVING		53			53
Osprey Point Nursing Center		51	2	4%	53
QUOTIENT SCIENCES LABS LLC			53	100%	53
QHC UPSTATE MEDICAL PC		43	10	19%	53
BITTINGS APOTHECARY INC		47	6	11%	53
UNIVERSITY OF WEST FLORIDA, THE		52	1	2%	53
ST ANTHONYS PRIMARY CARE LLC/JACKSON STREET			53	100%	53
THE PALMS PHARMACY, INC		50	3	6%	53
HOME CARE PHARMACY		53			53
PANCARE HEALTH - BAY COUNTY - YOUNGSTOWN		48	5	9%	53
SOMERSET			53	100%	53
ADVENT HEALTH		49	3	6%	52
GRAND VILLA OF ST. PETERSBURG		50	2	4%	52
SNH BRFL TENANT LLC	2	50			52
PHILLIPPE RIDGE		40	12	23%	52
FELICIDAD MEDICAL CENTER		5	47	90%	52
ADVENT HEALTH - LAKE WALES		40	12	23%	52
LMH SKILLED NURSING UNIT		52			52
TNC WALK IN CLINIC		40	12	23%	52
NIGHT LITE PEDIATRICS CENTER LLC		10	42	81%	52
PINES NURSING HOME		50	2	4%	52
CVS MINUTE CLINIC DIAGNOSTIC OF NORTH CAROL		45	7	13%	52
CITY OF CAPE CORAL		38	13	25%	51
ROADS PEDIATRICS,LLC		48	3	6%	51
SOUTHEAST ALABAMA MEDICAL CENTER			51	100%	51
GULFVIEW MEDICAL INSTITUTE		51			51
INN AT THE FOUNTAINS, THE		34	17	33%	51
LPG PEDIATRICS AT PAGE FIELD		50	1	2%	51
AVANTE ST CLOUD		48	3	6%	51
ACCESS 365 URGENT CARE		24	27	53%	51
WALGREENS #10373		49	2	4%	51
SOUTH CAROLINA DEPT OF HEALTH AND ENVIRONMENT CONTROL		11	40	78%	51
PATRICK MANOR INCORPORATED		51			51
FLAGLER HOSPITAL INC	2		49	96%	51
BENTON HOUSE OF PORT ORANGE		44	7	14%	51
GULFSIDE HOSPICE INC		48	3	6%	51
PORT ST. LUCIE - ZAXBY'S		50			50
EMORY UNIVERSITY HOSPITAL		41	9	18%	50
CARE ATC - ANDES			50	100%	50
GRAND VILLA OF NEW PORT RICHEY		43	7	14%	50
MADISON COUNTY MEMORIAL HOSPITAL LABORATORY		15	35	70%	50

# COVID-19: testing by laboratory

Data through May 16, 2021 verified as of May 17, 2021 at 09:25 AM

Data in this report are provisional and subject to change.

The numbers in the table below represent the number of Florida and non-Florida residents for whom test results were received by the Department of Health. A person can be tested by more than one laboratory and can have both positive and negative results. **Therefore, the sum of the numbers in each column will be larger than the total number of people tested.**

Reporting lab	Inconclusive	Negative	Positive	Percent positive	Total
HILA BECKERMAN MD LLC	1	45	4	8%	50
SUNSHINE ASSISTED LIVING		50			50
ARCPPOINT LABS OF WEST PALM BEACH		9	41	82%	50
GRAMERCY PARK URGENT CARE		48	2	4%	50
BETHUNE-COOKMAN UNIVERSITY		32	18	36%	50
RAINBOW PEDIATRICS PC LLC / BREAKFAST POINT		39	11	22%	50
NAPLES PEDIATRICS INC□		43	7	14%	50
COURTYARD GARDENS OF BOYNTON BEACH, LLC		47	3	6%	50
POPLAR HEALTHCARE PLLC	1	11	38	76%	50
GRAND VILLA OF ENGLEWOOD		45	5	10%	50
EP MEDICAL EQUIPMENT PHARMACY		43	7	14%	50
PRACTICE MANAGEMENT OF AMERICA, INC.		7	43	86%	50
HEALTH FIRST - CAPE CANAVERAL HOSPITAL		1	49	98%	50
WEISS PEDIATRIC CARE LLC		35	14	29%	49
Guardian Care Nursing and Rehabilitation Center		49			49
THE TERRACE OF JACKSONVILLE		3	46	94%	49
ADVENTIST HEALTH SYSTEM FLORIDA		34	15	31%	49
MINUTECLINIC, LLC, DBA MINUTECLINIC #5		44	5	10%	49
S-H THIRTY FIVE OPCO - LUTZ, LLC		48	1	2%	49
FHMG_CTR FOR SENIOR HEALTH		44	5	10%	49
SOLARIS SENIOR LIVING NORTH NAPLES		48	1	2%	49
NORTHBROOK CENTER FOR□		47	2	4%	49
DOH		23	26	53%	49
GRAND VILLA OF PINELLAS PARK		47	2	4%	49
CARE CENTERS OF NASSAU LLC MINER ROAD NORTH		49			49
USF		1	48	98%	49
UNIVERSITY BEHAVIORAL CENTER		49			49
JACK BANDEL MD PA		48	1	2%	49
ALWAYS BEST CARE SENIOR SERVICES		44	5	10%	49
ALLEGRO		47	2	4%	49
EC OPCO TIMBERLIN PARC LLC		49			49
THORNBURG PEDIATRICS		45	4	8%	49
MORTON PLANT			49	100%	49
PORT SAINT JOHN FAMILY PRACTICE		31	18	37%	49
SOFT CELL LABORATORIES		45	4	8%	49
JACKSONVILLE PEDIATRICS		30	19	39%	49
UNIPATH		25	24	49%	49
LEE COMMUNITY HEALTHCARE INC CAPE CORAL		45	3	6%	48
HERNANDO ENDOSCOPY AND SURGERY CENTER		37	11	23%	48
PREMIER MEDICAL ASSOCIATES		46	2	4%	48
COURTYARD GARDENS OF JUPITER		48			48
CRESTVIEW IMMEDIATE CARE LL		24	24	50%	48
LPG PRIMARY CARE AT CAPE CORAL PARKWAY		41	7	15%	48
GRAND OAKS OF PALM CITY LLC□	1	41	6	13%	48
SEWANEE MOLECULAR DIAGNOSTICS LABORATO		48			48
INTERCOASTAL MEDICAL GROUP		2	46	96%	48
LAKE COUNTY SCHOOLS EMPLOYEE HEALTH CENTER		35	13	27%	48



# COVID-19: testing by laboratory

Data through May 16, 2021 verified as of May 17, 2021 at 09:25 AM

Data in this report are provisional and subject to change.

The numbers in the table below represent the number of Florida and non-Florida residents for whom test results were received by the Department of Health. A person can be tested by more than one laboratory and can have both positive and negative results. **Therefore, the sum of the numbers in each column will be larger than the total number of people tested.**

Reporting lab	Inconclusive	Negative	Positive	Percent positive	Total
ST JUDE LABORATORIES		43	5	10%	48
TAMPA URGENT CARE			48	100%	48
URGENT CARE & WELLNESS CENTER		15	33	69%	48
SOMA MEDICAL CENTER PA #3		10	38	79%	48
ORLANDO HEALTH PRIMARY CARE PEDIATRICS		44	4	8%	48
CAREMED INTERNAL MEDICINE		30	18	38%	48
CAREHERE LAKE SCHOOLS EMPLOYEE HEALTH CENTER		33	15	31%	48
ISLAND URGENT CARE PLLC		44	4	8%	48
BAY CENTER HURRICANE SHELTER		48			48
ALLIANCE OF PHYSICIANS AGAINST COVID-19		1	47	98%	48
BAPTIST URGENT CARE		44	4	8%	48
LYSTER ACH FT RUCKER AL		45	3	6%	48
POINTE AT NEW PORT PLACE,THE		47			47
MOBILE DOC FL, LLC		29	18	38%	47
AU MEDICAL CENTER, INC	1	41	5	11%	47
FAMILY EXTENDED CARE OF WINTER HAVEN		45	2	4%	47
INTERLAB		1	46	98%	47
SAN CARLOS PHARMACY		39	8	17%	47
ACTIVE SENIOR LIVING		45	2	4%	47
SARNO FAMILY PRACTICE		31	16	34%	47
HAWTHORNE INN OF LAKELAND		47			47
COMPLETE HOME CARE OF THE PALM BEACHES LLC		43	4	9%	47
UNION MEDICAL CARE		47			47
MINUTECLINIC DIAGNOSTIC OF LOUISIANA		44	3	6%	47
NORTH FLORIDA / SOUTH GEORGIA VETERANS HEALTH SYSTEM		1	46	98%	47
NAVARRE GARDENS		41	6	13%	47
WINTER GARDEN REHAB AND NURSING CENTER		43	4	9%	47
HOUSE CALLS PROFESSIONAL LLC		42	4	9%	46
UNION MEDICAL CARE PLLC		45	1	2%	46
Grand Villa of Deerfield Beach		42	4	9%	46
PREMIER PLACE HEALTHCARE AT THE GLENVIEW		46			46
KAPG ST AUGUSTINE SENIOR HOUSING OPCO LLC		37	9	20%	46
LUTHERAN HAVEN EXTENDED CONGREGATE CAR		46			46
FLORIDA DEPARTMENT OF HEALTH CLAY COUNTY		32	14	30%	46
TRIPLE O MEDICAL SERVICES INC		42	4	9%	46
WALGREENS 3145		43	3	7%	46
WG EVERGREEN WOODS SH LLC		46			46
LABORATORY MEDICINE CONSULTANTS-LMC PA		42	4	9%	46
ADULT MEDICINE OF LAKE COUNTY INC			46	100%	46
COLLIER BLVD HMA PHYSICIAN MANAGEMENT LLC		46			46
TRICORE REF LABS - UNIV OF NM		46			46
MID-FLORIDA PATHOLOGY, LLC		35	11	24%	46
H LEE MOFFITT CANCER CENTER MICRO		46			46
HARTFORD HEALTH SERVICES LLC		46			46
EAST MANATEE FAMILY	1	1	44	96%	46
NEWPATH DIAGNOSTICS		38	8	17%	46
ADVENT HEALTH MEDICAL GROUP OB GYN AT		40	6	13%	46

# COVID-19: testing by laboratory

Data through May 16, 2021 verified as of May 17, 2021 at 09:25 AM

Data in this report are provisional and subject to change.

The numbers in the table below represent the number of Florida and non-Florida residents for whom test results were received by the Department of Health. A person can be tested by more than one laboratory and can have both positive and negative results. **Therefore, the sum of the numbers in each column will be larger than the total number of people tested.**

Reporting lab	Inconclusive	Negative	Positive	Percent positive	Total
SOUTHEAST GEORGIA HEALTH SYSTEM, INC		40	5	11%	45
HUNT CLUB MEDICAL		15	30	67%	45
LARA HEALTH AND WELLNESS CENTER LLC		45			45
BIOFIRE		11	34	76%	45
NEOGENOMICS LABORATORIES INC		45			45
MEDEMERGE		43	2	4%	45
BRP SH OPCO LLC		45			45
CARILLON SPORTS AND FAMILY MEDICINE		34	11	24%	45
BD MEDICAL SYSTEMS		43	2	4%	45
REDI-MED WALK-IN FAMILY CARE			45	100%	45
BENTON HOUSE OF ST. JOHNS		43	2	4%	45
NEXT MOLECULAR ANALYTICS		14	31	69%	45
PLAINVIEW URGENT CARE		42	3	7%	45
PASSPORT HEALTH ORLANDO		45			45
UNIVERSITY HOSPITAL		38	7	16%	45
AVALON PARK RETIREMENT RESIDENCE		43	2	4%	45
COLLIER URGENT CARE CENTERS		44	1	2%	45
SOUTHPORT SQUARE HARBOUR HEALTH		45			45
RIVERHEAD URGENT CARE		44	1	2%	45
VOLUSIA COUNTY BRANCH JAIL		1	44	98%	45
IMA MEDICAL GROUP POINCIANA		18	27	60%	45
STUART URGENT CARE			45	100%	45
KISSIMMEE VA OUTPATIENT CLINIC		41	3	7%	44
PEDIATRICS OF CENTRAL FLORIDA - SAINT CLOUD	2	40	2	5%	44
MARQUESA MEDICAL		40	4	9%	44
NORTHWELL HEALTH PLAINVIEW HOSPITAL LABORATORY		35	9	20%	44
FLORIDA HOSPITAL		28	16	36%	44
WELLMED AT PLANT CITY		24	20	45%	44
PRINCETON VILLAGE		40	4	9%	44
RADIOLOGY ASSOCIATES OF VENICE AND ENGLEWOOD		42	2	5%	44
BRONX LEBANON HOSPITAL-MEDICAL CENTER		40	4	9%	44
LPG CONVENIENT CARE AT METRO		40	4	9%	44
LOURDES HOSPITAL INC		42	2	5%	44
PALM POINT BEHAVIORAL HEALTH		44			44
KINDRED HOSPITAL OCALA		40	4	9%	44
ASHTON PLACE	3	37	4	9%	44
INNOVATIVE GX LABORATORIES		37	7	16%	44
A AND R RESEARCH GROUP LLC		39	5	11%	44
Gulf Shore Care Center		39	5	11%	44
BENTON HOUSE OF CLERMONT		44			44
MAKO MEDICAL		21	23	52%	44
WALK IN MEDICAL URGENT CARE		44			44
THE MERIDIAN AT BOCA RATON	1	43			44
ORLANDO ORTHOPAEDIC CENTER		39	4	9%	43
LAKE MARY KIDS CENTRA CARE		33	10	23%	43
COMMUNITY MEDICAL CARE CENTER INC			43	100%	43
A & R RESEARCH GROUP		35	8	19%	43

# COVID-19: testing by laboratory

Data through May 16, 2021 verified as of May 17, 2021 at 09:25 AM

Data in this report are provisional and subject to change.

The numbers in the table below represent the number of Florida and non-Florida residents for whom test results were received by the Department of Health. A person can be tested by more than one laboratory and can have both positive and negative results. **Therefore, the sum of the numbers in each column will be larger than the total number of people tested.**

Reporting lab	Inconclusive	Negative	Positive	Percent positive	Total
BAYCARE MEDICAL GROUP INC		3	40	93%	43
LEE PHYSICIAN GROUP		37	6	14%	43
D W MCMILLAN MEMORIAL HOSPITAL		32	11	26%	43
EASTERN SHORE URGENT CARE		32	11	26%	43
BRANCH MEDICAL CLINIC			43	100%	43
WHITE-WILSON MEDICAL CENTER		32	11	26%	43
UNIVERSITY MEDICAL CTR OF PRINCETON AT		41	2	5%	43
DUVAL PHARMACY		32	11	26%	43
ORLANDO ORTHOPAEDIC OUTPATIENT SURGERY CENTER		37	6	14%	43
PINELLAS INTERNAL MEDICINE ASSOCIATES	1	39	3	7%	43
University Hills health and Rehabilitation		33	10	23%	43
WOLFF CTR FOR CHILD & ADOLESCENT HEALTH PLLC,THE		26	17	40%	43
FIRST CHOICE URGENT CARE		12	31	72%	43
CITY OF NAPLES FIRE RESCUE		37	5	12%	42
LONGLEAF DIAGNOSTIC LABORATORIES		13	29	69%	42
MAIMONIDES-SHALOM ACADEMY, INC		41	1	2%	42
CLINICAL LABORATORY		42			42
STETSON UNIVERSITY STUDENT HEALTH CENTER		3	39	93%	42
CITRUS COUNTY HEALTH DEPARTMENT		36	6	14%	42
BELVEDERE COMMONS OF SUN CITY CENTER		42			42
CITRUS CARE CLINIC			42	100%	42
LPG PRIMARY CARE AT MATTHEW DRIVE		35	7	17%	42
LPG PRIMARY CARE AT BONITA BAY LIFESTYLE CENTER		37	5	12%	42
ATRIA WILLOW WOOD		40	2	5%	42
GRAND LIVING AT LAKEWOOD RANCH		41	1	2%	42
STATCARE URGENT AND WALK-IN MEDICAL CA		39	3	7%	42
FAMILY AND INTERNAL MEDICINE AT AVALON PARK		38	4	10%	42
Atlantic Shore Nursing and Rehab		42			42
ANDALUSIA HEALTH		25	17	40%	42
STAT ONE URGENT CARE CENTER		2	40	95%	42
REVA INC		38	4	10%	42
ENCORE AT BOCA RATON, THE			42	100%	42
Grand Villa of Dunedin		36	6	14%	42
TGH URGENT CARE - WESTCHASE			42	100%	42
ADVENTHEALTH MEDICAL GROUP FAMILY MEDICINE AT RDV		42			42
FAMILY CARE PARTNERS URGENT CARE LLC		33	9	21%	42
KIVA AT CANTERBURY		25	17	40%	42
PACIFICA SENIOR LIVING OCALA		37	5	12%	42
MINUTE CLINIC LLC #2216		38	3	7%	41
HARMONY HEALTH OPCO, LLC		17	24	59%	41
FLORIDA HOSPITAL NEW SMYRNA		4	37	90%	41
ADVENT HEALTH CENTRA CARE - LAKELAND		30	11	27%	41
UNDERGROUND FREE CLINIC		40	1	2%	41
CROSSROADS URGENT CARE		26	15	37%	41
VETERANS AFFAIRS MEDICAL CENTER - NEW YORK HARBOR		39	2	5%	41
BULLS HEAD URGENT CARE		39	2	5%	41
PRIDE DIAGNOSTICS		24	17	41%	41

# COVID-19: testing by laboratory

Data through May 16, 2021 verified as of May 17, 2021 at 09:25 AM

Data in this report are provisional and subject to change.

The numbers in the table below represent the number of Florida and non-Florida residents for whom test results were received by the Department of Health. A person can be tested by more than one laboratory and can have both positive and negative results. **Therefore, the sum of the numbers in each column will be larger than the total number of people tested.**

Reporting lab	Inconclusive	Negative	Positive	Percent positive	Total
GEORGIA HEART CENTER (MSC 53), NAVICEN		39	2	5%	41
GUIDEWELL EMERGENCY MEDICINE DOCTORS LLC #33		28	13	32%	41
CAPITAL REGIONAL MEDICAL CENTER		2	39	95%	41
PURE PHARMACY		39	2	5%	41
CENTERPLACE HEALTH		17	24	59%	41
SOUTHCAM LABORATORY		7	34	83%	41
UNIVERSITY OF ALABAMA		38	3	7%	41
ARTHREX MEDICAL CENTER EAST		25	16	39%	41
BOND CLINIC, PA		11	30	73%	41
DCH REGIONAL MEDICAL CENTER LABORATORY		39	2	5%	41
NIGHT LITE PEDIATRIC CENTER		10	31	76%	41
HALIFAX HEALTH URGENT CARE		20	21	51%	41
MEDEX MEDICAL EXPRESS OF PALATKA LLC			41	100%	41
PEDIATRICS OF CENTRAL FLORIDA KISSI		33	8	20%	41
MINUTECLINIC DIAGNOSTIC OF MICHIGAN		38	3	7%	41
WASHINGTON COUNTY HEALTH DEPARTMENT		27	13	33%	40
CLINICAL PATHOLOGY LABORATORIES, INC		40			40
CIMA MEDICAL CENTER		39	1	3%	40
MEDPEDS ASSOCIATES OF SARASOTA PA		37	3	8%	40
GRAND VILLA OF DELRAY EAST		40			40
BAYSIDE LABORATORIES INC		40			40
PEDIATRICS IN BREVARD-COCOA BEACH		35	5	13%	40
MINUTE CLINIC DIAGNOSTIC OF VIRGINIA		33	7	18%	40
GENEXPERT			40	100%	40
THE LODGE AND REHABILITATION CENTER		24	16	40%	40
M&V SAN JOSE MEDICAL CENTER			40	100%	40
WG BAYPOINT VILLAGE SH LLC		38	1	3%	39
MINUTE CLINIC DIAGNOSTIC OF SC, LLC #75		37	2	5%	39
BAYSHORE PATHOLOGY CONSULTANTS PA		37	2	5%	39
MINUTE CLINIC DIAGNOSTIC OF NEW JERSEY		38	1	3%	39
GMR EVENT SERVICES LLC DBA CROWDRX		39			39
JUNIPER VILLAGE AT CAPE CORAL		34	5	13%	39
CORRECTIONAL MEDICAL GROUP		27	12	31%	39
GUYAN VALLEY WELLNESS CENTER		32	7	18%	39
METROPOLITAN CHARITIES INC		36	3	8%	39
ISLAMORADA VILLAGE OF ISLANDS FIRE RESCUE		36	3	8%	39
TAYLORVILLE FAMILY MEDICINE		32	7	18%	39
MARYLAND DEPARTMENT OF HEALTH			39	100%	39
CEDAR CREEK AT KINGS BAY INC		39			39
WARDE MEDICAL LABORATORY		30	9	23%	39
COVANCE CENTRAL LABORATORY		25	14	36%	39
WALGREENS COVID-19		27	12	31%	39
MINUTECLINIC DIAGNOSTIC OF RHODE ISLAND, LLC #1544		38	1	3%	39
WESTPAC LABS INC	1	27	11	28%	39
CARE HERE		14	25	64%	39
BROOKDALE BRANDON	1	38			39
CLINICAL RESEARCH SEQUENCING PLATFORM		8	31	79%	39

# COVID-19: testing by laboratory

Data through May 16, 2021 verified as of May 17, 2021 at 09:25 AM

Data in this report are provisional and subject to change.

The numbers in the table below represent the number of Florida and non-Florida residents for whom test results were received by the Department of Health. A person can be tested by more than one laboratory and can have both positive and negative results. **Therefore, the sum of the numbers in each column will be larger than the total number of people tested.**

Reporting lab	Inconclusive	Negative	Positive	Percent positive	Total
BAY COUNTY JAIL ANNEX		34	5	13%	39
STEWART MEDICAL GROUP, INC		21	18	46%	39
WEINBERG VILLAGE		38	1	3%	39
Life Care Center of Citrus County		37	1	3%	38
GRAND VILLA OF BOYNTON BEACH		37	1	3%	38
ST AUGUSTINE PEDIATRIC ASSOC		33	5	13%	38
FLORIDA ENDOSCOPY & SURGERY CTR LLC		38			38
CLEARWATER EMPLOYEE HEALTH CLINIC		19	19	50%	38
PECONIC BAY MEDICAL CENTER LABORATORY		29	9	24%	38
ROCKLAND URGENT CARE FAMILY HEALTH NP		36	2	5%	38
AUTUMN OF SARASOTA		12	26	68%	38
WOMEN'S CARE FLORIDA, LLC		38			38
MINUTE CLINIC, LLC DBA MINUTECLINIC #4505		35	3	8%	38
ATRIA SAN PABLO		36	2	5%	38
JUPITER MEDICAL CENTER PHYSICIANS GROUP, INC		34	4	11%	38
CONNECTICUT DEPARTMENT OF HEALTH		22	16	42%	38
INNOVATION CLINICAL TRIALS, INC			38	100%	38
CCRC @ SUNFLOWER LLC		35	3	8%	38
HOMWOOD RESIDENCE AT FREEDOM PLAZA		37	1	3%	38
CERON PEDIATRICS & INTEGRATIVE MEDICIN		38			38
ALPHA PHARMACY		35	3	8%	38
MOLECULAR DIAGNOSTICS		5	33	87%	38
DAYTONA BEACH OPC		34	4	11%	38
FLORIDA MEDICAL CL ODOM TPA		23	15	39%	38
CENTRAL FLORIDA HEALTH CARE INC WAUCHULA SITE 2		29	8	22%	37
MINUTECLINIC, LLC, DBA MINUTECLINIC #2544		35	2	5%	37
ST. MARYS MEDICAL CENTER		1	36	97%	37
PATHGROUP		9	28	76%	37
ASSISTED LIVING OF BROWARD		37			37
HR SARASOTA OPERATOR LLC		25	12	32%	37
ONE MILO		37			37
THE COLLIER AT NAPLES		36	1	3%	37
TRADITIONAL HOME CARE INC		35	2	5%	37
JAMAICA HOSPITAL MEDICAL CENTER		33	4	11%	37
PATHOGENIUS LABORATORIES		30	7	19%	37
HOLZER HEALTH CENTER		5	32	86%	37
STATCARE URGENT & WALK IN MEDICAL CARE		33	4	11%	37
COLLIER HMA PHYSICIAN MANAGEMENT LLC		27	10	27%	37
HOLLISMED LLC		35	2	5%	37
ALAN A SMITH MD LLC		34	3	8%	37
WALGREENS_COCONUT CREEK		30	7	19%	37
FAMILY EXTENDED CARE OF SEBRING INC		35	2	5%	37
ACCURATE DIAGNOSTIC LAB		35	2	5%	37
FORT CAROLINE GARDENS, INC		34	3	8%	37
PULSE & REMEDY LLC		22	15	41%	37
PONCE THERAPY CARE CENTER		34	3	8%	37
PALM BAY FAMILY PRACTICE		17	20	54%	37

# COVID-19: testing by laboratory

Data through May 16, 2021 verified as of May 17, 2021 at 09:25 AM

Data in this report are provisional and subject to change.

The numbers in the table below represent the number of Florida and non-Florida residents for whom test results were received by the Department of Health. A person can be tested by more than one laboratory and can have both positive and negative results. **Therefore, the sum of the numbers in each column will be larger than the total number of people tested.**

Reporting lab	Inconclusive	Negative	Positive	Percent positive	Total
EASYCARE WALK-IN CLINIC	1	14	22	59%	37
PHYSICIAN ASSOCIATES LLC		26	10	28%	36
COLORADO DEPARTMENT OF PUBLIC HEALTH AND ENVIRONMENT			36	100%	36
GRACE COMMUNITY PHARMACY		3	33	92%	36
PARKSIDE HEALTH AND REHABILITATION CENTER			36	100%	36
MAINSTREET FAMILY URGENT CARE		1	35	97%	36
BVL/LITTLE ANGEL PEDIATRICS		36			36
FLORIDA PEDIATRIC GROUP PA		28	8	22%	36
CVS NC7047POCT DURHAM		36			36
MINUTE CLINIC DIAGNOSTIC OF TEXAS, LLC		33	3	8%	36
Kensington Gardens		36			36
NORTH PINELLAS CHILDRENS MEDICAL CENTER			36	100%	36
MEDCOMP SCIENCES			36	100%	36
LONG BEACH URGENT CARE		36			36
ALABAMA CLINICS		20	16	44%	36
VIKOR SCIENTITIC		5	31	86%	36
WALGREENS #04569		33	3	8%	36
HARBORCHASE OF WELLINGTON CROSSING		34	2	6%	36
JACKSON HEALTH SYSTEM		2	34	94%	36
VILLA COURT LLC		36			36
PIEDMONT HOSPITAL CLINICAL LABORATORY		33	3	8%	36
SANITAS		4	32	89%	36
NCHD		22	14	39%	36
FLORIDA PRESBYTERIAN HOMES INC		34	2	6%	36
MARTHA'S HOUSE & ASSISTED LIVING FACILITY		36			36
MORTON PLANT HOSPITAL - ADLER INSTITUTE OF LAB MEDICINE		3	32	91%	35
SOUTHEASTERN OUTPATIENT SURGERY CENTER		32	3	9%	35
BAYCARE HEALTH SYSTEMS, LLC			35	100%	35
POARCH BANC CREEK INDIANS TRIBAL HEALTH DEPARTMENT			35	100%	35
BOCA TOXICOLOGY LLC		33	2	6%	35
LAKELAND NURSING AND REHABILITATION CENTER			35	100%	35
DIXIE COUNTY HEALTH DEPARTMENT		26	9	26%	35
CARLOS F FUSTER MD PA		33	2	6%	35
FAST PACE MEDICAL CLINIC		30	5	14%	35
IRL		4	31	89%	35
CHILDREN'S MEDICAL CENTER		1	34	97%	35
REDI-MED WALK IN FAMILY CLINIC			35	100%	35
GOOD SAMARITAN HOSPITAL LABORATORY		30	5	14%	35
P23 LABS		35			35
ISLAND LAKE CENTER		14	21	60%	35
NEUROINTERNATIONAL SARASOTA		32	3	9%	35
HUNTINGTON STATION URGENT CARE		34	1	3%	35
LABORATORY ALLIANCE OF CENTRAL NEW YORK		33	2	6%	35
FHMG-FLORIDA HOSPITAL MEDICAL GROUP		25	10	29%	35
MIDDLETOWN MEDICAL P C		25	10	29%	35
ROSWELL PAIN SPECIALISTS	1	33	1	3%	35
CANCER RESEARCH LAB, BOB JONES UNIVERSITY		30	5	14%	35

# COVID-19: testing by laboratory

Data through May 16, 2021 verified as of May 17, 2021 at 09:25 AM

Data in this report are provisional and subject to change.

The numbers in the table below represent the number of Florida and non-Florida residents for whom test results were received by the Department of Health. A person can be tested by more than one laboratory and can have both positive and negative results. **Therefore, the sum of the numbers in each column will be larger than the total number of people tested.**

Reporting lab	Inconclusive	Negative	Positive	Percent positive	Total
PHOSPHORUS DIAGNOSTICS		27	8	23%	35
BUREAU OF PUBLIC HEALTH	1	14	20	57%	35
STATEN ISLAND UNIVERSITY HOSPITAL-POUCH		34	1	3%	35
METRO KNOXVILLE HMA		25	10	29%	35
SOMA MEDICAL CENTER # 4		5	30	86%	35
WUESTHOFF MEMORIAL HOSPITAL			35	100%	35
TUSCAN GARDENS OF DELRAY BEACH MANAGEMENT COMPANY,		34	1	3%	35
ADVENT HEALTH - FISH MEMORIAL		2	33	94%	35
CVS NC3516POCT WINSTON SALEM		31	4	11%	35
GRAND VILLA OF MELBOURNE		32	2	6%	34
EMORY CRAWFORD LONG HOSPITAL LABORATOR		30	4	12%	34
AMMON ANALYTICAL LABORATORIES		30	4	12%	34
MEDHELP 280		31	3	9%	34
FLORIDA DEPARTMENT OF HEALTH IN MONROE COUNTY		27	7	21%	34
PARAMOUNT WALK-IN CLINIC		1	33	97%	34
AYERS NURSING AND REHABILITATION CENTER		34			34
SANFORD PEDIATRIC ASSOCIATES, PA		30	4	12%	34
SOUTHWEST LABS		34			34
LONG TERM CARE OF GULF BREEZE LLC		30	4	12%	34
CIGNA PBSO WEST PALM		3	31	91%	34
LEE COMMUNITY HEALTHCARE INC NORTH FORT MYERS		34			34
MINUTECLINIC LLC #4449		32	2	6%	34
HARBOUR ISLAND PEDIATRICS		24	10	29%	34
RASHDA ALBIBI M.D. P.A.		31	3	9%	34
MIGUEL E TREVINO MD PA		30	4	12%	34
CARDIOLOGY AND MEDICINE ASSOCIATES INC		33	1	3%	34
MINUTECLINIC DIAGNOSTIC OF ILLINOIS L		28	6	18%	34
PASSPORT HEALTH OF TAMPA BAY		29	5	15%	34
VENICE REGIONAL BAYFRONT HEALTH			34	100%	34
VA MEDICAL CENTER			34	100%	34
WILLAMETTE VALLEY TOXICOLOGY LLC		32	2	6%	34
THE SPRINGS OF PARC HILL		33	1	3%	34
AEGIS MEDICAL GROUP, LLC		30	3	9%	33
WESTWOOD NURSING AND REHABILITATION		28	5	15%	33
ENT AND ALLERGY ASSOCIATES OF FLORIDA LLC		32	1	3%	33
NIGHT LITE PEDIATRICS URGENT CARE CENTER			33	100%	33
OPIS COQUINA CENTER		32	1	3%	33
GREENRIDGE GROUP HOME	3	11	19	58%	33
NURSES HELPING HANDS INC ALF		33			33
COOPER HEALTHCARE		30	3	9%	33
ST VINCENTS AMBULATORY CARE INC DBA		30	3	9%	33
AMBRY GENETICS CORPORATION	23	10			33
West Gate Village, LLC		33			33
RESIDENCE AT BAY VUE		31	2	6%	33
SYNIVERSE WELLNESS CENTER		28	5	15%	33
AHSE ROP		32	1	3%	33
BOND CLINIC		3	30	91%	33

# COVID-19: testing by laboratory

Data through May 16, 2021 verified as of May 17, 2021 at 09:25 AM

Data in this report are provisional and subject to change.

The numbers in the table below represent the number of Florida and non-Florida residents for whom test results were received by the Department of Health. A person can be tested by more than one laboratory and can have both positive and negative results. **Therefore, the sum of the numbers in each column will be larger than the total number of people tested.**

Reporting lab	Inconclusive	Negative	Positive	Percent positive	Total
JOSEF SCHENKER MD PC DBA CENTERS URGENT		31	2	6%	33
ECC PEDIATRICS		32	1	3%	33
SANFORD MOBILE LAB PGA TOUR		32	1	3%	33
SELECT PHYSICIANS ALLIANCE PL		33			33
VETERAN AFFAIRS MEDICAL CENTER - JAMES J PETERS		30	3	9%	33
STEINHATCHEE DRUGS		27	6	18%	33
MINUTECLINIC DIAGNOSTIC OF PENNSYLVANI		31	2	6%	33
Consulate Health Care of Orange Park		27	6	18%	33
EVERLYWELL		19	14	42%	33
CORAL HOUSE ASSISTED LIVING COMMUNITY LLC		33			33
VETERANS HOME		1	32	97%	33
MARCO ISLAND MEDICAL CENTER		21	11	34%	32
BAPTIST PRIMARY BLACK CREEK SOUTH			32	100%	32
TREASURE ISLE LLC		32			32
IPSUM DIAGNOSTICS		3	29	91%	32
UNION CHD		29	3	9%	32
COLORADO DEPARTMENT OF HEALTH LABORATORY SERVICES DIVISION			32	100%	32
NTD EUROFINS ATLANTA		31	1	3%	32
ADVANCED URGENT CARE		12	20	63%	32
JOSEF SCHENKER MD PC		32			32
LAKE MARY - STIRLING CENTER SUITE 202			32	100%	32
ORLANDO FAMILY MEDICINE		15	17	53%	32
WESTMINSTER ST AUGUSTINE		32			32
BAPTIST PEDIATRICS		28	4	13%	32
INTERIM HEALTHCARE OF NORTHWEST FLORIDA INC		30	2	6%	32
A LILIKO'I PHARMACY LLC		29	3	9%	32
UTAH DEPARTMENT OF HEALTH			32	100%	32
MINUTECLINIC, LLC #4230		28	4	13%	32
PBSO WEST PALM FAMILY PRACTICE		1	31	97%	32
MADISON POINTE CARE CENTER		32			32
VIRTUA		28	4	13%	32
ALACHUA		20	12	38%	32
RAYMOND BASRI MD		30	2	6%	32
GRADY HEALTH SYSTEM		32			32
MINUTECLINIC DIAGNOSTIC OF TN PC #378		29	3	9%	32
Wiregrass Rehabilitation Center and Nursing Home		29	3	9%	32
MINUTECLINIC DIAGNOSTIC OF TN PC #6435		29	3	9%	32
PREMIER URGENT CARE CENTER LLC			31	100%	31
MINUTECLINIC DIAGNOSTIC OF TEXAS		27	4	13%	31
AMERICAN ESOTERIC LABORATORIES		15	16	52%	31
LabCorp L#09258130 M#09258125		12	19	61%	31
CVS NV3210POCT LAS VEGAS		28	3	10%	31
MINUTECLINIC DIAGNOSTIC OF RHODE ISLAND, LLC #212		31			31
PERDIDO URGENT CARE		1	30	97%	31
HOLIDAY MEDICAL ASSOCIATES		4	27	87%	31
SPRINGWOOD COURT		26	5	16%	31
HENDRY REGIONAL CORPORATE HEALTH			31	100%	31



# COVID-19: testing by laboratory

Data through May 16, 2021 verified as of May 17, 2021 at 09:25 AM

Data in this report are provisional and subject to change.

The numbers in the table below represent the number of Florida and non-Florida residents for whom test results were received by the Department of Health. A person can be tested by more than one laboratory and can have both positive and negative results. **Therefore, the sum of the numbers in each column will be larger than the total number of people tested.**

Reporting lab	Inconclusive	Negative	Positive	Percent positive	Total
ENGLEWOOD HOSPITAL AND MEDICAL CENTER		26	5	16%	31
CENTER ONE SURGERY CENTER		25	6	19%	31
MIDNIGHT MEDICINE			31	100%	31
COUNTY OF LOS ANGELES			31	100%	31
UR CARE FAMILY AND SPORTS MEDICINE			31	100%	31
JOSEPH SCHENKER MD PC DBA CENTERS URGENT		27	4	13%	31
CHIPOLA MEDICAL ASSOCIATES		11	20	65%	31
OAKMONTE VILLAGE		30	1	3%	31
MICHAEL J D'AMBROSE MD PA		29	2	6%	31
SUMMIT MEDICAL GROUP - 75 E NORTHFIELD		26	5	16%	31
HEALTH FIRST - VIERA HOSPITAL		1	30	97%	31
REGENCY PARK ASSISTED LIVING FACILITY		29	2	6%	31
COLLIER ANESTHESIA PAIN LLC		31			31
MINUTECLINIC DIAGNOSTIC OF NORTH CAROLINA PC		28	3	10%	31
KIDS CARE PEDIATRICS PA			31	100%	31
NORTHEAST GEORGIA MEDICAL CENTER		31			31
DISCOVERY COMMONS AT BRADENTON		31			31
P4CLINICAL	3	2	25	83%	30
CVA MINUTE CLINIC DIAGNOSTIC OF VIRGINIA, LLC		29	1	3%	30
BOCA BIOLISTIC REFERENCE LAB			30	100%	30
ADVENT HEALTH PRIMARY CARE PLUS, WINTER GARDEN		26	4	13%	30
ROSLYN URGENT CARE		29	1	3%	30
APOLLO SURGERY CENTER		27	3	10%	30
GERALD J KIVETT MD		27	3	10%	30
Okeechobee Health Care Facility		16	14	47%	30
MED LABS DIAGNOSTICS		11	19	63%	30
CLINICLOUD, LLC			30	100%	30
ST PETER'S BENDER LABORATORY		29	1	3%	30
VISTACARE PHARMACY I		25	5	17%	30
ADVENT HEALTH MEDICAL GROUP FAMILY AND INTERNAL MEDICINE AT AVALON PAR		27	3	10%	30
TALLAHASSEE DEVELOPMENTAL CENTER		28	2	7%	30
COMMUNITY HEALTH OF SOUTH FLORIDA			30	100%	30
WEST BROWARD CARE CENTER		24	6	20%	30
SUMMERGATE PHARMACY		28	2	7%	30
GRAND VILLA OF SARASOTA		29	1	3%	30
GASTROENTEROLOGY ASSOCIATES OF PENSACOLA PA		25	5	17%	30
MINUTECLINIC, LLC #08366		25	5	17%	30
OAK HARBOR ASSISTED LIVING FACILITY		27	3	10%	30
RELIANCE MEDICAL CENTER		21	9	30%	30
BOCA SIMON LAB		1	29	97%	30
THE TERRACE AT IVY ACRES ALF		11	19	63%	30
RAINBOW PEDIATRICS		1	29	97%	30
TOTTENVILLE CIRCLE URGENT CARE		30			30
SHORE MEMORIAL HOSPITAL		26	4	13%	30
AMEERAH LABS			30	100%	30
CHILDRENS MEDICAL CENTER			30	100%	30
CASS'S MOBILE HEALTH SERVICES		26	4	13%	30

# COVID-19: testing by laboratory

Data through May 16, 2021 verified as of May 17, 2021 at 09:25 AM

Data in this report are provisional and subject to change.

The numbers in the table below represent the number of Florida and non-Florida residents for whom test results were received by the Department of Health. A person can be tested by more than one laboratory and can have both positive and negative results. **Therefore, the sum of the numbers in each column will be larger than the total number of people tested.**

Reporting lab	Inconclusive	Negative	Positive	Percent positive	Total
ACCESS HEALTH CARE PHYSICIANS LLC		10	20	67%	30
HERITAGE WATERSIDE		27	3	10%	30
DAVID LAWRENCE CENTER		26	4	13%	30
WIREGRASS CLINIC LLC		24	6	20%	30
PANCARE HEALTH - BONIFAY K-8			30	100%	30
HOWARD BEACH URGENT CARE		28	2	7%	30
HOPE HEALTHCARE		29	1	3%	30
FIRST PHYSICIANS GROUP - LORRAINE CORNERS		30			30
FORT VALLEY STATE UNIVERSITY		29	1	3%	30
1 TOUCH TOTALCARE SOLUTIONS		27	3	10%	30
PINELLAS 1 HOME HEALTH CARE CORP		28	1	3%	29
ADVENT HEALTH MEDICAL GROUP- FAMILY MEDICINE AT DR. PHILIPS		24	5	17%	29
COMPREHENSIVE CHILDCARE		23	6	21%	29
BROOKDALE UNIVERSITY HOSPITAL		27	2	7%	29
CDC		17	12	41%	29
MEDEXPRESS URGENT CARE - BLOOMINGTON		24	5	17%	29
ENGLEWOOD HEALTH PHYSICIAN NETWORK		29			29
ADVANCED HEALTHCARE ASSOCIATES		25	4	14%	29
UNIVERSITY OF ILLINOIS VETERINARY DIAG	1	27	1	3%	29
DSI MANAGEMENT LLC		29			29
MEDI PARTNERS OF S FLORIDA LLC		29			29
TIFFANY LAKE CARE CENTERS INC		28	1	3%	29
ADVENTHEALTH MEDICAL GROUP PEDIATRIC & ADOLESCENT		28	1	3%	29
ROBERT H JENKINS JR VETERANS' DOMICILIARY HOME OF		26	3	10%	29
MAYO CLINIC JACKSONVILLE		4	25	86%	29
J AND J VISTAKON EMPLOYEE HEALTH CENTER		28	1	3%	29
OPTIMAL CARE PEDIATRICS		9	20	69%	29
RENAISSANCE SENIOR LIVING	1	28			29
CVS NC7588POCT ASHEVILLE		25	4	14%	29
CAPE CORAL HOSPITAL ABG LABORATORY		16	13	45%	29
FLORIDA MEDICAL CLINIC - NEW TAMPA		24	5	17%	29
PALMS, THE		29			29
SUNTREE INTERNAL MEDICINE		29			29
MINIMALLY INVASIVE VASCULAR INC		27	2	7%	29
DUVAL COUNTY HEALTH DEPARTMENT		29			29
UNIV OF ROCHESTER-STRONG MEMORIAL HOSP		28	1	3%	29
MINUTECLINIC DIAGNOSTIC OF TN, PC 374		24	5	17%	29
PALM GARDEN OF JACKSONVILLE		27	2	7%	29
NEMOURS CHILDRENS CLINIC		22	7	24%	29
PRO HEALTH HARMONY		29			29
WELLMED AT BRANDON REGIONAL		21	8	28%	29
BIG BEND HOSPICE INC		29			29
UCLA HEALTHCARE CLINICAL LABS		23	6	21%	29
STEWART MELBOURNE HOSPITAL			29	100%	29
BROOKWOOD BAPTIST MEDICAL CENTER		28	1	3%	29
ORANGE PEDIATRICS			28	100%	28
KEY PRIMARY CARE			28	100%	28

# COVID-19: testing by laboratory

Data through May 16, 2021 verified as of May 17, 2021 at 09:25 AM

Data in this report are provisional and subject to change.

The numbers in the table below represent the number of Florida and non-Florida residents for whom test results were received by the Department of Health. A person can be tested by more than one laboratory and can have both positive and negative results. **Therefore, the sum of the numbers in each column will be larger than the total number of people tested.**

Reporting lab	Inconclusive	Negative	Positive	Percent positive	Total
INTERNAL MEDICINE LIPID AND WELNNES PRACTICE		12	16	57%	28
FORT SANDERS REGIONAL LABORATORY		28			28
MINUTECLINIC, LLC, #4160		24	4	14%	28
BROOKDALE PHILLIPPI CREEK			28	100%	28
JOINT AMBULATORY CARE CENTER		28			28
LAKE PLACID HEALTH AND REHABILITATION		1	27	96%	28
OWL NOW URGENT CARE		11	17	61%	28
EDEN AT CRESTVIEW		12	16	57%	28
NATIONAL MENTOR HEALTHCARE LLC			28	100%	28
BETHESDA HEALTH PHYSICIAN GROUP INC			28	100%	28
FAMILY CARE PARTNERS		18	10	36%	28
URGENT CARE USA			28	100%	28
PORT ST LUCIE HOSPITAL		25	3	11%	28
URGENT CARE CENTER			28	100%	28
MONTEFIORE NEW ROCHELLE HOSPITAL		25	3	11%	28
MARION PEDIATRICS PA		21	7	25%	28
PEPIN ACADEMIES-PASCO		27	1	4%	28
KIVA AT CANTERBURY, LLC		28			28
VASSAR BROTHERS MEDICAL CENTER LABORATORY		26	2	7%	28
CANTON-POTSDAM HOSPITAL LABORATORY		27	1	4%	28
THE COMMONWEALTH OF MASSACHUSETTS		1	27	96%	28
Cleveland Clinic Laboratories		4	24	86%	28
BROWARD HEALTH IMPERIAL POINT NURSING			28	100%	28
ST MARYS MEDICAL CENTER			28	100%	28
FIRST CHOICE PEDIATRICS LOOP		25	3	11%	28
ASTORIA HEALTH AND REHABILITATION CENTER		27	1	4%	28
PARK WEST MEDICAL CENTER		27	1	4%	28
PHYSICIANS CARE		23	4	15%	27
Manor Care of Dunedin		23	4	15%	27
ADEPT INPATIENT MEDICAL SERVICES PC		27			27
BROOKDALE SOUTHPPOINT			27	100%	27
NEW YORK METHODIST HOSPITAL		23	4	15%	27
COASTAL SKIN SURGERY AND DERMATOLOGY		19	8	30%	27
URGENT FAMILY CARE INC		24	3	11%	27
CITY OF CLEARWATER EMPLOYEE HEALTH CENTER		16	11	41%	27
SUNCOAST LABS			27	100%	27
EXPRESS CARE OF BELLEVIEW		27			27
LAKELAND HILLS CENTER		19	8	30%	27
ATRIA LADY LAKE		27			27
HEALTHPARK MEDICAL CENTER ABG LAB		26	1	4%	27
LAKE NONA MEDICAL SERVICE LLC		24	3	11%	27
EPIC REFERENCE LABS INC			27	100%	27
Clearwater Center		13	14	52%	27
Summit Medical Group Westfield Lab		24	3	11%	27
CHARLOTTE CHD PORT CHARLOTTE		23	4	15%	27
CARENOW - DOWNTOWN NORTH GULCH		25	2	7%	27
USCG AIR STATION CLEARWATER CLINIC		26	1	4%	27

# COVID-19: testing by laboratory

Data through May 16, 2021 verified as of May 17, 2021 at 09:25 AM

Data in this report are provisional and subject to change.

The numbers in the table below represent the number of Florida and non-Florida residents for whom test results were received by the Department of Health. A person can be tested by more than one laboratory and can have both positive and negative results. **Therefore, the sum of the numbers in each column will be larger than the total number of people tested.**

Reporting lab	Inconclusive	Negative	Positive	Percent positive	Total
PREMIUM HEALTH CARE			27	100%	27
EMORY BENNETT VETERANS NURSING HOME	1	26			27
LEXINGTON PLACE SENIOR LIVING COMMUNITY		27			27
NEWYORK-PRESBYTERIAN/ LAWRENCE HOSPITAL LABORATORY		24	3	11%	27
SPANISH RIVER HIGH SCHOOL ESE		23	4	15%	27
MINUTECLINIC INCORPORATE, LLC		23	4	15%	27
HUNT CLUB PEDIATRIC ASSOCIATES LLC		22	5	19%	27
VICK STREET MANOR		27			27
BOZEMAN HEALTH DEACONESS HOSPITAL		18	9	33%	27
LOOP PEDIATRICS		22	5	19%	27
MINUTECLINIC DIAGNOSTIC OF TN PC #6363		22	5	19%	27
COASTAL COMPLETE CARE		13	14	52%	27
ADVENT HEALTH PARTIN SETTLEMENT HEALTH PARK		18	8	31%	26
LOT HEALTH SERVICES	1	25			26
MINUTE-CLINIC DIAGNOSTIC OF VIRGINIA		21	5	19%	26
RJ LEE GROUP	1	23	2	8%	26
MONCRIEF ARMY HEALTH CLINIC			26	100%	26
BAPTIST MEDICAL GRP URGENT CARE & OCC HEALTH AIRPO		26			26
PULMONARY SPECIALISTS OF THE PALM BEACHES		16	10	38%	26
CENTRAL FLORIDA PEDIATRIC URGENT CARE LLC		22	4	15%	26
ST VINCENT'S EAST		24	2	8%	26
ADIRONDACK MEDICAL CENTER		26			26
TREEHOUSE PEDIATRICS & FAMILY CARE		26			26
DARDEN WELLNESS CENTER		23	3	12%	26
MD BEAUTY LABS, PA		24	2	8%	26
THE MINIER URGENT CARE		20	6	23%	26
ARCPOINT LABS OF FORT LAUDERDALE		25	1	4%	26
49D2045214PHYSICIAN OFFICE WAIVER MEDEXPRESS URGENT CARE - HARRISONBU		17	9	35%	26
ABL MEDICAL CARE LLC			26	100%	26
WALGREENS #15495	1	23	2	8%	26
EAST HILL MEDICAL GROUP		17	9	35%	26
JUST FOR KIDS PEDIATRICS		5	21	81%	26
MINUTECLINIC DIAGNOSTIC OF NORTH		22	4	15%	26
WAKULLA COUNTY HEALTH DEPARTMENT		12	14	54%	26
INNOVATIVE RESEARCH OF WEST FLORIDA		23	3	12%	26
OAKTREE HEALTHCARE			26	100%	26
PALMETTO PEDIATRICS			26	100%	26
DALE MEDICAL CENTER		21	5	19%	26
MINUTECLINIC DIAGNOSTIC OF TN PC #320		18	8	31%	26
EXPRESS FAMILY CARE LLC		11	15	58%	26
PALM BEACH COUNTY FIRE RESCUE		24	2	8%	26
LAKES DIALYSIS CENTER INC			26	100%	26
BAYFRONT HMA CONVENIENT CARE, LLC		2	24	92%	26
DELRAY BEACH FACIAL PLASTIC SURGERY		26			26
MAGNOLIA PEDIATRICS		4	22	85%	26
MADWAR		19	6	24%	25
ADVENT HEALTH - LAKE MARY PEDIATRICS		16	9	36%	25

# COVID-19: testing by laboratory

Data through May 16, 2021 verified as of May 17, 2021 at 09:25 AM

Data in this report are provisional and subject to change.

The numbers in the table below represent the number of Florida and non-Florida residents for whom test results were received by the Department of Health. A person can be tested by more than one laboratory and can have both positive and negative results. **Therefore, the sum of the numbers in each column will be larger than the total number of people tested.**

Reporting lab	Inconclusive	Negative	Positive	Percent positive	Total
JUPITER MEDICAL CENTER		1	24	96%	25
MINUTECLINIC MINUTECLINIC #8746		24	1	4%	25
FINLAY C. LABORATORY		4	21	84%	25
WALGREENS #04618		21	4	16%	25
STATE LAB		3	22	88%	25
ST. CLOUD HOSPITAL		20	5	20%	25
FORT PIERCE FAMILY CARE INC		19	6	24%	25
ENCOMPASS HOME HEALTH OF THE SOUTHEAST LLC		23	2	8%	25
SOUTH FLORIDA DIALYSIS CENTER		8	17	68%	25
MINUTECLINIC DIAGNOSTIC OF SC, LLC #2		21	4	16%	25
GAMMA DIAGNOSTIC LAB LLC			25	100%	25
ADVENTHEALTH MEDICAL GROUP PEDIATRICS AT		7	18	72%	25
SUNQUEST		3	22	88%	25
TOTAL ACCESS URGENT CARE		1	24	96%	25
ROSS MEDICAL GROUP			25	100%	25
ASURANCE SCIENTIFIC LABORATORIES		24	1	4%	25
SENIOR LIVING IV SUN CITY LLC		18	7	28%	25
Sovereign Laboratory Services, LLC		22	3	12%	25
VILLAGES REHABILITATION AND NURSING CENTER		24	1	4%	25
LAKE NONA MEDICAL SERVICES		17	8	32%	25
THE WATERMARK AT VISTAWILLA		25			25
MORTON PLANT NORTH BAY HOSPITAL			25	100%	25
STEWART MEDICAL GROUP INC			25	100%	25
PALMS MEDICAL GROUP - LAKE CITY WEST		3	22	88%	25
FEDERAL PRISON CAMP PENSACOLA			25	100%	25
UNIV OF NORTH ALABAMA HEALTH CENTER		22	3	12%	25
ADVENT HEALTH EXPRESS		9	16	64%	25
South Heritage Health and Rehab		25			25
OLIVE BRANCH HEALTH AND REHABILITATION CENTER			25	100%	25
TREASURE COAST URGENT CARE			25	100%	25
PHYSICIANS STAT		3	22	88%	25
LIFELINK TISSUE BANK D/B/A LIFELINK TISSUE BANK		21	4	16%	25
GREEN GABLES ASSISTED LIVING FACILITY		25			25
CVS MINUTE CLINIC DIAGNOSTIC OF TN #6044		22	3	12%	25
FAST PACE MEDICAL CLINIC PLLC		23	2	8%	25
DOC PAM PA		24	1	4%	25
WESTPAC LABS		1	24	96%	25
LAKE HOWARD HEIGHTS	1	21	3	12%	25
NOVANT HEALTH		18	7	28%	25
LABORATORY DYNAMICS		20	4	17%	24
AVENTIS BIO-SERVICES CTL		24			24
TIMBERLANE LODGE ALF	1	16	7	29%	24
MAITLAND PRIMARY CARE		9	15	63%	24
ATRIA AT ST JOSEPHS		24			24
CL BRUMBACK PRIMARY CARE CLINIC LANTANA		2	22	92%	24
MID FLORIDA PATHOLOGY LLC		23	1	4%	24
MC DIAGNOSTIC OF CONNECTICUT, PC #775		23	1	4%	24

# COVID-19: testing by laboratory

Data through May 16, 2021 verified as of May 17, 2021 at 09:25 AM

Data in this report are provisional and subject to change.

The numbers in the table below represent the number of Florida and non-Florida residents for whom test results were received by the Department of Health. A person can be tested by more than one laboratory and can have both positive and negative results. **Therefore, the sum of the numbers in each column will be larger than the total number of people tested.**

Reporting lab	Inconclusive	Negative	Positive	Percent positive	Total
GILCHRIST COUNTY JAIL		22	2	8%	24
ORANGE REGIONAL MEDICAL CENTER LABORATORY		19	5	21%	24
ST ELIZABETH MEDICAL CENTER LABORATORY		21	3	13%	24
MED PLUS FLORENCE		20	4	17%	24
THE CHAPPEL GROUP RESEARCH		24			24
HERITAGE OAKS ASSISTED LIVING & MEMORY CARE		20	4	17%	24
SOUTH NASSAU COMMUNITIES HOSPITAL		20	4	17%	24
CARESPOT		3	21	88%	24
CSH LAKE ORIENTA LP		24			24
SARASOTA MEMORIAL NURSING & REHABILITATION CTR		24			24
DOCTORS MEDICAL CENTER OF WALTON COUNTY CLINIC			24	100%	24
WELLMED AT LAKE COPELAND		18	6	25%	24
RAINBOW PEDIATRIC CENTER		2	22	92%	24
PHYSICIANS PRIMARY CARE OF SW FLORIDA PL		24			24
NONA PEDIATRIC CENTER		18	6	25%	24
SONATA BOYNTON BEACH		21	3	13%	24
EDWARD S BENNETT MD PLLC		24			24
COURTYARDS OF ORLANDO		24			24
SENIOR HEALTH OF WINTER PARK DUNDEE		24			24
OHSU MOLECULAR MICROBIOLOGY LAB		23	1	4%	24
TRINITY MEDICAL ASSOCIATES LLC			24	100%	24
HEALTH MED CENTERS		24			24
INTERVENTIONAL REHABILITATION OF SOUTH FLORIDA		16	8	33%	24
ALAN SERURE MD		24			24
PALM BEACH GARDENS MEDICAL CENTER			24	100%	24
GRAND VILLA OF PALM COAST		24			24
TARPON BAYOU CENTER			24	100%	24
WESTMINSTER WOODS ON JULINGTON CREEK		22	2	8%	24
PRIME CARE ONE LLC/HARBORCHASE OF VENICE			24	100%	24
Wesley Place on Honeysuckle		22	2	8%	24
UAH STUDENT HEALTH CENTER		17	7	29%	24
GLEN COVE HOSPITAL		24			24
CareATC - 15th Street Clinic			24	100%	24
MIAMI BEACH MEDICAL GROUP			24	100%	24
MADISON COUNTY MEMORIAL HOSP		12	12	50%	24
ROWLETT MIDDLE ACADEMY		22	2	8%	24
CITY OF SANFORD EMPLOYEE HEALTH AND		23	1	4%	24
FLORENCE J HUNT STUDENT WELLNESS CENTER - HEALTH SERVICES (ABBOTT)		24			24
WELLOW URGENT CARE		23	1	4%	24
PACIFICA SENIOR LIVING FORT MYERS		15	9	38%	24
HENNEPIN COUNTY MEDICAL CENTER (HCMC)		13	11	46%	24
LAKWOOD RANCH MEDICAL CENTER CLINICAL LAB			24	100%	24
MEDEXPRESS URGENT CARE - SEMINOLE SQUA		22	2	8%	24
ADVANCED URGENT CARE CENTER		7	17	71%	24
WUESTHOFF MEDICAL CENTER-MELBOURNE			23	100%	23
WELLSTAR COBB HOSPITAL		21	2	9%	23
CORE LABORATORY		1	22	96%	23

# COVID-19: testing by laboratory

Data through May 16, 2021 verified as of May 17, 2021 at 09:25 AM

Data in this report are provisional and subject to change.

The numbers in the table below represent the number of Florida and non-Florida residents for whom test results were received by the Department of Health. A person can be tested by more than one laboratory and can have both positive and negative results. **Therefore, the sum of the numbers in each column will be larger than the total number of people tested.**

Reporting lab	Inconclusive	Negative	Positive	Percent positive	Total
EGL GENETIC DIAGNOSTICS		1	22	96%	23
NEW JERSEY		22	1	4%	23
BLOOMIN BRANDS WELLNESS CENTER	4	18	1	4%	23
LAKEVIEW HEALTH CARE SYSTEMS		9	14	61%	23
MEDLAB INC		23			23
ROBINSON FAMILY CLINIC PA		13	10	43%	23
MALABAR FAMILY PRACTICE		19	4	17%	23
NORTHWEST FLORIDA COMMUNITY HOSPITAL 3RD FLOOR		21	2	9%	23
UNIVERSITY HILLS HEALTH AND REHABILITATION CENTER		18	5	22%	23
PRIMECARE AT PORT ORANGE		4	19	83%	23
INSTANT MEDICAL CARE CENTER		22	1	4%	23
NEW YORK PRESBYTERIAN - ALLEN HOSPITAL		23			23
COMMONWEALTH OF MASSACHUSETTS			23	100%	23
BARTON FAMILY PRACTICE		12	11	48%	23
NORTHSIDE HOSPITAL DULUTH		20	3	13%	23
COASTAL FAMILY PRACTICE		15	8	35%	23
UF HEALTH NORTH JACKSONVILLE			23	100%	23
ESOTERIX GENETIC LABORATORIES		17	6	26%	23
ERIC C MARSHAL MD, PC DBA MINUTECLINIC		22	1	4%	23
NOBLE SENIOR LIVING		3	20	87%	23
BAYCARE MEDICAL GROUP INC			23	100%	23
MINUTE CLINIC DIAGNOSTIC OF TN PC #64		20	3	13%	23
WOODHOUSE INC		17	6	26%	23
BAYFRONT FAMILY HEALTH CENTER		3	20	87%	23
FLUSHING HOSPITAL MEDICAL CENTER		19	4	17%	23
ORANGE PARK PEDIATRIC ASSOCIATES		10	13	57%	23
OMEGA LABORATORIES		19	4	17%	23
GUARDANT HEALTH		17	6	26%	23
Z UROLOGY		22	1	4%	23
REGENEXX TAMPA BAY		20	3	13%	23
CVS NC4165POCT BREVARD		15	8	35%	23
CVS MINUTE CLINIC DIAGNOSTIC OF TEXAS LLC		19	4	17%	23
MARQUES PEDIATRICS			23	100%	23
TREEHOUSE PEDIATRICS		19	4	17%	23
MEDEXPRESS URGENT CARE - TIMBERLAKE		20	3	13%	23
ISLAND COAST PEDIATRICS PA		22	1	4%	23
CONNECTDX		8	15	65%	23
PULSE MEDICAL GROUP INC			23	100%	23
MINUTECLINIC, LLC #4507		21	2	9%	23
SOMA MEDICAL CENTER, PA #4 FLORIDA MANGO		1	21	95%	22
TGH MEDICAL GROUP LABORATORY CARROLLWOOD			22	100%	22
GENTIVA HEALTH SERVICES		20	2	9%	22
FLORIDA PEDIATRICS		6	16	73%	22
STATEN ISLAND UNIVERSITY HOSPITAL		21	1	5%	22
MINUTECLINIC DIAGNOSTIC PA		19	3	14%	22
THE VILLAGES HEALTH		12	10	45%	22
MORRIS PARK URGENT CARE		19	3	14%	22

# COVID-19: testing by laboratory

Data through May 16, 2021 verified as of May 17, 2021 at 09:25 AM

Data in this report are provisional and subject to change.

The numbers in the table below represent the number of Florida and non-Florida residents for whom test results were received by the Department of Health. A person can be tested by more than one laboratory and can have both positive and negative results. **Therefore, the sum of the numbers in each column will be larger than the total number of people tested.**

Reporting lab	Inconclusive	Negative	Positive	Percent positive	Total
CITY OF LAKE MARY EMPLOYEE HEALTH CENTER		18	4	18%	22
SOLE HEALTH LLC		22			22
ADVENT HEALTH - KISSIMMEE		6	16	73%	22
MEDI STATION			22	100%	22
THRIF-T DRUGS INC		20	2	9%	22
ST ANTHONY'S HOSP PATIENT CARE SERVICE			22	100%	22
ROCKLEDEGE REGIONAL MEDICAL CENTER		17	5	23%	22
MINUTECLINIC, LLC #1586		15	7	32%	22
DIACARTA INC.		22			22
MONROE COUNTY DETENTION CENTER			22	100%	22
OHIO CVS STORES, LLC DBA		19	3	14%	22
PEDIATRIC ASSOCIATES PA		17	5	23%	22
JOHNS HOPKINS MEDICAL LABORATORIES		1	21	95%	22
SEAGRASS VILLAGE			22	100%	22
ST JOSEPHS HOSP OF ATLANTA/CLINIC LAB		20	2	9%	22
ST CATHERINE OF SIENA HOSPITAL		20	2	9%	22
HARTFORD HOSPITAL ANCILLARY LAB		17	5	23%	22
EBEIDS MD PEDIATRICS		19	3	14%	22
COLUMBIA MEMORIAL HOSPITAL		22			22
ELAN SPANISH SPRINGS		4	18	82%	22
MARATHON HEALTH FOR LIFE		19	3	14%	22
COMMUNITY CARE CENTER		21	1	5%	22
OCEANSIDE URGENT CARE		22			22
KELLY'S ASSISTED LIVING FACILITY		22			22
HELIX DIAGNOSTICS			22	100%	22
ST VINCENT'S URGENT CARE		19	3	14%	22
TEXAS DEPARTMENT OF STATE HEALTH SERVICES		3	19	86%	22
PRIMARY CARE SPECIALISTS OF ORLANDO LLC		17	5	23%	22
SOUTH CAROLINA DEPARTMENT OF HEALTH			22	100%	22
MORNINGSIDE MANOR & VILLA ADULT CARE C		22			22
BASSETTI & ASSOCIATES, MD, PA			22	100%	22
NAVAL MEDICAL CENTER SAN DIEGO	1		21	95%	22
MINUTECLINIC DIAGNOSTIC OF TEXAS LLC		20	2	9%	22
TEN HEALTHCARE		6	16	73%	22
HEALTHY MINORS, LLC.		20	2	9%	22
GLEN OAKS URGENT CARE		20	2	9%	22
MOBILE DIVISION LABORATORY		7	15	68%	22
MINUTECLINIC DIAGNOSTICS MEDICAL GROUP		21	1	5%	22
BROOKDALE WEST BOYNTON BEACH		22			22
YUSRA MEDICAL ASSOCIATES PA		16	6	27%	22
FLORIDA HOSPITAL LABS		12	10	45%	22
MINUTECLINIC DIAGNOSTIC OF RHODE ISLAND, LLC #590		21	1	5%	22
FAMILY AND AFTER HOURS CARE		22			22
CVS MINUTE CLINIC DIAGNOSTIC OF TEXAS, LLC		17	4	19%	21
ADVENTHEALTH MEDICAL GROUP	1	14	6	29%	21
CARESPOT EXPRESS HEALTHCARE			21	100%	21
POINT OF CARE CLINICS PRIMARY CARE		20	1	5%	21



# COVID-19: testing by laboratory

Data through May 16, 2021 verified as of May 17, 2021 at 09:25 AM

Data in this report are provisional and subject to change.

The numbers in the table below represent the number of Florida and non-Florida residents for whom test results were received by the Department of Health. A person can be tested by more than one laboratory and can have both positive and negative results. **Therefore, the sum of the numbers in each column will be larger than the total number of people tested.**

Reporting lab	Inconclusive	Negative	Positive	Percent positive	Total
VALLEY IMMEDIATE CARE		18	3	14%	21
MAIMONIDES MEDICAL CENTER		18	3	14%	21
ARDEN COURTS OF WINTER SPRINGS		18	3	14%	21
REGENCY SQUARE MALL - SEARS		4	17	81%	21
WINTER PARK FAMILY PRACTICE LLC		17	4	19%	21
MC DIAGNOSTIC OF CONNECTICUT, PC #1960		21			21
CVS PHARMACY		1	20	95%	21
Citymd Of Lacey		18	3	14%	21
Floral Health and Rehabilitation, LLC		20	1	5%	21
TENNESSEE DEPARTMENT OF HEALTH		15	6	29%	21
FLORIDA HOSPITAL WINTER GARDEN		17	4	19%	21
GOOD SAMARITAN MEDICAL CENTER			21	100%	21
ST JUDE CHILDRENS RESEARCH HOSPITAL		21			21
INTERNATIONAL MEDICAL LABORATORY INC		21			21
UPMC CHAUTAUQUA AT WCA LABORATORY		20	1	5%	21
SELECT PHYSICIANS ALLIANCE		21			21
TINA'S ASSISTED LIVING FACILITY CORP		21			21
CLEVELAND CLINIC FLORIDA		1	20	95%	21
BAY PEDIATRICS PA		18	3	14%	21
ESTATES MEDICAL CENTER		12	9	43%	21
URGENT TEAM		17	4	19%	21
SHELBY BAPTIST MEDICAL CENTER		16	5	24%	21
KIMBERLY J HENDERSON MD PC		20	1	5%	21
BIOREFERENCE LABORATORIES		8	13	62%	21
PICHARDO CLINIC, THE		19	2	10%	21
WACO HHSSURGEWACO	1	17	3	14%	21
GOOD SAMARITAN SOCIETY OF DAYTONA		16	5	24%	21
RHODE ISLAND DEPARTMENT OF HEALTH			21	100%	21
PRIMECARE OF DOTHAN-DALEVILLE CLINIC		16	5	24%	21
CLINICAL PATHOLOGY LABORATORIES SOUTHEAST			21	100%	21
ROCKLEDGE FAMILY HEALTH			21	100%	21
HARLEM HOSPITAL CENTER		20	1	5%	21
GRACE WELLNESS CENTER		8	13	62%	21
JEFFERSON K-12, A SOMERSET SCHOOL- CLINIC		17	4	19%	21
MINUTECLINIC DIAGNOSTIC OF TN PC #566		17	4	19%	21
CARENOW URGENT CARE-BRENTWOOD		15	6	29%	21
BROWNE MEDICAL		19	2	10%	21
BROOKDALE MANDARIN CENTRAL		7	13	65%	20
PROFESSIONAL PARK PEDIATRICS PA			20	100%	20
PONCE PLAZA NURSING & REHAB CENTER		4	16	80%	20
BEST MEDICAL CENTER		11	9	45%	20
MINUTECLINIC DIAGNOSTIC OF MICHIGAN PC		19	1	5%	20
PRIMARY CARE MEDICINE	1	13	6	30%	20
WINSHIPS PHARMACY INC		20			20
FORT WALTON BEACH DEVELOPMENTAL CENTER		19	1	5%	20
MEDICAL EXPRESS CORP		18	2	10%	20
ANYTIME LAB, LLC		18	2	10%	20

# COVID-19: testing by laboratory

Data through May 16, 2021 verified as of May 17, 2021 at 09:25 AM

Data in this report are provisional and subject to change.

The numbers in the table below represent the number of Florida and non-Florida residents for whom test results were received by the Department of Health. A person can be tested by more than one laboratory and can have both positive and negative results. **Therefore, the sum of the numbers in each column will be larger than the total number of people tested.**

Reporting lab	Inconclusive	Negative	Positive	Percent positive	Total
LEE MEMORIAL HEALTH SYSTEM D/B/A		18	2	10%	20
ROBERT WOOD JOHNSON UNIVERSITY HOSP		18	2	10%	20
KIDSWOOD PEDIATRICS CORP		6	14	70%	20
ORLANDO FAMILY PHYSICIANS INC		14	6	30%	20
DEPT OF VA MEDICAL CENTER - BAY PINES			20	100%	20
ODYSSEY HEALTHCARE OF MARION COUNTY, LLC		19	1	5%	20
VIERA FAMILY MEDICINE AND WELLNESS		16	4	20%	20
COMMUNITY HOME HEALTH CARE		20			20
CVS HEALTH, #3396		18	2	10%	20
MINUTE CLINIC		2	18	90%	20
BRIDGEWAY HEALTH CLINICS INC		1	19	95%	20
CONSOLIDATED LAB SERVICES		10	10	50%	20
SHIELDT3 LLC		20			20
FIRST CHOICE PEDIATRICS WINTER SPRINGS		15	5	25%	20
FAMILY CARE CYPRESS CREEK		1	19	95%	20
CARESPOT OF NOCATEE		1	19	95%	20
MINUTECLINIC, LLC, DBA MINUTECLINIC #6		17	3	15%	20
CLINIC OF PEDIATRICS & GI MEDICINE INC		1	19	95%	20
URGENT CARE OF NEW YORK		19	1	5%	20
MCWHORTER SCHOOL OF PHARMACY		20			20
THE CANOPY AT HARPER LAKE	1		19	95%	20
AUBURN COMMUNITY HOSPITAL		18	2	10%	20
LAKE WORTH MANOR		19	1	5%	20
INTEGRATED FAMILY MEDICAL CENTER			20	100%	20
REDITUS LABORATORIES			20	100%	20
CALLAWAY CLINIC		14	6	30%	20
ADVENTIST HEALTH SYSTEM		16	4	20%	20
CORONA NYC LAB		19	1	5%	20
MINUTE CLINIC DIAGNOSTIC OF SOUTH CAROLINA		16	4	20%	20
BAY COUNTY HEALTH DEPARTMENT		14	5	26%	19
JACKSON LABORATORY FOR GENOMIC MEDICIN		19			19
CORNER OAK ESTATE LLC		19			19
FOX FAMILY PRACTICE		19			19
MED HEALTH SERVICES		18	1	5%	19
JACKSON NORTH MEDICAL CENTER		2	17	89%	19
INTEGRATED REGIONAL LABORATORIES - LARGO			19	100%	19
FLORIDA COMMUNITY HEALTH CENTER OF ST. LUCIE		1	18	95%	19
VALHALLA MEDICS		19			19
MD PLUS URGENT CARE, LLC			19	100%	19
ALL PEDIATRIC CARE			19	100%	19
DAVID LAWRENCE CENTER INC		16	3	16%	19
CVS MINUTE CLINIC DIAGNOSTIC MED GRP OF CA		19			19
ELTINGVILLE CIRCLE URGENT CARE		18	1	5%	19
LAB INTERMARKET FACILITY LAB		1	18	95%	19
SONORA QUEST LABORATORIES			19	100%	19
CVS MINUTE CLINIC DIAGNOSTIC OF WISCONSIN		19			19
STAT MEDICAL CLINIC III INC		13	6	32%	19

# COVID-19: testing by laboratory

Data through May 16, 2021 verified as of May 17, 2021 at 09:25 AM

Data in this report are provisional and subject to change.

The numbers in the table below represent the number of Florida and non-Florida residents for whom test results were received by the Department of Health. A person can be tested by more than one laboratory and can have both positive and negative results. **Therefore, the sum of the numbers in each column will be larger than the total number of people tested.**

Reporting lab	Inconclusive	Negative	Positive	Percent positive	Total
THE CLINIC PREMISE HEALTH		13	6	32%	19
ROYAL PALM MEDICAL GROUP, INC		19			19
MC DIAGNOSTIC OF CONNECTICUT, PC #1966		19			19
BAYVIEW MEDICAL		19			19
BENNETT PEDIATRICS		19			19
WELLSTAR NORTH FULTON HOSPITAL LABORAT		17	2	11%	19
MC DIAGNOSTIC OF CONNECTICUT , PC # 3		17	2	11%	19
CAREHERE- LCS LEESBURG			19	100%	19
ANYLABTESTNOW		6	13	68%	19
LOVING CARE OF THE TREASURE COAST LLC	1	13	5	26%	19
UM MILLER SCHOOL OF MEDICINE			19	100%	19
ST. JUDES LABORATORIES		13	6	32%	19
MICHELLE S PAGE MD PA		18	1	5%	19
CLERMONT ADVENTHEALTH CENTRA CARE		1	18	95%	19
SAVANNAH STATE UNIVERSITY, COUNSELING		19			19
FRUITVILLE URGENT CARE			19	100%	19
OCEAN REEF MEDICAL CENTER, LLC			19	100%	19
STONE WASH CLINICAL LABORATORIES		2	17	89%	19
GENOTOX LABORATORIES		16	3	16%	19
EMERALD COAST HOSPICE - CRESTVIEW		19			19
AURORA UNIVERSITY WELLNESS CENTER		19			19
ASHRAF MEDICAL GROUP PLLC DBA PULSE M		18	1	5%	19
MEDEXPRESS URGENT CARE, MOON TOWNSHIP		18	1	5%	19
NANO HEALTH ASSOCIATES LLC		19			19
BAPTIST MEMORIAL HEALTH CARE		17	2	11%	19
CARE POINT HEALTH & WELLNESS CENTER		19			19
NO NAME		8	11	58%	19
COLLEGE POINT URGENT CARE		16	3	16%	19
SEVEN RIVERS REGIONAL MEDICAL CENTER		5	14	74%	19
ABC PEDIATRICS OF PORT ST LUCIE		17	2	11%	19
PRATTVILLE BAPTIST HOSPITAL		15	4	21%	19
URGENT CARE & FAMILY PRACTICE CENTER			19	100%	19
CVS MINUTE CLINIC, LLC		15	4	21%	19
BAPTIST PRIMARY CARE PONTE VEDRA		12	6	33%	18
AURORA DIAGNOSTICS		6	12	67%	18
PPD - IXLAYER		17	1	6%	18
CARENOW URGENT CARE-DONELSON		13	5	28%	18
MI CASA DORADA ASSISTED LIVING FACILIT		18			18
SANTA ROSA COUNTY JAIL - WELLPATH			18	100%	18
IONA COLLEGE HEALTH & WELLNESS CENTER		18			18
Terrace of Jacksonville		3	15	83%	18
MINUTECLINIC DIAGNOSTIC OF ILLINOIS LL		16	2	11%	18
XPRESS WELLNESS URGENT CARE			18	100%	18
BROOKDALE ST AUGUSTINE		1	17	94%	18
WALGREEN EASTERN CO, INC		18			18
DR PHILLIPS MEDICAL WELLNESS CENTER		13	5	28%	18
MIRIMUS INC		1	17	94%	18

# COVID-19: testing by laboratory

Data through May 16, 2021 verified as of May 17, 2021 at 09:25 AM

Data in this report are provisional and subject to change.

The numbers in the table below represent the number of Florida and non-Florida residents for whom test results were received by the Department of Health. A person can be tested by more than one laboratory and can have both positive and negative results. **Therefore, the sum of the numbers in each column will be larger than the total number of people tested.**

Reporting lab	Inconclusive	Negative	Positive	Percent positive	Total
NORTHERN WESTCHESTER HOSPITAL LABORATORY		16	2	11%	18
MEDEXPRESS URGENT CARE- MARYLAND		15	3	17%	18
MEDEXPRESS URGENT CARE LEWISBURG		17	1	6%	18
URGENT CARE AT LONGWOOD			18	100%	18
BERGEN NEW BRIDGE M		16	2	11%	18
TPCA CLINICAL LABORATORIES		15	3	17%	18
CVS NC2357POCT HUNTERSVILLE		16	2	11%	18
MINUTECLINIC DIAGNOSTIC OF TN PC #643		14	4	22%	18
PALATKA VA CBOC		17	1	6%	18
HUNTINGTON URGENT CARE		17	1	6%	18
MINUTE CLINIC LLC #5706		16	2	11%	18
FYZAMEDICAL, LLC		13	5	28%	18
FORT HAMILTON URGENT CARE		18			18
Atlanta VAMC		13	5	28%	18
TENDER CARE ALF		18			18
MADISON CORE LABORATORIES		17	1	6%	18
MINUTECLINIC #8699		14	4	22%	18
UNIVERSITY OF MIAMI MILLER SCHOOL			18	100%	18
MINUTE-CLINIC DIAGNOSTIC OF VIRGINIA, LLC #2003		15	3	17%	18
CABOT RESERVE ON THE GREEN		18			18
MOORINGS PARK OAKSTONE AT GREY OAKS		17	1	6%	18
ASCENSION ST VINCENT'S PRIMARY CARE		1	17	94%	18
ADVENT HEALTH - WINTER HAVEN		8	10	56%	18
UC HEALTH UNIVERSITY HOSPITAL		15	3	17%	18
ST LUKES ROOSEVELT LABORATORY		15	3	17%	18
CLEVELAND CLINIC			18	100%	18
CRANES VIEW LODGE			18	100%	18
MINUTECLINIC DIAGNOSTIC OF TN PC #6415		14	4	22%	18
MONTEFIORE ST LUKE'S CORNWALL HOSPITAL		14	4	22%	18
CVS MINUTE CLINIC DIAGNOSTIC PA		13	5	28%	18
COMPREHENSIVE CHILDCARE ASSOCIATES		10	8	44%	18
INTERMOUNTAIN CENTRAL LAB		1	17	94%	18
OSCEOLA ALF OPERATOR, LLC DBA□		18			18
LAKEVIEW HEALTH SYSTEMS			18	100%	18
MINUTE CLINIC DIAGNOSTIC MED GRP		17	1	6%	18
ADVENT HEALTH - ZEPHYRHILLS			18	100%	18
CVS TX7162POCT HOUSTON		18			18
MEDEXPRESS URGENT CARE - ROBINSON TWP, STEUBENVILLE PIKE		16	2	11%	18
107TH PLACE GROUP HOME		18			18
AVALON FAMILY RESORT ASSISTED LIVING LLC		18			18
GENERAL INTERNAL MEDICINE MEDICAL CTR CLINIC		13	5	28%	18
Crestwood Nursing Center		8	10	56%	18
KAILOS GENETICS INC		15	3	17%	18
AHMG LAKE NONA PRIMARY CARE		18			18
MARION COUNTY HEALTH DEPARTMENT		17	1	6%	18
CVS GA2108POCT NORCROSS		15	3	17%	18
BRONSON FIRE DEPARTMENT		18			18

# COVID-19: testing by laboratory

Data through May 16, 2021 verified as of May 17, 2021 at 09:25 AM

Data in this report are provisional and subject to change.

The numbers in the table below represent the number of Florida and non-Florida residents for whom test results were received by the Department of Health. A person can be tested by more than one laboratory and can have both positive and negative results. **Therefore, the sum of the numbers in each column will be larger than the total number of people tested.**

Reporting lab	Inconclusive	Negative	Positive	Percent positive	Total
EAR NOSE & THROAT ASSOCIATES OF MANATEE PA		17			17
ACM MEDICAL LABORATORY ALLIANCE		14	3	18%	17
SOMA MEDICAL CENTER PA			17	100%	17
DIEGO FALLON MD PA		6	11	65%	17
GENETIC TECHNOLOGICAL INNOVATIONS			17	100%	17
PRIMARY CARE WALK IN CLINIC PLLC			17	100%	17
STARLING AT NOCATEE			17	100%	17
RESOLVE MOLECULAR DIAGNOSTICS		13	4	24%	17
LILY'S PROMISE AL#12775		17			17
MINUTECLINIC LLC #5176		14	3	18%	17
LEHIGH VALLEY HOSPITAL		3	14	82%	17
MEDEXPRESS URGENT CARE - LAFAYETTE		16	1	6%	17
UVMC MICROBIOLOGY		16	1	6%	17
YORKVILLE PEDIATRIC URGENT CARE		17			17
TOXUSALABS DBA CONNECTDX LABS		14	3	18%	17
CARENOW URGENT CARE-WEST END		12	5	29%	17
RIVERSIDE MEDICAL GROUP		16	1	6%	17
FLORIDA KEYS CONCIERGE MEDICINE, LLC		15	2	12%	17
VIGILINT HEALTHCARE		15	2	12%	17
INHEALTH LIFE SCIENCES		6	11	65%	17
BAY BREEZE HEALTH AND REHABILITATION CENTER		9	8	47%	17
ESTATES MEDICAL CENTER INC		4	13	76%	17
ST JOSEPH HOSPITAL		16	1	6%	17
HEALTHCARE NOW			17	100%	17
COAST MED URGENT CARE		16	1	6%	17
MINUTE CLINIC LLC #5733		17			17
MINUTECLINIC DIAG OF IND, LLC #6697		15	2	12%	17
INN AT LAKE SEMINOLE SQUARE, THE		17			17
UNIVERSITY OF ALABAMA - FUNGAL REFERENCE LABORATORY		12	5	29%	17
MARCO DRUGS AND COMPOUNDING		13	4	24%	17
BLOUNT MEMORIAL HOSPITAL		14	3	18%	17
CARE NOW, INC		13	4	24%	17
UNIVERSITY LAB			17	100%	17
CVS MINUTE CLINIC DIAGNOSTIC OF VIRGINIA		17			17
BRYAN WHITFIELD MEMORIAL HOSPITAL		12	5	29%	17
INFEXIONSHIELD INC.		17			17
LYNN KEEFE, MD PEDIATRICS		14	3	18%	17
ALBIBI		1	16	94%	17
MINUTECLINIC DIAGNOSTIC OF NEW MEXICO		17			17
PARRISH HEALTH CENTER		14	3	18%	17
URGENT CARE WEST CLINIC		14	3	18%	17
SARASOTA MEDICAL CENTER		6	11	65%	17
MINUTECLINIC DIAGNOSTIC OF VIRGINIA, LLC #1416		16	1	6%	17
MASSACHUSETTS GENERAL HOSPITAL		1	16	94%	17
MINUTECLINIC DIAGNOSTIC OF OKLAHOMA		14	3	18%	17
WELLINGTON FAMILY PRACTICE		13	4	24%	17
COMMUNITY HEALTH OF SOUTH FLORIDA INC			17	100%	17

# COVID-19: testing by laboratory

Data through May 16, 2021 verified as of May 17, 2021 at 09:25 AM

Data in this report are provisional and subject to change.

The numbers in the table below represent the number of Florida and non-Florida residents for whom test results were received by the Department of Health. A person can be tested by more than one laboratory and can have both positive and negative results. **Therefore, the sum of the numbers in each column will be larger than the total number of people tested.**

Reporting lab	Inconclusive	Negative	Positive	Percent positive	Total
GNT ASSOCIATES		16	1	6%	17
NEMOURS CHILDREN'S URGENT			17	100%	17
WALGREENS #06416		16	1	6%	17
BROOKDALE CROWN POINT			17	100%	17
NORTHWEST FLORIDA SLEEP		1	15	94%	16
St Joseph's Hospital & Medical Center		14	2	13%	16
MINUTE CLINIC LLC #6765		16			16
NOVANT HEALTH GOHEALTH URGENT CARE-HARRISBURG		8	8	50%	16
ATMORE NURSING CENTER		15	1	6%	16
Lab MSMC Hialeah			16	100%	16
WALGREENS #07936		15	1	6%	16
UNAVAILABLE/UNKNOWN/NO INFORMATION FOUND			16	100%	16
MINNEOLA PLACE A HOMEBRIDGE COMMUNITY		16			16
JOSEPH MIGNOGNA		13	3	19%	16
CRUCIAL CARE		10	6	38%	16
PRESBYTERIAN MEDICAL SERVICES		16			16
ALAN L MELOTEK MD		16			16
MINUTECLINIC DIAGNOSTIC OF VIRGINIA		16			16
CVS CA9715POCT THOUSAND OAKS		16			16
PROMUS DIAGNOSTICS, LLC			16	100%	16
CENTRAL JERSEY URGENT CARE OF EATONTOW		15	1	6%	16
SUFFRIDGE DRIVE GROUP HOME		16			16
Heartland Healthcare Center Boca Raton		2	14	88%	16
XERA MED RESEARCH			16	100%	16
TIFT REGIONAL HEALTH SYSTEM, INC		16			16
CVS MINUTE CLINIC DIAG OF IND, LLC #6549		15	1	6%	16
CULINARY INSTITUTE OF AMERICA STUDENT	3	13			16
FLORIDA MEDICAL ASSOCIATES LLC		9	7	44%	16
STATEN ISLAND UNIVERSITY HOSPITAL SEGUINE AVE		13	3	19%	16
ST AUGUSTINE PLANTATION		1	15	94%	16
TMH FSU RAPID LABORATORY		2	14	88%	16
PROMEDICA LABORATORIES		11	5	31%	16
GOLDMAN SACHS HEALTH CENTER	1	14	1	6%	16
GOOD SAMARITAN SOCIETY		16			16
OKEECHOBEE HEALTHCARE FACILITY			16	100%	16
KETAMINE HEALTH CENTERS AT BONITA SPRINGS, LLC		16			16
RICH STREET GROUP HOME		9	7	44%	16
SURGERY CENTER OF CORAL GABLES LLC,THE		12	4	25%	16
JS HEALTHCARE INC		16			16
URGENT CARE CLINIC OF LINCOLN		14	2	13%	16
INDIANA STATE DEPARTMENT OF HEALTH		1	15	94%	16
PANAMA CITY VITAS HOSPICE		16			16
MIAMI BEACH MEDICAL GROUP LLC			16	100%	16
SRMC AVALON		9	7	44%	16
DAVITA DIALYSIS		4	12	75%	16
MC DIAGNOSTIC OF CONNECTICUT PC #459		16			16
NOVALIFE MEDSPA			16	100%	16

# COVID-19: testing by laboratory

Data through May 16, 2021 verified as of May 17, 2021 at 09:25 AM

Data in this report are provisional and subject to change.

The numbers in the table below represent the number of Florida and non-Florida residents for whom test results were received by the Department of Health. A person can be tested by more than one laboratory and can have both positive and negative results. **Therefore, the sum of the numbers in each column will be larger than the total number of people tested.**

Reporting lab	Inconclusive	Negative	Positive	Percent positive	Total
BVL PEDIATRICS		14	2	13%	16
PROHEALTH CARE ASSOCIATES MOBILE		13	3	19%	16
BONIFAY NURSING AND REHABILITATION CENTER			16	100%	16
NORTHWEST FLORIDA ENT, PA		5	11	69%	16
ALL FLORIDA FAMILY & SPORTS MEDICINE		15	1	6%	16
BELLEVUE HOSPITAL CENTER DEPARTMENT		16			16
MILLENNIUM PHYSICIAN GRP LLC NAPLES PINE RIDGE			16	100%	16
HODGES CLUSTER		2	14	88%	16
WALGREENS #04176		13	3	19%	16
MONTEFIORE NYACK HOSPITAL AFFILIATED LABORATORY		14	2	13%	16
PRO HEALTH FAMILY PHYSICIANS, NYSTROM		16			16
MEDICINE AT LONGWOOD		16			16
HUDSON VALLEY HOSPITAL CENTER LABORATORY		15	1	6%	16
MORTON PLANT MEASE			16	100%	16
FAST TRACK URGENT CARE CENTER - TYRONE			16	100%	16
UNIVERSITY HOSPITAL UC HEALTH		11	5	31%	16
INTERNAL MEDICINE ASSOCIATES & SPECIALTIES INC		15	1	6%	16
MEDEXPRESS URGENT CARE - BENTON HARBOR		14	1	7%	15
WELLMED AT PORT ST LUCIE WEST		10	5	33%	15
CVS NC187POCT CHARLOTTE		14	1	7%	15
HIRAM COLLEGE HEALTH CENTER (ABBOTT)		13	2	13%	15
EASTLAKE PEDIATRICS - TRINITY		15			15
WESTERN NEW YORK IMMEDIATE MEDICAL CAR		13	2	13%	15
DELIVER MY MEDS CORP		15			15
LAKE CO SCHOOLS EMPLOYEE HEALTH & WELLNESS CENTER	1	11	3	20%	15
MINUTECLINIC, LLC, DBA MINUTECLINIC #2		13	2	13%	15
LIFE'S SPECIAL MOMENTS INC		15			15
CVS TN2179POCT MURFREESBORO		14	1	7%	15
CVS NY491POCT JACKSON HEIGHTS		15			15
DIATHERIX		13	2	13%	15
ORLANDO HEALTH		2	13	87%	15
MINUTECLINIC #788		13	2	13%	15
BESSENT ROAD GROUP HOME		15			15
OAKMONTE VILLAGE OF DAVIE			15	100%	15
MEADOWCREST MOLECULAR DIAGNOSTICS, LLC			15	100%	15
MINUTECLINIC, DIAGNOSTIC OF TEXAS, LL		14	1	7%	15
OPIS ISLAND LAKE CENTER		13	2	13%	15
BROOKLYN HOSPITAL CENTER DOWNTOWN CAMPUS		15			15
WALK IN URGENT CARE			15	100%	15
GULF COAST VILLAGE HOME HEALTH INC		4	11	73%	15
FAMILY CARE			15	100%	15
SKIN WELLNESS PHYSICIANS LLC		15			15
CARDIOTHORACIC SURGERY OF HYDE PARK			15	100%	15
SOMA MEDICAL CENTER, P.A.			15	100%	15
VERO DIAGNOSTICS		14	1	7%	15
FLORIDA DEPARTMENT OF HEALTH IN HILLSBOROUGH COUNTY		1	14	93%	15
HEALTH MED HOME CARE, LLC		15			15

# COVID-19: testing by laboratory

Data through May 16, 2021 verified as of May 17, 2021 at 09:25 AM

Data in this report are provisional and subject to change.

The numbers in the table below represent the number of Florida and non-Florida residents for whom test results were received by the Department of Health. A person can be tested by more than one laboratory and can have both positive and negative results. **Therefore, the sum of the numbers in each column will be larger than the total number of people tested.**

Reporting lab	Inconclusive	Negative	Positive	Percent positive	Total
MEDEXPRESS URGENT CARE-ALTOONA		13	2	13%	15
PARROTT MEDICAL CLINIC			15	100%	15
NIGHT OWL PEDIATRICS URGENT CARE			15	100%	15
ST JOSEPH WOMENS HOSPITAL			15	100%	15
OPTIONS FOR SENIORS INC DBA PALM KREST MANOR		12	3	20%	15
FAMILY CARE CENTER OF ARLINGTON		10	5	33%	15
CVS GA2147POCT KENNESAW		11	4	27%	15
MIRACLE ALF INC		15			15
CUSTEAD CARE CENTER HAVEN HOSPICE		12	3	20%	15
MINUTECLINIC DIAGNOSTIC OF TN, PC 6438		13	2	13%	15
BAPTIST MEDICAL CENTER EAST		11	4	27%	15
MC DIAGNOSTIC OF CONNECTICUT, PC # 257		14	1	7%	15
MINUTECLINIC DIAGNOSTIC OF NEW JERSEY, LLC # 7069		15			15
MINUTECLINIC DIAGNOSTIC OF RHODE ISLAND		12	3	20%	15
LONG ISLAND JEWISH VALLEY STREAM		14	1	7%	15
GADSDEN REGIONAL MEDICAL CENTER		15			15
PATHLINE			15	100%	15
MADISON COUNTY HEALTH DEPARTMENT		8	7	47%	15
Hackensack Umc Mountainside		14	1	7%	15
CVS TX8321POCT MCKINNEY		15			15
NORTHSIDE HOSPITAL FORSYTH		13	2	13%	15
TELEVISIT MALABAR PEDIATRICS		5	10	67%	15
RICHMOND UNIVERSITY MEDICAL CENTER		12	3	20%	15
MEDI-DRUG INC		13	2	13%	15
MONTEFIORE MEDICAL CENTER LABORATORIES - WEILER		11	4	27%	15
MILTON 4707		15			15
HOLLEY-NAVARRE MEDICAL CLINIC		5	10	67%	15
HAVEN HOSPICE IN CHIEFLAND		9	6	40%	15
CVS TX7288POCT DALLAS		11	4	27%	15
BROWARD MEDICAL AND URGENT CARE		15			15
Astoria Health and Rehab		15			15
CVS HEALTH, #2043		15			15
MINUTECLINIC DIAGNOSTIC OF GEORGIA, LL		12	3	20%	15
AJU GEORGE MD PA			15	100%	15
MEDLAB ASSOCIATES LLC		15			15
PREMIER LABORATORY SERVICES, LLC		5	10	67%	15
SINAI HOSPITAL OF BALTIMORE		15			15
SARASOTA - ROBERT L TAYLOR COMMUNITY CENTER		1	14	93%	15
NORTH COUNTRY FAMILY HEALTH CENTER INC		15			15
MINUTECLINIC DIAGNOSTIC OF TN, PC 6304		12	2	14%	14
EFFINGER HEALTH, PA		14			14
LPG PRIMARY CARE AT LABELLE		12	2	14%	14
MC DIAGNOSTIC OF CONNECTICUT, PC #1043		14			14
CVS MINUTE CLINIC DIAGNOSTIC		13	1	7%	14
TAPESTRY TALLAHASSEE WALDEN		14			14
MINUTE CLINIC LLC #1909		14			14
MINUTE CLINIC OF KANSAS PA		8	6	43%	14



# COVID-19: testing by laboratory

Data through May 16, 2021 verified as of May 17, 2021 at 09:25 AM

Data in this report are provisional and subject to change.

The numbers in the table below represent the number of Florida and non-Florida residents for whom test results were received by the Department of Health. A person can be tested by more than one laboratory and can have both positive and negative results. **Therefore, the sum of the numbers in each column will be larger than the total number of people tested.**

Reporting lab	Inconclusive	Negative	Positive	Percent positive	Total
POLK CHD BARTOW		13	1	7%	14
IGENEX INC		14			14
HEALTHFIRST ADVENT HEALTH CENTRA CARE COCOA BEACH			14	100%	14
STEWART MELBOURNE HOSPITAL, INC	1		13	93%	14
ARNOT OGDEN MEDICAL CENTER LABORATORY		14			14
PHELPS HOSPITAL LABORATORY		12	2	14%	14
MINUTECLINIC, LLC #1492		14			14
QUEENS UNIVERSITY OF CHARLOTTE		14			14
CENTRAL JERSEY URGENT CARE		13	1	7%	14
Solaris Healthcare Pensacola			14	100%	14
ST CLOUD MEDICAL GROUP		12	2	14%	14
ALASKA PUBLIC HEALTH LAB		1	13	93%	14
ADVICE FOR OPTIMAL WELLNESS		11	3	21%	14
MINUTECLINIC DIAGNOSTICS OF IND, LLC		14			14
MELBOURNE FAMILY PRACTICE		12	2	14%	14
DYNAMIC HEALTH CENTERS INC		9	5	36%	14
SUNCOAST COMMUNITY HEALTH CENTERS INC		4	10	71%	14
CITY OF WEST PALM BEACH EMPLOYEE & FAMILY HEALTH		14			14
TLC FAMILY CARE HOME INC		14			14
EPIPHANY HEALTH		8	6	43%	14
MHHS All Lab Subsection		14			14
SIGMUND LABS LLC		14			14
MERCY MEDICAL CENTER		7	7	50%	14
CVS HEALTH MINUTE CLINIC		1	13	93%	14
UNIVERSITY HOSPITALS OF CLEVELAND		8	6	43%	14
MINUTE CLINIC LLC #2775		13	1	7%	14
CVS MINUTE CLINIC, LLC #22		13	1	7%	14
The Evangelical Lutheran Good Samaritan Society		14			14
FAMILY MEDICINE OF WESTON LLC		6	8	57%	14
NORTHWESTERN MEMORIAL HOSPITAL			14	100%	14
TALLAHASSEE PRIMARY CARE ASSOCIATES PA		12	2	14%	14
FG RAPID RESULTS LLC		8	6	43%	14
DOCTORS EXPRESS OF ST PETERSBURG		4	10	71%	14
PT&J REHAB - VILLAGE OF ROYAL PALM BEACH		12	2	14%	14
CVS TN5601POCT LENOIR CITY		12	2	14%	14
BRIDGE DIAGNOSTICS			14	100%	14
DIAMOND SPEEDWAY DIALYSIS		1	13	93%	14
BOCA SIMON		2	12	86%	14
CVS TN5639POCT FARRAGUT		11	3	21%	14
WELLMED AT SOUTH PARSONS		11	3	21%	14
LUCID DIAGNOSTICS LABS			14	100%	14
NEW YORK PRESBYTERIAN - LOWER MANHATTAN		14			14
MED TECH SERVICES OF PALM BEACH INC		14			14
MEDEXPRESS URGENT CARE - PANTOPS		12	2	14%	14
HORIZON MEDICAL GROUP		12	2	14%	14
METHODIST MEDICAL CENTER		11	3	21%	14
ACCESS HOME HEALTH OF FLORIDA LLC		14			14

# COVID-19: testing by laboratory

Data through May 16, 2021 verified as of May 17, 2021 at 09:25 AM

Data in this report are provisional and subject to change.

The numbers in the table below represent the number of Florida and non-Florida residents for whom test results were received by the Department of Health. A person can be tested by more than one laboratory and can have both positive and negative results. **Therefore, the sum of the numbers in each column will be larger than the total number of people tested.**

Reporting lab	Inconclusive	Negative	Positive	Percent positive	Total
CVS CA9113POCT CHULA VISTA		14			14
SOUTHEASTERN LABORATORY			14	100%	14
MEDLABS DIAGNOSTICS		11	3	21%	14
RIVERSIDE COTTAGES AT THE SHORES, LLC			14	100%	14
CVS PA6902POCT BRYN MAWR		12	2	14%	14
MINUTECLINIC DIAGNOSTIC OF NORTH CAROLINA, PC		13	1	7%	14
DESOTO HEALTH AND REHAB LLC		9	5	36%	14
MY WELLNESS EXPRESS			14	100%	14
MINUTECLINIC DIANOSTIC OF VIRGINIA, LL		13	1	7%	14
PIEDMONT ATHENS REGIONAL MEDICAL		12	2	14%	14
LEE COMMUNITY HEALTHCARE INC DUNBAR		12	2	14%	14
FAMILY PRACTICE ON THE GO		6	8	57%	14
SOUTHEASTERN UNIVERSITY INC		14			14
DYNAMIC DNA LAB		1	13	93%	14
SUMMIT ATLANTIC SURGERY CENTER		14			14
HAVEN HOSPICE			14	100%	14
MINUTE CLINIC DIAGNOSTIC OF NORTH CAROLINA		13	1	7%	14
MINUTECLINIC DIAGNOSTIC OF TN, PC 4992		14			14
BAPTIST HEALTH			14	100%	14
ADVENTIST HEALTH SYSTEM FLORIDA DEPT OF HEALTH		9	5	36%	14
MINUTE-CLINIC DIAGNOSTIC OF VIRGINIA, LLC		14			14
MEDEXPRESS URGENT CARE - SALEM		9	4	31%	13
FLORIDA STATE HOSPITAL			13	100%	13
NATIONAL GENETICS INST LABCORP		4	9	69%	13
CVS NC7213POCT MATTHEWS		10	3	23%	13
MINUTE CLINIC DIAGNOSTIC OF VIRGINIA, LLC #1905		13			13
RUSSELL MEDICAL CENTER		12	1	8%	13
CAPE CORAL URGENT CARE		9	4	31%	13
ROCKLEDGE		3	10	77%	13
EAR NOSE AND THROAT ASSOCIATES OF MANATEE, P.A.		10	3	23%	13
DEVEREUX FLORIDA CHILDRENS CENTER			13	100%	13
GULF COAST MEDICAL GROUP		5	8	62%	13
MINUTECLINIC, LLC, MINUTECLINIC #7637		11	2	15%	13
MOODY MANOR		13			13
SAMARITAN MEDICAL CENTER		13			13
AFC URGENT CARE - CEDAR GROVE		11	2	15%	13
MINUTECLINIC, LLC #4682		8	5	38%	13
WALGREENS # 03608		9	4	31%	13
ALL 4 KIDZ PEDIATRICS		9	4	31%	13
VALDOSTA FAMILY MEDICINE		1	12	92%	13
MEDEXPRESS URGENT CARE - CHRISTIANBURG		9	4	31%	13
MINUTECLINIC LLC # 3401		13			13
CVS MINUTE CLINIC DIAGNOSTIC MED GRP OF SAN		11	2	15%	13
MAINSTREET FAMILY SELECT		1	12	92%	13
CONSULATE HEALTH CARE OF PENSACOLA			13	100%	13
BARRANCO CLINIC,THE	3	9	1	8%	13
ORCHID COVE		3	10	77%	13

# COVID-19: testing by laboratory

Data through May 16, 2021 verified as of May 17, 2021 at 09:25 AM

Data in this report are provisional and subject to change.

The numbers in the table below represent the number of Florida and non-Florida residents for whom test results were received by the Department of Health. A person can be tested by more than one laboratory and can have both positive and negative results. **Therefore, the sum of the numbers in each column will be larger than the total number of people tested.**

Reporting lab	Inconclusive	Negative	Positive	Percent positive	Total
CVS GA3766POCT DACULA		11	2	15%	13
MEDEXPRESS URGENT CARE MONACA		13			13
THE PLAZA AT PARKSQUARE		13			13
Signature Healthcare of Savannah		13			13
VILLA OF KINGS AND QUEENS OF DELRAY		13			13
CVS MA6505POCT NEWTON		13			13
CVS MINUTE CLINIC DIAGNOSTIC PA #3060		11	2	15%	13
SOMA MEDICAL CENTER PA #4			13	100%	13
ORMOND MEDICAL ARTS		3	10	77%	13
BROOKDALE DELAND			13	100%	13
ALBION COLLEGE (ABBOTT)		13			13
NORTHEAST PEDIATRICS			13	100%	13
RED MOUNTAIN DIAGNOSTICS		13			13
VA Primary Care Clinic at Meharry		12	1	8%	13
MINUTECLINIC DIAGNOSTIC OF TN PC #386		12	1	8%	13
COMPASS URGENT CARE		8	5	38%	13
ST CLOUD COMPOUNDING PHARMACY & WELLNESS CENTER		12	1	8%	13
MINUTECLINIC, LLC #244		12	1	8%	13
MINUTECLINIC LLC (1435)		12	1	8%	13
HARBOR CHASE OF JACKSONVILLE			13	100%	13
MINUTE CLINIC DIAGNOSTIC OF SC, LLC #42		12	1	8%	13
CVS PA1671POCT LANCASTER		13			13
CVS MINUTE CLINIC DIAGNOSTIC OF TN #3293		12	1	8%	13
RDX BIOSCIENCE INC		10	3	23%	13
AVALON MEDICAL WALK IN CLINIC			13	100%	13
MEDHELP LAKESHORE PC		11	2	15%	13
CAN COMMUNITY HEALTH, INC		11	2	15%	13
MEYER PEDIATRICS CHTD		11	2	15%	13
MINUTE CLINIC LLC #0169		11	2	15%	13
URGENT MEDICAL CENTER INC		5	8	62%	13
CVS TX8387POCT AUSTIN		13			13
EAST GEORGIA REGIONAL MEDICAL CENTER		12	1	8%	13
CORAL LANDING ASSISTED LIVING		11	2	15%	13
SOUTHEAST FAMILY HEALTHCARE CENTER			13	100%	13
MINUTECLINIC, LLC, DBA MINUTECLINIC #6106		11	2	15%	13
ADVENTHEALTH MEDICAL GROUP INTERNAL MEDICINE		10	3	23%	13
CLEVELAND TENNESSEE HOSPITAL COMPANY		11	2	15%	13
LANE PEDIATRICS PA		1	12	92%	13
ESCAMBIA COMMUNITY CLINIC		2	11	85%	13
PHASE2 LABS	2	9	2	15%	13
MINUTECLINIC DIAGNOSTIC OF ILLINOIS		11	2	15%	13
CROSS CARE CENTER			13	100%	13
MINUTE CLINIC, LLC #4650		11	2	15%	13
MINUTECLINIC MINUTECLINIC #8505		11	2	15%	13
PARKWEST MEDICAL CENTER		11	2	15%	13
IN-OFFICE LAB		12	1	8%	13
GLENBROOKE AT PALM BAY			13	100%	13

# COVID-19: testing by laboratory

Data through May 16, 2021 verified as of May 17, 2021 at 09:25 AM

Data in this report are provisional and subject to change.

The numbers in the table below represent the number of Florida and non-Florida residents for whom test results were received by the Department of Health. A person can be tested by more than one laboratory and can have both positive and negative results. **Therefore, the sum of the numbers in each column will be larger than the total number of people tested.**

Reporting lab	Inconclusive	Negative	Positive	Percent positive	Total
MEDEXPRESS URGENT CARE-LATROBE		12	1	8%	13
Sunnyside Care Center		13			13
MISSOURI DEPARTMENT OF HEALTH AND SENIOR SERVICES			13	100%	13
CVS TX8351POCT BEAUMONT		11	2	15%	13
CVS OH3301POCT WOODMERE		13			13
LAKELAND REGIONAL HEALTH GRASSLANDS		12	1	8%	13
CURATIVE		1	12	92%	13
WORLD WRESTLING ENTERTAINMENT			13	100%	13
SANDGATE GARDENS REHAB & NURSING CENTER		3	10	77%	13
CLINICAL LABORATORY SERVICES			13	100%	13
SHELBY COUNTY HEALTH CARE CORPORATION		10	3	23%	13
WANTAGH URGENT CARE		10	3	23%	13
AVENTURA HOSPITAL AND MEDICAL CENTER			13	100%	13
OPTUM PRIMARY CARE		2	11	85%	13
FAMILY MEDICINE AT LONGWOOD			12	100%	12
THOMAS JEFFERSON UNIVERSITY HOSPITAL		4	8	67%	12
Westchester General Hospital			12	100%	12
GENESIS		8	4	33%	12
COLISEUM MED CTR LLC/COLISEUM MED CTRS		9	3	25%	12
LIFE CARE OF PORT SAINT LUCIE		3	9	75%	12
PANCARE HEALTH - WEWA ELEMENTARY			12	100%	12
TMH PHYSICIAN PARTNERS - MONTICELLO		10	2	17%	12
MEDEXPRESS URGENT CARE - MAPLE DRIVE		11	1	8%	12
DOCTORS HOSPITAL LAB MEDICAL OFFICE BUILDING			12	100%	12
ORLANDO FAMILY MEDICAL INC		12			12
Maury Regional Hospital		6	6	50%	12
GULF COAST REGIONAL BLOOD CENTER			12	100%	12
APPLE DIAGNOSTICS LAB		5	7	58%	12
GEORGE W FERGUSON MD-CONCIERGE MEDICAL SERVICES PL		11	1	8%	12
CARE FAST MURABELLA		7	5	42%	12
SUWANNEE COUNTY JAIL		11	1	8%	12
SENIOR HOME CARE INC		12			12
LEON CHD		12			12
WINKLER COURT		10	2	17%	12
MINUTECLINIC DIAGNOSTIC OF VIRGINIA, LLC #255		12			12
FHCP-PORT ORANGE		3	9	75%	12
FLORIDA DEPARTMENT OF HEALTH WASHINGTON COUNTY		7	5	42%	12
HNL LAB MEDICINE		9	3	25%	12
MEDPRO URGENT CARE CENTER INC		12			12
LONGWOOD PEDIATRICS LLC			12	100%	12
ACADIAN DIAGNOSTIC LABORATORIES		8	4	33%	12
MEDEXPRESS URGENT CARE - MONROE		12			12
SAMARITAN HOSPITAL LABORATORY		11	1	8%	12
Lady Lake Specialty Care			12	100%	12
MI2297090CV HOLLAND-23D2189684		12			12
URGENT TEAM MANAGEMENT OF TENNESSEE		10	2	17%	12
GLEN OAKS HEALTH AND REHABILITATION CENTER			12	100%	12

# COVID-19: testing by laboratory

Data through May 16, 2021 verified as of May 17, 2021 at 09:25 AM

Data in this report are provisional and subject to change.

The numbers in the table below represent the number of Florida and non-Florida residents for whom test results were received by the Department of Health. A person can be tested by more than one laboratory and can have both positive and negative results. **Therefore, the sum of the numbers in each column will be larger than the total number of people tested.**

Reporting lab	Inconclusive	Negative	Positive	Percent positive	Total
MERIDIAN AT WATERWAYS, THE		10	2	17%	12
Highland Pines Health and Rehab		11	1	8%	12
PASSPORT HEALTH			12	100%	12
MINUTECLINIC DIAGNOSTIC OF MINNESOTA		11	1	8%	12
HEWLETT URGENT CARE, PLLC		12			12
MINUTE CLINIC LLC #10203		9	3	25%	12
DEPARTMENT OF PUBLIC HEALTH		12			12
COLLIER COUNTY HEALTH DEPT.		7	5	42%	12
MERCY HEALTH—MUSKEGON		7	5	42%	12
BROOKDALE CITRUS			12	100%	12
MINUTECLINIC #8760		12			12
MC DIAGNOSTIC OF CONNECTICUT, PC #114		12			12
VITALANT		1	11	92%	12
ST PETER'S UNIVERSITY HOSPITAL		9	3	25%	12
AMERICAN HOUSE FORT MYERS		12			12
UNIVERSITY OF MIAMI MILLER SCHOOL OF MEDICINE			12	100%	12
THE POTTER'S HOUSE AT CANNON POINT		12			12
TRANSPLANT GENOMICS INC (EUROFINS)		12			12
CVS MA594POCT FALMOUTH		11	1	8%	12
BROWARD DIALYSIS			12	100%	12
ACCENTCARE		12			12
FAMILY PRACTICE OF DAVIE INC			12	100%	12
CVS MINUTE CLINIC DIAGNOSTIC OF TEXAS,LLC		10	2	17%	12
CULVER-STOCKTON COLLEGE		10	2	17%	12
SUMTER COUNTY HEALTH DEPARTMENT		7	5	42%	12
Rosewood Healthcare and Rehabilitation Center		5	7	58%	12
MEDEXPRESS URGENT CARE - FORT WORTH S		10	2	17%	12
HEART OF FLORIDA HEALTH CENTER INC		4	8	67%	12
BRITO MEDICAL CENTER		10	2	17%	12
BAYONET POINT HOSPITAL			12	100%	12
MINUTECLINIC, LLC, DBA MINUTECLINIC #4		11	1	8%	12
MEDEXPRESS URGENT CARE CHARLESTON		8	4	33%	12
MINUTECLINIC DIAGNOSTIC OF MAINE, LLC		10	2	17%	12
FAMILY MEDICINE AT HUNTERS CREEK		12			12
MINUTECLINIC 7196		11	1	8%	12
OHIO STATE UNIVERSITY MEDICAL CENTER			12	100%	12
CVS SC7556POCT WEST COLUMBIA		11	1	8%	12
WOODLAND TOWERS		6	6	50%	12
BENSONHURST URGENT CARE		11	1	8%	12
MEDEXPRESS URGENT CARE - BEECH GROVE		11	1	8%	12
NAPLES GREEN VILLAGE		12			12
QHG OF ENTERPRISE INC (DBA MEDICAL CTR)		12			12
VERITAS RESEARCH CORP			12	100%	12
MONROE COUNTY HOSPITAL		9	3	25%	12
VILLA HEALTH NH LLC		10	2	17%	12
MINUTE CLINIC LLC # 2033		10	2	17%	12
JOHN W NORRIS III MD PA	1		11	92%	12

# COVID-19: testing by laboratory

Data through May 16, 2021 verified as of May 17, 2021 at 09:25 AM

Data in this report are provisional and subject to change.

The numbers in the table below represent the number of Florida and non-Florida residents for whom test results were received by the Department of Health. A person can be tested by more than one laboratory and can have both positive and negative results. **Therefore, the sum of the numbers in each column will be larger than the total number of people tested.**

Reporting lab	Inconclusive	Negative	Positive	Percent positive	Total
CARENOW URGENT CARE-HERMITAGE		8	4	33%	12
FAMILY HEALTH CENTER AT PORT ST JOHN		4	8	67%	12
MINUTECLINIC DIAGNOSTIC OF NEW JERSEY,		11	1	8%	12
MINUTECLINIC DIAGNOSTIC OF TN PC #240		10	2	17%	12
FLORIDA DEPT OF HEALTH		4	8	67%	12
PUTNAM COUNTY HEALTH DEPARTMENT		12			12
LAB UNKNOWN		1	11	92%	12
CARLOS PORTU MD, PLLC			12	100%	12
ADVENTHEALTH MEDICAL GROUP CARE CLINIC AT		8	4	33%	12
CVS NY549POCT RIDGEWOOD		9	3	25%	12
VIBRANT AMERICA		10	2	17%	12
PALM BEACH PATHOLOGY		9	3	25%	12
COLLIER HMA PHYSICIAN MANAGEMENT, LLC		2	10	83%	12
WALGREEN #6538		12			12
MINUTECLINIC DIAGNOSTIC OF TN PC #5671		8	4	33%	12
IREPERTOIRE_MOL_LAB		12			12
CARROLL GARDENS URGENT CARE		12			12
MINUTECLINIC DIAGNOSTIC OF PA, LLC (1036)		10	2	17%	12
BLOOMINGDALE PEDIATRIC ASSOCIATES PA			12	100%	12
CVS SC2736POCT MURRELLS INLET		9	3	25%	12
BETH ISRAEL MEDICAL CENTER LABS		11	1	8%	12
CFS WELLNESS AND MED SPA LLC			12	100%	12
ST. PETERSBURG PEDIATRICS			12	100%	12
UNIVERSITY MEDICAL CENTER		8	3	27%	11
THE TERRACE OF SAINT CLOUD		9	2	18%	11
PINELLAS COUNTY HEALTH DEPARTMENT		2	9	82%	11
MINUTECLINIC LLC #5010		9	2	18%	11
CVS MD2956POCT NEW MARKET		10	1	9%	11
RIVERVIEW REGIONAL MEDICAL CENTER		9	2	18%	11
MINUTE-CLINIC DIAGNOSTIC OF VIRGINIA,		10	1	9%	11
EXPRESS TEST			11	100%	11
CARENOW URGENT CARE-GREEN HILLS		10	1	9%	11
AIM LABORATORIES			11	100%	11
AZALEA HEALTH		2	9	82%	11
PRIME MEDICAL CARE, LLC		11			11
BIOTECH CLINICAL LABORATORIES, INC.		1	10	91%	11
TROPICANA		5	6	55%	11
CVS SC4286POCT EASLEY		5	6	55%	11
APPALACHIAN REGIONAL HEALTHCARE SYSTEM		10	1	9%	11
MONROE COUNTY FIRE RESCUE		10	1	9%	11
ST VINCENT'S ST CLAIR		8	3	27%	11
CREATIVE TESTING SOLUTIONS		4	7	64%	11
KIDSVILLE PEDIATRICS			11	100%	11
LAKELAND VOLUNTEERS IN MEDICINE INC		9	2	18%	11
SEMINOLE COUNTY CORRECTIONAL FACILITY		1	10	91%	11
45TH 1		11			11
BAYSIDE URGENT CARE CENTER INC		1	10	91%	11

# COVID-19: testing by laboratory

Data through May 16, 2021 verified as of May 17, 2021 at 09:25 AM

Data in this report are provisional and subject to change.

The numbers in the table below represent the number of Florida and non-Florida residents for whom test results were received by the Department of Health. A person can be tested by more than one laboratory and can have both positive and negative results. **Therefore, the sum of the numbers in each column will be larger than the total number of people tested.**

Reporting lab	Inconclusive	Negative	Positive	Percent positive	Total
MEDICAL ASSOCIATES OF ENGLEWOOD PC		10	1	9%	11
ELITE HOME HEALTH SERVICES		11			11
ORLANDO HEALTH PHYSICIAN ASSOCIATES		4	7	64%	11
ILLINOIS DEPT OF PUBLIC HEALTH LAB - SPRINGFIELD			11	100%	11
TRIDENT BIOMETRICS		10	1	9%	11
VITAS HEALTH INC		5	6	55%	11
CARINGTON MANOR		11			11
FRESENIUS KIDNEY CARE DUNEDIN			11	100%	11
CVS M08590POCT KANSAS CITY		7	4	36%	11
STUYVESANT URGENT CARE		11			11
CROSSROADS URGENT CARE, PLLC		11			11
STPET		9	2	18%	11
CVS SC7334POCT LEXINGTON		10	1	9%	11
CVS CT2210POCT RIVERSIDE		11			11
URGENT CARE OF LONGWOOD		1	10	91%	11
CVS NC7051POCT WAKE FOREST		11			11
CVS CA9165POCT SAN DIEGO		11			11
JBSA-SAM HOUSTON			11	100%	11
UNIVERSITY CENTRA CARE		10	1	9%	11
CLAYMED OF NORTH FLORIDA			11	100%	11
HEALTH NETWORK LABORATORIES		7	4	36%	11
USCG ABBOTT BINAXNOW		6	5	45%	11
CVS TX7827POCT ROUND ROCK		11			11
MINUTECLINIC DIAG OF IND, LLC #2387		9	2	18%	11
NIGHT LITE PEDIATRICS CENTER, LLC		1	10	91%	11
MINUTECLINIC, LLC #1470		10	1	9%	11
METHODIST HOSPITAL			11	100%	11
MICHIGAN DEPARTMENT OF COMMUNITY HEALTH		1	10	91%	11
PRIMECARE ACQUISITION FAMILY PRACTICE INC		11			11
NEW HAMPSHIRE DEPARTMENT OF HEALTH AND HUMAN SERVICES		3	8	73%	11
URGENT TEAM - HUNTSVILLE		9	2	18%	11
CVS GA2236POCT WOODSTOCK		11			11
LUXOR SCIENTIFIC LLC		1	10	91%	11
DMH STEINHATCHEE FAMILY MEDICINE		8	3	27%	11
CAREATC NEXTERA HEALTH CENTER / GO			11	100%	11
ONEIDA HEALTHCARE CENTER		9	2	18%	11
BERRYHILL MANOR		11			11
TELEVISIT PALM BAY FAMILY PRACTICE		9	2	18%	11
WALK IN MEDICAL URGENT CARE PC		11			11
IMMACULATE HOUSE AT COUNTRYSIDE		11			11
MINUTECLINIC DIAGNOSTIC OF SC, LLC #7		9	2	18%	11
MEDEXPRESS URGENT CARE PARKERSBURG		9	2	18%	11
CARENOW URGENT CARE-MT JULIET		8	3	27%	11
MEDEXPRESS URGENT CARE - WINCHESTER GATEWAY		9	2	18%	11
MINUTECLINIC DIAGNOSTIC OF RHODE ISLAN		11			11
WALK-IN MEDICAL CARE			11	100%	11
NASCAR EVENT MANAGEMENT, LLC		11			11

# COVID-19: testing by laboratory

Data through May 16, 2021 verified as of May 17, 2021 at 09:25 AM

Data in this report are provisional and subject to change.

The numbers in the table below represent the number of Florida and non-Florida residents for whom test results were received by the Department of Health. A person can be tested by more than one laboratory and can have both positive and negative results. **Therefore, the sum of the numbers in each column will be larger than the total number of people tested.**

Reporting lab	Inconclusive	Negative	Positive	Percent positive	Total
SEACOAST PATHOLOGY PROFESSIONAL ASSOC		10	1	9%	11
THE MARY IMOGENE BASSETT HOSPITAL		11			11
ATHENS VETERINARY DIAGNOSTIC LABORATOR		11			11
CVS PA233POCT NEWTOWN SQUARE		11			11
WINTER PARK CARE AND REHABILITATION			11	100%	11
ALL CHILDREN'S HOSPITAL DEPT OF GENERAL PEDIATRICS			11	100%	11
GENOPTIX MEDICAL LABORATORY		10	1	9%	11
NHC HealthCare Anniston		11			11
WATSON HEALTHCARE		8	3	27%	11
MEDICAL CENTER AFFILIATES WEST PALM			11	100%	11
VIRTUA WEST JERSEY HOSPITAL VOORHEES		9	2	18%	11
PHYSICIANS REGIONAL MEDICAL CTR - COLLIER BLVD			11	100%	11
NORTH OKALOOSA PHYSICIAN GROUP		10	1	9%	11
URGENT CARE CENTER AT PINNACLE		4	7	64%	11
UMHC/SYLVESTER AT KENDALL		1	10	91%	11
BOCA RATON REGIONAL HOSPITAL LAB			11	100%	11
SEMORAN FAMILY HEALTH LLC		10	1	9%	11
CUMBERLAND HEIGHTS		11			11
MOUNT DORA PEDIATRICS		9	2	18%	11
CVS NC2313POCT RALEIGH		9	2	18%	11
UF HEALTH		1	10	91%	11
REDMED CLINIC OF ARLINGTON		10	1	9%	11
CHARLOTTE COUNTY HEALTH DEPARTMENT	1	5	5	45%	11
NORTH PINELLAS CHILDRENS MEDICAL CENTER INC			11	100%	11
ASSOCIATES MD CYPRESS CREEK			11	100%	11
GUIDANCE / CARE CENTER, INC		11			11
ALCOVE ASSISTED LIVING FACILITY		11			11
St. Annes Nursing Center, St. Annes Residence, Inc.		11			11
ASSOCIATES IN MEDICINE		7	4	36%	11
CHELSEA NYC LAB		11			11
COMMUNITY MEDICAL AND DENTAL CARE INC		11			11
MINUTE CLINIC LLC #4017		11			11
MINUTECLINIC DIAGNOSTIC OF SC, LLC #4		11			11
NIGHT LITE PEDIATRICS CENTER		1	10	91%	11
FLORIDA CLINICAL LAB		1	9	90%	10
SAVANNAH MANOR ASSISTED LIVING COMMUNITY			10	100%	10
ALBANY MEDICAL CENTER		9	1	10%	10
CVS TX7151POCT HUMBLE		9	1	10%	10
LEHIGH REGIONAL MEDICAL CENTER LABORATORY		4	6	60%	10
ENCOMPASS HEALTH REHABILITATION HOSPI		10			10
MINUTECLINIC DIAGNOSTIC OF NORTH CAROLINA PC #7054		7	3	30%	10
EXCEL URGENT CARE OF PARAMUS LLC		10			10
ALABAMA DEPARTMENT OF PUBLIC HEALTH		1	9	90%	10
FHPG_EXP CARE W HILLSBOROUGH		1	9	90%	10
WHEELER LABORATORY		9	1	10%	10
DAU ORTHODONTICS		9	1	10%	10
SUPERIOR RESIDENCES OF CLERMONT		2	8	80%	10



# COVID-19: testing by laboratory

Data through May 16, 2021 verified as of May 17, 2021 at 09:25 AM

Data in this report are provisional and subject to change.

The numbers in the table below represent the number of Florida and non-Florida residents for whom test results were received by the Department of Health. A person can be tested by more than one laboratory and can have both positive and negative results. **Therefore, the sum of the numbers in each column will be larger than the total number of people tested.**

Reporting lab	Inconclusive	Negative	Positive	Percent positive	Total
CREATIVE PHARMACY SOLUTIONS EAST		10			10
KEY TRAINING CENTER			10	100%	10
HIGH TOWER ALF LLC		9	1	10%	10
EMORY JOHNS CREEK HOSPITAL		10			10
PLYMOUTH HARBOR INCORPORATED		9	1	10%	10
RPC@HODGES		2	8	80%	10
DOH-TAMPA BRANCH LABORATORY (MLK BLVD)		4	6	60%	10
GLADES COUNTY DETENTION CENTER		1	9	90%	10
MEDICAL LABORATORY DIAGNOSTICS			10	100%	10
MEDEXPRESS URGENT CARE - FAYETTEVILLE		8	2	20%	10
WILLIAMSBURGH CHAI CARE		9	1	10%	10
Avalon Healthcare and Rehabilitation Center			10	100%	10
SARASOTA PERSONAL MEDICINE		7	3	30%	10
DEPARTMENT OF HEALTH AND HUMAN SERVICES LANSING			10	100%	10
DES PLAINES CLINICAL LAB		3	7	70%	10
MINUTE CLINIC, LLC #1434		9	1	10%	10
MINUTECLINIC, LLC #09202		8	2	20%	10
EMERGENCY MEDICAL CENTER		4	6	60%	10
CARESOUTH HHA HOLDINGS OF THE BAY AREA LLC		10			10
Chestnut Park Rehabilitation and Nursing Center		10			10
CVS NJ617POCT CEDAR GROVE		9	1	10%	10
BELLE GLADES HEALTH CLINIC			10	100%	10
CVS IL8751POCT CHICAGO		10			10
VASCONCELLO COHEN MD PA		9	1	10%	10
WELLSTAR WEST GEORGIA MEDICAL CENTER		9	1	10%	10
CARENOW URGENT CARE - EAST NASHVILLE		8	2	20%	10
ACCESS PHARMACY		10			10
ORLANDO MEDICAL CENTER PL		1	9	90%	10
ISLAND COAST PEDIATRICS IN-HOUSE LAB		10			10
WALGREENS - STORE #9479		8	2	20%	10
PALM BEACH CDH - DELRAY BEACH			10	100%	10
ELEMENT PRIMARY CARE LLC		9	1	10%	10
COMMUNITY HEALTH CENTER		2	8	80%	10
MAINSTREET FAMILY CARE			10	100%	10
KEY WEST URGENT CARE, INC		3	7	70%	10
ALABAMA MEDICAL GROUP		10			10
MINUTE CLINIC DIAG OF IND LLC #8674		10			10
COLLIER BLVD HMA PHYSICIAN MANAGEMENT,, LLC			10	100%	10
VILLAGE PLACE HEALTH AND REHAB		9	1	10%	10
KR AT COLLEGE HARBOR		10			10
MINUTE CLINIC INCORPORATE		10			10
CVS DC1340POCT WASHINGTON		10			10
GO PATH LABORATORIES			10	100%	10
PRORENATA LABS		2	8	80%	10
OKLAHOMA STATE DEPARTMENT OF HEALTH-PUBLIC HEALTH LABORATORY			10	100%	10
WALGREENS #07589		9	1	10%	10
CHRISTUS ST VINCENT LABORATORY - ZIA		10			10

# COVID-19: testing by laboratory

Data through May 16, 2021 verified as of May 17, 2021 at 09:25 AM

Data in this report are provisional and subject to change.

The numbers in the table below represent the number of Florida and non-Florida residents for whom test results were received by the Department of Health. A person can be tested by more than one laboratory and can have both positive and negative results. **Therefore, the sum of the numbers in each column will be larger than the total number of people tested.**

Reporting lab	Inconclusive	Negative	Positive	Percent positive	Total
BROWARD HEALTH CARE			10	100%	10
ELLIS HOSPITAL LABORATORY		9	1	10%	10
Centrastate Medical Center		9	1	10%	10
MONTEFIORE MEDICAL CENTER LABORATORIES - NORTH		10			10
NATURE COAST REGIONAL MEDICAL CENTER		1	9	90%	10
WALGREENS #10972	1	9			10
MINUTECLINIC DIAGNOSTIC OF OHIO #4401		10			10
WEST DADE PEDIATRICS			10	100%	10
NYU WINTHROP LABORATORY		10			10
ST JOSEPH'S HOSPITAL NORTH LABORATORY			10	100%	10
MOLECULAR PATHOLOGY LABORATORY			10	100%	10
BROOKDALE PANAMA CITY		9	1	10%	10
MAINE DEPARTMENT OF HEALTH AND HUMAN SERVICES			10	100%	10
VETERNANS ADMINISTRATION			10	100%	10
PALMS WEST HOSPITAL			10	100%	10
GILCHRIST COUNTY FIRE DEPARTMENT		4	6	60%	10
PANCARE HEALTH - VERNON ELEMENTARY			10	100%	10
VENICE GREEN VILLAGE		3	7	70%	10
MOSOLF PEDIATRICS			10	100%	10
PBC PREMIER FAMILY HEALTH			10	100%	10
MEDEXPRESS URGENT CARE - WASHINGTON		8	2	20%	10
ANY LAB TEST NOW INC			10	100%	10
IU HEALTH PATHOLOGY		1	9	90%	10
DOMINICAN COLLEGE STUDENT HEALTH CENTE		8	2	20%	10
CHILDREN'S HEALTHCARE OF ATLANTA/EGLESTON		10			10
NEW JERSEY DEPARTMENT OF HEALTH COMMUNICABLE DISEASE SERVICE		3	7	70%	10
CHEMISYS LABORATORIES		2	8	80%	10
HCR MANORCARE		10			10
CBC LAB		3	7	70%	10
JOHN T MATHER MEMORIAL HOSPITAL LABORATORY		9	1	10%	10
TENNESSEE DEPARTMENT OF HEALTH (TDH) - CENTRAL LABORATORY		2	8	80%	10
LONG ISLAND JEWISH FOREST HILLS HOSPITAL		10			10
ILLINOIS DEPARTMENT OF PUBLIC HEALTH		2	8	80%	10
JOHNS HOPKINS ALL CHILDRENS			10	100%	10
MED + URGENT MEDICAL CARE SERVICES		10			10
CVS CT1123POCT SOUTHURY		10			10
CORONA PATHOLOGY		10			10
LAWRENCE TECHNOLOGICAL UNIVERSITY		10			10
BETTER AT HOME		10			10
MINUTECLINIC DIAGNOSTIC OF OHIO #3407		9	1	10%	10
SOUTH FLORIDA ENT ASSOCIATES, INC			10	100%	10
JACKSON CLINIC PA,THE		6	4	40%	10
NOT INDICATED		1	9	90%	10
PEACE OF MIND REHAB CENTER		10			10
EXPRESS CARE OF TAMPA BAY		7	3	30%	10
SOUTHEASTERN PEDIATRIC ASSOCIATES			10	100%	10
CVS PHARMACY #8800		8	2	20%	10

# COVID-19: testing by laboratory

Data through May 16, 2021 verified as of May 17, 2021 at 09:25 AM

Data in this report are provisional and subject to change.

The numbers in the table below represent the number of Florida and non-Florida residents for whom test results were received by the Department of Health. A person can be tested by more than one laboratory and can have both positive and negative results. **Therefore, the sum of the numbers in each column will be larger than the total number of people tested.**

Reporting lab	Inconclusive	Negative	Positive	Percent positive	Total
MEDEXPRESS URGENT CARE-PETERS TWP		9	1	10%	10
FLEMING ISLAND CENTER FOR CLINICAL RESEARCH		10			10
MIAMI COMPREHENSIVE MEDICINE GROUP PA		4	6	60%	10
IMMUNOGENOMICS LLC		6	4	40%	10
MINUTECLINIC DIAGNOSTIC OF NORTH CAROLINA PC #5341		7	3	30%	10
CVS CT1109POCT BETHEL		10			10
ARBORS OF GULF BREEZE, THE		8	2	20%	10
CITY OF TALLAHASSEE		10			10
MEDEXPRESS URGENT CARE-KATY		7	3	30%	10
ROSEMONT GARDENS INC		9	1	10%	10
MEDEXPRESS URGENT CARE, JOHNSTOWN		9	1	10%	10
NEUROSCIENCE AND SPINE ASSOCIATES, PL		8	2	20%	10
VETERANS AFFAIRS MEDICAL CENTER - OUTPATIENT			10	100%	10
ARCHBOLD MEMORIAL HOSPITAL/LAB		3	7	70%	10
BEAUMONT LABORATORY			10	100%	10
NORTON HEALTHCARE			10	100%	10
CELEBRATION PEDIATRICS PA			10	100%	10
CVS PHARMACY NO 274		9	1	10%	10
MEDEX REGIONAL LABORATORIES LLC		1	9	90%	10
ADVENTHEALTH ORLANDO INTERNATIONAL AIRPORT		1	9	90%	10
NORTHSIDE HOSPITAL ATLANTA		4	6	60%	10
New York Harbor Harbor HCS - Brooklyn Campus		9	1	10%	10
LAKE BALDWIN CBOC		9	1	10%	10
FLORIDA HOSPITAL WINTER PARK		7	2	22%	9
SCOTTS PHARMACY		8	1	11%	9
ORLANDO HEALTH PHYSICIAN GROUP INC		6	3	33%	9
TRINITY PEDIATRICS			9	100%	9
CVS NC3803POCT MOORESVILLE		8	1	11%	9
CENTREX CLINICAL LABS INC		9			9
PEDIATRIC HEALTH CARE ALLIANCE			9	100%	9
CVS MINUTE CLINIC DIAG OF IND LLC #5206		8	1	11%	9
WALGREENS #09475		8	1	11%	9
CALIFORNIA DEPARTMENT OF PUBLIC HEALTH		3	6	67%	9
GCPM MANUAL MICROBIOLOGY		1	8	89%	9
ST VINCENT'S CHILTON		7	2	22%	9
WINTER PARK INTERNAL MEDICINE MD PA		7	2	22%	9
MINUTECLINIC DIAG OF IND LLC #8651		8	1	11%	9
MEDEXPRESS URGENT CARE - WILLIAMSPORT		8	1	11%	9
SUNSHINE STATE DIALYSIS			9	100%	9
INSPIRED LIVING AT PALM BAY		7	2	22%	9
Consulate Health Care of Brandon		7	2	22%	9
MINUTECLINIC #2797		9			9
SUNCREST OMNI		9			9
FLORIDA MENTOR		7	2	22%	9
CVS NC5591POCT STATESVILLE		7	2	22%	9
NEMOURS CHILDREN'S PRIMARY CARE VERO BEACH			9	100%	9
MOULTRIE CREEK NURSING AND REHAB			9	100%	9

# COVID-19: testing by laboratory

Data through May 16, 2021 verified as of May 17, 2021 at 09:25 AM

Data in this report are provisional and subject to change.

The numbers in the table below represent the number of Florida and non-Florida residents for whom test results were received by the Department of Health. A person can be tested by more than one laboratory and can have both positive and negative results. **Therefore, the sum of the numbers in each column will be larger than the total number of people tested.**

Reporting lab	Inconclusive	Negative	Positive	Percent positive	Total
SKR MEDICAL ADVISORS		9			9
MILLER COUNTY HOSPITAL		9			9
VAIL VALLEY MEDICAL CENTER			9	100%	9
CVS MD1881POCT DUNKIRK		9			9
LOREY ALF		9			9
PUTNAM FAMILY CARE INC		3	6	67%	9
CVS TX10016POCT PRINCETON		9			9
MINUTECLINIC DIAG OF IND, LLC #10190		8	1	11%	9
CVS MINUTE CLINIC DIAGNOSTIC OF NEW JERSEY		9			9
MINUTE CLINIC DIAGNOSTIC OF PENNSYLVANIA		9			9
CITYMD		1	8	89%	9
BEAUMONT EMERGENCY CENTER			9	100%	9
MINUTECLINIC # 21110		7	2	22%	9
SUPREME LABORATORY			9	100%	9
ROSECASTLE			9	100%	9
MEDEXPRESS URGENT CARE - BATTLE CREEK		6	3	33%	9
STATEN ISLAND CHAI CARE		8	1	11%	9
MAGNOLIA MANOR			9	100%	9
CVS CA9963POCT SAN DIEGO		9			9
FLORIDA SCHOOL FOR THE DEAF AND THE BLIND		1	8	89%	9
RANDOLPH DIABETES AND WELLNESS		8	1	11%	9
WELLSTAR ATLANTA MEDICAL CENTER LABORA		8	1	11%	9
MOBILE RESPONSE DIAGNOSTICS LLC		8	1	11%	9
BUENA VIDA ESTATES			9	100%	9
CHILDREN'S HEALTH CENTER INC.		7	2	22%	9
JUPITER CLINIC			9	100%	9
MINUTECLINIC DIAGNOSTIC OF NEVADA #87		4	5	56%	9
WALGREENS #09304		7	2	22%	9
MIDMICHIGAN MEDICAL CENTER			9	100%	9
ST. CLOUD PHARMACY AND WELLNESS CENTER		5	4	44%	9
CORE OCCUPATIONAL RESOURCES, LLC		5	4	44%	9
MANATEE COUNTY CENTRAL JAIL		9			9
MEDERI CARETENDERS VS OF SE FL LLC DBA		8	1	11%	9
NITIN BAWA PROFESSIONAL ASSOCIATES			9	100%	9
CVS PA4077POCT BELLE VERNON		9			9
MINUTECLINIC DIAGNOSTIC OF KANSAS PA		9			9
MINUTECLINIC MINUTECLINIC #4977		5	4	44%	9
ADVENTHEALTH MEDICAL GROUP FAMILY AND INTERNAL		8	1	11%	9
CVS OH3476POCT TIPP CITY		8	1	11%	9
MEDICANA NURSING AND REHAB CENTER			9	100%	9
DEPT OF VA MEDICAL CENTER - RICHMOND		8	1	11%	9
FHPG_EXP CARE PALM HARBOR			9	100%	9
WESTCHESTER GENERAL HOSPITAL BLOOD GAS LAB			9	100%	9
NASSAU UNIVERSITY MEDICAL CENTER DEPT		8	1	11%	9
KINDRED_AIMS		9			9
CVS PA1074POCT KENNETT SQUARE		8	1	11%	9
WADSWORTH CENTER - DAVID AXELROD INSTITUTE		8	1	11%	9

# COVID-19: testing by laboratory

Data through May 16, 2021 verified as of May 17, 2021 at 09:25 AM

Data in this report are provisional and subject to change.

The numbers in the table below represent the number of Florida and non-Florida residents for whom test results were received by the Department of Health. A person can be tested by more than one laboratory and can have both positive and negative results. **Therefore, the sum of the numbers in each column will be larger than the total number of people tested.**

Reporting lab	Inconclusive	Negative	Positive	Percent positive	Total
INDIANA STATE DEPARTMENT OF HEALTH LABORATORIES			9	100%	9
CVS M08556POCT KANSAS CITY		8	1	11%	9
ORLANDO FAMILY PHYSICIANS			9	100%	9
BRENNITY AT VERO BEACH, THE			9	100%	9
MINUTECLINIC DIAGNOSTIC OF TN PC #242		6	3	33%	9
MEDEXPRESS URGENT CARE - SWANSEA, N ILLINOIS ST		8	1	11%	9
MINUTE CLINIC DIAGNOSTIC OF VIRGINIA, LLC #7543		7	2	22%	9
HEALTHY MINORS PEDIATRIC URGENT CARE		7	2	22%	9
NORTHSIDE HOSPITAL		2	7	78%	9
MEDICAL CENTER, THE		8	1	11%	9
MEDEXPRESS URGENT CARE - RICHMOND, NINE MILE RD		8	1	11%	9
MINUTECLINIC DIAGNOSTIC MED GRP OF CA		8	1	11%	9
BREVARD FAMILY WALK IN CLINIC			9	100%	9
SCHOOL OF PHARMACY AND PHARMACEUTICAL		9			9
NORTHSHORE UNIVERSITY HEALTHSYSTEM EVANSTON HOSPITAL LAB			9	100%	9
PATEL MEDICAL VENTURES		8	1	11%	9
SYNEXUS CLINICAL RESEARCH US INC		2	7	78%	9
FLORIDA CENTER FOR DERMATOLOGY LABORATORY			9	100%	9
HEALTH AND WELLNESS CENTER		1	8	89%	9
MINUTE CLINIC LLC #1448		8	1	11%	9
ACCESS CARE MEDICAL GROUP LLC		2	7	78%	9
CVS MA1852POCT MEDWAY		9			9
CVS TN7289POCT SIGNAL MOUNTAIN		9			9
PALM BAY URGENT CARE PL		1	8	89%	9
CVS MA394POCT SEEKONK		9			9
SV DIAGNOSTIC LAB			9	100%	9
BIRMINGHAM VAMC		5	4	44%	9
CHIEFLAND MEDICAL CENTER LLC			9	100%	9
WINDSOR OF GAINESVILLE		9			9
CVS NJ862POCT MARLBORO		8	1	11%	9
URGENT TEAM - NASHVILLE		8	1	11%	9
ETHOS LABORATORIES		7	2	22%	9
HARMONIOUS HOME HEALTH, LLC		9			9
CVS RI1717POCT 1 CVS DR			9	100%	9
CVS NC3319POCT CHARLOTTE		6	3	33%	9
BROOKDALE WEST MELBOURNE			9	100%	9
NORTHEAST FLORIDA HEALTH SERVICES, INC DBA FAMILY HEALTH SOURCE			9	100%	9
PRIMARY CARE SPECIALISTS OF ORLANDO		8	1	11%	9
DIXITKUMAR N MODI MD PA			9	100%	9
ENCOMPASS HOME HEALTH OF THE SOUTHEAST LLC		9			9
EAST SIDE CLINICAL LABORATORY		7	2	22%	9
MEDEXPRESS ELKINS		9			9
MEDHELP NARROWS		9			9
CVS OH2342POCT WEST CHESTER		7	2	22%	9
PONTE VEDRA PLASTIC SURGERY		9			9
OUR HOME AT BEACON HILL			9	100%	9
MODMD LABORATORY		9			9

# COVID-19: testing by laboratory

Data through May 16, 2021 verified as of May 17, 2021 at 09:25 AM

Data in this report are provisional and subject to change.

The numbers in the table below represent the number of Florida and non-Florida residents for whom test results were received by the Department of Health. A person can be tested by more than one laboratory and can have both positive and negative results. **Therefore, the sum of the numbers in each column will be larger than the total number of people tested.**

Reporting lab	Inconclusive	Negative	Positive	Percent positive	Total
PENSACOLA CLUSTER			9	100%	9
CLEARWATER PEDIATRIC CARE		1	8	89%	9
CVS MINUTE CLINIC DIAGNOSTIC OF KANSAS, PA		9			9
ALLIANCE HEALTH AND REHABILITATION CENTER		9			9
REMISE OCCUPATIONAL HEALTH SOLUTIONS INC			9	100%	9
DISCOVERY VILLAGE AT STUART		5	4	44%	9
GLEN FALLS HOSPITAL DEPARTMENT OF PATHOLOGY		8	1	11%	9
CVS PA10034POCT PITTSBURGH		9			9
MARINA ISLE ASSISTED LIVING		9			9
NORTHEAST ALABAMA REGIONAL MEDICAL CENTER		6	3	33%	9
COMPASS PROVIDENCE URGENT CARE LLLP			9	100%	9
CVS GA7064POCT STOCKBRIDGE		9			9
CVS GA2841POCT LAWRENCEVILLE		9			9
MINUTECLINIC, LLC #03268		8	1	11%	9
UHEALTH UNIVERSITY OF MIAMI			9	100%	9
CVS MA1022POCT CAMBRIDGE		9			9
UCARE			9	100%	9
BAYFRONT HEALTH ST PETERSBURG		8	1	11%	9
MINUTECLINIC #2860		6	3	33%	9
CIAN DIAGNOSTICS			9	100%	9
CAYUGA COUNTY HEALTH DEPARTMENT		8	1	11%	9
WALGREENS #03287		9			9
CHAPTERS HEALTH HOSPICE		9			9
NORTHWEST FLORIDA COMMUNITY HOSPITAL LABORATORY		8	1	11%	9
HOME CARE PHARMACY OF PALM COAST INC		9			9
WINDSOR OF SAN PABLO, THE		6	3	33%	9
MINUTE CLINIC #8979		8	1	11%	9
MEDEXPRESS URGENT CARE - STAUNTON		5	4	44%	9
HENDRY/GLADES COUNTY HEALTH DEPARTMENT		8	1	11%	9
OMNI			9	100%	9
WATERFORD AT CREEKSIDE, THE			9	100%	9
MINUTECLINIC DIAGNOSTIC OF VIRGINIA, LLC #1656		9			9
PRECISION GENETICS			9	100%	9
CVS CA9721POCT ARCADIA		9			9
Sunset Lake Health and Rehabilitation Center		8	1	11%	9
SOMA MEDICAL CENTER MD PA #7 PEDIATRICS			9	100%	9
ADVANCED RESEARCH FOR HEALTH IMPROVEMENT		6	2	25%	8
SOMA MEDICAL CENTER PA #3 GREENACRES			8	100%	8
Charles George VAMC		8			8
WALGREENS #10264		8			8
HEALTHMARK REGIONAL HOSPITAL LAB		4	4	50%	8
CVS ME329POCT PORTLAND		8			8
MINUTECLINIC DIAG OF IND, LLC #6910		8			8
Jewish Home of Rochester		8			8
CVS NC6402POCT DAVIDSON		5	3	38%	8
WELLIGENT		1	7	88%	8
The Grand at Rome Nursing and Rehabilitation		8			8

# COVID-19: testing by laboratory

Data through May 16, 2021 verified as of May 17, 2021 at 09:25 AM

Data in this report are provisional and subject to change.

The numbers in the table below represent the number of Florida and non-Florida residents for whom test results were received by the Department of Health. A person can be tested by more than one laboratory and can have both positive and negative results. **Therefore, the sum of the numbers in each column will be larger than the total number of people tested.**

Reporting lab	Inconclusive	Negative	Positive	Percent positive	Total
CVS HEALTH, #1994		6	2	25%	8
CVS CA9103POCT ESCONDIDO		8			8
OSWEGO HOSPITAL LABORATORY		7	1	13%	8
SYLVESTER AT PLANTATION LABORATORY		7	1	13%	8
ST CHARLES BEND LABORATORY		7	1	13%	8
GOLISANO CHILDREN'S HOSPITAL OF SOUTHWEST FLORIDA		6	2	25%	8
KIS URGENT CARE			8	100%	8
MINUTE-CLINIC DIAGNOSTIC OF VIRGINIA, LLC #3949		8			8
MAGNOLIA PEDIATRICS GROUP LLC			8	100%	8
MEDEXPRESS URGENT CARE MORGANTOWN		8			8
MARTHA A PRICE MD PA		3	5	63%	8
CVS MD4371POCT OCEAN CITY		8			8
ADVENTHEALTH CAR CENTER APOPKA			8	100%	8
CVS NC5532POCT SUMMERFIELD		8			8
PUTNAM COUNTY EMERGENCY RESCUE SERVICE		5	3	38%	8
LAKE PEDIATRICS			8	100%	8
CARE ATC - CITY OF BOYNTON BEACH	1	2	5	63%	8
SURGOINSVILLE PHARMACY		8			8
PM PEDIATRICS OF BAYSIDE PLLC		8			8
CVS IN3975POCT JEFFERSONVILLE		5	3	38%	8
MEDEXPRESS URGENT CARE - EAST BRUNSWICK		8			8
CVS IL8747POCT CHICAGO		8			8
UNIVERSITY OF WASHINGTON MEDICAL CENTER			8	100%	8
MINUTECLINIC DIAG OF IND LLC #1138		7	1	13%	8
CVS NJ836POCT RUNNEMEDE		8			8
VENICE REGIONAL MEDICAL CENTER			8	100%	8
CVS KY4779POCT LOUISVILLE		6	2	25%	8
WYOMING COUNTY COMMUNITY HOSPITAL LABORATORY		8			8
NOVADX		2	6	75%	8
MINUTECLINIC OF NEVADA-2955 S FT APACH		8			8
VENTURA HEALTH AND REHABILITATION CENTER		7	1	13%	8
MONROE URGENT CARE		7	1	13%	8
NORTHERN DUTCHESS HOSPITAL LABORATORY		6	2	25%	8
MEDEXPRESS URGENT CARE - CULPEPER		8			8
CVS IN6551POCT MOORESVILLE		7	1	13%	8
CVS OH3458POCT BEAVERCREEK		8			8
INVECLINIC US, LLC		8			8
DIAGNOSTIC CLINIC		7	1	13%	8
HUNTINGTON VILLAGE URGENT CARE		8			8
MEDEXPRESS URGENT CARE - IRVING		8			8
DOTHAN PEDIATRIC CLINIC			8	100%	8
PANCARE HEALTH - KATE SMITH ELEMENTARY		1	7	88%	8
DR. PHILLIPS MEDICAL WELLNESS CENTER		4	4	50%	8
TERENCE B MITCHELL MD, INC		4	4	50%	8
CVS OH2543POCT CANFIELD		5	3	38%	8
MEDEXPRESS URGENT CARE - TARENTUM		6	2	25%	8
GEISINGER MEDICAL CENTER		2	6	75%	8

# COVID-19: testing by laboratory

Data through May 16, 2021 verified as of May 17, 2021 at 09:25 AM

Data in this report are provisional and subject to change.

The numbers in the table below represent the number of Florida and non-Florida residents for whom test results were received by the Department of Health. A person can be tested by more than one laboratory and can have both positive and negative results. **Therefore, the sum of the numbers in each column will be larger than the total number of people tested.**

Reporting lab	Inconclusive	Negative	Positive	Percent positive	Total
ORMOND BEACH CENTRA CARE			8	100%	8
CAREPOINT CLINIC		5	3	38%	8
MARION OAKS ASSISTED LIVING		8			8
GENE STREET LABORATORIES, LLC		6	2	25%	8
FHMG_FM AND IM AVALON PARK		2	6	75%	8
PROVIDENCE LABORATORY SERVICES		8			8
GENEUS DIAGNOSTICS			8	100%	8
PARTNERS PHARMACY OF FLORIDA LLC		8			8
MEDEXPRESS URGENT CARE-PASADENA		8			8
LEWIS COUNTY MANOR		8			8
AFC/DOCTORS EXPRESS NORTH BERGEN		6	2	25%	8
DEPARTMENT OF HEALTH- CITRUS COUNTY		1	7	88%	8
MEDEXPRESS URGENT CARE - MIDLOTHIAN		7	1	13%	8
OHIO DEPARTMENT OF HEALTH			8	100%	8
MEDEXPRESS URGENT CARE PORT HURON		7	1	13%	8
GULF COAST PEDIATRICS OF SARASOTA PA		1	7	88%	8
MINUTECLINIC DIAGNOSTIC OF OHIO #7790		6	2	25%	8
ROBERT WOOD JOHNSON HOSPITAL		7	1	13%	8
CVS PA2582POCT SPRINGFIELD		6	2	25%	8
PIEDMONT HENRY HOSPITAL, INC		8			8
MINUTECLINIC, LLC #1796		7	1	13%	8
CVS OH6123POCT CINCINNATI		6	2	25%	8
DORAL URGENT CARE			8	100%	8
CVS CT718POCT ANSONIA		8			8
Nashville Central Laboratory		8			8
NORTHSIDE GWINNETT HOSPITAL		7	1	13%	8
CVS IN6713POCT BLOOMINGTON		8			8
MINUTECLINIC, LLC #1452		8			8
AIRCARE INTERNATIONAL		7	1	13%	8
LAB UNKNOW		6	2	25%	8
PALM BEACH COUNTY HEALTH DEPARTMENT LABORATORY			8	100%	8
SIMPLE LABORATORIES LLC		8			8
ST. JOSEPH HOSPITAL AND HEALTH CARE INC.			8	100%	8
NEW YORK PHYSICIANS LLP		8			8
EP LTC PHARMACY		6	2	25%	8
BENEVA LAKES HEALTHCARE & REHAB CENTER			8	100%	8
CVS IN8669POCT INDIANAPOLIS		7	1	13%	8
CONSULATE HEALTH CARE		7	1	13%	8
TRUSTBRIDGE			8	100%	8
Florida Clinical Laboratory		1	7	88%	8
FLORIDA DEPARTMENT OF HEALTH IN SARASOTA COUNTY		7	1	13%	8
MINUTECLINIC, LLC #03965		8			8
CVS MA507POCT LEOMINSTER		6	2	25%	8
HENDRY REGIONAL CONVENIENT CARE CENTER			8	100%	8
CVS SC2250POCT COLUMBIA		8			8
X-GENE MOLECULAR LABS		1	7	88%	8
CLAY PRIMARY & FAMILY CARE LLC			8	100%	8



# COVID-19: testing by laboratory

Data through May 16, 2021 verified as of May 17, 2021 at 09:25 AM

Data in this report are provisional and subject to change.

The numbers in the table below represent the number of Florida and non-Florida residents for whom test results were received by the Department of Health. A person can be tested by more than one laboratory and can have both positive and negative results. **Therefore, the sum of the numbers in each column will be larger than the total number of people tested.**

Reporting lab	Inconclusive	Negative	Positive	Percent positive	Total
MINUTECLINIC MINUTECLINIC #921		7	1	13%	8
COMPASSION PEDIATRIC URGENT CARE LLC		2	6	75%	8
LOVELACE MEDICAL CENTER		8			8
SARAH LAWRENCE COLLEGE HEALTH SERVICES		8			8
Woodstock Nursing and Rehabilitation Center		8			8
MEDEXPRESS URGENT CARE - CLARKSBURG		7	1	13%	8
LAKE CONWAY URGENT CARE LLC		2	6	75%	8
LIFE CARE CITRUS COUNTY			8	100%	8
NORTHDAL REHABILITATION CENTER			8	100%	8
ALLINA HEALTH - ABBOTT NORTHWESTERN HOSPITAL		5	3	38%	8
MINUTECLINIC DIAGNOSTIC OF VIRGINIA, LLC		8			8
PHOEBE PUTNEY MEMORIAL HOSPITAL		8			8
MEDEXPRESS URGENT CARE - MT LEBANON		5	3	38%	8
CVS IN6654POCT INDIANAPOLIS		7	1	13%	8
CVS NV9841POCT RENO		4	4	50%	8
DANIEL M LIBBY MD PLLC		8			8
BARTON PARKER OD PC		8			8
MINUTE CLINIC DIAGNOSTIC OF MICHIGAN PC		8			8
MINUTECLINIC DIAG OF IND, LLC #6648		6	2	25%	8
LEMOYNE COLLEGE WELLNESS CENTER FOR		8			8
FHCP-ORANGE CITY			8	100%	8
EMBRY-RIDDLE AERONAUTICAL UNIVERSITY HEALTH			8	100%	8
MEDEXPRESS URGENT CARE - HOT SPRINGS		8			8
HACKENSACK UNIV MED CTR-PATHOLOGY DEPT		8			8
MEDEXPRESS URGENT CARE - YORK		5	3	38%	8
ALLEGRO - TAMPA	1	4	3	38%	8
CAPRONA GROUP HOME		2	6	75%	8
MEDEXPRESS - WILMINGTON CONCORD PIKE		7	1	13%	8
BLOOMING GARDENS OF CARE INC		8			8
CHIEFLAND MEDICAL CENTER		1	7	88%	8
INTERNAL MEDICINE ASSOCIATES OF JACKSON HOSPITAL			8	100%	8
ST CLOUD PHYSICIAN MANAGMENT LLC		7	1	13%	8
CIGNA ONSITE HEALTH LLC		2	6	75%	8
WHITE SANDS OUTPATIENT SERVICES (WSOP SERVICES LLC)		8			8
CVS TX7825POCT FRISCO		7	1	13%	8
HARBORCHASE OF DR PHILLIPS		7	1	13%	8
Edward Hines, Jr. VA Hospital		7	1	13%	8
THE WOLFF CENTER FOR CHILD & ADOLESCENT HEALTH			8	100%	8
THE READING HOSPITAL & MEDICAL CENTER			8	100%	8
ALL CHILDREN'S HOSPITAL		1	7	88%	8
Enterprise Health and Rehabilitation Center		8			8
BEECHTREE MOLECULAR LAB LLC			8	100%	8
CVS NJ715POCT WAYNE		8			8
MEDEXPRESS URGENT CARE - STATE COLLEGE		6	2	25%	8
MINUTECLINIC, LLC #05038		8			8
HERNANDO PASCO HOSPICE INC		7	1	13%	8
PBC FOUND CARE INC			8	100%	8

# COVID-19: testing by laboratory

Data through May 16, 2021 verified as of May 17, 2021 at 09:25 AM

Data in this report are provisional and subject to change.

The numbers in the table below represent the number of Florida and non-Florida residents for whom test results were received by the Department of Health. A person can be tested by more than one laboratory and can have both positive and negative results. **Therefore, the sum of the numbers in each column will be larger than the total number of people tested.**

Reporting lab	Inconclusive	Negative	Positive	Percent positive	Total
ATLANTIC CONSOLIDATED LABORATORY		8			8
MEDEXPRESS URGENT CARE MURRYSVILLE		6	2	25%	8
ALACHUA COUNTY HEALTH DEPARTMENT		1	7	88%	8
TERRACINA LLC		2	6	75%	8
INTERNAL MEDICINE AND AESTHETICS OF NAPLES LLC		8			8
LONGWOOD FAMILY MEDICINE		2	6	75%	8
SANITAS LAUDERDALE LAKES			8	100%	8
TRUE HEALTH		5	3	38%	8
CVS PA1296POCT DREXEL HILL		6	2	25%	8
NORTHSIDE MEDICAL CENTER		8			8
APEX HOME HEALTH CARE		7	1	13%	8
BIOTECH PHARMACEUTICAL GROUP LLC			8	100%	8
MINUTECLINIC DIAGNOSTIC OF VIRGINIA, LLC #1980		6	2	25%	8
FLORIDA HEART AND VASCULAR MULTISPECIALTY GROUP		8			8
DOCTOR'S IN-HOUSE LAB/COMMUNITY HEALTH CENTERS OF PINELLAS - CLEARWATE			8	100%	8
COMPASSION PEDIATRICS		3	5	63%	8
SEA LEVEL LABS			8	100%	8
COMPREHENSIVE CLINICAL RESEARCH, LLC			8	100%	8
Baptist Village Retirement Communities		8			8
MEDEXPRESS URGENT CARE - GLENDALE		8			8
EXECUTIVE MEDICAL SERVICES		8			8
MID-HUDSON VALLEY DIVISION OF WESTCHESTER MEDICAL		8			8
PAUL GRECO MD CONCIERGE MEDICAL SERVICES PL		8			8
ST CHARLES HOSPITAL LABORATORY		8			8
DOCTOR'S IN HOUSE LAB			8	100%	8
DASCENA LABORATORY			8	100%	8
JX REF LAB			8	100%	8
TIFT REGIONAL HLTH SYSTEM, INC DBA SOU		8			8
BAPTIST OUTPATIENT			8	100%	8
Robert Wood Johnson University Hospital		6	2	25%	8
URGENT TEAM - MUSCLE SHOALS		8			8
MEDEXPRESS URGENT CARE, BUTLER		5	3	38%	8
DOH JACKSONVILLE CENTRAL LABORATORY		3	5	63%	8
FOUNTAINVIEW BY FIVE STAR QUALITY CARE		7	1	13%	8
CVS NC7057POCT SHELBY		6	2	25%	8
VERMONT DEPARTMENT OF HEALTH		1	7	88%	8
MINUTE-CLINIC DIAGNOSTIC OF VIRGINIA, LLC #794		7	1	13%	8
PHYSICIANS FOR CHILDREN			8	100%	8
NEOGENOMICS LABORATORIES, INC		8			8
SLOPESIDE LABS AND TESTING, LLC - THE HIDEOUT AT BUTTERMILK MOUNTAIN		8			8
HOLY NAME MEDICAL CENTER	1	6	1	13%	8
MINUTECLINIC, LLC (CLINIC 10928)		7			7
CVS PA1379POCT LANSDALE		6	1	14%	7
FLORIDA HOSPITAL KISSIMMEE		4	3	43%	7
CVS OH2518POCT COLUMBUS		6	1	14%	7
DALLAS COUNTY HEALTH AND HUMAN SERVICES			7	100%	7
CVS TX1104POCT ALLEN		6	1	14%	7

# COVID-19: testing by laboratory

Data through May 16, 2021 verified as of May 17, 2021 at 09:25 AM

Data in this report are provisional and subject to change.

The numbers in the table below represent the number of Florida and non-Florida residents for whom test results were received by the Department of Health. A person can be tested by more than one laboratory and can have both positive and negative results. **Therefore, the sum of the numbers in each column will be larger than the total number of people tested.**

Reporting lab	Inconclusive	Negative	Positive	Percent positive	Total
WILDLIGHT LAB			7	100%	7
MINUTECLINIC DIAGNOSTIC OF OHIO #2964		7			7
BRADENTON PHYSICIANS MEDICAL CENTER			7	100%	7
DOCTORS HOSPITAL OF AUGUSTA		7			7
DOCTORS CLINICAL LABORATORY, INC		5	2	29%	7
FAMILY MEDICINE MEDICAL DRIVE		7			7
DELAWARE DEPARTMENT OF HEATH		6	1	14%	7
EL PARAISO HOME INC		7			7
HEARTLAND PEDIATRICS OF LAKE PLACID			7	100%	7
LYNMOORE,THE		7			7
CVS CA8850POCT HUNTINGTON BEACH		6	1	14%	7
GREENVILLE MEMORIAL HOSPITAL LAB			7	100%	7
BELL-MINOR HOME		7			7
CARESOUTH HHA HOLDINGS OF TALLAHASSEE LLC		7			7
MD NOW MEDICAL CENTER			7	100%	7
SUPERIOR RESIDENCES AT CALA HILLS		7			7
GENTRY PARK ORLANDO ASSISTED LIVING		6	1	14%	7
BAYCARE MEDICAL GROUP, INC		6	1	14%	7
Hiawatha Care Center		7			7
MAXHEALTH		5	2	29%	7
LEPE'S HOUSE			7	100%	7
MANATEE PEDIATRICS			7	100%	7
CVS SC4382POCT SPARTANBURG		7			7
EASTERN FLORIDA STATE COLLEGE - PALM BAY CAMPUS			7	100%	7
FLORIDA HOSPITAL APOPKA		6	1	14%	7
DEVANSH LAB WERKS		1	6	86%	7
MEDEXPRESS URGENT CARE - LOGAN		7			7
ST. LUCIE COUNTY HEALTH DEPARTMENT		5	2	29%	7
FLORIDA ADDICTION AND RECOVERY CENTER INC		7			7
BETH ISRAEL DEACONESS MEDICAL CENTER			7	100%	7
FLORIDA DEPARTMENT OF HEALTH IN MIAMI DADE COUNTY		5	2	29%	7
LAWTON CHILES HEALTH CENTER		1	6	86%	7
CVS NJ2815POCT E BRUNSWICK		5	2	29%	7
MINUTECLINIC DIAGNOSTIC OF OHIO #6147		6	1	14%	7
NU WAVE MEDICAL CENTER			7	100%	7
NYU WINTHROP HOSPITAL PATHOLOGY		7			7
IRL MARKET LAB			7	100%	7
CVS PA2687POCT EXTON		7			7
Rutgers Health Rwj University Hospital - Laboratory		4	3	43%	7
DOCTOR'S IN-HOUSE LAB/COMMUNITY HEALTH CENTERS OF PINELLAS -PINELLAS P			7	100%	7
MEDEXPRESS URGENT CARE-DUBOIS		7			7
BOYKIN		7			7
CARENOW URGENT CARE-SOUTHLAKE			7	100%	7
MIAMI BEACH COMMUNITY HEALTH CENTER INC			7	100%	7
PIEDMONT FAYETTE HOSPITAL		5	2	29%	7
ADVENTHEALTH CELEBRATION EMPLOYEE CLINIC		7			7
PEDIATRICS URGENT CARE, LLC			7	100%	7

# COVID-19: testing by laboratory

Data through May 16, 2021 verified as of May 17, 2021 at 09:25 AM

Data in this report are provisional and subject to change.

The numbers in the table below represent the number of Florida and non-Florida residents for whom test results were received by the Department of Health. A person can be tested by more than one laboratory and can have both positive and negative results. **Therefore, the sum of the numbers in each column will be larger than the total number of people tested.**

Reporting lab	Inconclusive	Negative	Positive	Percent positive	Total
DOCTORS OFFICE OF NEW JERSEY		7			7
GRACE WELLNESS CENTER LLC		6	1	14%	7
CENTRAL JERSEY URGENT CARE OF BROWN MI		7			7
ADVENT HEALTH APOPKA		3	4	57%	7
SHEEPSHEAD BAY URGENT CARE		7			7
PENN MEDICINE PRINCETON MEDICAL CENTER		6	1	14%	7
CVS TN7698POCT KNOXVILLE		7			7
SOUTHEAST GEORGIA HEALTH SYSTEM, INC D		7			7
SANFORD MOBILE LAB		1	6	86%	7
LOUISIANA DEPT OF HEALTH			7	100%	7
CVS TX4397POCT CYPRESS		7			7
MEDEXPRESS URGENT CARE-SCOTT TOWNSHIP		6	1	14%	7
CVS NC3853POCT BURLINGTON		5	2	29%	7
CVS MA957POCT WEST SPRINGFIELD		7			7
DIAGNOSTIC & MEDICAL SPECIALISTS OF GREENWICH		5	2	29%	7
WATAUGA MEDICAL CENTER		4	3	43%	7
MINUTE CLINIC LLC #1831		7			7
SALINE CARE NURSING & REHABILITATION CENTER		7			7
PENINSULA CARE AND REHABILITATION CENTER			7	100%	7
FLORIDA PREMIER MEDICAL CARE PA			7	100%	7
MEDEXPRESS URGENT CARE - BLUEFIELD		6	1	14%	7
GARDENS PEDIATRICS			7	100%	7
TRUE HEALTH DIAGNOSTICS		1	6	86%	7
DEPARTMENT OF HEALTH AND HUMAN SERVICES STATE OF NEW HAMPSHIRE			7	100%	7
PERSONAL PHYSICIAN CARE PA			7	100%	7
GALLUP INDIAN MEDICAL CENTER		7			7
ADVENTHEALTH MEDICALGROUP PEDIATRICS AT ORLANDO		7			7
LEE COUNTY HEALTH DEPARTMENT		4	3	43%	7
AVON PARK PEDIATRICS			7	100%	7
PURECARE PHARMACY		6	1	14%	7
PRINCETON BMC LABORATORY		6	1	14%	7
MEDEXPRESS URGENT CARE-MUNCIE		7			7
HAPPY KIDZ PEDIATRICS PL		6	1	14%	7
MEDEXPRESS URGENT CARE - HOLLINS		7			7
OCALA FAMILY MEDICAL CENTER		7			7
YORK HOSPITAL: MICROBIOLOGY			7	100%	7
WALGREENS # 04440		6	1	14%	7
BROOKDALE LAKE ORIENTA			7	100%	7
HELIX MEDICAL CENTERS		1	6	86%	7
CVS AZ9210POCT SCOTTSDALE		7			7
TESTD			7	100%	7
CVS TX8322POCT AUSTIN		7			7
Lenox on the Lake			7	100%	7
FLORIDA CANCER SPECIALISTS & RESEARCH INSTITUTE		6	1	14%	7
PUTNAM COUNTY PUBLIC HEALTH UNIT		5	2	29%	7
MINUTECLINIC DIAG OF IND LLC #6998		6	1	14%	7
Bon Secours Place		6	1	14%	7

# COVID-19: testing by laboratory

Data through May 16, 2021 verified as of May 17, 2021 at 09:25 AM

Data in this report are provisional and subject to change.

The numbers in the table below represent the number of Florida and non-Florida residents for whom test results were received by the Department of Health. A person can be tested by more than one laboratory and can have both positive and negative results. **Therefore, the sum of the numbers in each column will be larger than the total number of people tested.**

Reporting lab	Inconclusive	Negative	Positive	Percent positive	Total
CANDLER HOSPITAL PATHOLOGY LABORATORY		5	2	29%	7
KEYSTONE PLACE AT NAPLES PRESERVE		4	3	43%	7
BALTIMORE CITY HEALTH DEPT COMMUNICABLE DISEASES AND EPIDEMIOLOGY			7	100%	7
ADVENTHEALTH MEDICAL GROUP INTERNAL MEDICINE AT		2	5	71%	7
FRESENIUS KIDNEY CARE FORT WALTON BEACH			7	100%	7
SOUTH COM HEALTH CLINIC, DEPT. OF THE ARMY		7			7
KANSAS DEPARTMENT OF HEALTH		2	5	71%	7
JUPITER ISLAND PUBLIC SAFETY		5	2	29%	7
MEDEXPRESS - COLLINSVILLE BELT LINE		5	2	29%	7
CVS OH10893POCT PARMA		4	3	43%	7
CVS MINUTE CLINIC DIAGNOSTIC MED GRP OF CAL		6	1	14%	7
CVS SC5479POCT INDIAN LAND		6	1	14%	7
NOVANT HEALTH INPATIENT CARE		2	5	71%	7
MINUTECLINIC DIAGNOSTICS OF IND LLC		4	3	43%	7
LAKE CITY CORRECTIONAL FACILITY			7	100%	7
Englewood Health Care Center		7			7
PARADISE VILLA ALF INCORPORATED		7			7
CVS PA5241POCT CHALFONT		7			7
PEDIATRICS OF CENTRAL FLORIDA		5	2	29%	7
CVS MA447POCT NORTHAMPTON		5	2	29%	7
NEMOURS CHILDREN'S HOSPITAL			7	100%	7
WOMENS CARE FLORIDA LLC		5	2	29%	7
MEDEXPRESS URGENT CARE - EWING		7			7
ECLRS		2	5	71%	7
GUTHRIE CORNING HOSPITAL LABORATORY		7			7
NORTH FLORIDA MEDICAL CENTERS INC		1	6	86%	7
OCALA REGIONAL KIDNEY CENTER EAST		2	5	71%	7
MEDHELP TRUSSVILLE		6	1	14%	7
WEXFORD HEALTH SOURCES INC		7			7
CVS GA5622POCT DALLAS		5	2	29%	7
CVS NJ837POCT MARLTON		7			7
CVS OH3080POCT HUBER HEIGHTS		6	1	14%	7
Thermopolis Rehabilitation Wellness		7			7
WALGREENS # 09788		7			7
VICTORIAN MANOR		2	5	71%	7
USCG SECTOR ST PETE		3	4	57%	7
BOONE DRUG & HEALTHCARE AT DEERFIELD			7	100%	7
HOLY GARDEN ALF, INC.		7			7
KENDALL REGIONAL MEDICAL CNTR			7	100%	7
THE PALMS REHABILITATION AND HEALTHCARE CENTER		5	2	29%	7
CRESTWOOD MEDICAL CENTER		5	2	29%	7
MINUTECLINIC DIAGNOSTIC OF KENTUCKY		7			7
LIZS ADULT CARE		7			7
NEMOURS CHILDRENS, LAKE NONA			7	100%	7
MINUTECLINIC DIAGNOSTIC OF NEVADA-9586		6	1	14%	7
DOTHAN WEST FAMILY MEDICINE		5	2	29%	7
CARENOW URGENT CARE-MADISON		7			7

# COVID-19: testing by laboratory

Data through May 16, 2021 verified as of May 17, 2021 at 09:25 AM

Data in this report are provisional and subject to change.

The numbers in the table below represent the number of Florida and non-Florida residents for whom test results were received by the Department of Health. A person can be tested by more than one laboratory and can have both positive and negative results. **Therefore, the sum of the numbers in each column will be larger than the total number of people tested.**

Reporting lab	Inconclusive	Negative	Positive	Percent positive	Total
NORTHSIDE HOSPITAL- CHEROKEE		5	2	29%	7
CAMELLIA AT DEERWOOD		2	5	71%	7
NELSON BIOLOGICAL			7	100%	7
VIERA PEDIATRICS		1	6	86%	7
NON-US			7	100%	7
CVS MINUTE CLINIC DIAGNOSTIC OF TEXAS		6	1	14%	7
GAINESVILLE PEDIATRIC ASSOCIATES		1	6	86%	7
OPTUM PRIMARY CARE - FOUNTAIN OAKS		3	4	57%	7
TREASURE COAST INFECTIOUS DISEASE CONSULTANTS		4	3	43%	7
MEDEXPRESS URGENT CARE, CHAMBERSBURG		6	1	14%	7
QUE		4	3	43%	7
EASTSIDE MEDICAL CENTER		6	1	14%	7
MEDEXPRESS URGENT CARE-NESHANNOCK TWP		6	1	14%	7
HEALTH CARE LABORATORY SERVICES		1	6	86%	7
COVID TESTING LLC			7	100%	7
IAN C BOYKIN MD		4	3	43%	7
KINGSWAY MEDICAL CENTER INC		4	3	43%	7
FLORIDA DIGESTIVE AND LIVER SPECIALIST		7			7
CVS GA5637POCT VILLA RICA		6	1	14%	7
ABBAY MANOR RETIREMENT RESIDENCE INC		7			7
MINUTECLINIC, LLC #1431		6	1	14%	7
ENTRUST IMMEDIATE CARE			7	100%	7
Parkside Villa		7			7
MOUNT SINAI BROOKLYN LABORATORY		6	1	14%	7
PALM GARDEN OF SUN CITY			7	100%	7
CVS MA299POCT WORCESTER		7			7
SOUTHERN CORRECTIONAL MEDICINE LLC		7			7
CVS NM8918POCT ALBUQUERQUE		7			7
Ocoee Health Care Center		7			7
BLACK STALLION WALK IN AND EXERCISE CLINICS LLC		4	3	43%	7
SOUTHEAST GEORGIA HEALTH SERVICES, LLC		7			7
GRACE REHABILITATION CENTER OF VERO BEACH		4	3	43%	7
EXPICARE NURSING AGENCY, INC		5	2	29%	7
MCR HEALTH LAWTON CHILES ADMINISTRATION STE A		1	6	86%	7
LAKE NONA PEDIATRICS IN ASSOCIATION WITH NEMOURS		5	2	29%	7
COMPLETE FAMILY CARE, LLC/UNIVERSITY OF SAINT MARY		7			7
YAZJI PEDIATRIC CARE LLC DBA TUKA PEDIATRICS			7	100%	7
Kennedy University Hospital		6	1	14%	7
RIVER OAKS TREATMENT CENTER			7	100%	7
PANCARE HEALTH - HOSFORD SCHOOL			7	100%	7
Consulate Health Care at West Altamonte			7	100%	7
CVS CT750POCT ENFIELD		7			7
CVS PA813POCT RICHBORO		7			7
LEVY COUNTY SHERRIF'S DEPT			7	100%	7
Mitchell Hollingsworth Nursing and Rehab		7			7
PRIMBIO RESEARCH INSTITUTE LLC		7			7
CVS TN4624POCT KNOXVILLE		6	1	14%	7

# COVID-19: testing by laboratory

Data through May 16, 2021 verified as of May 17, 2021 at 09:25 AM

Data in this report are provisional and subject to change.

The numbers in the table below represent the number of Florida and non-Florida residents for whom test results were received by the Department of Health. A person can be tested by more than one laboratory and can have both positive and negative results. **Therefore, the sum of the numbers in each column will be larger than the total number of people tested.**

Reporting lab	Inconclusive	Negative	Positive	Percent positive	Total
DIXIE COUNTY EMERGENCY SERVICES		1	6	86%	7
COMMUNITY HEALTH CENTERS OF PINELLAS, INC		4	3	43%	7
BROWNE MEDICAL LLC		5	2	29%	7
APC PEDIATRICS			7	100%	7
MINUTECLINIC, LLC #07852		5	1	17%	6
WIREGRASS MEDICAL CENTER			6	100%	6
FIFTH AVENUE PEDIATRICS		3	3	50%	6
MAXCARE CLINIC			6	100%	6
PRINCIPLE HOSPICE SERVICE, LLC		1	5	83%	6
ANTHONY-BROWN PHARMACY		6			6
MEDEXPRESS URGENT CARE - KOKOMO		6			6
UPMC HEALTH SYSTEM		4	2	33%	6
LRHS Southeastern University		4	2	33%	6
GENESIS FAMILY PRACTICE		3	3	50%	6
DAVISON HEALTH CENTER WESLEYAN UNIVERS		6			6
DELAWARE PUBLIC HEALTH LABORATORY		2	4	67%	6
CVS M05655POCT LIBERTY		3	3	50%	6
FAMILY CARE MEDICAL CENTER			6	100%	6
PLEASANTVILLE OF SEBASTIAN LLC			6	100%	6
RURAL HEALTH CARE INC			6	100%	6
MARSHALL MEDICAL CENTER SOUTH LAB		5	1	17%	6
CELAL GUROL ERBAY, MD			6	100%	6
FLORIDA HEALTHCARE OF ORLANDO		1	5	83%	6
MINUTECLINIC LLC #5041		2	4	67%	6
WELLMED AT APOLLO BEACH BLVD		4	2	33%	6
MINUTECLINIC, DIAGNOSTIC OF TEXAS, LLC		6			6
ADVENT HEALTH MEDICAL GROUP		5	1	17%	6
XPRESS URGENT CARE LLC		6			6
CVS TN6414POCT SMYRNA		4	2	33%	6
MINUTECLINIC DIAGNOSTIC OF TN PC #442		4	2	33%	6
TAMIAMI LAB MILLENIUM			6	100%	6
DISCOVERY VILLAGE AT DEERWOOD			6	100%	6
MEDEXPRESS URGENT CARE - VINELAND S MA		6			6
TIMBER CREEK PEDIATRICS		6			6
MEDICAL CENTER AT OCEAN REEF		1	5	83%	6
COMPUNET CLINICAL LAB			6	100%	6
ABSOLUTE HEALTH		5	1	17%	6
CVS PA2688POCT COLLEGEVILLE		6			6
MEDEXPRESS URGENT CARE - ELM GROVE		5	1	17%	6
FLORIDA DEPARTMENT OF HEALTH SEMINOLE COUNTY		1	5	83%	6
PELICAN LANDING		1	5	83%	6
Oakwood - North Baldwins Center for Living		6			6
MANATEE MEMORIAL HOSPITAL CLINICAL LABORATORY			6	100%	6
MEDEXPRESS URGENT CARE - WAXAHACHIE, N HIGHWAY 77		4	2	33%	6
ORLANDO HEALTH PHYSICIAN GROUP			6	100%	6
POWERS PEDIATRICS			6	100%	6
ALL4KIDZ PEDIATRICS LLC		3	3	50%	6

# COVID-19: testing by laboratory

Data through May 16, 2021 verified as of May 17, 2021 at 09:25 AM

Data in this report are provisional and subject to change.

The numbers in the table below represent the number of Florida and non-Florida residents for whom test results were received by the Department of Health. A person can be tested by more than one laboratory and can have both positive and negative results. **Therefore, the sum of the numbers in each column will be larger than the total number of people tested.**

Reporting lab	Inconclusive	Negative	Positive	Percent positive	Total
CVS NE8615POCT LINCOLN		5	1	17%	6
FIRST COAST CARDIOVASCULAR INSTITUTE PA			6	100%	6
STARMED FAMILY & URGENT CARE			6	100%	6
CVS MA2172POCT NORTH GRAFTON		6			6
MEDNOW URGENT CARE		3	3	50%	6
MEDEXPRESS URGENT CARE-HERSHEY		5	1	17%	6
CVS NH6596POCT HAMPTON		6			6
FLORIDA MEDICAL SPECIALISTS		2	4	67%	6
NORTH FLORIDA PEDIATRICS JASPER			6	100%	6
ELITE MEDICAL CENTER		1	5	83%	6
UT SOUTHWESTERN MEDICAL CENTER			6	100%	6
DOCS URGENT CARE		1	5	83%	6
CVS CA9823POCT SACRAMENTO		6			6
ARLINGTON OF NAPLES		6			6
COVID RAPID LABS		1	5	83%	6
FLORIDA WOMAN CARE LABORATORY			6	100%	6
MERCY URGENT CARE			6	100%	6
PBSO HEALTH AND WELLNESS CENTER		1	5	83%	6
UNIVERISTY OF MIAMI			6	100%	6
GUTHRIE MEDICAL GROUP LABORATORIES		6			6
MEDEXPRESS URGENT CARE - WEIRTON		6			6
MINUTECLINIC DIAGNOSTIC OF TEXAS, LLC #7435		4	2	33%	6
BNR PHARMACY INC		6			6
ENIGMA DIAGNOSTIC, INC.			6	100%	6
LAKEVIEW TERRACE HOME HEALTH SERVICES LLC			6	100%	6
ARC POINT LABS OF AUSTIN NORTH			6	100%	6
CURATIVE CARE CENTER INC		1	5	83%	6
HOLLY HILL HOME INFUSION SERVICE		5	1	17%	6
MERCY COLLEGE HEALTH OFFICE		6			6
CVS IL8744POCT BROOKFIELD		6			6
CVS MO10053POCT SAINT PETERS		6			6
PROGRESS PHARMACY INC		1	5	83%	6
CVS KY2332POCT GEORGETOWN		5	1	17%	6
CVS AZ5026POCT MESA		6			6
ADVENT HEALTH - TUSKAWILLA		4	2	33%	6
BAYSHORE POINTE NURSING AND REHAB CENTER			6	100%	6
CVS GA2279POCT SUWANEE		6			6
JOSEF SCHENKER, MD, PC		6			6
RAPID MEDLAB (004MO)		5	1	17%	6
CVS NV2928POCT LAS VEGAS		6			6
HILLSBOROUGH COUNTY HEALTH DEPARTMENT			6	100%	6
MEDEXPRESS URGENT CARE - SUMMERSVILLE, WEBSTER RD		6			6
JERSEY SHORE MEDICAL CENTER		6			6
PHYSICIANS URGENT CARE BERRY FARMS		4	2	33%	6
PARADIGM LABORATORIES			6	100%	6
WAKEMED		1	5	83%	6
RHEA MEDICAL CENTER		6			6



# COVID-19: testing by laboratory

Data through May 16, 2021 verified as of May 17, 2021 at 09:25 AM

Data in this report are provisional and subject to change.

The numbers in the table below represent the number of Florida and non-Florida residents for whom test results were received by the Department of Health. A person can be tested by more than one laboratory and can have both positive and negative results. **Therefore, the sum of the numbers in each column will be larger than the total number of people tested.**

Reporting lab	Inconclusive	Negative	Positive	Percent positive	Total
OVIEDO CHILDRENS HEALTH CENTER LLC		1	5	83%	6
MEDEXPRESS URGENT CARE - PRINCETON		5	1	17%	6
RANDOLPH COUNTY HEALTH & REHABILITATIO		6			6
GOPATH LABORATORIES			6	100%	6
QUALITY MEDICAL CARE			6	100%	6
St. Josephs Hospital		4	2	33%	6
IVY ROSEN MD PLLC		6			6
KIDS CORNER PEDIATRICS PLLC		5	1	17%	6
CVS TX10140POCT THE WOODLANDS		5	1	17%	6
WELLMED AT FORT PIERCE		4	2	33%	6
BROWARD COUNTY HEALTH DEPT.			6	100%	6
ELIAS KANAAN MD PA		6			6
BROOKDALE CLERMONT			6	100%	6
MEDEXPRESS URGENT CARE PENNSVILLE		4	2	33%	6
SOUTHEASTERN DERMATOLOGY GROUP PA		5	1	17%	6
BAYCARE ALLIANT HOSPITAL			6	100%	6
CVS NC2771POCT CLAYTON		5	1	17%	6
NORTHPORT MEDICAL CENTER LAB		6			6
PR HEALTH		1	5	83%	6
SOUTHERN OCEAN MEDICAL CENTER		6			6
CVS IL5797POCT CAROL STREAM		6			6
THE LITTLE CLINIC			6	100%	6
SUNSHINE LABORATORY LLC		6			6
MINUTECLINIC DIAGNOSTIC OF NH, LLC (CL		5	1	17%	6
QUATRACOR PLLC		6			6
DEPARTMENT OF HEALTH AND HUMAN SERVICES DIVISION OF BEHAVIORAL HEALTH		1	5	83%	6
CAREWELL 301 - WARWICK			6	100%	6
TAMPA FAMILY HEALTH CENTER		1	5	83%	6
QUENTIN N BURDICK MEMORIAL HEALTH CARE		6			6
CARL R DARNALL ARMY MEDICAL CENTER			6	100%	6
CAREMOUNT MEDICAL PC		6			6
PATHGROUP LABS, LLC		4	2	33%	6
Northport VAMC		6			6
APALACHEE CENTER INC		4	2	33%	6
SARASOTA IMMEDIATE CARE			6	100%	6
CENTRAL FLORIDA PRIMARY CARE			6	100%	6
Kroger 673 - The Little Clinic Dallas		5	1	17%	6
CVS IL8750POCT CHICAGO		4	2	33%	6
ATLANTIC COMMUNITY HIGH SCHOOL		5	1	17%	6
MEDEXPRESS URGENT CARE PLEASANT HILLS		5	1	17%	6
CVS IL1170POCT JOLIET		6			6
SIGNATURE URGENT CARE			6	100%	6
ManorCare Rehabilitation Center- Decatur		6			6
CVS MA920POCT CLINTON		6			6
CVS IN6572POCT INDIANAPOLIS		6			6
PRESBYTERIAN HOME		6			6
ADVANCED URGENT CARE OF MARATHON		1	5	83%	6

# COVID-19: testing by laboratory

Data through May 16, 2021 verified as of May 17, 2021 at 09:25 AM

Data in this report are provisional and subject to change.

The numbers in the table below represent the number of Florida and non-Florida residents for whom test results were received by the Department of Health. A person can be tested by more than one laboratory and can have both positive and negative results. **Therefore, the sum of the numbers in each column will be larger than the total number of people tested.**

Reporting lab	Inconclusive	Negative	Positive	Percent positive	Total
MINUTECLINIC DIAGNOSTIC OF WISCONSIN, LLC		5	1	17%	6
CVS TX7821POCT LEAGUE CITY		6			6
CVS SC5550POCT CLOVER		5	1	17%	6
HEARTLAND HOME HEALTH CARE		6			6
PREMIER FAMILY HEALTH PA			6	100%	6
MINUTECLINIC DIAG OF IND, LLC #6553		6			6
CVS MA2401POCT MARSHFIELD		5	1	17%	6
MEDEXPRESS URGENT CARE - FREDERICK		6			6
CONCENTRA			6	100%	6
CLINICAL ASSOCIATES OF ORLANDO LLC		6			6
FLORIDA MEDICAL CLINIC -INTERNAL MED DADE CITY			6	100%	6
GENTLE MEDICINE ASSOCIATES / DR. REGINE BATAILLE		6			6
ASCENSION ST VINCENT'S CLAY COUNTY			6	100%	6
HUNTERS CREEK PEDIATRICS		6			6
FLEET LANDING			6	100%	6
PUBLIC HEALTH LAB		6			6
RADEAS			6	100%	6
WG WINDSOR WOODS SH LLC		6			6
METALABDX		6			6
MEDEXPRESS URGENT CARE - LEDGEWOOD		5	1	17%	6
CAPITAL HEALTH PLAN LABORATORIES			6	100%	6
LOS ALAMOS NATIONAL LABORATORY		6			6
CVS SC4122POCT TAYLORS		6			6
CHILDREN'S HOSPITAL OF PHILADELPHIA		5	1	17%	6
MEDEXPRESS URGENT CARE-PITTSFIELD		6			6
PROHEALTH MED		1	5	83%	6
UNILAB		2	4	67%	6
CVS NJ2508POCT MANALAPAN		6			6
LPG COCONUT POINT - FAMILY/ INTERNAL MEDICINE		6			6
FIVE TOWNS PREMIER REHABILITATION AND, THE		6			6
MIAMI RESCUE MISSION CLINIC INC			6	100%	6
CVS MI8049POCT WATERFORD		5	1	17%	6
SAINT PETER'S UNIVERSITY HOSPITAL		6			6
UW MEDICINE VIROLOGY LAB			6	100%	6
Advanced Care Center			6	100%	6
FHPG FAMILY MEDICAL CENTER OF TAMPA BAY		1	5	83%	6
MCKENZIE-WILLAMETTE MEDICAL CENTER LAB		6			6
THE WINDSOR OF OCALA		2	4	67%	6
SANTOS REHABILITATION CENTER INC			6	100%	6
CDRX INFUSION			6	100%	6
ALLEGRO FLEMING ISLAND		1	5	83%	6
WALGREENS SARASOTA		5	1	17%	6
UF HEALTH PATHOLOGY LABORATORIES			6	100%	6
MARIANNA CBOC		6			6
OURMED		5	1	17%	6
CVS OK6225POCT EDMOND		6			6
HELIX KH UC		1	5	83%	6

# COVID-19: testing by laboratory

Data through May 16, 2021 verified as of May 17, 2021 at 09:25 AM

Data in this report are provisional and subject to change.

The numbers in the table below represent the number of Florida and non-Florida residents for whom test results were received by the Department of Health. A person can be tested by more than one laboratory and can have both positive and negative results. **Therefore, the sum of the numbers in each column will be larger than the total number of people tested.**

Reporting lab	Inconclusive	Negative	Positive	Percent positive	Total
CVS NATIONAL HARBOR MD2297714CV		6			6
Wilkes-Barre VAMC		6			6
MOBILE HEALTH MEDICAL SERVICES PC		6			6
BROWARD TRANSITIONAL CENTER			6	100%	6
LUMADOC HEALTH		4	2	33%	6
MEDEXPRESS URGENT CARE - HUNTINGTON WE		6			6
PENN NURSING CENTER		6			6
MEDEXPRESS - NEWARK		6			6
ST VINCENTS AMBULATORY CARE INC		3	3	50%	6
VALSPAR CHAMPIONSHIP		6			6
CVS AZ33POCT TEMPE		6			6
MEDEXPRESS URGENT CARE - NORTH LITTLE		5	1	17%	6
MINUTECLINIC DIAG OF IND LLC #6840		6			6
UNILAB OF DADE INC			6	100%	6
MINUTECLINIC, LLC #07876		5	1	17%	6
CVS MD1515POCT LEONARDTOWN		4	2	33%	6
GENEVA GENERAL HOSPITAL LABORATORY		4	2	33%	6
RIVER CITY PRIMARY AND URGENT CARE			6	100%	6
ST BARNABAS HOSPITAL		6			6
Army Residence Community		5	1	17%	6
PALM HARBOR DERMATOLOGY		4	2	33%	6
MINUTECLINIC LLC (2335)		5	1	17%	6
MORRIS HALL/ST JOSEPH NURSING CENTER		6			6
CLINICAL CARE ASSOCIATES			6	100%	6
AARK LABORATORY		6			6
MED EXPRESS URGENT CARE PC - MARYLAND		5	1	17%	6
MEDEXPRESS URGENT CARE - MBURG COMMONS		5	1	17%	6
UT MEMPHIS UNIVERSITY HEALTH SERVICES			6	100%	6
PANCARE HEALTH - ALTHA PUBLIC			6	100%	6
CVS OH3393POCT AURORA		5	1	17%	6
QUICK CARE MED WALK IN AND URGENT CARE			6	100%	6
AMERICAN MEDICAL RESPONSE - DENVER		3	3	50%	6
ELITE MD GROUP INC		2	4	67%	6
PALMETTO HEALTH ALLIANCE		3	3	50%	6
RIVERVIEW ALF OPERATOR LLC		1	5	83%	6
BETHESDA COMMUNITY HEALTH CENTER			6	100%	6
URGENT CARE HOUSECALLS PA		5	1	17%	6
Madison Health & Rehabilitation		6			6
TEXAS MEDCLINIC			6	100%	6
REDMED OF CROSSTOWN		3	3	50%	6
The Oaks of Clearwater		6			6
AMERICAN EAGLE LEESBURG AL LLC DBA VISTA LAKE			6	100%	6
OCHSNER MEDICAL CENTER			6	100%	6
CVS IN5696POCT FORT WAYNE		6			6
ST LUKES HOSPITAL LABORATORY		2	4	67%	6
CVS MA1845POCT WILMINGTON		5	1	17%	6
FAMILY TREE PRIMARY CARE		5	1	17%	6

# COVID-19: testing by laboratory

Data through May 16, 2021 verified as of May 17, 2021 at 09:25 AM

Data in this report are provisional and subject to change.

The numbers in the table below represent the number of Florida and non-Florida residents for whom test results were received by the Department of Health. A person can be tested by more than one laboratory and can have both positive and negative results. **Therefore, the sum of the numbers in each column will be larger than the total number of people tested.**

Reporting lab	Inconclusive	Negative	Positive	Percent positive	Total
Northwell Lab		2	4	67%	6
MEDEXPRESS URGENT CARE SHADYSIDE		5	1	17%	6
TULLAHOMA HMA, LLC		5	1	17%	6
CITIZENS BAPTIST MEDICAL CENTERS LAB		5	1	17%	6
MINUTECLINIC MINUTECLINIC #3665		6			6
VILLAGES HEALTH, THE		4	2	33%	6
AMERICAN HEALTH ASSOC. LABORATORY SOUTH		4	2	33%	6
CVS MA1095POCT AMHERST		5	1	17%	6
NORTH OKALOOSA CLINIC CORP		3	3	50%	6
TALLAHASSEE MEMORIAL HEALTHCARE			6	100%	6
MINUTECLINIC DIAGNOSTIC OF OHIO #6139		6			6
CVS TX2263POCT SAN ANTONIO		6			6
BOCA VIPEDIATRICS			6	100%	6
MIZELL MEMORIAL HOSPITAL			6	100%	6
RELIANT IMMUNE DIAGNOSTICS			5	100%	5
PIEDMONT HOSPITAL LAB			5	100%	5
FLORIDA HOSPITAL LAKE MARY		5			5
TANNER MEDICAL CENTER LABORATORY		4	1	20%	5
CVS AZ9290POCT PHOENIX		4	1	20%	5
WASHINGTON COLLEGE HEALTH SERVICES		5			5
PATIENT FIRST - ALLENTOWN			5	100%	5
UNIVERSITY OF CHICAGO MEDICAL CENTER LAB			5	100%	5
PIEDMONT NEWNAN HOSPITAL		4	1	20%	5
AKRON GENERAL MEDICAL CENTER MAIN		5			5
PHYSICIANS IMMEDIATE CARE ELGIN			5	100%	5
CVS CA9606POCT TEMECULA		5			5
MINUTECLINIC DIAGNOSTIC OF PENNSYLVAN		4	1	20%	5
FRANCES WARDE MEDICAL LABORATORY		2	3	60%	5
BAPTIST HEALTH - TOWN CENTER			5	100%	5
NORTH SHORE HEMATOLOGY-ONCOLOGY ASSOCIATES, PC		5			5
HEALTHCARE NETWORK OF SOUTHWEST FLORIDA			5	100%	5
INDIAN RIVER PRIMARY CARE PA		5			5
NIBHA MEDIRATTA MD PL			5	100%	5
MARION COUNTY FIRE RESCUE		3	2	40%	5
GENTLE HANDS MOBILE PHLEBOTOMY			5	100%	5
CVS CA9858POCT SANTA CLARITA		4	1	20%	5
BRIGHAM AND WOMEN'S HOSPITAL		1	4	80%	5
FOUNDCARE, INC			5	100%	5
SEASIDE MANOR			5	100%	5
NORTHWOOD UNIVERSITY-BENNETT SPORTS CENTER		5			5
RUSSELL SAGE COLLEGE WELLNESS CENTER		5			5
WESTMINSTER SHORES			5	100%	5
Rosedale Green		5			5
PRECISION LABS LLC		2	3	60%	5
FLORIDA PRIMARY & SPECIALTY CARE		5			5
QUEST DIAGNOSTICS PSC		1	4	80%	5
ST JOSEPHS BEHAVIORAL HEALTH CENTER			5	100%	5

# COVID-19: testing by laboratory

Data through May 16, 2021 verified as of May 17, 2021 at 09:25 AM

Data in this report are provisional and subject to change.

The numbers in the table below represent the number of Florida and non-Florida residents for whom test results were received by the Department of Health. A person can be tested by more than one laboratory and can have both positive and negative results. **Therefore, the sum of the numbers in each column will be larger than the total number of people tested.**

Reporting lab	Inconclusive	Negative	Positive	Percent positive	Total
STEBEN COUNTY PUBLIC HEALTH		5			5
NEW YORK STATE DEPARTMENT OF HEALTH			5	100%	5
CLINICAL LABORATORIES OF THE BUFFALO		4	1	20%	5
MEDEXPRESS URGENT CARE FOX CHAPEL		5			5
ALPHADERA LABS, LLC			5	100%	5
ST LUCIE COUNTY HEALTH DEPARTMENT		4	1	20%	5
MEDEXPRESS URGENT CARE - BRIDGEVILLE		5			5
SPRINGHILL SENIOR RESIDENCE		5			5
CVS PA258POCT MCKEES ROCKS		5			5
BOND & STEELE CLINIC PA D/B/A BOND CLINIC PA		5			5
RAS MEDICAL SOLUTIONS, LLC		4	1	20%	5
CARNEGIE HILL PEDIATRICS LLP		4	1	20%	5
KINGSTON RESIDENCE OF MARION		5			5
BUEN PASTOR MEDICAL CENTER, INC			5	100%	5
LPG PEDIATRICS AT CAPE CORAL		5			5
ADERHOLT MEDICAL, LLC		5			5
ADVENTHEALTH GORDON		4	1	20%	5
Oceanside Health & Rehabilitation Center		5			5
REELFOOT FAMILY WALK IN CLINIC		4	1	20%	5
OMNICARE PHARMACY OFTEXAS 1, LP DBA OMNICARE		5			5
LABCORP UNSPECIFIED		5			5
CVS IL7017POCT BLOOMINGTON		5			5
UNC HOSPITAL/MCLENDON CLINICAL LABORATORIES			5	100%	5
CAREHERE LCS- EUSTIS			5	100%	5
AMI ST FRANCIS HOSPITAL LABORATORY		4	1	20%	5
THE UNIVERSITY OF VERMONT MEDICAL CENTER		4	1	20%	5
SKYLINE UROLOGY		5			5
MD ANDERSON CANCER CENTER DI BAY AREA			5	100%	5
MEDEXPRESS URGENT CARE- COLUMBIA HEIGH		5			5
WELLSTAR DOUGLAS HOSPITAL LABORATORY		5			5
CVS NH1004POCT SALEM		4	1	20%	5
MASSASHUSETTS STATE LAB INSTITUTE		2	3	60%	5
CVS AZ10150POCT PHOENIX		4	1	20%	5
MINUTECLINIC, LLC #7139		5			5
ELITE CARE			5	100%	5
FLORIDA DEPARTMENT OF HEALTH - INVERNESS		3	2	40%	5
GRADY MEMORIAL HOSPITAL/MICRO			5	100%	5
BAPTIST HOSPITAL EMPLOYEE HEALTH OFF			5	100%	5
CITRUS HEALTH NETWORK INC		2	3	60%	5
MEDEXPRESS URGENT CARE, MILLCREEK		5			5
ST JOHNS BIOMEDICAL LAB		5			5
AHC Decatur County		5			5
CLINICAL PATHOLOGY LABORATORIES			5	100%	5
IMMERSION RESIDENTIAL LLC			5	100%	5
MEDEXPRESS URGENT CARE - BECKLEY		3	2	40%	5
SJH			5	100%	5
EAST CENTRAL FLORIDA OUT PATIENT IMAGING			5	100%	5

# COVID-19: testing by laboratory

Data through May 16, 2021 verified as of May 17, 2021 at 09:25 AM

Data in this report are provisional and subject to change.

The numbers in the table below represent the number of Florida and non-Florida residents for whom test results were received by the Department of Health. A person can be tested by more than one laboratory and can have both positive and negative results. **Therefore, the sum of the numbers in each column will be larger than the total number of people tested.**

Reporting lab	Inconclusive	Negative	Positive	Percent positive	Total
Hillspring of Springboro		5			5
PEDIATRICS OF CENTRAL FLORIDA - POINCIANA		3	2	40%	5
MINUTECLINIC DIAGNOSTIC OF OHIO #5060		4	1	20%	5
LAKE COUNTY DETENTION CENTER		3	2	40%	5
WOODHULL MEDICAL AND MENTAL HEALTH CTR		5			5
WASHINGTON STATE DEPARTMENT OF HEALTH PUBLIC HEALTH LABORATORIES			5	100%	5
ADVANCED PEDIATRICS OF BOCA LLC			5	100%	5
MEDEXPRESS URGENT CARE - WEST ST PAUL, ROBERT ST S		4	1	20%	5
Kroger 449 - The Little Clinic Mountain Park		4	1	20%	5
Rio Pinar Health Care			5	100%	5
TANNER MEDICAL CENTER EAST AL		5			5
WYCLIFFE BIBLE TRANSLATORS		5			5
MEDEXPRESS URGENT CARE - MOUNTAIN HOME		4	1	20%	5
FLORIDA CLINICAL LABORATORY - BIOREFERENCE LABORATORIES		2	3	60%	5
SAFETY HARBOR SENIOR LIVING			5	100%	5
HUNT CLUB MEDICAL CARE			5	100%	5
WILSON PEDIATRICS			5	100%	5
GULF COAST VETERANS HCS PANAMA CITY OPC		5			5
NORTHERN MICHIGAN UNIVERSITY ATHLETICS		5			5
URGENT CARE COASTAL GA			5	100%	5
CFP PHYSICIANS GROUP			5	100%	5
CVS IL4778POCT EVANSTON		5			5
SIENA COLLEGE SPORTS MEDICINE CENTER		5			5
MORGAN STANLEY HEALTH CENTER		5			5
MINUTECLINIC DIAGNOSTIC OF MICHIGAN, P		5			5
INNOVATIVE COVID-DIVERSEY			5	100%	5
IVY CREEK URGENT CARE OF ENTERPRISE			5	100%	5
CVS TX5877POCT PEARLAND		5			5
FALLSBURG CHAI		5			5
CULLMAN REGIONAL URGENT CARE		4	1	20%	5
EGL GENETICS DIAGNOSTICS			5	100%	5
JUPITER ISLAND MEDICAL CLINIC INC		5			5
MEDEXPRESS URGENT CARE - WILKES BARRE		4	1	20%	5
Birchaven		5			5
ALLIANCE FOR MULTISPECIALTY RESEARCH		5			5
VIBRA HEALTH LABORATORY			5	100%	5
ATLANTIC SURGERY CENTER OF JACKSONVILLE BEACH		5			5
INTERNAL MEDICINE & PRIMARY CARE ASSOCIATES, PLC			5	100%	5
MEDEXPRESS URGENT CARE LAVALE		5			5
DEPARTMENT OF PATHOLOGY ROME MEMORIAL		3	2	40%	5
MINUTECLINIC DIAGNOSTIC OF OHIO #6192		5			5
FARRIOR FACIAL PLASTIC SURGERY		5			5
PORT ORANGE NURSING & REHAB			5	100%	5
VIDANT MEDICAL CENTER			5	100%	5
AMAVIDA		5			5
Brookcrest Nursing Home		5			5
DIAGNOSTECHS		4	1	20%	5

# COVID-19: testing by laboratory

Data through May 16, 2021 verified as of May 17, 2021 at 09:25 AM

Data in this report are provisional and subject to change.

The numbers in the table below represent the number of Florida and non-Florida residents for whom test results were received by the Department of Health. A person can be tested by more than one laboratory and can have both positive and negative results. **Therefore, the sum of the numbers in each column will be larger than the total number of people tested.**

Reporting lab	Inconclusive	Negative	Positive	Percent positive	Total
PEDIATRICS OF ALTAMONTE		5			5
MEDEXPRESS URGENT CARE - WALDORF, CRAIN HWY		5			5
SOUTH FLORIDA FAMILY HEALTH & RESEARCH CTR			5	100%	5
CARENOW URGENT CARE - WINTER SPRINGS		4	1	20%	5
INVERNESS FAMILY CARE HIGH RISK PLLC			5	100%	5
URGENT CARE OF ERWIN		5			5
DELTONA VA CBOC		4	1	20%	5
MEDICAL UNIVERSITY SC HOSPITAL			5	100%	5
MINUTE CLINIC DIAGNOSTIC OF KANSAS PA		5			5
WELL HEALTH WORKS, LLC - THE GARDEN THEATER		5			5
MASSENA HOSPITAL LABORATORY		5			5
LIVING WATERS MEDICAL CENTER			5	100%	5
JOSEPH SCHENKER MD PC		5			5
AHF PUBLIC HEALTH LABORATORY			5	100%	5
ADVENTHEALTH MEDICAL GROUP COMMUNITY MEDICINE		4	1	20%	5
DICKSON MEDICAL ASSOCIATES PC PATH LAB		4	1	20%	5
FORSYTH HOUSE			5	100%	5
MEDEXPRESS URGENT CARE - RUNNEMEDE		3	2	40%	5
NAVAL MEDICAL CENTER			5	100%	5
COPELAND MEDICAL CLINIC		3	2	40%	5
REHABILITATION CENTER AT JUPITER GARDENS		5			5
MID - FLORIDA PATHOLOGY LLC		1	4	80%	5
LAFAYETTE NURSING AND REHAB			5	100%	5
MINUTECLINIC DIAGNOSTIC OF PA LLC		5			5
MINUTE CLINIC DIAGNOSTIC OF VIRGINIA, LLC #6292		4	1	20%	5
SOUTH BEND MEDICAL FOUNDATION			5	100%	5
MINNESOTA DEPARTMENT OF HEALTH PUBLIC HEALTH LABORATORY DIVISION	1		4	80%	5
AUGUSTA HEALTH			5	100%	5
UNIVERISTY OF MEMPHIS ATHLETIC TRAINI		5			5
MIAMI MEDICAL CONSULTANT PA			5	100%	5
Park Ridge Nursing Center		3	2	40%	5
FAMILY TREE DNA			5	100%	5
Life Care Center of Estero			5	100%	5
PATIENT FIRST - LEESBURG			5	100%	5
PUTNAM HOSPITAL CENTER LABORATORY		5			5
ADVENTHEALTH MEDICAL GROUP PEDIATRICS		2	3	60%	5
NATURE COAST PRIMARY CARE LAB LLC		1	4	80%	5
WINCHESTER MEDICAL CENTER			5	100%	5
THE DOCTOR'S OFFICE OF WEST CALDWELL		5			5
MINUTECLINIC DIAGNOSTIC MED GRP OF SAN		4	1	20%	5
CVS MA929POCT FRANKLIN		5			5
MIAMI CANCER INSTITUTE			5	100%	5
SOUTH FLORIDA RESEARCH ORGANIZATION			5	100%	5
SONATA VERO BEACH		5			5
WYOMING PUBLIC HEALTH LAB			5	100%	5
WILLIAM S MIDDLETON MEMORIAL VET HOSP		5			5
METHODIST HEALTHCARE UNIVERSITY HOSPIT		5			5

# COVID-19: testing by laboratory

Data through May 16, 2021 verified as of May 17, 2021 at 09:25 AM

Data in this report are provisional and subject to change.

The numbers in the table below represent the number of Florida and non-Florida residents for whom test results were received by the Department of Health. A person can be tested by more than one laboratory and can have both positive and negative results. **Therefore, the sum of the numbers in each column will be larger than the total number of people tested.**

Reporting lab	Inconclusive	Negative	Positive	Percent positive	Total
EASTCHESTER PEDIATRIC MEDICAL GROUP		5			5
CAREMOUNT MEDICAL PC - BEDFORD URGENT		5			5
COVENANT COLLEGE HEALTH SERVICES		5			5
MINUTECLINIC DIAG OF IND, LLC #6483		3	2	40%	5
KETTERING HEALTH			5	100%	5
WILLOW CREEK RETIREMENT CENTER		5			5
MEDEXPRESS URGENT CARE - DANVILLE		5			5
THE RETREAT AT PORT ORANGE			5	100%	5
URGENT MED INC		3	2	40%	5
MEDEXPRESS URGENT CARE - CHERRY HILL		5			5
PM PEDIATRICS OF SELDEN		3	2	40%	5
IPSUM DIAGNOSTICS LLC		5			5
VEIL VALLEY MEDICAL CENTER			5	100%	5
WEST PACIFIC MEDICAL LABORATORY			5	100%	5
FRESENIUS KIDNEY CARE SOUTH ORLANDO			5	100%	5
THE DOCTORS CENTER HEALTHCARE-SOUTHSIDE		1	4	80%	5
BIOTECH CLINICAL LABORATORY			5	100%	5
COLUMBIA MEMORIAL HOSPITAL LABORATORY		5			5
APOLLO GARDENS RETIREMENT RESIDENCE CARE		5			5
CLEVELAND CLINIC MARTIN HEALTH NURSING & RESTORATIVE		5			5
LABS PLUS LLC		5			5
HELIX URGENT CARE			5	100%	5
BROOKDALE NEW PORT RICHEY			5	100%	5
PINECREST PEDIATRICS GROUP LLC			5	100%	5
ARKANSAS DEPARTMENT OF HEALTH			5	100%	5
MEDEXPRESS URGENT CARE HUNTINGTON		5			5
MANORCARE HEALTH SERVICES			5	100%	5
ALVARO J DANGOND MD PA		4	1	20%	5
CVS NC7548POCT FUQUAY VARINA		4	1	20%	5
CVS NE5714POCT OMAHA		4	1	20%	5
CLINICAL CARE INC			5	100%	5
MINUTECLINIC LLC #3351			5	100%	5
JOE DIMAGGIO CHILDREN'S HOSPITAL		1	4	80%	5
LIFEPLUS HEALTHCARE GROUP INC		5			5
BAYSHORE LABORATORY		4	1	20%	5
VA PRIMARY CARE ANNEX			5	100%	5
JACKSON SOUTH COMMUNITY HOSPITAL LAB			5	100%	5
CVS SC2269POCT COLUMBIA		4	1	20%	5
MONTCLAIR STATE UNIV/HLTH & WELLNESS		5			5
PHYSICIANS QUALITY CARE			5	100%	5
MID FLORIDA HEALTH INC			5	100%	5
CAPE COD HOSPITAL			5	100%	5
AEL KNOXVILLE			5	100%	5
MINUTECLINIC DIAGNOSTIC MED GRP OF ORA		4	1	20%	5
Arbors at Marietta		5			5
WELLMED AT SOUTH STUART		4	1	20%	5
MINUTECLINIC DIAG OF IND, LLC #6472		5			5



# COVID-19: testing by laboratory

Data through May 16, 2021 verified as of May 17, 2021 at 09:25 AM

Data in this report are provisional and subject to change.

The numbers in the table below represent the number of Florida and non-Florida residents for whom test results were received by the Department of Health. A person can be tested by more than one laboratory and can have both positive and negative results. **Therefore, the sum of the numbers in each column will be larger than the total number of people tested.**

Reporting lab	Inconclusive	Negative	Positive	Percent positive	Total
CONCENTRA - ORLANDO SOUTH II		4	1	20%	5
WHITE WILSON MEDICAL CENTER - FWB		1	4	80%	5
CVS OH3329POCT LAKEWOOD		5			5
PHOEBE SUMTER MEDICAL CENTER LABORATORY		4	1	20%	5
PALM BEACH DIGESTIVE ASSOCIATES			5	100%	5
CULLMAN REGIONAL MEDICAL CENTER		3	2	40%	5
MEDEXPRESS URGENT CARE - SOUTH PARKERSBURG		5			5
CVS MA634POCT KINGSTON		4	1	20%	5
ELEVATION HEALTH LABORATORY		5			5
MD NOW MEDICAL CENTER INC			5	100%	5
MEDEXPRESS URGENT CARE- ALLISON PARK		3	2	40%	5
CVS SC1540POCT MYRTLE BEACH		4	1	20%	5
BROOME COUNTY HEALTH DEPARTMENT		4	1	20%	5
MENORAH MANOR			5	100%	5
THE CLINIC OF PEDIATRICS & GI MEDICINE, INC			5	100%	5
CVS MA915POCT BEVERLY		3	2	40%	5
PRL NYC PANDEMIC RESPONSE LAB			5	100%	5
HELIX DIAGNOSTIX		2	3	60%	5
FASTCARE LLC			5	100%	5
OPTUMCARE FLORIDA, LLC		3	2	40%	5
COMMONS AT ORLANDO LUTHERAN TOWERS SNF			5	100%	5
FLORIDA HEALTH CARE PLANS STIRLING CENTER			5	100%	5
RUSH UNIVERSITY MEDICAL CENTER LABORATORY			5	100%	5
CVS NV408817POCT LAS VEGAS		1	4	80%	5
EAST BANK HOSPITAL - UNIVERSITY OF MINNESOTA MEDICAL CENTER			5	100%	5
QUINTON MEMORIAL HEALTH CARE CENTER		5			5
CARE CENTER OF LAKE PLACID		1	4	80%	5
STVHCS - Dental Outpatient Clinic		5			5
Wynfield Park Health and Rehabilitation		5			5
FELICIDAD MEDICAL CENTER INC			5	100%	5
MEDEXPRESS URGENT CARE - ROCKAWAY		5			5
WALGREENS# 00323		5			5
MEDEXPRESS - NEW CASTLE, DUPONT HWY		4	1	20%	5
BOROPARK URGENT CARE		4	1	20%	5
CVS MA2600POCT WEYMOUTH		4	1	20%	5
MEMORIAL HEALTHCARE SYSTEM		1	4	80%	5
MONTEFIORE MEDICAL CENTER LABS MONTEFIORE		4	1	20%	5
Home Health Care Clinic		4	1	20%	5
FLORIDA PRIMARY CARE AND SPORTS MEDICINE INC		2	3	60%	5
MEDICAL CENTER OF BLOUNTSTOWN			5	100%	5
RURAL/METRO MIDSOUTH,		5			5
CVS OH2486POCT NILES		3	2	40%	5
JOHN T MACKAY MD			5	100%	5
DAVENPORT PEDIATRICS PA		1	4	80%	5
MONROE COUNTY DEPT OF PUBLIC HEALTH ST		5			5
BLUETAIL MEDICAL GROUP, LLC		4	1	20%	5
Arbors at Stow		5			5

# COVID-19: testing by laboratory

Data through May 16, 2021 verified as of May 17, 2021 at 09:25 AM

Data in this report are provisional and subject to change.

The numbers in the table below represent the number of Florida and non-Florida residents for whom test results were received by the Department of Health. A person can be tested by more than one laboratory and can have both positive and negative results. **Therefore, the sum of the numbers in each column will be larger than the total number of people tested.**

Reporting lab	Inconclusive	Negative	Positive	Percent positive	Total
KEYSTONE REHABILITATION AND HEALTH CENTER		1	4	80%	5
ELDER ALTERNATIVES INC		3	2	40%	5
FRESENIUS MEDICAL CARE			5	100%	5
ST JOSEPHS HOSPITAL PATHOLOGY LAB		4	1	20%	5
UCF STUDENT HEALTH SERVICES LABORATORY		2	3	60%	5
BEACH HOUSE		5			5
MIDDLEBURG VA CBOC		4	1	20%	5
CVS MA217POCT TEWKSBURY		4	1	20%	5
ENT AND ALLERGY ASSOCIATES OF FLORIDA, LLC			5	100%	5
SCIENCE CARE			5	100%	5
MEDEXPRESS URGENT CARE - BECKLEY CROSS		4	1	20%	5
OCCMED SOLUTIONS		2	3	60%	5
OLEAN GENERAL HOSPITAL		5			5
CHAMPLAIN VALLEY PHYSICIANS HOSPITAL		3	2	40%	5
PEDIATRIC URGENT HEALTH CARE			5	100%	5
LAKE MARY HEALTH AND REHABILITATION CENTER		1	4	80%	5
SAN DIEGO COUNTY PUBLIC HEALTH LAB			5	100%	5
WATERTOWN URGENT CARE PLLC		5			5
CVS NC2749POCT CONCORD		5			5
PINES HEALTH MART PHARMACY		5			5
CVS PA1657POCT YORK		4	1	20%	5
CARENOW URGENT CARE - CENTRAL AUSTIN		1	4	80%	5
ADVENTHEALTH MEDICAL GROUP PEDIATRICS AT APOPKA		5			5
UNIVERSITY OF MIAMI / SCCC RESEARCH LABORATORY			5	100%	5
CELERION			5	100%	5
COOPER HOSPITAL/UNIVERSITY MEDICAL		5			5
MINUTECLINIC DIAG OF IND, LLC #8645		5			5
TMH PHYSICIAN PARTNERS SOUTHWOOD		1	4	80%	5
CVS OH6149POCT UPPER ARLINGTON		2	3	60%	5
XRL SXF REF LAB		5			5
MINUTECLINIC DIAG OF IND, LLC #5369		4	1	20%	5
GIEBEIG FAMILY MEDICINE PA			5	100%	5
MEDEXPRESS URGENT CARE MARTINSBURG		3	2	40%	5
SOUTHEAST GEORGIA PHYSICIAN ASSOCIATES		4	1	20%	5
THONOTOSASSA COMMUNITY HEALTH CENTER		1	4	80%	5
URGENT TEAM MANAGEMENT OF TENNESSEE, L		4	1	20%	5
Samuel S. Stratton VAMC		5			5
FINLAY		1	4	80%	5
PATIENT FIRST			5	100%	5
NORTH DADE NURSING AND REHABILITATION CENTER			5	100%	5
LabCorp of America			5	100%	5
Walker BaptistMedCtr		4	1	20%	5
REGIONAL MEDICAL CENTER BAYONET POINT			5	100%	5
PREMIER PEDIATRICS		1	4	80%	5
NOVANT HEALTH UVA		2	3	60%	5
MINUTECLINIC DIAGNOSTIC OF PENNSYLVANIA, LLD #1545		5			5
CVS IN7653POCT EVANSVILLE		4	1	20%	5

# COVID-19: testing by laboratory

Data through May 16, 2021 verified as of May 17, 2021 at 09:25 AM

Data in this report are provisional and subject to change.

The numbers in the table below represent the number of Florida and non-Florida residents for whom test results were received by the Department of Health. A person can be tested by more than one laboratory and can have both positive and negative results. **Therefore, the sum of the numbers in each column will be larger than the total number of people tested.**

Reporting lab	Inconclusive	Negative	Positive	Percent positive	Total
LEVY COUNTY DEPT. OF PUBLIC SAFETY		2	3	60%	5
EXCEL URGENT CARE OF NJ, LLC		3	2	40%	5
PREMIER MEDICAL LABORATORY	1	2	2	40%	5
PRECISION DIAGNOSTICS INC - NJ		5			5
CVS IN6757POCT COLUMBUS		5			5
INFECTION CONTROL/ EMPHEALTH		3	2	40%	5
SUTTER TRACY COMMUNITY HOSPITAL			5	100%	5
Kroger 099 - The Little Clinic Fort Collins		5			5
GOOD SAMARITAN HOSPITAL		3	2	40%	5
WOMACK ARMY MEDICAL CENTER			5	100%	5
LAKEVIEW HEALTHCARE SYSTEM LLC			5	100%	5
VA SALT LAKE CITY HCS		5			5
ADVANCED HEART CARE OF SOUTH FLORIDA		5			5
CYPRESS CREEK MEDICAL CENTER			5	100%	5
ATLANTA PLUS URGENT CARE			5	100%	5
HAWTHORNE HEALTH AND REHABILITATION			5	100%	5
Louis Stokes Cleveland VA - Midtown Dialysis Center		5			5
FLAGLER HEALTH SERVICES INC			5	100%	5
MONTANA DEPARTMENT OF PUBLIC HEALTH & HUMAN SERVICES			4	100%	4
MAURY REGIONAL MEDICAL CENTER		4			4
FHCP - ORMOND BEACH			4	100%	4
MEDEXPRESS URGENT CARE, HANOVER		3	1	25%	4
EPI			4	100%	4
MYKIDZMD PEDIATRICS PLLC		4			4
MINUTECLINIC DIAG OF IND LLC #1367		4			4
PILGRIM PHARMACY INC		4			4
AHC of Mckenzie		4			4
Georgiana Health and Rehabilitation, LLC		4			4
CVS CA8872POCT ALISO VIEJO		4			4
OLYMPUS HEALTH AND PERFORMANCE			4	100%	4
SONNI'S PEDIATRICS		1	3	75%	4
Loretto Health and Rehabilitation Center		4			4
MPG JACKSONVILLE ATLANTIC BLVD		1	3	75%	4
HILLVIEW LABORATORY			4	100%	4
RELIANT ACUTE CARE			4	100%	4
MEDEXPRESS URGENT CARE NORWIN		4			4
RENE F CEDENO DMD PA		4			4
POINTE MEDICAL SERVICES INC		2	2	50%	4
Health Care Center of Jacksonville			4	100%	4
DEBORAH HEART AND LUNG CENTER		4			4
ASCENSION ST VINCENT'S MEDICAL CENTER		3	1	25%	4
CONSOLIDATED LABORATORY SERVICES			4	100%	4
CENTRAL FLORIDA WELLNESS LLC		4			4
CVS IN6605POCT INDIANAPOLIS		3	1	25%	4
CVS IN6555POCT BROWNSBURG		4			4
TOTAL RENAL LAB		3	1	25%	4
HCR ManorCare Greentree		4			4

# COVID-19: testing by laboratory

Data through May 16, 2021 verified as of May 17, 2021 at 09:25 AM

Data in this report are provisional and subject to change.

The numbers in the table below represent the number of Florida and non-Florida residents for whom test results were received by the Department of Health. A person can be tested by more than one laboratory and can have both positive and negative results. **Therefore, the sum of the numbers in each column will be larger than the total number of people tested.**

Reporting lab	Inconclusive	Negative	Positive	Percent positive	Total
NEXT BIO RESEARCH SERVICES, LLC		1	3	75%	4
SUMNER REGIONAL MEDICAL CENTER		3	1	25%	4
CVS OH6167POCT ASHLAND		4			4
ST. MARY'S HOSPITAL			4	100%	4
OPTUM FLORIDA		3	1	25%	4
MEDEXPRESS URGENT CARE-SELINGSGROVE		3	1	25%	4
OCEAN MEDICAL CENTER		3	1	25%	4
CANOPY PEDIATRICS		4			4
GERALD CHAMPION REGIONAL MEDICAL CENTE		4			4
INFINITI LABS INC			4	100%	4
Harbor House		4			4
HEALTH EXPRESS URGENT CARE		2	2	50%	4
EMERALD TRACE		4			4
CVS TX1057POCT SAN ANTONIO		3	1	25%	4
MEDHELP PELHAM		4			4
IMIC INC RESEARCH			4	100%	4
Overton Brooks VAMC		4			4
MOBILE URGENT CARE			4	100%	4
PATHOLOGY REFERENCE LAB LLC			4	100%	4
ST JOHN'S RIVERSIDE HOSPITAL		3	1	25%	4
EXPRESS TESTING-ONE			4	100%	4
MEDEXPRESS URGENT CARE - SOMERSET TOWNSHIP		4			4
SUMMIT CLINICAL LABORATORIES LLC			4	100%	4
MINUTECLINIC DIAG OF IND, LLC #6908		4			4
CVS IL2297144CV CHICAGO		4			4
CVS CT692POCT NORTH HAVEN		4			4
ARCPOINT LABS OF ALTAMONTE SPRINGS		2	2	50%	4
UNIVERSITY OF WASHINGTON MEDICAL CENTER (UWMC) EMERGENCY DEPT.			4	100%	4
CHILDREN'S MEDICAL GROUP		4			4
FLORIDA HOSPITAL LABORATORIES		4			4
APOPKA FAMILY HEALTH CENTER		3	1	25%	4
SOUTH MIAMI HOSPITAL		1	3	75%	4
HEALTHQUEST, INC		3	1	25%	4
LAKE MARY PEDIATRICS			4	100%	4
CVS MINUTE CLINIC		1	3	75%	4
MEADOWS AT CYPRESS GARDENS, THE		3	1	25%	4
URGENT CARE - OCONEE		2	2	50%	4
A PATTERN MEDICAL CLINIC		4			4
UF HEALTH PATHOLOGY LABORATORIES			4	100%	4
SOUTH FLORIDA URGENT CARE CENTERS, LLC			4	100%	4
MEDICAL CENTER ENTERPRISE			4	100%	4
LIFE CARE HOME HEALTH SERVICES LLC		1	3	75%	4
MARK HOANG MD PA			4	100%	4
CVS MA1006POCT BROCKTON		4			4
WELLSTREET - PONCE DE LEON		4			4
WESLEY CHAPEL INTERNAL MEDICINE AND PEDIATRICS			4	100%	4
Marian Manor, Inc		4			4

# COVID-19: testing by laboratory

Data through May 16, 2021 verified as of May 17, 2021 at 09:25 AM

Data in this report are provisional and subject to change.

The numbers in the table below represent the number of Florida and non-Florida residents for whom test results were received by the Department of Health. A person can be tested by more than one laboratory and can have both positive and negative results. **Therefore, the sum of the numbers in each column will be larger than the total number of people tested.**

Reporting lab	Inconclusive	Negative	Positive	Percent positive	Total
BELLIN HEALTH LAB		1	3	75%	4
MEDICINE SHOPPE #1306 THE		3	1	25%	4
VA Ann Arbor HCS		3	1	25%	4
John L. McClellan Memorial Veterans Hospital		4			4
CVS OH4499POCT LYNDHURST		2	2	50%	4
Kroger 124 - The Little Clinic University		3	1	25%	4
FLORIDA HEALTHCARE PLAN			4	100%	4
CUMBERLAND MEDICAL CENTER INC		4			4
MOBIL LAB FOR ALL INC		4			4
COMMUNITY HEALTH CENTER OF WEST PALM BEACH			4	100%	4
STONE CLINICAL LABORATORIES OF FL LLC		4			4
WILLIAM A HINTON STATE LABORATORY INSTITUTE		1	3	75%	4
TARPON SPRINGS PEDIATRICS, LLC			4	100%	4
ADVANCED URGENT CARE LLC		1	3	75%	4
MEDEXPRESS URGENT CARE - CINNAMINSON		3	1	25%	4
CVS MA969POCT PALMER		4			4
FAMILY MEDICAL CLINIC HOMESTEAD, LLC			4	100%	4
FHPG TAMPA PRIMARY CARE			4	100%	4
LAKESIDE HOSPITAL BELLE GLADE			4	100%	4
NHC HealthCare, Cookeville		4			4
GILCHRIST COUNTY HEALTH DEPT			4	100%	4
AFC URGENT CARE GUNBARREL			4	100%	4
GENUS DIAGNOSTICS			4	100%	4
LB Broen Home		4			4
CVS HEALTH, #5962		4			4
KENTUCKY CABINET FOR HEALTH AND FAMILY SERVICES			4	100%	4
COVENIENT CARE MEDICAL CLINIC			4	100%	4
ST. LUKE'S HOSPITAL - BETHLEHEM CAMPUS		1	3	75%	4
IMA MEDICAL CENTER OF OVIEDO			4	100%	4
Kroger 959 - The Little Clinic Carmel		4			4
Glenis Dr VA Outpatient Clinic		3	1	25%	4
COMMUNITY HEALTH CENTERS INC			4	100%	4
OMNICARE PHARMACY OF TEXAS 1		4			4
BEAUFORT MEMORIAL			4	100%	4
WINDER NURSING INC DBA WINDER HEALTH CARE		4			4
CORIZON HEALTH INC			4	100%	4
CVS PA1193POCT JENKINTOWN		4			4
MINUTECLINIC DIAGNOSTIC OF NORTH CARO		4			4
STEAMBOAT EMERGENCY CENTER			4	100%	4
ANY LAB TEST FAST CORP		3	1	25%	4
MD NOW URGENT CARE - DELRAY WEST			4	100%	4
BE WELL PHARMACY		4			4
CAREWELL 202			4	100%	4
CORTLAND REGIONAL MEDICAL CENTER		4			4
HEARTLAND - CHARLESTON OF HANAHAN SC,		4			4
PLAINVIEW PRIMARY CARE		4			4
CVS MA1121POCT WESTFORD		4			4

# COVID-19: testing by laboratory

Data through May 16, 2021 verified as of May 17, 2021 at 09:25 AM

Data in this report are provisional and subject to change.

The numbers in the table below represent the number of Florida and non-Florida residents for whom test results were received by the Department of Health. A person can be tested by more than one laboratory and can have both positive and negative results. **Therefore, the sum of the numbers in each column will be larger than the total number of people tested.**

Reporting lab	Inconclusive	Negative	Positive	Percent positive	Total
SOUTHLAND SUITES OF LAKELAND			4	100%	4
15 TO KNOW			4	100%	4
Calusa Harbour			4	100%	4
ST PETE DIRECT PRIMARY CARE		2	2	50%	4
PROMPT CARE OF CENTRAL FLORIDA LLC		1	3	75%	4
PHYSICIANS IMMEDIATE CARE AURORA			4	100%	4
CVS CA9485POCT MISSION VIEJO		4			4
UNIVERSITY OF MICHIGAN		2	2	50%	4
SUMMERFORD NURSING HOME, INC.		4			4
DEPARTMENT OF HEALTH AND HUMAN SERVICES		2	2	50%	4
Heartland of Boynton Beach			4	100%	4
COVID PROCESSING SITE			4	100%	4
CAPTAIN JAMES A. LOVELL FEDERAL HEALTHCARE CENTER			4	100%	4
CAREWELL URGENT CARE			4	100%	4
PM PEDIATRICS OF BAYSIDE, PLLC - MANHASSET		4			4
UNIVERSITY OF MIAMI HOSPITALS & CLINIC			4	100%	4
MC DIAGNOSTIC OF CONNECTICUT, PC #252		3	1	25%	4
ACCENT PHYSICIAN SPECIALISTS PA		4			4
NAVAL HOSPITAL CAMP PENDLETON			4	100%	4
BARTON MEMORIAL HOSPITAL		3	1	25%	4
MEDEXPRESS URGENT CARE CHICOPEE		3	1	25%	4
CVS NV8784POCT LAS VEGAS		3	1	25%	4
Kroger 752 - The Little Clinic Central Station		3	1	25%	4
CVS CT288POCT BRISTOL		3	1	25%	4
SIMEDHEALTH, LLC		2	2	50%	4
HAMPTON ALF AT 24TH ROAD LLC			4	100%	4
INTERMOUNTAIN HEALTHCARE CENTRAL LABORATORY			4	100%	4
MEDEXPRESS URGENT CARE - FORT SMITH		4			4
FLORIDA HEART AND VASCULAR			4	100%	4
LAKE FOREST PARK OP CO LLC		4			4
REHABILITATION CENTER OF WINTER PARK,THE			4	100%	4
BETHESDA HOSPITAL WEST BLOOD GAS LAB			4	100%	4
Millennium Nursing & Rehab Center		4			4
UAB URGENT CARE CLINIC			4	100%	4
Hunterdon Medical Center Laboratory		4			4
MEDFIRST URGENT CARE			4	100%	4
CARENOW-LEBANON		2	2	50%	4
MEDEXPRESS URGENT CARE - ANDERSON		4			4
INTERMARKET FACILITY			4	100%	4
ADVENTHEALTH NEW SMYRNA BEACH COMMUNITY HEALTH			4	100%	4
Bethany Health and Rehab		4			4
FLORIDA HOSPITAL PHYSICIANS GROUP		1	3	75%	4
CENTERPLACE HEALTH, INC			4	100%	4
FLORIDA HOSPITAL ALTAMONTE		2	2	50%	4
CVS MA2125POCT NATICK		3	1	25%	4
WALGREENS #04311		4			4
Crowne Health Care of Montgomery		4			4

# COVID-19: testing by laboratory

Data through May 16, 2021 verified as of May 17, 2021 at 09:25 AM

Data in this report are provisional and subject to change.

The numbers in the table below represent the number of Florida and non-Florida residents for whom test results were received by the Department of Health. A person can be tested by more than one laboratory and can have both positive and negative results. **Therefore, the sum of the numbers in each column will be larger than the total number of people tested.**

Reporting lab	Inconclusive	Negative	Positive	Percent positive	Total
Kroger 186 - The Little Clinic Holiday Manor		3	1	25%	4
WALGREENS #07034		4			4
GUTHRIE MEDICAL GROUP - CORNING		3	1	25%	4
MAYO CLINIC BEACHES PRIMARY CARE CTR		3	1	25%	4
CARE ATC ARLINGTON CENTRAL PARK		4			4
CVS NH2257POCT MANCHESTER		4			4
TMH REHABILITATION CENTER		4			4
OKLAHOMA STATE UNIVERSITY DIAGNOSTIC LAB			4	100%	4
REFUGE A HEALING PLACE, THE			4	100%	4
SOUTHWESTERN REGIONAL MEDICAL CENTER - TULSA		4			4
State Lab Unspecifd			4	100%	4
Mill Valley Care Center		4			4
CVS M08555POCT KANSAS CITY		4			4
HARBORCHASE OF VILLAGES CROSSING			4	100%	4
GASTROENTEROLOGY ASSOC OF PENSACOLA, PA		2	2	50%	4
Oak Creek Terrace		4			4
CVS PA10825POCT PLYMOUTH MEETING		4			4
SOUTH FLORIDA PEDIATRIC PARTNERS			4	100%	4
MERCY HOSPITAL			4	100%	4
FASTMED URGENT CARE			4	100%	4
SOUTHEASTERN REGIONAL MEDICAL CENTER			4	100%	4
MEDEXPRESS URGENT CARE - TULSA, S YALE AVE		4			4
DACH MAIN LAB			4	100%	4
BETHPAGE MEDICAL PLLC		4			4
MEMORIAL HEALTH CARE SYSTEMS			4	100%	4
ENGLE CENTER FOR HEALTH SERVICES		4			4
JERSEY IRISH MEDICAL (DBA AFC URGENT C		3	1	25%	4
NEULIFE NEUROLOGICAL SERVICES LLC			4	100%	4
ACCESS RECOVERY SOLUTIONS LLC			4	100%	4
PANCARE HEALTH - PONCE DE LEON			4	100%	4
CVS M04850POCT SPRINGFIELD		4			4
University Plaza Rehabilitation and Nursing			4	100%	4
1ST CHOICE URGENT CARE CENTER LLC		3	1	25%	4
UNIVERSITY OF MIAMI STUDENT HEALTH SERVICE			4	100%	4
FCHC (OB)-DARWIN SQUARE CTR.			4	100%	4
CVS MN6811POCT PLYMOUTH		4			4
COOK HOSPITAL AND CARE CENTER		3	1	25%	4
DEPARTMENT OF HEALTH AND ENVIRONMENTAL CONTROL			4	100%	4
RML PHARMACY PC		4			4
MEDEXPRESS URGENT CARE - TEAYS VALLEY		3	1	25%	4
MEDRITE MEDICAL CARE PC		4			4
PREMIER PEDIATRICS LLC			4	100%	4
CHILDREN'S HEALTHCARE OF ATLANTA		4			4
EAST TENNESSEE CHILDREN'S HOSPITAL		3	1	25%	4
CVS OH4300POCT STRONGSVILLE		4			4
CVS TX5807POCT PEARLAND		4			4
CVS NC4169POCT FAYETTEVILLE		4			4

# COVID-19: testing by laboratory

Data through May 16, 2021 verified as of May 17, 2021 at 09:25 AM

Data in this report are provisional and subject to change.

The numbers in the table below represent the number of Florida and non-Florida residents for whom test results were received by the Department of Health. A person can be tested by more than one laboratory and can have both positive and negative results. **Therefore, the sum of the numbers in each column will be larger than the total number of people tested.**

Reporting lab	Inconclusive	Negative	Positive	Percent positive	Total
WELLSTAR PAULDING HOSPITAL		4			4
STANFORD HEALTH CARE ANATOMIC PATHOLOGY & CLINICAL LAB			4	100%	4
Crowne Health Care of Greenville		4			4
SINAI POST ACUTE NURSING AND REHAB CE		4			4
MOUNT SINAI AVENTURA DIAGNOSTIC CENTER			4	100%	4
CARE ONE PRIMARY CARE			4	100%	4
MEDEXPRESS URGENT CARE - LITTLE ROCK		3	1	25%	4
MEDEXPRESS URGENT CARE - WESTFIELD, E MAIN ST		3	1	25%	4
FLORENCE - HUNTSVILLE HOSPITAL URGENT CARE		3	1	25%	4
NEMOURS CHILDREN'S CLINIC			4	100%	4
HALIFAX HEALTH CARE FOR WOMEN		3	1	25%	4
HAVEN CUSTEAD CARE CENTER		1	3	75%	4
CARTERSVILLE MEDICAL CENTER		1	3	75%	4
CVS TN7144POCT BARTLETT		4			4
PANCARE HEALTH YOUNGSTOWN			4	100%	4
FAMILY MEDICINE AT WATERMAN		4			4
PRESBYTERIAN FAMILY HEALTHCARE-KASEMAN		4			4
CVS NJ1927POCT GREEN BROOK		4			4
WE CARE - CARNIVAL CRUISELINE		4			4
CVS MI8091POCT FRASER		3	1	25%	4
SONIC REFERENCE LABORATORY			4	100%	4
BAYLOR ESOTERIC AND MOLECULAR LAB			4	100%	4
LEON MEDICAL CENTERS, LLC			4	100%	4
Medilodge of Alpena		4			4
MEDEXPRESS URGENT CARE, LANCASTER WEST		2	2	50%	4
DERMATOLOGY SPECIALISTS OF FL - DR. JON WARD			4	100%	4
CVS CA9751POCT AGOURA		4			4
NOVANT HEALTH PRESBYTERIAN		2	2	50%	4
AFFINITY URGENT CARE			4	100%	4
UNION CITY MANOR NURSING CENTER		4			4
DTR LABS		3	1	25%	4
MICHIGAN HEALTH CLINIC LABORATORIES		3	1	25%	4
INTRACOASTAL LABS INC		4			4
BRANDON REGIONAL EMERGENCY CTR			4	100%	4
PENINSULA REGIONAL MED CTR LAB			4	100%	4
DEPARTMENT OF HEALTH/ NEW YORK			4	100%	4
ADVENTHEALTH MEDICAL GROUP ADULT AND SENIOR HEALTH		1	3	75%	4
HARBOUR ISLAND PEDIATRICS LLC			4	100%	4
GET WELL EXPRESS URGENT CARE & WALK-IN CLINIC			4	100%	4
LOYOLA UNIVERSITY MEDICAL CENTER LABORATORY			4	100%	4
BAPTIST HEALTH MEDICAL CENTER			4	100%	4
DR. G'S URGENT CARE			4	100%	4
PARKWAY DRUGS OF ONEIDA COUNTY NORTH I		3	1	25%	4
SANFORD SOUTH UNIVERSITY		4			4
SINAI PLAZA NURSING AND REHAB CENTER			4	100%	4
NOT GIVEN		1	3	75%	4
NEMOURS CHILDREN'S URGENT CARE LAKE NONA			4	100%	4



# COVID-19: testing by laboratory

Data through May 16, 2021 verified as of May 17, 2021 at 09:25 AM

Data in this report are provisional and subject to change.

The numbers in the table below represent the number of Florida and non-Florida residents for whom test results were received by the Department of Health. A person can be tested by more than one laboratory and can have both positive and negative results. **Therefore, the sum of the numbers in each column will be larger than the total number of people tested.**

Reporting lab	Inconclusive	Negative	Positive	Percent positive	Total
BUCKINGHAM PLACE ALF		4			4
KAISER PERMANENTE REGIONAL LAB		4			4
L3HARRIS FAMILY MEDICAL CENTER			4	100%	4
MARSHFIELD LABORATORIES			4	100%	4
ENCOMPASS HOME HEALTH		4			4
JOHNNIE RUTH CLARKE LAB			4	100%	4
MIDDLETON PEDIATRICS			4	100%	4
NYC PUBLIC HEALTH LABS			4	100%	4
JUPITER INTERNAL MEDICINE AND ASSOCIATES			4	100%	4
BARRANCO CLINIC PA, THE	1	3			4
RIVER CITY MEDICAL ASSOCIATES INC			4	100%	4
HOME DOCS		2	2	50%	4
LEESBURG REGIONAL MEDICAL CENTER URGENT CARE			4	100%	4
CVS MA654POCT ACTON		4			4
Lakeview Village		4			4
Westminster Manor		3	1	25%	4
SOUTH BAY CORRECTIONAL FACILITY			4	100%	4
PEACEHEALTH LABORATORIES		3	1	25%	4
CROSSROADS URGENT CARE PLLC		4			4
CVS CA9492POCT YORBA LINDA		4			4
PRIMECARE		2	2	50%	4
ELITE PRIMARY CARE OF WAYCROSS		1	3	75%	4
CVS MINUTE CLINIC DIAGNOSTIC MED GRP		4			4
Orchid Cove at Naples			4	100%	4
THE OASIS ALF		4			4
H/L of WEst AShley Rhabilitation and Nursing Center		4			4
MEDEXPRESS URGENT CARE - WEXFORD		4			4
HELIX BIOMEDICS LLC			4	100%	4
LIVINGSTON COUNTY DEPT OF HEALTH REPRO			4	100%	4
CVS OH6164POCT DELAWARE		4			4
Kroger 125 - The Little Clinic Castle Rock		3	1	25%	4
ASCENDI HOME HEALTH AGENCY INC			4	100%	4
COVANCE CLS			4	100%	4
CVS TX3292POCT WYLIE		4			4
CVS PA4000POCT INDIANA		4			4
BETTERMED URGENT CARE			4	100%	4
CONSULATE HEATH CARE AT WEST ALTAMONTE			4	100%	4
LUVERNE HEALTH AND REHABILITATION		4			4
MAILBOX DIAGNOSTICS		2	2	50%	4
ELIZABETH CITY HEALTH & REHABILITATION		4			4
PINELLAS POINT NURSING AND REHAB			4	100%	4
GREEN BAY BLIZZARD OFFICE		4			4
CENTRAL FLORIDA INTERNAL OCCUPATIONAL AND		4			4
Kroger 895 - The Little Clinic Green Hills		4			4
FISHERMEN'S HOSPITAL			4	100%	4
ACHN CLINIC			4	100%	4
CVS OH2381POCT LEWIS CENTER		4			4

# COVID-19: testing by laboratory

Data through May 16, 2021 verified as of May 17, 2021 at 09:25 AM

Data in this report are provisional and subject to change.

The numbers in the table below represent the number of Florida and non-Florida residents for whom test results were received by the Department of Health. A person can be tested by more than one laboratory and can have both positive and negative results. **Therefore, the sum of the numbers in each column will be larger than the total number of people tested.**

Reporting lab	Inconclusive	Negative	Positive	Percent positive	Total
LABQ CLINICAL DIAGNOSTICS		4			4
MEDEXPRESS URGENT CARE-ARLINGTON		3	1	25%	4
WELLSTREET BUCKHEAD SOUTH		3	1	25%	4
HACKENSACK MERIDIAN URGENT CARE, PC		4			4
ManorCare Health Services Camp Hill		4			4
CVS CA9803POCT RIVERSIDE		4			4
RAJ K PAI MD PA			4	100%	4
CRESTAR LABS		2	2	50%	4
LAHEY CLINIC MEDICAL CENTER			4	100%	4
AIRPORT CLINIC			4	100%	4
LATCHER LABORATORY OF A O FOX MEMORIAL		2	2	50%	4
PM PEDIATRICS OF SELDEN PLLC		4			4
HAMILTON MEDICAL CENTER LABORATORY		2	2	50%	4
MEDEXPRESS URGENT CARE-VINLAND SOUTH		3	1	25%	4
MINNESOTA DEPARTMENT OF HEALTH LABORATORY	1		3	75%	4
EXTENDICARE HEALTH & REHAB CENTER		4			4
AIREVAC INTERNATIONAL		4			4
INDUSTRY LAB DIAGNOSTIC PARTNERS			4	100%	4
TRUE HEALTH- HOFFNER		3	1	25%	4
VA OUTPATIENT PHARMACY			4	100%	4
URGENT CARE OF THE SMOKIES			4	100%	4
Smoky Mountain Nursing and Rehabilitation Center		4			4
MEDEXPRESS URGENT CARE- FORT WORTH N T		4			4
WALGREENS #3811		1	3	75%	4
REMEDY URGENT CLINIC		2	2	50%	4
MEDEXPRESS URGENT CARE - HACKETTSTOWN		3	1	25%	4
BIOTEST PLASMA CENTER		4			4
CVS CA9145POCT SANTEE		3	1	25%	4
CALLE OCHO DIALYSIS			4	100%	4
DEACONESS HOSPITAL			4	100%	4
MEDEXPRESS URGENT CARE - MARKHAM STREE		3	1	25%	4
SOMA MEDICAL CENTER PA #3 PALOMINO			4	100%	4
FLORIDA DEPARTMENT OF HEALTH (FDOH)		2	2	50%	4
CLINICAL CARE CENTER, INC			4	100%	4
SIGNATURE CARE MONTROSE		2	2	50%	4
MINUTECLINIC DIAGNOSTIC OF VIRGINIA, LLC #392		4			4
Kennedy University Hospital -Wash Twp L		4			4
AFTER HOURS PEDS			4	100%	4
SOFTCELL L-FORM LABORATORIES, LLC		1	3	75%	4
ARCPPOINT LABS OF FORT LAUDERDALE, FL CENTRAL		1	3	75%	4
BRENTWOOD SENIOR LIVING AT ST PETE			4	100%	4
PALM BEACH CANCER INSTITUTE			4	100%	4
LIFEHOPE LABS			4	100%	4
HAWAII DEPARTMENT OF HEALTH			4	100%	4
ORLANDO REGIONAL HEALTH SERVICES		2	2	50%	4
TAVARES VA COMMUNITY OUTPATIENT CLINIC		4			4
FAMILY MEDICINE AT WINTER PARK			4	100%	4

# COVID-19: testing by laboratory

Data through May 16, 2021 verified as of May 17, 2021 at 09:25 AM

Data in this report are provisional and subject to change.

The numbers in the table below represent the number of Florida and non-Florida residents for whom test results were received by the Department of Health. A person can be tested by more than one laboratory and can have both positive and negative results. **Therefore, the sum of the numbers in each column will be larger than the total number of people tested.**

Reporting lab	Inconclusive	Negative	Positive	Percent positive	Total
Eldorado Rehab & Healthcare		4			4
NDX-CORE LAB			4	100%	4
MD ANDERSON			4	100%	4
CVS CA9497POCT IRVINE		4			4
CVS TX7156POCT RICHARDSON		4			4
SunTerrace Health Care Center		3	1	25%	4
WHITE EARTH IHS MAIN LAB		4			4
VA Boston HCS-West Roxbury Division		3	1	25%	4
AURORA BAYCARE UROLOGY			4	100%	4
Bay View Nursing and Rehabilitation Center		3	1	25%	4
BETHPAGE EXTENDED HOURS CENTER		4			4
CATSKILL REGIONAL MEDICAL CENTER		4			4
CVS MA2297677CV BOSTON		4			4
SACRED HEART HEALTH SYSTEMS INC			4	100%	4
VITAL CARE URGENT CARE			4	100%	4
ASPEN VALLEY HOSPITAL			4	100%	4
INDIAN RIVER SHERIFF OFFICE		4			4
BAPTIST HOSPITAL NURSING/PATIENT CARE			4	100%	4
ROAN DRUG COMPANY LLC		4			4
MEDAC AT PORTERS NECK			4	100%	4
MINUTECLINIC DIAGNOSTIC PA #3344		4			4
Good Samaritan Society - Fairfield Glade		4			4
OPTUM OF RED ROAD		4			4
Metro West Nursing and Rehab			4	100%	4
BAYSTATE MEDICAL CENTER		2	2	50%	4
MEDEXPRESS URGENT CARE - WICHITA, S SENECA ST		2	2	50%	4
Sears Coastal Nursing and Rehab		4			4
MEDEXPRESS URGENT CARE, FAIRMONT		4			4
MIAMI COMMUNITY HEALTH CENTER INC		1	3	75%	4
CVS OH4301POCT NORTHFIELD		4			4
FLORIDA MEDICAL CENTER		1	3	75%	4
COLONIAL MEDICAL CENTER-EAST ORLANDO			4	100%	4
Willowbrooke Court at Country House		4			4
MINUTECLINIC, LLC #5707		4			4
SPRINGHILL MEMORIAL HOSPITAL		4			4
COMMUNITY PHYSICIANS OF NORTH PORT PA			4	100%	4
SIGNATURE CARE EMERGENCY CENTER		2	2	50%	4
ORANGE COUNTY HEALTH DEPARTMENT		2	2	50%	4
JFK INTERNAL MEDICINE FACULTY PRACTICE		2	2	50%	4
SMOKY MOUNTAIN URGENT CARE AND FAMILY MEDICINE CENTER			4	100%	4
WAKE FOREST MEDICAL CENTER LABORATORY			4	100%	4
Kroger 339 - The Little Clinic Highlands - Bardstown Road		4			4
UVA HEALTH SYSTEM MEDICAL LABORATORIES			4	100%	4
DYNACARE LABORATORIES			4	100%	4
PDL PHARMACY CORP			4	100%	4
CELEBRATION PEDIATRICS			4	100%	4
CVS CA8861POCT BUENA PARK		4			4

# COVID-19: testing by laboratory

Data through May 16, 2021 verified as of May 17, 2021 at 09:25 AM

Data in this report are provisional and subject to change.

The numbers in the table below represent the number of Florida and non-Florida residents for whom test results were received by the Department of Health. A person can be tested by more than one laboratory and can have both positive and negative results. **Therefore, the sum of the numbers in each column will be larger than the total number of people tested.**

Reporting lab	Inconclusive	Negative	Positive	Percent positive	Total
OHIO CVS STORES		3	1	25%	4
LOUISIANA DEPT. OF HEALTH AND HOSPITALS-INFECTIOUS DISEASE EPI SECTION			4	100%	4
CAPITAL HEALTH LABORATORY INC			4	100%	4
NHC HealthCare, Pulaski		4			4
ADMERA HEALTH			4	100%	4
ELEVATION DIAGNOSTICS		4			4
REGIONAL MEDICAL LAB			4	100%	4
FLORIDA CANCER SPECIALISTS AND RESEARCH		2	2	50%	4
SHARP MEMORIAL HOSPITAL MICROBIOLOGY DEPT			4	100%	4
CVS MA335POCT RAYNHAM		3			3
CVS NM7242POCT ALBUQUERQUE		3			3
HARBORCHASE OF GAINESVILLE			3	100%	3
ALLIED PHYSICIANS GROUP PLLC		3			3
INTERNAL MEDICINE & PEDIATRICS WELLNESS CENTER			3	100%	3
LEXINGTON MEDICAL CENTER		1	2	67%	3
BROOKDALE OAKBRIDGE		1	2	67%	3
Kroger 768 - The Little Clinic Leestown Rd		2	1	33%	3
Maryfield Inc. dba Pennybyrn		3			3
FRESENIUS KIDNEY CARE			3	100%	3
SENTARA NORFOLK GENERAL HOSPITAL CENTRAL LAB			3	100%	3
CVS MA41POCT TAUNTON		2	1	33%	3
FAMILY TREE MEDICAL GROUP PA		2	1	33%	3
MEDEXPRESS URGENT CARE-SALINA, S 9TH ST		3			3
LAB PLUS, LLC AT ASCENSION SAINT THOMA		3			3
320 S TRANSIT ST		3			3
CVS SC2497POCT LEXINGTON		3			3
RESOLUTE PAIN SOLUTIONS		3			3
HARRINGTON PARK HEALTH AND REHAB		3			3
MINUTECLINIC DIAGNOSTIC OF WISCONSIN,		3			3
CVS NV2989POCT NORTH LAS VEGAS		2	1	33%	3
IP BOISE 1		2	1	33%	3
LUCID LABORATORY SERVICES		3			3
MEDEXPRESS URGENT CARE GREENSBURG		2	1	33%	3
GARCIA MORALES NELSON			3	100%	3
HEALTH AND WELLNESS URGENT CARE LLC			3	100%	3
SOUTHCARE PHARMACY INC		1	2	67%	3
Jersey City Medical Center		3			3
CVS PA371POCT PHILADELPHIA		3			3
CVS TX19POCT SPRING		3			3
ASANTE THREE RIVERS MEDICAL CENTER LAB		3			3
NEW CARE PRIMARY MEDICINE			3	100%	3
MEDEXPRESS URGENT CARE - TOTOWA		3			3
TAMPA		1	2	67%	3
LEGACY ER AND URGENT CARE			3	100%	3
UNITY HEALTH AND REHABILITATION CENTER			3	100%	3
SCHIFF CENTER FOR LIVER DISEASES		1	2	67%	3
NORTHWELL HEALTH			3	100%	3

# COVID-19: testing by laboratory

Data through May 16, 2021 verified as of May 17, 2021 at 09:25 AM

Data in this report are provisional and subject to change.

The numbers in the table below represent the number of Florida and non-Florida residents for whom test results were received by the Department of Health. A person can be tested by more than one laboratory and can have both positive and negative results. **Therefore, the sum of the numbers in each column will be larger than the total number of people tested.**

Reporting lab	Inconclusive	Negative	Positive	Percent positive	Total
VIRGINIA DEPARTMENT OF HEALTH DIVISION OF			3	100%	3
2412 LEBANON PIKE		2	1	33%	3
EMORY CRAWFORD LONG HOSPITAL			3	100%	3
Kroger 387 - The Little Clinic Hubbards Lane		3			3
SOUTH LAKE FAMILY HEALTH CENTER			3	100%	3
MINUTECLINIC, LLC #05814		3			3
DIGNITY HEALING LLC			3	100%	3
F W HUSTON MEDICAL CENTER SENIOR LIVIN		3			3
CENTRAL FL INTERNAL MEDICINE ASSOCIATES LLC		3			3
THE DOCTORS OFFICE OF BRICK, LLC		3			3
ADVANCED URGENT CARE CENTER OF THE UPPER KEYS		1	2	67%	3
DOCTOR 4 U CLINIC		1	2	67%	3
Walgreens #5984		3			3
RIVERSIDE METHODIST HOSPITAL LAB			3	100%	3
TRISTAR WELLNESS, LLC		3			3
EFFINGHAM HOSP, INC, DBA EFFINGHAM HEALTH		3			3
MEDICAL CITY DALLAS HOSPITAL			3	100%	3
METHODIST HEALTHCARE - MEMPHIS HOSP		3			3
CHILDREN'S HEALTHCARE OF ATLANTA AT EG		3			3
MEDEXPRESS URGENT CARE - TOPEKA, SW WANAMAKER RD		3			3
MEDEXPRESS URGENT CARE - LINKHORNE		3			3
WHOLE CHILD PEDIATRICS			3	100%	3
CVS TX2876POCT PROSPER		3			3
WINDSOR AT OCALA		2	1	33%	3
C19 LABS			3	100%	3
MEMORIAL HEALTH UNIVERSITY MEDICAL CENTER			3	100%	3
TIFTON CARECONNECT URGENT CARE			3	100%	3
CERTIVIA LABORATORIES			3	100%	3
IMA MEDICAL CENTER OF WEST TAMPA		2	1	33%	3
CARENOW-ATASCOCITA			3	100%	3
COOPER UNIVERSITY HOSPITAL LABORATORY		2	1	33%	3
Florida Baptist Retirement Center		1	2	67%	3
WEILL CORNELL MEDICAL ASSOCIATES - EAST SIDE		3			3
SCRIPPS CLINIC MEDICAL			3	100%	3
VISITING PHYSICIANS OF THE TREASURE COAST LLC			3	100%	3
HARDEN DIALYSIS		1	2	67%	3
OMNI HEALTHCARE INC		1	2	67%	3
TOTAL FAMILY CARE		3			3
CVS AZ7075POCT CHANDLER		3			3
JACKSONVILLE VA OPC			3	100%	3
LRHS Florida Poly Tech		3			3
ONSLow MEMORIAL HOSPITAL LABORATORY		3			3
CVS NC3514POCT STANLEY		3			3
CVS IL3163POCT OAK PARK		3			3
WEST COCOA PHARMACY			3	100%	3
GRIFOLS IH CENTER AND CLINICAL LABORATORY			3	100%	3
RRMC CREEKSIDE LAB		3			3

# COVID-19: testing by laboratory

Data through May 16, 2021 verified as of May 17, 2021 at 09:25 AM

Data in this report are provisional and subject to change.

The numbers in the table below represent the number of Florida and non-Florida residents for whom test results were received by the Department of Health. A person can be tested by more than one laboratory and can have both positive and negative results. **Therefore, the sum of the numbers in each column will be larger than the total number of people tested.**

Reporting lab	Inconclusive	Negative	Positive	Percent positive	Total
Biopharmaceutics Laboratory Section		3			3
BOSTON MEDICAL CENTER			3	100%	3
TAYLOR MANOR		1	2	67%	3
NEXTCARE WYOMING LLC			3	100%	3
MANORCARE NURSING & REHABILITATION CENTER-NAPLES		3			3
LEE CONVENIENT CARE AT SUMMERLIN			3	100%	3
PINELLAS PARK HEALTH CENTER - PINELLAS CHD		1	2	67%	3
LAURELLWOOD NURSING CENTER		1	2	67%	3
LEGACY LABORATORY SERVICES			3	100%	3
PEDIATRICS IN NORTH FLORIDA PA			3	100%	3
CVS PA7132POCT THORNDALE		3			3
BRADENTON PHYSICIAN MEDICAL CENTER			3	100%	3
Kroger 753 - The Little Clinic Goss Avenue		3			3
ADVENT HEALTH MEDICAL GROUP FAMILY MEDICINE			3	100%	3
Sky View Rehabilitation and Health Care Center		3			3
VELOCITY URGENT CARE			3	100%	3
HOPE HEALTH CARE, LLC		3			3
Maple Lawn MCF		3			3
MEDICAL CENTER OF CENTRAL GEORGIA			3	100%	3
HARBOUR'S EDGE		2	1	33%	3
Crowne Health Care of Mobile		3			3
HOMELAND CENTER		3			3
CVS MO10151POCT SPRINGFIELD		2	1	33%	3
CVS PA2296POCT MACUNGIE		3			3
YATES COUNTY PUBLIC HEALTH		3			3
WALGREENS #11329		3			3
CVS OH4359POCT HUDSON		3			3
HEALGEN SCIENTIFIC			3	100%	3
JERSEY IRISH MEDICAL		3			3
SAMARITAN PACIFIC COMMUNITIES HOSPITAL		2	1	33%	3
BOLING, STEPHANIE		3			3
ORMOND BEACH URGENT CARE			3	100%	3
MINUTECLINIC DIAGNOSTIC, PA		3			3
EXPEDIAN URGENT CARE			3	100%	3
Granville Center	1	2			3
CVS TX7675POCT RED OAK		1	2	67%	3
COMMUNICABLE DISEASE CONTROL/PUBLIC HEALTH EMERGENCY PREPAREDNESS			3	100%	3
Hackensack Univ Medical Center At Pasc		2	1	33%	3
MINUTECLINIC DIAGNOSTIC, PA #10252		3			3
AZALEALAND NURSING HOME		3			3
WELLSTAR URGENT CARE SHALLOWFORD		1	2	67%	3
PEDIATRICS AND ADOLESCENT MEDICINE		2	1	33%	3
CORMEUM LAB SERVICES, LLC			3	100%	3
MEDEXPRESS URGENT CARE-BLOOMFIELD AVEN		2	1	33%	3
STRINGFELLOW MEMORIAL HOSPITAL		3			3
HARRIS URGENT CARE CENTER			3	100%	3
TUFTS MEDICAL CENTER			3	100%	3

# COVID-19: testing by laboratory

Data through May 16, 2021 verified as of May 17, 2021 at 09:25 AM

Data in this report are provisional and subject to change.

The numbers in the table below represent the number of Florida and non-Florida residents for whom test results were received by the Department of Health. A person can be tested by more than one laboratory and can have both positive and negative results. **Therefore, the sum of the numbers in each column will be larger than the total number of people tested.**

Reporting lab	Inconclusive	Negative	Positive	Percent positive	Total
SOUTHEAST GEORGIA HEALTH SYSTEM BRUNS		3			3
MEDICAL CENTER OF THE ROCKIES			3	100%	3
CTRS			3	100%	3
JOHN KNOX MANOR INC II		2	1	33%	3
SSM HEALTH ST LOUIS MICROBIOLOGY LABORATORY		1	2	67%	3
CVS OH2540POCT HILLIARD		3			3
GINKGO-IXLAYER		3			3
HOCHBERG LOWER SCHOOL		3			3
PRIMARY & URGENT CARE CENTERS			3	100%	3
QUEST DIAGNOSTICS INCORPORATED	1		2	67%	3
CVS IL2798POCT CHICAGO		1	2	67%	3
WAKULLA URGENT CARE & DIAGNOSTIC			3	100%	3
CORTLAND COUNTY HEALTH DEPARTMENT		3			3
CORNERSTONE DRUG AND GIFT INC		3			3
MEDEXPRESS URGENT CARE-WILKINS TOWNSHIP, WILLIAM PENN HIGHWAY		3			3
ADVICE FOR OPTIMAL WELLNESS, INC			3	100%	3
RAPID CITY RUGENT CARE			3	100%	3
CALIFORNIA DEPARTMENT OF PUBLIC HEALTH BRANCH LABORATORY			3	100%	3
SPRING LAKE REHABILITATION CENTER			3	100%	3
HAMILTON COUNTY HEALTH DEPARTMENT		3			3
WALGREENS NO 19542		3			3
TOTAL HEALTH CARE CLINIC		3			3
PRECIDENT FLORIDA		3			3
MEDEXPRESS URGENT CARE - WHEELING		2	1	33%	3
NC STATE LABORATORY OF PUBLIC HEALTH		3			3
MUNSON MEDICAL CENTER			3	100%	3
AFC URGENT CARE/FARRAGUT			3	100%	3
KAP MEDICAL GROUP, LLC			3	100%	3
FLORIDA LABORATORY ANALYSIS, LLC			3	100%	3
FIRST CARE - MIDDLESBORO			3	100%	3
BROOKDALE LAKE MARY			3	100%	3
MEMORIAL HERMANN CONSOLIDATED LABORATORY SERVICES			3	100%	3
NORTH BROWARD HOSPITAL DISTRICT HEALTHCARE FOR THE HOMELESS			3	100%	3
MEDICAL SERVICES OF AMERICA HOME HEALTH		3			3
CVS SC5471POCT LEXINGTON		2	1	33%	3
SUPER HEALTH PHARMACY LLC		3			3
BNC Medical Investors, LLC Berrien Nursing & Rehabilitation Center		3			3
FAST PACE URGENT CARE			3	100%	3
COASTAL PEDIATRIC CARE			3	100%	3
TIEHH BIOTERRORISM RESPONSE LAB			3	100%	3
ACCESS 365 URGENT CARE LLC		1	2	67%	3
MEDEXPRESS URGENT CARE - NUTLEY		3			3
HIALEAH SHORES NURSING AND		2	1	33%	3
UNIVERSITY HEALTH SERVICES RIVER CAMPUS		2	1	33%	3
ADVANCE FAMILY PRACTICE LLC			3	100%	3
W.G. (Bill) Hefner VAMC		3			3
24TH WEAPONS OF MASS DESTRUCTION - CIVIL SUPPORT		3			3

# COVID-19: testing by laboratory

Data through May 16, 2021 verified as of May 17, 2021 at 09:25 AM

Data in this report are provisional and subject to change.

The numbers in the table below represent the number of Florida and non-Florida residents for whom test results were received by the Department of Health. A person can be tested by more than one laboratory and can have both positive and negative results. **Therefore, the sum of the numbers in each column will be larger than the total number of people tested.**

Reporting lab	Inconclusive	Negative	Positive	Percent positive	Total
ESCO DRUG CO INC		3			3
TMH PHYSICIAN PARTNERS BLOUNTSTOWN			3	100%	3
NASON HOSPITAL			3	100%	3
GENDERXPRESS/PICTURE ME PERFECT IMAGING			3	100%	3
COASTAL SKIN SURGERY AND DERMATOLOGY PL		3			3
COMMUNITY MEDICAL CENTER			3	100%	3
NEMOURS CHILDRENS PRIMARY CARE HORIZON WEST			3	100%	3
MISSISSIPPI CARE CENTER OF DEKALB LLC		3			3
CVS IL2788POCT BUFFALO GROVE		3			3
Fort Gaines Health and Rehab		3			3
HOUSTON METHODIST HOSPITAL			3	100%	3
FAMILY FIRST PEDIATRICS			3	100%	3
MEMORIAL HERMANN			3	100%	3
ACCESS LABORATORIES LLC			3	100%	3
Jackson Health Care Facility		1	2	67%	3
Kroger 627 - The Little Clinic Castleberry		2	1	33%	3
BASCOM PALMER EYE INSTITUTE			3	100%	3
CAMPAZZI CONCIERGE MEDICAL SERVICES		2	1	33%	3
MARLBORO URGENT CARE		3			3
Illiana HCS -Danville VAMC		3			3
CVS NV5286POCT HENDERSON		3			3
NORTH NAPLES HOSPITAL RESPIRATORY THERAPY DEPARTMENT			3	100%	3
CVS AZ7263POCT PHOENIX		3			3
Schoolcraft Medical Care Facility		3			3
DOCTORS CARE - AIKEN MALL			3	100%	3
PRIMARY CARE CENTER OF LAKE CITY, THE			3	100%	3
ORLANDO AIRPORT DIALYSIS		3			3
ACCESS HEALTH CARE		2	1	33%	3
VIRTUA MEMORIAL HOSPITAL BURLINGTON COUNTY		1	2	67%	3
CVS AZ4795POCT MESA		3			3
OPENTRONS PRL		2	1	33%	3
RCA LABORATORY SERVICES LLC			3	100%	3
NEW YORK STATE DEPARTMENT OF HEALTH		1	2	67%	3
LEESBURG COMMUNITY HEALTH CENTERS			3	100%	3
MANASOTA PEDIATRICS			3	100%	3
PREMIER CLINICAL RESEARCH INSTITUTE INC			3	100%	3
THE MEDICAL CENTER			3	100%	3
Michael J Crescenz VA Outpatient Dialysis Center		3			3
HOUSTON MEDICAL CENTER			3	100%	3
EASTERN NEW MEXICO MEDICAL CENTER		3			3
Diversicare of Ripley		3			3
BICKERTON, DAWN		3			3
MASSACHUSETTS DEPARTMENT OF HEALTH			3	100%	3
Medilodge of Montrose		3			3
EXPRESSCARE URGENT CARE CENTER			3	100%	3
CCRX OF NORTH CAROLINA, LLC		2	1	33%	3
WYOMING DEPT OF HEALTH			3	100%	3



# COVID-19: testing by laboratory

Data through May 16, 2021 verified as of May 17, 2021 at 09:25 AM

Data in this report are provisional and subject to change.

The numbers in the table below represent the number of Florida and non-Florida residents for whom test results were received by the Department of Health. A person can be tested by more than one laboratory and can have both positive and negative results. **Therefore, the sum of the numbers in each column will be larger than the total number of people tested.**

Reporting lab	Inconclusive	Negative	Positive	Percent positive	Total
Englewood Health and Rehab			3	100%	3
UK HEALTHCARE			3	100%	3
OHIO HEALTH DOCTORS HOSPITAL			3	100%	3
EAST NAPLES PEDIATRICS			3	100%	3
BOND & STEELE CLINIC, PA			3	100%	3
NEBRASKA MEDICAL CENTER			3	100%	3
CORNERSTONE MEDICAL CARE OF BRANDON		2	1	33%	3
WISE HEALTH SYSTEM		1	2	67%	3
FLAGLER FAMILY MEDICINE PA			3	100%	3
GEISINGER COMMUNITY MEDICAL CENTER			3	100%	3
MARRA'S PHARMACY		3			3
UC CORAL GABLES		1	2	67%	3
Kroger 635 - The Little Clinic Dacula		3			3
THOMAS LANGLEY			3	100%	3
SAFE PMC		3			3
CROSSVILLE MEDICAL GROUP		1	2	67%	3
Kroger 522 - The Little Clinic Gahanna		2	1	33%	3
OPTUM PRIMARY CARE - SILVER LAKES			3	100%	3
TWELVE OAKS RECOVERY CENTER			3	100%	3
CVS AZ1720POCT QUEEN CREEK		3			3
HUMC		1	2	67%	3
Glenview Terrace Nursing Center		3			3
SOFTLAB			3	100%	3
CVS NV5942POCT LAS VEGAS		3			3
BROOKDALE ALTAMONTE SPRINGS			3	100%	3
PRISMA HEALTH MIDLANDS			3	100%	3
CVS M05727POCT PLATTE CITY		3			3
ST LUKE'S BOISE REGIONAL MEDICAL CENTER		3			3
CORE CLINICS, LLC		3			3
MEDEXPRESS URGENT CARE - O'FALLON		3			3
BAPTIST OUTPATIENT SERVICES			3	100%	3
WALGREENS #05477		3			3
APEX CLINICAL LABORATORIES INC		3			3
HEALTH SENTRY			3	100%	3
Huntington Health Care and Rehabilitation Center		3			3
BNJ		3			3
ST. PETERSBURG PEDIATRICS- 38TH AVENUE			3	100%	3
LIFEGUARD AMBULANCE SERVICE LLC - BAY COUNTY			3	100%	3
SUMMIT MEDICAL GROUP - WEST ORANGE		3			3
NORTHEAST FLORIDA INTERNAL MEDICINE PA		3			3
CVS PA7611POCT ALLISON PARK		3			3
VAULT MEDICAL SERVICES		2	1	33%	3
INTERCOASTAL FAMILY PRATICE		1	2	67%	3
NORTHWEST FLORIDA CLINICAL LAB		1	2	67%	3
SAVANNAH COVE		3			3
NEMOURS CHILDREN'S PRIMARY CARE, LONGWOOD			3	100%	3
VA OUTPATIENT CLINIC-NEW PORT RICHEY			3	100%	3

# COVID-19: testing by laboratory

Data through May 16, 2021 verified as of May 17, 2021 at 09:25 AM

Data in this report are provisional and subject to change.

The numbers in the table below represent the number of Florida and non-Florida residents for whom test results were received by the Department of Health. A person can be tested by more than one laboratory and can have both positive and negative results. **Therefore, the sum of the numbers in each column will be larger than the total number of people tested.**

Reporting lab	Inconclusive	Negative	Positive	Percent positive	Total
ST CLOUD PHARMACY AND WELLNESS CENTER		2	1	33%	3
NATHAN LITTAUER HOSPITAL LAB		3			3
BETHESDA HOSPITAL EAST BLOOD GAS LAB			3	100%	3
NORTH CAROLINA DEPT OF HEALTH & HUMAN SRVCS STATE LAB OF PUBLIC HEALTH			3	100%	3
CVS MA1179POCT HUDSON		2	1	33%	3
GROVES CENTER			3	100%	3
Kroger 448 - The Little Clinic Mason		3			3
PALM COAST DIALYSIS		2	1	33%	3
PREMIER FAMILY AND SPORTS MEDICINE		2	1	33%	3
FULGENT GENETICS HOUSTON		3			3
ADRIANA M CASTRO MD PA		3			3
MEMORIAL HOSPITAL OF TAMPA			3	100%	3
PREMIER MOBILE HEALTH SERVICES, LLC		1	2	67%	3
MEDI PARTNERS OF SOUTH FLORIDA		3			3
Kings County Hospital Center			3	100%	3
Village on the Green			3	100%	3
PHYSICIANS MEDICAL CENTER		3			3
ISLAND NURSING HOME		2	1	33%	3
Magnolia Health and Rehab Center			3	100%	3
VA West Los Angeles Medical Center		3			3
CANOPY AT HARPER LAKE, THE			3	100%	3
CVS KS676POCT LAWRENCE		2	1	33%	3
FREDERICK MEMORIAL HOSPITAL			3	100%	3
CEDAR CREST HEALTH CENTER		3			3
QUEST DIAGNOSTICS CLINICAL LABORATORIES INC		2	1	33%	3
SANIBEL MEDICAL CLINIC		1	2	67%	3
NASSAU COUNTY HEALTH DEPARTMENT		3			3
CVS PHARMACY INC DBA CVS/PHARMACY #10908		3			3
LINCOLN MEDICAL CENTER		3			3
SOLLIS HEALTH			3	100%	3
CVS IN6608POCT NEW PALESTINE		1	2	67%	3
Bainbridge Health and Rehab		3			3
YOUR DOCTOR'S OFFICE		2	1	33%	3
HELIX LW UC		1	2	67%	3
AVANTE INVERNESS		1	2	67%	3
BARONESS ERLANGER HOSPITAL		3			3
EAST CORE LAB			3	100%	3
CRISP REGIONAL HOSPITAL		3			3
MINUTECLINIC DIAGNOSTIC MEDICAL		3			3
CAPE REGIONAL URGENT CARE		3			3
SUN TERRACE HEALTH CARE CENTER			3	100%	3
FOUR WINDS BEHAVIORAL HEALTH		3			3
SOUTHEASTERN IMMEDIATE CARE- MILLEDGEVILLE GA			3	100%	3
AVALON MEDICAL GROUP		1	2	67%	3
URGENT DOC - URGENT CARE CLINIC			3	100%	3
CURATIVE TEXAS			3	100%	3
DUKE UNIVERSITY POINT OF CARE TESTING PROGRAM			3	100%	3

# COVID-19: testing by laboratory

Data through May 16, 2021 verified as of May 17, 2021 at 09:25 AM

Data in this report are provisional and subject to change.

The numbers in the table below represent the number of Florida and non-Florida residents for whom test results were received by the Department of Health. A person can be tested by more than one laboratory and can have both positive and negative results. **Therefore, the sum of the numbers in each column will be larger than the total number of people tested.**

Reporting lab	Inconclusive	Negative	Positive	Percent positive	Total
MEDEXPRESS URGENT CARE - LAWRENCE		3			3
EVERGREEN WOODS HEALTH & REHAB CENTER		2	1	33%	3
SURETOX LABORATORY LLC		2	1	33%	3
YORK HOSPITAL - LABORATORY			3	100%	3
ALOHA HOME CARE LLC DBA ACCENTCARE HOME HEALTH OF		3			3
ASPIRUS WAUSAU HOSPITAL			3	100%	3
CABELL HUNTINGTON HOSPITAL CLINICAL LAB			3	100%	3
THE CENTER FOR DISCOVERY		3			3
CVS MD1490POCT GAITHERSBURG		3			3
BAPTIST HOSPITAL OF MIAMI MCI BROWARD LABORATORY			3	100%	3
BAYSHORE MEDICAL CENTER LABORATORY		3			3
CARECENTER PHARMACY, LLC		3			3
WINDERMERE PEDIATRICS			3	100%	3
ERIE COUNTY PUBLIC HEALTH CLINICAL		3			3
GYN PATH SERVICES			3	100%	3
ROANE MEDICAL CENTER		2	1	33%	3
AUGUSTA UNIVERISTY MEDICAL CENTER			3	100%	3
Kroger 093 - The Little Clinic Stapleton		2	1	33%	3
HEALTH EXPRESS		3			3
PANCARE HEALTH - FRANKLIN CO			3	100%	3
JS HEALTHCARE		2	1	33%	3
CDK LIBERTY ENTERPRISES, LLC		3			3
CGH MEDICAL CENTER			3	100%	3
MEDEXPRESS URGENT CARE - WALL		3			3
GREENTREE MEDICAL CENTER			3	100%	3
CVS MN663POCT APPLE VALLEY		2	1	33%	3
Kroger 388 - The Little Clinic Braelinn Village		3			3
Concordia Village of Tampa			3	100%	3
COX HEALTH SOUTH LAB		1	2	67%	3
OAKMONT OF UNION SC, LLC		3			3
MEDEXPRESS URGENT CARE-CHIPPEWA		2	1	33%	3
EASTMAN HEALTHCARE & REHAB		3			3
LOCH HAVEN PEDIATRICS			3	100%	3
KISSIMMEE URGENT CARE		3			3
HEPATOLOGY DIAGNOSTIC LAB			3	100%	3
ALABAMA DEPT PUBLIC HEALTH			3	100%	3
DELRAY BEACH HEALTH DEPT LAB			3	100%	3
JOJAN PHARMA INC		3			3
PROHEALTH PRIMARY CARE - GLEN OAKS		3			3
Farmville Health & Rehab Center		3			3
MID-FLORIDA PATHOLOGY LLC - MOBILE UNIT # 3		1	2	67%	3
NORTH DAKOTA DEPT OF HEALTH MICROBIOLOGY		1	2	67%	3
CELEBRATION PRIMARY CARE ASSOCIATES LLC		3			3
MAYO		1	2	67%	3
BROADWAY HEALTH FLORIDA MEDICAL CLINIC URGENT CARE			3	100%	3
CLINICA HISPANIA			3	100%	3
BAPTIST PRIMARY CARE, INC.		2	1	33%	3

# COVID-19: testing by laboratory

Data through May 16, 2021 verified as of May 17, 2021 at 09:25 AM

Data in this report are provisional and subject to change.

The numbers in the table below represent the number of Florida and non-Florida residents for whom test results were received by the Department of Health. A person can be tested by more than one laboratory and can have both positive and negative results. **Therefore, the sum of the numbers in each column will be larger than the total number of people tested.**

Reporting lab	Inconclusive	Negative	Positive	Percent positive	Total
CAPTIAL REGIONAL MEDICAL CENTER			3	100%	3
INSPIRED LIVING AT SARASOTA			3	100%	3
MURFREESBORO MEDICAL CLINIC		3			3
UNIVERSITY OF MARYLAND MEDICAL CENTER			3	100%	3
The Good Shepherd		3			3
ATLANTIS OUTPATIENT CENTER		3			3
NORTHCREST MEDICAL CENTER		1	2	67%	3
ROYAL PALM RETIREMENT CENTRE		3			3
ADVENTHEALTH WATERMAN COMMUNITY CLINIC			3	100%	3
ANN STORCK CENTER INC		3			3
PUBLIC HEALTH TRUST OF MIAMI DADE COUNTY			3	100%	3
WEST TN HEALTH MED NORTH		3			3
DOCTORS HOSPITAL RENAISSANCE			3	100%	3
RINGLING HEALTH CENTER		2	1	33%	3
WOODMARK AT UPTOWN ASSISTED LIVING		3			3
EVENING PEDIATRICS INC		1	2	67%	3
ST LUKES HOSPITAL			3	100%	3
MEDIC INFUSION PA		3			3
AFFORDABLE PRIMARY CARE LLC		3			3
WALGREENS #07502		3			3
PIEDMONT ROCKDALE HOSPITAL		2	1	33%	3
ADVANCED PEDIATRICS			3	100%	3
OPP HEALTH AND REHABILITATION		3			3
FLORIDA GASTROENTEROLOGY ASSOCIATES PA		3			3
HELGEMO & LIOU PEDIATRICS			3	100%	3
SOMA MEDICAL CENTER P.A. #4			3	100%	3
COVENANT PEDIATRICS		1	2	67%	3
NORTH SHORE HOSP. INFECTION CONTROL			3	100%	3
SIGNATURE CARE PFLUGERVILLE			3	100%	3
CVS NE5863POCT OMAHA		1	2	67%	3
PARRISH MEDICAL CENTER-WAIVED TESTING		3			3
CLINICAL CARE ASSOCIATES, INC			3	100%	3
EXETER HOSPITAL		3			3
COUNTRY COTTAGE		3			3
MEDEXPRESS URGENT CARE, EDWARDSVILLE		3			3
MEMORIAL HEALTH SYSTEM		1	2	67%	3
MARYLAND STATE DEPT OF HEALTH	2		1	33%	3
INN AT LAPOSADA,THE			3	100%	3
PARKLAND HEALTH & HOSPITAL			3	100%	3
CENTRAL DUPAGE HOSPITAL			3	100%	3
AFC URGENT CARE CLEVELAND			3	100%	3
MEDSTAR URGENT CARE, LLC			3	100%	3
ACCOMPLISHED HOME CARE		3			3
MEDFUSION		2	1	33%	3
BAPTIST PRIMARY CARE FERNANDINA BEACH			3	100%	3
TARRANT COUNTY PUBLIC HEALTH		3			3
STARLING AT SAN JOSE			3	100%	3

# COVID-19: testing by laboratory

Data through May 16, 2021 verified as of May 17, 2021 at 09:25 AM

Data in this report are provisional and subject to change.

The numbers in the table below represent the number of Florida and non-Florida residents for whom test results were received by the Department of Health. A person can be tested by more than one laboratory and can have both positive and negative results. **Therefore, the sum of the numbers in each column will be larger than the total number of people tested.**

Reporting lab	Inconclusive	Negative	Positive	Percent positive	Total
NEW SMYRNA BEACH AMBULATORY CARE CTR		2	1	33%	3
MID FLORIDA CLINICAL LABORATORY		2	1	33%	3
TRUE HEALTH - LAKE UNDERHILL		3			3
CVS RI326POCT NORTH SMITHFIELD		3			3
VIRGINIA DIVISION OF CONSOLIDATED LABORATORIES			3	100%	3
FAMILY CARE SPECIALISTS OF ORLANDO			3	100%	3
CHOTA COMMUNITY HEALTH SERVICES		2	1	33%	3
PEDIATRICS BY THE SEA JOG RD OFFICE			3	100%	3
AdventHealth Care Center Orlando North			3	100%	3
OCEAN PEDIATRIC CARE			3	100%	3
MEDEXPRESS URGENT CARE - HADLEY		3			3
Kroger 758 - The Little Clinic Providence		3			3
NOVA SOUTHEASTERN UNIVERSITY		2	1	33%	3
INSPIRA MEDICAL CENTER VINELAND LAB		2	1	33%	3
COOSA VALLEY HEALTHCARE CENTER LLC		3			3
WALGREENS #01456		3			3
MERCY HEALTH			3	100%	3
UHEALTH CORAL SPRINGS			3	100%	3
AUSTIN PUBLIC HEALTH			3	100%	3
CONCENTRA - PLANTATION		3			3
CLEARWATER		2	1	33%	3
WAL-MART STORES EAST LP		2	1	33%	3
SUNDALE NURSING HOME		3			3
OHIO DEPARTMENT OF HEALTH LABORATORY		2	1	33%	3
Providence VAMC		3			3
MONTANA PUBLIC HEALTH LAB			3	100%	3
ALABAMA MEDICAL GROUP PC		2	1	33%	3
MT CARMEL PHARMACY INC		3			3
CVS OH5457POCT POWELL		3			3
ALLEGHENY GENERAL HOSPITAL			3	100%	3
Cleveland Clinic Weston			3	100%	3
CARESPOT-WELLINGTON			3	100%	3
Manor Care-Kingston Court of York PA, LLC		3			3
SOUTH COUNTY MENTAL HEALTH CENTER INC			3	100%	3
PIEDMONT MOUNTAINSIDE HOSPITAL LAB - E		3			3
MED FUSION			3	100%	3
PREMIER MEDICAL CLINIC		3			3
UNIVERSITY OF KANSAS MEDICAL CENTER			3	100%	3
CAPE REGIONAL URGENT CARE MARMORA		2	1	33%	3
FLORIDA MENTOR-POINT WEST CLUSTER		3			3
QUALITY LABORATORY SERVICE		2	1	33%	3
SAN JUAN REGIONAL MEDICAL CENTER		3			3
SCIENTIFIC LABORATORY DIVISION			3	100%	3
ABRAKIDABRA KIDS CLINIC		1	2	67%	3
CAREHERE LLC			3	100%	3
Kingston Care Center of Sylvania		3			3
NATIONAL JEWISH HEALTH			3	100%	3

# COVID-19: testing by laboratory

Data through May 16, 2021 verified as of May 17, 2021 at 09:25 AM

Data in this report are provisional and subject to change.

The numbers in the table below represent the number of Florida and non-Florida residents for whom test results were received by the Department of Health. A person can be tested by more than one laboratory and can have both positive and negative results. **Therefore, the sum of the numbers in each column will be larger than the total number of people tested.**

Reporting lab	Inconclusive	Negative	Positive	Percent positive	Total
THE PATHOLOGY LABORATORY		1	2	67%	3
Grandview Health Care Center		3			3
Gracemore Nursing and Rehab		3			3
THE OASIS BEACHSIDE		3			3
TERRACE OF ST CLOUD, THE		2	1	33%	3
New Jersey Aim At Smg		3			3
MEDEXPRESS URGENT CARE - CEDAR KNOLLS		3			3
EDITH NOURSE ROGERS MEMORIAL VAMC		3			3
CVS IN6559POCT AVON		3			3
PROPATH			3	100%	3
BOONES CREEK URGENT CARE		1	2	67%	3
COL CROSSROAD		1	2	67%	3
WOMENS CARE FLORIDA LLC-LABORATORY		3			3
HEALTH FIRST MEDICAL GROUP			3	100%	3
MARTIN MEDICAL CENTER INC		1	2	67%	3
DASCENA LAB			3	100%	3
IOWA DEPARTMENT OF PUBLIC HEALTH			3	100%	3
SEMINOLE FAMILY HEALTH CENTER		3			3
CVS NY1958POCT SYOSSET		3			3
NASSAU COUNTY HEALTH DEPARTMENT-FERNANDINA BEACH C		3			3
LIFEGUARD AMBULANCE SERVICE LLC, TEXAS			3	100%	3
Medilodge of Monroe		3			3
MEDEXPRESS URGENT CARE - JEANNETTE		3			3
Kroger 592 - The Little Clinic Alexander Plaza		2	1	33%	3
ADVENTHEALTH IMAGING LAKE NONA		1	2	67%	3
MEDEXPRESS URGENT CARE-CLOQUET		3			3
MINUTECLINIC, LLC #05891		2	1	33%	3
CVS MA137POCT QUINCY		3			3
MEDEXPRESS URGENT CARE, HERMITAGE		1	2	67%	3
SOUTHERN SURGICAL ARTS		3			3
PHYSICIANS CARE INC		1	2	67%	3
MEDEXPRESS URGENT CARE, BELLE VERNON		3			3
LIFE CARE CENTER OF SKAGIT VALLEY		3			3
BAPTIST HEALTH SURGERY CENTER AT NORTHPOINT			3	100%	3
GREATER MOBILE URGENT CARE - SPRINGHILL			3	100%	3
Lebanon VAMC		2	1	33%	3
MARYWOOD NURSING CARE CENTER		3			3
CVS MA1945POCT HANOVER		3			3
HARBORCHASE OF STUART			3	100%	3
NEMOURS CHILDRENS PRIMARY CARE MAITLAND			3	100%	3
DOUGLASVILLE NURSING AND REHABILITATIO		3			3
NEWSTAR MEDICAL LABORATORIES		3			3
CENTURY LINK SPORTS COMPLEX			3	100%	3
MIDWAY SPECIALTY CARE RX LLC		1	2	67%	3
BEEBE MEDICAL CENTER LABORATORY		3			3
ACL LABORATORIES INDUSTRIAL TOXICOLOGY			3	100%	3
SISD EMPLOYEE HEALTH CLINIC			3	100%	3

# COVID-19: testing by laboratory

Data through May 16, 2021 verified as of May 17, 2021 at 09:25 AM

Data in this report are provisional and subject to change.

The numbers in the table below represent the number of Florida and non-Florida residents for whom test results were received by the Department of Health. A person can be tested by more than one laboratory and can have both positive and negative results. **Therefore, the sum of the numbers in each column will be larger than the total number of people tested.**

Reporting lab	Inconclusive	Negative	Positive	Percent positive	Total
MEDEXPRESS URGENT CARE - RICHMOND, W BROAD ST		3			3
BROOKDALE SENIOR LIVING			3	100%	3
NORTHSIDE FAMILY MEDICINE AND URGENT CARE (HOLLY SPRINGS)		3			3
NORTHERN LIGHT LABORATORY		1	2	67%	3
CVS IN8639POCT TERRE HAUTE		3			3
CVS IL8753POCT CHICAGO		3			3
CROWNE HEALTH CARE OF FORT PAYNE		2	1	33%	3
HOLY CITY MED URGENT CARE			3	100%	3
UNIVERSITY URGENT CARE			3	100%	3
MEDEXPRESS - WILMINGTON KIRKWOOD HIGHWAY		2	1	33%	3
NEBRASKA DEPARTMENT OF HEALTH AND HUMAN SERVICES			3	100%	3
CVS NE8616POCT LINCOLN		1	2	67%	3
PLANT CITY FAMILY CARE		3			3
TEMPUS_LABS			3	100%	3
CHEROKEE COUNTY HEALTH AND REHAB CENTER		3			3
ADVENTHEALTH MEDICAL GROUP OBSTETRICS			3	100%	3
RIGHT AT HOME			3	100%	3
ESTERO FIRE RESCUE		3			3
RICHMOND CITY DEPARTMENT OF PUBLIC HEALTH			3	100%	3
Waycross Health and Rehabilitation		3			3
NHC DICKSON		3			3
US SPECIALTY LABS			3	100%	3
ALLIANCE LABS @LRMC			3	100%	3
ONE MEDICAL GROUP		1	2	67%	3
GULF COAST IMMEDIATE CARE CENTER		1	2	67%	3
CROSSROADS URGENT CARE DBA URGENT TEA		3			3
CVS AZ7841POCT TUCSON		3			3
OCALA REGIONAL KIDNEY CENTER-WEST			3	100%	3
Franklin D. Roosevelt VAMC		3			3
LEGACY ER & URGENT CARE - FRISCO WEST			3	100%	3
B2 URGENT CARE		1	2	67%	3
SOLERA SPECIALTY PHARMACY LLC		2	1	33%	3
MINUTECLINIC DIAGNOSTIC OF NEW MEXICO LLC #7552		3			3
SPARROW CENTRAL LAB			3	100%	3
TAMPA INTERNATIONAL AIRPORT			3	100%	3
MANATEE URGENT CARE LLC			3	100%	3
Crowne Health Care of Eufaula		3			3
EMERALD PARK OF HOLLYWOOD			3	100%	3
PINELLAS CHD - CLEARWATER		2	1	33%	3
SERENADES BY SONATA		1	2	67%	3
BLACKWATER RIVER			3	100%	3
Broadview Multi-Care Center		3			3
UHEALTH JACKSON URGENT CARE - CUTLER BAY		1	2	67%	3
ORCHID COVE DAYTONA			3	100%	3
Kroger 571 - The Little Clinic Hendersonville		1	2	67%	3
Eugene J. Towbin Healthcare Center		3			3
LPG PEDIATRICS AT LEHIGH ACRES		2	1	33%	3

# COVID-19: testing by laboratory

Data through May 16, 2021 verified as of May 17, 2021 at 09:25 AM

Data in this report are provisional and subject to change.

The numbers in the table below represent the number of Florida and non-Florida residents for whom test results were received by the Department of Health. A person can be tested by more than one laboratory and can have both positive and negative results. **Therefore, the sum of the numbers in each column will be larger than the total number of people tested.**

Reporting lab	Inconclusive	Negative	Positive	Percent positive	Total
PENSACOLA MEDICAL CLINIC LLC			3	100%	3
NORTHSIDE HOSPITAL D/B/A ARTHRITIS		3			3
INTERNAL MEDICINE AND WOUND CARE SPECIALIST LLC		3			3
CVS MINUTE CLINIC #5836		3			3
Domiciliary Rehab & Residential Treatment Program		3			3
KIDSVILLE PEDIATRICS IV PA		1	2	67%	3
GRASSY SPRAIN PHARMACY INC		3			3
LITTLE SPURS PEDIATRIC URGENT CARE		1	2	67%	3
PALM COTTAGE OPERATOR LLC		2	1	33%	3
Westside Terrace		3			3
MCGUFFEY HEALTH CARE CENTER INC		3			3
ADVENTHEALTH SEBRING- INFECTION CONTROL DEPARTMENT			3	100%	3
NEW GEN LABS			3	100%	3
FLORIDA MEDICAL ASSOCIATES		3			3
LEE MEMORIAL HOSPITAL BLOOD GAS LAB			3	100%	3
SHANDS AT LAKE SHORE LAB		1	2	67%	3
MINUTECLINIC #1773		3			3
C A R E S OXFORD		2	1	33%	3
WATERS PEDIATRIC CENTER			3	100%	3
MOUNT SINAI MEDICAL CENTER HIALEAH			3	100%	3
VICAR'S LANDING NURSING HOME		2	1	33%	3
MEDEXPRESS-HOUSTON EAST FWY		1	2	67%	3
CVS - MINUTECLINIC			3	100%	3
GONZALEZ MD AND ASWAD MD HEALTH SERVICES			3	100%	3
Greystone Health Care Center		3			3
ADVANCED MEDICAL RESEARCH CENTER LLC			3	100%	3
ALCALA PHARMACEUTICALS			3	100%	3
CVS SC4288POCT ROCK HILL		2	1	33%	3
VELOCITY CARE			3	100%	3
CLARA MAASS TRANSITIONAL CARE UNIT		3			3
Highland Ave. Eye Clinic		3			3
James A. Lovell Federal Health Care Center		2			2
Mayaguez Outpatient Clinic		2			2
RICHICHI FAMILY HEALTH			2	100%	2
TENNESSEE DEPARTMENT OF HEALTH (TDH) - REGIONAL LABORATORY			2	100%	2
WELLSTREET SMYNA URGENT CARE		2			2
HERNANDO CHILDREN'S			2	100%	2
OMEGA RESEARCH CONSULTANTS			2	100%	2
BEREA URGENT CARE			2	100%	2
Walgreens #9890		2			2
SPRING VALLEY HOSPITAL MEDICAL CENTER			2	100%	2
NSUH AT SYOSSET		2			2
Friendship Manor Inc.		2			2
MEMORIAL HOSPITAL OF SOUTH BEND			2	100%	2
ADVANCED MEDICAL CARE			2	100%	2
CITRUS DERMATOLOGY			2	100%	2
HOME ACCESS HEALTH			2	100%	2



# COVID-19: testing by laboratory

Data through May 16, 2021 verified as of May 17, 2021 at 09:25 AM

Data in this report are provisional and subject to change.

The numbers in the table below represent the number of Florida and non-Florida residents for whom test results were received by the Department of Health. A person can be tested by more than one laboratory and can have both positive and negative results. **Therefore, the sum of the numbers in each column will be larger than the total number of people tested.**

Reporting lab	Inconclusive	Negative	Positive	Percent positive	Total
COLONIAL HEALTH CARE		1	1	50%	2
MINUTECLINIC MINUTECLINIC #4978		1	1	50%	2
ILLINOIS DEPT OF PUBLIC HEALTH LABS			2	100%	2
Douglas County Health Center		2			2
WEST HOUSTON MEDICAL CENTER			2	100%	2
OXLEY PARK HEALTH & REHAB		2			2
APPLECARE VALDOSTA			2	100%	2
ORLANDO LUTHERAN TOWERS		1	1	50%	2
PEDIATRIC HEALTH CARE		1	1	50%	2
HARTFORD HEALTH CARE & REHABILITATION			2	100%	2
SIGNAL DIAGNOSTICS DBA FLOWHEALTH LABS			2	100%	2
ASCENSION ST MICHAEL'S HOSPITAL LAB		1	1	50%	2
NEIGHBORCARE PHARMACY SERVICES		2			2
SOUTHERN BREEZE HEALTHCARE		1	1	50%	2
UNITY LONGPOND		2			2
BAPTIST HEALTH MEDICAL PLAZA			2	100%	2
EXCUSED ABSENCE PLLC		2			2
NEW DISCOVERY BIOLOGICS, LLC		1	1	50%	2
Manorcare Health Services - Williamsport South		2			2
Essex Center for Rehabilitation and Healthcare		2			2
OUR LADY OF THE LAKE REGIONAL MEDICAL CENTER			2	100%	2
ABBEY DELRAY SOUTH IN FLORIDA			2	100%	2
SHANDS JACKSONVILLE CLINICAL CENTER		1	1	50%	2
POINT OF CARE PRIVATE HEALTH MANAGEMENT			2	100%	2
BMC/JACSONVILLE		1	1	50%	2
EVERYBODY'S FAMILY CLINIC		2			2
ALVERNO CLINICAL LABORATORIES			2	100%	2
TMH PHYSICIAN PARTNERS MONTICELLO		1	1	50%	2
THE WINDSOR ORTEGA		2			2
MANISTEE COUNTY MEDICAL CARE FACILITY		2			2
UNITED PHYSICIAN GROUP FAMILY MEDICINE OF HAMPTON		2			2
CVS SC7567POCT BOILING SPRINGS		1	1	50%	2
Stillwater Healthcare		2			2
RM PHARMACY SERVICES INC		1	1	50%	2
SUNNYSIDE MANOR		2			2
Grand Junction VAMC		2			2
Warren Center for Rehabilitation and Nursing		2			2
Manor At Perrysburg		2			2
Chatham Nursing and Rehab Center		2			2
PEDIATRIC ASSOCIATES OF JULINGTON CREEK			2	100%	2
Parkwood in the Pines		2			2
UMHC HOLLYWOOD LABORATORY			2	100%	2
Garden Isle Healthcare and Rehabilitation Center		2			2
AMERICAN RESEARCH CENTERS OF FLORIDA			2	100%	2
FIRST CHOICE MEDICAL PC			2	100%	2
Bethel Lutheran Home		2			2
Harbert Hills Academy Nursing Home		2			2

# COVID-19: testing by laboratory

Data through May 16, 2021 verified as of May 17, 2021 at 09:25 AM

Data in this report are provisional and subject to change.

The numbers in the table below represent the number of Florida and non-Florida residents for whom test results were received by the Department of Health. A person can be tested by more than one laboratory and can have both positive and negative results. **Therefore, the sum of the numbers in each column will be larger than the total number of people tested.**

Reporting lab	Inconclusive	Negative	Positive	Percent positive	Total
DALLAS BAPTIST UNIVERSITY - HEALTH SERVICES			2	100%	2
ERGENT MED SAINT SIMONS			2	100%	2
VALLEY MEDICAL LABORATORY			2	100%	2
St. Luke's Care Center		2			2
NORTON IMMEDIATE CARE CENTER - PRESTON			2	100%	2
MEDEXPRESS URGENT CARE - CONWAY		2			2
Kroger 672 - The Little Clinic Bill Kennedy & Glenwood		2			2
MEDEXPRESS URGENT CARE - RUSSELLVILLE, W MAIN ST		2			2
EXPRESS CARE WALK-IN CLINIC			2	100%	2
CHRISTUS SPOHN HOSPITAL			2	100%	2
CARBON HEALTH			2	100%	2
WE CARE HOME HEALTH SOLUTIONS LLC			2	100%	2
INSPIRIT SENIOR LIVING			2	100%	2
CVS MA38POCT CHARLTON		2			2
DIAGNOSTIC CLINIC MEDICAL GROUP INC		2			2
NLC LABS			2	100%	2
ROPER HOSPITAL			2	100%	2
CAREATC - PALM HARBOR		1	1	50%	2
Mary Anna Nursing Home		2			2
CAROLINA BAY HEALTHCARE CTR OF WILMING		2			2
SWEETWATER NURSING CENTER		2			2
MIDDLEBURG PEDIATRICS			2	100%	2
CALIFORNIA DIVISION OF COMMUNICABLE DISEASE CONTROL			2	100%	2
BERKSHIRE MEDICAL CENTER			2	100%	2
SPRINGFIELD HOSPITAL LABORATORY			2	100%	2
SHORE MEDICAL CENTER		2			2
LOURDES-NOREEN MCKEEN RESIDENCE			2	100%	2
DMC UNIVERSITY LABORATORIES		1	1	50%	2
HELEN HAYES HOSPITAL LABORATORY		2			2
GSM OCED Subsection			2	100%	2
BAPTIST HOSPITAL LABORATORY			2	100%	2
CPL INC/BSSC PATHOLOGY		2			2
JASPER MEMORIAL HOSPITAL		1	1	50%	2
Dexter Health Care		2			2
PALMETTO BAY MEDICAL CENTER		1	1	50%	2
Oakmont of Katy Nursing and Rehabilitation		2			2
AHC Humboldt		2			2
INSPIRE HEALTHCARE CENTER			2	100%	2
STEWART ST ELIZABETH MEDICAL CENTER			2	100%	2
IMMEDIATE CARE MEDICAL CENTER			2	100%	2
Kroger 412 - The Little Clinic Oxford		2			2
MEASE COUNTRYSIDE HOSPITAL CARDIAC REH			2	100%	2
Sanford Health & Rehabilitation			2	100%	2
Crest Manor Living and Rehabilitation		2			2
EDGEWATER RETIREMENT MANOR			2	100%	2
KAISER SUNNYSIDE MEDICAL CTR LAB		2			2
BETHESDA HOSPITAL			2	100%	2

# COVID-19: testing by laboratory

Data through May 16, 2021 verified as of May 17, 2021 at 09:25 AM

Data in this report are provisional and subject to change.

The numbers in the table below represent the number of Florida and non-Florida residents for whom test results were received by the Department of Health. A person can be tested by more than one laboratory and can have both positive and negative results. **Therefore, the sum of the numbers in each column will be larger than the total number of people tested.**

Reporting lab	Inconclusive	Negative	Positive	Percent positive	Total
ACL LABORATORIES - ROSEMONT			2	100%	2
FHCP ASC - ORANGE CITY			2	100%	2
UMMC MIDTOWN CAMPUS			2	100%	2
PHYSICIANS LABORATORY SERVICES			2	100%	2
MEDEXPRESS URGENT CARE - LODI		2			2
MOBILE PHLEBOTOMY SERVICES			2	100%	2
NEWTON MEMORIAL HOSPITAL		2			2
Buena Vista Care Center		2			2
UNIVERSITY MEDICAL CENTER OF SOUTHERN NEVADA (UMCSN)			2	100%	2
REGIONS HOSPITAL LABORATORY			2	100%	2
DOCTORS CARE OF PALM COAST			2	100%	2
CVS AZ10529POCT SCOTTSDALE		2			2
COOPER CLINIC			2	100%	2
TRIDENT ANTI AGING LLC			2	100%	2
ALTIUS INSTITUTE FOR BIOMEDICAL SCIENCES			2	100%	2
EASTSIDE SPORTS COMPLEX			2	100%	2
SPECTRUM HEALTH			2	100%	2
BAYFRONT CARDIOVASCULAR ASSOCIATES		1	1	50%	2
Lynwood		2			2
FIRST PREVENTION AND DIALYSIS CENTER LLC			2	100%	2
MOSAIC MEDICAL CENTER MARYVILLE			2	100%	2
CVS PHARMACY INC DBA CVS/PHARMACY # 10600		2			2
BLOSSOMS ASSISTED LIVING 1 LLC			2	100%	2
CARESPOT URGENT CARE		1	1	50%	2
DAVENPORT PEDIATRICS CLERMONT			2	100%	2
TMH EC NORTHEAST LABORATORY			2	100%	2
MEDSTAR HARBOR HOSPITAL			2	100%	2
FLORIDA MENTOR FAULKNER GROUP HOME			2	100%	2
CVS OH6185POCT PICKERINGTON		2			2
LUTHERAN SERVICES FLORIDA INC		1	1	50%	2
Q ALL CARE MEDICAL PC		2			2
ALABAMA REFERENCE LAB			2	100%	2
STOP URGENT CARE			2	100%	2
CVS MI8287POCT MACOMB		2			2
NYU LANGONE HUNTINGTON MEDICAL GROUP		2			2
MEDAILLE COLLEGE WELLNESS CENTER		2			2
HEALTH GROUP CENTER INC			2	100%	2
HOLY TRINITY PHARMACY LLC		2			2
TANNER MEDICAL CENTER VILLA RICA		2			2
MANSFIELD MEDICAL LODGE			2	100%	2
Hartwell Health and Rehabilitation		2			2
MEDEXPRESS URGENT CARE - SPRINGFIELD, COOLEY ST		2			2
VITAL CARE CLINIC, LLC			2	100%	2
MEDEXPRESS URGENT CARE - DERBY N ROCK		2			2
URGENT CARE OF COASTAL GEORGIA			2	100%	2
HENRY FORD WEST BLOOMFIELD HOSPITAL			2	100%	2
GULF COAST REGIONAL MEDICAL CARE		2			2

# COVID-19: testing by laboratory

Data through May 16, 2021 verified as of May 17, 2021 at 09:25 AM

Data in this report are provisional and subject to change.

The numbers in the table below represent the number of Florida and non-Florida residents for whom test results were received by the Department of Health. A person can be tested by more than one laboratory and can have both positive and negative results. **Therefore, the sum of the numbers in each column will be larger than the total number of people tested.**

Reporting lab	Inconclusive	Negative	Positive	Percent positive	Total
Kroger 328 - The Little Clinic Henderson Road		2			2
Kroger 686 - The Little Clinic Farragut		2			2
LEHIGH MEDICAL AND RESEARCH CENTER, INC			2	100%	2
Lenawee Medical Care Facility		2			2
FEDERAL CORRECTIONAL INSTITUTION MARIANNA			2	100%	2
ADVAGENIX			2	100%	2
HUMILITY OF MARY HEALTH PARTNERS			2	100%	2
Cypress Cove Center		2			2
BAPTIST HEALTH PRIMARY CARE HOMESTEAD			2	100%	2
Kroger 549 - The Little Clinic Clinton Highway		2			2
CVS MA1877POCT NORTON		2			2
HMH HOSPITALS CORPORATION		2			2
Highland Rehabilitation and Nursing Center		2			2
MEDEXPRESS URGENT CARE - MYLAN			2	100%	2
U OF MIAMI MILLER SCHOOL OF MEDICINE			2	100%	2
Walgreens #10207		2			2
OSF SAINT FRANCIS MEDICAL CENTER			2	100%	2
HEALTH NETWORK LAB			2	100%	2
SYLVAN NURSING			2	100%	2
ACN PHYSICIANS GROUP CORP			2	100%	2
SHELBYVILLE HOSPITAL COMPANY		2			2
Stonespring Transitional Care		2			2
PruittHealth Lakehaven		2			2
CHAPPEL GROUP RESEARCH, THE		2			2
Aston Park Health Care Facility		2			2
MEDCARE		2			2
Kroger 762 - The Little Clinic Clarksville		2			2
MEDEXPRESS URGENT CARE, LEBANON		2			2
WELLSTREET - SADDLEBROOK		2			2
CARE NOW DENTON			2	100%	2
BIOHEALTH MEDICAL LAB INC			2	100%	2
NORTHSIDE FAMILY MEDICINE AND URGENT CARE (EAST COBB)		2			2
MINUTECLINIC DIAGNOSTIC OF KANSAS, PC		2			2
STAGES OF LIFE MEDICAL INSTITUTE			2	100%	2
COLD SPRING HILLS CENTER FOR NURSING A		2			2
GOSHEN MEDICAL CENTER			2	100%	2
MINUTECLINIC DIAGNOSTICS OF OKLAHOMA		2			2
SHERIDAN AT HOBE SOUND, THE			2	100%	2
BAYLOR SCOTT & WHITE COMPREHENSIVE WOUND			2	100%	2
TEMPLE UNIVERSITY HOSPITAL			2	100%	2
WALGREENS - 10856		2			2
ManorCare Health Services Peters Township		2			2
COOL KIDZ PEDIATRICS			2	100%	2
SOUTH DAKOTA DEPARTMENT OF HEALTH		2			2
CVS NJ2949POCT EAST HANOVER		2			2
UMASS MEMORIAL MEDICAL CENTER, INC		1	1	50%	2
SOUTHSIDE FAMILY MEDICAL		2			2

# COVID-19: testing by laboratory

Data through May 16, 2021 verified as of May 17, 2021 at 09:25 AM

Data in this report are provisional and subject to change.

The numbers in the table below represent the number of Florida and non-Florida residents for whom test results were received by the Department of Health. A person can be tested by more than one laboratory and can have both positive and negative results. **Therefore, the sum of the numbers in each column will be larger than the total number of people tested.**

Reporting lab	Inconclusive	Negative	Positive	Percent positive	Total
AHC Forest cove		2			2
CARRIER MILLS NURSING & REHABILITATION CENTER LLC		2			2
MIRAMAR KIDNEY CENTER		1	1	50%	2
ANDERSON COUNTY HOSPITAL			2	100%	2
UNIVERSITY OF MN MEDICAL CENTER EAST CAMPUS			2	100%	2
SKY LAKES MEDICAL CENTER		2			2
NEMOURS CHILDRENS PRIMARY CARE			2	100%	2
MEDLOGIC, LLC		2			2
MEMORIAL HERMANN HOSPITAL			2	100%	2
GUARDIAN HOME CARE OF CENTRAL GEORGIA		2			2
ALL PEDIATRIC CARE PA			2	100%	2
CREATIVE HEALTH CENTER			2	100%	2
ATLAS GENOMICS			2	100%	2
BLUEWATER TOXICOLOGY			2	100%	2
Tidelands Health Rehabilitation Hospital			2	100%	2
INTERNAL MEDICINE SPECIALISTS MEDICAL GROUP, PA		2			2
CVS TN5694POCT SODDY DAISY		2			2
CARLE FOUNDATION HOSPITAL LABORATORY			2	100%	2
FLORIDA SPINE AND PAIN SPECIALISTS		2			2
FAMILY URGENT CARE		2			2
Kroger 518 - The Little Clinic Hermitage		2			2
CRUC CMCH-COVID-19		2			2
NEMOURS CHILDRENS HORIZON WEST			2	100%	2
LABCORP OF AMERICA HOLDINGS		1	1	50%	2
VIRGINIA DEPT OF HEALTH OFFICE OF EPIDEMIOLOGY			2	100%	2
SWIFT CREEK HEALTH CENTER AT THE TEMPL		2			2
AL MANI HEALTH INSTUTUTE		2			2
Kroger 745 - The Little Clinic Somerset		2			2
WALGREENS NO 10512		1	1	50%	2
WALGREENS MARATHON		1	1	50%	2
MID-FLORIDA HEMATOLOGY AND ONCOLOGY CENTERS		2			2
HAMPTON VAMC		2			2
YOUTH AND YOU, INC		2			2
CVS TX7431POCT ROWLETT		2			2
CLARKSVILLE HEALTH SYSTEM			2	100%	2
WASHINGTONVILLE PHARMACY INC		2			2
MEDEXPRESS URGENT CARE - WICHITA, N MAIZE RD		1	1	50%	2
MADISON HOSPITAL LABORATORY			2	100%	2
FHPG SURGICAL ASSOCIATES OF EAST PASCO			2	100%	2
CIGNA GATEWAY			2	100%	2
NEMOURS CHILDRENS PRIMARY CARE CLERMONT			2	100%	2
FLORIDA DEPARTMENT OF HEALTH IN LEE COUNTY		1	1	50%	2
CLINIC OF PLANT CITY, THE		2			2
UNIVERSTIY OF ILLINOIS HOSPITAL			2	100%	2
SWEDISH COVENANT HOSPITAL			2	100%	2
DOCTOR'S IN-HOUSE LAB/COMMUNITY HEALTH CENTERS OF PINELLAS - JOHNNIE R			2	100%	2
Glenburn Home		2			2

# COVID-19: testing by laboratory

Data through May 16, 2021 verified as of May 17, 2021 at 09:25 AM

Data in this report are provisional and subject to change.

The numbers in the table below represent the number of Florida and non-Florida residents for whom test results were received by the Department of Health. A person can be tested by more than one laboratory and can have both positive and negative results. **Therefore, the sum of the numbers in each column will be larger than the total number of people tested.**

Reporting lab	Inconclusive	Negative	Positive	Percent positive	Total
INA		1	1	50%	2
MOBILE COUNTY HEALTH DEPARTMENT		1	1	50%	2
MERCY MEDICAL CENTER INC		1	1	50%	2
The Friendly Home		2			2
VENETIAN GARDENS		2			2
Kingston of Miamisburg		2			2
IM&P WELLNES CENTER			2	100%	2
HERITAGE CARE AND REHABILITATION CENTE		2			2
WALGREENS #05432		2			2
ATHENA CARE RESOURCES LLC		2			2
Kroger 356 - The Little Clinic Middletown		2			2
PRECISION DIAGNOSTIC INC		2			2
CVS PA5447POCT NEWTOWN		2			2
RMC BROOKHOLLOW MED AESTHETICS INC		2			2
PARK CITY HOSPITAL - RESPIRATORY CARE SERVICES			2	100%	2
ORLANDO DIALYSIS		1	1	50%	2
SOUTHERN TENNESSEE MEDICAL CENTER			2	100%	2
Kroger 687 - The Little Clinic Sugar Hill		1	1	50%	2
JEFFERSON WASHINGTON TOWNSHIP HOSPITAL		2			2
North Ottawa Care Center at Heartwood Lodge		2			2
KJ MEDICAL PRACTICE PC		2			2
MEDEXPRESS URGENT CARE - LINCOLN VILLA		2			2
ONslow COUNTY HEALTH DEPARTMENT			2	100%	2
The Palms Nursing and Rehabilitation		1	1	50%	2
Southern Pines Healthcare Center		1	1	50%	2
87TH MEDICAL GROUP - MCGUIRE AMBULATORY CARE FACILITY		2			2
PM PEDIATRICS OF SELDEN, PLLC		2			2
TRICORE REFERENCE LABORATORY		1	1	50%	2
CARINGPLUS HOMECARE LLC		1	1	50%	2
CVS NJ2369POCT JACKSON		2			2
GARNET HEALTH DOCTORS		2			2
US LABS		2			2
CARE ATC SUN HYDRAULICS TALLAVAST			2	100%	2
OAKMONT EAST- GREENVILLE SC, LLC		2			2
CENTRAL FLORIDA FAMILY HEALTH CENTER		2			2
VALUE DRUGS BRONXVILLE INC		2			2
COLUMBIA COTTAGE		2			2
ENVOY OF FORK UNION, LLC DBA ENVOY AT THE VILLAGE		2			2
PINARD HOME HEALTH SERVICES INC			2	100%	2
SPECIALTY LABORATORIES			2	100%	2
CONEMAUGH MEMORIAL MEDICAL CENTER		2			2
CVS AZ9374POCT TUCSON		2			2
Advanced Rehabilitation and Healthcare of Wichita Falls		2			2
JENNIE STUART MEDICAL CENTER			2	100%	2
Avanti Wellness and Rehab			2	100%	2
ASANTE ROGUE REGIONAL MEDICAL CENTER L		2			2
Good Samaritan Society-Blackduck		1	1	50%	2

# COVID-19: testing by laboratory

Data through May 16, 2021 verified as of May 17, 2021 at 09:25 AM

Data in this report are provisional and subject to change.

The numbers in the table below represent the number of Florida and non-Florida residents for whom test results were received by the Department of Health. A person can be tested by more than one laboratory and can have both positive and negative results. **Therefore, the sum of the numbers in each column will be larger than the total number of people tested.**

Reporting lab	Inconclusive	Negative	Positive	Percent positive	Total
HCA HOUSTON ER 24/7			2	100%	2
HERITAGE VILLAGE REHAB & SKILLED NURSI		2			2
ST. JOSEPH REGIONAL MEDICAL CENTER			2	100%	2
ST ANTHONY COMMUNITY HOSPITAL LAB		1	1	50%	2
LABRADOR PRIMARY CARE CENTER			2	100%	2
TRINITY DIALYSIS			2	100%	2
DR JAMES D FORBES FAMILY CARE CENTER			2	100%	2
IMA MEDICAL CENTER OF SOUTH WEST ORLANDO		1	1	50%	2
PLAINS REGIONAL MEDICAL CENTER		2			2
ASSOCIATES IN INTERNAL MEDICINE PA			2	100%	2
UT AUSTIN UNIVERSITY HEALTH SERVICES			2	100%	2
MEDEXPRESS URGENT CARE - SOUTH CHARLESTON		2			2
KETTERING MEDICAL CENTER			2	100%	2
METHODIST MANSFIELD MEDICAL CENTER			2	100%	2
BERNHARDT LABORATORIES INC			2	100%	2
BENEVA LAKES ASSISTED LIVING CENTER			2	100%	2
REDMOND REGIONAL MEDICAL CENTER		1	1	50%	2
BUFFALO CROSSINGS HEALTHCARE AND REHABILITATION CENTER			2	100%	2
HPH HOME CARE		1	1	50%	2
EVANS FAMILY CARE PA			2	100%	2
Royal C Johnson VA Memorial Hospital		2			2
FAMILY PRACTICE OF CENTRAL FLORIDA PA			2	100%	2
FLORIDA CLINICAL LABORATORY INC			2	100%	2
PIEDMONT MOUNTAINSIDE HOSPITAL LABORAT		2			2
ST. ELIZABETH HEALTHCARE			2	100%	2
MEMORIAL HOSPITAL WEST			2	100%	2
JUPITER PEDIATRIC ASSOCIATES, PA		1	1	50%	2
LABTOX LABORATORIES			2	100%	2
SCDHEC BUREAU OF LABORATORIES			2	100%	2
MC MEDICAL			2	100%	2
RAPID RESULT CORP LLC		1	1	50%	2
JULIE STAATS DO		2			2
MD NOW URGENT CARE CENTER INC.			2	100%	2
WillowBrooke Court at Southampton Estates		2			2
BETHESDA HEALTH CARE CENTER		2			2
MAYO CLINIC COUMADIN CLINIC LABORATORY		1	1	50%	2
The Suites at Western Home Communities		2			2
Wetumpka Health and Rehab, LLC		2			2
PANCARE HEALTH - SNEADS ELEMENTARY			2	100%	2
ROYAL PALM PEDIATRICS			2	100%	2
NOSE AND SINUS INSTITUTE OF BOCA RATON		1	1	50%	2
MOBILE MEDICAL UNIT- SAINT JOSEPH REG		2			2
BAPTIST HOSPITAL INTERNAL MEDICINE GULF BREEZE			2	100%	2
BAPTIST HEALTH PRIMARY CARE AT DORAL			2	100%	2
WURLAND NURSING AND REHABILITATION, L		2			2
LEE PHYSICIAN GROUP FAMILY MEDICINE AT BABCOCK		2			2
CVS MA937POCT CARVER		2			2

# COVID-19: testing by laboratory

Data through May 16, 2021 verified as of May 17, 2021 at 09:25 AM

Data in this report are provisional and subject to change.

The numbers in the table below represent the number of Florida and non-Florida residents for whom test results were received by the Department of Health. A person can be tested by more than one laboratory and can have both positive and negative results. **Therefore, the sum of the numbers in each column will be larger than the total number of people tested.**

Reporting lab	Inconclusive	Negative	Positive	Percent positive	Total
Fairlane Gardens Nursing and Rehab at Reading		2			2
FLORIDA MEDICAL CLINIC PA PATEL CW		1	1	50%	2
BROOKS -TLC HOSPITAL SYSTEM			2	100%	2
PM PEDIATRICS OF BAYSIDE PLLC - HOPEWELL JUNCTION		2			2
CAREWELL JW - WORCESTER LNC			2	100%	2
GIGI WOOD DAVIS DO-FAMILY MEDICINE		2			2
CHIPLEY DIALYSIS			2	100%	2
CVS AZ3749POCT GOODYEAR		2			2
CVS AZ7855POCT TUCSON		1	1	50%	2
OPTUMSERVE HEALTH SERVICES INDIANA			2	100%	2
AHC PARIS		2			2
LIFETIME FAMILY URGENT CARE			2	100%	2
AYASS BIOSCIENCE LLC			2	100%	2
HEARTLAND REGIONAL MEDICAL CENTER		1	1	50%	2
MD NOW URGENT CARE MEDICAL CENTERS INC			2	100%	2
LITTLE FALLS HOSPITAL LABORATORY		2			2
Northpoint Lexington Healthcare		1	1	50%	2
VETERANS AFFAIRS MEDICAL CENTER - GREATER LOS ANGELES			2	100%	2
Walgreens #19019		2			2
CHILDREN PHYSICIANS GROUP			2	100%	2
Children's Specialized Hospital		2			2
SARASOTA MEMORIAL MEDICAL URGENT CARE CENTER			2	100%	2
THOMASVILLE REGIONAL MEDICAL CENTER		2			2
ADVENTHEALTH MEDICAL GROUP COLORECTAL SURGERY AT		2			2
PRESTIGE EMERGENCY ROOM LLC			2	100%	2
MONICE DR.			2	100%	2
NEW YORK CITY DEPARTMENT OF HEALTH			2	100%	2
FL DEPT OF HEALTH MARION COUNTY MOBILE HEALTH UNIT			2	100%	2
BRADENTON DIALYSIS			2	100%	2
Elba Nursing and Rehabilitation Center, LLC		2			2
ELMHURST MEMORIAL HOSPITAL			2	100%	2
Errera Community Care Center		2			2
Mount Olivet Careview Home		2			2
MEDEXPRESS URGENT CARE - MARTINSVILLE		2			2
Kroger 477 - The Little Clinic Fort Mitchell		2			2
Aurora CBOC			2	100%	2
ROCKEFELLER UNIVERSITY CLINICAL GENOMICS LABORATOR		2			2
Kroger 777 - The Little Clinic Shelbyville		1	1	50%	2
MIDWAY PRIMARY CARE LLC		2			2
FLORIDA KEYS PED & ADOLES CTR			2	100%	2
Alden Des Plaines			2	100%	2
LARKIN COMMUNITY HOSPITAL PALM SPRINGS CAMPUS		1	1	50%	2
MEDEXPRESS URGENT CARE - WOODBURY			2	100%	2
SOWAL HEALTH & DRUG			2	100%	2
EXPRESS CARE OF THE SHOALS		1	1	50%	2
SOUTH TAMPA AFTER HOURS CLINIC			2	100%	2
STARR COUNTY MEMORIAL HOSPITAL			2	100%	2



# COVID-19: testing by laboratory

Data through May 16, 2021 verified as of May 17, 2021 at 09:25 AM

Data in this report are provisional and subject to change.

The numbers in the table below represent the number of Florida and non-Florida residents for whom test results were received by the Department of Health. A person can be tested by more than one laboratory and can have both positive and negative results. **Therefore, the sum of the numbers in each column will be larger than the total number of people tested.**

Reporting lab	Inconclusive	Negative	Positive	Percent positive	Total
STARR CITY OF ROMA COMMUNITY CENTER			2	100%	2
NOVA SOUTHEASTERN UNIVERSITY - STUDENT MEDICAL CTR			2	100%	2
UPS			2	100%	2
MEMORIAL HOSPITAL OF CARBONDALE			2	100%	2
ELITE MEDICAL LABORATORY SOLUTIONS LLC			2	100%	2
University Center East			2	100%	2
MILLERSVILLE UNIVERSITY HEALTH SERVICE		2			2
CVS TX7603POCT SAGINAW		2			2
DIVERSE MEDICAL CARE LLC			2	100%	2
CVS MA1875POCT ASHLAND		1	1	50%	2
PROSPECT URGENT CARE			2	100%	2
WELL-KEY URGENT CARE SEVIERVILLE			2	100%	2
MAIN STREET MEDICAL CENTERS		2			2
CDPH K-12 SCHOOL LABORATORIES (HILLSBOROUGH CITY SCHOOL DISTRICT)			2	100%	2
Beth Sholom Home of Eastern Virginia		1	1	50%	2
Providence of Sparta Health and Rehabilitation		2			2
LAWRENCE GENERAL HOSPITAL			2	100%	2
Community Resource and Referral Center		2			2
MERCY HEALTH LAB		1	1	50%	2
OAKS AT AVON,THE		2			2
ROCKWALL URGENT CARE			2	100%	2
TMH PHYSICIAN PARTNERS PERRY		2			2
BAYMEADOWS PRIMARY CARE		2			2
NEVADA DEPARTMENT OF HEALTH AND HUMAN SERVICES			2	100%	2
Virginia Gay Nursing and Rehab		2			2
PATIENT FIRST MEDICAL CENTER-CARYTOWN			2	100%	2
UNITED MEMORIAL MEDICAL CENTER			2	100%	2
OHSU LABORATORY SERVICES		2			2
MEDEXPRESS URGENT CARE - BROOKHAVEN		2			2
CROSSROADS			2	100%	2
NEXTCARE DOBSON			2	100%	2
MORSELIFE HOME CARE INC			2	100%	2
MAYO CLINIC GROUP PRACTICE LABORATORY			2	100%	2
DOCTORS MEDICAL CTR OF WALTON COUNTY			2	100%	2
PALMETTO FAMILY HEALTH CENTER			2	100%	2
441 URGENT CARE-MULBERRY			2	100%	2
GULFCOAST JEWISH FAMILY			2	100%	2
NORTH MCALLEN PEDIATRIC CENTER			2	100%	2
GREEN POINT RX INC DBA ALTRU CHEMISTS		2			2
GILA REGIONAL MEDICAL CENTER		2			2
Brown Memorial Home		2			2
MEDEXPRESS URGENT CARE - LINCOLN N 26T		2			2
MILLER'S MERRY MANOR		2			2
EXCEPTIONAL EMERGENCY CENTER - AMARILLO			2	100%	2
CVS NC2559POCT CHARLOTTE		2			2
Fairview		1	1	50%	2
CONCENTRA - PLANT CITY		2			2

# COVID-19: testing by laboratory

Data through May 16, 2021 verified as of May 17, 2021 at 09:25 AM

Data in this report are provisional and subject to change.

The numbers in the table below represent the number of Florida and non-Florida residents for whom test results were received by the Department of Health. A person can be tested by more than one laboratory and can have both positive and negative results. **Therefore, the sum of the numbers in each column will be larger than the total number of people tested.**

Reporting lab	Inconclusive	Negative	Positive	Percent positive	Total
ATLANTIC DIAGNOSTICS			2	100%	2
AMERICAN LAB LLC		1	1	50%	2
Kroger 400 - The Little Clinic Hartley Bridge Rd		1	1	50%	2
Bedford Care Center of Hattiesburg		2			2
ADVENTHEALTH IMAGING PARTIN SETTLEMENT			2	100%	2
BOND COMMUNITY HEALTH CENTER			2	100%	2
Fairhaven Retirement Community		2			2
GOOD PEDIATRICS			2	100%	2
RAPID MEDLAB (002MO)		2			2
CHESTERFIELD HEALTHCARE GROUP, INC		2			2
INTERNAL MEDICINE ASSOCIATES-DUNELLON			2	100%	2
BROOKSVILLE DIALYSIS			2	100%	2
BAPTIST HEALTHCARE - LAKEVIEW CENTER INC		2			2
MOUNT ST MARYS HOSPITAL OF NIAGARA FALLS		1	1	50%	2
TEQUESTA FAMILY MEDICAL CENTER LLC			2	100%	2
LIFT HEALTH		2			2
Van Wert Manor		2			2
SUNCOAST BLOOD BANK			2	100%	2
MINUTECLINIC DIAG OF IND, LLC #6250		2			2
PALM CITY NURSING AND REHAB CENTER			2	100%	2
DJ Jacobetti Home for Veterans		2			2
WELL HEALTH LABS			2	100%	2
CHILDREN'S MEDICAL CENTER-EAST ORLANDO			2	100%	2
FALMOUTH HOSPITAL		1	1	50%	2
SIMPLY HEALTHCARE AND WELLNESS CLINIC, PC			2	100%	2
CLEVELAND CLINIC IMAGING			2	100%	2
DEPT OF HEALTH			2	100%	2
CARIBOU MEDICAL CENTER			2	100%	2
RIVIERA BEACH INTEGRATED CARE INC			2	100%	2
LAREDO EMERGENCY ROOM			2	100%	2
EXPRESS PHARMACY INC		1	1	50%	2
MAGNOLIA ADULT, LLC			2	100%	2
NEW BRIDGE MEDICAL CENTER		2			2
LAKE SUCCESS EXTENDED CARE		2			2
ST VINCENT'S AMBULATORY CARE INC			2	100%	2
EXPRESS CARE OF LEESBURG			2	100%	2
FLORIDA MEDICAL CLINIC IM LUTZ			2	100%	2
WALGREENS #10495		2			2
GULF COAST MEDICAL CENTER RESPIRATORY CARE			2	100%	2
PUBLIX PHARMACY #1387		2			2
UHEALTH CARDIOLOGY			2	100%	2
HEAD 2 TOE PEDIATRICS, PLLC		1	1	50%	2
CVS NC6633POCT FAYETTEVILLE		2			2
PATIENT FIRST - WOODBURY		2			2
INTEAM HEALTH, INC.			2	100%	2
BLANCHARD VALLEY HOSPITAL LABORATORY			2	100%	2
MAINE CENTER FOR DISEASE CONTROL AND PREVENTION			2	100%	2

# COVID-19: testing by laboratory

Data through May 16, 2021 verified as of May 17, 2021 at 09:25 AM

Data in this report are provisional and subject to change.

The numbers in the table below represent the number of Florida and non-Florida residents for whom test results were received by the Department of Health. A person can be tested by more than one laboratory and can have both positive and negative results. **Therefore, the sum of the numbers in each column will be larger than the total number of people tested.**

Reporting lab	Inconclusive	Negative	Positive	Percent positive	Total
BIRMINGHAM INTERNAL MEDICINE ASSOCIATE		1	1	50%	2
BAYCARE LABORATORIES			2	100%	2
URGENTMED PLANTATION			2	100%	2
ALBUQUERQUE - AMG SPECIALTY HOSPITAL		2			2
MED-LAKE LABORATORY, LLC			2	100%	2
PREVENTIVE HEALTH PARTNERS I L S C		2			2
BRENTWOOD AT FORE RANCH			2	100%	2
Coos County Nursing Home		2			2
CENTRAL JERSEY URGENT CARE OF GREEN BR		2			2
FLORIDA MEDICAL CLINIC, LLC			2	100%	2
Sevierville Health and Rehabilitation		2			2
TRINITAS REGIONAL MEDICAL CENTER		1	1	50%	2
ARLINGTON DIALYSIS CENTER LLC		2			2
DURAND SENIOR CARE & REHAB CENTER		2			2
VILLAGES HEALTH SYSTEM, LLC, THE			2	100%	2
SUNBRIDGE CARE & REHAB FOR DECATUR		2			2
FLORIDA PRIMARY CARE CENTER PA		2			2
JOHN D. ARCHBOLD MEM. HOSPITAL			2	100%	2
ROYAL OAK MEDICAL CENTER LLC DBA CHARACTER FAMILY			2	100%	2
NEMOURS CHILDREN'S PRIMARY CARE OF VERO BEACH			2	100%	2
CVS IN6611POCT INDIANAPOLIS		1	1	50%	2
VAULT HEALTH			2	100%	2
HEALTH PARTNERS REGIONAL HOSPITAL			2	100%	2
CVS OH3306POCT AKRON		1	1	50%	2
POMERENE HOSPITAL			2	100%	2
NATIONWIDE LABORATORY SERVICES		1	1	50%	2
Kroger 739 - The Little Clinic La Grange Road		2			2
HOPE HEALTH & WELLNESS		2			2
SOUTHEASTERN HEALTH FACILITES, INC		1	1	50%	2
MORRISTOWN MEMORIAL HOSPITAL		2			2
Harris Hill Nursing Facility		2			2
TGH Brandon Healthplex Laboratory			2	100%	2
MEDEXPRESS URGENT CARE - BENTON		2			2
OELWEIN HEALTH CARE CENTER		2			2
SETON HILL UNIVERSITY		2			2
MEDICAL CITY LAS COLINAS			2	100%	2
CITRUS PARK			2	100%	2
NORTH DAKOTA VETERANS HOME		2			2
Mountainview Nursing Home		2			2
SIoux FALLS STORM		2			2
MCCALLIE SCHOOL-STUDENT HEALTH CENTER		2			2
WEST VIRGINIA LABORATORIES			2	100%	2
ADVANCED FOOT AND ANKLE OF INDIAN RIVER		2			2
NYUMC CLINICAL LABORATORIES			2	100%	2
CARTER BLOOD CARE			2	100%	2
LIFEGUARD AMBULANCE SERVICES LLC, TEXAS- SAN			2	100%	2
FLORIDA DEPARTMENT OF HEALTH PINELLAS COUNTY-			2	100%	2

# COVID-19: testing by laboratory

Data through May 16, 2021 verified as of May 17, 2021 at 09:25 AM

Data in this report are provisional and subject to change.

The numbers in the table below represent the number of Florida and non-Florida residents for whom test results were received by the Department of Health. A person can be tested by more than one laboratory and can have both positive and negative results. **Therefore, the sum of the numbers in each column will be larger than the total number of people tested.**

Reporting lab	Inconclusive	Negative	Positive	Percent positive	Total
ADVENTIST HINSDALE HOSPITAL LABORATORY			2	100%	2
WATERBURY HOSPITAL REFERENCE LAB			2	100%	2
COASTAL MEDICAL LAB			2	100%	2
HEALTHCARE NETWORK			2	100%	2
Church Creek SNF			2	100%	2
Walgreens #12427		1	1	50%	2
CENTRAL ARKANSAS VETERANS HEALTHCARE SYSTEM - VETERANS AFFAIRS			2	100%	2
FAST TEST NOW		2			2
KANSAS CITY VA MEDICAL CENTER			2	100%	2
Kroger 853 - The Little Clinic East Broad Street		2			2
TEXAS REGIONAL ASTHMA & ALLERGY CENTER			2	100%	2
MEDICAL CENTER LABORATORY			2	100%	2
WILSON MEMORIAL HOSPITAL			2	100%	2
WHITESANDS OUTPATIENT TREATMENT		2			2
ASHLEY PEDIATRICS			2	100%	2
CRESTVIEW CLINICAL LABORATORY			2	100%	2
CLINICAL REFERENCE LABORATORY, INC		2			2
Absolut Care at Three Rivers		2			2
OHIOHEALTH URGENT CARE			2	100%	2
SUMMERFIELD RETIREMENT LIVING, INC			2	100%	2
RIDGEFIELD PEDIATRIC ASSOCIATES		2			2
UTMB PATHOLOGY CLINICAL SERVICES LABORATORY			2	100%	2
LINIL VISITING NURSES, INC		2			2
Cedar Valley Nursing & Rehab Center		2			2
UPSON REGIONAL MEDICAL CENTER		1	1	50%	2
BROOKDALE PALM BEACH GARDENS			2	100%	2
The Grand Rehabilitation & Nursing Utica		2			2
LEXINGTON PLACE			2	100%	2
METHODIST SPECIALTY CARE CENTER		2			2
MELBOURNE URGENT CARE			2	100%	2
LIFESPRING COMMUNITY HEALTH		2			2
GPI MEDICAL CENTER, INC			2	100%	2
BOCA RATON REGIONAL HOSPITAL INC			2	100%	2
MEDEXPRESS URGENT CARE-MT PLEASANT		1	1	50%	2
DUBOIS CONTINUUM OF CARE COMMUNITY INC		2			2
INTEGRATED REGIONAL LABS			2	100%	2
CAPE FEAR VALLEY MEDICAL CENTER			2	100%	2
Eagle Health and Rehabilitation		2			2
ACCESS MEDICAL GROUP OF FLORIDA CITY			2	100%	2
MEDICAL ARTS LABORATORY			2	100%	2
ALBANNA PEDIATRICS CENTER			2	100%	2
ABRAKIDABRA PEDIATRIC CLINIC LLC			2	100%	2
NORTH OKALOOSA PHYSICIAN GRP - WALK IN CLINIC			2	100%	2
WAYNE MEMORIAL HOSPITAL		2			2
HIGHLAND PARK LAKEWOOD PRESTON HOLLOW			2	100%	2
ABSOLUTE QUICK CARE		1	1	50%	2
URGENT CARE AND SURGERY CENTER			2	100%	2

# COVID-19: testing by laboratory

Data through May 16, 2021 verified as of May 17, 2021 at 09:25 AM

Data in this report are provisional and subject to change.

The numbers in the table below represent the number of Florida and non-Florida residents for whom test results were received by the Department of Health. A person can be tested by more than one laboratory and can have both positive and negative results. **Therefore, the sum of the numbers in each column will be larger than the total number of people tested.**

Reporting lab	Inconclusive	Negative	Positive	Percent positive	Total
WALGREENS # 04626		1	1	50%	2
GOSHEN HOSPITAL			2	100%	2
WyndRidge Health & Rehabilitation		2			2
CARELINE PHARMACY AND HEALTHCARE SERVICES		1	1	50%	2
CareATC - Enovation Controls			2	100%	2
WALGREENS #05911		2			2
RENFREW CENTERS INC		2			2
TALLAHASSEE MEMORIAL HEALTHCARE FAMILY MED RESIDENCY			2	100%	2
ACCELERATED URGENT CARE		2			2
MEDICAL ASSOCIATES OF BREVARD DR S VYAS			2	100%	2
MEDEXPRESS URGENT CARE - OMAHA N 72 ST		2			2
ORCHARD LABORATORIES			2	100%	2
MARTINSBURG VAMC		2			2
MERCY CONVENIENT CARE			2	100%	2
STUART SURGERY CENTER, LLC			2	100%	2
PIEDMONT ATHENS REGIONAL HOSPITAL LAB			2	100%	2
Parkridge Specialty Care		2			2
MIDDLE TENN MENTAL HEALTH INSTITUTE		2			2
DELAWARE DIAGNOSTICS LABS			2	100%	2
JOHNSON CITY MEDICAL CENTER		1	1	50%	2
PALM MEDICAL CENTER - PLANT CITY		2			2
WOODHILLS LABS			2	100%	2
SELECT MEDICAL CLINIC			2	100%	2
ADVOCATE SHERMAN HOSPITAL			2	100%	2
Ohio Veterans Home-Georgetown		2			2
DIAGNOSTIC AFFILIATES			2	100%	2
ON-SITE MEDICAL SOLUTIONS		2			2
CVS CT4149POCT EAST HAMPTON		2			2
GRACE HEALTHCARE OF LAKE WALES		1	1	50%	2
Kroger 441 - The Little Clinic Middletown		2			2
UNIVERSITY OF MIAMI SCCC RESEARCH LABORATORY			2	100%	2
BIONIC TECHNOLOGIES CORPORATION			2	100%	2
Camellia Gardens		2			2
PARKRIDGE MEDICAL CENTER			2	100%	2
OSF ST JOSEPH MEDICAL CENTER			2	100%	2
ESCANDON DIAGNOSTIC CLINIC			2	100%	2
ST PETERSBURG GENERAL HOSPITAL LABORATORY			2	100%	2
DEER'S HEAD CENTER		2			2
BAPTIST HEALTH LEXINGTON			2	100%	2
RIVER CITY MEDICAL ASSOCIATES, INC			2	100%	2
CVS LA1116POCT BATON ROUGE		1	1	50%	2
FLORIDA MEDICAL CENTER OF CLEARWATER		2			2
MINUTECLINIC DIAGNOSTIC PA #7110		2			2
SMITH NORTHVIEW HOSPITAL LAB			2	100%	2
PUBLIC HEALTH LABORATORY	1		1	50%	2
DELAWARE VETERANS HOME		2			2
STATE OF FLORIDA			2	100%	2

# COVID-19: testing by laboratory

Data through May 16, 2021 verified as of May 17, 2021 at 09:25 AM

Data in this report are provisional and subject to change.

The numbers in the table below represent the number of Florida and non-Florida residents for whom test results were received by the Department of Health. A person can be tested by more than one laboratory and can have both positive and negative results. **Therefore, the sum of the numbers in each column will be larger than the total number of people tested.**

Reporting lab	Inconclusive	Negative	Positive	Percent positive	Total
BLACKBAG DIGITAL HEALTH LLC		2			2
GRANDVIEW COLLEGE STUDENT HEALTH CENTE		2			2
TSALI CARE CENTER		2			2
NORTH SHORE MEDICAL CENTER - SALEM HOSPITAL			2	100%	2
VALUE DRUGS GREENLAWN INC		2			2
LP Marietta II, LLC		2			2
MEDEXPRESS URGENT CARE - ROSS TOWNSHIP		2			2
IN AND OUT URGENT CARE			2	100%	2
ARCPPOINTLABS OF VIRGINIA BEACH		1	1	50%	2
MI Nursing Restorative Center		2			2
NORTH MANATEE HEALTH CARE CENTER			2	100%	2
DNA DIAGNOSTICS CENTER		2			2
MEDEXPRESS URGENT CARE - ST CLAIR, CLOVER DR.		1	1	50%	2
PEACE RIVER CENTER CRISIS STABILIZATION UNIT		1	1	50%	2
ULTIMATE KIDNEY CARE			2	100%	2
FAST AID URGENT CARE			2	100%	2
Holiday Retirement Home			2	100%	2
SOUTHEASTERN INSTITUTE OF RESTORATIVE MEDICINE		1	1	50%	2
HAMILTON CHD		2			2
Kroger 550 - The Little Clinic Bellevue		2			2
LEESBURG DIALYSIS CENTER		1	1	50%	2
STEELFUSION/RJ LEE GROUP LABORATORY			2	100%	2
BFT LAB			2	100%	2
EASTGENE LABORATORIES		2			2
WALGREENS #05018		2			2
Cortland Acres Association		2			2
BAY CORRECTIONAL AND REHABILITATION FACILITY			2	100%	2
SUDARSAN KAMISSETTY MD PA			2	100%	2
MOUNT SINAI MEDICAL CENTER OF FLORIDA, INC			2	100%	2
DIGESTIVE DISEASE CARE PC		2			2
ASCENSION ST VINCENT'S RIVERSIDE			2	100%	2
CLEAR LAKE REGIONAL MEDICAL CENTER			2	100%	2
OAKMONT WEST- GREENVILLE SC		2			2
BIOMAT USA			2	100%	2
Fox Subacute at Warrington		2			2
BAYCARE OUTREACH LAB			2	100%	2
PALOS COMMUNITY HOSPITAL LABORATORY			2	100%	2
MEDEXPRESS URGENT CARE -HOWELL US HWY		2			2
GOLISANO PEDIATRICS PORT CHARLOTTE HARBOR		2			2
ST MARYS HEALTH CARE SYSTEM		2			2
SOUTHERN SPRINGS HEALTH CARE		2			2
Delaware Court Healthcare Center		2			2
STANKUS FAMILY CARE		1	1	50%	2
AGILE URGENT CARE			2	100%	2
Imboden Creek Living Center		2			2
RAPID URGENT CARE - ALBANY			2	100%	2
CLEVELAND CLINIC FLORIDA LABORATORY			2	100%	2

# COVID-19: testing by laboratory

Data through May 16, 2021 verified as of May 17, 2021 at 09:25 AM

Data in this report are provisional and subject to change.

The numbers in the table below represent the number of Florida and non-Florida residents for whom test results were received by the Department of Health. A person can be tested by more than one laboratory and can have both positive and negative results. **Therefore, the sum of the numbers in each column will be larger than the total number of people tested.**

Reporting lab	Inconclusive	Negative	Positive	Percent positive	Total
AMICUS MEDICAL CENTER LLC			2	100%	2
A+ URGENT/PRIMARY CARE			2	100%	2
CPL LABS			2	100%	2
VA Greater LA HCS-Santa Maria OPC			2	100%	2
HOUSTON HEALTH DEPARTMENT - BUREAU OF LABORATORY SERVICES			2	100%	2
RHODE ISLAND DEPARTMENT OF HEALTH LABORATORIES			2	100%	2
SIMEDHEALTH CHIEFLAND DRAW STATION		1	1	50%	2
SENDER RETREAT ADULT DAY CARE CENTERS			2	100%	2
PHYSICIANS PREMIER			2	100%	2
SIMMONS			2	100%	2
SUMMIT URGENT CARE - MARIETTA		2			2
WEST COAST PEDIATRICS			2	100%	2
SYMPHONY OF BUFFALO GROVE		2			2
CHI MEMORIAL PRIMARY CARE ASSOCIATES-A		2			2
ST ANTHONY'S PINELLAS CARE CLINIC			2	100%	2
Kroger 519 - The Little Clinic Georgesville Square		2			2
Great Lakes Health Center			2	100%	2
MEDEXPRESS URGENT CARE - HAZLET		1	1	50%	2
KEATING SPORTS CENTER		2			2
WEAKLEY COUNTY REHAB AND NURSING CENTER		2			2
ROYAL CARE MEDICAL CENTER			2	100%	2
MAJESTIC GUARDIANS			2	100%	2
PATIENT FIRST-BATTLEFIELD			2	100%	2
MY PHARMACY			2	100%	2
Kroger 667 - The Little Clinic Litchfield Park		2			2
Cottage of the Shoals		2			2
Iowa Veterans Home		2			2
CSS- TWELVE OAKS			2	100%	2
Village Green Health & Rehabilitation		2			2
SACRED HEART HOSPITAL ON THE EMERALD			2	100%	2
WELLSTAR SPALDING REGIONAL MEDICAL CENTER		2			2
DOCTOR TODAY URGENT CARE			2	100%	2
HEALTH & REHAB CTR AT DOLPHINS VIEW, THE			2	100%	2
DAYTONA BEACH CENTRA CARE			2	100%	2
DALLAS MEDICAL CENTER			2	100%	2
SOUTHERN REGIONAL MEDICAL CENTER		2			2
CVS MA1094POCT GREENFIELD		2			2
MID AMERICA CLINICAL LABS			2	100%	2
ST JOSEPH'S HOSPITAL INC			2	100%	2
POMONA VALLEY COMMUNITY HOSPITAL			2	100%	2
SOUTH HILLSBOROUGH CBOC			2	100%	2
NAVAL BRANCH MEDICAL CLINIC			2	100%	2
VANAYER HEALTHCARE AND REHAB CENTER		2			2
UNIVERSITY OF TEXAS AT EL PASO, THE			2	100%	2
PRIMARY HEALTH CARE ASSOCIATES INC			2	100%	2
Pinnacle Assisted Living			2	100%	2
CVS NC2297335CV GREENSBORO		2			2

# COVID-19: testing by laboratory

Data through May 16, 2021 verified as of May 17, 2021 at 09:25 AM

Data in this report are provisional and subject to change.

The numbers in the table below represent the number of Florida and non-Florida residents for whom test results were received by the Department of Health. A person can be tested by more than one laboratory and can have both positive and negative results. **Therefore, the sum of the numbers in each column will be larger than the total number of people tested.**

Reporting lab	Inconclusive	Negative	Positive	Percent positive	Total
WALGREENS #06583		2			2
Macon Valley Nursing and Rehabilitation Center		2			2
ARCADIA DIALYSIS CENTER			2	100%	2
Greystone Nursing and Rehab, LLC			2	100%	2
MINUTECLINIC DIAG OF IND, LLC #4368		2			2
CAROLINAS HEALTHCARE SYSTEM LAB			2	100%	2
JFK MEDICAL CENTER LABORATORY DEPT		2			2
BAYSHORE MEDICAL CENTER			2	100%	2
LAS PALMAS MEDICAL CENTER			2	100%	2
DRR JMC URGENT CARE DONALD ROSS			2	100%	2
AMERICAN MOLECULAR LABORATORIES			2	100%	2
FLORIDA LIVING NURSING CENTER			2	100%	2
Good Samaritan Society Waukon		2			2
MEDICAL ASSOCIATES OF BREVARD LLC		1	1	50%	2
PM PEDIATRICS OF BAYSIDE PLLC - BELLER		2			2
LAKEVIEW HEALTH CARE SYSTEM LLC			2	100%	2
DESERT HOSPITAL/CPHU CLINICAL LABORATORY			2	100%	2
VALLEY BAPTIST MEDICAL CENTER: BROWNSVILLE			2	100%	2
MEDSTAR HEALTH URGENT CARE			2	100%	2
Winer Haven Health and Rehabilitation Center		2			2
JACOBO N LAMA, MD PA		2			2
Port Orange Nursing And Rehab Center			2	100%	2
The Laurels of Hendersonville		2			2
CATHOLIC HEALTH LABORATORY SERVICES		2			2
Lake Charles Healthcare LLC dba Landmark Lake Charles			2	100%	2
GOUVERNEUR HOSPITAL LABORATORY		2			2
PRECISION CLINICAL RESEARCH			2	100%	2
UNIVERSITY OF MISSOURI HEALTH CARE			2	100%	2
MEDEXPRESS URGENT CARE, MOSSIDE		2			2
LAB CORP OF AMER SAN DIEGO			2	100%	2
PRONTO URGENT CARE			2	100%	2
CVS AZ9273POCT TUCSON			2	100%	2
JRS LABORATORY			2	100%	2
APPLING NURSING & REHABILITATION PAVIL		2			2
SPARTANBURG REGIONAL MEDICAL CENTER			2	100%	2
COVANCE			2	100%	2
EASTERN NEW MEXICO UNIVERSITY STUDENT		2			2
TOMAH VAMC		1	1	50%	2
CVS OH4327POCT PAINESVILLE		2			2
FIRST CARE WALK IN CLINIC LLC			2	100%	2
SHEPHERD CENTER CLINICAL LABORATORY		2			2
PROFESSIONAL DIALYSIS CENTER			2	100%	2
Guilford Health Care Center		2			2
PHYSICIANS ASSOCIATES PA			2	100%	2
Kroger 409 - The Little Clinic Hebron Marketplace		1	1	50%	2
Elderwood at Lancaster		2			2
Iron County Medical Care Facility		2			2



# COVID-19: testing by laboratory

Data through May 16, 2021 verified as of May 17, 2021 at 09:25 AM

Data in this report are provisional and subject to change.

The numbers in the table below represent the number of Florida and non-Florida residents for whom test results were received by the Department of Health. A person can be tested by more than one laboratory and can have both positive and negative results. **Therefore, the sum of the numbers in each column will be larger than the total number of people tested.**

Reporting lab	Inconclusive	Negative	Positive	Percent positive	Total
FLORIDA DEPARTMENT OF HEALTH IN CITRUS COUNTY		2			2
Covington Care Nursing and Rehabilitation		2			2
SPECTRA EAST INC		1	1	50%	2
REELFOOT FAMILY WALK IN CLINIC - TIPT		2			2
PALM WEST INTERNIST PA			2	100%	2
BERGEN COUNTY SURGICAL AND ENDOSCOPY CENTER		2			2
REHOBOTH MCKINLEY CHRISTIAN HOSPITAL		2			2
SYNEOS HEALTH			2	100%	2
ENCOMPASS HEALTH HOME HEALTH		1	1	50%	2
Edinboro Manor		2			2
MIAMI DADE MEDICAL RESEARCH INSTITUTE			2	100%	2
Walgreens #5065		2			2
SPRING HILL REGIONAL HOSPITAL			2	100%	2
ADVANTA ANALYTICAL LABORATORIES			2	100%	2
JUST BELIEVE RECOVERY CENTER			2	100%	2
METROHEALTH SYSTEM			2	100%	2
ATVIVO LLC		2			2
PHOEBE BERKS HEALTH CARE CENTER		2			2
MINERS COLFAX MEDICAL CENTER		2			2
RAINY LAKE MEDICAL CENTER			2	100%	2
TULANE MEDICAL CENTER			2	100%	2
CROSTOWN PHARMACY		2			2
Garden Care Center		2			2
ST. VINCENT HOSPITAL			2	100%	2
CVS TX3702POCT KATY		2			2
BAYCARE OUTREACH LAB WH SOUTH			2	100%	2
ABILITY DIAGNOSTICS LLC			2	100%	2
PORTAGE MEDICAL CENTER			2	100%	2
Parkview Care and Rehabilitation Center		2			2
CVS CA8882POCT SAN CLEMENTE		2			2
ORLANDO HEALTH MEDICAL GROUP		1	1	50%	2
MINUTE CLINIC DIAGNOSTICS OF IN, LLC #6252		2			2
Jacob's Creek Nursing and Rehabilitation Center		2			2
INTEGRITY CLINICAL RESEARCH CENTER INC		1	1	50%	2
STUDENT HEALTH SERVICES			2	100%	2
FKC AMELIA ISLAND DIALYSIS			2	100%	2
FLAGLER PROFESSIONAL HEALTH CAE SERVICES INC		2			2
Kroger 619 - The Little Clinic Hendersonville Indian Lake		2			2
PALMS OF FT MYERS,THE			2	100%	2
FLORIDA MEDICAL CLINIC CARDIOLOGY-ZH			2	100%	2
CVS M05724POCT KANSAS CITY		2			2
SENECA HEALTH CARE CENTER		2			2
IN & OUT URGENT CARE METAIRIE			2	100%	2
WISCONSIN STATE LABORATORY OF HYGIENE		1	1	50%	2
CHRISTIAN REST HOME ASSOC		2			2
GALEN BAYLOR EXTENSION		2			2
Bethany Manor		2			2

# COVID-19: testing by laboratory

Data through May 16, 2021 verified as of May 17, 2021 at 09:25 AM

Data in this report are provisional and subject to change.

The numbers in the table below represent the number of Florida and non-Florida residents for whom test results were received by the Department of Health. A person can be tested by more than one laboratory and can have both positive and negative results. **Therefore, the sum of the numbers in each column will be larger than the total number of people tested.**

Reporting lab	Inconclusive	Negative	Positive	Percent positive	Total
MAGNOLIA MANOR OF COLUMBUS		2			2
LACORP		1	1	50%	2
CVS MA1238POCT MEDFIELD		1	1	50%	2
LUTHERAN HOSPITAL OF INDIANA			2	100%	2
Durham VAMC		2			2
WEST FLORIDA MEDICAL ASSOCIATES			2	100%	2
ManorCare Rehab Center of Marietta		2			2
COLONIAL VILLA GOOD SAMARITAN CENTER		2			2
MEMORIAL SLOAN KETTERING CANCER CENTER		1	1	50%	2
GASTROENTEROLOGY ASSOCIATES			2	100%	2
CONWAY MEDICAL CENTER			2	100%	2
NORTHWEST MEDICAL CENTER LABORATORY		2			2
VA Central California HCS		2			2
DELAWARE DIVISION OF PUBLIC HEALTH			2	100%	2
UT PATH			2	100%	2
FLAGLER HOME CARE			2	100%	2
AMERICAN MEDICAL LABORATORIES			2	100%	2
BAYLOR COLLEGE OF MEDICINE			2	100%	2
ASPIRUS RIVERVIEW HOSPITAL & CLINICS INC		1	1	50%	2
MEDERI CARETENDERS		1	1	50%	2
AUSTIN REGIONAL CLINIC MICROBIOLOGY LAB			2	100%	2
SOUTHEAST GEORGIA HEALTH SYSTEM			2	100%	2
PRIMARY CARE SERVICES AT EDGEWATER		2			2
LIBERTY HEALTH CENTER			2	100%	2
RIVERVIEW MEDICAL CLINIC		2			2
WILLOWBROOKE CT AT LIMA ESTATES		2			2
VICKIE N HARRELL MD		2			2
INDIANA STATE DEPARTMENT OF HEALTH LAB			2	100%	2
COBLESKILL REGIONAL HOSPITAL		2			2
VA WNYHCS - Buffalo Division		1	1	50%	2
UNIVERSITY HOSPITAL OF BROOKLYN		2			2
CVS AZ5477POCT SURPRISE		2			2
WALGREENS AGUADILLA (ST 177)		2			2
UW HOSPITAL AND CLINICS		1	1	50%	2
EAST CENTRAL REGIONAL HOSPITAL GRACEWO		2			2
HOLSTON MEDICAL GROUP		2			2
MCLAREN REGIONAL MEDICAL CENTER			2	100%	2
WEST FLORIDA MEDICAL ASSOCIATES, PA			2	100%	2
AUGUSTA HEALTH SKILLED CARE			2	100%	2
RABI SINHA, MD		2			2
UNM SANDOVAL REGIONAL MEDICAL CENTER		2			2
ADVENTHEALTH EAST ORLANDO EMPLOYEE CLINIC		2			2
MEDPOST - NORTH DALLAS			2	100%	2
AVERA MEDICAL GROUP			2	100%	2
PALM BEACH DIABETES & ENDOCRINE SPECIALISTS PA			2	100%	2
Alden Terrace of McHenry			2	100%	2
LAB PLUS, LLC			2	100%	2

# COVID-19: testing by laboratory

Data through May 16, 2021 verified as of May 17, 2021 at 09:25 AM

Data in this report are provisional and subject to change.

The numbers in the table below represent the number of Florida and non-Florida residents for whom test results were received by the Department of Health. A person can be tested by more than one laboratory and can have both positive and negative results. **Therefore, the sum of the numbers in each column will be larger than the total number of people tested.**

Reporting lab	Inconclusive	Negative	Positive	Percent positive	Total
EASTLAKE MEDICAL CENTER		2			2
SUMMIT URGENT CARE PS			2	100%	2
CIRRUS DX			2	100%	2
Kroger 130 - The Little Clinic Colorado Springs		2			2
MIDWAY SPECIALTY CARE CENTER INC		2			2
NIAGARA APOTHECARY INC		2			2
ST JOHNS EPISCOPAL HOSPITAL SOUTH SHORE		1	1	50%	2
JACKSON LABORATORY OF GENOMIC MEDICINE		2			2
Veterans Health Administration-Public Health Reference Laboratory		1	1	50%	2
CARENOW LENEXA			2	100%	2
MEDEXPRESS URGENT CARE - SPRINGDALE, S 40TH STREET		2			2
DEVLAB, LLC			2	100%	2
BARDMOOR EMERGENCY CARE CENTER			2	100%	2
LONG, SARAH		1	1	50%	2
RUST MEDICAL CENTER		2			2
CVS OH398OPOCT KENT		2			2
THE FOUNTAIN AT BOCA CIEGA BAY		2			2
DELRAY BEACH HEALTH CENTER			2	100%	2
UNIVERSITY OF BALTIMORE WASHINGTON MEDICAL CENTER			2	100%	2
DEKALB MEDICAL CENTER LABORATORY			2	100%	2
LOWELL GENERAL HOSPITAL			2	100%	2
AEGIS MEDICAL GROUP LLC			2	100%	2
GERM BUSTERS 911 LLC			2	100%	2
SALEM VAMC		2			2
Kroger 101 - The Little Clinic Hill Top		2			2
Kroger 127 - The Little Clinic Lakewood-Alameda		2			2
OUR LOVING HANDS COMPANION SERVICE LLC		2			2
BAPTIST HOSPITAL PRIMARY CARE GULF BREEZE			2	100%	2
PRIMACARE MEDICAL LAKEWOOD			2	100%	2
CORTLAND PARK REHABILITATION AND NURSING CENTER		1	1	50%	2
ASSOCIATES IN UROGYNECOLOGY MD LLC		2			2
NORTHSIDE FAMILY MEDICINE AND URGENT CARE (CUMMING)		2			2
ANNE ARUNDEL MEDICAL CENTER			2	100%	2
PIEDMONT URGENT CARE - CONYERS		2			2
PEACEHEALTH CENTRAL		2			2
SENTARA NORFOLK GENERAL HOSPITAL			2	100%	2
DALLAS VA MEDICAL CENTER - VA NORTH TEXAS HEALTH CARE SYSTEM			2	100%	2
UNIVERSITY OF MARYLAND PATHOLOGY ASSOCIATES			2	100%	2
AFC PHYSICIANS OF FLORIDA, PA			2	100%	2
WALKONCLINIC			2	100%	2
SANTA ROSA COUNTY HEALTH DEPARTMENT			2	100%	2
SHELL POINT HOME HEALTH			2	100%	2
Manorcare Health Services West Reading North		2			2
Robert Cranfield			2	100%	2
HANOVER ENDOSCOPY CENTER		2			2
WARE EXPRESS CARE			2	100%	2
ADVENTHEALTH CENTRA CARE POINCIANA			2	100%	2

# COVID-19: testing by laboratory

Data through May 16, 2021 verified as of May 17, 2021 at 09:25 AM

Data in this report are provisional and subject to change.

The numbers in the table below represent the number of Florida and non-Florida residents for whom test results were received by the Department of Health. A person can be tested by more than one laboratory and can have both positive and negative results. **Therefore, the sum of the numbers in each column will be larger than the total number of people tested.**

Reporting lab	Inconclusive	Negative	Positive	Percent positive	Total
Kroger 096 - The Little Clinic Orchard and Holly		2			2
CEDARS-SINAI MEDICAL CENTER			2	100%	2
Life Care Center of Elyria		2			2
PALM BAY COMMUNITY OUTPATIENT CLINIC		2			2
LOUIS A JOHNSON VAMC		2			2
MARCO ISLAND HOSPITAL INC D/B/A		1	1	50%	2
Workmens Circle Multicare Center		2			2
BUCKINGHAM PAVILION INC		2			2
COMPLETE HEALTH MEDICAL CENTER			2	100%	2
NEW YORK PSYCHIATRIC INSTITUTE		2			2
MY INSTADOC - HOWELL URGENT CARE		2			2
PLASMA MED RESEARCH DBA		2			2
ACKERMAN CANCER CENTER		2			2
UWMC MONTLAKE DEPT OF LAB MED			2	100%	2
DESERT ROSE FL LLC		2			2
MAWD PATHOLOGY GROUP			2	100%	2
WOODLAND VILLAGE HEALTHCARE CENTER		2			2
WEST BOCA MEDICAL CENTER			2	100%	2
PUBLIX PHARMACY #1048		2			2
MIDLAND MEMORIAL HOSPITAL			2	100%	2
GREEN RIVER MEDICAL CENTER			2	100%	2
ONTARIO COUNTY PUBLIC HEALTH		2			2
First Care Living Center/Essentia Health			2	100%	2
TWIN LAKES REHAB & HEALTHCARE		2			2
PT&J REHAB LLC		1	1	50%	2
Kroger 596 - The Little Clinic Brentwood		2			2
ALLSTATE HEALTH SERVICES, INC		2			2
AHSC ADVENTHEALTH WELL 65 PLUS		2			2
UNIVERSITY OF VERMONT MEDICAL CENTER			2	100%	2
NEW YORK UNIVERSITY MEDICAL CENTER			2	100%	2
FLORIDA SOUTHERN COLLEGE		1	1	50%	2
THE HOSPITAL OF PROVIDENCE EMERGENCY ROOM			2	100%	2
TLC MEDICAL			2	100%	2
FRESENIUS KIDNEY CARE SOUTH ST PETERSBURG			2	100%	2
Signature Healthcare of Fort Wayne		2			2
SIGNATURE CARE LEWISVILLE-EMERGENCY CENTER		1	1	50%	2
Beecher Manor Nursing and Rehabilitation Center		2			2
PUBLIX PHARMACY #1092		2			2
A G RHODES HOME AT WESLEY WOODS		2			2
FALCON HEALTH CENTER			2	100%	2
VA CBOC			2	100%	2
THE EDGEWATER AND WATERMAN VILLAGE			2	100%	2
WELLNESS MEDICAL CLINIC			2	100%	2
Piney Grove Nursing and Rehabilitation Center		2			2
CLEMENT J ZABLOCKI VAMC		2			2
WESTMINSTER SUNCOAST			2	100%	2
DUKE HEALTH REGIONAL HOSPITAL			2	100%	2

# COVID-19: testing by laboratory

Data through May 16, 2021 verified as of May 17, 2021 at 09:25 AM

Data in this report are provisional and subject to change.

The numbers in the table below represent the number of Florida and non-Florida residents for whom test results were received by the Department of Health. A person can be tested by more than one laboratory and can have both positive and negative results. **Therefore, the sum of the numbers in each column will be larger than the total number of people tested.**

Reporting lab	Inconclusive	Negative	Positive	Percent positive	Total
VA Healthcare Center- Newburg		1	1	50%	2
CVS TX4794POCT ARLINGTON		2			2
Ozark Health and Rehabilitation, LLC		2			2
PM PEDIATRICS OF BAYSIDE, PLLC - RIVE		2			2
MATHER HOSPITAL			2	100%	2
PIEDMONT WALTON HOSPITAL		2			2
FLORIDA MEDICAL CLINIC RADIOLOGY DALE MABRY		2			2
MICARE CLINC			2	100%	2
MOORE CLINICAL RESEARCH INC			2	100%	2
SPRINGS MEDICAL LAB		1	1	50%	2
ACCESS MEDICAL GROUP OF TAMPA II, INC		2			2
BOSTON PUBLIC HEALTH COMMISSION			2	100%	2
Kroger 407 - The Little Clinic Lexington		1	1	50%	2
CARE 365			2	100%	2
HOLY FAMILY MEDICAL CENTER		1	1	50%	2
MISSION HOSPITAL REGIONAL MEDICAL CENTER			2	100%	2
BOCA RATON PHYSICIANS PA			2	100%	2
ST. MARY'S MEDICAL CENTER EVANSVILLE, INC			2	100%	2
JORDAN VALLEY MEDICAL CENTER			2	100%	2
JMC TALLAHASSEE, LLC			2	100%	2
THE RIM URGENT CARE			2	100%	2
DOWN HOME MEDICAL			2	100%	2
INTERMOUNTAIN MEDICAL CENTER			2	100%	2
ROBERTS WESLEYAN COLLEGE HEALTH CENTE		2			2
Cooperstown Center for Nursing and Rehabilitation		2			2
Sanctuary Health Wadsworth		2			2
ROUTE 16 PHARMACY LLC DBA HOLLAND PHAR		2			2
CRAWFORD COUNTY CARE CENTER		2			2
INNOVATIVE CARE II LLC			2	100%	2
EXCELTOX LABORATORIES LLC		2			2
Kroger 426 - The Little Clinic Suwanee		2			2
Robert J Dole VAMC		2			2
Colonial Manor Nursing and Rehabilitation Center		2			2
BELLIN HOSPITAL			2	100%	2
ADVENT HEALTH CENTRAL TEXAS		1	1	50%	2
UF KANAPAHA LAB BEAKER		2			2
CVS NE2741POCT LA VISTA		2			2
POLK PEDIATRICS		1	1	50%	2
SCIENTIFIC LABORATORY COMPANY		2			2
SAWGRASS PEDIATRIC PARTNERS LLC			2	100%	2
MEDPOST OF MEMPHIS TN			2	100%	2
Tuscola County Medical Care Community		2			2
NORTH SHORE HEMATOLOGY-ONCOLOGY ASSOCIATES		2			2
CHNJ		2			2
KIVA AT MOUNT DORA			2	100%	2
CVS AZ9277POCT TUCSON		2			2
Timber Ridge Health Care Center			2	100%	2

# COVID-19: testing by laboratory

Data through May 16, 2021 verified as of May 17, 2021 at 09:25 AM

Data in this report are provisional and subject to change.

The numbers in the table below represent the number of Florida and non-Florida residents for whom test results were received by the Department of Health. A person can be tested by more than one laboratory and can have both positive and negative results. **Therefore, the sum of the numbers in each column will be larger than the total number of people tested.**

Reporting lab	Inconclusive	Negative	Positive	Percent positive	Total
Walgreens #7156			2	100%	2
FLORIDA SCHOOL FOR THE DEAF & BLIND			2	100%	2
FLORIDA DEPARTMENT OF HEALTH IN ESCAMBIA COUNTY		1	1	50%	2
IRA FIALKO DO			2	100%	2
CVS AZ5892POCT LAVEEN		2			2
Kroger 020 - The Little Clinic Wheat Ridge		2			2
Walgreens #9278		2			2
MOBILE HEALTH LABS LLC			2	100%	2
PPD CLINICAL RESEARCH UNIT			2	100%	2
MEDEXPRESS URGENT CARE - LINCOLN		2			2
Henry County Health and Rehabilitation		2			2
MILFORD REGIONAL HOSPITAL			2	100%	2
Green Mountain Nursing and Rehabilitation		2			2
WARD MEMORIAL HOSPITAL		2			2
LILY PHARMACY		2			2
IDAHO BUREAU OF LABORATORIES		2			2
Central Alabama Veterans HCS - West Campus		2			2
PTC LABORATORIES			2	100%	2
SCHEURER HOSPITAL		2			2
HCR MANOR CARE SERVICES OF FLORIDA III INC		2			2
WILCOX MEDICAL CENTER-ALMA COLLEGE		2			2
PEACE RIVER MEDICAL CENTER		2			2
WALGREENS #13605		2			2
TRUE HEALTH INC			2	100%	2
FIRSTCHOICE FAMILY CARE, PLLC		2			2
AZALEA HEALTH AND REHABILITATION		2			2
HEALTH NETWORK			2	100%	2
AMEDISYS HOME HEALTH OF GREENVILLE			2	100%	2
TENNESSEE VALLEY HCS			2	100%	2
CORNELIA REDDY URGENT CARE		2			2
ALL CHILDRENS PEDIATRIC CLINIC			2	100%	2
NEW YORK CITY CENTRAL COVID			2	100%	2
MEASE MANOR MEMORY CARE		2			2
CQUENTIA NGS, LLC			2	100%	2
GENETIC ASSAYS INC			2	100%	2
ADVENT HEALTH - OWASA			2	100%	2
WillowBrooke Court at Westminster Village		2			2
VALLEY HOSPITAL MEDICAL CENTER		1	1	50%	2
VOLUNTEERS OF AMERICA OF FLORIDA			2	100%	2
Kroger 647 - The Little Clinic Newnan Crossings		1	1	50%	2
SUNSHINE PHARMACY		2			2
EXPERTUS LABORATORIES, INC.			2	100%	2
STATCARE URGENT AND WALK-IN			2	100%	2
CITY OF NEW YORK DEPARTMENT OF HEALTH			2	100%	2
GOLDSTEIN			2	100%	2
FRASER MEMORIAL HOSPITAL		1	1	50%	2
Luther Acres Manor		2			2

# COVID-19: testing by laboratory

Data through May 16, 2021 verified as of May 17, 2021 at 09:25 AM

Data in this report are provisional and subject to change.

The numbers in the table below represent the number of Florida and non-Florida residents for whom test results were received by the Department of Health. A person can be tested by more than one laboratory and can have both positive and negative results. **Therefore, the sum of the numbers in each column will be larger than the total number of people tested.**

Reporting lab	Inconclusive	Negative	Positive	Percent positive	Total
POPLAR HEALTHCARE			2	100%	2
KEY WEST HMA PHYSICIAN MANAGEMENT, LLC			2	100%	2
DESERT SPRINGS HOSPITAL			2	100%	2
PREMIER FAMILY CARE I, INC			2	100%	2
ABSOLUTE CAREGIVERS HOME HEALTH AGENCY INC			2	100%	2
EASTERN NIAGARA HOSPITAL		2			2
PULMONARY MEDICINE		2			2
RM LAB LLC DBA EXPRESS LAB		2			2
MEDEXPRESS-DOVER		2			2
NEMOURS CHILDREN'S PRIMARY CARE THE VILLAGES		2			2
DEL SOL MEDICAL CENTER			2	100%	2
CVS M08581POCT BLUE SPRINGS		1	1	50%	2
OAKBRIDGE TERRACE AT SAE			2	100%	2
CARTERSVILLE URGENT CARE		1	1	50%	2
ADVANCED MEDICAL OF FLORIDA			2	100%	2
FLORIDA COMMUNITY HEALTH CENTERS, INC.			2	100%	2
HAILE MEDICAL GROUP PA		2			2
UNIVERSITY COMMUNITY HEALTH SERVICES		1	1	50%	2
AMERICAN FAMILY CARE URGENT CARE		1	1	50%	2
RAPID MD			2	100%	2
SANFORD REGIONAL HOSPITAL WORTHINGTON		2			2
TEXAS HEALTH CARE			2	100%	2
FORT MYERS NORTH DIALYSIS		1	1	50%	2
QUALITY URGENT CARE CENTER		1	1	50%	2
SAINT FRANCIS HOSPITAL			1	100%	1
ADDINGTON PLACE EAST LAKE		1			1
CHEROKEE PARK REHABILITATION		1			1
MEDICAL COLLEGE OF GEORGIA MEDICAL CENTER			1	100%	1
Kroger 527 - The Little Clinic Hwy 70 S.		1			1
BIODORON LABORATORIES			1	100%	1
Greencroft Goshen		1			1
PALM BEACH PEDIATRIC UROLOGY			1	100%	1
UABC			1	100%	1
SMITH KLINE			1	100%	1
MOUNT DORA DIALYSIS			1	100%	1
DOYLESTOWN HOSPITAL			1	100%	1
SAINT JOSEPHS HOSPITAL OF ATLANTA			1	100%	1
LYSTER MAIN LAB, FT RUCKER		1			1
HEALTHPARTNERS HUDSON CLINIC			1	100%	1
STAT EMERGENCY CENTER			1	100%	1
DSI LABORATORIES-NAPLES-7TH			1	100%	1
MISSION REGIONAL MEDICAL CENTER			1	100%	1
Spring Gate Rehab and Healthcare Center		1			1
LUMBERTON HOSPITAL			1	100%	1
CLEVELAND HEARTLAB			1	100%	1
PCG MOLECULAR			1	100%	1
Absolut Care of Gasport		1			1

# COVID-19: testing by laboratory

Data through May 16, 2021 verified as of May 17, 2021 at 09:25 AM

Data in this report are provisional and subject to change.

The numbers in the table below represent the number of Florida and non-Florida residents for whom test results were received by the Department of Health. A person can be tested by more than one laboratory and can have both positive and negative results. **Therefore, the sum of the numbers in each column will be larger than the total number of people tested.**

Reporting lab	Inconclusive	Negative	Positive	Percent positive	Total
DERMDX, DIV OF AURORA DIAGNOSTICS/BERNHARDT LAB		1			1
GENESIS MICROBIOLOGY LAB		1			1
Carington Park			1	100%	1
Churchman Village LLC		1			1
LAB. CORP. OF AMERICA			1	100%	1
Jenkins Living Center		1			1
FRIO REGIONAL PRIMARY CARE AND URGENT CARE CLINIC			1	100%	1
INFINITY HOME CARE OF PORT CHARLOTTE, LLC			1	100%	1
Greene Meadows Nursing and Rehabilitation Center		1			1
HEALTH & WELLNESS PROFESSIONALS INC			1	100%	1
BELLMORE PEDIATRICS		1			1
CAN COMMUNITY HEALTH LLC		1			1
Oklahoma Methodist Manor			1	100%	1
Monument Health Strugis Care Center		1			1
REGIONAL MEDICAL LABORATORY			1	100%	1
ADVENTHEALTH MEDICAL GROUP UROLOGY AT EAST ORLANDO		1			1
STONECREST MEDICAL CENTER		1			1
WEST CARVER MEDICAL ASSOCIATES		1			1
FORT MYERS DIALYSIS		1			1
CHILDRENS DOCTOR OF TAMPA BAY, THE			1	100%	1
SUNRISE CLINIC SANTA ROSA		1			1
ISSAM ALBANNA MD PA			1	100%	1
SANTA ROSA PEDIATRICS			1	100%	1
NORTH FLORIDA FAMILY MEDICINE			1	100%	1
HIGHLANDS CLINICAL LABORATORY			1	100%	1
TAMPA FAMILY HEALTH CENTERS			1	100%	1
Kroger 670 - The Little Clinic Powell		1			1
San Antonio Residence and Rehabilitation Center		1			1
COASTAL ER IX, PHYSICIANS PREMIER			1	100%	1
Chesapeake Shores - Signature HealthCare LLC		1			1
HUNTERS CREEK MEDICAL ASSOCIATES PA		1			1
PULSE MEDICAL DOCTOTS LLC			1	100%	1
CVS AZ69POCT PEORIA		1			1
Melbourne Terrace Rehabilitation Center			1	100%	1
ATLANTIS VISION CENTER			1	100%	1
TMH URGENT CARE CENTER			1	100%	1
UT HEALTH RIO GRANDE VALLEY SPECIALTY PEDIATRICS			1	100%	1
FAIRFAX COUNTY HEALTH DEPT LABORATORY			1	100%	1
HEALTHCARE PARTNERS FAMILY MEDICINE LLC			1	100%	1
HARBIN CLINIC, LLC - MAIN OFFICE		1			1
GENEVA FAMILY HEALTH			1	100%	1
SIERRA HEALTH CARE CENTER		1			1
INTERNAL MEDICINE GROUP OF CENTRAL FLORIDA			1	100%	1
Grays Harbor Health and Rehabilitation		1			1
BOCA GENERAL AND FAMILY MEDICINE		1			1
ALAN MOORE		1			1
Diversicare of Eupora		1			1



# COVID-19: testing by laboratory

Data through May 16, 2021 verified as of May 17, 2021 at 09:25 AM

Data in this report are provisional and subject to change.

The numbers in the table below represent the number of Florida and non-Florida residents for whom test results were received by the Department of Health. A person can be tested by more than one laboratory and can have both positive and negative results. **Therefore, the sum of the numbers in each column will be larger than the total number of people tested.**

Reporting lab	Inconclusive	Negative	Positive	Percent positive	Total
BETHESDA DIALYSIS			1	100%	1
HARMONY HEALTHCARE ORLANDO INC		1			1
JACKSON GENERAL HOSPITAL			1	100%	1
OUCH URGENT CARE			1	100%	1
Acts Manor House		1			1
FLORIDA WATERMAN HOSPITAL			1	100%	1
FAU MEMORY & WELLNESS CENTER			1	100%	1
HOLYOKE MEDICAL CENTER			1	100%	1
USCG BASE MIAMI BEACH MEDICAL LAB		1			1
BEACH CARE PLLC			1	100%	1
BAYLOR SCOTT & WHITE ALL SAINTS MEDICAL CENTER FT			1	100%	1
BLAKE AT PENSACOLA OPERATION CO, LLC, THE			1	100%	1
PRIME CARE FAMILY MEDICINE			1	100%	1
SUNSHINE PEDIATRICS OF LUTz			1	100%	1
THE LITTLE CLINIC, LLC			1	100%	1
TRAFALGAR DIALYSIS			1	100%	1
ADVANCED LABORATORY SERVICES			1	100%	1
AHC Dyersburg		1			1
FLORIDA ADVANCED MEDICAL AND DERM AESTHETICS LLC			1	100%	1
QC LABORATORY			1	100%	1
LIFE SAVERS EMERGENCY ROOM II, LLC		1			1
MED-LAKE LABORATORY			1	100%	1
SEATTLE-KING COUNTY			1	100%	1
VIVIAN SIMMONS FAMILY PRACTICE			1	100%	1
CELEBRATION FAMILY PHYSICIANS LLC			1	100%	1
SINAI URGENT CARE FORT WORTH, LLC			1	100%	1
777 URGENT CARE			1	100%	1
MANHATTAN EYE EAR AND THROAT HOSPITAL		1			1
Crisp Regional Nursing and Rehab Center		1			1
JET MEDICAL CENTER			1	100%	1
HARDVARD VANGUARD MEDICAL ASSOCIATES - NEEDHAM			1	100%	1
MEMORIAL HERMANN KATY HOSPITAL			1	100%	1
PENNY PEDIATRICS		1			1
NORWALK HOSPITAL			1	100%	1
Riverside Nursing & Rehabilitation Center		1			1
PROVIDENCE HOSPITAL			1	100%	1
TMH PHYSICIAN PARTNERS WAKULLA			1	100%	1
Niles Nursing and Rehab. Center		1			1
Walgreens #19992		1			1
RESOURCE PATH LLC			1	100%	1
BACON COUNTY HOSPITAL		1			1
SAINT LEO UNIVERSITY INCORPORATED			1	100%	1
LIFE CARE CENTER OF HILTON HEAD		1			1
CHI MEMORIAL HOSPITAL CHATTANOOGA			1	100%	1
Marysville Care Center		1			1
WRNMMC BETHESDA			1	100%	1
Royal Palm Beach Health and Rehab Center			1	100%	1

# COVID-19: testing by laboratory

Data through May 16, 2021 verified as of May 17, 2021 at 09:25 AM

Data in this report are provisional and subject to change.

The numbers in the table below represent the number of Florida and non-Florida residents for whom test results were received by the Department of Health. A person can be tested by more than one laboratory and can have both positive and negative results. **Therefore, the sum of the numbers in each column will be larger than the total number of people tested.**

Reporting lab	Inconclusive	Negative	Positive	Percent positive	Total
TENNOVA HEALTHCARE - CLEVELAND			1	100%	1
INDIGO PALMS			1	100%	1
URGENT DOC -NACOGODOCHES CLINIC			1	100%	1
WALMART PHARMACY 10-4554		1			1
EUROFINS APPLIED GENOMICS - LOUISVILLE		1			1
MEDONE URGENT CARE			1	100%	1
CARENOW URGENT CARE-MURFREESBORO			1	100%	1
SUNDIAL MANUFACTURING		1			1
TENNOVA ER - SANGO			1	100%	1
MBMG OF WINTER HAVEN			1	100%	1
PARKWAY REGIONAL MEDICAL CENTER LAB			1	100%	1
NEMOURS CHILDREN HOSPITAL			1	100%	1
ROMULO CAMOGLIANO MD/INTERNAL MEDICINE			1	100%	1
Medilodge of East Lansing		1			1
BAPTIST MEDICAL PLAZA AT WESTCHESTER			1	100%	1
PENROSE HOSPITAL			1	100%	1
SUNY AT STONY BROOK			1	100%	1
CHC			1	100%	1
Court House Center		1			1
FAMILY MEDICAL CENTERS			1	100%	1
RCP OF MEMORIAL WEST			1	100%	1
WHEATON FRANCISCAN LABORATORY			1	100%	1
HEALTH CONSERVATION, INC		1			1
ADVENTHEALTH WOUND CARE CENTER			1	100%	1
CVS OH6153POCT COLUMBUS		1			1
WINNIFRED ASSISTED LIVING FACILITY INC		1			1
MEMORIAL HOSPITAL LOS BANOS			1	100%	1
GULF BREEZE TREATMENT CENTER, LLC			1	100%	1
WEST VIRGINIA UNIVERSITY HOSPITALS			1	100%	1
NEMOURS CHILDRENS URGENT CARE			1	100%	1
Oak Hill Health & Rehabilitation Center			1	100%	1
WATERSIDE HEALTH & REHAB CENTER, LLC		1			1
PEDIATRIC ASSOCIATES - JACKSONVILLE			1	100%	1
BUFFALO VAMC			1	100%	1
Accordius Health at Gastonia			1	100%	1
Hawthorne House		1			1
DELTA INTERNAL MEDICINE CENTER			1	100%	1
Bayou Vista Community Care Center			1	100%	1
ST LUKE LUTHERAN HOME		1			1
ATHENA PLASTIC SURGERY		1			1
FLORIDA HOSPITAL TRANSPLANT CENTER		1			1
CVS IL2297651CV JOLIET		1			1
JPS HEALTH CENTER AT TRUE WORTH PLACE			1	100%	1
LABORATORIO BUENA SALUD			1	100%	1
LIBERTY COMMONS NURSING AND REHABILITA		1			1
St. Mary's Care Center		1			1
MEDICAL CENTER FRANKLIN			1	100%	1

# COVID-19: testing by laboratory

Data through May 16, 2021 verified as of May 17, 2021 at 09:25 AM

Data in this report are provisional and subject to change.

The numbers in the table below represent the number of Florida and non-Florida residents for whom test results were received by the Department of Health. A person can be tested by more than one laboratory and can have both positive and negative results. **Therefore, the sum of the numbers in each column will be larger than the total number of people tested.**

Reporting lab	Inconclusive	Negative	Positive	Percent positive	Total
BRIDGES AT LIFE CARE CENTER OF OCALA, THE			1	100%	1
PROGRESSIVE MEDICAL RESEARCH			1	100%	1
UNITED MEMORIAL		1			1
Robinson Terrace Rehabilitation and Nursing Center		1			1
VA North May Outpatient Clinic		1			1
BROOKDALE WEST PALM BEACH			1	100%	1
CLINICAL MICROBIOLOGY LAB FAIRVIEW UNIVERSITY HOSPITAL			1	100%	1
TALLAHASSEE DIALYSIS		1			1
PHYSICIANS URGENT CARE PLLC		1			1
BETTER U BETTER LIFE WELLNESS LLC			1	100%	1
Chateau Dville Rehab & Retirement		1			1
RED BUG LAKE ROAD OVIEDO COVID			1	100%	1
Fairhope		1			1
NORTH CAROLINA STATE LABORATORY OF PUBLIC HEALTH, SPECTRUM LAB NETWORK			1	100%	1
ECHCS - Jewell Clinic		1			1
ADVENTHEALTH CENTRA CARE LAKE NONA			1	100%	1
CHILDRENS HEALTHCARE CTE OF NORTHERN		1			1
NATICK URGENT CARE			1	100%	1
EAST COAST INSTITUTE FOR RESEARCH LLC			1	100%	1
RENEGADEXBIO, PBC	1				1
CARESPOT - WELLINGTON			1	100%	1
Manor Care Health Services			1	100%	1
THE INTERNAL MEDICAL GROUP		1			1
ADVANCE MD CARE			1	100%	1
FORT HUDSON NURSING CENTER		1			1
HEALTH SERVICES-COLUMBIA COLLEGE		1			1
ENZO LABS INC			1	100%	1
Manor Care of Dallastown d/b/a ManorCare Health Services - Dallastown		1			1
MEDEXPRESS WELL - OLDSMAR			1	100%	1
WATERTOWN URGENT CARE		1			1
HEALTH CHOICES, PLLC		1			1
BLACKBERRY CENTER, THE		1			1
J F K PEDIATRICS			1	100%	1
NEMOUR'S CHILDREN'S CLINIC			1	100%	1
INTERNAL MEDICINE GROUP OF WINTER HAVEN PA		1			1
C V S / PHARMACY #833		1			1
ADVANCE GASTROENTEROLOGY			1	100%	1
NORTH WEST FLORIDA DIAGNOSTIC ENDOCRINOLOGY CLINIC			1	100%	1
SAN JOSE CLINIC		1			1
MED LAB SERVICES, LLC			1	100%	1
Kroger 907 - The Little Clinic Holland		1			1
JUPITER MEDICAL CENTER INC			1	100%	1
KIDS CARE PEDIATRICS			1	100%	1
MEDICAL UNIVERSITY OF SOUTH CAROLINA			1	100%	1
BALLAD HEALTH MEDICAL ASSOCIATES URGENT CARE - JOHNSON CITY			1	100%	1
LEELANAU OPCO, LLC		1			1
TOMAH HEALTH			1	100%	1

# COVID-19: testing by laboratory

Data through May 16, 2021 verified as of May 17, 2021 at 09:25 AM

Data in this report are provisional and subject to change.

The numbers in the table below represent the number of Florida and non-Florida residents for whom test results were received by the Department of Health. A person can be tested by more than one laboratory and can have both positive and negative results. **Therefore, the sum of the numbers in each column will be larger than the total number of people tested.**

Reporting lab	Inconclusive	Negative	Positive	Percent positive	Total
PALM BREEZE DIALYSIS			1	100%	1
Isle Health and Rehabilitation Center			1	100%	1
CARE ADVANTAGE			1	100%	1
UNIVERSITY OF MD PATH ASSOC- MD GENOMICS			1	100%	1
Carrollton Manor Inc		1			1
CARENOW MURFREESBORO MEDICAL CENTER PK		1			1
APPLECARE URGENT CARE			1	100%	1
WILSON FAMILY MEDICINE LLC		1			1
BAPTIST HOSPITAL FAMILY MEDICINE TIGER POINT			1	100%	1
CENTRAL FLORIDA HEALTH CARE, INC			1	100%	1
FRESENIUS SOUTH FORT MYERS		1			1
Masonic Medical Research Institute			1	100%	1
CVS OH5458POCT GROVE CITY		1			1
ULTIMATE ANALYSIS LABORATORY			1	100%	1
EXCEPTIONAL EMERGENCY CENTER			1	100%	1
PEACHEALTH LABORATORIES		1			1
SOFFER HEALTH INSTITUTE			1	100%	1
UNIVERSITY OF FLORIDA			1	100%	1
FAIRHAVEN		1			1
WELLOW URGENT CARE-OSWEGO			1	100%	1
CARRINGTON, LLC D/B/A THE CARRINGTON		1			1
THE CHRIST HOSPITAL			1	100%	1
Ash Flat Healthcare and Rehabilitation Center			1	100%	1
DR AZIZ CLINIC			1	100%	1
CFHC - FROSTPROOF			1	100%	1
BAYFRONT HEAL WOUND CARE AND HYPERBARIC CENTER			1	100%	1
SARASOTA MEMORIAL HOSPITAL		1			1
PHYSICIANS PRIMARY CARE LEHIGH PEDS			1	100%	1
SACRED HEART HOSPITAL			1	100%	1
CVS AZ3264POCT PHOENIX			1	100%	1
ST MARY'S OF SAGINAW		1			1
FIT4LIFE MEDICAL CENTER			1	100%	1
Altenheim Senior Living		1			1
CASA DE ORO CARE AND REHABILITATION CE		1			1
Walgreens #10988		1			1
ELATION HEALTH		1			1
Kroger 569 - The Little Clinic Gallatin		1			1
Kroger 698 - The Little Clinic 14th Street/Bell		1			1
WESTMINSTER COLLEGE		1			1
ORMOND PEDIATRICS PA			1	100%	1
VIP STARNETWORK		1			1
FLOYD MEDICAL CENTER/CLINICAL LAB		1			1
SMYTH COUNTY COMMUNITY HOSPITAL LABORATORY			1	100%	1
MEMORIAL SATILLA HEALTH			1	100%	1
JOHN PETER SMITH HOSPITAL- OB TRIAGE			1	100%	1
ST JOSEPH MEDICAL CENTER			1	100%	1
EMORY DECATUR HOSPITAL - EMORY MEDICAL		1			1

# COVID-19: testing by laboratory

Data through May 16, 2021 verified as of May 17, 2021 at 09:25 AM

Data in this report are provisional and subject to change.

The numbers in the table below represent the number of Florida and non-Florida residents for whom test results were received by the Department of Health. A person can be tested by more than one laboratory and can have both positive and negative results. **Therefore, the sum of the numbers in each column will be larger than the total number of people tested.**

Reporting lab	Inconclusive	Negative	Positive	Percent positive	Total
ALTAMONTE SPRINGS WALK IN MED CENTER			1	100%	1
WARREN GENERAL HOSPITAL			1	100%	1
APPLECARE URGENT CARE KINGSLAND			1	100%	1
Walgreens #3661		1			1
Erie VAMC		1			1
COMMUNITY			1	100%	1
STERLING HOUSE OF PORT ORANGE		1			1
ATRIA TAMARAC			1	100%	1
LAKE LURE HEALTH CENTER			1	100%	1
PHOEBE HOME INC		1			1
Medilodge of Kalamazoo		1			1
CVS PA2867POCT FOLSOM		1			1
MEA PRIMARY CARE PLUS BYRAM			1	100%	1
CATERPILLAR INC - MIAMI DISTRIBUTION CENTER			1	100%	1
Heritage Inn Health and Rehabilitation		1			1
WINDMOOR HEALTHCARE			1	100%	1
PROGRESSIVE MEDICAL LAB LLC			1	100%	1
WALGREENS #15369		1			1
NORTH BREVARD CHILDRENS MEDICAL CENTER			1	100%	1
SOUTHWEST REGIONAL PCR LABORATORY			1	100%	1
OPTIMAL MEDICINE INC		1			1
TEVAPHARM			1	100%	1
STEPHEN G NELSON MD PA			1	100%	1
JOHN HOPKINS WELLNESS CENTER PEPSICO			1	100%	1
JUP Serology SubSection			1	100%	1
COMMUNITY MEDICAL CENTER-ORANGE CITY		1			1
CAREAGE PLASTIC SURGERY			1	100%	1
CONWAY - SHERWOOD URGENT CARE			1	100%	1
Chatsworth Health Care		1			1
SHAH			1	100%	1
HOSPITAL METROPOLITANO SAN GERMAN			1	100%	1
MID-SOUTH URGENT CARE, PLLC			1	100%	1
CLERMONT HEALTH DEPARTMENT			1	100%	1
CARROLL UNIVERSITY STUDENT HEALTH CENTER		1			1
ATHENS LIMESTONE HOSPITAL		1			1
PUBLIC HEALTH LABORATORIES			1	100%	1
HARBOR HOSPITAL			1	100%	1
EMERALD HEALTH CARE		1			1
SUNCOAST PRIMARY CARE LLC			1	100%	1
Lakeview Care Center			1	100%	1
Brynwood Health & Rehabilitation Center			1	100%	1
Bridgeway Care and Rehabilitation Center		1			1
Towne Manor East		1			1
Medilodge of Midland		1			1
Village Crest Center for Health & Rehabilitation		1			1
BREVARD COUNTY JAIL			1	100%	1
CYPRESS CREEK OUTPATIENT SURGICAL CTR, LLC			1	100%	1

# COVID-19: testing by laboratory

Data through May 16, 2021 verified as of May 17, 2021 at 09:25 AM

Data in this report are provisional and subject to change.

The numbers in the table below represent the number of Florida and non-Florida residents for whom test results were received by the Department of Health. A person can be tested by more than one laboratory and can have both positive and negative results. **Therefore, the sum of the numbers in each column will be larger than the total number of people tested.**

Reporting lab	Inconclusive	Negative	Positive	Percent positive	Total
BIOLOGICAL AND CHEMICAL EMERGENCIES LABORATORY			1	100%	1
WINTER PARK MEMORIAL HOSPITAL LABORATORY		1			1
St. Anne Home		1			1
NORTHSIDE HOSPITAL GWINNETT		1			1
LEXINGTON HOSPITAL CORPORATION			1	100%	1
FLAGLER CARE CENTER			1	100%	1
MORNINGSIDE NURSING AND REHABILITATION		1			1
CONVENIENT MEDICAL AND HEALTH SERVICES			1	100%	1
FRONT PORCH PEDIATRICS PLLC			1	100%	1
ABSOLUTE HEALTHCARE			1	100%	1
CARENOW URGENT CARE-HENDERSONVILLE		1			1
MT CARMEL NURSING HOME		1			1
PUTNAM CO HOSPITAL-D/B/A ASBURY TOWERS		1			1
WALKING URGENT CARE INC			1	100%	1
PRESTIGE ER			1	100%	1
ST LUKES HOSPITAL LAB			1	100%	1
OPTI MED PHARMACY		1			1
SHANNON CLARK OD, PA			1	100%	1
Aspire Physical Recovery Center at Cahaba River		1			1
LIFE CARE CENTER OF GWINNETT		1			1
BEVERLY ADVANCED PRACTICE NURSING		1			1
MERCY - NORTH IOWA			1	100%	1
FAWCETT MEMORIAL HOSPITAL NURSING			1	100%	1
Bivins Pointe			1	100%	1
VISTA DEL SOL MED ASSOC		1			1
NHSN_AIMS		1			1
PALM SPRINGS GENERAL HOSPITAL			1	100%	1
TRANSCEND PERFORMANCE AND LIFESTYLE INSTITUTE			1	100%	1
El Paso Health Care Center			1	100%	1
ATLANTA PLUS URGENT CARE, LLC			1	100%	1
TITUS REGIONAL MEDICAL CENTER			1	100%	1
CVS NY2297002CV NEW YORK			1	100%	1
MERRILL GARDENS AT CHAMPIONSGATE			1	100%	1
HEALTHCARE AND REHAB OF SANFORD			1	100%	1
VIRTUA HEALTH AND REHABILITATION		1			1
IC LABS			1	100%	1
KENT		1			1
Kroger 683 - The Little Clinic Foothills Plaza		1			1
Mason Health and Rehab		1			1
OMNI HEALTHCARE URGENT CARE			1	100%	1
TRANSYLVANIA REGIONAL HOSPITAL LAB			1	100%	1
POETS WALK SARASOTA			1	100%	1
INDIAN RIDGE		1			1
Walgreens #9121		1			1
OHIO VALLEY MANOR NURSING &		1			1
EAST END PEDIATRICS		1			1
BLUE RIDGE URGENT CARE MORGANTON			1	100%	1

# COVID-19: testing by laboratory

Data through May 16, 2021 verified as of May 17, 2021 at 09:25 AM

Data in this report are provisional and subject to change.

The numbers in the table below represent the number of Florida and non-Florida residents for whom test results were received by the Department of Health. A person can be tested by more than one laboratory and can have both positive and negative results. **Therefore, the sum of the numbers in each column will be larger than the total number of people tested.**

Reporting lab	Inconclusive	Negative	Positive	Percent positive	Total
CITRONELLE HEALTH AND REHABILITATION CENTER		1			1
HALE KUPUNA HERITAGE HOME		1			1
WESTON COUNTY HEALTH SERVICES			1	100%	1
SUMMIT DETOX INC			1	100%	1
Summit Medical Group Morristown Oncology		1			1
Rio Grande City Nursing and Rehab Center			1	100%	1
TRIPLE O RESEARCH INSTITUTE PA			1	100%	1
ADVENTHEALTH PHYSICIAN GROUP - APPLEWOOD			1	100%	1
DORA HOME CARE			1	100%	1
RIVER CHASE HEALTH AND REHABILITATION CENTER			1	100%	1
PEDRO MENENDEZ HEALTH CENTER AT ST JOHNS			1	100%	1
TEXAS HEALTH ARLINGTON MEMORIAL		1			1
PATIENT FIRST - GARRISONVILLE			1	100%	1
TEXAS HEALTH ARLINGTON MEMORIAL HOSPITAL			1	100%	1
YOUTH HEALTH CENTER OF HUNTINGTON		1			1
MADISON REHABILITATION HOSPITAL		1			1
OMAHA VA MEDICAL CENTER			1	100%	1
FALKVILLE HEALTHCARE		1			1
KIDSVILLE PEDIATRICS III PA			1	100%	1
PALM BEACH DIABETES AND ENDOCRINE SPECIALISTS, PA			1	100%	1
THE LITTLE CLINIC LLC			1	100%	1
INHEALTH LIFE SCIENCES LLC			1	100%	1
BAYOU URGENT CARE			1	100%	1
ARGENTINE CARE CENTER		1			1
PLEASANT RIDGE MANOR WEST		1			1
UW MEDICINE MS CENTER			1	100%	1
SAINT BARNABAS MEDICAL CENTER		1			1
ALLIANCE LABORATORY SERVICES			1	100%	1
ENCOMPASS HEALTH REHABILITATION HOSPITAL OF		1			1
PALMA CEIA MED GROUP-SWANN		1			1
FIRST MED URGENT CARE - NW 39TH			1	100%	1
MEMPHIS URGENT CARE #2, LLC			1	100%	1
WELLPATH			1	100%	1
PEDRO L ORTEGA MD PA			1	100%	1
Kroger 353 - The Little Clinic Harpers Point		1			1
DISCOVERY AT HOME, LLC			1	100%	1
ACUTE AND COMMUNICABLE DISEASE PREVENTION			1	100%	1
METHODISM MIDLOTHIAN MEDICAL CENTER			1	100%	1
The Pines at Catskill		1			1
PREVENTIVE CARDIOLOGY AND INTERNAL MEDICINE ASSOCI			1	100%	1
Walgreens #11854			1	100%	1
NHC HEALTH CARE CENTER		1			1
Heartland Health Care Center Jacksonville			1	100%	1
WELLSTREET CLAIRMONT		1			1
EVEXIA DIAGNOSTICS			1	100%	1
NAVICENT HEALTH OCONEE, LLC		1			1
JUPITER MEDICAL GROUP			1	100%	1

# COVID-19: testing by laboratory

Data through May 16, 2021 verified as of May 17, 2021 at 09:25 AM

Data in this report are provisional and subject to change.

The numbers in the table below represent the number of Florida and non-Florida residents for whom test results were received by the Department of Health. A person can be tested by more than one laboratory and can have both positive and negative results. **Therefore, the sum of the numbers in each column will be larger than the total number of people tested.**

Reporting lab	Inconclusive	Negative	Positive	Percent positive	Total
EDGAR PRICE FAMILY & CHILDREN HEALTHCARE CENTER			1	100%	1
EASTSIDE MEDICAL CLINIC		1			1
SS VASCULAR			1	100%	1
CORDOVA FAMILY PRACTICE			1	100%	1
LACKAWANNA HEALTH AND REHAB CENTER		1			1
SUNRISE/QUAY COUNTY HEALTH CLINIC		1			1
DPH OP LAB			1	100%	1
CORE OCCUPATIONAL MEDICINE			1	100%	1
PINELLAS POINT NURSING AND REHAB CENTER			1	100%	1
CHATEAU MADELEINE - SENIOR LIVING & MEMORY CARE			1	100%	1
THYROID SPECIALTY LABORATORY			1	100%	1
GENESIS HOME HEALTH CARE SERVICES OF			1	100%	1
OMC PRIMARY CARE - HOSPITAL CAMPUS			1	100%	1
INDIANA INTERNAL MEDICINE			1	100%	1
WASHINGTON SOLDIERS HOME AND COLONY		1			1
PERRY COUNTY NURSING HOME		1			1
Accordius Health at Harrisonburg		1			1
ROSEN MEDICAL CENTER AT ROSEN COLLEGE CAMPUS			1	100%	1
PUBLIX PHARMACY #1114			1	100%	1
Pinnacle Health and Rehab at South Portland		1			1
CONVENIENT MD			1	100%	1
NEW ULM MEDICAL CENTER			1	100%	1
Good Samaritan Society - Albion		1			1
CLARKSVILLE MANOR INC		1			1
Higland Pointe Health and Rehabilitation center		1			1
EXPRESS LAB LIVINGSTON			1	100%	1
ACL LABORATORIES			1	100%	1
HEARTLAND PHARMACY SEBRING			1	100%	1
KELLY			1	100%	1
THE NEW JEWISH HOME		1			1
Alden North Shore			1	100%	1
MIAMI CHILDRENS HOSPITAL MIDTOWN OUTPATIENT CENTER			1	100%	1
SPACE COAST COMMUNITY PHARMACY			1	100%	1
EUROFINS CENTRAL LABORATORY, LLC		1			1
KIDS HEALTH ALLIANCE PA			1	100%	1
CLIFTON-FINE HOSPITAL LABORATORY		1			1
SUPERKIDS PEDIATRICS			1	100%	1
ST CATHERINE HOSPITAL LABORATORY			1	100%	1
NF Escambia, LLC DBA Olive BranchHealth and Rehabilitaion Center			1	100%	1
ULTIMATE DX CORP			1	100%	1
JACK M MATHENY II MD			1	100%	1
OKLAHOMA BLOOD INSTITUTE			1	100%	1
Kempsville Health and Rehab Center		1			1
LAKE CHELAN COMMUNITY HOSPITAL		1			1
Walgreens #5421		1			1
Brio of Johnston		1			1
SEVEN HILLS HEALTHCARE GROUP LLC DBA		1			1



# COVID-19: testing by laboratory

Data through May 16, 2021 verified as of May 17, 2021 at 09:25 AM

Data in this report are provisional and subject to change.

The numbers in the table below represent the number of Florida and non-Florida residents for whom test results were received by the Department of Health. A person can be tested by more than one laboratory and can have both positive and negative results. **Therefore, the sum of the numbers in each column will be larger than the total number of people tested.**

Reporting lab	Inconclusive	Negative	Positive	Percent positive	Total
Iosco County Medical Care Facility		1			1
SHERIDAN VAMC		1			1
NORTHEAST REGIONAL MEDICAL CENTER			1	100%	1
Alaska Domiciliary Care for Homeless Veterans		1			1
ASHLEY PEDIATRICS DAY & NIGHT CLINIC			1	100%	1
Kroger 618 - The Little Clinic Trail Creek Village		1			1
Good Samaritan Society-Atkinson		1			1
WALGREENS #05150		1			1
Bolingreen Health and Rehabilitation		1			1
MORELL			1	100%	1
TANNER CLINIC			1	100%	1
Lenbrook		1			1
Eger Health Care and Rehabilitation Center		1			1
BRIDGEWAY CENTER INC			1	100%	1
CVS TX7824POCT GARLAND		1			1
HUDSON REGIONAL HOSPITAL			1	100%	1
ADVANCED CARDIOVASCULAR DIAGNOSTICS OF FL			1	100%	1
Kroger 682 - The Little Clinic New Holland Market			1	100%	1
CENTER AT WATERFRONT		1			1
CORVALLIS CLINIC PC LAB		1			1
QUEST INC			1	100%	1
SSC NASHVILLE OPERATING CO LLC D/B/A		1			1
AUSTIN URGENT CARE			1	100%	1
HOSPITAL SISTERS HEALTH SYSTEM (HSBS)			1	100%	1
GEORGE WASHINGTON UNIVERSITY HOSPITAL			1	100%	1
CHILDREN'S MEMORIAL HOSPITAL			1	100%	1
FAIRLAWN OPCO LLC DBA ARBORS AT FAIRLAWN		1			1
YOUR KIDS URGENT CARE			1	100%	1
VIVEX/UMTB BIOMEDICAL			1	100%	1
HEALTHCARE ASSOCIATES OF IRVING, LLP			1	100%	1
APOLLO ADVANCED HOME HEALTH CORP			1	100%	1
OPTUM MEDICAL CLINIC IN ROCKRIMMON			1	100%	1
MEDEXPRESS URGENT CARE - LAWTON		1			1
WALGREENS #09456		1			1
ALTA BATES SUMMIT MEDICAL CENTER CLINICAL LAB			1	100%	1
DIGNITY HEALTH GOHEALTH		1			1
TILLAMOOK COUNTY GENERAL HOSPITAL LAB		1			1
VIRGINIA UROLOGY		1			1
BEST CARE COMMUNITY AND FAMILY HEALTH CENTER INC			1	100%	1
NHC HealthCare St. Charles		1			1
RAMBAM URGENT CARE			1	100%	1
MID-FLORIDA CANCER CENTERS		1			1
MEDEXPRESS URGENT CARE - WILLINGBORO		1			1
ST JOHN'S HOME CARE			1	100%	1
PHYSICIANS PREMIER ER- BASTROP			1	100%	1
Villa Maria			1	100%	1
PASCO COUNTY HEALTH DEPARTMENT			1	100%	1

# COVID-19: testing by laboratory

Data through May 16, 2021 verified as of May 17, 2021 at 09:25 AM

Data in this report are provisional and subject to change.

The numbers in the table below represent the number of Florida and non-Florida residents for whom test results were received by the Department of Health. A person can be tested by more than one laboratory and can have both positive and negative results. **Therefore, the sum of the numbers in each column will be larger than the total number of people tested.**

Reporting lab	Inconclusive	Negative	Positive	Percent positive	Total
PARKVIEW REGIONAL MEDICAL CENTER			1	100%	1
COASTAL MANOR		1			1
SHP WESTCHESTER LLC		1			1
ROBERT TAYLOR COMMUNITY COMPLEX			1	100%	1
PENSACOLA PRIMARY CARE INC		1			1
Imperial Healthcare Centre			1	100%	1
Raleigh Center (WV)			1	100%	1
ADVENTHEALTH MEDICAL GROUP OBSTETRICS AND			1	100%	1
BRIGHT HEALTH CLINIC CORP			1	100%	1
Florence Nursing and Rehabilitation Center		1			1
US LABORATORIES			1	100%	1
HARDIN HEALTH INC		1			1
PALMETTO CHARTER SCHOOL		1			1
Redstone Highlands			1	100%	1
BRISTOL REGINAL MEDICAL CENTER			1	100%	1
THE HEART HOSPITAL BAYLOR PLANO			1	100%	1
GARNET HEALTH URGENT CARE		1			1
SAPLING GROVE URGENT CARE		1			1
MEDEXPRESS URGENT CARE - CABOT			1	100%	1
BRADEN CLINIC		1			1
SKIN AND CANCER ASSOCIATES LLP		1			1
Consulate Health Care of Tallahassee			1	100%	1
LAKE VIEW COURT		1			1
SILVER SPRINGS SHORES DIALYSIS			1	100%	1
CANDLER HOSPITAL			1	100%	1
PHYSICIANS URGENT CARE			1	100%	1
NOORANI MEDICAL CENTER LLC			1	100%	1
Piqua Manor		1			1
CVS IN4633POCT GREENFIELD		1			1
RIO GRANDE REGIONAL HOSPITAL FAMILY PRACTICE CLINC			1	100%	1
INTERIM HHA OF ST AUGUSTINE INC		1			1
COLLINS NURSING HOME		1			1
PHYSICIAN ASSOCIATES, LLC			1	100%	1
Vista Park			1	100%	1
DORNOCH PLACE DEL PRADO		1			1
SILVERMAN			1	100%	1
MEDCARE QUALITY MEDICAL CENTER LLC			1	100%	1
HEALTH CLINIC,THE		1			1
HEALTH GUAGE			1	100%	1
Davie Nursing & Rehabilitation Center		1			1
MEMORIAL HERMANN OCCUPATIONAL HEALTH			1	100%	1
Good Shepherd Fairview Home, Inc.		1			1
YUMA REGIONAL MEDICAL CENTER			1	100%	1
METHODIST OLIVE BRANCH HOSPITAL			1	100%	1
CVS IL5822POCT MOKENA		1			1
LOUISIANA STATE LAB			1	100%	1
CVS IL6789POCT WOODRIDGE		1			1

# COVID-19: testing by laboratory

Data through May 16, 2021 verified as of May 17, 2021 at 09:25 AM

Data in this report are provisional and subject to change.

The numbers in the table below represent the number of Florida and non-Florida residents for whom test results were received by the Department of Health. A person can be tested by more than one laboratory and can have both positive and negative results. **Therefore, the sum of the numbers in each column will be larger than the total number of people tested.**

Reporting lab	Inconclusive	Negative	Positive	Percent positive	Total
SPECIALTY DRUG TESTING			1	100%	1
PLANTATION DIALYSIS			1	100%	1
WALGREENS #15291		1			1
Orange City Nursing and Rehab Center			1	100%	1
GUILFORD IMMEDIATE CARE, SYAH, LLC		1			1
BOTTINEAU GOOD SAMARITAN CENTER		1			1
TMH PHYSICIAN PARTNERS QUINCY			1	100%	1
Kroger - KRO01100688			1	100%	1
Arlington Care Center			1	100%	1
ST LUKE'S CORNWALL HOSPITAL N			1	100%	1
SANTA CRUZ COUNTY HEALTH SERVICES			1	100%	1
ST FRANCIS MEDICAL CENTER			1	100%	1
Medicalodges Neosho			1	100%	1
VA Texas Valley Coastal Bend Harlingen HCC		1			1
Broomall Manor		1			1
CACERES SPECIALIZED GYNECOLOGY		1			1
Kroger 444 - The Little Clinic Dent		1			1
PROVIDENCE PORTLAND MEDICAL CENTER		1			1
Elm Crest Senior Living Community		1			1
AVON PARK CLUSTER		1			1
MEMORIAL HOSPITAL AT GULFPORT			1	100%	1
Sage Bluff Health & Rehabilitation Center		1			1
BAYSHORE DIALYSIS			1	100%	1
VA OPTOMETRY CLINIC			1	100%	1
AUSTIN ER LLC			1	100%	1
Kroger 779 - The Little Clinic Georgetown		1			1
CENTRAL MAINE MED CTR LAB			1	100%	1
Lexington Medical Center Extended Care		1			1
Glen Oaks Health and REhabilitation		1			1
SOUTH DADE NURSING & REHABILITATION CENTER			1	100%	1
Juniper Village at Bucks County		1			1
NEW RIVER HEALTH DISTRICT			1	100%	1
WELL KEY URGENT CARE MARYVILLE		1			1
Avista Nursing and Rehab			1	100%	1
LABORATORY COPORATION OF AMERICA			1	100%	1
SOMA MEDICAL CENTER PA #4			1	100%	1
UNIVERSITY OF MIAMI MEDICINE CLINIC DRI			1	100%	1
ADVANCED RESEARCH INSTITUTE			1	100%	1
St. Catherine's manor of Findlay		1			1
SC-GA2018 THE RIDGE REHABILITATION & H		1			1
DISPATCH HEALTH - TEXAS, PA			1	100%	1
VANAJA SUREDDI MD PA			1	100%	1
Kroger 016 - The Little Clinic Centennial		1			1
KIOSK MEDICINE KENTUCKY LLC		1			1
MYCLINIC, INC			1	100%	1
FIVE STAR PREMIER RESIDENCES OF POMPANO BEACH			1	100%	1
NULEASE MEDICAL SOLUTIONS			1	100%	1

# COVID-19: testing by laboratory

Data through May 16, 2021 verified as of May 17, 2021 at 09:25 AM

Data in this report are provisional and subject to change.

The numbers in the table below represent the number of Florida and non-Florida residents for whom test results were received by the Department of Health. A person can be tested by more than one laboratory and can have both positive and negative results. **Therefore, the sum of the numbers in each column will be larger than the total number of people tested.**

Reporting lab	Inconclusive	Negative	Positive	Percent positive	Total
EUROFINS PHOENIX			1	100%	1
MEDICAL EXAMINERS OFFICE, LEESBURG			1	100%	1
LOGAN COUNTY HOSPITAL			1	100%	1
WALKERS DRUG STORE			1	100%	1
ROSE MEDICAL CENTER LAB			1	100%	1
RYE BEACH PHARMACY INC		1			1
CVS AZ9302POCT TUCSON		1			1
WALKIN MEDICAL URGENT CARE,NEW CITY			1	100%	1
SHAW MEDICAL GROUP LLC			1	100%	1
THE EMORY CLINIC			1	100%	1
Kroger 588 - The Little Clinic Thompsons Station		1			1
COURTLAND TERRACE		1			1
BGB SUMMIT MEDICAL GROUP		1			1
Walgreens #12153		1			1
CHILDRENS CLINIC OF PENSACOLA PA			1	100%	1
PUTNAM COUNTY PUBLIC HEALTH UNIT WIC		1			1
WALGREENS #06025		1			1
WELLCARE URGENT CARE			1	100%	1
CAH ACQUISITION COMPANY 11 LLC			1	100%	1
Cibolo Creek Rehabilitation Health Living Center		1			1
FLORIDA DEPARTMENT OF HEALTH PALM BEACH COUNTY			1	100%	1
BARTLE'S PHARMACY INC			1	100%	1
DSL TENANT II LLC			1	100%	1
EXPRESS CARE OF OCALA			1	100%	1
SEGAL INSTITUTE FOR CLINICAL RESEARCH INC			1	100%	1
JEFFREY A HIRSCHFIELD, MD PA			1	100%	1
EAGLE COUNTY HEALTH AND HUMAN SERVICES			1	100%	1
Walgreens #3049		1			1
ADVENTHEALTH HOME CARE WATERMAN			1	100%	1
MCR HEALTH MEDICAL EXPRESS			1	100%	1
SARHA DOCTORS CENTER			1	100%	1
CONNECTICUT PEDIATRICS @ CHC		1			1
LONESTAR 24HRER MANAGEMENT LLC DBA LONESTAR 24HRER			1	100%	1
URGENT 202 COX CREEK PKWY		1			1
FIRSTCARE MEDICAL CENTER			1	100%	1
KEY WEST BRANCH MEDICAL CLINIC			1	100%	1
CONSOLIDATED			1	100%	1
BOCA RATON REGIONAL HOSPITAL		1			1
SCHUYLER HOSPITAL		1			1
Franciscan Convalescent Hospital		1			1
BROWARD MEDICAL LAB			1	100%	1
BAPTIST HOSPITAL EAST			1	100%	1
LANGLEY DIALYSIS			1	100%	1
American Fork Care Center dba Heritage Care Center		1			1
MEDEXPRESS URGENT CARE - MT EPHRAIM		1			1
AESTHETIC PHYSICIANS PC			1	100%	1
Rosa Coplou Jewish Home and Infirmary		1			1

# COVID-19: testing by laboratory

Data through May 16, 2021 verified as of May 17, 2021 at 09:25 AM

Data in this report are provisional and subject to change.

The numbers in the table below represent the number of Florida and non-Florida residents for whom test results were received by the Department of Health. A person can be tested by more than one laboratory and can have both positive and negative results. **Therefore, the sum of the numbers in each column will be larger than the total number of people tested.**

Reporting lab	Inconclusive	Negative	Positive	Percent positive	Total
DORAL KIDNEY CENTER			1	100%	1
WORKFORCE HEALTH DEPARTMENT			1	100%	1
IMMERSION RECOVERY CENTER LLC			1	100%	1
GENESIS HEALTH SYSTEM			1	100%	1
Remarkable Healthcare Dallas			1	100%	1
Mountain City Care and Rehabilitation Center		1			1
APC HEALTH LLC			1	100%	1
NEMOURS CHILDREN'S PRIMARY CARE			1	100%	1
AMBRY GENETICS CORP	1				1
NOVANT HEALTH PRINCE WILLIAM WELLNESS CENTER			1	100%	1
NATIONAL GENETIC INSTITUTE			1	100%	1
MEDICAL LIFE-INC GUIDEWELL EMERGENCY MEDICINE			1	100%	1
Parkside Manor		1			1
DEVLIN MANOR NURSING AND REHABILITATION		1			1
WEST FLORIDA MEDICAL CENTER CLINIC			1	100%	1
MARTIN LUTHER KING RENAL INSTITUTE			1	100%	1
SELECT SPECIALTY HOSPITAL - ORLANDO SOUTH			1	100%	1
KEY BISCAYNE PEDIATRIC ASSOCIATES INC			1	100%	1
ARTESIAN HOME		1			1
ST JOHN FISHER COLLEGE HEALTH AND WELLNESS		1			1
FRESENIUS MEDICAL CARE TRADTION			1	100%	1
MARYLAND DEPARTMENT OF HEALTH AND MENTAL HYGIENE			1	100%	1
MED FIRST URGENT CARE CENTERS INC			1	100%	1
HATLEY HEALTH CARE, INC		1			1
REHABILITATION CENTER OF SOUTH GEORGIA		1			1
ALLEGHENY COUNTY HEALTH DEPARTMENT - PUBLIC HEALTH LABORATORY			1	100%	1
Freedom Pointe at The Villages			1	100%	1
FAITH FAMILY PRACTICE			1	100%	1
PINECREST MANOR		1			1
MT VIEW			1	100%	1
HEARTLAND OF ZEPHYRHILLS FL, LLC			1	100%	1
VITAL CARE			1	100%	1
MEMORIAL PHYSICIANS LABORATORY			1	100%	1
TEXAS HEALTH HARRIS METHODIST HOSPITAL			1	100%	1
FORT LOUDOUN PRIMARY CARE		1			1
NEMOURS CHILDREN'S			1	100%	1
SPRINGBROOK HOSPITAL			1	100%	1
SALEM HOSPITAL REGIONAL LABORATORY		1			1
LIFE CARE CENTER OF CLEVELAND		1			1
GALVESTON COUNTY HEALTH DISTRICT			1	100%	1
MAIN STREET PHARMACY OF MARCELLUS, INC		1			1
Williamstown Commons			1	100%	1
HONU	1				1
DR Q PEDIATRICS			1	100%	1
DESTIN SURGERY CENTER LTD		1			1
IVY CREEK HEALTHCARE & WELLNESS CENTRE			1	100%	1
GENVIEW DIAGNOSIS INC			1	100%	1

# COVID-19: testing by laboratory

Data through May 16, 2021 verified as of May 17, 2021 at 09:25 AM

Data in this report are provisional and subject to change.

The numbers in the table below represent the number of Florida and non-Florida residents for whom test results were received by the Department of Health. A person can be tested by more than one laboratory and can have both positive and negative results. **Therefore, the sum of the numbers in each column will be larger than the total number of people tested.**

Reporting lab	Inconclusive	Negative	Positive	Percent positive	Total
HEBER VALLEY MEDICAL CENTER			1	100%	1
MEDHEALTH CLINICAL INC			1	100%	1
LAKEWOOD RANCH URGENT CARE PA			1	100%	1
CHILDRENS AT NORTH POINT URGENT CARE L		1			1
JOHN H. STROGER, JR. HOSPITAL OF COOK COUNTY			1	100%	1
Northern Nevada State Veterans Home		1			1
ST.ELIZABETH HEALTH CENTER	1				1
TITUSVILLE TOWERS ASSISTED LIVING		1			1
MAINE HEALTH AND ENVIRONMENTAL TESTING LABORATORY			1	100%	1
MIAMI JEWISH DIALYSIS			1	100%	1
MAHONEY PEDIATRICS PA			1	100%	1
SAINT ALPHONSUS REGIONAL MEDICAL CENTER			1	100%	1
VICTORIA PAIN AND REHABILITATION CENTER			1	100%	1
PUBLIX PHARMACY #0332		1			1
WALGREENS # 12338		1			1
SUNSHINE FAMILY & WELLNESS CENTER			1	100%	1
UHEALTH LEJEUNE INTERNAL MEDICINE			1	100%	1
ALL AMERICAN FAMILY AND GERIATRIC CARE			1	100%	1
INTERNAL MEDICINE ASSOCIATES OF LAKE			1	100%	1
SISTERS MISSION			1	100%	1
SOUTHERN OHIO MEDICAL CENTER			1	100%	1
HEARTLAND NURSING & REHABILITATION		1			1
PARKVIEW MANOR NURSING HOME		1			1
SOUTHEAST HEALTH WESTGATE CLINIC			1	100%	1
MARTIN HEALTH PHYSICIAN GROUP			1	100%	1
Wedgewood Manor		1			1
JACKSONVILLE HEALTH & REHAB		1			1
CYPRESS CREEK DIALYSIS CTR			1	100%	1
MINUTECLINIC DIAGNOSTIC OF TN PC #6437		1			1
FLORIDA EPIDEMIOLOGY PROGRAM			1	100%	1
WESLEY CHAPEL INTERNAL MEDICINE AND PEDIATRICS PA			1	100%	1
TILE PHARMACY		1			1
West Woods of Niles		1			1
Schoenbrunn Healthcare		1			1
SAINT AGNES HOSPITAL			1	100%	1
Autumn Care of Suffolk		1			1
ERLANGER WESTERN CAROLINA HOSPITAL			1	100%	1
Rockcastle Health and Rehab		1			1
HENRICO DOCTORS HOSPITAL LABORATORY			1	100%	1
CLEVELAND CLINIC FLORIDA WAIVED			1	100%	1
Westminster Canterbury Richmond		1			1
MEDEXPRESS URGENT CARE-BRENTWOOD		1			1
EPIC CARE PHARMACY		1			1
SV MOBILE HEALTH			1	100%	1
WALGREENS #05690		1			1
SOPHIA MEDICAL ASSOCIATES, PC			1	100%	1
CARDIAC AND VASCULAR CONSULTANTS MD PA		1			1

# COVID-19: testing by laboratory

Data through May 16, 2021 verified as of May 17, 2021 at 09:25 AM

Data in this report are provisional and subject to change.

The numbers in the table below represent the number of Florida and non-Florida residents for whom test results were received by the Department of Health. A person can be tested by more than one laboratory and can have both positive and negative results. **Therefore, the sum of the numbers in each column will be larger than the total number of people tested.**

Reporting lab	Inconclusive	Negative	Positive	Percent positive	Total
LEE MEMORIAL HEALTH SYSTEMS HOME HEALTH		1			1
ST. JOSEPH MERCY ANN ARBOR HOSPITAL			1	100%	1
MEDICAL ASSOCIATES OF CARTER		1			1
Heritage of Red Cloud		1			1
AUTUMN HOUSE			1	100%	1
MED CHOICE CENTER OF NORTH MIAMI			1	100%	1
CORPORATION OF AMERICA		1			1
WALGREENS CP		1			1
Gulf Coast health and Rehabilitation, LLC		1			1
ST. LUKES HOSPITAL			1	100%	1
MEDICAL CLINIC OF HOUSTON			1	100%	1
CALIFORNIA PUBLIC HEALTH LABORATORY			1	100%	1
ADVENTHEALTH SENIOR CARE AT ORMOND			1	100%	1
View Ridge Care Center		1			1
MEDEXPRESS URGENT CARE - BENTONVILLE		1			1
PATIENT FIRST - CHERRY HILL		1			1
GENESIS MEDICAL CENTER OF CORAL SPRINGS INC			1	100%	1
CONEY ISLAND HOSP			1	100%	1
HALIFAX FAMILY HEALTH CENTER			1	100%	1
AVERA SACRED HEART HOSPITAL			1	100%	1
HILLVIEW TERRACE			1	100%	1
WYTHE CNTY COMMUNITY HOSP LABORATORY			1	100%	1
BREVARD HEALTH ALLIANCE - SARNO/MELBOURNE		1			1
Parkwood Healthcare Facility		1			1
GREATER TAMPA AT HOME			1	100%	1
AMBULATORY CARE CLINIC, LLC			1	100%	1
OXY-GENLAB			1	100%	1
CHRISTIANA HOSPITAL		1			1
Ladera Center		1			1
MULTICARE PHYSICIANS			1	100%	1
LANGLADE			1	100%	1
BRADENTON CONVENTION CENTER			1	100%	1
FAMILY HEALTHCARE SERVICES			1	100%	1
SOUTH TEXAS HEALTH SYSTEM ER - WARE ROAD			1	100%	1
TEMPLE TERRACE DIALYSIS			1	100%	1
Signature HealthCare of Bowling Green		1			1
SEABROOK EMS			1	100%	1
EH FARGO HOSPITAL LABORATORY			1	100%	1
Smg At Bridgewater Family Medicine		1			1
SAINT PETE MRI			1	100%	1
NEW MILFORD HOSPITAL			1	100%	1
ADVANCE CARDIOVASCULAR IMAGING, INC			1	100%	1
PROGRESSIVE URGENT CARE, PC			1	100%	1
MID FLORIDA DERMATOLOGY ASSOCIATES PA			1	100%	1
BROOKSVILLE REGIONAL HOSPITAL			1	100%	1
PEDIATRIC PARTNERS ZEPHYRHILLS			1	100%	1
PALM AVENUE BAPTIST TOWER INC		1			1

# COVID-19: testing by laboratory

Data through May 16, 2021 verified as of May 17, 2021 at 09:25 AM

Data in this report are provisional and subject to change.

The numbers in the table below represent the number of Florida and non-Florida residents for whom test results were received by the Department of Health. A person can be tested by more than one laboratory and can have both positive and negative results. **Therefore, the sum of the numbers in each column will be larger than the total number of people tested.**

Reporting lab	Inconclusive	Negative	Positive	Percent positive	Total
CMC MERCY LABORATORY			1	100%	1
CHAMBREL AT PINECASTLE			1	100%	1
ROSLYN INTERNAL MEDICINE		1			1
SPORTS MEDICINE CLINIC - U OF WYOMING			1	100%	1
UNIVERSITY OF MIAMI - LENNAR CENTER			1	100%	1
AristaCare at Meadow Springs		1			1
CORAL SPRINGS RAPID ANTIGEN TESTING			1	100%	1
HUNTSVILLE HOSPITAL			1	100%	1
Fulton County Medical Center Long Term Care			1	100%	1
INTERNAL MEDICINE,SCOTTS VALLEY OFFICE, PALO ALTO MEDICAL FOUNDATION			1	100%	1
Life Care Center of Paradise Valley		1			1
PALOMAR MEDICAL CENTER			1	100%	1
St. Anthonys Nursing and Rehab			1	100%	1
OMNICARE PHARMACY OF TEXAS 1, LP		1			1
CVS OH3481POCT MARYSVILLE		1			1
CRESTHAVEN			1	100%	1
FAMILY MEDICAL CENTER OF HOLLYWOOD PA			1	100%	1
DUBLIN METHODIST HOSPITAL			1	100%	1
LAB TEST KENDALL LLC		1			1
ROCKLEDGE HEALTH & REHABILITATION CENTER			1	100%	1
Medilodge of Marshall		1			1
PACIFICA CARE PLLC			1	100%	1
LabCorp L#09258295 M#09258285			1	100%	1
TFH HOME HEALTH INC			1	100%	1
MOUNT SINAI HOSPITAL OF QUEENS			1	100%	1
PHYSICIANS IMMEDIATE CARE CHICAGO			1	100%	1
ADVANCE HEALTH AND WELLNESS SOLUTIONS			1	100%	1
MISSISSIPPI VALLEY REGIONAL BLOOD CENTER			1	100%	1
LIBERTY URGENT CARE			1	100%	1
GULF COUNTY HEALTH DEPARTMENT			1	100%	1
LOWCOUNTRY URGENT CARE			1	100%	1
Hillside Manor Rehabilitation and Extended Care Center		1			1
CLINICAL CARE, INC			1	100%	1
UF HEALTH EMERGENCY CENTER LABORATORY		1			1
Caldwell Care		1			1
park avenue extended care		1			1
HIGH DESERT COURT GROUP HOME			1	100%	1
GRANITE FALLS LTC, LLC		1			1
WALGREENS #5130			1	100%	1
CONTINENTAL HOME HEALTH CARE INC			1	100%	1
PRECISE PATHOLOGY ASSOCIATES PLLC			1	100%	1
Chateau Living Center			1	100%	1
EMPATH HOME HEALTH LLC			1	100%	1
Community Care Center of Heritage House, LLC			1	100%	1
Casa Real Center		1			1
MINUTE CLINIC DIAGNOSTIC MED GRP OF CA		1			1
WEST BOYNTON DIALYSIS			1	100%	1



# COVID-19: testing by laboratory

Data through May 16, 2021 verified as of May 17, 2021 at 09:25 AM

Data in this report are provisional and subject to change.

The numbers in the table below represent the number of Florida and non-Florida residents for whom test results were received by the Department of Health. A person can be tested by more than one laboratory and can have both positive and negative results. **Therefore, the sum of the numbers in each column will be larger than the total number of people tested.**

Reporting lab	Inconclusive	Negative	Positive	Percent positive	Total
MEMORIAL HEALTH UNIVERSITY MEDICAL		1			1
SPECTRUM LABORATORY			1	100%	1
CHILDREN'S AT CHAMBLEE BROOKHAVEN URGE		1			1
ABRAZO WEST CAMPUS			1	100%	1
IDAHO HEALTH DEPARTMENT			1	100%	1
PREMIUM HOME HEALTH CARE INC			1	100%	1
METHODIST HOSPITAL SOUTHLAKE			1	100%	1
Rehab Select of Talladega		1			1
SMA BEHAVIORAL HEALTH SERVICES INC		1			1
WELLINGTON PHYSICIANS URGENT CARE AT PALOMINO			1	100%	1
Oakview Manor Health and Rehab		1			1
NEXT LEVEL URGENT CARE (WOODLANDS)			1	100%	1
SENCARE MANAGEMENT		1			1
Premier Estates of Dublin, LLC		1			1
Greenhaven Health and Rehabilitation		1			1
CARING PROFESSIONAL HEALTH CARE LLC		1			1
MEDEXPRESS URGENT CARE - PINE BLUFF S		1			1
APACHE HEALTH CENTER			1	100%	1
SANFORD I-94 CLINIC		1			1
UTAH VALLEY HOSPITAL LABORATORY			1	100%	1
CATHOLIC MEDICAL CENTER			1	100%	1
NORTHEAST GEORGIA HEALTH SYSTEM			1	100%	1
INTERIM HEALTHCARE			1	100%	1
TRIHEALTH			1	100%	1
Valley View Health and Rehabilitation, LLC		1			1
TIMPANOGOS REGIONAL HOSPITAL			1	100%	1
CEPERO PEDIATRICS PA			1	100%	1
ST. MICHAEL'S ELITE HOSPITAL			1	100%	1
CULVER CITY URGENT CARE			1	100%	1
ERIE COUNTY EMERGENCY SERVICES DIV OF		1			1
FOUR FREEDOMS DIALYSIS			1	100%	1
CITYDOC URGENT CARE			1	100%	1
SHRIVERS PHARMACY AND WELLNESS CENTER			1	100%	1
LANTANA HC LAB			1	100%	1
FLORIDA FAMILY LABORATORY		1			1
Washington County Nursing H0me			1	100%	1
ALLEGANY COUNTY DEPARTMENT OF HEALTH		1			1
ST JOSEPHS CHILDRENS HOSPITAL PEDI TRANSPORT			1	100%	1
JFK MEDICAL CENTER			1	100%	1
OCALA RKC EAST HEMO #1			1	100%	1
STANDIFER PLACE		1			1
RIVERTON CBOC			1	100%	1
THE HOSPITALS OF PROVIDENCE EMERGENCY ROOM			1	100%	1
MEDEXPRESS NORTHSIDE			1	100%	1
GWINNETT MEDICAL CENTER			1	100%	1
SUN LABORATORY SERVICES,INC			1	100%	1
PSL JAX BEACH OPERATIONS LLC			1	100%	1

# COVID-19: testing by laboratory

Data through May 16, 2021 verified as of May 17, 2021 at 09:25 AM

Data in this report are provisional and subject to change.

The numbers in the table below represent the number of Florida and non-Florida residents for whom test results were received by the Department of Health. A person can be tested by more than one laboratory and can have both positive and negative results. **Therefore, the sum of the numbers in each column will be larger than the total number of people tested.**

Reporting lab	Inconclusive	Negative	Positive	Percent positive	Total
Mayfair Village Nursing Care Center		1			1
CVS KS8601POCT OVERLAND PARK			1	100%	1
MONROE HOSPITAL			1	100%	1
ARLINGTON ADULT RESIDENTIAL FACILITY, INC			1	100%	1
MEMORIAL HERMANN SOUTHWEST HOSPITAL			1	100%	1
NABI		1			1
HIDALGO FAMILY CLINIC			1	100%	1
Ranger Care Center			1	100%	1
GAMMA HEALTHCARE, INC		1			1
HEALTH FIRST MEDICAL GROUP LLC			1	100%	1
CARSON NURSING AND REHABILITATION CENTER		1			1
BEAUMONT REFERENCE LABORATORY			1	100%	1
BRETON REHABILITATION & LIVING CENTRE		1			1
MARYWOOD HEIGHTS		1			1
BAPTIST HEALTH PRIMARY CARE AT CUTLER BAY			1	100%	1
KENDALL PEDIATRICS PARTNERS LLC			1	100%	1
TRAVERSE CITY OPCO, LLC		1			1
EUROFINS VIRACOR			1	100%	1
ALBUQUERQUE INDIAN HEALTH CENTER		1			1
IVY CREEK FAMILY CARE OF TROY			1	100%	1
GADSDEN FAMILY PRACTICE		1			1
CAN COMMUNITY HEALTH NORTH MIAMI, FL		1			1
MOUNT SINAI CORAL GABLES			1	100%	1
T.J. HEALTH PAVILION			1	100%	1
URGENT CARE CENTER OF PORT ORANGE LLC			1	100%	1
Kroger 500 - The Little Clinic Speedway		1			1
UCSD MICROBIOLOGY LABORATORY			1	100%	1
DAVITA DIALYSIS-NORTH			1	100%	1
ANY LAB TEST NOW JACKSONVILLE		1			1
URGENTMED			1	100%	1
CARESPOT - OVIEDO			1	100%	1
SHANNON MEDICAL CENTER			1	100%	1
PEDIATRICS AND FAMILY CARE, LLC			1	100%	1
DR PHILLIPS CENTER FOR WELLNESS		1			1
Nemours Children's Clinic-Orla			1	100%	1
MD NOW MEDICAL CENTERS, INC			1	100%	1
SIGNATURE CARE MIDLAND			1	100%	1
ADAPTIVE BIOTECHNOLOGIES			1	100%	1
BRANKO D PEJIC MD FAMILY PRACTICE			1	100%	1
NEMOURS CHILDREN'S PRIMARY CARE			1	100%	1
Central Alabama Veterans HCS - East Campus		1			1
Baypoint Healthcare Center			1	100%	1
JOHN MANCHIN SR HEALTH CARE CENTER		1			1
PATIENT FIRST - HAMILTON		1			1
MARTIN MEM FAMILY CARE AT ST LUCIE W			1	100%	1
TRITENN LLC		1			1
Kroger 539 - The Little Clinic Memorial Blvd.		1			1

# COVID-19: testing by laboratory

Data through May 16, 2021 verified as of May 17, 2021 at 09:25 AM

Data in this report are provisional and subject to change.

The numbers in the table below represent the number of Florida and non-Florida residents for whom test results were received by the Department of Health. A person can be tested by more than one laboratory and can have both positive and negative results. **Therefore, the sum of the numbers in each column will be larger than the total number of people tested.**

Reporting lab	Inconclusive	Negative	Positive	Percent positive	Total
THE TOLEDO HOSPITAL			1	100%	1
MT ST RITA HEALTH CENTRE		1			1
CLASSEN URGENT CARE CLINIC			1	100%	1
INFANTS & CHILDREN PA			1	100%	1
NSPIRE HEALTHCARE PLANTATION			1	100%	1
CERMAK HEALTH SERVICES			1	100%	1
Maplewood of Cheshire County		1			1
HANCOCK REGIONAL HOSPITAL		1			1
ADVANCED RESEARCH AND DIAGNOSTIC LABORATORY UNIVERSITY OF MINNESOTA			1	100%	1
FOUNDATION LABORATORY			1	100%	1
SUMMERFIELD PAIN MANAGEMENT			1	100%	1
SUPREME MEDICAL GROUP PLLC			1	100%	1
HEALTH CARPENTER PLLC		1			1
WELLSTREET SANDY SPRINGS		1			1
MID-FLORIDA PATHOLOGY LLC		1			1
Shelbyville Manor		1			1
Manassas Health & Rehab			1	100%	1
Ravenwood Speciality Care		1			1
PROGENESIS INC			1	100%	1
PALMS WEST SURGICENTER		1			1
EVENTIDE LUTHERAN HOME		1			1
CLINTON DRUG STORE		1			1
COASTAL PEDIATRICS LLC			1	100%	1
CLINICAL LABORATORY DEPARTMENT			1	100%	1
ST MICHAEL'S ELITE MEDICAL HOSPITAL			1	100%	1
Indianspring of Oakley		1			1
ANDREWS			1	100%	1
KAISER PERMANENTE REGIONAL REFERENCE LABORATORY		1			1
EAST LANSING OPCO		1			1
VELOCITY URGENT CARE - CHIMNEY HILL			1	100%	1
Avantara Lake Norden		1			1
INTERIM HEALTHCARE OF PALM COAST			1	100%	1
1ST MED DOTHAN			1	100%	1
WMG URGENT CARE WOODSTOCK			1	100%	1
ARIZONA STATE LABORATORY			1	100%	1
DOCTORS MEMORIAL HOSP HOME HEALTH CARE		1			1
WALGREENS WAYNE			1	100%	1
Encompass Health Rehab Hosp Tinton Falls		1			1
Kroger - KRO03400316			1	100%	1
FAIRFIELD MEDICAL CENTER			1	100%	1
ELLCOTT CENTER FOR REHABILITATION AND		1			1
Northwest Metro VA OPC		1			1
ADVANCE FLORIDA CONSULTING			1	100%	1
KANA MEDICAL			1	100%	1
SANCHEZ CAZAU MEDICAL GROUP			1	100%	1
FLORIDA HEART AND VASCULAR MULTISPECIALTY GROUP PA			1	100%	1
Birmingham Nursing and Rehabilitation East LLC		1			1

# COVID-19: testing by laboratory

Data through May 16, 2021 verified as of May 17, 2021 at 09:25 AM

Data in this report are provisional and subject to change.

The numbers in the table below represent the number of Florida and non-Florida residents for whom test results were received by the Department of Health. A person can be tested by more than one laboratory and can have both positive and negative results. **Therefore, the sum of the numbers in each column will be larger than the total number of people tested.**

Reporting lab	Inconclusive	Negative	Positive	Percent positive	Total
CONSULATE HEALTH CARE OF VERO BEACH			1	100%	1
CAREHERE HUDSON BAY			1	100%	1
GATEWAY COMMUNITY SERVICES INC			1	100%	1
ARIZA WELLNESS CARE LLC			1	100%	1
SPRINGFIELD HOSPITAL			1	100%	1
PAUL C SCHWARTZ & MELVIN L WEIDMAN		1			1
SARASOTA MEMORIAL HEALTHCARE			1	100%	1
MEDIPLUS CLINIC, INC			1	100%	1
LAMARQUE DIALYSIS			1	100%	1
FIRST CARE HOME SERVICES INC			1	100%	1
FRITZINGERTOWN SENIOR LIVING		1			1
HSRE-ASL CASSELBERRY TRS, LLC			1	100%	1
Ashland Place Health and Rehabilitation, LLC		1			1
SECOND STREET GROUP HOME		1			1
Sunnybrook Rehabilitation Center			1	100%	1
WILMINGTON NURSING AND REHAB			1	100%	1
CHATSWORTH ASSISTED LIVING COMMUNITY AT PGA NATIONAL			1	100%	1
Hinesville VA Clinic		1			1
MRMC LAB MICRO			1	100%	1
ATHENS MEDICAL CENTER			1	100%	1
A.G. Rhodes		1			1
EXACCARE KINGSTON, LLC			1	100%	1
MEDEXPRESS URGENT CARE - LEOMINSTER		1			1
NIHCC			1	100%	1
NORWOOD HEALTH CENTER		1			1
Kroger 705 - The Little Clinic Richmond		1			1
DEVITA		1			1
CVS IL7142POCT LOCKPORT		1			1
ENCOMPASS HEALTH REHAB HOSP TOMS RIVER		1			1
TAYLOR COUNTY HEALTH DEPARTMENT			1	100%	1
WESTEX URGENT CARE, PLLC			1	100%	1
Miller Health Care Center			1	100%	1
ALL PRO ORTHOPEDICS & SPORTS MEDICINE, PA			1	100%	1
LIFESTREAM BEHAVIORAL CENTER INC			1	100%	1
AMERICA'S ER SITE 002 LLC			1	100%	1
SYNAPSE ANALYTICAL LABS		1			1
Heartland of Pittsburgh PA, LLC		1			1
COVID CLINIC, INC			1	100%	1
ROCHELLE PARK MEDICAL CENTER PA		1			1
Cerenity Senior Care-White Bear Lake		1			1
ST JOHNS MEDICAL CENTER		1			1
SUNSHINE URGENT CARE			1	100%	1
SUTTER HEALTH SACRAMENTO SIERRA REGION			1	100%	1
DOCTORS MEDICAL CENTER			1	100%	1
WELLINGTON WEST 100176			1	100%	1
HARDIN MEMORIAL HOSPITAL - HEARTLAND PATHOLOGY CONSULTANTS			1	100%	1
The Center at Centennial			1	100%	1

# COVID-19: testing by laboratory

Data through May 16, 2021 verified as of May 17, 2021 at 09:25 AM

Data in this report are provisional and subject to change.

The numbers in the table below represent the number of Florida and non-Florida residents for whom test results were received by the Department of Health. A person can be tested by more than one laboratory and can have both positive and negative results. **Therefore, the sum of the numbers in each column will be larger than the total number of people tested.**

Reporting lab	Inconclusive	Negative	Positive	Percent positive	Total
Traymore Nursing Center		1			1
COMPLEX LABS, LLC		1			1
AURORA CONSOLIDATED LABORATORY			1	100%	1
SUN CITY DIAGNOSTIC CENTER			1	100%	1
VCU HEALTH MEDICAL CENTER PATHOLOGY			1	100%	1
ANDERSON NURSING CENTER			1	100%	1
Waycross VA CBOC		1			1
CLEVELAND CLINIC OUTPATIENT LABORATORY			1	100%	1
UMC WEST CLINIC			1	100%	1
MIAMI-DADE COUNTY HEALTH DEPT.		1			1
Cornerstone at the Ranch		1			1
FREDERICK AVENUE GROUP HOME		1			1
PORT ORANGE DIALYSIS			1	100%	1
PHOEBE PRIMARY CARE CAMILLA			1	100%	1
TREASURE COAST MEDICAL CONCIERGE LLC			1	100%	1
MEDICAL ASSOCIATES OF THE SHOALS		1			1
CONNECTICUT CVS PHARMACY, LLC		1			1
ENT AND ALLERGY ASSOCIATES, LLP		1			1
ASSURANCE HEALTHCARE AND COUNSELING CENTER		1			1
VERITAS GENETICS, INC.			1	100%	1
EMERY MEDICAL CENTER			1	100%	1
Brown Nursing Home		1			1
SPECTRUM LUDINGTON			1	100%	1
ABBOTT VASCULAR OCCUPATIONAL HEALTH SE		1			1
HEALTHFORCE PARTNERS INC			1	100%	1
Le Roy Village Green		1			1
SMITH			1	100%	1
BORINQUEN HEALTH CENTER			1	100%	1
Lantern Park Specialty Care		1			1
OAKWOOD HOSPITAL - SOUTHSORE			1	100%	1
NEXTCARE SUN CITY			1	100%	1
ST JOHNS PEDIATRICS PA		1			1
PANCARE HEALTH - BRUCE			1	100%	1
PALM BEACH COUNTY SHERIFF OFFICE			1	100%	1
INNOVATIVE HEALTH DIAGNOSTIC OF CALIFORNIA			1	100%	1
Greenfield Health & Rehab Center		1			1
D'YOUVILLE SCHOOL OF PHARMACY		1			1
MYLAN-SOUTH POINT PA		1			1
DOCTORS HOSPITAL OF LAREDO			1	100%	1
Walgreens #12695			1	100%	1
FAMILY MEDICAL CLINIC KENDALL LLC			1	100%	1
REGIONAL MEDICAL CENTER			1	100%	1
LAS PALOMAS SENIOR LIVING		1			1
Kroger 006 - The Little Clinic Uintah Gardens		1			1
UNIVERSITY PLACE NURSING CENTER		1			1
JACKSON MADISON CO. GEN. HOSPITAL			1	100%	1
HUNEYCUTT FAMILY PRACTICE			1	100%	1

# COVID-19: testing by laboratory

Data through May 16, 2021 verified as of May 17, 2021 at 09:25 AM

Data in this report are provisional and subject to change.

The numbers in the table below represent the number of Florida and non-Florida residents for whom test results were received by the Department of Health. A person can be tested by more than one laboratory and can have both positive and negative results. **Therefore, the sum of the numbers in each column will be larger than the total number of people tested.**

Reporting lab	Inconclusive	Negative	Positive	Percent positive	Total
SURGERY CENTER, THE			1	100%	1
WESTOX LABS		1			1
FLORIDA HOME HEALTH			1	100%	1
MORGAN MEDICAL CENTER		1			1
HEALTHPLUS			1	100%	1
BEAUMONT HOSPITAL			1	100%	1
SOUTH FLORIDA EVALUATION AND TREATMENT		1			1
VA Boston HCS-Brockton Division		1			1
Arch Plaza Nursing and Rehabilitation Center			1	100%	1
Plaza Healthcare			1	100%	1
ASHLEY CLINICAL DIAGNOSTIC LABORATORY			1	100%	1
RADIANCE HEALTH RX		1			1
MEDEXPRESS URGENT CARE - JACKSON		1			1
FLORIDA DIGESTIVE AND LIVER SPECIALISTS			1	100%	1
ATMORE COMMUNITY HOSPITAL			1	100%	1
ER NEAR ME HULEN		1			1
POUDRE VALLEY HOSPITAL			1	100%	1
BMRHC HARRISON		1			1
QUALITY LAB			1	100%	1
HOLMES FAMILY PRACTICE PA			1	100%	1
VISTA LAKE ASSISTED LIVING			1	100%	1
ADVANCED MEDICAL LABORATORIES (AML)			1	100%	1
CAPITAL HEALTH PLAN - GOVERNORS SQUARE			1	100%	1
Kroger 390 - The Little Clinic North College Hill		1			1
ORCHID TERRACE		1			1
Brownwood Nusing & Rehabilitation		1			1
JAX FAMILY CARE		1			1
Trenton Health and Rehabilitation		1			1
MEDEXPRESS URGENT CARE-HAVERHILL		1			1
SOUTHERN FAMILY HEALTH			1	100%	1
ANDERSON FAMILY MEDICINE			1	100%	1
HIGHLAND LABORATORY			1	100%	1
REGIONAL MED CTR BAYONET POINT			1	100%	1
METROPOLITAN			1	100%	1
MANORCARE HEALTH SERVICES BOCA RATON			1	100%	1
SOUTH SEMINOLE HOSPITAL POCT			1	100%	1
BLUFFTON HEALTH CENTER			1	100%	1
BAPTIST ASI			1	100%	1
ST. LUKE'S HOSPITAL			1	100%	1
The Jordan Center		1			1
OCALA REGIONAL DIALYSIS- NORTH			1	100%	1
Brakeley Park Center		1			1
AMERICAN DRUG TESTING LAB LLC			1	100%	1
LABORATORIO MEDICO CENTRAL CONDOMINO MD			1	100%	1
FAMILY & INTERNAL MEDICINE CENTER		1			1
MANCHESTER COMMONS		1			1
AML DIAGNOSTICS- ADV TESTING IN METABOLIC MEDICINE			1	100%	1

# COVID-19: testing by laboratory

Data through May 16, 2021 verified as of May 17, 2021 at 09:25 AM

Data in this report are provisional and subject to change.

The numbers in the table below represent the number of Florida and non-Florida residents for whom test results were received by the Department of Health. A person can be tested by more than one laboratory and can have both positive and negative results. **Therefore, the sum of the numbers in each column will be larger than the total number of people tested.**

Reporting lab	Inconclusive	Negative	Positive	Percent positive	Total
SC-GA2018 MCCORMICK REHAB & HEALTHCARE		1			1
NEW VISION MEDICAL LABORATORIES			1	100%	1
SLIDELL MEMORIAL HOSPITAL			1	100%	1
DISCOVERY GENOMICS		1			1
CHRISTUS GOOD SHEPHERD MEDICAL CENTER			1	100%	1
SANTA MONICA FERTILITY			1	100%	1
Integrity Healthcare of Carbondale			1	100%	1
CENTENNIAL HILLS HOSPITAL MEDICAL CENTER LABORATORY			1	100%	1
MADISON AT OVIEDO			1	100%	1
CAREWELL URGENT CARE FITCHBURG			1	100%	1
CDR MAGUIRE - STUART MISSION			1	100%	1
DEPARTMENT OF HEALTH SERVICES			1	100%	1
BHS PHYSICIAN NETWORK			1	100%	1
JAMES A HENRY MD LLC			1	100%	1
PRINCIPLE DIAGNOSTICS LLC			1	100%	1
NEW ERA COMMUNITY HEALTH CENTER LLC		1			1
Indian Oaks Living Center		1			1
BRIDGEWATER PARK ASSISTED LIVING LLC			1	100%	1
LRHS Pablo Urgent Care		1			1
LINCOLN COUNTY MEDICAL CENTER		1			1
MEDPOST URGENT CARE - CIBOLO			1	100%	1
RAAZI CLINICAL LABORATORY LLC			1	100%	1
LEGACY AT HIGHWOODS PRESERVE		1			1
WELLSTAR STUDENT SERVICES-MARIETTA CLI		1			1
WYOMING OPCO, LLC DBA MEDILODGE OF WYO		1			1
BRONSON METHODIST HOSPITAL			1	100%	1
PINEVILLE PHARMACY			1	100%	1
SCRIPPS MERCY HOSPITAL			1	100%	1
CRUSADER COMMUNITY HEALTH			1	100%	1
DYNACARE NORTHWEST INC			1	100%	1
FLORIDA ORTHOPAEDIC INSTITUTE SURGERY		1			1
Willowbrooke Court at Normandy Farms Estates		1			1
ELMCROFT OF TIMBERLIN PARC			1	100%	1
EXPRESS WALK IN MEDICAL CENTER			1	100%	1
REDSTONE REHABILITATION & NURSING CENT		1			1
GARDEN VIEW CARE CENTER		1			1
CARE CONNECTIONS AT HOME LLC			1	100%	1
THE BRENNITY AT TRADITION			1	100%	1
SHADY GROVE ADVENTIST HOSPITAL			1	100%	1
SOUTHEAST MISSOURI HOSPITAL		1			1
CVS / PHARMACY #10794			1	100%	1
ALDEN PHARMACY		1			1
KINGWOOD EMERGENCY CENTER			1	100%	1
ORANGE PEDIATRICS PA			1	100%	1
SALTZER URGENT CARE			1	100%	1
CVS M08564POCT INDEPENDENCE		1			1
C V S / PHARMACY #4396		1			1

# COVID-19: testing by laboratory

Data through May 16, 2021 verified as of May 17, 2021 at 09:25 AM

Data in this report are provisional and subject to change.

The numbers in the table below represent the number of Florida and non-Florida residents for whom test results were received by the Department of Health. A person can be tested by more than one laboratory and can have both positive and negative results. **Therefore, the sum of the numbers in each column will be larger than the total number of people tested.**

Reporting lab	Inconclusive	Negative	Positive	Percent positive	Total
MCLEOD MEMORIAL HOSPITAL CLARENDON			1	100%	1
BOCA CIEGA CENTER			1	100%	1
MAYO CLINIC OUTPATIENT DIALYSIS CENTER			1	100%	1
SYCAMORE MEDICAL CENTER-KETTERING HEALTH NETWORK			1	100%	1
OAK HAVEN REHAB AND NURSING CENTER			1	100%	1
RICHMOND MEDICAL CENTER FOR WOMEN		1			1
COMMUNITY MEMORIAL HOSPITAL		1			1
LAKE WALES DIALYSIS CENTER			1	100%	1
BROCK HUGHES MEDICAL CENTER			1	100%	1
MEDTOWN PHARMACY			1	100%	1
BAPTIST HEALTH SURGERY CENTER			1	100%	1
BLOOMINGDALE MEDICAL ASSOC			1	100%	1
ICARE		1			1
BROOKSVILLE REGIONAL HOSP PATIENT CARE SERVICES			1	100%	1
UMASS MEMORIAL/MARLBORO HOSPITAL			1	100%	1
CONCIERGE IV NUTRITION			1	100%	1
Ideal Senior Living Center		1			1
IZ MEDICAL		1			1
PHOENIX MEDICAL CLINIC			1	100%	1
ORAL & FACIAL SURGERY			1	100%	1
MEMORIAL MEDICAL CENTER			1	100%	1
THE MEDICAL CENTER AT BOWLING GREEN			1	100%	1
PEDIATRIC SPECIALTY CLINIC COLLIER			1	100%	1
WW Chem Auto SS			1	100%	1
UNIVERSITY OF IOWA HOSPITALS & CLINICS			1	100%	1
CARENOW URGENT CARE - SPRING			1	100%	1
MEDICAL CENTER OF TRINITY - MOB		1			1
ODESSA MEMORIAL HOSPITAL			1	100%	1
Crowne Place Assisted Living		1			1
SUNCOAST BEHAVIORAL HEALTH CENTER			1	100%	1
SANFORD HOME		1			1
M.D. ANDERSON CANCER CENTER			1	100%	1
TARRANT MEDICAL ASSOCIATES			1	100%	1
BROOKS REHAB			1	100%	1
NORTH COUNTY MEDICAL LAB			1	100%	1
ASSOCIATESMD			1	100%	1
PHYSICIANS LAB INC			1	100%	1
KIDZ FAMILY CARE			1	100%	1
DEL PRADO MEDICAL CENTER, INC		1			1
WINDROSE HEALTH NETWORK			1	100%	1
WYOMING COUNTY DEPARTMENT OF HEALTH		1			1
DOCTORS CARE - GREER		1			1
OCEANVIEW NURSING AND REHABILITAION CENTER			1	100%	1
Heritage Health of Peru			1	100%	1
SPINE & PAIN CONSULTANT PLLC		1			1
Sanctuary Pointe Nursing & Rehab		1			1
EVERLYWELL DIAGNOSTICS			1	100%	1



# COVID-19: testing by laboratory

Data through May 16, 2021 verified as of May 17, 2021 at 09:25 AM

Data in this report are provisional and subject to change.

The numbers in the table below represent the number of Florida and non-Florida residents for whom test results were received by the Department of Health. A person can be tested by more than one laboratory and can have both positive and negative results. **Therefore, the sum of the numbers in each column will be larger than the total number of people tested.**

Reporting lab	Inconclusive	Negative	Positive	Percent positive	Total
EMERSON HOSPITAL LABORATORY			1	100%	1
LiveWell		1			1
NORTH BROWARD MEDICAL CENTER			1	100%	1
ADVANCED INDIVIDUALIZED MEDICINE OF NAPLES			1	100%	1
MISSION HOSPITAL			1	100%	1
NORTHERN KENTUCKY HEALTH DEPARTMENT			1	100%	1
Peninsula Nursing and Rehabilitation Center		1			1
ANCHOR DIRECT PRIMARY CARE LLC		1			1
AUBURNDALE DOCTOR TODAY			1	100%	1
MERITER LABORATORIES			1	100%	1
MEMORIAL HOSPITAL MIRAMAR WAIVED TESTING			1	100%	1
MEDICAL CENTER			1	100%	1
RANDOLPH-MACON COLLEGE			1	100%	1
WINTER GARDEN CHILDREN'S HEALTH CENTERS			1	100%	1
GATEWAY HEALTHCARE, PC			1	100%	1
CENTRAL FLA PEDIATRIC URGENT CARE LLC		1			1
KROGER 915 - THE LITTLE CLINIC ANDERSON			1	100%	1
Triboro Center		1			1
COLLIER BLVD HMA PHYSICIANS MANAGEMENT LLC			1	100%	1
PALMETTO LANDING			1	100%	1
MEMORIAL HERMANN MEDICAL GROUP-ATASCOCITA PEDS			1	100%	1
LAURELS OF NORWORTH		1			1
HAYS CLINICAL LAB			1	100%	1
Kroger 419 - The Little Clinic Farmington/Exeter		1			1
Wayne County Nursing Home		1			1
AFTER HOURS CARE OF AMERICUS INCORPORA			1	100%	1
STEWART MEDICAL GROUP INC			1	100%	1
Wexner Heritage House			1	100%	1
BIOMAT USA INC			1	100%	1
LIFELINK FOUNDATION INC D/B/A			1	100%	1
SANDPIPER CLUSTER		1			1
AMALIA'S COMMUNITY CLINIC, CORP			1	100%	1
PUBLIX PHARMACY # 1236			1	100%	1
ROCK RAPIDS HEALTH CENTRE		1			1
MEMORIAL HOSPITAL - BELLEVILLE			1	100%	1
Arlington Health and Rehabilitation		1			1
CareATC - Columbia College #58		1			1
Kroger 838 - The Little Clinic Fairborn		1			1
LOUNDY		1			1
SYNERGENE LABORATORY			1	100%	1
US PUBLIC HEALTH SERVICE HOSPITAL			1	100%	1
TCPA CLINICAL LABORATORIES			1	100%	1
NORTHSIDE FAMILY MEDICINE AND URGENT CARE (MIDTOWN)		1			1
CVS MA6466POCT SWANSEA		1			1
AUGUSTA HEALTH SD			1	100%	1
SOMA MEDICAL CENTER PA #2			1	100%	1
The Evangelical Lutheran Good Samaritan Society Prescott Village		1			1

# COVID-19: testing by laboratory

Data through May 16, 2021 verified as of May 17, 2021 at 09:25 AM

Data in this report are provisional and subject to change.

The numbers in the table below represent the number of Florida and non-Florida residents for whom test results were received by the Department of Health. A person can be tested by more than one laboratory and can have both positive and negative results. **Therefore, the sum of the numbers in each column will be larger than the total number of people tested.**

Reporting lab	Inconclusive	Negative	Positive	Percent positive	Total
MISSOURI DEPT. OF HEALTH			1	100%	1
BSA PHYSICIANS GROUP, INC D/B/A BSA FAMILY MEDICAL			1	100%	1
AURORA HEALTH CARE METRO INC			1	100%	1
UT HEALTH RIO GRANDE VALLEY PRIMARY CARE AT			1	100%	1
ABINGTON MEMORIAL HOSPITAL			1	100%	1
Kroger 970 - The Little Clinic Westfield			1	100%	1
WELLMED AT LONGWOOD			1	100%	1
Walgreens #12271		1			1
ELDERWOOD AT WAVERLY		1			1
Kingston Care Center of Fort Wayne		1			1
LANCASHIRE HALL NURSING AND REHABILITATION CENTER		1			1
Glen Haven Health and Rehabilitation LLC		1			1
JOSHUA E CHESIR MD		1			1
CARY CLINIC			1	100%	1
VISITING PHYSICIAN SERVICES, LLC			1	100%	1
VERIFY LABS			1	100%	1
EAST FL CORE LAB			1	100%	1
ACCESS HEALTH CARE PHYSICIANS, LLC		1			1
ADAMS COUNTY HEALTH DEPARTMENT			1	100%	1
NORTH RIVER FAMILY HEALTH CENTER			1	100%	1
PREMIER FAMILY AND SPORTS MEDICINE LLC			1	100%	1
SENTARA AMBULATORY CARE CLINIC			1	100%	1
Medilodge of Mt. Pleasant		1			1
NFRC CLINICAL LAB			1	100%	1
JACKSBORO URGENT CARE			1	100%	1
BAYLOR SCOTT AND WHITE MEDICAL CENTER -CENTENTENNIAL			1	100%	1
HENRY FORD HOSPITAL			1	100%	1
URGENT CARE OF KANSAS CITY			1	100%	1
Sharon Care Center			1	100%	1
LP ELIZABETHTON		1			1
1ST CALL PRIMARY CARE LLC			1	100%	1
YOUR HEALTH PEDIATRICS			1	100%	1
PEDIATRIC PARTNERS			1	100%	1
GIBSON AREA PRIMARY CARE			1	100%	1
GRAND LIVING			1	100%	1
COUPEVILLE SCHOOL DISTRICT #204		1			1
Diversicare of Smyrna		1			1
ANDERSON REGIONAL MEDICAL CENTER			1	100%	1
KID CARE PEDIATRICS PA			1	100%	1
APEX HOME HEALTHCARE			1	100%	1
UC SAN DIEGO CENTER FOR ADVANCED LABORATORY MEDICINE			1	100%	1
MAIN LAB			1	100%	1
PREMIER HEALTH CARE INC			1	100%	1
MCG HOSPITALS AND CLINICS			1	100%	1
DIXIE COUNTY JAIL			1	100%	1
GOOD SHEPHERD HEALTH SYSTEM			1	100%	1
BENEWAH COMMUNITY HOSPITAL		1			1

# COVID-19: testing by laboratory

Data through May 16, 2021 verified as of May 17, 2021 at 09:25 AM

Data in this report are provisional and subject to change.

The numbers in the table below represent the number of Florida and non-Florida residents for whom test results were received by the Department of Health. A person can be tested by more than one laboratory and can have both positive and negative results. **Therefore, the sum of the numbers in each column will be larger than the total number of people tested.**

Reporting lab	Inconclusive	Negative	Positive	Percent positive	Total
CVS SC7012POCT BALLENTINE			1	100%	1
LABWORKS LLC			1	100%	1
Kroger 923 - The Little Clinic Centerville		1			1
LSU MEDICAL CENTER			1	100%	1
PREMISEHEALTH		1			1
UNIVERSITY OF SOUTH FLORIDA			1	100%	1
THE READING HOSPITAL AND MEDICAL CENTER			1	100%	1
BAYMEADOWS PEDIATRIC CARE		1			1
ASUNCION HOME HEALTH CARE CORP			1	100%	1
Kroger 629 - The Little Clinic Cartersville, GA Hwy 41		1			1
PASTEUR MEDICAL CENTER LLC		1			1
Piedmont Crossing		1			1
MT SINA1 HOSPICE			1	100%	1
WOOD COUNTY HEALTH DEPARTMENT			1	100%	1
SWEDISH EDMONDS LABORATORY			1	100%	1
PEDIATRIC ASSOCIATES OF ORLANDO			1	100%	1
HOLYCROSS URGENT CARE AND IMAGING CENTER		1			1
CAROLINAS MEDICAL CENTER			1	100%	1
SWIFTCARE URGENT CARE, PLLC			1	100%	1
Kroger 531 - The Little Clinic Waterville		1			1
BROWNSVILLE ADULT AND PEDIATRIC CLINIC			1	100%	1
CROWNPOINT HEALTHCARE FACILITY		1			1
BLESSINGS MEDICAL CLINIC, THE			1	100%	1
MOUNTAINVIEW URGENT CARE VALLEY		1			1
LAURELS OF ATHENS, THE		1			1
LADY OF THE SEA HOSPITAL LAB			1	100%	1
BETHESDA HEALTH PHYSICIANS GROUP		1			1
PARKVIEW OUTREACH COMMUNITY CENTER			1	100%	1
KID FIXERS		1			1
Lutheran Community at Telford		1			1
LCMC LAB SUBSECTION		1			1
CATHEDRAL GERONTOLOGY CENTER DBA CATHEDRAL CARES			1	100%	1
COLER REHABILITATION AND NURSING CARE		1			1
PEDIATRIC URGENT CARE CENTR OF FORT WORTH-LA GRAN			1	100%	1
INTERMOUNTAIN CANYONS CLINIC			1	100%	1
HEALTH ALLIANCE			1	100%	1
Elmbrook Home		1			1
HEBER VALLEY HOSPITAL			1	100%	1
HEART 2 HEART FAMILY PRACTICE			1	100%	1
FLORIDA CLINICAL RESEARCH CENTER, LLC			1	100%	1
STEPHENS COUNTY HOSPITAL			1	100%	1
DAYTONA BEACH DIALYSIS			1	100%	1
CROZER-CHESTER MEDICAL CENTER			1	100%	1
UW MEDICINE CHU LAB			1	100%	1
TERRELL URGENT CARE			1	100%	1
URGENT CARE NORTHWEST		1			1
ASSISTED LIVING AT TREZEVANT		1			1

# COVID-19: testing by laboratory

Data through May 16, 2021 verified as of May 17, 2021 at 09:25 AM

Data in this report are provisional and subject to change.

The numbers in the table below represent the number of Florida and non-Florida residents for whom test results were received by the Department of Health. A person can be tested by more than one laboratory and can have both positive and negative results. **Therefore, the sum of the numbers in each column will be larger than the total number of people tested.**

Reporting lab	Inconclusive	Negative	Positive	Percent positive	Total
INTEGRITY SPINE AND ORTHOPEDICS LLC			1	100%	1
FAMILY MEDICAL CENTRE			1	100%	1
ELKHART GENERAL HOSPITAL			1	100%	1
NORTHWEST TEXAS HEALTHCARE SYSTEM,INC			1	100%	1
NONA MEDICAL ARTS		1			1
BISHOP KEARNEY		1			1
AVANTARA REDFIELD		1			1
CONCENTRA - TAMPA EAST		1			1
NATION'S BEST CARE HOME HEALTH			1	100%	1
MGH DEPARTMENT OF PATHOLOGY			1	100%	1
MEMORIALCARE LONG BEACH MEDICAL CENTER			1	100%	1
SUNCOAST FAMILY MEDICAL ASSOCIATES			1	100%	1
CONCENTRA - LEESBURG		1			1
TITAN GENOMICS, LLC			1	100%	1
CRYSTAL RIVER FIRE DEPARTMENT			1	100%	1
Life Care Center of Auburn		1			1
YOUR GOOD HEALTH MEDICAL GROUP PA			1	100%	1
WEST FLORIDA MEDICAL ASSOCIATES PA			1	100%	1
Kroger 126 - The Little Clinic Cottonwood		1			1
PINNACLE DIALYSIS		1			1
STAYING HEALTHY MEDICAL SERVICES			1	100%	1
BAPTIST MEDICAL PLAZA AT MIAMI LAKES DIAGNOSTICS			1	100%	1
Dugan Memorial Home		1			1
SGMC- SMITH NORTHVIEW CAMPUS			1	100%	1
QUALITY CLINICAL LAB LLC			1	100%	1
MEDEX CLINIC LLC			1	100%	1
PULMONARY, CRITICAL CARE AND SLEEP DISORDERS INSTITUTE OF SOUTH FLORID			1	100%	1
Hillandale Health Care		1			1
FAYETTE MEDICAL CENTER LAB		1			1
Kingston of Ashland		1			1
PATEL MINESH		1			1
Advanced Health Care of St. George		1			1
ADVENTHEALTH DURAND			1	100%	1
WALGREENS #12624		1			1
VillageCare Rehabilitation and Nursing Center		1			1
SOLDIERS' HOME OF HOLYOKE		1			1
MARTINSVILLE HEALTH AND REHAB			1	100%	1
INTERMOUNTAIN HEALTHCARE LABORATORY SERVICES			1	100%	1
ManorCare Health Services/ York South		1			1
Christian Park Village		1			1
Kroger 97 - The Little Clinic Hutchinson		1			1
ASCARATE DIALYSIS			1	100%	1
North Campus Annex			1	100%	1
HEALTH DIV OAK RIDGE NATL LABORATORY		1			1
COMMUNITY URGENT CARE PC			1	100%	1
UC TAMIAMI			1	100%	1
SAMSON MEDICAL CLINIC			1	100%	1

# COVID-19: testing by laboratory

Data through May 16, 2021 verified as of May 17, 2021 at 09:25 AM

Data in this report are provisional and subject to change.

The numbers in the table below represent the number of Florida and non-Florida residents for whom test results were received by the Department of Health. A person can be tested by more than one laboratory and can have both positive and negative results. **Therefore, the sum of the numbers in each column will be larger than the total number of people tested.**

Reporting lab	Inconclusive	Negative	Positive	Percent positive	Total
LAKE MARY OPTUM FLORIDA			1	100%	1
TRUECARE24			1	100%	1
NORTHWEST FLORIDA SPECIALTY PHYSICIANS LLC		1			1
LOUIS STOKES CLEVELAND VA MEDICAL CENTER			1	100%	1
OCCUPATIONAL HEALTH CENTER		1			1
CVS NE8626POCT LINCOLN		1			1
Kroger 670 - The Little Clinic Dawson Forest Rd & Hwy 19		1			1
SOUTHWEST ORLANDO FAMILY MEDICINE, PL			1	100%	1
MIDWEST COVENANT HOME, INC		1			1
Kroger 541 - The Little Clinic Long Hollow Pike		1			1
NORTHSIDE FAMILY MEDICINE		1			1
Brattleboro Crossings LLC dba Pine Heights at Brattleboro		1			1
MED FIRST IMMEDIATE CARE AND FAMILY PRACTICE			1	100%	1
VIRGINIA CVS PHARMACY, LLC DBA CVS/PHARMACY #1884		1			1
SUMMIT HEALTHCARE REGIONAL MEDICAL		1			1
CLEVELAND CLINIC OHIO LABORATORIES			1	100%	1
JOHNSON & JOHNSON VISION CARE-VISTAKON			1	100%	1
XPRESCHECK IAD (DULLES)			1	100%	1
OAKVIEW INC		1			1
Walgreens #9620		1			1
Kroger 433 - The Little Clinic Atoka		1			1
PROVIDENCE ST PETER HOSPITAL		1			1
Hearthstone Nursing and Rehabilitation Center		1			1
KATHY L ANDERSON DO PA			1	100%	1
AMERITECH COLLEGE OF HEALTHCARE			1	100%	1
MORGAN STANELY HEALTH CENTER		1			1
SOUTHERN NEVADA HEALTH DISTRICT LABORATORY SYSTEM			1	100%	1
WALGREEN#12147		1			1
CONNECTICUT CVS PHARMACY, LLC		1			1
Jewish Senior Services		1			1
WELLMED AT BAY AREA		1			1
Kroger 367 - The Little Clinic Walton		1			1
Kroger 397 - The Little Clinic Frankfort East		1			1
MEDICAL ASSOCIATES OF PINELLAS - LAB			1	100%	1
Bethel Lutheran Nursing & Rehabilitation Center		1			1
Walgreens #19461		1			1
LIMA MEMORIAL HOSPITAL			1	100%	1
REFERENCE LABORATORY			1	100%	1
CONCENTRA - OCALA		1			1
Memorial Health Care Center			1	100%	1
NEXTCARE NOGALES			1	100%	1
ADVENT HEALTH MEDICAL GROUP AT PINELLAS PARK			1	100%	1
FLORIDA HEALTH CARE MEDICAL GROUP		1			1
HORIZON MEDICAL CENTER			1	100%	1
ORLANDO PHYSICIAN NETWORK		1			1
HOUSTON MEDICAL CENTER LABORATORY			1	100%	1
WESLEY LONG HOSPITAL			1	100%	1

# COVID-19: testing by laboratory

Data through May 16, 2021 verified as of May 17, 2021 at 09:25 AM

Data in this report are provisional and subject to change.

The numbers in the table below represent the number of Florida and non-Florida residents for whom test results were received by the Department of Health. A person can be tested by more than one laboratory and can have both positive and negative results. **Therefore, the sum of the numbers in each column will be larger than the total number of people tested.**

Reporting lab	Inconclusive	Negative	Positive	Percent positive	Total
SANITAS RESEARCH LLC			1	100%	1
HOLLAND COMMUNITY HOSPITAL		1			1
Dupage Care Center			1	100%	1
ADVANCED BIOMEDICAL INC			1	100%	1
MONMOUTH MEDICAL CENTER		1			1
CVS IN6536POCT KOKOMO		1			1
WVU MEDICINE AT SUNCREST TOWNE CENTRE			1	100%	1
DIRECT PRIMARY CARE OF BURLESON			1	100%	1
CHATEAU TERREBONNE HEALTH CARE		1			1
REEVES COUNTY HOSPITAL DISTRICT			1	100%	1
TRADITIONAL MEDICINE CENTER			1	100%	1
SUMMIT COUNTY PUBLIC HEALTH DEPARTMENT			1	100%	1
Pontotoc Health and Rehab		1			1
ORANGETOWN PEDIATRICS ASSOCIATES		1			1
Encompass Health Littleton		1			1
Terrace Glen Village		1			1
AUTUMN CARE OF STATESVILLE, LLC		1			1
Manor Care Health Care Services - Williamsport North		1			1
Tremont Health & Rehabilitation Center		1			1
CARE ATC INC			1	100%	1
CARESPOT - OCOEE			1	100%	1
sunrise terrace nursing and rehab center		1			1
ST MARY MEDICAL CENTER			1	100%	1
FLORIDA DEPARTMENT OF HEALTH IN BROWARD COUNTY		1			1
BIOLOGIK NP		1			1
UNIVERSITY OF MIAMI SCHOOL OF MEDICINE			1	100%	1
NEVADA RURAL HOUSING AUTHORITY			1	100%	1
PATIENT FIRST - FAIRFAX			1	100%	1
BOULDER COMMUNITY HOSPITAL			1	100%	1
BAYCARE OUTREACH LAB AT NEW TAMPA			1	100%	1
CARESOUTH HHA HOLDINGS OF THE TREASURE COAST LLC			1	100%	1
BAPTIST HEALTH EXPRESS CARE			1	100%	1
WESTCOAST FAMILY PRACTICE		1			1
2504-HOMEWOOD		1			1
NEW HORIZON PRIMARY CARE LLC			1	100%	1
SACRED HEART MEDICAL CENTER			1	100%	1
INTEGRIS SEMINOLE EMERGENCY DEPT			1	100%	1
The Pines at Poughkeepsie Center for Nursing and Rehabilitation		1			1
VASNHS-Northeast PC Clinic		1			1
CENTRAL FLORIDA ADULT MEDICINE		1			1
WELLSTREET BUCKHEAD NORTH		1			1
WALGREENS #12322		1			1
TREASURE COAST COMMUNITY HEALTH INC			1	100%	1
ADVENTHEALTH MEDICAL GROUP SENIOR HEALTH AT			1	100%	1
ABBOTT LABORATORIES - OCCUPATIONAL HEALTH SERVICES			1	100%	1
HILLSBORO MEDICAL CENTER MAIN LABORATORY		1			1
UNIVERSITY HOSPITAL			1	100%	1

# COVID-19: testing by laboratory

Data through May 16, 2021 verified as of May 17, 2021 at 09:25 AM

Data in this report are provisional and subject to change.

The numbers in the table below represent the number of Florida and non-Florida residents for whom test results were received by the Department of Health. A person can be tested by more than one laboratory and can have both positive and negative results. **Therefore, the sum of the numbers in each column will be larger than the total number of people tested.**

Reporting lab	Inconclusive	Negative	Positive	Percent positive	Total
DIAGNOSTIC GROUP INTEGRATED HEALTHCARE			1	100%	1
SUMMIT URGENT CARE EAST POINT		1			1
BELMONT VILLAGE AT JOHNS CREEK		1			1
ALLIED PHYSICIANS GROUP		1			1
INNOVATIVE CARE PARTNERS PLLC			1	100%	1
USC VERDUGO HILLS HOSPITAL			1	100%	1
PUBLIX PHARMACY #1488		1			1
Lopatcong Center		1			1
Trucare Living Centers - Columbus		1			1
Kroger 368 - The Little Clinic Frankfort West		1			1
Senior Rehab & Recovery Center at Limestone Health Facility		1			1
MDS PHARMA SERVICES		1			1
PANCARE HEALTH - NORTHSIDE ELEMENTARY			1	100%	1
AFTER HOURS CLINIC			1	100%	1
SEASONS HOSPICE AND PALLIATIVE CARE OF			1	100%	1
St. Ann Rehabilitation and Nursing Center		1			1
AdventHealth Care Center Zephyrhills North			1	100%	1
MCALLEN MEDICAL CENTER			1	100%	1
SANTA CLARA VALLEY MEDICAL CENTER			1	100%	1
USA Healthcare LTC, LLC - Folsom Center for Rehabilitation & Healthca		1			1
ANSWERS RESOURCE FACILITY		1			1
TUNIS STREET GROUP HOME		1			1
Sarah A. Todd Memorial Home		1			1
LIFECARE MEDICAL CENTER			1	100%	1
PANCARE HEALTH - CARR ELEM & MIDDLE SCHOOL			1	100%	1
MCCORMICK AMBULANCE		1			1
MARION GENERAL HOSPITAL			1	100%	1
ELEMENTS PHARMACY			1	100%	1
BEACHSIDE DETOX		1			1
MARY WASHINGTON HOSPITAL HOME HEALTH AGENCY	1				1
SUMMERLIN MEDICAL CENTRE			1	100%	1
PROVIDENCE ST. PATRICK HOSPITAL			1	100%	1
Kroger 717 - The Little Clinic Dolphin Drive			1	100%	1
MARTIN ARMY COMMUNITY HOSPITAL			1	100%	1
WILLOWBROOKE COURT AT MATTHEWS GLEN		1			1
PRIORITY CARE LLC			1	100%	1
KETAMINE HEALTH CENTERS OF WEST PALM BEACH LLC		1			1
MALUHIA		1			1
Victory Health and Rehabilitation			1	100%	1
CSI LABORATORIES FLORIDA			1	100%	1
WELLSTREET BETHANY BEND		1			1
ANMED HEALTH MEDICAL CENTER			1	100%	1
Eddy Memorial Geriatric Center		1			1
Ramsey Village		1			1
Salem Hills Rehabilitation and Nursing Center		1			1
MEDCOR, INC			1	100%	1
HARBOR OAKS GOLDEN YEARS			1	100%	1

# COVID-19: testing by laboratory

Data through May 16, 2021 verified as of May 17, 2021 at 09:25 AM

Data in this report are provisional and subject to change.

The numbers in the table below represent the number of Florida and non-Florida residents for whom test results were received by the Department of Health. A person can be tested by more than one laboratory and can have both positive and negative results. **Therefore, the sum of the numbers in each column will be larger than the total number of people tested.**

Reporting lab	Inconclusive	Negative	Positive	Percent positive	Total
JMJ FAMILY PRACTICE			1	100%	1
SPECIALTY MOLECULAR - DENVER			1	100%	1
CLINICAL PATHOLOGY LABORATORIES SOUTHEAST INC			1	100%	1
FAMILY MEDICINE AT CELEBRATION		1			1
Signature Healthcare of Georgetown		1			1
PARK AVENUE PEDIATRICS PC		1			1
PRIMARY CARE SERVICES AT WESTMINSTER V		1			1
BL DIAGNOSTICS LLC			1	100%	1
ACCESS TOTAL CARE			1	100%	1
WORKCARE, INC GLOBALFOUNDRIES			1	100%	1
ENCOMPASS HEALTH REHAB HOSP NEW ENGLAND		1			1
MARTIN MEMORIAL MEDICENTER			1	100%	1
HONEY BROOK MED INVESTORS LTD/DBA		1			1
Waters of Covington		1			1
MEDCARE-GARNERS FERRY			1	100%	1
PUBLIX PHARMACY #1122		1			1
MODERN URGENT CARE			1	100%	1
NORTH FLORIDA CHILD DEVELOPMENT, INC			1	100%	1
Waddell Nursing & Rehab Center		1			1
DR DAN C TRIGG MEMORIAL HOSPITAL		1			1
NORTH SHORE HEMATOLOGY-ONCOLOGY ASSOCI		1			1
ROAN MOUNTAIN MEDICAL CENTER			1	100%	1
CARILION CLINIC LAB TESTING SITE-POSTAL		1			1
RIVERVIEW HOSPITAL	1				1
ELAN MANATEE			1	100%	1
SHARON REGIONAL MEDICAL CENTER			1	100%	1
MONROE COUNTY PUBLIC HEALTH DEPARTMENT			1	100%	1
SOMA MEDICAL CENTER PA #2 OAKLAND			1	100%	1
THE CHILDREN'S HOSPITAL OF PHILADELPHIA		1			1
CVS KS8573POCT OVERLAND PARK		1			1
URGENT CARE OF FORT LAUDERDALE INC			1	100%	1
EXAC CARE CROSSVILLE		1			1
ABE'S GARDEN/PARK MANOR APARTMENTS		1			1
FLORIDA HOSPITAL LAB			1	100%	1
CAMAI COMMUNITY HEALTH CENTER, INC			1	100%	1
Chestnut Ridge Nursing & Rehab		1			1
MOUNT SINAI MEDICAL CENTER AVENTURA ER			1	100%	1
DOCS OUTSIDE THE BOX INC			1	100%	1
CARESOUTH HHA HOLDINGS OF VIRGINIA, LLC			1	100%	1
CURELOGICS WOUND CARE & HYPERBARIC CENTER		1			1
SANTA BARABARA ALF LLC (THE WINDSOR)			1	100%	1
JP MORGAN CHASE HEALTH SERVICES			1	100%	1
O'CONNELL HEALTH CENTER AT ST JOHNS			1	100%	1
ASSOCIATES MD MEDICAL GROUP INC			1	100%	1
Sherwood Oaks Health Center			1	100%	1
MINNESOTA HERITAGE HOUSE		1			1
STOPWATCH URGENT CARE			1	100%	1



# COVID-19: testing by laboratory

Data through May 16, 2021 verified as of May 17, 2021 at 09:25 AM

Data in this report are provisional and subject to change.

The numbers in the table below represent the number of Florida and non-Florida residents for whom test results were received by the Department of Health. A person can be tested by more than one laboratory and can have both positive and negative results. **Therefore, the sum of the numbers in each column will be larger than the total number of people tested.**

Reporting lab	Inconclusive	Negative	Positive	Percent positive	Total
ABBOTT LABORATORIES ROSS PRODUCTS			1	100%	1
SIGNATURE HEALTHCARE OF BUCKHEAD		1			1
UF HEALTH THE VILLAGES			1	100%	1
KISSIMMEE HOME TRAINING		1			1
WVU MEDICINE - WESTON			1	100%	1
ASCENSION ST VINCENT'S - WESTSIDE			1	100%	1
RECOVERY BAY, LLC			1	100%	1
NEXTCARE POWER			1	100%	1
DEACONESS URGENT CARE CENTER			1	100%	1
CENTRAL CAROLINA HOSPITAL			1	100%	1
AVERA HEART HOSPITAL OF SD			1	100%	1
Kroger 395 - The Little Clinic Blanchester		1			1
VA NCHCS - Mather Division		1			1
RENOWN REGIONAL MEDICAL CENTER			1	100%	1
LABTECH DIAGNOSTICS			1	100%	1
SPELMAN COLLEGE DEPT OF HEALTH SERVICE		1			1
COUNTRYSIDE PEDIATRIC CARE PA			1	100%	1
HARRIS COUNTY PUBLIC HEALTH SERVICES			1	100%	1
LABTEST LLC LABTEST DIAGNOSTICS			1	100%	1
GEORGETOWN URGENT CARE			1	100%	1
SOUTHERN WINDS			1	100%	1
DIXIE REGIONAL MEDICAL CENTER			1	100%	1
BRIGHAM YOUNG UNIV STUDENT HEALTH CTR			1	100%	1
Kroger 523 - The Little Clinic Dickson			1	100%	1
VELOCITY CARE URGENT CARE BY CARILION CLINIC			1	100%	1
NORTH PALM BEACH DIALYSIS CENTER			1	100%	1
UPMC NORTHWEST HOSPITAL			1	100%	1
COMMONWEALTH OF VIRGINIA DIVISION OF CONSOLIDATED LABORATORY SERVICES			1	100%	1
CORPUS CHRISTI MEDICAL CENTER			1	100%	1
DW MCMILLAN MEMORIAL HOSPITAL LABORATORY			1	100%	1
SELF REGIONAL HEALTHCARE			1	100%	1
DUKE UNIVERSITY MEDICAL CENTER			1	100%	1
Kroger 49 - The Little Clinic Wichita - 21st St.			1	100%	1
ADVOCATE GOOD SAMARITAN			1	100%	1
MIL LAKE HEALTHCARE CENTER INC PEDIATRICS			1	100%	1
EMBASSY LAKES ARTIFICIAL KIDNEY CENTER			1	100%	1
Kroger 805 - The Little Clinic Lewis Center		1			1
Avon Health Center		1			1
Community Compassion Center of Batesville			1	100%	1
Hempfield Manor		1			1
MAYO CLINICAL LABORATORIES		1			1
MID FLORIDA BIOLOGICALS			1	100%	1
BROOKSHIRE, THE			1	100%	1
441 URGENT CARE CENTER - BROWNWOOD			1	100%	1
MEDEXPRESS URGENT CARE-MEADVILLE			1	100%	1
Grangeville Health and Rehab		1			1
Falmouth By The Sea			1	100%	1

# COVID-19: testing by laboratory

Data through May 16, 2021 verified as of May 17, 2021 at 09:25 AM

Data in this report are provisional and subject to change.

The numbers in the table below represent the number of Florida and non-Florida residents for whom test results were received by the Department of Health. A person can be tested by more than one laboratory and can have both positive and negative results. **Therefore, the sum of the numbers in each column will be larger than the total number of people tested.**

Reporting lab	Inconclusive	Negative	Positive	Percent positive	Total
COSTCO PHARMACY #1023			1	100%	1
JOHNSON MEDICAL SERVICES			1	100%	1
CENTRAL TX URGENT CARE			1	100%	1
WALGREENS #11572		1			1
WINCHESTER HOSPITAL			1	100%	1
MED TECH CLINICAL LABORATORY		1			1
NCH HEALTHCARE CREEKSIDE ENDOSCOPY			1	100%	1
ADVENTHEALTH MEDICAL GROUP FAMILY			1	100%	1
STANLY REGIONAL MEDICAL CENTER			1	100%	1
FLORIDA STATE UNIVERSITY HEALTH SERVICES			1	100%	1
UHS BINGHAMTON GENERAL			1	100%	1
SANFORD LABORATORIES WATERTOWN			1	100%	1
White Oak Manor - Rock Hill		1			1
CAROLINAS PHYSICIAN NETWORK			1	100%	1
Valley Center (WV)			1	100%	1
STEWART FLORIDA ALF, INC			1	100%	1
MCH PHYSICIANS GROUP			1	100%	1
CLEMENT MANOR HEALTH CENTER		1			1
PRIMARY AND URGENT CARE			1	100%	1
SUSAN F WILLIAMS MD PA			1	100%	1
VA COMMUNITY BASED CLINIC - LAKE CITY			1	100%	1
ST JOHN HOSPITAL & MEDICAL CENTER MICRO			1	100%	1
CUSTOM SCRIPTS PHARMACY		1			1
Heartland of Perrysburg		1			1
MCKENZIE COUNTY HEALTHCARE SYSTEMS LABORATORY			1	100%	1
BRAZORIA COUNTY EMERGENCY SERVICES DISTRICT #3			1	100%	1
ST GERARD'S COMMUNITY OF CARE		1			1
ALTAMONTE MEDICAL ASSOCIATES PA			1	100%	1
PRIMARY CARE & PEDIATRICS - SHEPHERSTOWN		1			1
GRAND VIEW HOSPITAL			1	100%	1
RIVERSIDE MEDICAL CENTER		1			1
WALGREENS #01398			1	100%	1
FLAGLER PROFESSIONAL HEALTH CARE SERVICES INC		1			1
LAKE VISTA DIALYSIS			1	100%	1
HEALTH PLUS SUNRISE MEDICAL OFFICE			1	100%	1
UNIVERSITY OF MIAMI PRIMARY CARE SITE UMHC 3039			1	100%	1
FHPG INTERNAL MEDICINE OF BRANDON			1	100%	1
MERCY GENERAL HOSPITAL			1	100%	1
REHABILITATION CENTER OF ALBUQUERQUE		1			1
LIFESPAN HEALTH - SELMER		1			1
LADY LAKE FAMILY MEDICINE			1	100%	1
CONCIERGE INTERNAL MEDICINE ASSOCIATES			1	100%	1
REDMOND URGENT CARE			1	100%	1
CVS MI22230CV WAYNE COUNTY COMMUNITY COLLEGE			1	100%	1
LAKELAND REGIONAL HEALTH AUBURNDALE		1			1
CENTRAL FLORIDA HOSPITALIST			1	100%	1
UNITED HOSPITAL CENTER LABORATORY			1	100%	1

# COVID-19: testing by laboratory

Data through May 16, 2021 verified as of May 17, 2021 at 09:25 AM

Data in this report are provisional and subject to change.

The numbers in the table below represent the number of Florida and non-Florida residents for whom test results were received by the Department of Health. A person can be tested by more than one laboratory and can have both positive and negative results. **Therefore, the sum of the numbers in each column will be larger than the total number of people tested.**

Reporting lab	Inconclusive	Negative	Positive	Percent positive	Total
MEDSTAT WARSAW			1	100%	1
DOCTORS CHOICE HOME CARE INC			1	100%	1
LOVELACE WOMEN'S HOSPITAL		1			1
MANHATTAN COLLEGE HEALTH SERVICES		1			1
NEW HANOVER REGIONAL MEDICAL CENTER			1	100%	1
ManorCare Health Services-Monroeville		1			1
UT MD ANDERSON CANCER CENTER-TUMOR MARKER LAB			1	100%	1
SPARTA HEALTH & REHAB		1			1
NORTHEAST TEXAS DIALYSIS		1			1
DECATUR MORGAN HOSPITAL - DECATUR GENE		1			1
TMH PHYSICIAN PARTNERS			1	100%	1
PowerBack Piscataway Center		1			1
ADVANTA LABS, LLC		1			1
NANCY M WORTHINGTON MD PA			1	100%	1
ASHLEY PEDIATRICS DAY AND NIGHT CLINIC			1	100%	1
HOMESTEAD MEDICAL CLINIC PA			1	100%	1
Quince Nursing and Rehabilitation Center		1			1
VIP FAMILY PRACTICE			1	100%	1
AHUJA MEDICAL CENTER			1	100%	1
LOPEZ		1			1
Birmingham Nursing & Rehab Center		1			1
INDIAN RIVER CLINICAL LABORATORY, INC.		1			1
PASTEUR MEDICAL HIALEAH GARDEN LLC			1	100%	1
BALLAD HEALTH MEDICAL ASSOCIATES URGENT CARE			1	100%	1
THE CLINIC ON SIXTH			1	100%	1
PM PEDIATRICS PC			1	100%	1
LOURDES URGENT CARE			1	100%	1
UF HEALTH - WILDLIGHT			1	100%	1
LAREDO CARE CLINIC NORTH		1			1
CSL PLASMA LAB			1	100%	1
STUDENT HEALTH CENTER			1	100%	1
ALLIED PEDIATRICS & FAMILY MEDICINE			1	100%	1
BAPTIST EMERGENCY HOSPITAL - KELLY			1	100%	1
COVE AT THE MARBELLA,THE			1	100%	1
Kroger 894 - The Little Clinic NEC		1			1
BANNER UNIVERSITY MEDICAL CENTER			1	100%	1
PATIENT FIRST - SICKLERVILLE		1			1
PEDIATRIC ASSOC OF JACKSONVILLE PA			1	100%	1
GATEWAY FAMILY HEALTH CLINIC			1	100%	1
ELKTON TRANSITIONAL CARE CENTER		1			1
METRO HEALTH HOSPITAL LABORATORY		1			1
Alden Lincoln Park			1	100%	1
ASHLEY PEDIATRICS DAY AND NIGHT CLINIC			1	100%	1
LAKELAND MEDICAL CENTER			1	100%	1
Michigan Masonic Home		1			1
GREATER MIAMI DIALYSIS			1	100%	1
Parkview Care Center			1	100%	1

# COVID-19: testing by laboratory

Data through May 16, 2021 verified as of May 17, 2021 at 09:25 AM

Data in this report are provisional and subject to change.

The numbers in the table below represent the number of Florida and non-Florida residents for whom test results were received by the Department of Health. A person can be tested by more than one laboratory and can have both positive and negative results. **Therefore, the sum of the numbers in each column will be larger than the total number of people tested.**

Reporting lab	Inconclusive	Negative	Positive	Percent positive	Total
WALGREENS #10308		1			1
Troy Center for Rehabilitation & Nursing		1			1
ALIMETRIX INC		1			1
Pelican Health Norfolk			1	100%	1
VELOCITY URGENT CARE - LITTLE CREEK			1	100%	1
UT HEALTH RGV CLINICAL LABORATORY			1	100%	1
LAKE REGIONAL HEALTH			1	100%	1
SUNRISE HOSPITAL & MEDICAL CENTER-POC TESTING LAB			1	100%	1
MOSOLF PEDIATRICS PA			1	100%	1
The Carrington		1			1
SEMA4			1	100%	1
KROGER 785 - THE LITTLE CLINIC DIXIE HWY		1			1
CHILDREN'S CLINIC			1	100%	1
FRESENIUS KIDNEY CARE OF CLERMONT WEST			1	100%	1
PATHLAB SERVICES			1	100%	1
BAYSTATE REFERENCE LABORATORY			1	100%	1
ONPOINT URGENT CARE			1	100%	1
YOUR HEALTH PEDIATRICS INC			1	100%	1
BRIDGEWATER AT WATERMAN VILLAGE			1	100%	1
FLORIDA MEDICAL CLINIC, PA		1			1
Garden Villa Bedford		1			1
Willow Ridge Center		1			1
EMERGENCY CARE SERVICES LAB AT JFK MEDICAL CENTER			1	100%	1
Lakeland Nursing and Rehabilitation Center LLC		1			1
HABANA HEALTH CARE CENTER			1	100%	1
Country View of Sunbury			1	100%	1
Holly Hill Healthcare Center			1	100%	1
GARDENS AT MAPLEWOOD			1	100%	1
KNAPP MEDICAL GROUP			1	100%	1
TMH CANCER CENTER LABORATORY			1	100%	1
Belvoir Woods Health Care Center at The Fairfax		1			1
Mountain View Manor			1	100%	1
BEAUMONT URGENT CARE		1			1
SOUTHWEST VIRGINIA COMMUNITY HEALTH SYSTEMS			1	100%	1
PELICAN STATE OUTPATIENT CENTER			1	100%	1
DAVENPORT DIALYSIS CENTER		1			1
Chicago Heights CBOC		1			1
HEALTHCARE FOR THE HOMELESS			1	100%	1
PEDIATRIC ASSOCIATES - DORAL			1	100%	1
Oakland Nursing and Rehabilitation Center		1			1
Whispering Pines Nursing & Rehabilitation Center		1			1
MEDCOR AT ROYAL CARIBBEAN			1	100%	1
SYNERGY DIALYSIS INC			1	100%	1
CHILDREN'S NATIONAL MEDICAL CENTER			1	100%	1
AAA MEDICAL TESTING			1	100%	1
INFECTION CONTROL DEPT			1	100%	1
UNIVERSAL DIAGNOSTICS LABORATORIES			1	100%	1

# COVID-19: testing by laboratory

Data through May 16, 2021 verified as of May 17, 2021 at 09:25 AM

Data in this report are provisional and subject to change.

The numbers in the table below represent the number of Florida and non-Florida residents for whom test results were received by the Department of Health. A person can be tested by more than one laboratory and can have both positive and negative results. **Therefore, the sum of the numbers in each column will be larger than the total number of people tested.**

Reporting lab	Inconclusive	Negative	Positive	Percent positive	Total
THE GROVE HEALTH AND REHAB			1	100%	1
GIFFORD MEMORIAL HOSPITAL		1			1
CAMBRIDGE HEALTH ALLIANCE			1	100%	1
NHC Sequatchie		1			1
TRUCARE LIVING CENTERS - SELMA			1	100%	1
FRESENIUS KIDNEY CARE - BOCA RATON			1	100%	1
CYPRESS VILLAGE REHAB CENTER		1			1
Luling Living Center		1			1
WAYNE COUNTY PUBLIC HEALTH		1			1
PARRISH MEDICAL GROUP			1	100%	1
GATEWAY LABORATORIES		1			1
RELIANCE HOME HEALTH CARE INC		1			1
SOUTHWOOD NURSING & RETIREMENT CENTER		1			1
HCR-ManorCare			1	100%	1
BMC MAYPORT			1	100%	1
NYU LANGONE AMBULATORY CARE LAKE SUCCE		1			1
COUNTY OF HAMILTON			1	100%	1
SOUTHWOOD HEALTHCARE CENTER		1			1
Kroger 481 - The Little Clinic Houston Levee		1			1
ST JOHN'S MEDICAL CENTER, TETON VILLAGE			1	100%	1
PEACE HEALTH FAMILY MEDICINE AT 87TH AVE		1			1
PARK LANE NURSING HOME		1			1
COMMUNITY HOSPITALS INDIANAPOLIS			1	100%	1
Mercy Manor Transition Center			1	100%	1
MED BAR LLC		1			1
AURORA MEDICAL CENTER-KENOSHA			1	100%	1
AVERA ST. MARY'S HOSPITAL			1	100%	1
INLET CONCIERGE MEDICINE			1	100%	1
FRANKLIN CBOC			1	100%	1
FINLAY MEDICAL RESEARCH CORP			1	100%	1
ACCESS TOTAL CARE - PORTLAND			1	100%	1
VA Tennessee Valley HCS-Nashville Campus			1	100%	1
VA Ann Arbor HCS - Toledo CBOC		1			1
PINEBROOK CARE AND REHABILITATION CENTER			1	100%	1
TITUSVILLE CENTER FOR SURGICAL EXCELLENCE LLC		1			1
VCU HEALTH SYSTEM AUTHORITY - MCV HOSPITALS			1	100%	1
WALGREENS #04786		1			1
NORTH FLORIDA REGIONAL MEDICAL CENTER EMERGENCY			1	100%	1
Schenectady Center for Rehabilitation & Nursing		1			1
REGENTS PARK OF JACKSONVILLE			1	100%	1
HEALTHCARECLINICS			1	100%	1
Kroger 63 - The Little Clinic Glassford Hill Rd		1			1
EAST TENNESSEE STATE UNIVERSITY		1			1
ST FRANCIS COLLEGE WELLNESS CENTER		1			1
DOCTORS HEARING			1	100%	1
RAPID CITY REGIONAL HOSPITAL -579 ATTN. LABORATORY		1			1
RIVIERA BEACH HEALTH CENTER LAB			1	100%	1

# COVID-19: testing by laboratory

Data through May 16, 2021 verified as of May 17, 2021 at 09:25 AM

Data in this report are provisional and subject to change.

The numbers in the table below represent the number of Florida and non-Florida residents for whom test results were received by the Department of Health. A person can be tested by more than one laboratory and can have both positive and negative results. **Therefore, the sum of the numbers in each column will be larger than the total number of people tested.**

Reporting lab	Inconclusive	Negative	Positive	Percent positive	Total
PHYSICIANS ASSOCIATES			1	100%	1
BMC/NASSAU			1	100%	1
NHC PLACE AT COOL SPRINGS		1			1
MY URGENT CARE CLINIC			1	100%	1
Alexandria Place		1			1
St Mary's d'Youville Pavilion		1			1
RUBY MEMORIAL HOSP. LAB			1	100%	1
NLAC SUMMERBIO			1	100%	1
OPTUM OF HIALEAH		1			1
AMD			1	100%	1
EVERGREEN NURSING HOME		1			1
Florence Home		1			1
MEDOR/ACC SYNCHRONY			1	100%	1
NHC Chattanooga			1	100%	1
WMC HEALTH GROUP INC			1	100%	1
PALACE CARE AND REHAB		1			1
FLORIDA HOSPITAL ORMOND BEACH			1	100%	1
ST. PETERSBURG PEDIATRICS-SEMINOLE			1	100%	1
UUHC - REDSTONE HEALTH CENTER LABORATORY			1	100%	1
Princeton Place			1	100%	1
HAMILTON CI MAIN UNIT ANNEX/ WORK CAMP			1	100%	1
JASON RHEE, MD		1			1
DOMINION DIAGNOSTICS			1	100%	1
NORTH PALM CHILDRENS PHYSICIANS			1	100%	1
HUGH CHATHAM FAMILY MEDICINE INDEPENDENCE		1			1
PHI LIFE SCIENCES			1	100%	1
CARENOW LAKE WORTH			1	100%	1
NORTH SHORE HEMATOLOGY-ONCOLOGY ASSOCIATES PC		1			1
SPEARE MEMORIAL HOSPITAL			1	100%	1
LAKEWOOD RANCH MEDICAL GROUP LLC			1	100%	1
Springdale Village		1			1
LAKESIDE MEDICAL CENTER		1			1
DODGE COUNTY HOSPITAL LABORATORY		1			1
Kroger - KRO62000426			1	100%	1
Saint Joseph Living Center		1			1
HERNANDO COUNTY HEALTH DEPT			1	100%	1
Meadow Lakes		1			1
Kroger 347 - The Little Clinic Tates Creek		1			1
BRUNSWICK HEALTH AND REHABILITATION CE		1			1
WESTCHESTER MEDICAL CENTER ADVANCED		1			1
ARCADIA OUTREACH LAB			1	100%	1
CAREFIRST URGENT CARE - BEECHMONT			1	100%	1
SOUTHWESTERN STATE HOSPITAL LABORATORY			1	100%	1
FIRST MEDICAL RESPONSE OF TEXAS, INC			1	100%	1
CTMD MEDICAL CENTER, PA			1	100%	1
WINDSOR MANOR			1	100%	1
PRIMARY CARE GROUP LLC		1			1

# COVID-19: testing by laboratory

Data through May 16, 2021 verified as of May 17, 2021 at 09:25 AM

Data in this report are provisional and subject to change.

The numbers in the table below represent the number of Florida and non-Florida residents for whom test results were received by the Department of Health. A person can be tested by more than one laboratory and can have both positive and negative results. **Therefore, the sum of the numbers in each column will be larger than the total number of people tested.**

Reporting lab	Inconclusive	Negative	Positive	Percent positive	Total
Garden View Care Center at Dougherty Ferry		1			1
KODIAK AREA NATIVE ASSOCIATION-KANA			1	100%	1
AFC URGENT CARE BEVERLY			1	100%	1
Manorcare Health Services-Oxford Valley		1			1
IMMY LABS			1	100%	1
MAYO MEDICAL LABORATORIES			1	100%	1
SOUTHERN HILLS MEDICAL CENTER			1	100%	1
BROOKDALE FORT WALTON BEACH			1	100%	1
STATE OF CALIFORNIA DOH SERVICES			1	100%	1
PATHOLOGY ASSOCIATES			1	100%	1
ARISTACARE AT MANCHESTER		1			1
FLORIDA KEYS PED AND ADOLES CTR			1	100%	1
Kroger 086 - The Little Clinic Broomfield-Sheridan		1			1
WOODSTOCK HEALTH DEPARTMENT			1	100%	1
PHOENIX PROGRAMS OF FLORIDA INC		1			1
FLAGLER COUNTY BOARD OF COUNTY COMMISSIONERS			1	100%	1
SC-GA2018 SIMPSONVILLE REHABILITATION		1			1
Erwin Health Care Center		1			1
CORRY MEMORIAL HOSPITAL			1	100%	1
CVS MA7140POCT WESTPORT		1			1
WY RETIREMENT CENTER		1			1
CONVENIENT URGENT CARE			1	100%	1
EILEEN TURBESSI MD PA		1			1
Kroger 682 - The Little Clinic Combs and Gantzel		1			1
BRIAN C GRINER MD LLC			1	100%	1
BOLLES SCHOOL, THE			1	100%	1
KENNEDY BOULEVARD DIALYSIS			1	100%	1
CAPITAL DIAGNOSTICS			1	100%	1
CLAYTON NURSING AND REHABILITATION		1			1
HALIFAX HEALTH PRIMARY CARE			1	100%	1
Kroger 359 - The Little Clinic Bellevue		1			1
Victoria Manor		1			1
LITTLE COMPANY OF MARY HOSPITAL			1	100%	1
SAN ANTONIO DERMATOLOGY AND MEDICAL SPA			1	100%	1
GOOD SHEPHERD HOSPICE INC			1	100%	1
PRACTITIONERS IN MOTION			1	100%	1
HEALTH FIRST HOME CARE		1			1
COVENANT HOSPITAL HOBBS D/B/A COVENANT		1			1
HEALTH CARE SERVICES LC			1	100%	1
MOBILE MEDICAL CLINIC			1	100%	1
5 STAR HOME HEALTH SERVICES INC		1			1
LRGHEALTHCARE		1			1
CURA LABORATORY SERVICES			1	100%	1
WELLSTAR KENNESAW MEDICAL CENTER		1			1
NOVANT HEALTH GOHEALTH URGENT CARE			1	100%	1
MIAMI NORTH DIALYSIS			1	100%	1
METROWEST MEDICAL CENTER - FRAMINGHAM			1	100%	1

# COVID-19: testing by laboratory

Data through May 16, 2021 verified as of May 17, 2021 at 09:25 AM

Data in this report are provisional and subject to change.

The numbers in the table below represent the number of Florida and non-Florida residents for whom test results were received by the Department of Health. A person can be tested by more than one laboratory and can have both positive and negative results. **Therefore, the sum of the numbers in each column will be larger than the total number of people tested.**

Reporting lab	Inconclusive	Negative	Positive	Percent positive	Total
BOND & STEELE CLINIC PA D/B/A		1			1
Dulles Health and Rehab Center		1			1
FASTMED - LAKEWAY			1	100%	1
PHYSICIANS IMMEDIATE CARE			1	100%	1
FLORHAM PARK ENDOSCOPY CENTER		1			1
GOLDING-GRANADO MEDICAL ASSOCIATES		1			1
CAPITAL DISTRICT PSYCHIATRIC CENTER		1			1
Manor Care Health Services- Wilmington			1	100%	1
Canandaigua VAMC		1			1
ORCHARD PARK HEALTH CARE AND REHABILITATION CENTER		1			1
LINK PHARMACY LLC		1			1
CORNERSTONE OF RECOVERY INC		1			1
BARRINGTON TERRACE NAPLES			1	100%	1
MEDEXPRESS URGENT CARE - WAYNESBURG		1			1
Towne Manor West		1			1
ADVANCED DIALYSIS CENTER OF FORT LAUDERDALE			1	100%	1
USF PHYSICIANS GROUP			1	100%	1
THEDACARE FAMILY MEDICINE GATEWAY			1	100%	1
ST ROSE DOMINICAN HOSPITAL LAB-ROSE DE LIMA CAMPUS			1	100%	1
DAUGHTERS OF SARAH NURSING CENTER		1			1
PM PEDIATRICS OF BAYSIDE, PLLC		1			1
Creekside Center for Rehabilitation and Healing		1			1
BAPTIST HEALTH ASI			1	100%	1
NORTHEAST BAPTIST HOSPITAL			1	100%	1
Walgreens #10851		1			1
THOMAS HOSPITAL			1	100%	1
ESOTERIC LAB			1	100%	1
STATE OF ALASKA			1	100%	1
CLINICAL TRIALS OF TAMPA LLC		1			1
NAVAL BRANCH HEALTH CLINIC			1	100%	1
NEW YORK PRESBYTERIAN HOSPITAL			1	100%	1
BOCA MEDICAL CARE			1	100%	1
MARINA DEL REY HOSPITAL LAB			1	100%	1
STORMONT VAIL HOSPITAL			1	100%	1
EXCEL URGENT CARE OF NJ			1	100%	1
TITUSVILLE REHABILITATION AND NURSING CENTER		1			1
FAMILY FIRST WELLNESS		1			1
HEALTH AND HOPE CLINIC INC			1	100%	1
CARENOW MIDTOWN			1	100%	1
MD TOX LABORATORY			1	100%	1
SALUDA NURSING CENTER		1			1
Kroger 767 - The Little Clinic Beaumont		1			1
MINUTE CLINIC DIAGNOSTIC PA			1	100%	1
ACCULAB			1	100%	1
PRISMA HEALTH TUOMEY LABORATORY			1	100%	1
GARDENS PEDIATRICS LAB			1	100%	1
ACCESS FAMILY CARE LLC			1	100%	1



# COVID-19: testing by laboratory

Data through May 16, 2021 verified as of May 17, 2021 at 09:25 AM

Data in this report are provisional and subject to change.

The numbers in the table below represent the number of Florida and non-Florida residents for whom test results were received by the Department of Health. A person can be tested by more than one laboratory and can have both positive and negative results. **Therefore, the sum of the numbers in each column will be larger than the total number of people tested.**

Reporting lab	Inconclusive	Negative	Positive	Percent positive	Total
THE MEDICAL CENTER AT SCOTTSVILLE			1	100%	1
WEST PALM BEACH PHARMACEUTICALS LLC			1	100%	1
KNOX COMMUNITY HOSPITAL			1	100%	1
SHARP GROSSMONT HOSPITAL LABORATORY			1	100%	1
CARESTAT HOSPICE SERVICES			1	100%	1
MEDICAL CITY NORTH HILLS			1	100%	1
SOLARIS HEALTHCARE PLANT CITY		1			1
MD NOW URGENT CARE			1	100%	1
Kroger - KRO03500568			1	100%	1
SOUTHEASTERN PATHOLOGY ASSOCIATES			1	100%	1
DAVIS, CASEY		1			1
WILLOW DALE WELLNESS VILLAGE APARTMENT		1			1
CENTRAL ALABAMA HEALTH CARE SYSTEM			1	100%	1
AMERICAN MEDICAL RESPONSE - FARMER BRA		1			1
VOLUSIA MEDICAL CENTER			1	100%	1
ALAFAYA WOODS FAMILY MEDICAL CENTER		1			1
BRISTOL CHILDRENS CLINIC			1	100%	1
Chateau Girardeau			1	100%	1
MONONGAHELA VALLEY HOSPITAL			1	100%	1
BAPTIST MINOR MEDICAL CENTER			1	100%	1
CVS MO8595POCT RAYMORE		1			1
GOOD SAMARITAN SOCIETY-FOREST CITY		1			1
Southwest Louisiana Veterans Home			1	100%	1
SOUTH COUNTY MEDICAL CENTER			1	100%	1
Monument Health Custer Care Center		1			1
Urgent Care 24/7 Orlando LLC			1	100%	1
Big River Nursing and Rehab		1			1
Lodge Nursing & Rehab Center		1			1
Cloverdale Rehabilitation and Nursing Center		1			1
ORDRS, INC.			1	100%	1
RIVERSIDE PEDIATRIC GROUP, INC		1			1
Maple Lane Nursing Home		1			1
Eagle Point Health Care Center		1			1
CHP COVID-19 (TX)			1	100%	1
MICROBIOLOGY DEPARTMENT			1	100%	1
INTERFAITH MEDICAL CENTER		1			1
BATESVILLE - SHERWOOD URGENT CARE			1	100%	1
Fargo VA Healthcare System		1			1
PCR DIAGNOSTICS			1	100%	1
ANDERSON MEDICAL		1			1
Kroger 465 - The Little Clinic Oakley		1			1
FAMILY PRACTICE ASSOCIATES		1			1
WEST VIRGINIA UNIVERSITY HOSPITALS, INC			1	100%	1
Abernethy Laurels		1			1
Eden Meadows		1			1
INTERNAL MEDICINE ASSOCIATES		1			1
CVS IL2297652CV CHICAGO		1			1

# COVID-19: testing by laboratory

Data through May 16, 2021 verified as of May 17, 2021 at 09:25 AM

Data in this report are provisional and subject to change.

The numbers in the table below represent the number of Florida and non-Florida residents for whom test results were received by the Department of Health. A person can be tested by more than one laboratory and can have both positive and negative results. **Therefore, the sum of the numbers in each column will be larger than the total number of people tested.**

Reporting lab	Inconclusive	Negative	Positive	Percent positive	Total
APPLECARE URGENT CARE JESUP			1	100%	1
FREEPORT ER DOX URGENT CARE		1			1
OAKWOOD HOSPITAL - DEARBORN LAB			1	100%	1
PARK AVENUE MEDICAL PROFESSIONALS		1			1
PATIENT FIRST - NEWTOWN ROAD			1	100%	1
CENTRAL FLORIDA MEDICAL CARE			1	100%	1
CHESAPEAKE REGIONAL MEDICAL CENTER			1	100%	1
MAGGY PHARMACY INC		1			1
Elderwood at Williamsville		1			1
CAROMONT HEALTH			1	100%	1
HAWAII DEPARTMENT OF HEALTH LAB			1	100%	1
KINGWOOD EMERGENCY HOSPITAL			1	100%	1
REVIVE			1	100%	1
Encompass Health Rehab Hosp Alexandria		1			1
MACKINAC STRAITS LONG TERM CARE UNIT		1			1
CFCH - FROSTPROOF			1	100%	1
CENTRAL TX MEDICAL CENTER - LAB			1	100%	1
TANGLEWOOD MANOR		1			1
CHI ST ALEXIUS TRANSITIONAL CARE UNIT		1			1
HACKENSACK UNIVERSITY MEDICAL CENTER		1			1
EMERGENCE MEDICINE			1	100%	1
APPLECARE BRUNSWICK			1	100%	1
DE TAR HOSPITAL			1	100%	1
CVS CA5958POCT EASTVALE		1			1
HENRICO DOCTOR'S LABORATORY			1	100%	1
MEDICAL CITY DENTON			1	100%	1
ENT & ALLERGY ASSOCIATES, LLP - SLEEPY HOLLOW (ABBOTT)		1			1
CLIFTON SPRINGS		1			1
QUINCY DIALYSIS			1	100%	1
BAPTIST HEALTH FLOYD			1	100%	1
STEVEN J VALENTINO, DO PC		1			1
BLOOD SYSTEMS LABORATORIES			1	100%	1
EDEN HEALTH NOMAD LAB		1			1
Allen Health and Rehabilitation		1			1
PALM BEACH COUNTY HEALTH DEPT.			1	100%	1
ORMOND BEACH DIALYSIS			1	100%	1
ENCOMPASS HEALTH REHABILITATION HOSPITAL OF UTAH		1			1
LAKE COMMUNITY ACTION AGENCY		1			1
ORMOND MEDICAL ARTS FAMILY PRACTICE PL			1	100%	1
HIBISCUS COURT			1	100%	1
IVAN, MAYA			1	100%	1
MEDSTOP PHARMACY			1	100%	1
ST LUKES SURGICAL AT THE VILLAGES INC			1	100%	1
NASONCARE LLC			1	100%	1
HAWKEYE CARE CENTER DUBUQUE		1			1
ALWAYS BEST CARE HOME HEALTH AGENCY			1	100%	1
SONORAN DESERT PATHOLOGY			1	100%	1

# COVID-19: testing by laboratory

Data through May 16, 2021 verified as of May 17, 2021 at 09:25 AM

Data in this report are provisional and subject to change.

The numbers in the table below represent the number of Florida and non-Florida residents for whom test results were received by the Department of Health. A person can be tested by more than one laboratory and can have both positive and negative results. **Therefore, the sum of the numbers in each column will be larger than the total number of people tested.**

Reporting lab	Inconclusive	Negative	Positive	Percent positive	Total
ISLANDS ASSISTED LIVING FACILITY,THE			1	100%	1
NEPHRON PHARMACEUTICALS CORPORATION			1	100%	1
PLANT CITY FIRE RESCUE		1			1
WALK IN FAMILY MEDICINE CENTER			1	100%	1
FAIRLAWN REHABILITATION HOSPITAL		1			1
CHI ST. LUKE'S HEALTH BCM MEDICAL CENTER			1	100%	1
BUREAU COUNTY HEALTH DEPT			1	100%	1
HOSPITALS OF PROVIDENCE TRANSMOUNTAIN CAMPUS, THE			1	100%	1
ARKANSAS PUBLIC HEALTH LABORATORY		1			1
CHILTON URGENT CARE			1	100%	1
TARRYTOWN PHARMACY			1	100%	1
Kroger 524 - The Little Clinic Iron Bridge Road		1			1
Walgreens #5914		1			1
SUMMIT LABORATORY			1	100%	1
HARDEE COUNTY FIRE RESCUE		1			1
Kroger 379 - The Little Clinic Stony Brook		1			1
DONALSONVILLE HOSPITAL			1	100%	1
Aristacare at Cedar Oaks		1			1
CAPE CORAL HOSPITAL NURSING			1	100%	1
WALGREENS PHOENIX		1			1
OPCO LLC LEGACY NURSING AND REHABILITA		1			1
VERMONT DEPT OF HEALTH LABORATORY			1	100%	1
FAMILY MEDICAL CENTER		1			1
CARENOW URGENT CARE - ANTIOCH		1			1
BRANDON OUTREACH CLINIC			1	100%	1
ADVENTHEALTH IMAGING WINTERGARDEN		1			1
SUREPOINT URGENT CARE PADRE ISLAND			1	100%	1
LEHIGH PULMONARY ASSOCIATES			1	100%	1
Medford Multicare		1			1
WALGREENS_CHICAGO		1			1
Scepter Rehab and Health care		1			1
NATIONS TOBIN RECREATION CENTER			1	100%	1
MIAMI VASCULAR SURGERY			1	100%	1
Kroger 350 - The Little Clinic New Cut Road		1			1
RIVERSIDE REGIONAL MED CENTER			1	100%	1
RIVERVIEW HOSPITAL D/B/A UNIVERSITY		1			1
West Bay of Tampa Center			1	100%	1
MERCY HOME		1			1
ST. MARY MEDICAL CENTER		1			1
Ohman Family Living at Holly Assisted Living		1			1
NEMOURS CHILDREN'S PRIMARY CARE, ST CLOUD			1	100%	1
OASIS FAMILY RESORT IN THE SPRINGS LLC		1			1
UNIVERSITY OF NORTH CAROLINA HOSPITALS			1	100%	1
FOCUSED CARE AT ALLENBROOK		1			1
Samaritan Keep Home		1			1
WINTER HAVEN DIALYSIS		1			1
WALGREENS # 11165		1			1

# COVID-19: testing by laboratory

Data through May 16, 2021 verified as of May 17, 2021 at 09:25 AM

Data in this report are provisional and subject to change.

The numbers in the table below represent the number of Florida and non-Florida residents for whom test results were received by the Department of Health. A person can be tested by more than one laboratory and can have both positive and negative results. **Therefore, the sum of the numbers in each column will be larger than the total number of people tested.**

Reporting lab	Inconclusive	Negative	Positive	Percent positive	Total
CAREMOUNT MEDICAL PC-CARMEL		1			1
Kingsway Arms Nursing Center		1			1
CORONA CONCIERGE, LLC		1			1
ARBOR DIAGNOSTICS, INC		1			1
NATIONAL INSTITUTES OF HEALTH CLINICAL CENTER			1	100%	1
GENESIS CARE USA OF FLORIDA, LLC			1	100%	1
VELOCITY URGENT CARE - REDMILL			1	100%	1
Birchwood Care Center		1			1
VALENCIA BRANCH LABORATORY	1				1
HERITAGE HEALTHCARE CENTER AT TALLAHASSEE			1	100%	1
CVS TN6394POCT BRENTWOOD		1			1
Seal Rock Healthcare		1			1
HALEYVILLE HEALTH CARE CENTER		1			1
HOSPICE OF MARION COUNTY INC			1	100%	1
OHIO CVS STORES, LLC DBA CVS/PHARMACY		1			1
ACCURATE HEALTH SERVICES CORP			1	100%	1
SAINT JOSEPH'S HOSPITAL AND MEDICAL CENTER		1			1
FAMILY AND INTERNAL MEDICINE ASSOCIATES		1			1
ANDREWS INSTITUTE AMBULATORY SURGERY CENTER		1			1
CLEVELAND CLINIC FLORIDA LAB			1	100%	1
Wrightsville Manor Health and Rehab		1			1
HCL LABORATORIES			1	100%	1
FAMILY MEDICINE AT KISSIMMEE		1			1
Central Park Healthcare & Rehabilitation Center		1			1
ALPHA 1 ANTITRYPSIN RESEARCH PROGRAM			1	100%	1
Brookdale Richmond Place		1			1
CELEBRATION HOSPITAL			1	100%	1
MOREHOUSE COLLEGE STUDENT HEALTH CENTE		1			1
GS LABS		1			1
Oregon Veterans Home The Dalles		1			1
CAREWELL 203			1	100%	1
HEARTLAND OF MARIETTA OH LLC DBA		1			1
ODESSA CLINIC			1	100%	1
PHYSICIANS PREMIER ER- CENTRAL AUSTIN			1	100%	1
MEDICAL CENTER AFFILIATES PALM SPRINGS			1	100%	1
MEDEXPRESS URGENT CARE - UNIONTOWN		1			1
UNIVERSITY OF WASHINGTON DEPT OF LAB MEDICINE			1	100%	1
UCH LAB			1	100%	1
MERCYONE DES MOINES MEDICAL CENTER			1	100%	1
SUN DISCOUNT PHARMACY			1	100%	1
Shoreline Care Center			1	100%	1
EASTSIDE URGENT CARE			1	100%	1
WASHINGTON CENTER FOR REHABILITATION A		1			1
URGENT CARE 24/7 TAMPA			1	100%	1
MEMORIAL URGENT CARE CENTER -			1	100%	1
SOUTHWEST FLORIDA DIVISION LAB			1	100%	1
SACRED HEART HEALTH SYSTEM- MIDWIFE PROGRAM			1	100%	1

# COVID-19: testing by laboratory

Data through May 16, 2021 verified as of May 17, 2021 at 09:25 AM

Data in this report are provisional and subject to change.

The numbers in the table below represent the number of Florida and non-Florida residents for whom test results were received by the Department of Health. A person can be tested by more than one laboratory and can have both positive and negative results. **Therefore, the sum of the numbers in each column will be larger than the total number of people tested.**

Reporting lab	Inconclusive	Negative	Positive	Percent positive	Total
Crestview Rehabilitation & Skilled Nursing Services		1			1
PATHOLOGY		1			1
DIMITT REGIONAL HOSPITAL			1	100%	1
Keller Landing Center		1			1
Longwood Community Living Center		1			1
Brookdale Southside			1	100%	1
BROOKDALE FORT MYERS LAKES PARK			1	100%	1
QUICKCARE HEALTH, INC			1	100%	1
CHILTON MEDICAL CENTER		1			1
BOND COUNTY HEALTH DEPARTMENT			1	100%	1
CARE STATION MEDICAL GROUP		1			1
LIFEWORKS WELLNESS CENTER LLC		1			1
NORTON HOSPITAL			1	100%	1
Wildwood Healthcare		1			1
REELFOOT FAMILY WALK-IN CLINIC		1			1
FIU HEALTH CARE CENTER			1	100%	1
GENESEE COUNTY HEALTH DEPARTMENT		1			1
MARYLAND DEPARTMENT OF HEALTH AND MENTAL HYGIENE-LABORATORIES			1	100%	1
BIOMAT ORLANDO		1			1
SHAMRA MEDICAL LABORATORY			1	100%	1
C A R E S		1			1
SKY RIDGE MEDICAL CENTER - MICRO			1	100%	1
COLE DIAGNOSTICS - BOISE		1			1
Kroger 699 - The Little Clinic Smyrna		1			1
ALVERNIA UNIVERSITY HEALTH AND WELLNESS CENTER		1			1
AFFILIATED LABORATORIES INC			1	100%	1
MARIANNA DIALYSIS CENTER			1	100%	1
PIEDMONT NEWTON HOSPITAL		1			1
VA Central Western Massachusetts HCS		1			1
NEXTCARE NIFONG			1	100%	1
CAPSTONE REHABILITATION AND HEALTHCARE		1			1
ARTIS SENIOR LIVING OF DAVIE, LLC		1			1
HEALTH PARTNERS LLC		1			1
CHI ST VINCENT LITTLE ROCK DIAGNOSTIC CLINIC			1	100%	1
WESTMORELAND REGIONAL HOSPITAL			1	100%	1
APS-SUMMIT CARE PHARMACY, LLC DBA OMNICARE		1			1
Livingston County Center for Nursing and Rehabilitation		1			1
WRIGHT PATTERSON AFB MEDICAL CENTER			1	100%	1
NORDX			1	100%	1
PARK AVENUE MEDICAL PROFESSIONALS PC		1			1
WATERS EDGE ELEMENTARY SCHOOL			1	100%	1
ST JUDE CARE CENTER		1			1
ROSE HAVEN NURSING CENTER		1			1
Long Beach Care Center			1	100%	1
PEDIATRIC ASSOCIATES - MIAMI LAKES		1			1
Lemont Nursing and Rehab Center			1	100%	1
PRIME HEALTHCARE SERVICES		1			1

# COVID-19: testing by laboratory

Data through May 16, 2021 verified as of May 17, 2021 at 09:25 AM

Data in this report are provisional and subject to change.

The numbers in the table below represent the number of Florida and non-Florida residents for whom test results were received by the Department of Health. A person can be tested by more than one laboratory and can have both positive and negative results. **Therefore, the sum of the numbers in each column will be larger than the total number of people tested.**

Reporting lab	Inconclusive	Negative	Positive	Percent positive	Total
SIPERSTEIN DERMATOLOGY LLC			1	100%	1
BAM INC		1			1
APOLLOMDX LLC			1	100%	1
DILELLA			1	100%	1
WEST FLORIDA HOSPITAL LABORATORY			1	100%	1
VA ST LOUIS HEALTH CARE SYSTEM			1	100%	1
MEDISURE DBA MY WELLNESS EXPRESS			1	100%	1
SUNCOAST RESEARCH GROUP LLC			1	100%	1
Regency Square			1	100%	1
CARENOW-MONTGOMERY			1	100%	1
CVS TX8990POCT HELOTES		1			1
CAPE CANAVERAL HOSP			1	100%	1
VALUE DRUG STORES INC		1			1
POMPANO BEACH ARTIFICIAL KIDNEY CENTER			1	100%	1
COLUMBUS REGIONAL HOSPITAL			1	100%	1
PALMETTO ARTIFICIAL KIDNEY CENTER			1	100%	1
ARBOR TERRACE AT CITRUS PARK			1	100%	1
Walgreens #11724		1			1
ADVANCED CARDIOVASCULAR DIAGNOSTICS PL		1			1
STITCHES ACUTE CARE CENTER OF CHEYENNE			1	100%	1
RAYMOND F CARON MD			1	100%	1
PALMETTO PRIMARY CARE PHYSICIANS			1	100%	1
WMC HEALTH GROUP OF KISSIMMEE LLC			1	100%	1
BRITTNEY WHELIHAN IRWIN ARNP LLC			1	100%	1
GINKGO BIOWORKS INC (CONCENTRIC)		1			1
ST. ELIZABETH HEALTHCARE - FLORENCE HOSPITAL			1	100%	1
WINCHESTER URGENT CARE, PC		1			1
HYDE PARK MEDICAL CENTER		1			1
WESLEY MEDICAL CENTER			1	100%	1
Kroger 57 - The Little Clinic Jay C Charlestown		1			1
			1	100%	1
Newton Wellesley Center for Alzheimer's Care		1			1
ACCESS MEDICAL GROUP OF TAMPA INC			1	100%	1
COVENANT HEALTH		1			1
Excel Care Center			1	100%	1
DIVERSICARE OF BIG SPRINGS		1			1
BAPTIST HOSPITAL FAMILY MEDICINE &			1	100%	1
BUENA VENTURA LAKES DIALYSIS			1	100%	1
GOOD SAMARITAN SOCIETY - DE SMET		1			1
PORTSMOUTH REG. HOSPITAL			1	100%	1
HEALTHALLIANCE HOSPITAL LABORATORY		1			1
Katherine Luther Residential Healthcare		1			1
MID FLORIDA COMMUNITY SERVICES			1	100%	1
MEDHELP			1	100%	1
SUMMIT URGENT CARE - FAYETTEVILLE		1			1
LEE MEMORIAL HOSPITAL OUTPATIENT SURGERY CENTER			1	100%	1
Portsmouth Health and Rehab			1	100%	1

# COVID-19: testing by laboratory

Data through May 16, 2021 verified as of May 17, 2021 at 09:25 AM

Data in this report are provisional and subject to change.

The numbers in the table below represent the number of Florida and non-Florida residents for whom test results were received by the Department of Health. A person can be tested by more than one laboratory and can have both positive and negative results. **Therefore, the sum of the numbers in each column will be larger than the total number of people tested.**

Reporting lab	Inconclusive	Negative	Positive	Percent positive	Total
Kroger 519 - The Little Clinic Staples Mill Road		1			1
bishop rehabilitation and nursing center		1			1
WEST PENSACOLA DIALYSIS CENTER			1	100%	1
SOUTHEASTERN INTEGRATED MEDICAL PL			1	100%	1
Kroger 532 - The Little Clinic Murfreesboro		1			1
PATIENT FIRST-GENERAL BOOTH			1	100%	1
Montgomery Place		1			1
AUGUSTA HEALTH CLINICAL LABORATORY			1	100%	1
SUTTER GOULD MEDICAL FOUNDATION			1	100%	1
HOUSTON DEPARTMENT OF HEALTH AND HUMAN SERVICES			1	100%	1
WEST COAST CLINICAL LABS INC			1	100%	1
ELLIS HOSPITAL URGENT CARE CENTER LAB		1			1
BETHESDA ON TURKEY CREEK			1	100%	1
SANFORD LABORATORY BISMARCK			1	100%	1
Avera Sr. James Care Center		1			1
GABRIELA GOLDSTEIN MD PA			1	100%	1
VETERANS AFFAIRS MEDICAL CENTER - EAST ORANGE			1	100%	1
CVS MO4088POCT LEES SUMMIT		1			1
LAKE URGENT CARE			1	100%	1
ORMC-ARDEN/EOI			1	100%	1
CARDIOLOGY AND FITNESS MEDICINE		1			1
ALL PEDIATRIC CARE PA			1	100%	1
Encompass Health Rehab Hosp Harmarville		1			1
LEE HEALTH KIDS URGENT CARE		1			1
NEW ERA HEALTH CENTER INC		1			1
DR. K PEDIATRICS			1	100%	1
PARTNERS IN PRIMARY CARE		1			1
AIRPORT MEDICAL SOLUTIONS ORLANDO			1	100%	1
COSTAMED GRUPO MEDICO			1	100%	1
BLACK SHEEP MEDICAL			1	100%	1
JOHN D. ARCHBOLD MEMORIAL HOSPITAL			1	100%	1
MOUNT SINAI COMPREHENSIVE CANCER CENTER			1	100%	1
UF HEALTH FAMILY MEDICINE-GOODBYS CREEK			1	100%	1
PALM COAST DRAW STATION/AMERICAN HEALTH ASSOCIATES		1			1
LABONE		1			1
Villages of St.Peters		1			1
LOWER KEYS COMMUNITY HEALTH CENTER			1	100%	1
DR BAWA AND ASSOCIATES			1	100%	1
STONESPRINGS HOSPITAL CENTER			1	100%	1
FAIRVIEW HOSPITAL			1	100%	1
Walgreens #17445		1			1
STAMFORD HOSPITAL			1	100%	1
MOUNT SINAI MEDICAL CENTER OF FLORIDA INC			1	100%	1
INDIANA STATE DEPARTMENT OF HEALTH CLINIC MICROBIOLOGY		1			1
SIGNATURE CARE COLLEGE STATION			1	100%	1
NC STATE LAB OF PUBLIC HEALTH			1	100%	1
United Methodist Communities at The Shores		1			1

# COVID-19: testing by laboratory

Data through May 16, 2021 verified as of May 17, 2021 at 09:25 AM

Data in this report are provisional and subject to change.

The numbers in the table below represent the number of Florida and non-Florida residents for whom test results were received by the Department of Health. A person can be tested by more than one laboratory and can have both positive and negative results. **Therefore, the sum of the numbers in each column will be larger than the total number of people tested.**

Reporting lab	Inconclusive	Negative	Positive	Percent positive	Total
ManorCare Yeadon		1			1
MEDLABS OF FLORIDA LLC D/B/A MEDLABS DIAGNOSTICS		1			1
PEDIATRIC PARTNERS OF ZEPHYRHILLS PA			1	100%	1
XSTREMEMD			1	100%	1
INTERNAL MEDICINE EMILIA MURRAY MD PA		1			1
MERITUS MEDICAL CENTER			1	100%	1
JOSEPH REINA PHARMACY INC DBA JRX PHAR		1			1
KEYS PEDIATRICS PLLC			1	100%	1
FOUNDCARE HEALTH			1	100%	1
LABORATORY SERVICES SGHS - CAMDEN		1			1
MISSOURI DEPARTMENT OF HEALTH AND SENIOR SERVICES - STATE PH LAB		1			1
MEDEXPRESS URGENT CARE - LINDEN		1			1
TAMPA GENERAL MEDICAL GROUP LABORATORY HEALTHPARK			1	100%	1
HEART HOSPITAL OF LAFAYETTE: EMERGENCY ROOM			1	100%	1
STEELFUSION CLINICAL TOXICOLOGY LABS			1	100%	1
WELLMED AT LINEBAUGH AVE			1	100%	1
PRIMEX CLINICAL LABORATORIES INC			1	100%	1
HOME AIDE SVC OF EASTERN NY INC D/B/A		1			1
UFHEALTH			1	100%	1
Ernest Childers Outpatient Clinic		1			1
MARQUETTE GENERAL HOSPITAL			1	100%	1
RIVERSIDE COUNTY PUBLIC HEALTH LABORATORY			1	100%	1
Arbors at Gallipolis		1			1
PACE UNIVERSITY HEALTH CARE		1			1
ALPHA CLINICAL LABORATORY CORP.			1	100%	1
TRUMAN MEDICAL CENTER - HOSPITAL HILL			1	100%	1
GEAUGA REGIONAL HOSPITAL		1			1
VALLEY VISTA CARE CENTER		1			1
MOBILE INFIRMARY MEDICAL CENTER			1	100%	1
PM PEDIATRICS OF VIRGINIA			1	100%	1
BEST CHOICE WELLNESS & LABORATORY LLC			1	100%	1
FRESENIUS KIDNEY CARE OCALA			1	100%	1
INTEGRATED GENETICS SEQUENOM		1			1
Crowne Health Care of Thomasville		1			1
FAMILY MEDICAL CARE OF MOUNT DORA INC			1	100%	1
Kroger 825 - The Little Clinic Dorothy Lane		1			1
KINGMAN REGIONAL MEDICAL CENTER			1	100%	1
SIGNATURE CARE MEMORIAL CITY			1	100%	1
Kroger 447 - The Little Clinic Lebanon		1			1
Vi at Aventura		1			1
PINNACLE PAIN CENTER PS DBA LYNX HEALTHCARE		1			1
LEGACY SPECIALTY PHARMACY CORP			1	100%	1
SUSAN F. WILLIAMS M.D., P.A.			1	100%	1
WATERVIEW HILLS REHABILITATION AND NUR		1			1
Kroger - KRO70600172		1			1
EDWARD HOSPITAL			1	100%	1
SOUTHWESTERN VERMONT MEDICAL CENTER			1	100%	1



# COVID-19: testing by laboratory

Data through May 16, 2021 verified as of May 17, 2021 at 09:25 AM

Data in this report are provisional and subject to change.

The numbers in the table below represent the number of Florida and non-Florida residents for whom test results were received by the Department of Health. A person can be tested by more than one laboratory and can have both positive and negative results. **Therefore, the sum of the numbers in each column will be larger than the total number of people tested.**

Reporting lab	Inconclusive	Negative	Positive	Percent positive	Total
CRESTVIEW MED CLIN LAB			1	100%	1
PENSACOLA PATHOLOGY		1			1
PHYSICIANS OF CENTRAL FLORIDA			1	100%	1
CHILDRENS SPECIALIST PEDIATRIC PULMMOLOGY &			1	100%	1
ADVENTHEALTH MEDICAL GROUP INTERNAL MEDICINE AT MILLS			1	100%	1
EUGENE T FINAN, MD			1	100%	1
RED HOOK FAMILY PRACTICE		1			1
MCR HEALTH VENICE PEDIATRICS			1	100%	1
MEDCOR INC			1	100%	1
Citadel		1			1
HAVASU REGIONAL MEDICAL CENTER			1	100%	1
RESTORE MEDICAL PARTNERS PLLC			1	100%	1
Smg/North Jersey Hematology & Oncology		1			1
MEDEXPRESS URGENT CARE - PATRICK STREE			1	100%	1
CARESPOT - MIAMI GARDENS			1	100%	1
FLAGLER MEDICAL ASSOCIATES PA			1	100%	1
SANTA MONICA CA-UCLA MC			1	100%	1
FAMILY INTERNAL MEDICINE OF CLERMONT			1	100%	1
FLORIDA CLINICAL LABORATORY INC DBA			1	100%	1
PAMC MICRO LAB			1	100%	1
AMERICAN FAMILY CARE - SMYRNA			1	100%	1
FAMILY PHYSICIANS OF WINTER PARK, INC			1	100%	1
CLUB HEALTH AND REHABILITATION CENTER, THE		1			1
HALIFAX HEALTH PRIMARY CARE ORMOND			1	100%	1
SHANDSCAIR FLIGHT PROGRAM			1	100%	1
Advanced Rehabilitation of Vernon		1			1
CROSS CREEK HEALTH CARE		1			1
PIONEER CLINICAL RESEARCH LLC			1	100%	1
NULL			1	100%	1
CARLTON SHORES HEALTH AND REHABILITATION CENTER			1	100%	1
PM PEDIATRICS OF BAYSIDE PLLC - STATEN		1			1
NORTHSIDE PEDIATRICS & ADOLESCENT MEDI		1			1
FELD ENTERTAINMENT			1	100%	1
SEPULVEDA OUTPATIENT AND NURSING HOME CARE			1	100%	1
Kroger 410 - The Little Clinic Trinity		1			1
Redwood Springs Healthcare			1	100%	1
ADVANCED URGENT CARE PLLC		1			1
BEAUMONT HOSPITAL, GROSSE POINTE			1	100%	1
CLINICAL RESEARCH OF WEST FLORIDA		1			1
Courtenay Springs Village			1	100%	1
BIOMERIEUX			1	100%	1
ACUPATH LABORATORIES INC			1	100%	1
HILTON HEAD HOSPITAL/INPATIENT			1	100%	1
MANOR CARE OF DELRAY BEACH FL LLC		1			1
Linley Park Rehabilitation & Healthcare Center		1			1
CLEVELAND CLINIC AKRON GENERAL			1	100%	1
COLUMBIA CREST CARE & RAHAB		1			1

# COVID-19: testing by laboratory

Data through May 16, 2021 verified as of May 17, 2021 at 09:25 AM

Data in this report are provisional and subject to change.

The numbers in the table below represent the number of Florida and non-Florida residents for whom test results were received by the Department of Health. A person can be tested by more than one laboratory and can have both positive and negative results. **Therefore, the sum of the numbers in each column will be larger than the total number of people tested.**

Reporting lab	Inconclusive	Negative	Positive	Percent positive	Total
MISSION HOSPITAL - MEMORIAL CAMPUS			1	100%	1
CONCORDIA MANOR			1	100%	1
UNITYPOINT HEALTH TRINITY			1	100%	1
KIOSK MEDICINE OF KENTUCKY LLC		1			1
Elderwood at Lockport		1			1
ST. JOHN HOSPITAL & MEDICAL CENTER			1	100%	1
QLABS			1	100%	1
UNIVERSITY OF TOLEDO MEDICAL CENTER			1	100%	1
SACRED HEART HOSPITAL NURSING			1	100%	1
QUICK FAMILY URGENT CARE LLC			1	100%	1
MEDICAL SPECIALISTS OF THE PALM BEACHES INC			1	100%	1
CHC SOUTHWEST FLORIDA LAB-LIVE			1	100%	1
GUIDEWELL SANITAS			1	100%	1
ALLIANCE MD DIRECT PRIMARY CARE			1	100%	1
LAKEVIEW REGIONAL HOSPITAL			1	100%	1
SPHERE DX			1	100%	1
White River Health Care Center		1			1
WALGREENS #10854		1			1
LUMICO LIFE INSURANCE COMPANY		1			1
BAY AREA HOSPITAL LAB & HST		1			1
DOCTORS AFTER HOURS URGENT CARE CENTER			1	100%	1
RIDGE OPTUM FLORIDA			1	100%	1
LAKE MARY DIALYSIS			1	100%	1
KAISER PERMANENTE FACTORIA LAB			1	100%	1
LEHIGH REGIONAL WOUND CENTER			1	100%	1
UNC HOSPITALS			1	100%	1
METROPOLITAN METHODIST HOSPITAL			1	100%	1
Encompass Health Rehab Hosp Salisbury		1			1
DAYTON CHILDRENS HOSPITAL LAB			1	100%	1
Mission Arch Center		1			1
PARK AVENUE DERMATOLOGY NORTH			1	100%	1
BAXTER REGIONAL MEDICAL CENTER			1	100%	1
HOWELL BRANCH COURT			1	100%	1
UNLIMITED MEDICAL SERVICES OF FL PL DBA		1			1
WAYCROSS INTRTNAL MEDICINE			1	100%	1
ST VINCENTS OUTPATIENT IMAGING		1			1
TRAVIS LEE THOMPSON MD			1	100%	1
Vibrantlife of El Paso Rehabilitation Center			1	100%	1
Good Samaritan Society - Mountian Lake		1			1
LONG ISLAND MINIMALLY INVASIVE SURGERY		1			1
Kroger 929 - The Little Clinic Corryville		1			1
UNITED HEALTHCARE			1	100%	1
HHCS PHARMACY INC			1	100%	1
PERFECT HEALTH URGENT CARE AND MEDICAL		1			1
FLORIDA MEDICAL CLINIC PA GI			1	100%	1
Perham Living			1	100%	1
SKYRIDGE CLINICAL ASSOCIATES		1			1

# COVID-19: testing by laboratory

Data through May 16, 2021 verified as of May 17, 2021 at 09:25 AM

Data in this report are provisional and subject to change.

The numbers in the table below represent the number of Florida and non-Florida residents for whom test results were received by the Department of Health. A person can be tested by more than one laboratory and can have both positive and negative results. **Therefore, the sum of the numbers in each column will be larger than the total number of people tested.**

Reporting lab	Inconclusive	Negative	Positive	Percent positive	Total
FIRST CARE OF GAINESVILLE			1	100%	1
Kroger 83 - The Little Clinic Rock Road		1			1
BRUSHY CREEK FAMILY HOSPITAL			1	100%	1
PATHOLOGYT & LAB MEDICINE SERVICES			1	100%	1
NAVARRO MEDICAL CENTERS LLC			1	100%	1
MASSACHUSETTS DEPARTMENT OF PUBLIC HEALTH			1	100%	1
CVS NV9586POCT RENO		1			1
SHARP CHULA VISTA MEDICAL CENTER			1	100%	1
NORTHCREST PHYSICIAN SERVICES INC		1			1
NORTH MIAMI BEACH SURGICAL CENTER			1	100%	1
MINUTECLINIC DIAGNOSTIC OF VIRGINIA, LLC #10088		1			1
Kroger 909 - The Little Clinic Hamilton			1	100%	1
WATERMAN VILLAGE HOME CARE			1	100%	1
BAYLOR SCOTT & WHITE MEDICAL SURGICAL CLINIC			1	100%	1
Kittanning Care Center		1			1
FAIRVIEW SOUTHDALE			1	100%	1
MEADOWS PARK HEALTH AND REHABILITATION		1			1
AFC URGENT CARE SWAMPSCOTT			1	100%	1
COLOMBO'S PHARMACY		1			1
RESIDENCES AT MIAMI / REIGN GARDENS LLC, THE			1	100%	1
WALGREENS #4086		1			1
CLERMONT PEDIATRICS, PA			1	100%	1
Seacrest Village		1			1
ADVENTHEALTH MEDICAL GROUP PEDIATRICS DIABETES &			1	100%	1
MEDEXPRESS URGENT CARE - HAMILTON SQUA		1			1
ADVENT HEALTH MEDICAL GROUP MULTISPECIALTY			1	100%	1
CARESPOT - LEE VISTA			1	100%	1
SUMMER PLACE NURSING & REHABILITATION		1			1
Senatobia Healthcare & Rehab		1			1
FRESENIUS KIDNEY CARE HILLSBOROUGH			1	100%	1
INTERNAL MEDICINE OF SOUTHWEST FLORIDA			1	100%	1
NICKLAUS CHILDREN'S DORAL OUTPATIENT CENTER			1	100%	1
CHILDREN'S AT SATELLITE BOULEVARD URGE		1			1
GENERATIONS CENTER OF SPENCER		1			1
Hillside Rehab and Care Center			1	100%	1
Kroger 968 - The Little Clinic Colerain Township		1			1
SCRIPTS PLUS INC DBA THE MEDICINE SHOP		1			1
SAINT AGNES MEDICAL CENTER			1	100%	1
Moab Regional Hospital			1	100%	1
BROOKDALE AVONDALE (BU 04360)			1	100%	1
PIEDMONT QUICKCARE		1			1
CASS LAKE PHS INDIAN HOSPITAL		1			1
Pathways Nursing and Rehabilitation Center		1			1
COMMUNITY MEDICAL CARE			1	100%	1
ODYSSEY HEALTH CARE OF MARION COUNTY LLC		1			1
TWIN			1	100%	1
CARESPOT EXPRESS HEALTHCARE BOYNTON BEACH			1	100%	1

# COVID-19: testing by laboratory

Data through May 16, 2021 verified as of May 17, 2021 at 09:25 AM

Data in this report are provisional and subject to change.

The numbers in the table below represent the number of Florida and non-Florida residents for whom test results were received by the Department of Health. A person can be tested by more than one laboratory and can have both positive and negative results. **Therefore, the sum of the numbers in each column will be larger than the total number of people tested.**

Reporting lab	Inconclusive	Negative	Positive	Percent positive	Total
Strasburg Care Center		1			1
TAMPA HEALTH CARE PROVIDERS PA		1			1
Kroger - KRO70300083			1	100%	1
SJMC PHYSICIAN SERVICES			1	100%	1
GREYSTONE HOME HEALTH OF GREATER ORLANDO LLC		1			1
CAREATC - WISCONSIN PIPE-FITTERS			1	100%	1
Metairie Healthcare Center			1	100%	1
ARNOLD PALMER HOSPITAL LAB POCT		1			1
BASCOM PALMER-MICRO LAB			1	100%	1
<b>Total</b>	<b>108,251</b>	<b>20,502,892</b>	<b>2,970,657</b>	<b>13%</b>	<b>23,581,800</b>