

# COVID-19: summary of cases and monitoring

Data through May 17, 2021 verified as of May 18, 2021 at 09:25 AM

Data in this report are provisional and subject to change.

## Cases: people with positive PCR or antigen test result

<b>Total cases</b>	<b>2,296,785</b>
Florida residents	2,253,896
Non-Florida residents	42,889

### Type of testing

Florida residents	2,253,896
Positive by BPHL/CDC	82,381
Positive by commercial/hospital lab	2,171,515
PCR positive	1,795,011
Antigen positive	458,885
Non-Florida residents	42,889
Positive by BPHL/CDC	1,023
Positive by commercial/hospital lab	41,866
PCR positive	29,199
Antigen positive	13,690

### Characteristics

Florida residents hospitalized	93,388
Florida resident deaths	36,227
Non-Florida resident deaths	727

Hospitalized counts include anyone who was hospitalized at some point during their illness. It does not reflect the number of people currently hospitalized.

More information on deaths identified through death certificate data is available on the National Center for Health Statistics website at [www.cdc.gov/nchs/nvss/vsrr/COVID19/index.htm](http://www.cdc.gov/nchs/nvss/vsrr/COVID19/index.htm).

## Cases: people with positive PCR or antigen test result

### Risk factors for Florida residents

Traveled	18,122
Contact with a known case	904,326
Traveled and contact with a known case	24,514
Neither	1,306,934
No travel and no contact	274,234
Travel is unknown	731,256
Contact is unknown	501,525
Contact is pending	461,422

Travel can be unknown and contact can be unknown or pending for the same case, these numbers will sum to more than the "neither" total.

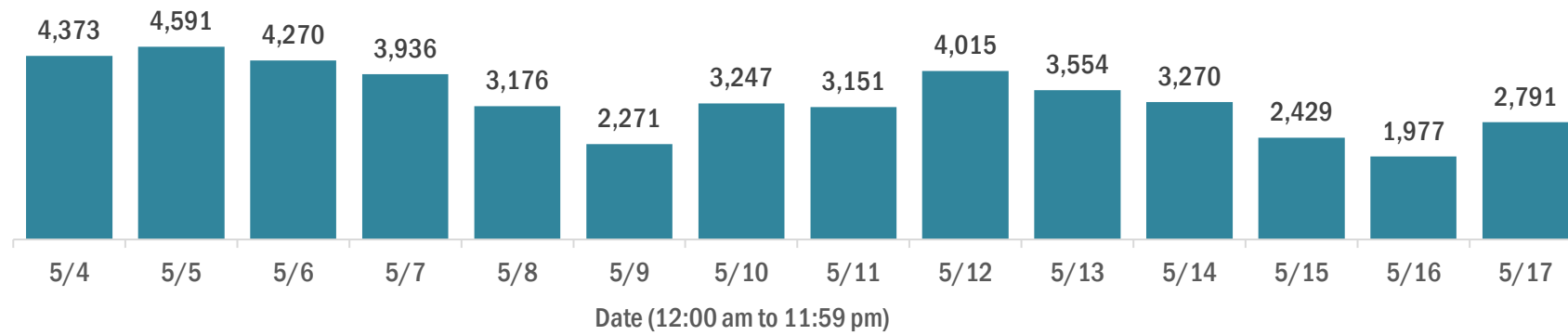
# COVID-19: summary of laboratory testing

Data through May 17, 2021 verified as of May 18, 2021 at 09:25 AM

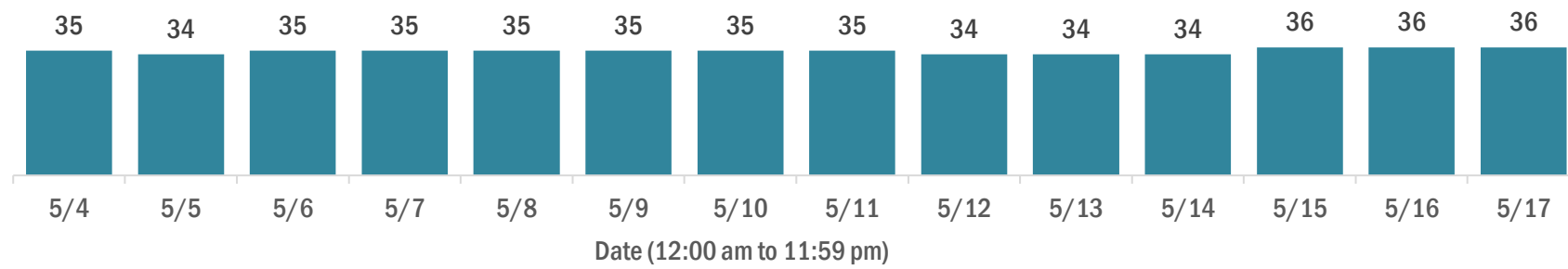
Data in this report are provisional and subject to change.

## Cases in Florida residents per day for the past 2 weeks

### Number of cases per day



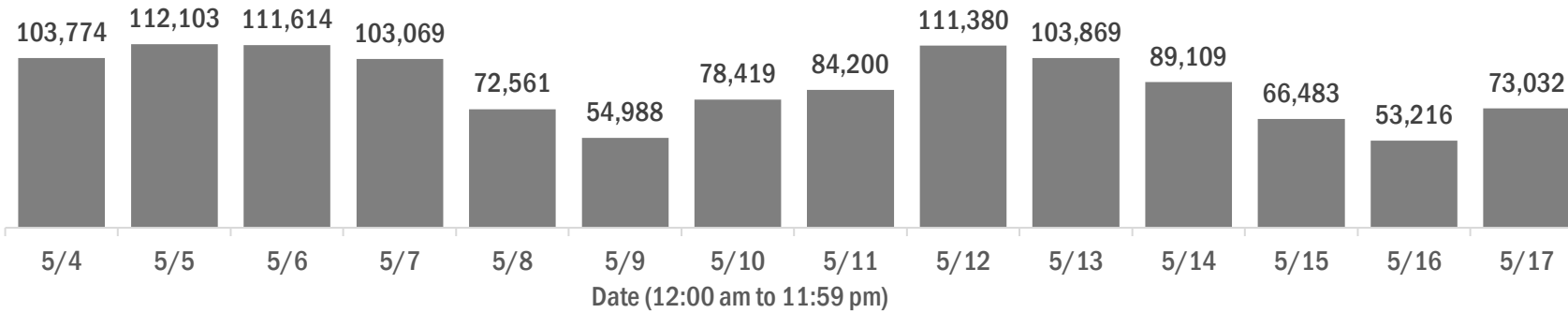
### Median age of cases by day



## Laboratory testing for Florida residents over the past 2 weeks

### Number of Florida residents tested per day

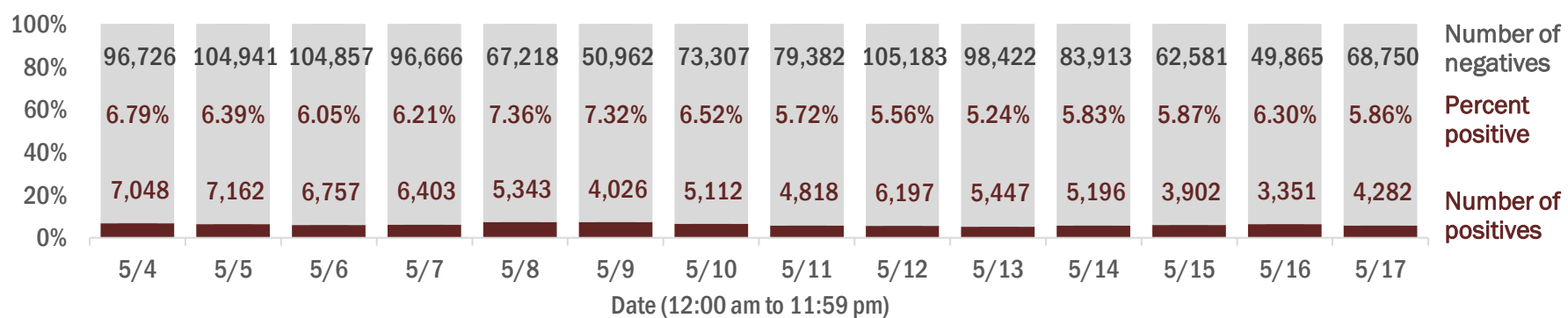
These counts include the number of people for whom the Department received PCR or antigen laboratory results by day. People tested on multiple days will be included for each day a new result was received. A person is only counted once for each day they are tested, regardless of whether multiple specimens are tested or multiple results are received.



### Number and percent of Florida residents with positive test results

The percent of positive results ranged from 5.24% to 7.36% over the past 2 weeks and was 5.86% yesterday.

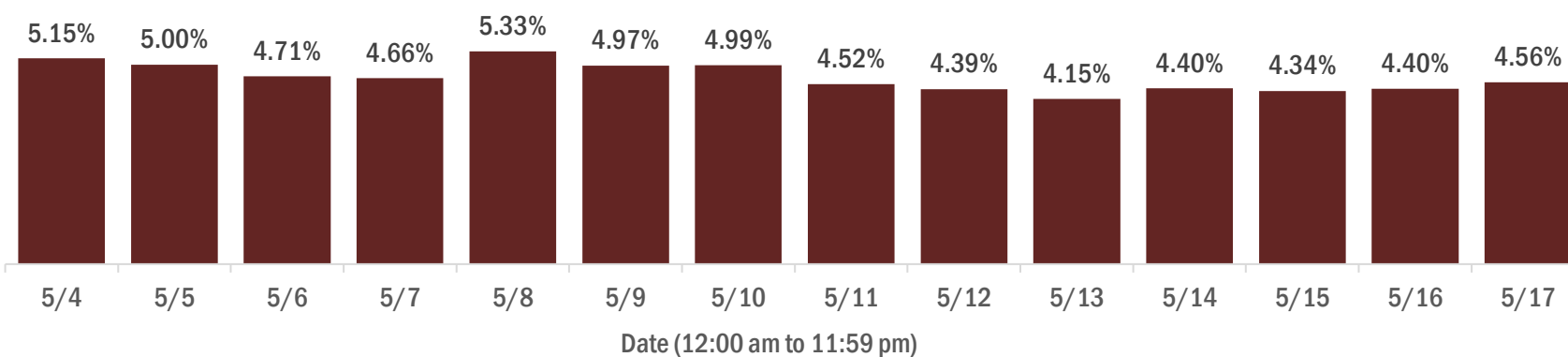
These counts include the number of people for whom the Department received PCR or antigen laboratory results by day. People tested on multiple days will be included for each day a new result was received. A person is only counted once for each day they are tested, regardless of whether multiple specimens are tested or multiple results are received. If a person has a positive specimen and a negative specimen in the same day, only the positive result is counted.



### Percent positivity for new cases in Florida residents

The percent of positive results ranged from 4.15% to 5.33% over the past 2 weeks and was 4.56% yesterday.

This percent is the number of people who test PCR- or antigen-positive for the first time divided by all the people tested that day, excluding people who have previously tested positive.



# COVID-19: characteristics of 2,253,896 Florida resident cases

Data through May 17, 2021 verified as of May 18, 2021 at 09:25 AM

Data in this report are provisional and subject to change.

Age group	Cases	Hospitalizations	Deaths
0-4 years	48,526	2%	642
5-14 years	151,873	7%	640
15-24 years	352,746	16%	2,383
25-34 years	396,352	18%	4,699
35-44 years	352,440	16%	6,982
45-54 years	341,653	15%	10,783
55-64 years	291,701	13%	16,162
65-74 years	175,902	8%	19,312
75-84 years	96,290	4%	19,109
85+ years	44,716	2%	12,667
Unknown	1,697	0%	9
<b>Total</b>	<b>2,253,896</b>	<b>93,388</b>	<b>36,227</b>

Gender	Cases
Female	1,178,754
Male	1,054,694
Unknown	20,448
<b>Total</b>	<b>2,253,896</b>

Ethnicity	Cases	Hospitalizations	Deaths
Hispanic	735,361	33%	23,748
Non-Hispanic	1,109,813	49%	65,455
Unknown	408,722	18%	4,185
<b>Total</b>	<b>2,253,896</b>	<b>93,388</b>	<b>36,227</b>

Race and ethnicity	Cases	Hospitalizations	Deaths
White	1,288,781	57%	61,342
Hispanic	489,374	22%	16,976
Non-Hispanic	708,390	31%	42,611
Unknown	91,017	4%	1,755
Black	300,034	13%	19,429
Hispanic	17,979	1%	842
Non-Hispanic	259,687	12%	18,210
Unknown	22,368	1%	377
Other race	353,732	16%	10,255
Hispanic	177,881	8%	5,419
Non-Hispanic	122,214	5%	4,366
Unknown	53,637	2%	470
Unknown race	311,349	14%	2,362
Hispanic	50,127	2%	511
Non-Hispanic	19,522	1%	268
Unknown	241,700	11%	1,583
<b>Total</b>	<b>2,253,896</b>	<b>93,388</b>	<b>36,227</b>

**Hospitalization** counts include anyone who was hospitalized at some point during their illness. It does not reflect the number of people currently hospitalized. **Other race** includes any person with a race of American Indian/Alaskan native, Asian, native Hawaiian/Pacific Islander, or other.

# COVID-19: deaths in Florida residents and staff of long-term care facilities

Data through May 17, 2021 verified as of May 18, 2021 at 09:25 AM

Data in this report are provisional and subject to change.

For current cases in residents or staff of long-term care facilities, please visit: <https://floridahealthcovid19.gov/>

County	Deaths		County	Deaths		County	Deaths	
Palm Beach	1082	9%	Okaloosa	167	1%	Madison	20	0%
Dade	1022	9%	Hernando	162	1%	Calhoun	18	0%
Pinellas	907	8%	Osceola	143	1%	Flagler	17	0%
Broward	715	6%	Charlotte	138	1%	Gulf	17	0%
Hillsborough	592	5%	Indian River	125	1%	Wakulla	16	0%
Duval	458	4%	Clay	123	1%	Bradford	14	0%
Polk	437	4%	Leon	101	1%	Washington	13	0%
Brevard	416	4%	Highlands	98	1%	Baker	12	0%
Orange	408	4%	Bay	94	1%	Holmes	12	0%
Sarasota	402	4%	Jackson	88	1%	Jefferson	12	0%
Lee	349	3%	St. Johns	88	1%	Gadsden	10	0%
Marion	336	3%	Alachua	82	1%	Lafayette	10	0%
Volusia	305	3%	Santa Rosa	82	1%	Franklin	9	0%
Escambia	288	3%	Suwannee	60	1%	Levy	7	0%
St. Lucie	248	2%	Columbia	52	0%	Desoto	6	0%
Seminole	237	2%	Putnam	45	0%	Dixie	5	0%
Lake	228	2%	Sumter	44	0%	Monroe	5	0%
Pasco	228	2%	Nassau	34	0%	Taylor	3	0%
Collier	196	2%	Walton	30	0%	Hardee	2	0%
Manatee	194	2%	Hendry	29	0%	Hamilton	1	0%
Citrus	177	2%	Okeechobee	24	0%	Liberty	1	0%
Martin	173	2%	Gilchrist	21	0%	Total	11,438	

**Note:** cases are summarized by the county of usual residence. Residents and staff may be cases associated with facilities that are not in their county of usual residence, resulting in cases being included below for counties that do not have facilities with known cases.

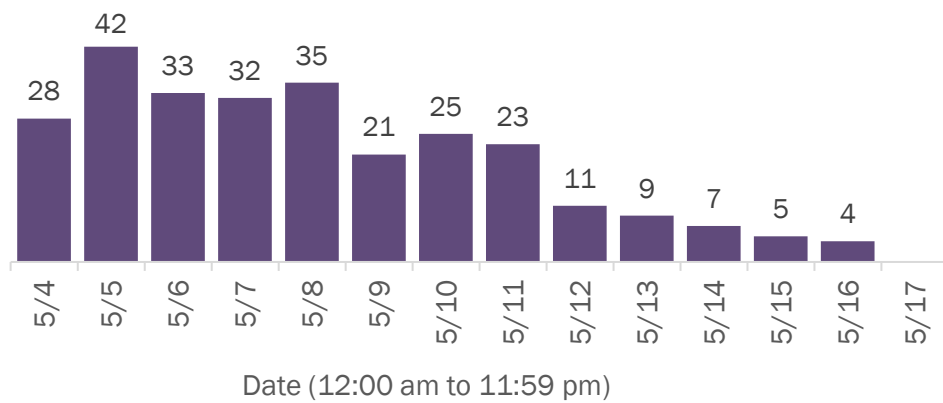
# COVID-19: cases in Florida residents who have died

Data through May 17, 2021 verified as of May 18, 2021 at 09:25 AM

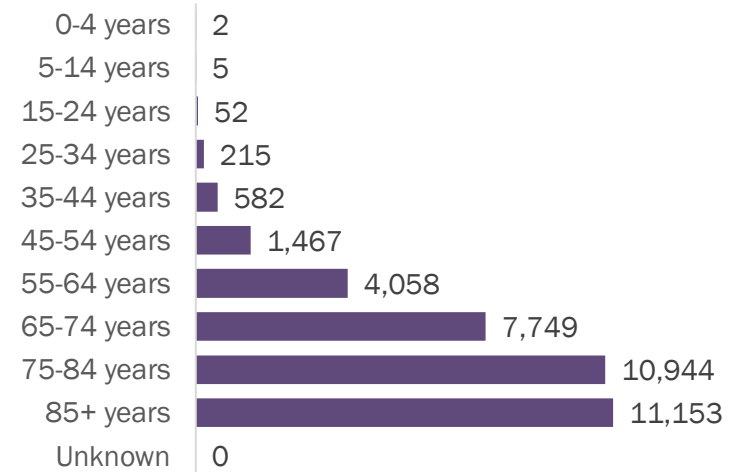
Data in this report are provisional and subject to change.

Demographics for all identified COVID-19 deaths: 36,227

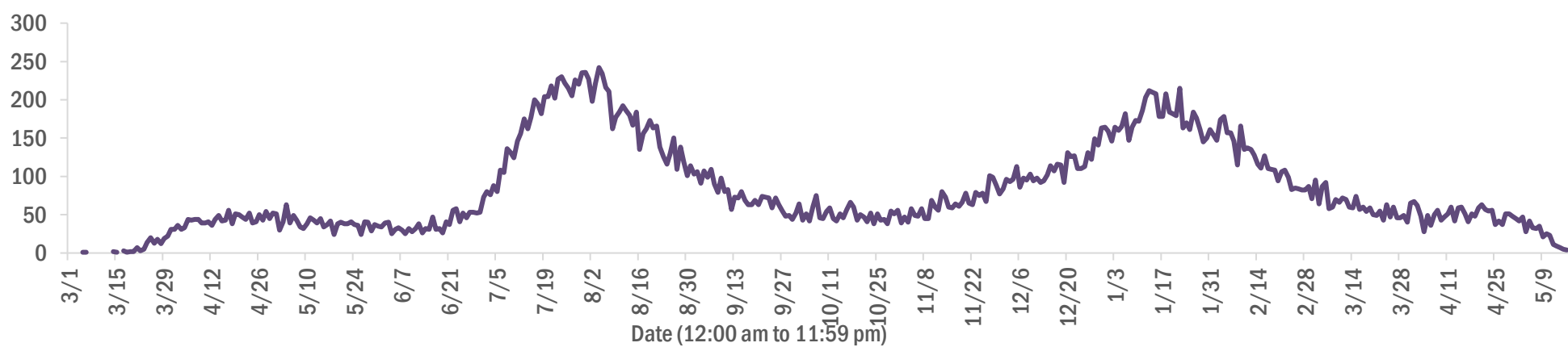
Deaths by date of death for the past 2 weeks



Deaths by age group



Deaths by date of death since March 2020



Age group	Deaths	Cases	Case fatality rate	Mortality rate per 100,000 population
0-4 years	2	48,526	0.0%	0.2
5-14 years	5	151,873	0.0%	0.2
15-24 years	52	352,746	0.0%	2.1
25-34 years	215	396,352	0.1%	7.6
35-44 years	582	352,440	0.2%	22.3
45-54 years	1,467	341,653	0.4%	52.6
55-64 years	4,058	291,701	1.4%	140.3
65-74 years	7,749	175,902	4.4%	319.3
75-84 years	10,944	96,290	11.4%	779.4
85+ years	11,153	44,716	24.9%	1931.1
Unknown	0	1,697	0.0%	
<b>Total</b>	<b>36,227</b>	<b>2,253,896</b>	<b>1.6%</b>	<b>167.7</b>

Race	Deaths	Cases	Case fatality rate	Mortality rate per 100,000 population
White	26,512	1,288,781	2.1%	158.8
Other	2,878	353,732	0.8%	231.3
Black	5,844	300,034	1.9%	159.8
Unknown	993	311,349	0.3%	
<b>Total</b>	<b>36,227</b>	<b>2,253,896</b>	<b>1.6%</b>	<b>167.7</b>

Gender	Deaths	Cases	Case fatality rate	Mortality rate per 100,000 population
Female	15,913	1,178,754	1.3%	144.1
Male	20,314	1,054,694	1.9%	192.4
Unknown	0	20,448	0.0%	
<b>Total</b>	<b>36,227</b>	<b>2,253,896</b>	<b>1.6%</b>	<b>167.7</b>

Ethnicity	Deaths	Cases	Case fatality rate	Mortality rate per 100,000 population
Hispanic	8,517	735,361	1.2%	150.0
Non-Hispanic	25,472	1,109,813	2.3%	160.0
Unknown	2,238	408,722	0.5%	
<b>Total</b>	<b>36,227</b>	<b>2,253,896</b>	<b>1.6%</b>	<b>167.7</b>

# COVID-19: characteristics of 2,253,896 cases

Data through May 17, 2021 verified as of May 18, 2021 at 09:25 AM

Data in this report are provisional and subject to change.

Tables below include cases in Florida residents and non-Florida residents.

All 67 Florida counties have cases:

County	FL resident cases	Non-FL resident cases	Total cases	FL resident deaths	FL death rate	
Dade	489,285	22%	6,636	495,921	6,333	1.3%
Broward	239,479	11%	2,938	242,417	3,026	1.3%
Palm Beach	144,294	6%	2,657	146,951	2,827	2.0%
Orange	138,619	6%	2,254	140,873	1,283	0.9%
Hillsborough	139,315	6%	1,189	140,504	1,770	1.3%
Duval	97,905	4%	1,620	99,525	1,469	1.5%
Pinellas	78,687	3%	1,986	80,673	1,646	2.1%
Lee	70,110	3%	2,322	72,432	987	1.4%
Polk	69,543	3%	494	70,037	1,352	1.9%
Osceola	44,705	2%	806	45,511	518	1.2%
Volusia	43,361	2%	768	44,129	824	1.9%
Brevard	41,620	2%	738	42,358	884	2.1%
Pasco	41,847	2%	356	42,203	777	1.9%
Manatee	38,488	2%	886	39,374	682	1.8%
Collier	35,158	2%	1,389	36,547	539	1.5%
Escambia	32,714	1%	3,692	36,406	698	2.1%
Seminole	34,499	2%	263	34,762	504	1.5%
Sarasota	31,709	1%	1,588	33,297	829	2.6%
Leon	31,484	1%	936	32,420	323	1.0%
Marion	31,402	1%	168	31,570	971	3.1%
Lake	29,863	1%	539	30,402	645	2.2%
St. Lucie	26,762	1%	199	26,961	641	2.4%
Alachua	24,841	1%	308	25,149	281	1.1%
St. Johns	22,652	1%	312	22,964	218	1.0%
Okaloosa	20,487	1%	235	20,722	365	1.8%
Bay	19,600	1%	823	20,423	393	2.0%
Clay	18,939	1%	53	18,992	344	1.8%
Santa Rosa	18,117	1%	261	18,378	291	1.6%
Hernando	14,207	1%	109	14,316	472	3.3%
Charlotte	12,947	1%	216	13,163	426	3.3%
Indian River	12,579	1%	110	12,689	304	2.4%
Martin	12,277	1%	241	12,518	324	2.6%
Citrus	11,153	0%	99	11,252	454	4.1%
Sumter	9,297	0%	109	9,406	278	3.0%
Highlands	8,588	0%	97	8,685	361	4.2%

County	FL resident cases	Non-FL resident cases	Total cases	FL resident deaths	FL death rate	
Nassau	8,047	0%	449	8,496	126	1.6%
Columbia	8,146	0%	44	8,190	169	2.1%
Walton	6,975	0%	883	7,858	88	1.3%
Flagler	7,305	0%	101	7,406	110	1.5%
Monroe	6,636	0%	404	7,040	49	0.7%
Putnam	6,591	0%	24	6,615	153	2.3%
Jackson	6,176	0%	74	6,250	157	2.5%
Gadsden	5,719	0%	17	5,736	99	1.7%
Suwannee	5,338	0%	29	5,367	138	2.6%
Hendry	4,784	0%	17	4,801	84	1.8%
Desoto	4,352	0%	27	4,379	95	2.2%
Okeechobee	4,019	0%	54	4,073	89	2.2%
Baker	3,505	0%	19	3,524	60	1.7%
Levy	3,491	0%	9	3,500	54	1.5%
Wakulla	3,475	0%	14	3,489	56	1.6%
Hardee	3,200	0%	15	3,215	45	1.4%
Unknown	73	0%	3,092	3,165	0	0.0%
Bradford	3,018	0%	13	3,031	57	1.9%
Taylor	2,740	0%	5	2,745	47	1.7%
Washington	2,722	0%	21	2,743	52	1.9%
Holmes	2,237	0%	33	2,270	49	2.2%
Madison	2,050	0%	28	2,078	45	2.2%
Gulf	1,949	0%	23	1,972	45	2.3%
Union	1,835	0%	1	1,836	74	4.0%
Calhoun	1,696	0%	3	1,699	45	2.7%
Hamilton	1,613	0%	20	1,633	25	1.5%
Gilchrist	1,617	0%	5	1,622	44	2.7%
Lafayette	1,621	0%	0	1,621	26	1.6%
Dixie	1,613	0%	3	1,616	24	1.5%
Jefferson	1,475	0%	26	1,501	28	1.9%
Franklin	1,306	0%	34	1,340	20	1.5%
Liberty	1,077	0%	1	1,078	16	1.5%
Glades	962	0%	4	966	19	2.0%
<b>Total</b>	<b>2,253,896</b>	<b>42,889</b>	<b>2,296,785</b>	<b>36,227</b>	<b>1.6%</b>	

# COVID-19: characteristics of 2,253,896 Florida resident cases

Data through May 17, 2021 verified as of May 18, 2021 at 09:25 AM

Data in this report are provisional and subject to change.

The table below includes the cities and counties of residence for cases in Florida residents based on the patient's ZIP Code.

Note that city is not always received as part of the initial notification and may be missing while the case is being investigated.

City and county	Cases
Miami, Dade	283,922
Orlando, Orange	103,066
Jacksonville, Duval	92,059
Tampa, Hillsborough	80,884
Hialeah, Dade	68,403
Fort Lauderdale, Broward	50,630
Hollywood, Broward	45,353
West Palm Beach, Palm Beach	35,298
Kissimmee, Osceola	34,355
Tallahassee, Leon	30,420
Homestead, Dade	30,089
Naples, Collier	29,679
Saint Petersburg, Pinellas	28,616
Pensacola, Escambia	27,291
Fort Myers, Lee	26,841
Bradenton, Manatee	25,039
Boca Raton, Palm Beach	24,540
Lakeland, Polk	24,055
Ocala, Marion	23,062
Pompano Beach, Broward	22,517
Gainesville, Alachua	19,712
Sarasota, Sarasota	19,528
Cape Coral, Lee	18,282
Port Saint Lucie, St. Lucie	17,874
Lake Worth, Palm Beach	17,376
Miami Beach, Dade	16,230
Miramar, Broward	15,611
Clearwater, Pinellas	15,517
Coral Springs, Broward	14,316
Boynton Beach, Palm Beach	14,042
Doral, Dade	13,892
Miami Gardens, Dade	13,241
Panama City, Bay	12,427
Saint Augustine, St. Johns	12,115
Melbourne, Brevard	11,812
Winter Haven, Polk	11,642
Lehigh Acres, Lee	11,629
Riverview, Hillsborough	10,817
Delray Beach, Palm Beach	10,730
Davie, Broward	10,722
Palm Bay, Brevard	9,889
Vero Beach, Indian River	9,707
New Port Richey, Pasco	9,657
Sunrise, Broward	9,406
Saint Cloud, Osceola	8,974
Milton, Santa Rosa	8,765
Fort Pierce, St. Lucie	8,711
Largo, Pinellas	8,584
Spring Hill, Hernando	8,567
Daytona Beach, Volusia	8,545
Coral Gables, Dade	8,531
Apopka, Orange	8,522
Plantation, Broward	8,424
North Miami Beach, Dade	8,318
Davenport, Polk	8,243
Clermont, Lake	8,148
Brandon, Hillsborough	8,115
Deltona, Volusia	7,793
Sanford, Seminole	7,763

# COVID-19: characteristics of 2,253,896 Florida resident cases

Data through May 17, 2021 verified as of May 18, 2021 at 09:25 AM

Data in this report are provisional and subject to change.

The table below includes the cities and counties of residence for cases in Florida residents based on the patient's ZIP Code.

Note that city is not always received as part of the initial notification and may be missing while the case is being investigated.

City and county	Cases
Orange Park, Clay	7,685
Plant City, Hillsborough	7,588
Jupiter, Palm Beach	7,487
Weston, Broward	7,430
Lake City, Columbia	7,390
Deerfield Beach, Broward	6,985
Winter Garden, Orange	6,716
Tamarac, Broward	6,450
Port Charlotte, Charlotte	6,358
Wesley Chapel, Pasco	6,183
Palm Coast, Flagler	6,148
Coconut Creek, Broward	6,087
Margate, Broward	5,949
Stuart, Martin	5,850
Land O Lakes, Pasco	5,837
Deland, Volusia	5,807
Palm Beach Gardens, Palm Beach	5,755
Fort Walton Beach, Okaloosa	5,663
Wellington, Palm Beach	5,591
Palm Harbor, Pinellas	5,559
Oviedo, Seminole	5,556
Palmetto, Manatee	5,539
Winter Park, Orange	5,531
Crestview, Okaloosa	5,441
Lutz, Hillsborough	5,225
Altamonte Springs, Seminole	5,221
Port Orange, Volusia	5,020
Valrico, Hillsborough	4,975
Opa Locka, Dade	4,948
Haines City, Polk	4,894
North Port, Sarasota	4,872
Brooksville, Hernando	4,833
Miami Lakes, Dade	4,783
Venice, Sarasota	4,771
Middleburg, Clay	4,761
Pembroke Pines, Broward	4,759
Hallandale, Broward	4,721
Punta Gorda, Charlotte	4,636
Sebring, Highlands	4,617
Leesburg, Lake	4,538
Ocoee, Orange	4,487
Zephyrhills, Pasco	4,362
Saint Johns, St. Johns	4,296
Seminole, Pinellas	4,285
Ormond Beach, Volusia	4,283
The Villages, Sumter	4,272
Arcadia, Desoto	4,236
Bonita Springs, Lee	4,225
Live Oak, Suwannee	4,129
Pinellas Park, Pinellas	4,116
North Lauderdale, Broward	4,010
Okeechobee, Okeechobee	4,005
Longwood, Seminole	3,996
Ruskin, Hillsborough	3,965
North Miami, Dade	3,962
Immokalee, Collier	3,912
Windermere, Orange	3,882
Cocoa, Brevard	3,878
Navarre, Santa Rosa	3,783



# COVID-19: characteristics of 2,253,896 Florida resident cases

Data through May 17, 2021 verified as of May 18, 2021 at 09:25 AM

Data in this report are provisional and subject to change.

The table below includes the cities and counties of residence for cases in Florida residents based on the patient's ZIP Code.

Note that city is not always received as part of the initial notification and may be missing while the case is being investigated.

City and county	Cases
Casselberry, Seminole	3,677
Port Richey, Pasco	3,509
Hudson, Pasco	3,470
Titusville, Brevard	3,445
Niceville, Okaloosa	3,396
Gulf Breeze, Santa Rosa	3,381
Lake Worth Beach, Palm Beach	3,360
North Fort Myers, Lee	3,299
Dade City, Pasco	3,288
Key West, Monroe	3,282
Cantonment, Escambia	3,272
Winter Springs, Seminole	3,255
Panama City Beach, Bay	3,255
Oakland Park, Broward	3,190
Jacksonville Beach, Duval	3,187
Bartow, Polk	3,182
Lake Mary, Seminole	3,172
Aventura, Dade	3,156
Kissimmee, Polk	3,135
Crawfordville, Wakulla	3,119
New Smyrna Beach, Volusia	3,068
Auburndale, Polk	3,065
Quincy, Gadsden	3,041
Palatka, Putnam	3,036
Lake Wales, Polk	3,015
Merritt Island, Brevard	2,943
Green Cove Springs, Clay	2,898
Tarpon Springs, Pinellas	2,882
Fernandina Beach, Nassau	2,847
Ponte Vedra Beach, St. Johns	2,818
Parkland, Broward	2,798
Cutler Ridge, Dade	2,758
Inverness, Citrus	2,673
Loxahatchee, Palm Beach	2,673
Eustis, Lake	2,657
Wimauma, Hillsborough	2,635
Holiday, Pasco	2,594
Cooper City, Broward	2,589
Perry, Taylor	2,570
Estero, Lee	2,570
Belle Glade, Palm Beach	2,565
Lynn Haven, Bay	2,551
Royal Palm Beach, Palm Beach	2,539
Dunedin, Pinellas	2,525
Clewiston, Hendry	2,473
Marianna, Jackson	2,465
Fleming Island, Clay	2,464
Santa Rosa Beach, Walton	2,440
Key Biscayne, Dade	2,437
Sarasota, Manatee	2,435
Parrish, Manatee	2,388
Rockledge, Brevard	2,375
Odessa, Hillsborough	2,320
Riviera Beach, Palm Beach	2,317
Seffner, Hillsborough	2,286
Avon Park, Highlands	2,208
Defuniak Springs, Walton	2,204
Palm City, Martin	2,200
Mulberry, Polk	2,199

# COVID-19: characteristics of 2,253,896 Florida resident cases

Data through May 17, 2021 verified as of May 18, 2021 at 09:25 AM

Data in this report are provisional and subject to change.

The table below includes the cities and counties of residence for cases in Florida residents based on the patient's ZIP Code.

Note that city is not always received as part of the initial notification and may be missing while the case is being investigated.

City and county	Cases
Mount Dora, Lake	2,186
Labelle, Hendry	2,148
Destin, Okaloosa	2,117
Chipley, Washington	2,112
Groveland, Lake	2,100
Tavares, Lake	2,074
Starke, Bradford	2,044
Lithia, Hillsborough	2,030
Orange City, Volusia	2,027
Pinecrest, Dade	1,984
Maitland, Orange	1,947
Summerfield, Marion	1,945
Yulee, Nassau	1,921
Wauchula, Hardee	1,898
Palmetto Bay, Dade	1,841
Sebastian, Indian River	1,803
Dania, Broward	1,764
Homosassa, Citrus	1,763
Callahan, Nassau	1,753
Lady Lake, Lake	1,746
Macclenny, Baker	1,721
Ponte Vedra, St. Johns	1,709
Gibsonton, Hillsborough	1,665
Edgewater, Volusia	1,664
Crystal River, Citrus	1,659
Carol City, Dade	1,658
Oldsmar, Pinellas	1,630
Dover, Hillsborough	1,617
Lake Placid, Highlands	1,615
Missing, Dade	1,609
Bonifay, Holmes	1,600
Apollo Beach, Hillsborough	1,598
Mayo, Lafayette	1,588
Coconut Grove, Dade	1,581
Hobe Sound, Martin	1,576
Debary, Volusia	1,564
Florida City, Dade	1,561
Palm Springs, Palm Beach	1,524
Pace, Santa Rosa	1,506
Crossings, Dade	1,492
Sun City Center, Hillsborough	1,486
Dunnellon, Marion	1,472
Atlantic Beach, Duval	1,453
Lake Butler, Union	1,424
Lantana, Palm Beach	1,398
Belleview, Marion	1,392
Alachua, Alachua	1,362
North Palm Beach, Palm Beach	1,360
Madison, Madison	1,353
Monticello, Jefferson	1,351
Biscayne Park, Dade	1,347
Williston, Levy	1,290
Safety Harbor, Pinellas	1,287
Ellenton, Manatee	1,285
Indiantown, Martin	1,282
South Miami, Dade	1,274
Graceville, Jackson	1,251
Jensen Beach, Martin	1,241
Lauderhill, Broward	1,233

# COVID-19: characteristics of 2,253,896 Florida resident cases

Data through May 17, 2021 verified as of May 18, 2021 at 09:25 AM

Data in this report are provisional and subject to change.

The table below includes the cities and counties of residence for cases in Florida residents based on the patient's ZIP Code.

Note that city is not always received as part of the initial notification and may be missing while the case is being investigated.

City and county	Cases
Satellite Beach, Brevard	1,225
Lecanto, Citrus	1,214
Newberry, Alachua	1,212
Century, Escambia	1,185
Beverly Hills, Citrus	1,171
Englewood, Charlotte	1,161
Havana, Gadsden	1,144
Hilliard, Nassau	1,134
El Portal, Dade	1,118
Freeport, Walton	1,111
Trenton, Gilchrist	1,110
Wilton Manors, Broward	1,104
Wildwood, Sumter	1,102
Nokomis, Sarasota	1,099
Keystone Heights, Clay	1,073
Key Largo, Monroe	1,061
Blountstown, Calhoun	1,056
Bushnell, Sumter	1,051
Frostproof, Polk	1,047
Jasper, Hamilton	1,045
Lauderdale Lakes, Broward	1,030
Medley, Dade	1,024
Hernando, Citrus	1,012
Wewahitchka, Gulf	1,007
Polk City, Polk	1,006
Mary Esther, Okaloosa	987
Dunnellon, Citrus	976
Sanderson, Baker	962
Minneola, Lake	956
Fellsmere, Indian River	953
Spring Hill, Pasco	944
Shalimar, Okaloosa	933
Fisher Island, Dade	924
Marco Island, Collier	917
Everglades National Park, Dade	910
Port Saint Joe, Gulf	908
Moore Haven, Glades	896
Trinity, Pasco	891
Chiefland, Levy	890
Sorrento, Lake	889
Cocoa Beach, Brevard	887
Thonotosassa, Hillsborough	887
Pahokee, Palm Beach	875
High Springs, Alachua	874
Fort Meade, Polk	865
Fruitland Park, Lake	861
Coleman, Sumter	854
Englewood, Sarasota	844
South Bay, Palm Beach	843
Bristol, Liberty	833
Indialantic, Brevard	830
Cross City, Dixie	828
Glen Saint Mary, Baker	817
Southwest Ranches, Broward	812
Crescent City, Putnam	798
Umatilla, Lake	796
Marathon, Monroe	795
West Melbourne, Brevard	774
Interlachen, Putnam	764

# COVID-19: characteristics of 2,253,896 Florida resident cases

Data through May 17, 2021 verified as of May 18, 2021 at 09:25 AM

Data in this report are provisional and subject to change.

The table below includes the cities and counties of residence for cases in Florida residents based on the patient's ZIP Code.

Note that city is not always received as part of the initial notification and may be missing while the case is being investigated.

City and county	Cases
Miramar Beach, Walton	762
Lake Alfred, Polk	758
Fort Myers Beach, Lee	751
Chattahoochee, Gadsden	736
Weeki Wachee, Hernando	729
Old Town, Dixie	726
Bowling Green, Hardee	721
Jacksonville, St. Johns	706
Olympia Heights, Dade	704
Uleta, Dade	701
Silver Springs, Marion	697
South Daytona, Volusia	693
Lawtey, Bradford	684
Fort White, Columbia	684
Neptune Beach, Duval	681
Coral, Dade	679
Belle Isle, Orange	658
Surfside, Dade	657
Palm Beach, Palm Beach	652
Mascotte, Lake	638
Gulfport, Pinellas	633
Bronson, Levy	632
Bunnell, Flagler	622
Baker, Okaloosa	621
Clearwater Beach, Pinellas	612
Rotunda West, Charlotte	588
Sneads, Jackson	574
Mims, Brevard	571
Myakka City, Manatee	570
Hawthorne, Alachua	562
Jay, Santa Rosa	556
Dundee, Polk	551
Oxford, Sumter	549
Alva, Lee	544
Cape Canaveral, Brevard	538
Carrabelle, Franklin	537
Oakland, Orange	532
Tavernier, Monroe	527
Ocklawaha, Marion	523
Zolfo Springs, Hardee	522
Missing, Volusia	521
Citra, Marion	519
Melbourne Beach, Brevard	519
Indian Harbour Beach, Brevard	516
Florida State University, Leon	512
Bal Harbour, Dade	509
Sweetwater, Dade	509
Cottondale, Jackson	509
Flagler Beach, Flagler	504
Celebration, Osceola	494
Molino, Escambia	494
Midway, Gadsden	491
Youngstown, Bay	490
Webster, Sumter	485
East Palatka, Putnam	477
Bell, Gilchrist	464
Altha, Calhoun	453
De Leon Springs, Volusia	448
Branford, Suwannee	444

# COVID-19: characteristics of 2,253,896 Florida resident cases

Data through May 17, 2021 verified as of May 18, 2021 at 09:25 AM

Data in this report are provisional and subject to change.

The table below includes the cities and counties of residence for cases in Florida residents based on the patient's ZIP Code.

Note that city is not always received as part of the initial notification and may be missing while the case is being investigated.

City and county	Cases
Eagle Lake, Polk	443
Apalachicola, Franklin	438
West Miami, Dade	437
Missing, Orange	434
Archer, Alachua	429
Haverhill, Palm Beach	425
Osprey, Sarasota	421
Floral City, Citrus	416
Ave Maria, Collier	413
Chuluota, Seminole	411
Tequesta, Palm Beach	402
Lake Park, Palm Beach	401
Holly Hill, Volusia	401
Hastings, St. Johns	397
Centerville, Leon	397
Grand Island, Lake	386
Pierson, Volusia	385
Grand Ridge, Jackson	380
Raiford, Union	376
Montverde, Lake	371
Indian Rocks Beach, Pinellas	350
Malabar, Brevard	350
Gotha, Orange	350
Hallandale Beach, Broward	348
Alafaya, Orange	345
Bryceville, Nassau	345
Greenville, Madison	340
Satsuma, Putnam	339
Vernon, Washington	336
Lake Panasoffkee, Sumter	333
Fort McCoy, Marion	333
Elkton, St. Johns	332
Kenneth City, Pinellas	331
Malone, Jackson	322
Sebastian, Brevard	321
Reddick, Marion	320
Jennings, Hamilton	320
Melrose, Putnam	320
Eastpoint, Franklin	312
Belleair, Pinellas	311
Laurel Hill, Okaloosa	310
San Antonio, Pasco	309
Anthony, Marion	309
Geneva, Seminole	307
Morrison, Levy	306
Winter Park, Seminole	304
Valparaiso, Okaloosa	303
Greenacres, Palm Beach	303
Westville, Holmes	302
Lehigh, Lee	297
O'Brien, Suwannee	295
Greenwood, Jackson	286
Fern Park, Seminole	283
Kindred, Osceola	282
Ponce De Leon, Holmes	278
South Pasadena, Pinellas	269
Eglin Air Force Base, Okaloosa	267
Poinciana, Polk	262
Inlet Beach, Walton	262

# COVID-19: characteristics of 2,253,896 Florida resident cases

Data through May 17, 2021 verified as of May 18, 2021 at 09:25 AM

Data in this report are provisional and subject to change.

The table below includes the cities and counties of residence for cases in Florida residents based on the patient's ZIP Code.

Note that city is not always received as part of the initial notification and may be missing while the case is being investigated.

City and county	Cases
University Of Central Fl, Orange	261
Weirsdale, Marion	261
Sanibel, Lee	260
Islamorada, Monroe	260
Edgewood, Orange	252
Cutler Bay, Dade	249
Fountain, Bay	246
White Springs, Hamilton	246
Longboat Key, Manatee	245
Lee, Madison	245
Southport, Bay	242
Saint James City, Lee	238
Gretna, Gadsden	237
Madeira Beach, Pinellas	230
Hosford, Liberty	229
Howey-In-The-Hills, Lake	228
Astatula, Lake	228
Wellborn, Suwannee	226
Lakewood Ranch, Manatee	225
Holt, Okaloosa	223
Juno Beach, Palm Beach	221
Lake Helen, Volusia	220
Lauderdale By The Sea, Broward	219
Atlantis, Palm Beach	219
Babson Park, Polk	218
Holmes Beach, Manatee	215
Mcdavid, Escambia	214
Osteen, Volusia	212
Micanopy, Alachua	209
Bay Harbor Islands, Dade	208
Altoona, Lake	207
Center Hill, Sumter	200
Zellwood, Orange	200
Sopchoppy, Wakulla	199
Azalea Park, Orange	198
Alford, Jackson	194
Mcalpin, Suwannee	192
Bokeelia, Lee	191
The Villages, Lake	189
Viera, Brevard	186
The Villages, Marion	183
Golden Beach, Dade	183
Odessa, Pasco	182
Hypoluxo, Palm Beach	182
Missing, Lee	181
Mangonia Park, Palm Beach	178
Pomona Park, Putnam	178
Paisley, Lake	174
Summerland Key, Monroe	173
Oak Hill, Volusia	173
Rocky Point, Hillsborough	172
Ponce Inlet, Volusia	170
University Of Fl, Alachua	168
University Of Miami, Dade	167
Grant-Valkaria, Brevard	166
Caryville, Washington	163
Lutz, Pasco	163
Bay Lake, Orange	161
Sumterville, Sumter	161

# COVID-19: characteristics of 2,253,896 Florida resident cases

Data through May 17, 2021 verified as of May 18, 2021 at 09:25 AM

Data in this report are provisional and subject to change.

The table below includes the cities and counties of residence for cases in Florida residents based on the patient's ZIP Code.

Note that city is not always received as part of the initial notification and may be missing while the case is being investigated.

City and county	Cases
Hollister, Putnam	159
Lockhart, Orange	157
Citrus Springs, Citrus	155
Christmas, Orange	153
Big Pine Key, Monroe	152
Hiwassee, Orange	151
Carrollwood, Hillsborough	149
Lady Lake, Sumter	148
San Mateo, Putnam	148
Inglis, Levy	148
Missing, Pinellas	145
West Park, Broward	142
University Of Central Florida, Orange	139
Missing, St. Johns	139
Clair-Mel City, Hillsborough	139
Lake Hamilton, Polk	136
Harmony, Osceola	136
Buena Ventura Lakes, Osceola	136
Baldwin, Duval	135
Cloud Lake, Palm Beach	134
Missing, Sumter	133
Clarksville, Calhoun	132
Apopka, Seminole	131
Hampton, Bradford	131
Kendall, Dade	131
Placida, Charlotte	128
Steinhatchee, Taylor	127
Matlacha, Lee	124
Belleair Beach, Pinellas	124
City Of Sunrise, Broward	124
Seville, Volusia	123
Temple Terrace, Hillsborough	121
Dania Beach, Broward	120
Tierra Verde, Pinellas	120
Lighthouse Point, Broward	120
Sunny Isles Beach, Dade	117
Barry University, Dade	117
Astor, Lake	116
Saint Leo, Pasco	116
Callaway, Bay	116
Dinsmore, Duval	115
Panacea, Wakulla	115
Hurlburt Field, Okaloosa	113
Cedar Key, Levy	113
Bradenton Beach, Manatee	110
Florahome, Putnam	109
Canal Point, Palm Beach	108
Brooker, Bradford	108
Princeton, Dade	106
Lamont, Jefferson	105
Tyndall Air Force Base, Bay	105
Waldo, Alachua	104
Florida Gulf Coast Univ, Lee	103
Barefoot Bay, Brevard	102
Fruit Cove, St. Johns	102
Kathleen, Polk	99
Missing, Lake	99
South Fort Myers, Lee	98
University Of South Florida, Hillsborough	97

# COVID-19: characteristics of 2,253,896 Florida resident cases

Data through May 17, 2021 verified as of May 18, 2021 at 09:25 AM

Data in this report are provisional and subject to change.

The table below includes the cities and counties of residence for cases in Florida residents based on the patient's ZIP Code.

Note that city is not always received as part of the initial notification and may be missing while the case is being investigated.

City and county	Cases
Bascom, Jackson	96
Lorida, Highlands	96
Ocean Ridge, Palm Beach	95
Crystal Beach, Pinellas	94
Pinetta, Madison	93
Maitland, Seminole	92
Fort Denaud, Hendry	91
F M, Lee	89
Missing, St. Lucie	88
Saint Pete Beach, Pinellas	88
Yalaha, Lake	87
Missing, Marion	85
Boca Grande, Lee	83
Welaka, Putnam	82
Patrick Air Force Base, Brevard	81
Wekiwa Springs, Seminole	80
Eatonville, Orange	80
Palma Ceia, Hillsborough	77
North Venice, Sarasota	76
Miami Springs, Dade	73
Cudjoe Key, Monroe	73
Avon Park, Polk	73
Anna Maria, Manatee	72
Missing, Duval	72
Campbellton, Jackson	72
Ochopee, Collier	71
Missing, Palm Beach	69
Air Mail Facility, Dade	69
Reunion, Osceola	69
Georgetown, Putnam	69
Northdale, Hillsborough	68
Stock Island, Monroe	68
Felda, Hendry	68
Greensboro, Gadsden	67
Destin, Walton	67
Missing, Pasco	67
Treasure Island, Pinellas	64
North Redington Beach, Pinellas	64
Micco, Brevard	61
Duette, Manatee	60
Mexico Beach, Bay	60
Bellview, Escambia	59
Bonita Beach, Lee	59
University Of Tampa, Hillsborough	59
Walnut Hill, Escambia	58
Lake Suzy, Desoto	58
Highland City, Polk	58
Orlando, Seminole	58
Okahumpka, Lake	58
Singer Island, Palm Beach	57
Miami, Broward	57
Ona, Hardee	56
Green Acres, Palm Beach	56
Miromar Lakes, Lee	55
Heathrow, Seminole	54
Aloma, Orange	54
Enterprise, Volusia	54
Missing, Santa Rosa	54
Naranja, Dade	53



# COVID-19: characteristics of 2,253,896 Florida resident cases

Data through May 17, 2021 verified as of May 18, 2021 at 09:25 AM

Data in this report are provisional and subject to change.

The table below includes the cities and counties of residence for cases in Florida residents based on the patient's ZIP Code.

Note that city is not always received as part of the initial notification and may be missing while the case is being investigated.

City and county	Cases
Stetson University, Volusia	52
Orlando, Dade	52
Town N Country, Hillsborough	52
Intercession City, Osceola	51
Palm Beach Shores, Palm Beach	51
Salt Springs, Marion	51
Terra Ceia, Manatee	51
Florida International Univ, Dade	50
Waverly, Polk	50
Missing, Broward	49
Bayonet Point, Pasco	48
Kenansville, Osceola	47
Cinco Bayou, Okaloosa	47
Eaton Park, Polk	47
Florence Villa, Polk	47
Missing, Hillsborough	46
Ebro, Washington	45
Miami Shores, Dade	45
Village Wellington, Palm Beach	45
Sugarloaf Key, Monroe	45
Key Colony Beach, Monroe	45
Orlando, Osceola	44
Sewalls Point, Martin	44
Manalapan, Palm Beach	43
Bradley, Polk	43
North Bay Village, Dade	43
Missing, Seminole	43
Lacoochee, Pasco	43
Gulf Breeze, Escambia	43
Lakeshore, Polk	42
Village Of Wellington, Palm Beach	42
Ridge Manor, Pasco	42
Cortez, Manatee	41
Bayshore Gardens, Manatee	41
Hialeah Gardens, Dade	41
Poinciana, Osceola	41
Saint Johns, Duval	40
Bonaventure, Broward	40
Pine Hills, Orange	40
Florida A And M University, Leon	39
Davenport, Osceola	39
Westlake, Palm Beach	39
Eloise, Polk	39
Pasadena, Pinellas	39
Univ Of FI Student Dorms, Alachua	39
Jupiter, Martin	38
Ponte Vedra, Duval	38
Highland Beach, Palm Beach	37
Lealman, Pinellas	37
Bay Pines, Pinellas	37
Tice, Lee	37
Lulu, Columbia	37
Orlando, Volusia	37
Orlando, Broward	37
Venus, Highlands	36
Homeland, Polk	36
Palm Shores, Brevard	35
Orlando, Polk	35
Pine Castle, Orange	35

# COVID-19: characteristics of 2,253,896 Florida resident cases

Data through May 17, 2021 verified as of May 18, 2021 at 09:25 AM

Data in this report are provisional and subject to change.

The table below includes the cities and counties of residence for cases in Florida residents based on the patient's ZIP Code.

Note that city is not always received as part of the initial notification and may be missing while the case is being investigated.

City and county	Cases
Hallandale Beach, Broward	34
Flemington, Marion	34
Siesta Key, Sarasota	34
City Of Westlake, Palm Beach	34
Missing, Brevard	33
Sydney, Hillsborough	33
Little Torch Key, Monroe	33
Indian Lake Estates, Polk	33
Dowling Park, Suwannee	33
Mcintosh, Marion	32
Kinard, Calhoun	32
Bagdad, Santa Rosa	32
Wekiva Springs, Seminole	32
Alturas, Polk	32
Palmdale, Glades	31
South Palm Beach, Palm Beach	31
Nocatee, Desoto	31
Homosassa Springs, Citrus	31
Missing, Citrus	30
Saint Marks, Wakulla	30
Westchase, Hillsborough	30
Penney Farms, Clay	30
Chokoloskee, Collier	29
Bonita Springs, Collier	29
Archer, Levy	29
Pembroke Park, Broward	29
Missing, Manatee	29
New Smyrna, Volusia	28
Missing, Indian River	28
Tangerine, Orange	28
Hawthorne, Putnam	28
Horseshoe Beach, Dixie	28
Sparr, Marion	28
Long Key, Monroe	27
Caryville, Holmes	27
Florida State, Leon	27
Balm, Hillsborough	27
Orange Lake, Marion	27
Earleton, Alachua	26
Fort Lauderdale, Dade	26
Orlando, Hillsborough	26
Loughman, Polk	26
Labelle, Glades	26
Paxton, Walton	26
Redington Shores, Pinellas	26
South Miami Heights, Dade	25
Pensacola Beach, Santa Rosa	25
Yankeetown, Levy	25
Buckingham, Lee	25
Tioga, Alachua	25
Missing, Monroe	25
Missing, Escambia	25
Goulds, Dade	24
Santa Fe, Alachua	24
Union Park, Orange	24
Wabasso, Indian River	24
Boca Raton, Broward	24
La Crosse, Alachua	24
Bostwick, Putnam	24

# COVID-19: characteristics of 2,253,896 Florida resident cases

Data through May 17, 2021 verified as of May 18, 2021 at 09:25 AM

Data in this report are provisional and subject to change.

The table below includes the cities and counties of residence for cases in Florida residents based on the patient's ZIP Code.

Note that city is not always received as part of the initial notification and may be missing while the case is being investigated.

City and county	Cases
Champions Gate, Polk	22
Florida Dept Of Corrections, Union	22
Fort Ogden, Desoto	22
Wausau, Washington	22
Plymouth, Orange	22
Citrus Ridge, Indian River	22
Crystal Springs, Pasco	22
Mango, Hillsborough	22
Kissimmee, Orange	22
Laud-By-The-Sea, Broward	22
Ramrod Key, Monroe	22
Missing, Okaloosa	22
Branford, Lafayette	22
Mexico Beach, Gulf	22
Florida International University, Dade	22
Sun City, Hillsborough	21
Perdido Key, Escambia	21
Lake Como, Putnam	21
Jensen Beach, St. Lucie	21
Missing, Collier	21
Candler, Marion	21
Parker, Bay	21
Everglades City, Collier	21
Bonifay, Washington	21
Golden Oak, Orange	20
Hollywood, Dade	20
Lowell, Marion	20
Brooksville, Pasco	20
Trenton, Levy	20
Indian River Shores, Indian River	20
Goodland, Collier	20
Nalcrest, Polk	20
High Springs, Gilchrist	19
Maxville, Duval	19
Webster, Hernando	19
Gulf Stream, Palm Beach	19
Babcock Ranch, Lee	19
Miami, Unknown	19
Johns Pass Village, Pinellas	19
Lake Buena Vista, Orange	19
Orlando, Palm Beach	19
Wildlight, Nassau	19
Forest City, Orange	18
Trilby, Pasco	18
West Panama City Beach, Bay	18
Belleair Bluffs, Pinellas	18
Hillsboro Beach, Broward	18
Nichols, Polk	18
Mount Dora, Orange	18
Florida State Univ Admin, Leon	18
Babcock Ranch, Charlotte	18
Lakewood Ranch, Sarasota	18
Tallevast, Manatee	18
Shady Hills, Pasco	17
Hutchinson Island, St. Lucie	17
Missing, Bay	17
Missing, Martin	17
Braden River, Manatee	17
Miami Gardens, Broward	17

# COVID-19: characteristics of 2,253,896 Florida resident cases

Data through May 17, 2021 verified as of May 18, 2021 at 09:25 AM

Data in this report are provisional and subject to change.

The table below includes the cities and counties of residence for cases in Florida residents based on the patient's ZIP Code.

Note that city is not always received as part of the initial notification and may be missing while the case is being investigated.

City and county	Cases
Lake Monroe, Seminole	17
Graceville, Holmes	17
Hialeah, Broward	17
Daytona Beach Shores, Volusia	17
Deer Island, Lake	17
Wewahitchka, Calhoun	16
Lake City, Suwannee	16
Woodville, Leon	16
Otter Creek, Levy	16
Watersound, Walton	16
Graham, Bradford	16
Suwannee, Dixie	16
Gulf Hammock, Levy	16
Hernando Beach, Hernando	16
White Springs, Columbia	16
Indian Creek Village, Dade	15
Dade City, Hernando	15
Village Of Palmetto Bay, Dade	15
Eau Gallie, Brevard	15
Orlando, Lake	15
Saint Lucie West, St. Lucie	15
Orlando, Pinellas	15
Winter Garden, Lake	15
Murdock, Charlotte	14
Choctaw Beach, Okaloosa	14
Wahneta, Polk	14
Durant, Hillsborough	14
Laurel Hill, Walton	14
Virginia Gardens, Dade	14
Kingsley Lake, Bradford	14
Copeland, Collier	14
Los Angeles, Dade	14
Gonzalez, Escambia	13
Steinhatchee, Dixie	13
Umatilla, Marion	13
Mount Plymouth, Lake	13
Holder, Citrus	13
Elfers, Pasco	13
Roseland, Indian River	13
Grandin, Putnam	13
Long Boat Key, Manatee	13
Orlando, Brevard	13
Saint George Island, Franklin	13
Unknown, Dade	13
Alys Beach, Bay	13
Fort Charlotte, Charlotte	13
Gibsonia, Polk	12
East Lake, Marion	12
Redington Beach, Pinellas	12
Missing, Sarasota	12
Goldenrod, Seminole	12
Captiva, Lee	12
Leisure City, Dade	12
Citrus Hills, Citrus	12
Fanning Springs, Gilchrist	12
Missing, Putnam	12
Naples, Lee	12
Missing, Nassau	12
Pensacola Beach, Escambia	12

# COVID-19: characteristics of 2,253,896 Florida resident cases

Data through May 17, 2021 verified as of May 18, 2021 at 09:25 AM

Data in this report are provisional and subject to change.

The table below includes the cities and counties of residence for cases in Florida residents based on the patient's ZIP Code.

Note that city is not always received as part of the initial notification and may be missing while the case is being investigated.

City and county	Cases
Rosemary Beach, Walton	12
Cypress, Jackson	11
Greenville, Taylor	11
Day, Lafayette	11
Deerfield Beach, Palm Beach	11
Missing, Polk	11
University Park, Manatee	11
Sea Ranch Lakes, Broward	11
Telogia, Liberty	10
Missing, Taylor	10
Barberville, Volusia	10
Innovation, Pasco	10
Worthington Springs, Union	10
Seacrest, Walton	10
Briny Breezes, Palm Beach	10
Basinger, Okeechobee	10
Perrine, Dade	10
Orlando, Leon	10
Orlando, Duval	10
Haines Creek, Lake	10
Forest City, Seminole	10
Ozona, Pinellas	10
Rubonia, Manatee	10
Ybor City, Hillsborough	9
Keystone Heights, Bradford	9
Lloyd, Jefferson	9
Lamont, Madison	9
Saint Augustine, Duval	9
West Delray Beach, Palm Beach	9
Grant Valkaria, Brevard	9
High Springs, Columbia	9
Nobleton, Hernando	9
Pine Ridge, Citrus	9
Beverly Beach, Flagler	9
Saint Augustine Beach, St. Johns	9
Putnam Hall, Putnam	9
Ferndale, Lake	9
Cottdale, Washington	9
Scottsmoor, Brevard	9
Palma Sola, Manatee	9
Missing, Clay	8
Jerome, Collier	8
Ponce De Leon, Walton	8
Fairfield, Marion	8
Cross Creek, Alachua	8
Indian Shores, Pinellas	8
Missing, Jackson	8
Quail Heights, Dade	8
Palm City, St. Lucie	8
Seybold, Dade	8
White City, Gulf	8
Anastasia Island, St. Johns	8
Salem, Taylor	8
Oneco, Manatee	8
Orange Springs, Marion	8
Weirsdale, Lake	8
Evinston, Alachua	8
Inglis, Citrus	7
Fernandina, Nassau	7

# COVID-19: characteristics of 2,253,896 Florida resident cases

Data through May 17, 2021 verified as of May 18, 2021 at 09:25 AM

Data in this report are provisional and subject to change.

The table below includes the cities and counties of residence for cases in Florida residents based on the patient's ZIP Code.

Note that city is not always received as part of the initial notification and may be missing while the case is being investigated.

City and county	Cases
East Rockland Key, Monroe	7
Missing, Flagler	7
Orange Park, Duval	7
Port Saint John, Brevard	7
Morriston, Marion	7
Orlando, Pasco	7
Longboat Key, Sarasota	7
Switzerland, St. Johns	7
Maitland, Volusia	7
Aripeka, Pasco	7
Deland, Lake	7
Valkaria, Brevard	7
River Ranch, Polk	7
Niceville, Walton	7
Orlando, Alachua	7
Okeechobee, Glades	7
Ridge Manor Estates, Sumter	7
Missing, Walton	7
Labelle, Lee	7
Missing, Highlands	6
Port Salerno, Martin	6
Winter Park, Polk	6
Winderemere, Orange	6
Lake Worth, Broward	6
Maitland, Hillsborough	6
Grove City, Charlotte	6
Coco River, Collier	6
Eglin, Okaloosa	6
Bruce, Holmes	6
Punta Gorda, Lee	6
Holt, Santa Rosa	6
Inlet Beach, Bay	6
Missing, Leon	6
Missing, Hernando	6
Orlando, Flagler	6
Orlando, Marion	6
Oklawaha, Marion	6
Shady Grove, Taylor	6
Sunny Hills, Washington	6
Miramar, Dade	6
Missing, Osceola	6
Duck Key, Monroe	6
Newberry, Gilchrist	6
San Carlos Park, Lee	6
Miccosukee, Leon	6
Glenwood, Volusia	6
Clarcona, Orange	6
Orchid, Indian River	6
Point Washington, Walton	6
Mayport Naval Station, Duval	6
Lake Butler, Bradford	6
Maitland, Osceola	6
Missing, Unknown	6
Bradenton, Sarasota	6
Ocoee, Lake	6
Okeechobee, Martin	5
Orlando, Manatee	5
Pompano Beach, Palm Beach	5
Passport, Unknown	5

# COVID-19: characteristics of 2,253,896 Florida resident cases

Data through May 17, 2021 verified as of May 18, 2021 at 09:25 AM

Data in this report are provisional and subject to change.

The table below includes the cities and counties of residence for cases in Florida residents based on the patient's ZIP Code.

Note that city is not always received as part of the initial notification and may be missing while the case is being investigated.

City and county	Cases
Wakulla Springs, Wakulla	5
Cypress Gardens, Polk	5
Island Grove, Alachua	5
Jonesville, Alachua	5
Missing, Alachua	5
Delray Beach, Broward	5
Alys Beach, Walton	5
Seacrest, Bay	5
Williston, Marion	5
Okeechobee, Osceola	5
Dearborn, Dade	5
Cape Haze, Charlotte	5
Bayou George, Bay	5
Boynton Beach, Broward	5
Fort Lauderdale, Palm Beach	5
Jacksonville Naval Air Station, Duval	5
Milton, Escambia	5
Jacksonville, Clay	5
Greenville, Jefferson	5
Mayport, Duval	5
Clermont, Polk	5
Pass, Unknown	5
Stuart, St. Lucie	5
Miami, Palm Beach	5
Lake Geneva, Clay	5
Ebro, Bay	5
Highland Park, Polk	5
Los Angeles, Broward	5
Westchester, Dade	5
Mid Florida, Seminole	5
Ocean Breeze, Martin	5
Missing, Columbia	5
Lake Harbor, Palm Beach	4
Glen Ridge, Palm Beach	4
Coconut Creek, Palm Beach	4
Orem, Palm Beach	4
Melrose, Bradford	4
Jacksonville, Dade	4
Arcadia, Hillsborough	4
Live Oak, Madison	4
Loxahatchee Groves, Palm Beach	4
West Bradenton, Manatee	4
Marina Del Rey, Dade	4
Branford, Gilchrist	4
Clewiston, Palm Beach	4
Conch Key, Monroe	4
North Fort Myers, Charlotte	4
Sharpes, Brevard	4
Sugarloaf, Monroe	4
Wacissa, Jefferson	4
Lamont, Taylor	4
Lazy Lake, Broward	4
Sandestin, Walton	4
Pompano Beach, Dade	4
Bella Collina, Lake	4
Bonnie, Dade	4
El Jobean, Charlotte	4
Marathon Shores, Monroe	4
Hinsdale, Manatee	4

# COVID-19: characteristics of 2,253,896 Florida resident cases

Data through May 17, 2021 verified as of May 18, 2021 at 09:25 AM

Data in this report are provisional and subject to change.

The table below includes the cities and counties of residence for cases in Florida residents based on the patient's ZIP Code.

Note that city is not always received as part of the initial notification and may be missing while the case is being investigated.

City and county	Cases
International Service Center, Dade	4
Indian Rock Beach, Pinellas	4
Cape San Blas, Gulf	4
Bowling Green, Polk	4
Plantation Key, Monroe	4
North Miami Beach, Broward	4
Monticello, Madison	3
Samoset, Manatee	3
Vernon, Bay	3
Apopka, Lake	3
Crestview, Walton	3
Cross Key, Monroe	3
Fernandina Beach, Duval	3
Fpo, Duval	3
Green Cove Springs, Duval	3
Mayport Naval Housing, Duval	3
Julington Creek, St. Johns	3
Jupiter Island, Martin	3
Kathleen, Pasco	3
Marco Island, Lee	3
Mims, Volusia	3
Miami Beach, Unknown	3
Missing, Washington	3
Ocean Reef Club, Monroe	3
Alford, Washington	3
Altamonte Springs, Orange	3
Port St. Lucie, St. Lucie	3
Orlando, Escambia	3
Pass-A-Grille, Pinellas	3
Winter Park, Volusia	3
Vero Beach, St. Lucie	3
Land O Lakes, Hillsborough	3
Lady Lake, Marion	3
Homeless, Hillsborough	3
Jacksonville , Duval	3
Brooklyn, Broward	3
Ft Pierce, St. Lucie	3
Westville, Walton	3
Milligan, Okaloosa	3
Orlo Vista, Orange	3
Pembroke Lakes, Broward	3
Sorrento, Orange	3
Stuart, Palm Beach	3
University Of Central FI, Hillsborough	3
Coraopolis, Citrus	3
Champions Gate, Osceola	3
Chicago, Lee	3
Bristol, Calhoun	3
Aventura, Broward	3
Jacksonville, Alachua	3
Marina Del Rey, Broward	3
Miami Shores, Broward	3
Pineland, Lee	3
Tampa Palms, Hillsborough	3
Tampa, Pinellas	3
Tarpon Springs, Pasco	3
Winter Garden, Seminole	3
Clermont, Orange	3
Ludlam, Dade	3



# COVID-19: characteristics of 2,253,896 Florida resident cases

Data through May 17, 2021 verified as of May 18, 2021 at 09:25 AM

Data in this report are provisional and subject to change.

The table below includes the cities and counties of residence for cases in Florida residents based on the patient's ZIP Code.

Note that city is not always received as part of the initial notification and may be missing while the case is being investigated.

City and county	Cases
Laurel, Sarasota	3
West Palm Beach, Broward	3
Wildwood, Marion	3
Village Of Golf, Palm Beach	3
Port Saint Lucie, Martin	3
Palm Coast, Volusia	3
Saint Augusaintine Beach, St. Johns	3
Saint Petersburg, Hillsborough	3
Opa Locka, Broward	3
Loxahatchee, Broward	3
Lynbrook, Broward	3
Miami, Orange	3
Lake City, Duval	3
Lakeland, Hillsborough	3
Immokalee, Lee	3
Hallandale Beach, Dade	3
Bradington, Manatee	3
Blountstown, Liberty	3
Inverness, Polk	3
Pass, Dade	3
Vero Beach, Brevard	3
Pp, Dade	3
Woodside, Broward	3
Wimauma, Manatee	3
Brewton, Escambia	3
Apopka, Broward	3
Lanark Village, Franklin	3
Maitland, Polk	3
Maitland, Lake	2
Killarney, Orange	2
Jan Phyl Village, Polk	2
Hialeah Lakes, Dade	2
Hialeah, Orange	2
Moore Haven, Hendry	2
Naples, Broward	2
Cassadaga, Volusia	2
Fort Walton Beach, Walton	2
Duke Field Air Force Station, Okaloosa	2
Dunnellon, Levy	2
Yalhala, Lake	2
Pp, Unknown	2
Provo, Broward	2
University Of Central Florida, Palm Beach	2
University Of Central Florida, Pinellas	2
Sumatra, Liberty	2
Pensacola, Santa Rosa	2
West Point, Lee	2
University Of Central Florida, Broward	2
Saint Teresa, Wakulla	2
Maitland, Pasco	2
Orlando, Okaloosa	2
North Miami, Broward	2
Miamt, Dade	2
Knoxville, Escambia	2
Homeless, Dade	2
Florida Power & Light Co, Dade	2
Amelia City, Nassau	2
Alligator Point, Wakulla	2
Casselberry, Orange	2

# COVID-19: characteristics of 2,253,896 Florida resident cases

Data through May 17, 2021 verified as of May 18, 2021 at 09:25 AM

Data in this report are provisional and subject to change.

The table below includes the cities and counties of residence for cases in Florida residents based on the patient's ZIP Code.

Note that city is not always received as part of the initial notification and may be missing while the case is being investigated.

City and county	Cases
Chipley, Jackson	2
Blountstown, Jackson	2
Alligator Point, Franklin	2
Crawfordville, Leon	2
Eatonville, Lake	2
Lawtey, Union	2
Lehigh Acres, Dade	2
Miami, Hillsborough	2
Lutz, Pinellas	2
Los Angeles, Okaloosa	2
Louisville, Manatee	2
None, Dade	2
Navarre, Okaloosa	2
Mount Pleasant, Gadsden	2
Orlando, Unknown	2
Phoenix, Lake	2
Upper Key Largo, Monroe	2
University Of Central Florida, Brevard	2
Seven Springs, Pasco	2
West Villages, Sarasota	2
Zellwood, Lake	2
Lecanto, Marion	2
Lake Helen, Orange	2
Maitland, Leon	2
Melrose, Alachua	2
Fort Pierce, Martin	2
Fort Myers, Collier	2
Doctors Inlet, Clay	2
Bronx, Seminole	2
Bonifay, Jackson	2
Bonnie, Duval	2
Bonnie, Sarasota	2
West Palm Beach, Dade	2
Weston, Dade	2
Winter Park, Leon	2
Orlando, Charlotte	2
Palm Springs North, Dade	2
Redland, Dade	2
St John, Broward	2
Olustee, Baker	2
Orlando, Santa Rosa	2
Melrose, Clay	2
Longview, Dade	2
Kissimmee, Unknown	2
Jacksonville Naval Hospital, Duval	2
Hosford, Calhoun	2
Dfafs, Okaloosa	2
Wauchula, Desoto	2
Yeehaw, Okeechobee	2
Tampa, Hernando	2
Noma, Holmes	2
Sebring, Desoto	2
Saint Lucie Village, St. Lucie	2
Ormond Beach, Flagler	2
Pembroke Pines, Dade	2
Northport, Sarasota	2
Sutton, Pasco	2
Saint Marys, Nassau	2
Port Saint Lucie, Palm Beach	2

# COVID-19: characteristics of 2,253,896 Florida resident cases

Data through May 17, 2021 verified as of May 18, 2021 at 09:25 AM

Data in this report are provisional and subject to change.

The table below includes the cities and counties of residence for cases in Florida residents based on the patient's ZIP Code.

Note that city is not always received as part of the initial notification and may be missing while the case is being investigated.

City and county	Cases
Red Bay, Holmes	2
Woodstock, Lee	2
Windermere, Lake	2
West Lafayette, Broward	2
Tequesta, Martin	2
Town Of Nocatee, St. Johns	2
Fort Lauderdale, Alachua	2
Bay Harbor Islands, Unknown	2
Alachua, Duval	2
Carl Fisher, Dade	2
Cross City, Taylor	2
Inwood, Broward	2
Jupiter, Dade	2
Micanopy, Marion	2
Tampa, Duval	2
Venice, Dade	2
Winter Springs, Orange	2
Windermere, Hillsborough	2
Pompano Beach, Osceola	2
Port Charlotte, Lee	2
Sand Lake, Orange	2
Swansea, Lee	2
Union, Manatee	2
University Of Central Fl, Seminole	2
At Large, Broward	2
Boys Ranch, Suwannee	2
Eatonville, Polk	2
Okeechobee, Highlands	2
New Port Richey, Hillsborough	2
Miami, Martin	2
Long Beach, Orange	2
Labelle, Collier	2
Jena, Taylor	2
Fort Pierce, Brevard	2
Marysville, Dade	2
Lake Clarke Shores, Palm Beach	2
Fl State Univ Student, Leon	2
Defuniak Springs, Okaloosa	2
Cibolo, Orange	2
Claysville, Hernando	2
Crescent Beach, Sarasota	2
Callahan, Duval	2
Tampa, Broward	2
Tarpon Springs, Hillsborough	2
Port Canaveral, Brevard	2
South Miami, Broward	2
Monument, Broward	2
Orlando, St. Lucie	2
Orlando, Walton	1
Oviedo, Lake	1
Orlando, St. Johns	1
Ocala, Duval	1
Orem, Dade	1
Orlando, Citrus	1
Orlando, Collier	1
Orlando, Hernando	1
Morrisville, Palm Beach	1
Myrtle Beach, Broward	1
Nashville, Palm Beach	1

# COVID-19: characteristics of 2,253,896 Florida resident cases

Data through May 17, 2021 verified as of May 18, 2021 at 09:25 AM

Data in this report are provisional and subject to change.

The table below includes the cities and counties of residence for cases in Florida residents based on the patient's ZIP Code.

Note that city is not always received as part of the initial notification and may be missing while the case is being investigated.

City and county	Cases
North Brunswick, St. Lucie	1
North Grafton, Dade	1
Notrealville, Polk	1
St Cloud, Orange	1
St Helena Is, Dade	1
Rye, Palm Beach	1
Saint Petersburg, Bay	1
Plantation, Leon	1
Pooler, Broward	1
Pensacola, Dade	1
Panomo City, Bay	1
Parrish, Sarasota	1
Ridgewood, Lee	1
Roayl Palm Beach, Palm Beach	1
Roseville, Broward	1
Punta Gorda, Sarasota	1
Putnam, Putnam	1
Tinley Park, Manatee	1
Twentynine Palms, Broward	1
Vernon, Walton	1
Unknown, Manatee	1
Venezuela, Unknown	1
Waukesha, Volusia	1
Whippany, Volusia	1
Wilmington, Charlotte	1
Windermere, Alachua	1
Winfield, Hillsborough	1
Winter Garden, Unknown	1
Winter Park, Brevard	1
Xifamk, Dade	1
Buffalo, Dade	1
Canton, Duval	1
Brunswick, Polk	1
Bryceville, Duval	1
Bradentom, Manatee	1
Bradenton, Lee	1
Boca Raton, Dade	1
Boca Raton, Madison	1
Bogota, Unknown	1
Bal Harbour, Broward	1
Atlanta, Walton	1
Attalla, Broward	1
Auburn, Palm Beach	1
Autaugaville, Broward	1
Apopka, Volusia	1
Alachua, Suwannee	1
Alafaya, Broward	1
Alafaya, Pinellas	1
Crestview, Broward	1
Clearwater, Leon	1
Charlotte, Alachua	1
Crystal River, Marion	1
Dade City, Unknown	1
Dalecity, Okaloosa	1
Daytona Beach, Orange	1
Deerfield Beach, Polk	1
Dona Vista, Lake	1
East Setauket, Palm Beach	1
El Dorado, Palm Beach	1

# COVID-19: characteristics of 2,253,896 Florida resident cases

Data through May 17, 2021 verified as of May 18, 2021 at 09:25 AM

Data in this report are provisional and subject to change.

The table below includes the cities and counties of residence for cases in Florida residents based on the patient's ZIP Code.

Note that city is not always received as part of the initial notification and may be missing while the case is being investigated.

City and county	Cases
Fayetteville, Broward	1
Fellsmere, Brevard	1
Florida City, Unknown	1
Fort Lauderdale, Collier	1
Fort Myers, Alachua	1
Fleming Island, Duval	1
Glen Saint Mary, Duval	1
Golf, Palm Beach	1
Gainesville, Levy	1
Greensboro, Leon	1
Great Neck, Dade	1
Jacksonville, Baker	1
Jacksonville, Marion	1
Jupiter Inlet, Palm Beach	1
Holiday, Hillsborough	1
Immokalee, Walton	1
Lake Forest, Collier	1
Key West, Palm Beach	1
Kilgore, Dade	1
Land O Lakes, Unknown	1
Lawton, Okaloosa	1
Levittown, Palm Beach	1
Lima, Manatee	1
Lima, Volusia	1
Macclenny, Dixie	1
Madison, Jefferson	1
Maitland, Collier	1
Merrick, Palm Beach	1
Metter, Manatee	1
Miami, Osceola	1
Miamiardens, Unknown	1
Miamksaohes, Dade	1
Mokena, Lee	1
Indianapolis, Lee	1
Jupiter, Pinellas	1
Kansas City, Palm Beach	1
Los Angeles, Orange	1
Maitland, Palm Beach	1
Lake In The Hills, Broward	1
Litchfield Park, Monroe	1
Littleton, St. Johns	1
Milford, Bay	1
Milford, Unknown	1
Marianna, Leon	1
Marianna, Washington	1
Mary Esther, Hillsborough	1
Melbourne, Volusia	1
Mattoon, Lee	1
Newaygo, Charlotte	1
North Port, Charlotte	1
Opa Locka, Orange	1
Missing, Franklin	1
Na, Dade	1
Naples, Unknown	1
New Canaan, Dade	1
Eureka, Flagler	1
Evansville, Citrus	1
Denton, Broward	1
Destin, Bay	1

# COVID-19: characteristics of 2,253,896 Florida resident cases

Data through May 17, 2021 verified as of May 18, 2021 at 09:25 AM

Data in this report are provisional and subject to change.

The table below includes the cities and counties of residence for cases in Florida residents based on the patient's ZIP Code.

Note that city is not always received as part of the initial notification and may be missing while the case is being investigated.

City and county	Cases
Dpo, Dade	1
Crescent City, Marion	1
Commerce Township, Manatee	1
Crawfordville, Alachua	1
Fort Lauderdale, Lee	1
Fort Myers, Polk	1
Fort Worth, Broward	1
Franklin, Orange	1
Frostproof, Highlands	1
Gainesville, Palm Beach	1
Gainesville, Santa Rosa	1
Glens Falls, Broward	1
Gwynn Oak, Polk	1
Brewster, Palm Beach	1
Brownsville, Escambia	1
Bryant, Palm Beach	1
Bonnie, St. Johns	1
Clearwater, Hillsborough	1
Coal City, Pasco	1
Celebration, Orange	1
Chicago, Broward	1
Austin, Dade	1
Apo, Collier	1
Big Torch Key, Monroe	1
Black, Holmes	1
Boca Raton, Lee	1
8852 Teacher Ln, Pasco	1
Addison, Pasco	1
Apopka, Citrus	1
Apopka, Hillsborough	1
Arabi, Orange	1
Unknown, Duval	1
Upland, Manatee	1
Valrico, Polk	1
Tampa, Citrus	1
Temple, Palm Beach	1
Surfside Beach, Orange	1
Sun City Center, Lee	1
Saint Charles, Orange	1
Saint Petersburg, Duval	1
Saint Petersburg, Manatee	1
St Peterburg, Orange	1
Staten Island, Broward	1
Stiamk, Dade	1
Summerdale, Escambia	1
Scottsdale, Brevard	1
Scottsdale, Palm Beach	1
Pittsburgh, Alachua	1
Playa Del Rey, Palm Beach	1
Plymouth, Pasco	1
Port Saint Lucie, Marion	1
Roswell, Bay	1
Royal Palm, Palm Beach	1
Ruskin, Dade	1
Ruskin, Manatee	1
Pensacola Naval Hospital, Escambia	1
Oviedo, Orange	1
Pace, Escambia	1
Painted Post, Pasco	1

# COVID-19: characteristics of 2,253,896 Florida resident cases

Data through May 17, 2021 verified as of May 18, 2021 at 09:25 AM

Data in this report are provisional and subject to change.

The table below includes the cities and counties of residence for cases in Florida residents based on the patient's ZIP Code.

Note that city is not always received as part of the initial notification and may be missing while the case is being investigated.

City and county	Cases
Palatka, Marion	1
Winnetka, Dade	1
Winter Garden, Osceola	1
Winter Haven, Leon	1
Winter Haven, Osceola	1
Winter Park, Duval	1
Winter Park, Palm Beach	1
Winter Springs, Polk	1
Youngstown, Washington	1
West Hollywood, Broward	1
Wakefield, Broward	1
Waverly, Duval	1
Wabasha, Clay	1
Wekiwa Springs, Orange	1
Wildwood, Lee	1
Willington, Lee	1
Mckinney, Broward	1
Miamc, Dade	1
Matawan, Palm Beach	1
Milford, Lee	1
Missing, Levy	1
Missing, Okeechobee	1
Monroe Township, Palm Beach	1
Monroe, Lee	1
Moore Haven, Okeechobee	1
Lake Butler, Alachua	1
Ldhl, Broward	1
Las Vegas, Palm Beach	1
Longwood, Volusia	1
Leesburg, Seminole	1
Lincoln, St. Lucie	1
Little Neck, Lee	1
Jupiter, St. Lucie	1
Kenilworth, Leon	1
Irvine, Marion	1
Istachatta, Hernando	1
Jacksonville, Orange	1
Jefferson, Dade	1
Jonesboro, Leon	1
Key West, Duval	1
Keys West, Unknown	1
Kingsland, Nassau	1
Knoxville, Bay	1
Homeless, Monroe	1
Homeless, Pinellas	1
Howell, Dade	1
Hudson, Hernando	1
Hoclywsod, Dade	1
Holiday, Pinellas	1
Intrcsion Cty, Osceola	1
Inverness, Marion	1
Indian Rocks Beach, Duval	1
Indiantown, Palm Beach	1
Inglewood, Sarasota	1
Dallas, Hernando	1
Dearborn, Broward	1
Deer Park, Dade	1
Deerfield, Dade	1
Deland, Seminole	1

# COVID-19: characteristics of 2,253,896 Florida resident cases

Data through May 17, 2021 verified as of May 18, 2021 at 09:25 AM

Data in this report are provisional and subject to change.

The table below includes the cities and counties of residence for cases in Florida residents based on the patient's ZIP Code.

Note that city is not always received as part of the initial notification and may be missing while the case is being investigated.

City and county	Cases
Carmel, Orange	1
Cedar Springs, Hernando	1
Caracas, Dade	1
Alpharetta, Broward	1
O, Manatee	1
Acworth, Okaloosa	1
Apopka, Clay	1
Asheville, Highlands	1
Astoria, Broward	1
Atmore, Escambia	1
Bartow, Hardee	1
Bel Air, Collier	1
Berryton, Palm Beach	1
Brooklyn, Dade	1
Brooklyn, Lee	1
Bonnie, Broward	1
Boston, Broward	1
Fort Lauderdale, Leon	1
Fort Myers, Sarasota	1
Fort Pierce, Palm Beach	1
Fort White, Clay	1
Erie, Monroe	1
Fisher Island, Unknown	1
Dayton, Lake	1
Daytona Beach, Pinellas	1
East Palatka, Hillsborough	1
Eastpoint, Leon	1
Deltona, Seminole	1
Doral, Unknown	1
Downingtown, Broward	1
Downingtown, Hillsborough	1
Dpo, Santa Rosa	1
Garden City, Alachua	1
Gaylord, Orange	1
Goodrich, Charlotte	1
Gotcha, Orange	1
Greensburg, Palm Beach	1
Harpers Ferry, Palm Beach	1
Haines City, Osceola	1
Hernando, Marion	1
Hialeah, Collier	1
Helen, Bay	1
Troy, Manatee	1
Unkn, Duval	1
Venetian Islands, Dade	1
Topsham, Manatee	1
Sunbright, Palm Beach	1
West Yarmouth, St. Lucie	1
West APlm Beach, Palm Beach	1
Waipahu, Santa Rosa	1
Ward, Polk	1
Wellborn, Columbia	1
Winter Garden, Duval	1
Woodbine, Nassau	1
Yulee, St. Johns	1
Zephyrhills, Hillsborough	1
Rileyville, Flagler	1
Prattville, Hillsborough	1
Prestonsburg, Bay	1



# COVID-19: characteristics of 2,253,896 Florida resident cases

Data through May 17, 2021 verified as of May 18, 2021 at 09:25 AM

Data in this report are provisional and subject to change.

The table below includes the cities and counties of residence for cases in Florida residents based on the patient's ZIP Code.

Note that city is not always received as part of the initial notification and may be missing while the case is being investigated.

City and county	Cases
Quincy, Jackson	1
Rapid City, Broward	1
Saint Petersburg, Polk	1
Saint Joseph, Volusia	1
Russellville, Bay	1
Sagamore Beach, Charlotte	1
Saint Augustine, Broward	1
Saint Cloud, Palm Beach	1
Sweetwater, Manatee	1
Syracuse, Polk	1
Tallahassee, Dade	1
Tamarac, Dade	1
Tavares, Orange	1
Suitland, Volusia	1
San Antonio, Orange	1
Seminole, Leon	1
Shirley, Flagler	1
Oakland, Lee	1
North Palm Beach, Orange	1
Oldsmar, Hillsborough	1
Olean, Alachua	1
Myakka City, Sarasota	1
New Middletown, Hillsborough	1
New Port Richey, Pinellas	1
Newberry, Marion	1
Newtown, Lake	1
Petersburg, Manatee	1
Piassa, Putnam	1
Palmetto, Pasco	1
Parma, Manatee	1
Pass-A-Grille Beach, Pinellas	1
Other, Dade	1
Palmetto Bay, Palm Beach	1
Pembroke Pines, Orange	1
Pensacola, Sumter	1
Perth Amboy, Hillsborough	1
Powell, Lee	1
Randolph, Orange	1
Rivera Beach, Palm Beach	1
Paducah, Manatee	1
Orlando, Jackson	1
Orlando, Lee	1
Panama City, Unknown	1
Ocala, Citrus	1
Ocoee, Unknown	1
Odessa, Dade	1
Nantucket, Palm Beach	1
New Vernon, Palm Beach	1
Oldsra, Manatee	1
Newberry, Levy	1
Saint Augustine, Flagler	1
Port Orange, Brevard	1
Seffener, Hillsborough	1
Seminole, Lee	1
Sanford, Orange	1
Saint Petersburg, Charlotte	1
Stratford, Broward	1
South Hempstead, Alachua	1
Summerfield, Unknown	1

# COVID-19: characteristics of 2,253,896 Florida resident cases

Data through May 17, 2021 verified as of May 18, 2021 at 09:25 AM

Data in this report are provisional and subject to change.

The table below includes the cities and counties of residence for cases in Florida residents based on the patient's ZIP Code.

Note that city is not always received as part of the initial notification and may be missing while the case is being investigated.

City and county	Cases
Sunrise, Dade	1
Tallahassee, Madison	1
Tallahassee, Pinellas	1
Windermere, Volusia	1
Wtixrat, Dade	1
White Plains, Broward	1
Whites Creek, Leon	1
University Of Central Florida, Lee	1
Trenton, Dixie	1
Toms River, Lee	1
Tourist, Dade	1
Watersound, Bay	1
Vero Beach, Unknown	1
Unk, Duval	1
Ventura, Orange	1
Dover, Lee	1
Davenport, Lake	1
Dayton, Citrus	1
Dayton, Orange	1
Dearborn Heights, Hillsborough	1
Edgewood, Broward	1
Elkton, Putnam	1
Cincinnati, Dade	1
Chesterfield, Broward	1
Carteret, Polk	1
Connellsville, Highlands	1
Armstrong, St. Johns	1
Atl, Brevard	1
Alva, Escambia	1
Andalusia, Escambia	1
Arcadia, Highlands	1
Baker, Santa Rosa	1
Belleville, Palm Beach	1
Belmont, Santa Rosa	1
Blountstown, Broward	1
Bronson, Alachua	1
Brooker, Alachua	1
Brandon, Pinellas	1
Bradenton, Clay	1
Bonita, Lee	1
Bocaraten, Palm Beach	1
Hudson, Pinellas	1
Indian Rock Beach, Palm Beach	1
Hoosick Falls, Broward	1
Interlachen, Duval	1
Kaclsonville, Duval	1
Kechi, Orange	1
Fort Myers, Broward	1
Floral, Okaloosa	1
Forestville, Volusia	1
Gainesville, Okaloosa	1
Hialeahgardens, Dade	1
Hiram, Leon	1
Greenbrier, Bay	1
Greenville, Palm Beach	1
Groveland, Orange	1
Kure Beach, Monroe	1
Lakeland, Palm Beach	1
Leesburg, Broward	1

# COVID-19: characteristics of 2,253,896 Florida resident cases

Data through May 17, 2021 verified as of May 18, 2021 at 09:25 AM

Data in this report are provisional and subject to change.

The table below includes the cities and counties of residence for cases in Florida residents based on the patient's ZIP Code.

Note that city is not always received as part of the initial notification and may be missing while the case is being investigated.

City and county	Cases
Longwood, Broward	1
Lucedale, St. Lucie	1
Macclenny, Duval	1
Mantua, Broward	1
Jacksonville, Nassau	1
Mexico, Orange	1
Miami Gardens, Unknown	1
Middletown, Osceola	1
Mayaguez, Dade	1
Monroe, Hillsborough	1
Missing, Gilchrist	1
Palm Coast, Duval	1
Orlando, Union	1
Ovido, Seminole	1
Oxford, Palm Beach	1
Opalocka, Dade	1
North Canton, Palm Beach	1
Oakland, Leon	1
Ocala, Alachua	1
Okeechobee, St. Lucie	1
Miami, Collier	1
Miami, St. Lucie	1
Marshall, Palm Beach	1
New Richmond, Volusia	1
Steinhatchee, Madison	1
Spring Park, Alachua	1
South Burlington, Orange	1
Sarasota, Charlotte	1
Sarasota, Hillsborough	1
Shannon, Collier	1
Soddy Daisy, Broward	1
Soldotna, Broward	1
Saint Cloud, Lee	1
Saint Johns, Orange	1
San Antonio, Sarasota	1
Sanford, Volusia	1
Rio Dell, Volusia	1
Rochelle, Volusia	1
Port Saint Lucie, Orange	1
Princeton, Alachua	1
Provincetown, Collier	1
Panama City, Walton	1
Perry, Leon	1
Perth Amboy, Monroe	1
Winter Park, Osceola	1
Wood River, Polk	1
Worcester, Palm Beach	1
Wheaton, Lee	1
Wilmington, Broward	1
Wesley Chapel, Alachua	1
Umatilla, Alachua	1
University Of Central Florida, Monroe	1
Tampa, Volusia	1
Tangerine, Seminole	1
Tamarac, Seminole	1
Virginia Beach, Hernando	1
Waco, Broward	1
Washington, Broward	1
Tewksbury, Orange	1

# COVID-19: characteristics of 2,253,896 Florida resident cases

Data through May 17, 2021 verified as of May 18, 2021 at 09:25 AM

Data in this report are provisional and subject to change.

The table below includes the cities and counties of residence for cases in Florida residents based on the patient's ZIP Code.

Note that city is not always received as part of the initial notification and may be missing while the case is being investigated.

City and county	Cases
Toms River, Dade	1
Winter Park, Alachua	1
Bronx, Broward	1
Carol Stream, Orange	1
Castleberry, Escambia	1
Buffalo, Palm Beach	1
Bryant, Alachua	1
Alanson, Bay	1
Aollywoss, Dade	1
Apo, Pasco	1
Apopka, Flagler	1
Belleair, Hillsborough	1
Bohealia, Lee	1
Blowing Rock, Polk	1
Dorchester, Orange	1
Estero, Collier	1
Fanning Springs, Levy	1
Felton, Manatee	1
Deland, Polk	1
Cumberland, Palm Beach	1
Dade City, Hillsborough	1
Dallas, Lee	1
De Leon Springs, Putnam	1
Dearborn, Lee	1
Clear Brook, Lee	1
Charlotte, Pasco	1
Crestview, Holmes	1
College Station, Lake	1
Columbus, Brevard	1
Cookeville, Seminole	1
Cooksville, Duval	1
Fort Myers, Dade	1
Floral, Escambia	1
Gainesville, Baker	1
Gilmer, Dade	1
Grassy Key, Monroe	1
Haledon, Dade	1
Jacksonville, Manatee	1
Jamaica, Broward	1
Kingsland, Duval	1
Kissimmee, Brevard	1
Haverford, Hillsborough	1
Herrin, Orange	1
Jersey City, Polk	1
Miamf, Dade	1
Miami G, Dade	1
Marianna, Calhoun	1
Los Angeles, Palm Beach	1
Lyndhurst, Broward	1
Magnolia Square, Osceola	1
Maitland, Alachua	1
Labelle, Dade	1
Lake In The Hills, Columbia	1
Lake Placid, Alachua	1
Lake Worth Beach, Broward	1
Lemoyne, Manatee	1
Lawrence Township, Palm Beach	1
Lander, Citrus	1
Las Vegas, Orange	1

# COVID-19: characteristics of 2,253,896 Florida resident cases

Data through May 17, 2021 verified as of May 18, 2021 at 09:25 AM

Data in this report are provisional and subject to change.

The table below includes the cities and counties of residence for cases in Florida residents based on the patient's ZIP Code.

Note that city is not always received as part of the initial notification and may be missing while the case is being investigated.

City and county	Cases
Zolfo Springs, Polk	1
Westbrook, Dade	1
Wichita, Volusia	1
Winder Garden, Orange	1
Windermere, Leon	1
Windermere, Osceola	1
Windermere, Seminole	1
Winter Garden, Broward	1
Wells, Polk	1
Winter Garden, Pinellas	1
Yukon, Broward	1
Winter Park, Broward	1
Sun City Center, Hardee	1
Spring Hill , Hernando	1
Spring Hill, Dade	1
Starke, Clay	1
Stone Mountain, Palm Beach	1
Shelton, Manatee	1
Sodus, Charlotte	1
Sarasota, Flagler	1
Saxis, Lee	1
Schenectady, Polk	1
Sebring, Lee	1
Washington, Unknown	1
Tulsa, Orange	1
Tiffin, Highlands	1
Tallahassee, Duval	1
Tampa, Palm Beach	1
Tavares, Marion	1
Temple Terrace, Pasco	1
Plantation, Orange	1
Pompano Beach, Martin	1
Potomac, Palm Beach	1
Port Everglades, Broward	1
Oviedo, Brevard	1
Pacifica, Dade	1
Parker, Dade	1
Parker, Leon	1
Palm Coast, Polk	1
Saint Petersburg, St. Lucie	1
Sandford, Seminole	1
Saint Johns, Unknown	1
Rye, Duval	1
Rex, Duval	1
Navarre, Dade	1
New Orleans, Palm Beach	1
Newark, Broward	1
Newburgh, Bay	1
Orange City, Seminole	1
Orange Park , Duval	1
Orem, Broward	1
Orlando, Columbia	1
Orlando, Indian River	1
Orlando, Sarasota	1
Old Town, Alachua	1
Omaha, Palm Beach	1
Ona, Manatee	1
Ocoee, Osceola	1
Okeechobee, Broward	1

# COVID-19: characteristics of 2,253,896 Florida resident cases

Data through May 17, 2021 verified as of May 18, 2021 at 09:25 AM

Data in this report are provisional and subject to change.

The table below includes the cities and counties of residence for cases in Florida residents based on the patient's ZIP Code.

Note that city is not always received as part of the initial notification and may be missing while the case is being investigated.

City and county	Cases
North Pole, Seminole	1
North Port, Lee	1
Littleton, Dade	1
Los Angeles, Hardee	1
Macdill Air Force Base, Hillsborough	1
Manchester, Okaloosa	1
Margate, Dade	1
Marshall, Dade	1
Medford, Palm Beach	1
Miami, Manatee	1
Miami Beach, Broward	1
Middlesburg, Duval	1
Lewisburg, Pasco	1
Leesburg, Marion	1
Lake City, Hamilton	1
La Grange, Dade	1
Harrison, Pinellas	1
Holly Ridge, Orange	1
Homeless, Polk	1
Homosassa, Hernando	1
Homosassa, Citrus	1
Jerusalem, St. Johns	1
Foley, Escambia	1
Granada Hills, Broward	1
Guilford, Dade	1
Fort Myers, Manatee	1
Fort Myers, Unknown	1
Fort Myers-, Lee	1
Gainesville, Duval	1
Cuttler Bay, Dade	1
Cypress, Leon	1
Deland, St. Lucie	1
Deltona, Orange	1
Davenport, Orange	1
Daytona Beach, Unknown	1
East Hampton, Palm Beach	1
Altoona, Marion	1
Argyle, Walton	1
Athens, Duval	1
Bogota, Orange	1
Bal Harbor, Dade	1
Bridgeport, Dade	1
Bronx, Palm Beach	1
Bradenton, Dade	1
Bradenton, Osceola	1
Cambridge, Broward	1
Clermont, Seminole	1
Clermont, Volusia	1
Clewiston, Glades	1
Coconut Creek, Dade	1
Columbus, Dade	1
Conway, Leon	1
Coventry, Broward	1
Conifer, Lee	1
Clarksboro, Lee	1
Chipley, Holmes	1
Celebration, Palm Beach	1
Chattanooga, Dade	1
Elbow Lake, Palm Beach	1

# COVID-19: characteristics of 2,253,896 Florida resident cases

Data through May 17, 2021 verified as of May 18, 2021 at 09:25 AM

Data in this report are provisional and subject to change.

The table below includes the cities and counties of residence for cases in Florida residents based on the patient's ZIP Code.

Note that city is not always received as part of the initial notification and may be missing while the case is being investigated.

City and county	Cases
Dunellen, Dade	1
Eatonville, Seminole	1
Diamond, Highlands	1
Doral, Broward	1
Cutler Bay, Broward	1
Dale City, Dade	1
Daniel Island, Bay	1
Boston, Dade	1
Brewster, Volusia	1
Bryn Mawr, Palm Beach	1
Burkeville, Brevard	1
Camden Wyoming, Duval	1
Boca Raton,, Palm Beach	1
Bear Grass, Palm Beach	1
Azalea Park, Osceola	1
Altamonte, Orange	1
Alva, Collier	1
Amelia Village, Nassau	1
Allentown, Putnam	1
Apple Creek, Citrus	1
Barefoot Beach, Lee	1
Battle Creek, Manatee	1
Avon, Manatee	1
Aventura, Osceola	1
Fortwalton Beach, Okaloosa	1
Garland, Orange	1
Fort Denaud, Glades	1
Fort Meyers, Lee	1
Fl State Lot, Leon	1
Flamingo Lodge, Dade	1
Fairless Hills, Broward	1
Everett, Dade	1
Homer, Escambia	1
Hialeah, Unknown	1
Hickory, Lee	1
Havana, Leon	1
Hersey, Pinellas	1
Lake Mary, Lake	1
Jeffersonville, Broward	1
Longwood, Orange	1
Lansdale, Lake	1
Lapeer, Manatee	1
Lehigh Cares, Lee	1
Live Oak, Columbia	1
Loganville, Orange	1
Newtown, Dade	1
Opa Locka, Polk	1
Orem, Sarasota	1
Ocean City, Broward	1
Old Town, Gilchrist	1
Miami, Charlotte	1
Miamii, Dade	1
Miami Garden, Unknown	1
Middleburg, Duval	1
Midland, Osceola	1
Missing, Hamilton	1
Missing, Wakulla	1
Monterey, Broward	1
Mumford, Manatee	1

# COVID-19: characteristics of 2,253,896 Florida resident cases

Data through May 17, 2021 verified as of May 18, 2021 at 09:25 AM

Data in this report are provisional and subject to change.

The table below includes the cities and counties of residence for cases in Florida residents based on the patient's ZIP Code.

Note that city is not always received as part of the initial notification and may be missing while the case is being investigated.

City and county	Cases
N/A, Duval	1
Naples, Alachua	1
San Antonio, Dade	1
Russellville, Hillsborough	1
Saint Augustine, Okaloosa	1
Sanford, Palm Beach	1
Sebastian, Lake	1
Ridgewood, Broward	1
Riverview, Manatee	1
Rochester, Broward	1
Roseland, Palm Beach	1
Republic, Monroe	1
Richmond, Palm Beach	1
Pompano Beach, Alachua	1
Oviedo, Leon	1
Porter Ranch, Dade	1
Raiford, Bradford	1
Ponte Vedra Beach, Orange	1
Port Orange , Volusia	1
Port Saint Lucie, Indian River	1
Youngstown, Calhoun	1
Yulee, Duval	1
Windermere, Okaloosa	1
Winter Garden, Hillsborough	1
Woodland Hills, Brevard	1
Wesley Chapel, Hillsborough	1
Village Of Palm Springs, Palm Beach	1
Virginia Beach, Alachua	1
Wayne, Palm Beach	1
Webster, Pasco	1
Wekiva Springs, Orange	1
Westerville, Hillsborough	1
Wilton Manors, Dade	1
Wilbur By The Sea, Volusia	1
Willowbrook, Lee	1
Wilmington, Pasco	1
Tower Lakes, Lee	1
Union City, Bradford	1
University Of Central Fl, Pasco	1
Steinhatchee, Alachua	1
Tallahassee, Wakulla	1
Tampa, Escambia	1
Tampa, Manatee	1
Tangerine, Lake	1
Plant City, Hendry	1
Plant City, Pinellas	1
Plantation, Unknown	1
Richmond Heights, Dade	1
Ridge Manor, Hernando	1
Riverview, Pinellas	1
Rochester, Lee	1
Rosemary Beach, Bay	1
Saint Cloud, Orange	1
Ponce, Orange	1
Port Saint Lucie, Duval	1
Pound Ridge, Leon	1
Orlando, Highlands	1
Orem, Nassau	1
Olando, Orange	1



# COVID-19: characteristics of 2,253,896 Florida resident cases

Data through May 17, 2021 verified as of May 18, 2021 at 09:25 AM

Data in this report are provisional and subject to change.

The table below includes the cities and counties of residence for cases in Florida residents based on the patient's ZIP Code.

Note that city is not always received as part of the initial notification and may be missing while the case is being investigated.

City and county	Cases
Parlin, Broward	1
Summerville, Dade	1
Tallahassee, Escambia	1
Telluride, Lee	1
Tinley Park, Lee	1
University Of Central Fl, Dade	1
Stockbridge, Leon	1
Sullivans Island, Dade	1
Tampa, Lee	1
Tampa, Polk	1
Saint Petersburg, Dade	1
San Juan, Osceola	1
San Pedro Sula, Dade	1
Sandy, Duval	1
Southampton, Palm Beach	1
South Otselic, Dade	1
Sevierville, Dade	1
Windermere, Polk	1
Winter Park, Lake	1
Winter, Pinellas	1
Wayne, Dade	1
Wellington, Broward	1
West Lafayette, Desoto	1
West Simsbury, Collier	1
Downers Grove, St. Lucie	1
Export, Palm Beach	1
Fort Myers, Lake	1
Felda, Palm Beach	1
Flagler Beach, Volusia	1
Flora, Lee	1
Fruitland Park, Sumter	1
Gainesville, Marion	1
Gastonia, Polk	1
Fresno, Pasco	1
Green, Clay	1
Greensburg, Orange	1
Greenville, Monroe	1
Groveland, Broward	1
Gulf Shores, Escambia	1
Clearwater, Highlands	1
Columbia, Orange	1
Coral Gables, Unknown	1
Crestview, Dade	1
Dade City, Polk	1
Darien, Pasco	1
Delrey Beach, Palm Beach	1
Arcadia, Charlotte	1
Aspen, Palm Beach	1
Atl, Broward	1
Atlanta, Broward	1
Aurburndale, Polk	1
Aventura, Unknown	1
Azalea Park, Sarasota	1
Biscayne Park, Broward	1
Alpharetta, Alachua	1
Apalachicola, Leon	1
Brooksville, Columbia	1
Bryn Mawr, Collier	1
Canfield, Duval	1

# COVID-19: characteristics of 2,253,896 Florida resident cases

Data through May 17, 2021 verified as of May 18, 2021 at 09:25 AM

Data in this report are provisional and subject to change.

The table below includes the cities and counties of residence for cases in Florida residents based on the patient's ZIP Code.

Note that city is not always received as part of the initial notification and may be missing while the case is being investigated.

City and county	Cases
Naugatuck, Lee	1
Myakka, Duval	1
Newport Beach, Palm Beach	1
North Adams, Manatee	1
North Little Rock, Palm Beach	1
Northville, Broward	1
Ocala, Indian River	1
Ocoee, Broward	1
Ocoee, Polk	1
New Vernon, Sarasota	1
New York, Broward	1
Missing, Hendry	1
Missing, Baker	1
Milford, Palm Beach	1
Minneapolis, Broward	1
Hilliard, Dade	1
Hollywood, Leon	1
Homestead, Monroe	1
Humble, Broward	1
Harrison, Dade	1
Havanna, Gadsden	1
Jacksonville, Flagler	1
Jacksonville, Palm Beach	1
Johns Island, Wakulla	1
Knoxville, Duval	1
Lake City, Volusia	1
Maitland, Unknown	1
Matlacha Island, Lee	1
Melbourne, Dade	1
Melbourne, Orange	1
Miami Beach, Palm Beach	1
Miami Granders, Dade	1
Los Angeles, Polk	1
Lakeland, Pasco	1
<b>Total</b>	<b>2,253,896</b>

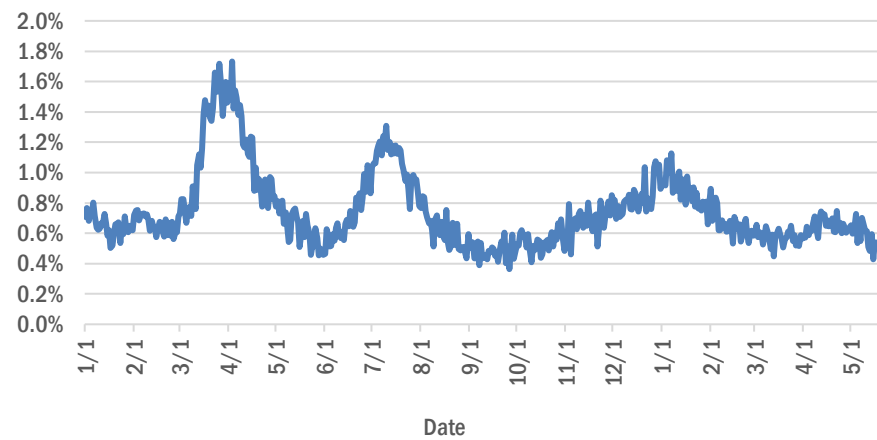
# COVID-19: additional surveillance information

Data through May 17, 2021 verified as of May 18, 2021 at 09:25 AM

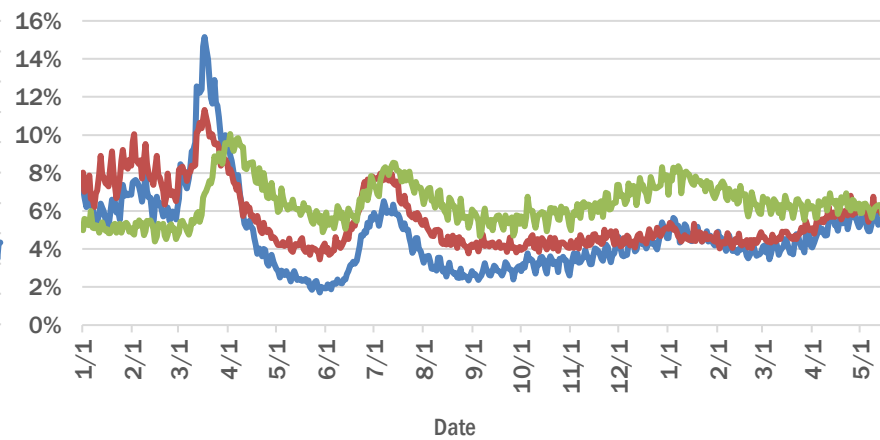
Data in this report are provisional and subject to change.

## Statewide emergency department (ED) chief complaint and admission data

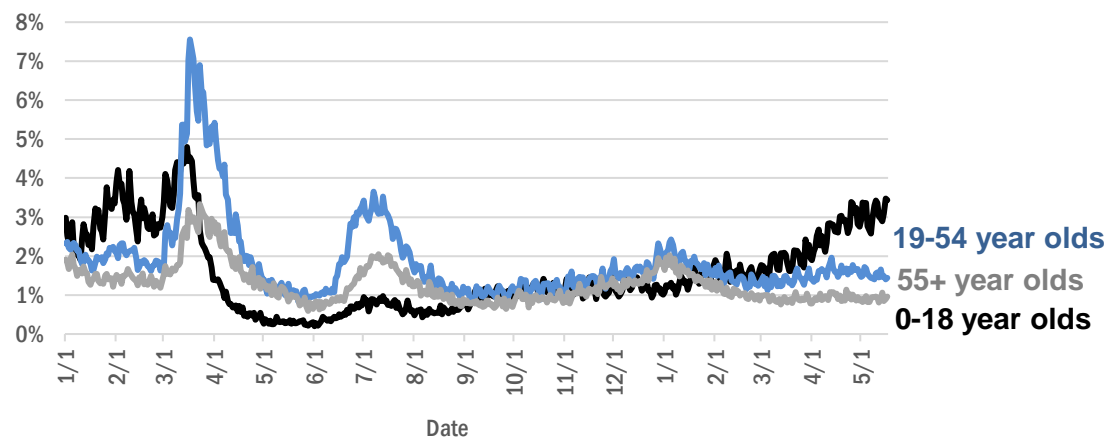
Daily percent of ED visits statewide that result in cough-associated admissions



Daily percent of ED visits that mention cough, fever, or shortness of breath



Daily percent of ED visits statewide that mention cough by age group



The Electronic Surveillance System for the Early Notification of Community-Based Epidemics (ESSENCE-FL) includes chief complaint data from 211 of 211 Florida EDs. Data are transmitted electronically to ESSENCE-FL daily or hourly.

# COVID-19: testing by laboratory

Data through May 17, 2021 verified as of May 18, 2021 at 09:25 AM

Data in this report are provisional and subject to change.

The numbers in the table below represent the number of Florida and non-Florida residents for whom test results were received by the Department of Health. A person can be tested by more than one laboratory and can have both positive and negative results. **Therefore, the sum of the numbers in each column will be larger than the total number of people tested.**

Reporting lab	Inconclusive	Negative	Positive	Percent positive	Total
CURATIVE LABS	16,795	1,860,220	288,845	13%	2,165,860
LABORATORY CORPORATION OF AMERICA	2,681	1,732,055	234,039	12%	1,968,775
QUEST DIAGNOSTICS	12,562	1,448,706	211,649	13%	1,672,917
BIO REFERENCE LABORATORIES, INC	7,571	997,119	191,683	16%	1,196,373
HELIX	11,057	797,742	137,374	15%	946,173
REALTOX LABS LLC	7,097	635,662	104,248	14%	747,007
NOMI_HEALTH	3,801	628,008	84,314	12%	716,123
RCA LABORATORY SERVICES, LLC/GENETWORX		522,080	57,775	10%	579,855
PALM BEACH BALLPARK		433,788	48,503	10%	482,291
GENETWORX	661	390,596	33,004	8%	424,261
PWNHEALTH	2,465	363,374	49,467	12%	415,306
CDR MAGUIRE - HEALTH CARE CENTER		338,620	51,564	13%	390,184
IMPACT HEALTH BIOMETRIC TESTING, INC	1,056	242,066	28,995	11%	272,117
BPHL-JACKSONVILLE	18	209,848	35,831	15%	245,697
EAST FLORIDA STATE COLLEGE - BREVARD		212,886	26,986	11%	239,872
ADVENTHEALTH LAB	99	199,071	25,373	11%	224,543
BPHL-MIAMI	225	182,687	29,428	14%	212,340
FULGENT DIAGNOSTICS LABORATORY	4,255	186,113	21,388	10%	211,756
NOMI HEALTH LAB SERVICES		172,682	20,009	10%	192,691
MAKO GENOMICS	8,275	147,322	27,143	15%	182,740
AEGIS SCIENCES CORPORATION	1,501	149,267	23,039	13%	173,807
CB SMITH PARK		150,114	18,793	11%	168,907
BAYCARE LABORATORIES LLC	697	154,691	12,804	8%	168,192
MAYO CLINIC LABORATORIES	346	147,978	18,078	11%	166,402
MEMORIAL REGIONAL HOSPITAL SOUTH	31	131,706	26,087	17%	157,824
ORLANDO HEALTH SYSTEM	687	141,866	14,180	9%	156,733
ELABNETWORK	1,059	139,991	12,037	8%	153,087
ASCENSION SACRED HEART HOSPITAL - PENSACOLA	2	119,681	18,227	13%	137,910
BIOCOLLECTIONS WORLDWIDE, INC	781	120,624	13,980	10%	135,385
AKESOGEN		108,622	20,874	16%	129,496
NORTHWEST LABORATORY	247	121,160	6,479	5%	127,886
TESTING MATTERS INC	1,507	105,922	19,980	16%	127,409
BPHL-TAMPA (SPECTRUM BLVD)	46	99,474	18,286	16%	117,806
UF HEALTH MEDICAL LAB	33	105,767	9,902	9%	115,702
TAMPA GENERAL HOSPITAL	4	105,535	10,005	9%	115,544
ADVENT HEALTH LAB	112	101,258	13,955	12%	115,325
MEDICAL DIAGNOSTIC LABORATORIES	977	98,618	14,224	12%	113,819
BAPTIST HEALTH SOUTH FLORIDA	402	93,083	13,633	13%	107,118
DIATHERIX LABORATORIES (VRL EUROFINIS)	1	92,687	13,592	13%	106,280
KORVALABS, INC	1,286	92,783	4,758	5%	98,827
SUNPATH MEDICAL DIAGNOSTICS LABORATORY	849	81,012	12,492	13%	94,353
LAKELAND REGIONAL MEDICAL CENTER	315	78,215	10,066	11%	88,596
ASCENSION ST VINCENT'S - RIVERSIDE	2	77,570	10,772	12%	88,344
JACKSON MEMORIAL HOSPITAL CLINICAL LAB	79	75,107	12,628	14%	87,814
SOUTH MIAMI HOSPITAL LAB	483	76,339	10,434	12%	87,256
MINUTECLINIC LLC		72,089	11,714	14%	83,803
INGENIOUS PERSONALIZED MEDICINE	278	67,049	13,174	16%	80,501

# COVID-19: testing by laboratory

Data through May 17, 2021 verified as of May 18, 2021 at 09:25 AM

Data in this report are provisional and subject to change.

The numbers in the table below represent the number of Florida and non-Florida residents for whom test results were received by the Department of Health. A person can be tested by more than one laboratory and can have both positive and negative results. **Therefore, the sum of the numbers in each column will be larger than the total number of people tested.**

Reporting lab	Inconclusive	Negative	Positive	Percent positive	Total
UF HEALTH SHANDS HOSPITAL	548	69,645	4,940	7%	75,133
AMERICAN HEALTH ASSOCIATES	9	68,220	5,520	7%	73,749
APPLIED INGENUITY DIAGNOSTICS LLC		66,982	3,443	5%	70,425
AIT LABORATORIES		56,803	6,948	11%	63,751
BAPTIST HEALTH - JACKSONVILLE	4	58,131	4,295	7%	62,430
GENESIS REFERENCE LABORATORIES		55,217	5,550	9%	60,767
ADVENTIST HEALTH SYSTEMS SUNBELT INC DBA		52,239	6,792	12%	59,031
AMELIA EARHART		50,533	8,234	14%	58,767
SARASOTA MEMORIAL HOSPITAL MAIN LAB	12	52,481	4,270	8%	56,763
NICKLAUS CHILDREN'S HOSPITAL	75	49,717	6,013	11%	55,805
BROWARD GENERAL MEDICAL CENTER-CLINICAL LAB	2	49,659	5,323	10%	54,984
TALLAHASSEE MEMORIAL HOSPITAL	242	48,708	5,707	10%	54,657
ARUP LABORATORIES	16	50,117	2,926	6%	53,059
FLORIDA HOSPITAL - TAMPA	37	48,120	3,701	7%	51,858
MEDFAST URGENT CARE CENTERS, LLC	20	44,434	6,617	13%	51,071
DWIC OF TAMPA BAY INC		43,686	5,944	12%	49,630
INTEGRATED REGIONAL LABORATORIES LLP	16	42,100	5,845	12%	47,961
VIRACOR EUROFINIS		36,108	9,851	21%	45,959
UNIVERSITY OF MIAMI HOSPITAL	163	41,715	4,061	9%	45,939
MILLENNIUM PHYSICIAN GROUP	17	38,319	7,517	16%	45,853
LEE HEALTH - CAPE CORAL HOSPITAL	3	39,445	6,199	14%	45,647
UF HEALTH JACKSONVILLE	61	39,855	4,415	10%	44,331
ECCO LAB GROUP CO	547	36,991	4,816	11%	42,354
MOUNT SINAI MEDICAL CENTER	16	35,901	3,717	9%	39,634
NORTH FLORIDA REGIONAL MEDICAL CENTER		35,300	3,806	10%	39,106
ST JOSEPHS HOSPITAL LABORATORY	23	34,603	4,271	11%	38,897
NIGHT LITE PEDIATRIC CENTER LLC		35,011	3,584	9%	38,595
BRANDON REGIONAL HOSPITAL		33,511	4,298	11%	37,809
ORANGE COUNTY CONVENTION CENTER		33,330	3,724	10%	37,054
GENESIS MEDICAL LABORATORY	477	30,820	5,302	14%	36,599
STS LAB 2 LLC	6	34,673	1,892	5%	36,571
WALGREENS	38	30,509	5,615	16%	36,162
MIAMI DADE COUNTY		32,091	3,527	10%	35,618
JUPITER MEDICAL CENTER LAB	88	31,822	3,014	9%	34,924
JFK MEDICAL CENTER LAB	1	30,317	3,743	11%	34,061
PALMETTO GENERAL HOSPITAL LAB	3	28,082	5,239	16%	33,324
HOLY CROSS HOSPITAL CLINICAL LAB	1	30,464	2,789	8%	33,254
WATSON CLINIC LLP		26,144	6,093	19%	32,237
AVENTUS BIO LABS	17	27,387	3,683	12%	31,087
CLEVELAND CLINIC TRADITION HOSPITAL		27,604	2,255	8%	29,859
CLEVELAND CLINIC HOSPITAL LAB	4	26,146	2,704	9%	28,854
INFINITY BIOLOGIX LLC (GINKO BIOWORKS)	118	27,133	1,253	4%	28,504
MALABAR MEDICAL WALK IN CLINIC	1	23,669	4,638	16%	28,308
MIAMI BEACH CONVENTION CENTER		26,105	2,111	7%	28,216

# COVID-19: testing by laboratory

Data through May 17, 2021 verified as of May 18, 2021 at 09:25 AM

Data in this report are provisional and subject to change.

The numbers in the table below represent the number of Florida and non-Florida residents for whom test results were received by the Department of Health. A person can be tested by more than one laboratory and can have both positive and negative results. **Therefore, the sum of the numbers in each column will be larger than the total number of people tested.**

Reporting lab	Inconclusive	Negative	Positive	Percent positive	Total
HEALTHLINK DIAGNOSTIC LABORATORIES	302	25,312	2,497	9%	28,111
ACCESS DX LABORATORY	234	24,760	2,165	8%	27,159
MORTON PLANT HOSPITAL-ADLER INSTITUTE	26	24,071	2,918	11%	27,015
SAINT MARY'S MEDICAL CENTER	27	23,291	2,530	10%	25,848
LAB DIAGNOSTICS LLC	402	19,926	5,405	21%	25,733
UNITED CLINICAL LABORATORY LLC	3	22,767	2,810	11%	25,580
DRS CLACK SPENCER WHITE & MCCORMACK PA D/B/A		22,530	2,185	9%	24,715
BAYFRONT HEALTH - ST PETERSBURG	17	21,764	2,726	11%	24,507
PANCARE OF FLORIDA INC		21,355	2,574	11%	23,929
STATLAB_MOBILE	1	20,547	2,064	9%	22,612
NAPLES COMMUNITY HOSPITAL	76	20,081	2,082	9%	22,239
VISTA CLINICAL DIAGNOSTICS	495	19,298	2,262	10%	22,055
PATIENTS FIRST LAKE ELLA MEDICAL CENTER PA		18,664	3,347	15%	22,011
HOMESTEAD HOSPITAL CLINICAL LABORATORY	27	18,084	3,686	17%	21,797
LEESBURG REGIONAL MEDICAL CENTER		19,089	2,565	12%	21,654
CLARITY LAB SOLUTIONS	118	19,324	2,199	10%	21,641
LAWNWOOD REGIONAL MEDICAL CENTER	1	19,106	2,524	12%	21,631
SYNERGY DIAGNOSTIC LABORATORY	98	18,626	2,510	12%	21,234
OSCEOLA REGIONAL MEDICAL CENTER	1	18,635	2,534	12%	21,170
NORTHWEST MEDICAL CENTER	1	18,658	2,498	12%	21,157
ADVENT HEALTH - DAYTONA BEACH	32	18,890	1,798	9%	20,720
MEMORIAL HOSPITAL JACKSONVILLE	8	17,758	2,939	14%	20,705
EXACT SCIENCES LABORATORIES	1	18,177	2,309	11%	20,487
ORANGE PARK MEDICAL CENTER	9	17,082	2,920	15%	20,011
LABS ASAP LLC		18,256	1,675	8%	19,931
BETHESDA HOSPITAL EAST		18,092	1,728	9%	19,820
OAK HILL HOSPITAL		17,532	2,102	11%	19,634
DELRAY MEDICAL CENTER LAB	3	17,536	1,849	10%	19,388
MEMORIAL REGIONAL HOSPITAL CLINICAL LABORATORY	11	17,945	1,165	6%	19,121
MEDRITE MEDICAL CARE, PC	6,840	11,143	1,061	6%	19,044
INDIAN RIVER PATHOLOGY LLC		17,538	1,353	7%	18,891
BAPTIST HEALTH - SOUTH		17,336	1,367	7%	18,703
WEST KENDALL BAPTIST HOSPITAL	14	15,288	3,350	18%	18,652
NEMOURS CHILDRENS HOSPITAL	1	17,525	1,097	6%	18,623
ADVENTHEALTH CENTRA CARE LAKE BUENA VISTA		16,053	2,204	12%	18,257
LARGO MEDICAL CENTER		16,030	1,882	11%	17,912
WINTER HAVEN HOSPITAL CLINICAL LABORATORY	4	15,075	2,652	15%	17,731
MOLECULAR INFECTIOUS DISEASES	666	16,084	747	4%	17,497
MEDICAL CENTER OF TRINITY CLINICAL LABORATORY	2	15,729	1,750	10%	17,481
HEALTH CENTER AT SINAI RESIDENCES		16,924	506	3%	17,430
PALMS WEST HOSPITAL LAB	2	15,126	2,216	13%	17,344
BIOCERNA LABS	461	14,582	2,112	12%	17,155
ACCESS MEDICAL LABORATORIES	4	8,756	8,336	49%	17,096
NATIONWIDE LABORATORY SERVICES INC	565	14,470	1,900	11%	16,935
THE HEALTHCARE DISTRICT OF PALM BEACH COUNTY	51	14,633	2,063	12%	16,747

# COVID-19: testing by laboratory

Data through May 17, 2021 verified as of May 18, 2021 at 09:25 AM

Data in this report are provisional and subject to change.

The numbers in the table below represent the number of Florida and non-Florida residents for whom test results were received by the Department of Health. A person can be tested by more than one laboratory and can have both positive and negative results. **Therefore, the sum of the numbers in each column will be larger than the total number of people tested.**

Reporting lab	Inconclusive	Negative	Positive	Percent positive	Total
FULGENT DIAGNOSTICS	172	15,483	1,009	6%	16,664
UHEALTH CORAL GABLES/LENNAR MED CTR	55	15,462	1,107	7%	16,624
BAPTIST HEALTHCARE - BAPTIST HOSPITAL	6	13,222	3,349	20%	16,577
LEE HEALTH - LEE MEMORIAL HOSPITAL		12,706	3,830	23%	16,536
MERCY HOSPITAL A CAMPUS OF PLANTATION GEN HOSP LAB	1	14,135	2,388	14%	16,524
WEST FLORIDA HOSPITAL LAB	2	13,058	3,222	20%	16,282
WELLINGTON REGIONAL MED CTR LAB	6	14,468	1,798	11%	16,272
WESTSIDE REGIONAL MED CTR	2	13,930	2,313	14%	16,245
GOOD SAMARITAN MEDICAL CENTER LAB	2	14,231	1,994	12%	16,227
LEE DAVIS COMMUNITY RESOURCE CENTER		13,901	2,323	14%	16,224
PRIVA PATH LABS	83	15,088	1,023	6%	16,194
REGIONAL MEDICAL CENTER BAYONET POINT	2	14,822	1,297	8%	16,121
THE VILLAGES REGIONAL HOSPITAL		14,015	1,458	9%	15,473
GULF COAST MEDICAL CENTER MICROLAB		12,142	3,203	21%	15,345
AVENTURA HOSPITAL LAB		12,462	2,743	18%	15,205
CARDIOPATH	84	13,156	1,933	13%	15,173
CORAL GABLES HOSPITAL CLINICAL LABORATORY		12,941	2,155	14%	15,096
CAPITAL REGIONAL MEDICAL CTR		12,212	2,586	17%	14,798
NONA SCIENTIFIC	5	11,552	3,183	22%	14,740
BAPTIST HEALTH SOUTH FLORIDA - WEST KENDALL URGENT CARE		12,323	2,390	16%	14,713
PRECISION HEALTH RESOURCES LLC		13,694	952	7%	14,646
BLAKE MEDICAL CENTER		12,891	1,668	11%	14,559
WEST BOCA MEDICAL CENTER LAB		13,520	1,035	7%	14,555
INDIAN RIVER MEDICAL CENTER LAB		13,669	852	6%	14,521
HALIFAX MEDICAL CENTER LAB	40	12,231	2,083	15%	14,354
LEE HEALTH - HEALTH PARK MEDICAL CENTER		12,117	2,196	15%	14,313
MANATEE MEMORIAL HOSPITAL		13,004	1,176	8%	14,180
PALM BEACH GARDENS MEDICAL CTR LAB		12,536	1,332	10%	13,868
CernerELR_Advent		12,148	1,630	12%	13,778
FAU		12,632	1,146	8%	13,778
PHYSICIANS REGIONAL MEDICAL CENTER - PINE RIDGE RD	1	12,443	1,316	10%	13,760
ST ANTHONY'S HOSPITAL LAB	30	12,038	1,680	12%	13,748
PLANTATION GENERAL HOSPITAL		11,549	2,037	15%	13,586
LAKE CITY MEDICAL CENTER		11,024	2,363	18%	13,387
ST JOSEPHS HOSPITAL	18	11,261	1,916	15%	13,195
FLORIDA HOSPITAL HEARTLAND MED CTR CLINICAL LAB	33	11,498	1,603	12%	13,134
FLORIDA MEDICAL CENTER - A CAMPUS OF NORTH SHORE	2	11,445	1,538	12%	12,985
FLORIDA LABORATORY ANALYSIS		11,386	1,579	12%	12,965
ADVENTHEALTH CENTRA CARE WATERFORD LAKES		10,792	2,100	16%	12,892
LARKIN COMMUNITY HOSPITAL	10	11,134	1,591	12%	12,735
GENOVA DIAGNOSTICS LABORATORY	70	11,524	1,140	9%	12,734
PATHNOSTICS	46	10,203	2,475	19%	12,724
CENTRAL FLORIDA REGIONAL HOSPITAL		11,367	1,305	10%	12,672
JOHNS HOPKINS ALL CHILDREN'S HOSPITAL		11,751	743	6%	12,494
ADVENT HEALTH - WESLEY CHAPEL	14	11,239	1,157	9%	12,410
DOCTORS HOSPITAL	7	10,485	1,891	15%	12,383
NORTHSIDE HOSPITAL AND HEART INSTITUTE		11,207	1,175	9%	12,382

# COVID-19: testing by laboratory

Data through May 17, 2021 verified as of May 18, 2021 at 09:25 AM

Data in this report are provisional and subject to change.

The numbers in the table below represent the number of Florida and non-Florida residents for whom test results were received by the Department of Health. A person can be tested by more than one laboratory and can have both positive and negative results. **Therefore, the sum of the numbers in each column will be larger than the total number of people tested.**

Reporting lab	Inconclusive	Negative	Positive	Percent positive	Total
EXPRESS GENE MOLECULAR DIAGNOSTICS LABORATORY	1	10,770	1,588	13%	12,359
MEASE COUNTRYSIDE LAB	14	10,872	1,346	11%	12,232
VIKOR SCIENTIFIC	49	10,224	1,901	16%	12,174
CORAL SPRINGS MED CTR		10,980	1,179	10%	12,159
LAKE CITY HM		11,147	988	8%	12,135
BINAXNOW	10	9,185	2,936	24%	12,131
COAST DIAGNOSTICS LLC	54	10,757	1,289	11%	12,100
PWN HEALTH	17	9,962	2,088	17%	12,067
FLORIDA HOSPITAL DELAND	10	10,598	1,426	12%	12,034
HEALTHQUEST ESOTERICS		10,356	1,667	14%	12,023
ADVENTHEALTH CENTRA CARE ST CLOUD	1	10,281	1,707	14%	11,989
BAPTIST HEALTH SOUTH FLORIDA - COUNTRY WALK URGENT CARE		9,916	2,037	17%	11,953
FLORIDA HOSPITAL WATERMAN LABORATORY	70	10,997	865	7%	11,932
ST MARKS HOSPITAL LABORATORY B	78	10,627	1,002	9%	11,707
WEST PALM HOSPITAL LAB		10,807	876	7%	11,683
SARKIS CLINICAL TRIALS	25	10,236	1,389	12%	11,650
AMERICAN FAMILY CARE	1	7,084	4,544	39%	11,629
GENE BY GENE, GENOMICS RESEARCH CENTER LAB	44	10,798	711	6%	11,553
LEON MEDICAL CENTERS LLC		9,215	2,256	20%	11,471
SYNERGY LABORATORIES	37	10,167	1,234	11%	11,438
H LEE MOFFITT CANCER CENTER LABORATORY	4	10,991	292	3%	11,287
FLORIDA HOSPITAL FLAGLER	29	10,215	1,013	9%	11,257
NCF DIAGNOSTICS & DNA TECHNOLOGIES LAB	276	10,318	575	5%	11,169
OCALA REGIONAL MEDICAL CENTER		9,618	1,304	12%	10,922
FLORIDA HOSPITAL OCALA		9,761	1,151	11%	10,912
MEDARBOR DIAGNOSTICS	1	9,734	1,162	11%	10,897
BROWARD HEALTH NORTH CLINICAL LABORATORY		9,625	1,174	11%	10,799
NCH DOWNTOWN NAPLES HOSPITAL	18	9,842	848	8%	10,708
LABSTAT LLC	27	10,162	493	5%	10,682
INDIAN RIVER MEDICAL CENTER		9,410	1,153	11%	10,563
FLORIDA HOSPITAL OF CARROLLWOOD	23	9,025	1,494	14%	10,542
NORTH SHORE MEDICAL CENTER		8,820	1,705	16%	10,525
ADVENTHEALTH CENTRA CARE CLERMONT		9,002	1,451	14%	10,453
LARKIN COMMUNITY HOSPITAL INC DBA CARDIOTROPIC		6,819	3,619	35%	10,438
AVECINA MEDICAL	4	6,210	4,156	40%	10,370
LEE HEALTH - GULF COAST MEDICAL CENTER	2	8,533	1,835	18%	10,370
FIRST CHOICE LABORATORY LLC	112	9,633	620	6%	10,365
NCH NORTH NAPLES HOSPITAL	10	9,327	940	9%	10,277
LEE HEALTH CONVENIENT CARE - PAGE FIELD		9,184	1,081	11%	10,265
FLORIDA HOSPITAL ZEPHYRHILLS	10	9,106	1,145	11%	10,261
SANTA ROSA MEDICAL CENTER	2	8,661	1,567	15%	10,230
ADVENTHEALTH CENTRA CARE UNIVERSITY	1	8,964	1,201	12%	10,166
BAPTIST HEALTH - BEACHES		9,387	701	7%	10,088
ANNE BATES LEACH EYE HOSPITAL/ ABLEH MICROBIOLOGY LABORATORY	9	9,919	135	1%	10,063
P4 CLINICAL, LLC	205	8,826	996	10%	10,027
MINUTECLINIC LLC		8,629	1,387	14%	10,016
ADVENTHEALTH CENTRA CARE WINTER PARK		8,927	1,045	10%	9,972



# COVID-19: testing by laboratory

Data through May 17, 2021 verified as of May 18, 2021 at 09:25 AM

Data in this report are provisional and subject to change.

The numbers in the table below represent the number of Florida and non-Florida residents for whom test results were received by the Department of Health. A person can be tested by more than one laboratory and can have both positive and negative results. **Therefore, the sum of the numbers in each column will be larger than the total number of people tested.**

Reporting lab	Inconclusive	Negative	Positive	Percent positive	Total
ADVENTHEALTH CENTRA CARE WINTER GARDEN	1	8,826	1,143	11%	9,970
ST LUCIE MEDICAL CENTER		8,247	1,712	17%	9,959
PARAMOUNT URGENT CARE	4	6,294	3,615	36%	9,913
SRQ DRIVE THROUGH		8,944	905	9%	9,849
CLEVELAND CLINIC MARTIN NORTH HOSPITAL		8,780	1,024	10%	9,804
AVECINA	20	9,009	705	7%	9,734
CLEVELAND CLINIC MARTIN SOUTH HOSPITAL	1	8,691	1,005	10%	9,697
BOSTON HEART DIAGNOSTICS CORP		8,475	1,219	13%	9,694
MEMORIAL HOSPITAL WEST LABORATORY SERVICES	15	8,812	839	9%	9,666
PALM BEACH BALL PARK		8,607	1,039	11%	9,646
MEMORIAL HOSPITAL MICRO		9,002	610	6%	9,612
BAPTIST HEALTH SOUTH FLORIDA - MIAMI LAKES URGENT CARE		7,580	2,025	21%	9,605
ADVENTHEALTH CENTRA CARE LAKELAND	1	8,247	1,319	14%	9,567
UNIVERSITY HOSPITAL AND MEDICAL CENTER		8,041	1,449	15%	9,490
SOUTH BAY HOSPITAL CLINICAL LAB	1	8,360	980	10%	9,341
BAYCARE COMMUNITY HEALTH		9,079	199	2%	9,278
INFORM DIAGNOSTICS, INC		8,682	530	6%	9,212
ADVENTHEALTH CENTRA CARE HUNTERS CREEK	3	7,922	1,191	13%	9,116
ADVENTHEALTH CENTRA CARE LEE ROAD		8,096	976	11%	9,072
POINCIANA MEDICAL CENTER		7,164	1,893	21%	9,057
WEST MARION COMMUNITY HOSPITAL LAB		7,604	1,418	16%	9,022
QDX PATHOLOGY SERVICES	2	8,551	426	5%	8,979
CERNERELR_BAYCARE	43	8,320	616	7%	8,979
ADVENTHEALTH EXPRESS CARE		7,423	1,516	17%	8,939
ADVENTHEALTH CENTRA CARE SANFORD		7,822	1,107	12%	8,929
FLORIDA HOSPITAL FISH MEMORIAL	19	7,582	1,305	15%	8,906
KD MEDICAL CHOICE LLC	5	8,126	774	9%	8,905
BAYFRONT HEALTH - PORT CHARLOTTE		8,215	675	8%	8,890
LAKWOOD RANCH MEDICAL CENTER		8,135	686	8%	8,821
MORTON PLANT-MEASE	5	7,736	851	10%	8,592
ISPM LABS, LLC DBA CAPSTONE DIAGNOSTICS, LLC		8,183	405	5%	8,588
ATLANTIS URGENT CARE	12	6,731	1,802	21%	8,545
ADVENTHEALTH CENTRA CARE APOPKA	1	7,287	1,213	14%	8,501
ADVENTHEALTH CENTRA CARE LAKE MARY	2	7,396	1,084	13%	8,482
ADVENTHEALTH CENTRA CARE DR PHILLIPS		7,633	847	10%	8,480
EGLIN AIR FORCE BASE	14	6,618	1,797	21%	8,429
HIALEAH HOSPITAL	4	6,574	1,824	22%	8,402
EMERALD COAST URGENT CARE		6,638	1,751	21%	8,389
ADVENTHEALTH CENTRA CARE MOUNT DORA		7,136	1,245	15%	8,381
BAPTIST HEALTH SOUTH FLORIDA - WESTCHESTER URGENT CARE		6,920	1,443	17%	8,363
ARCPOINT LABS OF FORT MYERS	5	7,393	961	11%	8,359
MINUTECLINIC LLC #1067		7,177	1,170	14%	8,347
SPORTS DRUG TESTING LABORATORY	160	7,953	230	3%	8,343
ADVENTIST HEALTH SYSTEMS, SUNBELT INC		7,191	1,142	14%	8,333
AVECINA MEDICAL OAKLEAF	3	6,977	1,330	16%	8,310
ADVENTHEALTH CENTRA CARE KISSIMMEE		7,394	862	10%	8,256
CERNERELR_BAPTISTMIAMI	31	7,313	862	11%	8,206

# COVID-19: testing by laboratory

Data through May 17, 2021 verified as of May 18, 2021 at 09:25 AM

Data in this report are provisional and subject to change.

The numbers in the table below represent the number of Florida and non-Florida residents for whom test results were received by the Department of Health. A person can be tested by more than one laboratory and can have both positive and negative results. **Therefore, the sum of the numbers in each column will be larger than the total number of people tested.**

Reporting lab	Inconclusive	Negative	Positive	Percent positive	Total
WELLINGTON REGIONAL MEDICAL CENTER		7,477	638	8%	8,115
BAPTIST HEALTH SOUTH FLORIDA - DORAL URGENT CARE		6,542	1,563	19%	8,105
OVIEDO MEDICAL CENTER		7,208	819	10%	8,027
HOLMES REG MED CENTER CLINICAL LAB		7,177	815	10%	7,992
EMPIRE CITY LABORATORIES INC	100	6,743	1,107	14%	7,950
GENOSUR LLC	26	7,813	100	1%	7,939
BAPTIST HEALTH - NASSAU		7,530	379	5%	7,909
ADVENTHEALTH CENTRA CARE ALTAMONTE		6,825	974	12%	7,799
MINUTECLINIC LLC #8396		6,624	1,160	15%	7,784
DYNIX DIAGNOSTIX		7,000	749	10%	7,749
PARAMOUNT URGENT CARE INC	1	5,151	2,556	33%	7,708
MEDEXPRESS URGENT CARE OF BOYNTON BEACH LLC		7,050	629	8%	7,679
COMMUNITY HEALTH CENTERS OF PINELLAS INC	2	6,230	1,415	19%	7,647
ST PETERSBURG GENERAL HOSPITAL		6,548	1,084	14%	7,632
IMPERIAL POINT MEDICAL CENTER		6,936	658	9%	7,594
NCH NORTH NAPLES HOSPITAL LAB	15	6,733	833	11%	7,581
MINUTECLINIC		6,484	1,092	14%	7,576
SUNCOAST PATHOLOGY ASSOCIATES		6,951	625	8%	7,576
MEDEXPRESS URGENT CARE HUDSON		6,485	1,046	14%	7,531
MEDEXPRESS URGENT CARE	2	5,233	2,253	30%	7,488
ADVENT HEALTH - HEART OF FLORIDA ER	1	6,490	985	13%	7,476
SPECTOR SCIENTIFIC LAB	21	6,236	1,120	15%	7,377
ADVENTHEALTH CENTRA CARE AZALEA PARK		6,310	1,062	14%	7,372
PHARMCO RX	2	7,017	343	5%	7,362
MINUTE CLINIC LLC		6,421	914	12%	7,335
HOLIDAY CVS LLC		6,870	408	6%	7,278
AHCC WESLEY CHAPEL		6,372	835	12%	7,207
AVERO DIAGNOSTICS - IRVING	11	6,706	478	7%	7,195
ST JOSEPHS NORTH HOSPITAL LAB	7	6,127	1,043	15%	7,177
ADVENTHEALTH CENTRA CARE OVIEDO		6,150	987	14%	7,137
CLINICAL REFERENCE LABORATORY	2	6,745	371	5%	7,118
ACUTIS DIAGNOSTICS	171	5,756	1,158	16%	7,085
MINUTECLINIC LLC #3703		5,760	1,319	19%	7,079
UNKNOWN	6	3,557	3,502	50%	7,065
FORT WALTON BEACH MEDICAL CENTER		6,082	953	14%	7,035
FLORIDA COMMUNITY HEALTH CENTER		5,687	1,344	19%	7,031
FLORIDA FAMILY LABORATORY, INC DBA	65	6,440	500	7%	7,005
FLORIDA HOSPITAL NORTH PINELLAS	11	6,345	543	8%	6,899
SOLARIS DIAGNOSTICS	11	6,256	613	9%	6,880
LUMINUS DIAGNOSTICS		6,286	562	8%	6,848
RAULERSON HOSPITAL		5,950	895	13%	6,845
ANGEL KIDS PEDIATRICS		6,472	363	5%	6,835
MEDCOMP SCIENCES LLC	145	4,509	2,123	31%	6,777
MEDIPATH LLC		6,087	606	9%	6,693
DOCTORS URGENT CARE LLC	1	5,469	1,197	18%	6,667
VISTA CLINICAL	8	3,912	2,727	41%	6,647
MICROGEN DX	4	5,811	733	11%	6,548

# COVID-19: testing by laboratory

Data through May 17, 2021 verified as of May 18, 2021 at 09:25 AM

Data in this report are provisional and subject to change.

The numbers in the table below represent the number of Florida and non-Florida residents for whom test results were received by the Department of Health. A person can be tested by more than one laboratory and can have both positive and negative results. **Therefore, the sum of the numbers in each column will be larger than the total number of people tested.**

Reporting lab	Inconclusive	Negative	Positive	Percent positive	Total
PUTNAM COMMUNITY MEDICAL CENTER		5,731	806	12%	6,537
LABORATORY OF FLORIDA LLC	41	5,901	578	9%	6,520
ADVENTHEALTH CENTRA CARE LONGWOOD		5,669	830	13%	6,499
ADVENTHEALTH CENTRA CARE SOUTH ORANGE		5,578	904	14%	6,482
BAPTIST HEALTH SOUTH FLORIDA - PEMBROKE PINES URGENT CARE		5,369	1,102	17%	6,471
ADVENTHEALTH CENTRA CARE PORT ORANGE		5,474	983	15%	6,457
PEDIATRIC HEALTH CARE ALLIANCE PA		5,929	512	8%	6,441
NORTHWEST FLORIDA COMMUNITY HOSPITAL	47	4,911	1,482	23%	6,440
ADVENTHEALTH CENTRA CARE ORANGE LAKE		5,624	799	12%	6,423
DOCTORS URGENT CARE OF LUTZ LLC	1	5,203	1,182	19%	6,386
SOUTH FLORIDA BAPTIST HOSPITAL MICRO	4	5,288	1,078	17%	6,370
URGENT CARE OF THE PALM BEACHES		5,305	1,045	16%	6,350
PRO CLINIC		5,177	1,101	18%	6,278
ADVENTHEALTH CENTRA CARE SAND LAKE		5,577	692	11%	6,269
MEDEXPRESS URGENT CARE - GOLDEN GATE		5,485	768	12%	6,253
COASTAL MED URGENT CARE		4,600	1,607	26%	6,207
ALTRU DIAGNOSTICS INC	5	5,830	294	5%	6,129
BAPTIST HEALTH - NORTH		4,940	1,183	19%	6,123
HEALTH FIRST ADVENTHEALTH CENTRA CARE - TITUSVILLE		5,183	924	15%	6,107
ADVENTHEALTH CENTRA CARE LEESBURG		5,026	1,067	18%	6,093
MEDEXPRESS URGENT CARE - ROYAL PALM BEACH		5,414	674	11%	6,088
MEDEXPRESS URGENT CARE - ESTERO		5,401	647	11%	6,048
MINUTECLINIC LLC # 0709		5,064	930	16%	5,994
PALMS OF PASADENA HOSPITAL		5,327	594	10%	5,921
BAYFRONT HEALTH - VENICE REGIONAL MEDICAL	1	5,374	537	9%	5,912
BAPTIST HEALTH SOUTH FLORIDA - KENDALE LAKES URGENT CARE		4,779	1,097	19%	5,876
ADVENTHEALTH CENTRA CARE WINTER HAVEN	1	4,510	1,283	22%	5,794
WESTCHESTER HOSPITAL	23	4,752	1,018	18%	5,793
URGENT CARE CURE	2	4,981	794	14%	5,777
DOCTORS HOSPITAL OF SARASOTA CLINICAL LABORATORY		5,011	719	13%	5,730
THE CENTER FOR URGENT CARE	3	4,814	912	16%	5,729
TALLAHASSEE PRIMARY CARE ASSOCIATES		5,090	629	11%	5,719
MEDICAL DNA LABS LLC	3	5,209	497	9%	5,709
SUNRISE MEDICAL LABORATORIES	2	5,292	411	7%	5,705
MEDEXPRESS URGENT CARE PALM BEACH GARDENS		5,163	536	9%	5,699
PARAMOUNT URGENT CARE - WINDERMERE	3	3,844	1,851	32%	5,698
HEALTH FIRST ADVENTHEALTH CENTRA CARE GATEWAY	1	5,098	571	10%	5,670
HIGHLANDS REGIONAL MEDICAL CENTER		4,781	884	16%	5,665
BAPTIST HEALTH SOUTH FLORIDA - TAMiami TRAIL URGENT CARE		4,565	1,091	19%	5,656
ESCAMBIA COMMUNITY CLINICS INC	8	4,296	1,340	24%	5,644
MEDEXPRESS URGENT CARE - LAKELAND		4,932	694	12%	5,626
BAPTIST HEALTH SOUTH FLORIDA - CORAL SPRINGS URGENT CARE		4,789	790	14%	5,579
BAYFRONT HEALTH - SEVEN RIVERS		5,065	477	9%	5,542
TROPICANA FIELD - LOT 2	19	4,935	495	9%	5,449
QUICK CARE MED PL	2	4,626	818	15%	5,446
MINUTECLINIC LLC #3662		4,630	794	15%	5,424
BAYFRONT HEALTH - BROOKSVILLE		4,807	568	11%	5,375

# COVID-19: testing by laboratory

Data through May 17, 2021 verified as of May 18, 2021 at 09:25 AM

Data in this report are provisional and subject to change.

The numbers in the table below represent the number of Florida and non-Florida residents for whom test results were received by the Department of Health. A person can be tested by more than one laboratory and can have both positive and negative results. **Therefore, the sum of the numbers in each column will be larger than the total number of people tested.**

Reporting lab	Inconclusive	Negative	Positive	Percent positive	Total
BAPTIST HEALTH SOUTH FLORIDA - PINECREST URGENT CARE		4,597	759	14%	5,356
ADVENTHEALTH PROMPT CARE	2	3,978	1,373	26%	5,353
MINUTECLINIC LLC #3463		4,470	846	16%	5,316
BAPTIST HEALTH SOUTH FLORIDA - CORAL GABLES URGENT CARE		4,421	884	17%	5,305
BETHESDA HOSPITAL WEST		4,771	533	10%	5,304
MINUTECLINIC LLC # 3930		4,572	727	14%	5,299
BAYFRONT HEALTH - SPRING HILL		4,843	440	8%	5,283
MINUTECLINIC LLC #1771		4,470	797	15%	5,267
MARTIN HOSPITAL SOUTH LAB		4,966	293	6%	5,259
VENTURE MEDICAL OF FLORIDA LLC		4,828	422	8%	5,250
BAPTIST HEALTH SOUTH FLORIDA - PALMETTO BAY URGENT CARE		4,414	836	16%	5,250
BAPTIST HEALTH SOUTH FLORIDA - CORAL GABLES (UNIVERSITY) URGENT CARE		4,498	725	14%	5,223
FLAGLER HOSPITAL LABORATORY	8	4,046	1,145	22%	5,199
TRINITY SPRINGS		4,436	729	14%	5,165
BAYFRONTVENICEREGIONAL		4,959	171	3%	5,130
BAYFRONT HEALTH - PUNTA GORDA		4,711	380	7%	5,091
MINUTECLINIC LLC #7225		4,328	757	15%	5,085
MEASE DUNEDIN HOSPITAL	5	4,501	538	11%	5,044
MINUTECLINIC LLC #5253		4,191	850	17%	5,041
ASCENSION SACRED HEART - EMERALD COAST		4,232	798	16%	5,030
ADVENTHEALTH CENTRA CARE COLONIAL TOWN	2	4,473	550	11%	5,025
MINUTECLINIC LLC #3631		4,297	712	14%	5,009
MINUTECLINIC LLC 5852		4,333	671	13%	5,004
DESOTO MEMORIAL HOSPITAL	3	4,146	827	17%	4,976
PREMIER URGENT CARE OF BREVARD LLC	4	4,319	595	12%	4,918
MINUTECLINIC LLC # 0514		4,306	610	12%	4,916
MEDEXPRESS URGENT CARE CAPE CORAL		4,193	691	14%	4,884
ENGLEWOOD COMMUNITY HOSPITAL		4,444	415	9%	4,859
ADVENTIST HEALTH SYSTEMS SUNBELT IN DBA		4,286	562	12%	4,848
MINUTECLINIC LLC #5249		3,989	856	18%	4,845
MEMORIAL HOSPITAL- MIRAMAR	12	4,447	331	7%	4,790
MINUTECLINIC LLC #3291		4,107	682	14%	4,789
TWIN CITIES HOSPITAL	1	4,227	540	11%	4,768
MINUTECLINIC LLC #5190		3,950	805	17%	4,755
MINUTECLINIC LLC #5854		3,944	777	16%	4,721
MOFFITT CANCER CENTER	6	4,586	106	2%	4,698
MINUTECLINIC LLC #3814		4,004	677	14%	4,681
LAKESIDE MEDICAL CENTER		3,795	878	19%	4,673
PALMS MEDICAL GROUP	5	3,224	1,442	31%	4,671
PHYSICIANS REGIONAL MEDICAL CENTER - COLLIER BLVD	1	3,727	927	20%	4,655
US BIOTEK LABORATORIES	15	4,263	370	8%	4,648
SCION LAB SERVICES LLC	26	4,235	355	8%	4,616
STEWART ROCKLEDGE HOSPITAL	8	4,156	450	10%	4,614
MINUTECLINIC LLC #7887		4,088	525	11%	4,613
NIGHT LITE PEDIATRICS	4	3,346	1,263	27%	4,613
HOLIDAY CVS LLC DBA CVS PHARMACY #5154		4,486	123	3%	4,609
PREMIER MEDICAL	2	4,494	95	2%	4,591

# COVID-19: testing by laboratory

Data through May 17, 2021 verified as of May 18, 2021 at 09:25 AM

Data in this report are provisional and subject to change.

The numbers in the table below represent the number of Florida and non-Florida residents for whom test results were received by the Department of Health. A person can be tested by more than one laboratory and can have both positive and negative results. **Therefore, the sum of the numbers in each column will be larger than the total number of people tested.**

Reporting lab	Inconclusive	Negative	Positive	Percent positive	Total
MEDEXPRESS URGENT CARE LEHIGH ACRES		3,969	621	14%	4,590
CARENOW URGENT CARE	2	2,992	1,583	35%	4,577
ACCU REFERENCE MEDICAL LAB	9	3,708	808	18%	4,525
ADVENT HEALTH - NEW SMYRNA		3,817	681	15%	4,498
MINUTECLINIC LLC # 3686		3,834	663	15%	4,497
MINUTECLINIC LLC #4458		3,784	697	16%	4,481
GENESIS DIAGNOSTICS		4,226	255	6%	4,481
EXACT SCIENCES LABORATORIES, LLC		4,124	352	8%	4,476
MARION E FETHER MEDICAL CENTER, THE		4,048	408	9%	4,456
AMELIA URGENT CARE		2,766	1,668	38%	4,434
MINUTECLINIC LLC #7886		3,853	577	13%	4,430
BAYA PHARMACY & URGENT CARE		3,275	1,131	26%	4,406
DOCTORS TEST CENTERS		3,909	494	11%	4,403
LOWER KEYS MEDICAL CENTER		4,072	327	7%	4,399
ADVENTHEALTH CENTRA CARE		3,843	478	11%	4,321
AFC PHYSICIANS OF FLORIDA		3,386	929	22%	4,315
ST. LUCIE MEDICAL CTR.		4,254	57	1%	4,311
MINUTECLINIC LLC #3257		3,608	667	16%	4,275
MINUTECLINIC LLC #4201		3,730	536	13%	4,266
MINUTECLINIC, LLC #3204		3,561	675	16%	4,236
MINUTECLINIC LLC #1807		3,564	664	16%	4,228
MINUTECLINIC LLC #4415		3,602	621	15%	4,223
MINUTECLINIC LLC #5214		3,605	576	14%	4,181
VA PAIN CLINIC	8	3,997	152	4%	4,157
BAPTIST HEALTH SOUTH FLORIDA - DAVIE URGENT CARE		3,388	736	18%	4,124
MINUTECLINIC, LLC (CLINIC 10699)		3,626	484	12%	4,110
MINUTECLINIC LLC # 3579		3,432	671	16%	4,103
PARAMOUNT URGENT CARE - ORLANDO		2,981	1,121	27%	4,102
NIGHT LITE PEDIATRICS URGENT CARE	1	3,419	649	16%	4,069
MINUTECLINIC LLC #5924		3,514	523	13%	4,037
ADVENTHEALTH CENTRA CARE KIDS LAKE MARY		3,728	296	7%	4,024
MINUTECLINIC LLC #3748		3,314	703	18%	4,017
MINUTECLINIC, LLC #5817		3,360	650	16%	4,010
BAPTIST HEALTH SOUTH FLORIDA - WESTON URGENT CARE		3,476	532	13%	4,008
MINUTECLINIC LLC #7973		3,458	545	14%	4,003
PROHEALTH	3	2,378	1,610	40%	3,991
MINUTECLINIC, LLC #4015		3,228	760	19%	3,988
PARAMOUNT URGENT CARE - OVIEDO		3,019	958	24%	3,977
PRECISION HEALTH SOLUTIONS		3,783	188	5%	3,971
MINUTECLINIC LLC #1055		3,267	694	18%	3,961
MINUTECLINIC LLC # 7933		3,510	436	11%	3,946
MINUTECLINIC LLC #7173		3,431	514	13%	3,945
MINUTECLINIC LLC #3003		3,273	668	17%	3,941
MINUTECLINIC LLC #3255		3,504	433	11%	3,937
HEALTH FIRST ADVENTHEALTH CENTRA CARE COCOA		3,538	385	10%	3,923
BARTOW REGIONAL MEDICAL CENTER	1	3,300	618	16%	3,919
ADVENT HEALTH CENTRA CARE -WINTER PARK KIDS URGENT CARE	4	3,613	301	8%	3,918

# COVID-19: testing by laboratory

Data through May 17, 2021 verified as of May 18, 2021 at 09:25 AM

Data in this report are provisional and subject to change.

The numbers in the table below represent the number of Florida and non-Florida residents for whom test results were received by the Department of Health. A person can be tested by more than one laboratory and can have both positive and negative results. **Therefore, the sum of the numbers in each column will be larger than the total number of people tested.**

Reporting lab	Inconclusive	Negative	Positive	Percent positive	Total
VITRO MOLECULAR LABORATORIES	50	3,552	309	8%	3,911
MEDONE PLLC		3,003	886	23%	3,889
MC DIAGNOSTIC OF CONNECTICUT, PC #2220		3,327	533	14%	3,860
HEALTH FIRST ADVENTHEALTH CENTRA CARE MALABAR		3,474	375	10%	3,849
MINUTECLINIC LLC #5216		3,334	510	13%	3,844
MEDEXPRESS URGENT CARE - VERO BEACH		3,357	484	13%	3,841
SIPARADIGM LLC	59	3,505	265	7%	3,829
BRASHEAR'S VITAL CARE CORP		3,035	794	21%	3,829
MINUTECLINIC LLC #3705		3,398	428	11%	3,826
WALGREEN CO	2	3,377	426	11%	3,805
MEDEXPRESS URGENT CARE - DELAND		3,359	434	11%	3,793
MINUTECLINIC LLC #6007		3,266	500	13%	3,766
MINUTECLINIC LLC #3654		3,173	586	16%	3,759
BAPTIST HEALTH SOUTH FLORIDA - BRICKELL URGENT CARE		3,117	635	17%	3,752
LAKELAND REGIONAL HEALTH PABLO		3,269	434	12%	3,703
BAPTIST HEALTH - CLAY		3,236	453	12%	3,689
PHYSICIANS PRIMARY CARE	2	3,351	334	9%	3,687
VERILY LIFE SCIENCES	3	3,607	75	2%	3,685
BMCT Molecular Diagnostics Subsection		3,116	559	15%	3,675
BAPTIST HEALTH URGENT CARE AT SAWGRASS		3,053	608	17%	3,661
BAPTIST HEALTH EMERGENCY CENTER COUNTRY WALK	1	3,119	540	15%	3,660
HEALTH CARE DISTRICT OF PALM BEACH COUNTY	2	3,372	267	7%	3,641
MINUTECLINIC LLC #3285		3,204	430	12%	3,634
MINUTECLINIC LLC #1350		3,225	404	11%	3,629
MINUTECLINIC, LLC # 4469		3,213	409	11%	3,622
CLARITY LAB SOLUTIONS LLC		3,608	4	0%	3,612
MINUTECLINIC LLC #476		3,117	473	13%	3,590
MINUTECLINIC LLC #8381		3,114	458	13%	3,572
MINUTECLINIC LLC #4612		2,952	607	17%	3,559
MINUTECLINIC LLC #3648		2,910	636	18%	3,546
MINUTECLINIC LLC #5157		3,131	414	12%	3,545
MINUTECLINIC LLC #1821		3,152	391	11%	3,543
ADVENTHEALTH CENTRA CARE CONWAY		3,002	526	15%	3,528
PRIMEHEALTH URGENT CARE INC		3,015	512	15%	3,527
MIDWAY SPECIALTY CARE CENTER DIAGNOSTICS	38	3,247	240	7%	3,525
MINUTECLINIC LLC #4024		3,096	425	12%	3,521
MARINERS HOSPITAL	1	3,124	312	9%	3,437
GESSLER CLINIC	2	2,380	1,016	30%	3,398
MINUTECLINIC LLC #3635		2,948	446	13%	3,394
IMMOKALEE CHD		3,155	234	7%	3,389
MEDEXPRESS FORT MYERS		2,961	415	12%	3,376
MEMORIAL HOSPITAL PEMBROKE	3	2,974	378	11%	3,355
MEDIQUICK URGENT CARE CENTERS INC		2,589	747	22%	3,336
ACCESS POINT HEALTHCARE URGENT & PRIMARY CARE	2	2,606	712	21%	3,320
BAPTIST HEALTH - OAKLEAF		2,805	510	15%	3,315
ADVENT HEALTH - DADE CITY		2,901	390	12%	3,291
SELECT LABORATORIES - MARION COUNTY, FL LLC	5	2,955	316	10%	3,276

# COVID-19: testing by laboratory

Data through May 17, 2021 verified as of May 18, 2021 at 09:25 AM

Data in this report are provisional and subject to change.

The numbers in the table below represent the number of Florida and non-Florida residents for whom test results were received by the Department of Health. A person can be tested by more than one laboratory and can have both positive and negative results. **Therefore, the sum of the numbers in each column will be larger than the total number of people tested.**

Reporting lab	Inconclusive	Negative	Positive	Percent positive	Total
MEDEXPRESS URGENT CARE CORAL SPRINGS		2,885	359	11%	3,244
BAY MEDICAL CENTER SACRED HEART HEALTH SYSTEM		2,527	658	21%	3,185
MINUTECLINIC LLC #214		2,676	500	16%	3,176
AFC PHYSICIANS OF FLORIDA PA		2,612	561	18%	3,173
JUPITER MEDICAL CENTER URGENT CARE		2,494	661	21%	3,155
CHARLES AIESI CONSULTING INC	16	2,820	319	10%	3,155
MEDEXPRESS URGENT CARE - CLEWISTON		2,620	502	16%	3,122
KEYS AHEC SCHOOL MEDICAL CLINIC	15	2,927	153	5%	3,095
MINUTECLINIC LLC #1815		2,766	329	11%	3,095
NXGEN MDX LLC	7	2,743	342	11%	3,092
HEALTH CENTRAL CLINICAL LABORATORY		2,690	390	13%	3,080
JACKSON HOSPITAL CLINICAL LABORATORY		2,713	357	12%	3,070
EMERGENCY PHYSICIANS MEDICAL CENTER		1,863	1,175	39%	3,038
VETERANS AFFAIRS MEDICAL CENTER - ORLANDO	1	1,343	1,689	56%	3,033
LAKE WALES MEDICAL CENTER INC		2,681	351	12%	3,032
MINUTECLINIC LLC #3236		2,616	381	13%	2,997
MINUTECLINIC LLC #5069		2,516	481	16%	2,997
PARRISH MEDICAL CENTER	2	2,607	373	13%	2,982
CAREFAST+	1	2,182	798	27%	2,981
GENOME LLC	2	2,746	202	7%	2,950
MEDEXPRESS URGENT CARE BOCA RATON		2,684	260	9%	2,944
BAPTIST HEALTHCARE - GULF BREEZE HOSPITAL	3	2,451	489	17%	2,943
APALACHEE CORRECTIONAL INSTITUTION EAST UNIT		2,901	34	1%	2,935
STONE CLINICAL LABORATORIES		2,790	96	3%	2,886
WALGREENS ORLANDO	3	2,540	340	12%	2,883
DR G'S URGENT CARE		2,502	375	13%	2,877
BAPTIST HEALTH SOUTH FLORIDA - MIAMI BEACH URGENT CARE		2,449	427	15%	2,876
MINUTECLINIC LLC		2,541	333	12%	2,874
FLORIDA MEDICAL CLINIC	3	1,368	1,498	52%	2,869
BLUE MED CONSULTANTS		2,754	112	4%	2,866
MEDEXPRESS PORT CHARLOTTE		2,558	307	11%	2,865
AMELIA EXPRESS CARE LLC	10	2,471	345	12%	2,826
MINUTECLINIC LLC #8927		2,384	435	15%	2,819
DONALD W ROBERTSON DO PA		2,182	609	22%	2,791
GRAVITY DIAGNOSTICS, LLC	9	2,566	214	8%	2,789
TAMPA COMMUNITY HOSPITAL		2,397	390	14%	2,787
CITRUS MEMORIAL HOSPITAL LABORATORY		2,253	532	19%	2,785
CELESTA MEDICAL SERVICES LLC DBA - AMERICAN RESEARCH LABS		2,544	236	8%	2,780
MINI ER WATERFORD LAKES, THE		2,396	379	14%	2,775
PATIENTS FIRST - THOMASVILLE ROAD		2,480	294	11%	2,774
BOND URGENT CARE LLC		2,092	665	24%	2,757
SACRED HEART HEALTH SYSTEM, INC	1	1,875	874	32%	2,750
EMERALD COAST URGENT CARE, LLC	1	2,062	678	25%	2,741
MINUTECLINIC LLC #5187		2,370	347	13%	2,717
NCHMD INC		2,261	406	15%	2,667
OPTUM LABS LLC	1	2,446	214	8%	2,661
MINUTECLINIC LLC #3637		2,133	524	20%	2,657

# COVID-19: testing by laboratory

Data through May 17, 2021 verified as of May 18, 2021 at 09:25 AM

Data in this report are provisional and subject to change.

The numbers in the table below represent the number of Florida and non-Florida residents for whom test results were received by the Department of Health. A person can be tested by more than one laboratory and can have both positive and negative results. **Therefore, the sum of the numbers in each column will be larger than the total number of people tested.**

Reporting lab	Inconclusive	Negative	Positive	Percent positive	Total
BAPTIST HEALTH EMERGENCY CENTER AT WEST CORAL WAY		2,184	448	17%	2,632
ASCENSION SACRED HEART - GULF		2,020	564	22%	2,584
PHYSICIANS STAT LAB INC	6	2,402	169	7%	2,577
ADVENT HEALTH - OCALA		2,124	447	17%	2,571
INTELEX LABS, LLC		2,451	84	3%	2,535
WHOLE FAMILY HEALTH CENTER INC		2,009	522	21%	2,531
CORE DIAGNOSTIC LABORATORIES LLC	17	2,142	341	14%	2,500
EMERALD COAST URGENT CARE LLC		1,825	657	26%	2,482
PHYSICIANS STAT LAB	3	1,101	1,373	55%	2,477
PENSACOLA PEDIATRICS PA	1	2,285	180	7%	2,466
COMMUNITY HEALTH NORTHWEST FLORIDA	4	1,857	554	23%	2,415
WHITE WILSON MEDICAL CENTER		996	1,401	58%	2,397
NCH NORTHEAST	7	1,877	512	21%	2,396
ASSOCIATED PATHOLOGISTS, LLC	3	1,962	398	17%	2,363
TOM LEE COMMUNITY HEALTH CENTER	1	1,670	668	29%	2,339
UNIVERSITY OF NORTH FLORIDA STUDENT HEALTH		2,236	81	3%	2,317
PHYSICIAN ASSOCIATES		2,070	241	10%	2,311
LEE HEALTH - COCONUT POINT CLINICAL LAB	2	1,872	433	19%	2,307
MARTIN HEALTH SYSTEM - ST LUCIE WEST		2,092	200	9%	2,292
MEDICAL CONSULTANTS OF FLORIDA, LLC	2	1,944	341	15%	2,287
BIO-TECH CLINICAL LABORATORIES INC		1,964	316	14%	2,280
FIU-HEALTH AUXILIARY LABORATORY	6	2,094	138	6%	2,238
BAYFRONT HEALTH - CITRUS HILLS		1,989	248	11%	2,237
PRIMEHEALTH URGENT CARE	1	1,865	361	16%	2,227
FG RAPID RESULTS	6	1,821	395	18%	2,222
BARDMOOR LABORATORY	9	1,887	325	15%	2,221
ADVANCED MEDICAL OF NAPLES LLC		1,965	251	11%	2,216
FLOWERS HOSPITAL		2,010	192	9%	2,202
MINUTECLINIC, LLC #3245		1,799	396	18%	2,195
LITTLE PINE PEDIATRICS	1	1,913	278	13%	2,192
DOC SMILEYS URGENT CARE LLC		1,803	388	18%	2,191
ABSOLUTE GENOMICS	3	1,898	266	12%	2,167
READY RESPONDERS FLORIDA, PLLC		1,835	280	13%	2,115
ARCPPOINT LABS		1,442	627	30%	2,069
GENUS3		1,989	74	4%	2,063
MIAMI JEWISH HEALTH SYSTEMS		1,963	89	4%	2,052
STATMED OCALA	7	1,842	197	10%	2,046
AMERICAN SCIENTIFIC LABORATORIES LLC		1,989	54	3%	2,043
OPTUMCARE FLORIDA LLC		1,677	328	16%	2,005
WILLIAM OWEN PASS PARK		1,738	257	13%	1,995
ED FRASER MEMORIAL HOSPITAL		1,731	261	13%	1,992
GENESIS LABORATORY MANAGEMENT	15	1,709	259	13%	1,983
PATIENTS FIRST LAKE ELLA MEDICAL CENTER		1,772	190	10%	1,962
SUNRISE URGENT CARE ASSOCIATES LLC D/B/A	10	1,390	556	28%	1,956
DOC SMILEY'S URGENT CARE		1,706	247	13%	1,953
PROHEALTH MEDICAL CLINIC		1,297	649	33%	1,946
MEDFAST URGENT CARE CENTERS LLC	2	608	1,334	69%	1,944



# COVID-19: testing by laboratory

Data through May 17, 2021 verified as of May 18, 2021 at 09:25 AM

Data in this report are provisional and subject to change.

The numbers in the table below represent the number of Florida and non-Florida residents for whom test results were received by the Department of Health. A person can be tested by more than one laboratory and can have both positive and negative results. **Therefore, the sum of the numbers in each column will be larger than the total number of people tested.**

Reporting lab	Inconclusive	Negative	Positive	Percent positive	Total
BROWNWOOD CARE CENTER		1,710	234	12%	1,944
LABORATORY SPECIALISTS OF MICHIGAN		1,601	333	17%	1,934
BROAD INSTITUTE CLINICAL SEQUENCING RESEARCH PLATFORM	17	1,814	70	4%	1,901
PROJECT HEALTH, INC SUMTERVILLE	5	1,559	335	18%	1,899
ER QUICKCARE PL		1,584	262	14%	1,846
NEIGHBORHOOD MEDICAL CENTER INC	17	1,632	186	10%	1,835
PEDIATRIC HEALTH CARE ALLIANCE - NORTHDAL		1,674	160	9%	1,834
KETAMINE HEALTH CENTERS LLC	1	1,661	152	8%	1,814
QUICK CARE MED		1,449	351	20%	1,800
IGENOMIX USA LLC	55	1,572	165	9%	1,792
NORTH SHORE LONG ISLAND JEWISH HEALTH	1	1,680	96	5%	1,777
ADVENTHEALTH CENTRA CARE TRINITY		1,532	245	14%	1,777
MEDEXPRESS URGENT CARE - JAX ATLANTIC BLVD		1,544	231	13%	1,775
SPEARHEAD MEDICAL		1,643	131	7%	1,774
FLORIDA DEPARTMENT OF HEALTH IN POLK COUNTY	2	1,357	412	23%	1,771
SPARROW HEALTHCARE	2	1,508	254	14%	1,764
RIVER TOWN DIAGNOSTIC LLC		1,470	286	16%	1,756
VRL EUROFIN		1,714	42	2%	1,756
PARAMOUNT URGENT CARE - CLERMONT		1,004	747	43%	1,751
MYTEST DIAGNOSTICS		1,651	81	5%	1,732
Community_Health		1,533	199	11%	1,732
SHELL POINT NURSING PAVILION	1	1,648	78	5%	1,727
LABTECH DIAGNOSTIC		1,430	294	17%	1,724
FIRST QUALITY LABORATORY		1,599	106	6%	1,705
COLLIER URGENT CARE CENTERS CREEKSIDE		1,514	189	11%	1,703
NORTH VISTA HOSPITAL LABORATORY		1,412	288	17%	1,700
JW PLASTIC SURGERY		1,449	246	15%	1,695
CYPRESS VILLAGE	1	1,656	30	2%	1,687
BAPTIST HEALTH SOUTH FLORIDA - KEY BISCANE URGENT CARE EXPRESS		1,483	200	12%	1,683
MEDLAB DIAGNOSTICS, LLC		1,565	117	7%	1,682
CAREMED CLINIC LLC	1	1,354	316	19%	1,671
ST ANNES NURSING CENTER		1,623	33	2%	1,656
UNIVERSITY OF ALABAMA AT BIRMINGHAM		1,598	48	3%	1,646
PARAMOUNT URGENT CARE VILLAGES		1,065	580	35%	1,645
LPG COCONUT POINT		1,400	243	15%	1,643
ELLENTON URGENT CARE		1,385	238	15%	1,623
OPTEO LABORATORY		1,578	36	2%	1,614
BAPTIST HEALTH SOUTH FLORIDA - COUNTRY WALK URGENT CARE EXPRESS		1,366	248	15%	1,614
CAREFAST MURABELLA		1,074	530	33%	1,604
MATRIX CLINICAL LABS (FORMERLY BIOCERNA LLC)	13	1,413	169	11%	1,595
ASSURANCE SCIENTIFIC LABORATORIES	1	1,299	283	18%	1,583
PRIMARY CARE SOUTH INC		1,076	500	32%	1,576
MELBOURNE MEDICAL LABORATORY	2	1,367	205	13%	1,574
BAPTIST HEALTHCARE - JAY HOSPITAL	3	1,182	380	24%	1,565
LAKE BALDWIN		1,486	78	5%	1,564
BREVARD HEALTH ALLIANCE INC, THE		1,457	105	7%	1,562
EUROFIN NTD, LLC		1,508	45	3%	1,553

# COVID-19: testing by laboratory

Data through May 17, 2021 verified as of May 18, 2021 at 09:25 AM

Data in this report are provisional and subject to change.

The numbers in the table below represent the number of Florida and non-Florida residents for whom test results were received by the Department of Health. A person can be tested by more than one laboratory and can have both positive and negative results. **Therefore, the sum of the numbers in each column will be larger than the total number of people tested.**

Reporting lab	Inconclusive	Negative	Positive	Percent positive	Total
UHEALTH CLINIC AT WALGREENS		1,256	296	19%	1,552
PALM BEACH ATLANTIC UNIVERSITY		1,495	52	3%	1,547
NYU HOSPITALS CENTER CLINICAL LABORATORIES		1,496	49	3%	1,545
ACCESS MEDICAL LABS		784	751	49%	1,535
ADDICTION LABS OF AMERICA	3	1,440	84	6%	1,527
INNOVATIVE TRANSFUSION MEDICINE, INC	11	1,336	179	12%	1,526
NORTH FLORIDA PEDIATRICS - LAKE CITY		1,287	229	15%	1,516
GROWING TOGETHER PEDIATRICS LLC		1,433	77	5%	1,510
CREEKSIDE CARE CENTER	1	1,321	188	12%	1,510
SMA LAB	12	1,332	163	11%	1,507
CARENOW URGENT CARE - FORT PIERCE		1,086	412	28%	1,498
PALM BAY HOSPITAL CLINICAL LABORATORY		1,093	401	27%	1,494
TREASURE COAST MEDICAL ASSOCIATES INC		748	741	50%	1,489
6TH MEDICAL GROUP - MCDILL AFB	3	1,396	79	5%	1,478
PEDIATRICS OF CENTRAL FLORIDA PA	20	1,382	74	5%	1,476
NORTH OKALOOSA MEDICAL CENTER		1,115	356	24%	1,471
ADVANCE MEDICAL OF NAPLES		327	1,124	77%	1,451
STEWART REFERENCE LABORATORY	1	896	546	38%	1,443
PROJECT HEALTH INC	4	1,231	208	14%	1,443
MINUTE CLINIC INCORPORATE		1,385	56	4%	1,441
TEMPUS CLINICAL LABORATORY	10	1,274	156	11%	1,440
UHEALTH DEERFIELD BEACH/UMSYLVESTER DEERFIELD BEACH LABORATORY	3	1,380	55	4%	1,438
PATIENTS CHOICE LABORATORIES		831	592	42%	1,423
COASTAL LABORATORIES	1	1,127	287	20%	1,415
AMELIA EXPRESS CARE	1	772	638	45%	1,411
FAMILY HEALTH CENTERS OF SOUTHWEST FLORIDA INC		1,274	132	9%	1,406
USF MORSANI CENTER FOR ADVANCED HEALTH CARE		1,227	167	12%	1,394
EAST LAKE PEDIATRICS		1,238	136	10%	1,374
PALM HARBOR PHARMACY		1,192	173	13%	1,365
BETHESDA HEALTH URGENT CARE		1,170	195	14%	1,365
CARE ONE OF FLORIDA LLC		1,018	346	25%	1,364
VAVA PARTNERS LLC		529	828	61%	1,357
ASCENSION ST VINCENT'S - SOUTHSIDE		1,308	49	4%	1,357
ST PETERSBURG PEDIATRICS	1	1,227	127	9%	1,355
INTERLACHEN PEDIATRICS PA		1,287	66	5%	1,353
ADVANCED DIAGNOSTIC LABORATORY		1,298	47	3%	1,345
LAB24 INC	3	643	677	51%	1,323
NAPLES URGENT CARE	1	870	452	34%	1,323
XPRESS URGENT CARE	4	1,109	202	15%	1,315
HOLIDAY CVS LLC DBA CVSPHARMACY #5155		1,240	72	5%	1,312
NORTH FLORIDA PEDIATRICS-TALLAHASSEE	1	1,189	108	8%	1,298
HALIFAX MEDICAL CENTER-PORT ORANGE LAB		1,131	165	13%	1,296
SOLARIS HEALTHCARE PALATKA		1,189	106	8%	1,295
INTERLACHEN PEDIATRICS		1,243	46	4%	1,289
PENSACOLA PEDIATRICS PA - TIGER POINT	24	1,127	122	10%	1,273
COASTAL PEDIATRIC GROUP		1,108	163	13%	1,271
PROFESSIONAL HEALTH EXAMINERS DBA PROHEALTH	1	1,032	230	18%	1,263

# COVID-19: testing by laboratory

Data through May 17, 2021 verified as of May 18, 2021 at 09:25 AM

Data in this report are provisional and subject to change.

The numbers in the table below represent the number of Florida and non-Florida residents for whom test results were received by the Department of Health. A person can be tested by more than one laboratory and can have both positive and negative results. **Therefore, the sum of the numbers in each column will be larger than the total number of people tested.**

Reporting lab	Inconclusive	Negative	Positive	Percent positive	Total
STAGEZERO LIFE SCIENCES INC	4	1,153	105	8%	1,262
FISHERMENS HOSPITAL CLINICAL LAB		1,160	100	8%	1,260
ARCPPOINT LABS OF CORAL SPRINGS FL		992	252	20%	1,244
BERNHARDT LABORATORIES	3	1,134	96	8%	1,233
CATALYST WALK IN CLINIC		987	242	20%	1,229
LOOP PEDIATRICS PA	3	1,054	171	14%	1,228
BREVARD HEALTH ALLIANCE		912	314	26%	1,226
TYNDALL AIR FORCE BASE		999	225	18%	1,224
EPN URGENT CARE NAPLES	2	792	421	35%	1,215
CLINICORE		1,124	91	7%	1,215
ALTAMONTE MD		982	232	19%	1,214
CLARITY LABS		1,083	109	9%	1,192
LAB DOCTOR		1,048	142	12%	1,190
CAPE CANAVERAL HOSPITAL		868	314	27%	1,182
MIDWAY SPECIALLY CARE CENTER	3	948	222	19%	1,173
MILLER BIOCONNECT		1,068	94	8%	1,162
PROFESSIONAL HEALTH EXAMINERS		997	153	13%	1,150
NORTH FLORIDA MEDICAL GROUP		986	161	14%	1,147
PRIMARY CARE OF THE TREASURE COAST		1,004	137	12%	1,141
CAPSTONE HEALTHCARE		802	330	29%	1,132
GENEIQ		1,063	65	6%	1,128
VERITAS GENETICS	61	945	119	11%	1,125
MINUTECLINIC, LLC DBA MINUTECLINIC #4717		1,079	43	4%	1,122
EMERALD COAST PEDIATRICS		1,058	57	5%	1,115
SPRING HILL HEALTH AND REHABILITATION CENTER		1,080	28	3%	1,108
LENCO MEDICAL LABORATORY		1,042	58	5%	1,100
XYZ LABORATORY	8	942	146	13%	1,096
THE HEALTH CENTER OF PLANT CITY		1,010	82	8%	1,092
CHILDRENS MEDICAL ASSOCIATION		1,004	88	8%	1,092
BAPTIST HEALTH - MD ANDERSON CANCER CENTER		1,074	6	1%	1,080
BHA CENTRAL COUNTY CLINIC		970	106	10%	1,076
MINUTECLINIC LLC #3281		933	141	13%	1,074
HENDRY REGIONAL MEDICAL CENTER CLINICAL LABORATORY		809	259	24%	1,068
AMERICAN FAMILY CARE PENSACOLA WEST		533	533	50%	1,066
WOODLANDS MEDICAL SPECIALISTS		795	270	25%	1,065
RAINBOW RIVER MEDICAL LABORATORY		978	83	8%	1,061
PENSACOLA PEDIATRICS	2	960	97	9%	1,059
PEDIATRIC HEALTHCARE ALLIANCE		1,003	56	5%	1,059
NORTH FL SOUTH GA HCS-LAKE CITY		1,026	31	3%	1,057
ADVENTHEALTH EXPRESS CARE AT WALGREENS		904	152	14%	1,056
EAST LAKE PEDIATRICS PA		960	95	9%	1,055
CVS HEALTH	1	831	222	21%	1,054
C.W. BILL YOUNG VA MEDICAL CENTER	1	23	1,029	98%	1,053
24 HOUR PEDIATRIC CARE CENTER	4	977	70	7%	1,051
DEPT OF VA MEDICAL CENTER - MIAMI	10	986	47	5%	1,043
NORTH SHORE LIJ URGENT CARE PC		981	60	6%	1,041
SOLARIS HEALTHCARE CHARLOTTE HARBOR		984	56	5%	1,040

# COVID-19: testing by laboratory

Data through May 17, 2021 verified as of May 18, 2021 at 09:25 AM

Data in this report are provisional and subject to change.

The numbers in the table below represent the number of Florida and non-Florida residents for whom test results were received by the Department of Health. A person can be tested by more than one laboratory and can have both positive and negative results. **Therefore, the sum of the numbers in each column will be larger than the total number of people tested.**

Reporting lab	Inconclusive	Negative	Positive	Percent positive	Total
JACKSONVILLE BEACH PEDIATRIC CARE CENTER		964	74	7%	1,038
VRL EUROFINIS - DALLAS		1,024	13	1%	1,037
Fernandina Beach Rehabilitation and Nursing Center	1	1,015	19	2%	1,035
COVANCE CLINICAL RESEARCH UNIT INC		1,006	27	3%	1,033
MEDSTAR LABORATORY INC	6	1,022	1	0%	1,029
NORTH FLORIDA PEDIATRICS PA - SUWANNEE	3	893	131	13%	1,027
CONSULATE HEALTH CARE OF NEW PORT RICHEY	2	887	127	13%	1,016
VERITOR		852	162	16%	1,014
E-LAB OF FLORIDA		923	90	9%	1,013
PHAROS HEALTH		756	256	25%	1,012
SOUTHEAST ALABAMA MEDICAL CENT		948	61	6%	1,009
HISTOPATHOLOGY SERVICES, LLC		898	110	11%	1,008
DAIRY ROAD URGENT CARE	2	847	159	16%	1,008
CLINICAL ENTERPRISE, INC		980	25	2%	1,005
APLS SERVICES LLC D/B/A CLEAR DIAGNOSTICS	14	966	20	2%	1,000
RESTORE HEALTH URGENT CARE		812	187	19%	999
VIERA HOSPITAL, INC		805	192	19%	997
LAKELAND REGIONAL HEALTH - PWC/OB		36	954	96%	990
DEPARTMENT OF CLINICAL LABS	2	960	21	2%	983
UNIVERSITY OF WEST FLORIDA STUDENT HEALTH SERVICES	1	854	128	13%	983
CHURCH OF SCIENTOLOGY FLAG SERVICE ORGANIZATION		937	45	5%	982
MOORINGS PARK INSTITUTE, INC, THE		942	39	4%	981
CALHOUN LIBERTY HOSPITAL		806	169	17%	975
PALM GARDEN OF PORT SAINT LUCIE		961	12	1%	973
NORTH FLORIDA PEDIATRICS PA	2	853	117	12%	972
REDI MED LLC		782	182	19%	964
WELL HEALTH WORKS	23	858	80	8%	961
WHITE-WILSON MEDICAL CENTER - FORT WALTON BEACH		932	26	3%	958
TACACHALE CLINICAL LABORATORY	1	905	50	5%	956
Point of Care Testing	1	128	825	86%	954
MOLECULAR TESTING LABS		862	90	9%	952
PALACE NURSING HOME & REHAB CENTER		909	43	5%	952
MEDICAL CENTER OF DELTONA, INC		820	132	14%	952
LEE COUNTY EMERGENCY MEDICAL SERVICE	1	817	126	13%	944
GULF COAST VILLAGE		900	43	5%	943
Victoria Nursing and Rehabilitation Center		887	55	6%	942
ENCOMPASS HEALTH		916	22	2%	938
ABBOTT LABORATORIES		815	123	13%	938
INTEGRITY LABORATORIES, LLC	4	767	165	18%	936
NCHMD, INC SOUTHEAST IMMEDIATE CARE		736	199	21%	935
FAST TRACK URGENT CARE CENTER		4	919	100%	923
GENE TOX WORLDWIDE	60	736	125	14%	921
DOCTOR'S MEMORIAL HOSPITAL		751	168	18%	919
EXPRESS PHARMACY		845	72	8%	917
COASTAL PHYSICIANS, LLC		741	175	19%	916
BOND CLINIC PA PEDIATRICS DEPT		848	61	7%	909
TOTAL RENAL LABORATORIES INC DBA DAVITA LABS	1	782	125	14%	908

# COVID-19: testing by laboratory

Data through May 17, 2021 verified as of May 18, 2021 at 09:25 AM

Data in this report are provisional and subject to change.

The numbers in the table below represent the number of Florida and non-Florida residents for whom test results were received by the Department of Health. A person can be tested by more than one laboratory and can have both positive and negative results. **Therefore, the sum of the numbers in each column will be larger than the total number of people tested.**

Reporting lab	Inconclusive	Negative	Positive	Percent positive	Total
ANY LAB TEST NOW	2	627	278	31%	907
CLINICAL PATHOLOGY LABS INC		815	87	10%	902
MINUTECLINIC LLC, #10357		888	6	1%	894
FAMILY HEALTH CENTERS OF SWF LABS	2	765	124	14%	891
LIFE CARE CENTER OF NEW PORT RICHEY		851	40	4%	891
Tampa Lakes Health and Rehabilitation Center	2	815	73	8%	890
CRUCIAL CARE EMERGENCY MEDICINE DOCTORS		712	174	20%	886
J AND G MEDICAL GROUP LLC		740	146	16%	886
CARITHERS PEDIATRIC GROUP		819	61	7%	880
WHITE WILSON MEDICAL CENTER PA - NAVARRE		750	130	15%	880
PRIMARY CARE SERVICES AT ST ANDREWS ESTATES		872	3	0%	875
AMERICAN MEDICAL RESPONSE		865	10	1%	875
RUSKIN HEALTH CENTER	1	589	280	32%	870
PRIMARY CARE SERVICES AT INDIAN RIVER ESTATES		843	26	3%	869
AFC URGENT CARE CLEARWATER	1	182	682	79%	865
CITY MEDICAL OF NEW JERSEY, PC		787	77	9%	864
POINT WASHINGTON MEDICAL CLINIC	1	651	212	25%	864
WATSON THERAPEUTICS INC	1	824	39	5%	864
ADVENTHEALTH MEDICAL GROUP PROMPT CARE		631	231	27%	862
CENTRAL FLORIDA HEALTH CARE INC		727	124	15%	851
Southern Oaks Care Center	1	811	38	4%	850
FLORIDA GULF COAST UNIVERSITY		653	197	23%	850
BRISTOL AT TAMPA, THE	4	822	22	3%	848
PALM GARDEN OF VERO BEACH		794	51	6%	845
AUGUSTUS LABS LLC		696	148	18%	844
PEDIATRIC HEALTHCARE ALLIANCE PA		770	62	7%	832
EMED LABS, LLC	3	808	19	2%	830
PEBBLEBROOK PHARMACY	1	689	139	17%	829
MEDONE URGENT CARE CENTER		604	224	27%	828
PRINCIPLE LABORATORY	8	796	23	3%	827
DYNIX DIAGNOSTICS	2	536	284	35%	822
FLORIDA HOSPITAL ORLANDO		743	74	9%	817
VITAS HEALTHCARE CORPORATION OF FLA	1	810	6	1%	817
FLAGLER COUNTY HEALTH DEPARTMENT	3	634	179	22%	816
THE PRESERVE		798	17	2%	815
VALENCIA HILLS HEALTH AND REHABILITATION CENTER		796	18	2%	814
GOLDEN GATE FAMILY CLINIC		332	481	59%	813
ASAP LABS LLC	7	655	151	19%	813
BUFFALO CROSSING HEALTHCARE & REHABILITATION CTR		793	19	2%	812
ASCENSION ST VINCENT'S - CLAY		775	35	4%	810
BOND AND STEELE CLINIC PA		597	212	26%	809
ADVENT HEALTH - DELTONA ER		665	139	17%	804
ORANGE BLOSSOM FAMILY HEALTH		752	48	6%	800
NITE LITE PEDIATRICS		234	564	71%	798
NONE		308	489	61%	797
TELESCOPE HEALTH LLC	4	671	121	15%	796
ETHOS WELLNESS PHARMACY		737	52	7%	789

# COVID-19: testing by laboratory

Data through May 17, 2021 verified as of May 18, 2021 at 09:25 AM

Data in this report are provisional and subject to change.

The numbers in the table below represent the number of Florida and non-Florida residents for whom test results were received by the Department of Health. A person can be tested by more than one laboratory and can have both positive and negative results. **Therefore, the sum of the numbers in each column will be larger than the total number of people tested.**

Reporting lab	Inconclusive	Negative	Positive	Percent positive	Total
SEMINOLE NURSING PAVILION		780	8	1%	788
LIFEBRITE	2	550	232	30%	784
PEDIATRICS IN BREVARD PA		708	70	9%	778
WILLOWBROOKE COURT AT EDGEWATER POINTE ESTATES		765	9	1%	774
SAINTS 120 LLC	1	738	34	4%	773
VENICE REGIONAL BAYFRONT HEALTH (PULMONARY)		637	135	17%	772
DXTERITY DIAGNOSTICS	3	724	45	6%	772
MANOR CARE HEALTH SERVICES - FT MYERS		741	30	4%	771
MOUNT SINAI LABORATORY		732	37	5%	769
ORLANDO HEALTH AND REHAB CENTER		723	45	6%	768
LIFE CARE CENTER OF PENSACOLA		716	51	7%	767
PALM GARDEN OF CLEARWATER		748	18	2%	766
KENDALL HEALTHCARE PROPERTIES DBA	2	731	30	4%	763
RAINBOW PEDIATRIC CENTER PA		715	47	6%	762
Crestview Rehabilitation Center	5	628	129	17%	762
BOCA GRANDE HEALTH CLINIC		715	41	5%	756
MAIN STREET MEDICAL CENTER		226	529	70%	755
NORTHEAST FLORIDA NEUROLOGY CLINICS, INC		637	113	15%	750
HEARTLAND PEDIATRICS OF LAKE WALES		669	79	11%	748
LIFE CARE CENTER OF ORANGE PARK		713	34	5%	747
ADVENT HEALTH LAB - ORLANDO		434	312	42%	746
SANTA ROSA MEDICAL GROUP		575	166	22%	741
CARE ONE OF FLORIDA	1	552	185	25%	738
ARTHREX MEDICAL CENTER	1	577	160	22%	738
BALDWIN PEDIATRICS	1	702	35	5%	738
EDEN SPRINGS NURSING AND REHAB CENTER		624	112	15%	736
ADVENT HEALTH - WESTCHASE ER		643	89	12%	732
GULF COAST MOLECULAR LABORATORIES	13	609	110	15%	732
NATURE COAST MEDICAL GROUP		599	133	18%	732
MANOR PINES CONVALESCENT CENTER LLC	1	706	24	3%	731
FORT MYERS INTERNAL MEDICINE, LLC		656	70	10%	726
DIAMOND RIDGE HEALTH AND REHABILITATION		685	36	5%	721
DISNEY COVID TEST SITE		703	17	2%	720
NCH HEALTHCARE SYSTEM MICROBIOLOGY LAB		2	716	100%	718
SOUTHERN LABORATORY SERVICES OF NWF		678	39	5%	717
VETERANS AFFAIRS MEDICAL CENTER	1	45	670	94%	716
NCH HEALTHCARE BONITA		570	145	20%	715
JOHN KNOX VILLAGE HEALTH CENTER		683	32	4%	715
OCALA FAMILY MEDICAL CENTER INC	2	619	94	13%	715
MEDONE URGENT CARE AT ST. AUGUSTINE		258	457	64%	715
SUWANNEE HEALTH AND REHABILITATION CENTER		709	5	1%	714
CLIFFORD CHESTER SIMS STATE VETERANS		700	13	2%	713
BAPTIST PRIMARY CARE	2	580	127	18%	709
NAIA		706	1	0%	707
QUALITOX LABORATORIES		516	190	27%	706
EMERALD SHORES HEALTH AND REHABILITATION		604	102	14%	706
GRAND COURT TAMPA		702	4	1%	706

# COVID-19: testing by laboratory

Data through May 17, 2021 verified as of May 18, 2021 at 09:25 AM

Data in this report are provisional and subject to change.

The numbers in the table below represent the number of Florida and non-Florida residents for whom test results were received by the Department of Health. A person can be tested by more than one laboratory and can have both positive and negative results. **Therefore, the sum of the numbers in each column will be larger than the total number of people tested.**

Reporting lab	Inconclusive	Negative	Positive	Percent positive	Total
FLORIDA HOSPITAL WAUCHULA		540	164	23%	704
CHILDRENS CLINIC WEST FLORIDA PEDIATRICS		647	56	8%	703
Signature HealthCare Center of Waterford		664	37	5%	701
AFC URGENT CARE		266	435	62%	701
VITAS HEALTHCARE CORP OF CENTRAL FL		673	26	4%	699
HOLMES REGIONAL MEDICAL CENTER		11	688	98%	699
PREMIER MEDICAL LABORATORY SERVICES	2	468	225	32%	695
MAYFLOWER ASSISTED LIVING		688	7	1%	695
RIVER GARDEN HEBREW HOME FOR THE AGED		635	58	8%	693
FHMG FLORIDA HOSPITAL MEDICAL GROUP		646	46	7%	692
PALM BEACH COUNTY FIREFIGHTERS HEALTH CLINIC, LLC		589	99	14%	688
ADVENT HEALTH - TIMBERRIDGE ER		584	103	15%	687
MEDICAL FP - WHOLE FAMILY HEALTH CENTER		567	120	17%	687
Palm Garden of Ocala		585	102	15%	687
AMERICA'S PHARMACY LLC		605	81	12%	686
SIGNATURE HEALTHCARE OF BROOKWOOD GARDENS		673	11	2%	684
GOLDEN GLADES NURSING & REHABILITATION CTR		649	33	5%	682
QUOTIENT SCIENCES		658	23	3%	681
PHYSICIANS PRIMARY CARE OF SOUTHWEST FLORIDA	1	650	29	4%	680
NAPLES CHILDREN'S URGENT CARE		598	81	12%	679
ADVENTHEALTH MEDICAL GROUP PROMPT CAR	1	498	179	26%	678
SHORE ACRES CARE CENTER		635	40	6%	675
TREE HOUSE PEDIATRICS PLLC		606	68	10%	674
MINI ER ADULT AND PEDIATRIC URGENT CARE		574	98	15%	672
Plantation Bay Rehabilitation Center		648	24	4%	672
CLEWISTON NURSING AND REHABILITATION CENTER		655	14	2%	669
MICHAEL A MIDDLETON MD PA		637	32	5%	669
PALM GARDEN OF TAMPA		635	33	5%	668
LIFE CARE CENTER OF HILLIARD		641	22	3%	663
ST JOHN'S NURSING CENTER		637	25	4%	662
NSPIRE HEALTHCARE MIAMI LAKES	8	637	15	2%	660
HMA SANTA ROSA MEDICAL CENTER LLC DBA		535	123	19%	658
POINT OF CARE TESTING SITE		630	26	4%	656
WILLOW BROOKE COURT AT INDIAN RIVER ESTATES		611	45	7%	656
MAVERICK LABS		461	191	29%	652
SABAL PALMS HEALTH AND REHAB		593	58	9%	651
MID-FLORIDA PATHOLOGY		482	167	26%	649
ORLANDO ORTHOPAEDIC OUTPATIENT SURGERY CENTER LLC		641	4	1%	645
VETERANS AFFAIRS MEDICAL CENTER - JAMES A HALEY			642	100%	642
HARBOUR HEALTH CENTER		623	19	3%	642
CHILDRENS MEDICAL ASSOCIATION PA		567	70	11%	637
BALDOMERO LOPEZ STATE VETERANS NURSING HOME	2	629	6	1%	637
ADDINGTON PLACE AT WELLINGTON GREEN		626	11	2%	637
FLORIDA DEPARTMENT OF HEALTH IN CALHOUN COUNTY		491	145	23%	636
SOLARIS HEALTHCARE LAKE CITY		533	103	16%	636
FLORIDA HOSPITAL MEDICAL GROUP		372	263	41%	635
EXPRESS URGENT CARE LLC		1	634	100%	635

# COVID-19: testing by laboratory

Data through May 17, 2021 verified as of May 18, 2021 at 09:25 AM

Data in this report are provisional and subject to change.

The numbers in the table below represent the number of Florida and non-Florida residents for whom test results were received by the Department of Health. A person can be tested by more than one laboratory and can have both positive and negative results. **Therefore, the sum of the numbers in each column will be larger than the total number of people tested.**

Reporting lab	Inconclusive	Negative	Positive	Percent positive	Total
CONTINENTAL CLINICAL RESEARCH, LLC		557	75	12%	632
PHYSICIANS PRIMARY CARE LAB	1	552	77	12%	630
MANOR CARE NURSING CENTER OF SARASOTA FL LLC□		540	88	14%	628
SEBASTIAN RIVER MEDICAL CENTER	3	444	179	29%	626
AFC URGENT CARE FAMILY CARE			625	100%	625
CONSULATE HEALTHCARE OF VERO BEACH	14	527	83	13%	624
DAVITA LABS	4	613	7	1%	624
WELL-BEING MEDICAL CENTER PLLC		564	60	10%	624
INTERNAL MEDICINE & PEDIATRICS OF TAMPA BAY PA		544	80	13%	624
PALM GARDEN OF ORLANDO		590	34	5%	624
BODYK		610	13	2%	623
VILLA MARIA NURSING & REHAB CENTER INC	1	603	17	3%	621
PIONEER CLINICAL LAB LLC		509	112	18%	621
THERADOC		152	464	75%	616
SUNSHINE URGENT CARE LLC		455	157	26%	612
AFC URGENT CARE SEMINOLE	1		610	100%	611
PALMETTO FAMILY HEALTHCARE	1	399	211	35%	611
HOLY CROSS HOSPITAL		13	598	98%	611
ANCIENT CITY PEDIATRICS	1	580	26	4%	607
The Manor at Blue Water Bay		543	63	10%	606
BONIFAY NURSING AND REHAB CENTER		572	33	5%	605
MILLENNIA ADVANCED SCIENTIFIC LLC		551	52	9%	603
FOUNTAIN MANOR HEALTH AND REHAB CENTER	1	580	22	4%	603
MORSELIFE MEMORY CARE RESIDENCE		592	10	2%	602
FLORIDA HOSPITAL HEARTLAND MED CTR LAKE PLACID		477	124	21%	601
HEALTH CENTER AT BRENTWOOD	1	553	47	8%	601
HOPE HOSPICE AND COMMUNITY SERVICES INC	14	566	21	3%	601
MANOR OAKS NURSING & REHAB CENTER	5	593	2	0%	600
PATIENTS FIRST - MAHAN DRIVE		164	436	73%	600
NORTH FLORIDA RETIREMENT VILLAGE		595	5	1%	600
DASCENA, INC	3	537	60	10%	600
INNOVATIVE GENOMICS, LLC	10	542	46	8%	598
NEW YORK HOSPITAL LABORATORIES	1	581	16	3%	598
DBI HEALTH INC		580	16	3%	596
HOSPICE OF THE FLORIDA SUNCOAST,THE		586	10	2%	596
URGENT CARE EXPRESS LLC		235	359	60%	594
UNIVERSITY OF TAMPA INC, THE		572	21	4%	593
BROOKDALE FORT MYERS CYPRESS LAKE		590	2	0%	592
DOH - INDIAN RIVER		490	101	17%	591
CareATC - Jackson	120	425	46	8%	591
FLORIDA STATE HOSPITAL CLINICAL LABORATORY		587	3	1%	590
ENCOMPASS HEALTH REHABILITATION HOSPITAL OF SUNRISE	8	573	8	1%	589
LAUDERDALE NURSING CENTER LLC	1	568	19	3%	588
SHORELINE PHYSICIAN GROUP		364	223	38%	587
AFC URGENT CARE TYRONE		4	582	99%	586
PARTICLE THEORY LABS		558	25	4%	583
EMERALD COAST PEDIATRICS & ADOL		512	67	12%	579



# COVID-19: testing by laboratory

Data through May 17, 2021 verified as of May 18, 2021 at 09:25 AM

Data in this report are provisional and subject to change.

The numbers in the table below represent the number of Florida and non-Florida residents for whom test results were received by the Department of Health. A person can be tested by more than one laboratory and can have both positive and negative results. **Therefore, the sum of the numbers in each column will be larger than the total number of people tested.**

Reporting lab	Inconclusive	Negative	Positive	Percent positive	Total
PORT SAINT LUCIE HOSPITAL		569	10	2%	579
WEST GABLES HEALTH CARE CENTER		567	11	2%	578
OCEAN BIOSCIENCES		566	12	2%	578
PLANT CITY PEDIATRICS	1	464	113	20%	578
CONSULATE HEALTH CARE OF BAYONET POINT	4	556	18	3%	578
DIGNITY HEALING, LLC		559	19	3%	578
LIFE CARE CENTER OF WINTER HAVEN		557	20	3%	577
BENTON PEDIATRICS INC		517	58	10%	575
FIRST CHOICE PEDIATRICS		455	119	21%	574
PREMIER MEDICAL CENTER LLC	11	534	28	5%	573
PEDIATRIC ASSOCIATES OF OCALA PA		531	42	7%	573
CLINICAL LABS OF HAWAII		569	4	1%	573
PEDIATRICS BY THE SEA		536	37	6%	573
TENNESSEE DOH - NASHVILLE	2	504	66	12%	572
PALM GARDEN OF WINTER HAVEN	3	553	16	3%	572
MEDICAL VB		451	121	21%	572
Solaris Healthcare Daytona	2	519	51	9%	572
NURSING PLUS OF BROWARD LLC	1	547	23	4%	571
ECCOLAB GROUP	1	149	420	74%	570
NORTH FLORIDA REHABILITATION & SPECIALTY CARE		560	10	2%	570
RICARDO NAVARRO DO PA		480	89	16%	569
ARCPOINTS LABS		492	71	13%	563
THE VILLAGES REGIONAL HOSPITAL FREESTANDING		511	52	9%	563
MEMORIAL PEMBROKE 24/7 CARE CENTER		433	129	23%	562
VETERANS AFFAIRS MEDICAL CENTER - BAY PINES		19	543	97%	562
CHAUTAUQUA REHABILITATION AND NURSING CENTER		549	12	2%	561
BAPTIST PRIMARY CARE, INC		530	31	6%	561
LORI MCAULIFFE MD PA		513	48	9%	561
NEMOURS CHILDREN'S HOSPITAL		453	108	19%	561
PENSACOLA PEDIATRICS MILTON		499	61	11%	560
MIDWAY SPECIALTY CARE CENTER	3	440	114	20%	557
CITRUS NURSING CENTER LLC		510	47	8%	557
PALM GARDEN OF JACKSONVILLE	2	475	80	14%	557
VETERANS AFFAIRS MEDICAL CENTER - GAINESVILLE		3	553	99%	556
JAMES A HALEY VETERANS HOSPITAL		1	555	100%	556
BROWARD PARTNERSHIP	6	541	8	1%	555
The Sands at South Beach		549	4	1%	553
CARENOW	2	314	237	43%	553
THE PALACE AT HOMESTEAD	1	530	21	4%	552
GANDY CROSSING CARE CENTER	1	530	20	4%	551
MEDIPATH		108	441	80%	549
Good Samaritan Society Kissimmee Village		483	66	12%	549
GEORGIA PUBLIC HEALTH LABORATORY		512	37	7%	549
EXPERTUS LABORATORIES INC		448	100	18%	548
VITAE DIAGNOSTICS		534	13	2%	547
NCF DIAGNOSTICS & DNA TECHNOLOGIES	15	213	318	58%	546
Consulate Health Care of North Fort Myers		533	13	2%	546

# COVID-19: testing by laboratory

Data through May 17, 2021 verified as of May 18, 2021 at 09:25 AM

Data in this report are provisional and subject to change.

The numbers in the table below represent the number of Florida and non-Florida residents for whom test results were received by the Department of Health. A person can be tested by more than one laboratory and can have both positive and negative results. **Therefore, the sum of the numbers in each column will be larger than the total number of people tested.**

Reporting lab	Inconclusive	Negative	Positive	Percent positive	Total
STEWARD SEBASTIAN RIVER MEDICAL CENTER		487	57	10%	544
JACKSON MEMORIAL LONG TERM CARE CENTER		508	36	7%	544
COASTAL URGENT CARE		428	116	21%	544
HERON POINTE HEALTH AND REHABILITATION	1	539	3	1%	543
DOCTORS CENTER,THE		432	111	20%	543
LITTLE PINE PEDIATRICS PLLC	3	477	61	11%	541
KINDRED HOSPITAL	10	508	22	4%	540
MANOR AT CARPENTERS		507	32	6%	539
MAGNOLIA FAMILY URGENT CARE		487	51	9%	538
FLOMEDILAB		301	236	44%	537
LIFE CARE CENTER OF PALM BAY		509	28	5%	537
WHITE-WILSON MEDICAL CENTER - NICEVILLE		485	51	10%	536
ORLANDO HEALTH CENTER FOR REHABILITATION		520	15	3%	535
METROPOLITAN HOSPITAL CENTER		525	9	2%	534
SANDBAY URGENT CARE		433	100	19%	533
FLORIDA DEPARTMENT OF HEALTH CLAY COUNTY	1	429	101	19%	531
JACKSON MEMORIAL PERDUE MEDICAL CENTER		502	29	5%	531
University Crossing		528	2	0%	530
MED FAST URGENT CARE CENTER		260	269	51%	529
CLERMONT HEALTH AND REHABILITATION CENTER		496	33	6%	529
TRINITY REGIONAL REHAB CENTER		496	33	6%	529
BROOKSVILLE HEALTHCARE CENTER LLC		514	15	3%	529
LIFE HOPE LABS, LLC		510	19	4%	529
ORLANDO VA MEDICAL CENTER		2	527	100%	529
MEDICAL CENTER CLINIC-IMMEDIATE CARE	1	423	104	20%	528
THE SPRINGS AT BOCA CIEGA BAY		516	11	2%	527
SUSANNA WESLEY HEALTH CENTER		489	37	7%	526
STARKE FAMILY MEDICAL CENTER		431	95	18%	526
MOOSEHAVEN HEALTH CENTER		469	57	11%	526
SOLARIS HEALTHCARE OSCEOLA		500	25	5%	525
NEW PLANT CITY FAMILY CARE	1	290	234	45%	525
HILLCREST HEALTH CARE & REHABILITATION CENTER	3	507	15	3%	525
Palm Garden of Largo		520	4	1%	524
ST CLOUD REGIONAL MEDICAL CENTER CLINICAL LAB		394	130	25%	524
ATLANTIC SHORES NURSING AND REHAB CENTER	1	510	13	2%	524
Solaris HealthCare Windermere		491	33	6%	524
ENZO CLINICAL LABS INC	3	495	26	5%	524
MEMPHIS PATHOLOGY LABORATORY	5	494	24	5%	523
PARKLANDS FACILITY INC	4	477	42	8%	523
AMBULATORY SURGERY CENTER OF BOCA RATON LTD		518	4	1%	522
Ocala Health and Rehabilitation Center		494	25	5%	519
PINES OF SARASOTA		509	9	2%	518
NEW YORK PRESBYTERIAN - CUMC CLINICAL		497	20	4%	517
WIMAUMA COMMUNITY HEALTH CENTER		427	89	17%	516
PW WINDERMERE SUBTENANT LLC		511	4	1%	515
MEDFAST URGENT CARE CENTERS		231	283	55%	514
ASSOCIATESMD MEDICAL GROUP INC		436	77	15%	513

# COVID-19: testing by laboratory

Data through May 17, 2021 verified as of May 18, 2021 at 09:25 AM

Data in this report are provisional and subject to change.

The numbers in the table below represent the number of Florida and non-Florida residents for whom test results were received by the Department of Health. A person can be tested by more than one laboratory and can have both positive and negative results. **Therefore, the sum of the numbers in each column will be larger than the total number of people tested.**

Reporting lab	Inconclusive	Negative	Positive	Percent positive	Total
UNIVERSITY OF CENTRAL FLORIDA HEALTH SERVICES		490	23	4%	513
TIDEWELL HOSPICE INC	2	504	7	1%	513
BHA TITUSVILLE CLINIC		477	35	7%	512
BOULEVARD REHABILITATION CENTER		495	16	3%	511
AZALEA TRACE PHYSICIAN SERVICES		504	7	1%	511
Heartland Healthcare of Ft. Myers	1	506	3	1%	510
SAMANTHA WILSON CARE CENTER	4	494	12	2%	510
VITAS HEALTHCARE CORPORATION		504	5	1%	509
GOOD SAMARITAN CENTER		506	3	1%	509
SOLARIS HEALTHCARE MERRITT ISLAND		447	62	12%	509
LA MER NH LLC		500	8	2%	508
OKEECHOBEE COUNTY HEALTH DEPT	1	373	133	26%	507
FLO-MEDILAB SERVICES LLC		195	311	61%	506
FAIRWAY OAKS CENTER LLC	6	493	6	1%	505
ASCEND CLINICAL	7	415	82	16%	504
MEDSCAN LABORATORY INC	1	284	218	43%	503
TUSKAWILLA NURSING AND REHAB CENTER	2	492	8	2%	502
Darcy Hall Of Life Care		488	14	3%	502
VILLAGE DOCTORS OF KEYSTONE		399	102	20%	501
ADVENTHEALTH EXPRESS CARE AT		417	84	17%	501
Cypress Cove Care Center		399	101	20%	500
CLINICAL PATHOLOGY LABS		388	112	22%	500
Colonial Lakes Health Care		453	46	9%	499
Williston Care Center		433	64	13%	497
SOLARIS HEALTHCARE BAYONET POINT		474	21	4%	495
Parkview Rehabilitation Center at Winter Park		485	10	2%	495
VITAS LUTHERAN TOWERS INPATIENT PROGRAM		429	65	13%	494
VIERA VA OPC		484	10	2%	494
AMEERAH LABS, LLC	2	403	89	18%	494
EPN URGENT CARE		83	410	83%	493
ELLENTON PEDIATRICS		473	19	4%	492
COLLIER COUNTY JAIL		488	3	1%	491
Quest Diag Unspecifd	1	326	164	33%	491
Manatee Springs Rehabilitation and Nursing Center		470	20	4%	490
FLETCHER HEALTH AND REHABILITATION CENTER		484	3	1%	487
HOLISTIX TREATMENT CENTERS		475	11	2%	486
Life Care Center of Punta Gorda	1	470	15	3%	486
FAMILY EXPRESS URGENT CARE		5	480	99%	485
PALM BEACH PEDIATRICS PA	2	416	63	13%	481
HARTS HARBOR HEALTH CARE CENTER		457	24	5%	481
Santa Rosa Center for Rehabilitation and Healing		409	72	15%	481
ONESTOP MEDICAL AND URGENT CARE LLC		415	66	14%	481
Bayside Care Center	1	459	20	4%	480
SEASIDE HEALTH AND REHABILITATION CENTER		416	63	13%	479
AYERS HEALTH & REHABILITATION CENTER		472	7	1%	479
NAVAL HOSPITAL - JACKSONVILLE		138	341	71%	479
Q ANSWER LAB	1	414	63	13%	478

# COVID-19: testing by laboratory

Data through May 17, 2021 verified as of May 18, 2021 at 09:25 AM

Data in this report are provisional and subject to change.

The numbers in the table below represent the number of Florida and non-Florida residents for whom test results were received by the Department of Health. A person can be tested by more than one laboratory and can have both positive and negative results. **Therefore, the sum of the numbers in each column will be larger than the total number of people tested.**

Reporting lab	Inconclusive	Negative	Positive	Percent positive	Total
MOBILE MEDICAL ASSOCIATES PL	17	409	52	11%	478
HEALTHY STEPS PEDIATRICS		425	52	11%	477
ADVENTHEALTH EXPRESS CARE AT WALGREENS 49TH STREET		405	71	15%	476
FAMILY CARE PARTNERS OF NORTHEAST FLORIDA LLC		396	79	17%	475
MARION AND BERNARD L SAMSON NURSING CENTER		469	4	1%	473
HARDEE COUNTY HEALTH DEPARTMENT		383	89	19%	472
MANOR CARE OF BOYNTON BEACH LLC		447	24	5%	471
NTD_EUROFINS_AIMS		429	40	9%	469
BROOKDALE LAKE TAVARES		460	8	2%	468
PEDIATRIC HEALTH CARE ALLIANCE, PA		425	43	9%	468
ABBAY DELRAY		461	7	1%	468
ST PETERSBURG PEDIATRICS-SEMINOLE BLVD		394	73	16%	467
BAPTIST HEALTH URGENT CARE AT PLANTATION		397	69	15%	466
UNIVERSITY OF TAMPA STUDENT HEALTH AND SHC CLINICAL LABORATORY		298	168	36%	466
MANORCARE HEALTH SERVICES - VENICE		410	56	12%	466
HEALTHWORKS MED GROUP OF FLORIDA PA	3	453	9	2%	465
BROOKDALE PALMER RANCH	1	407	57	12%	465
AVANTE AT OCALA INC	5	426	32	7%	463
TREASURE COAST COMMUNITY HEALTH	3	383	76	16%	462
THE PALACE MANAGEMENT - THE PALACE AT CORAL GABLES		458	3	1%	461
SPECIALTY HEALTH AND REHABILITATION CENTER		429	32	7%	461
ORCHARD PARK HEALTH & REHABILITATION		455	6	1%	461
PALM GARDEN OF WEST PALM BEACH	4	440	16	3%	460
INDIAN RIVER CTR, LLC		407	52	11%	459
BLOUNTSTOWN REHABILITATION CENTER LLC		350	108	24%	458
RENAISSANCE AT THE TERRACES		449	8	2%	457
RITECARE MEDICAL CENTER		367	90	20%	457
NATIONS BEST FAMILY HEALTH CARE		269	187	41%	456
ST PETERSBURG PEDIATRICS-PARK BLVD		414	42	9%	456
CLARIDGE HOUSE NURSING CENTER		437	18	4%	455
WATERMARK LAKE POINTE WOODS LLC		435	18	4%	453
PRO HEALTH		204	249	55%	453
ST ANDREWS BAY SKILLED NURSING &		391	61	13%	452
ROLLINS COLLEGE WELLNESS CENTER		130	322	71%	452
SANFORD LABORATORIES		404	43	10%	447
SMA SPECIALTY MEDICAL LAB		120	327	73%	447
DIAGNOSTIC & CLINICAL CARE SERVICES INC DBA		357	89	20%	446
DIAMOND RIDGE HEALTH AND REHABILITATION CENTER		424	22	5%	446
WALGREENS 3173		404	40	9%	444
PORT CHARLOTTE HMA		395	49	11%	444
PENSACOLA PEDIATRICS, PA		425	19	4%	444
EMERITUS AT NAPLES	2	441	1	0%	444
Destin Healthcare and Rehabilitation Center	1	401	40	9%	442
CHEEK AND SCOTT DRUGS INC		368	73	17%	441
TAMARAC REHABILITATION & HEALTH CENTER		434	6	1%	440
ORCHARD RIDGE CARE AND REHABILITATION CENTER		421	19	4%	440
FLORIDA HEART & VASCULAR MULTISPECIALTY GROUP PA		336	103	23%	439

# COVID-19: testing by laboratory

Data through May 17, 2021 verified as of May 18, 2021 at 09:25 AM

Data in this report are provisional and subject to change.

The numbers in the table below represent the number of Florida and non-Florida residents for whom test results were received by the Department of Health. A person can be tested by more than one laboratory and can have both positive and negative results. **Therefore, the sum of the numbers in each column will be larger than the total number of people tested.**

Reporting lab	Inconclusive	Negative	Positive	Percent positive	Total
ABBOTT DIAGNOSTICS		409	29	7%	438
HEALTH CENTRAL PARK		368	68	16%	436
Bardmoor Oaks Healthcare and Rehabilitation Center		422	14	3%	436
BAPTIST PRIMARY CARE INC	1	407	28	6%	436
PruittHealth Panama City	1	370	65	15%	436
APP-UNIPATH, LLC	2	417	16	4%	435
Solaris Healthcare Lake Bennet		395	38	9%	433
Life Care Center of Ocala		362	70	16%	432
PEACHTREE IMMEDIATE CARE		364	67	16%	431
FLORIDA DEPT OF HEALTH IN BREVARD COUNTY	3	364	63	15%	430
SUN COUNTRY PEDIATRICS PLLC	9	384	37	9%	430
AVECINA MEDICAL JULINGTON	1	240	189	44%	430
HCSO OCCUPATIONAL HEALTH AND WELLNESS CENTER		344	83	19%	427
SUNLAND MARIANNA COX MEDICAL CENTER		383	43	10%	426
BAY VILLAGE OF SARASOTA INC		423	3	1%	426
ARCPOINT LABS OF ST PETERSBURG		334	91	21%	425
MY HEALTHY BLUEPRINT BY BAPTIST HEALTH CARE		356	69	16%	425
PALMS OF SEBRING		386	38	9%	424
FLORIDA DEPARTMENT OF HEALTH IN LIBERTY COUNTY	3	324	97	23%	424
LUIS A GHIGLINO MD PA		412	12	3%	424
Bay Breeze Senior Living and Rehabilitation Center		371	53	13%	424
RAPID RELIABLE TESTING NY LLC		411	12	3%	423
SABAL DIRECT PRIMARY CARE, PA		339	84	20%	423
The Care Center at Pinellas Park	1	406	14	3%	421
LEHIGH REGIONAL MEDICAL CENTER LAB	2	372	47	11%	421
GARCIA CLINICAL LABORATORY		28	392	93%	420
PALMS REHABILITATION AND HEALTHCARE CENTER		379	40	10%	419
BRIDGEWATER PARK HEALTH AND REHAB	3	382	34	8%	419
XPRESS URGENT CARE- PORT ST. LUCIE		264	154	37%	418
MINUTECLINIC LLC #3671		372	45	11%	417
PEDIATRICS IN BREVARD PA- ROCKLEDGE		370	47	11%	417
HEALTH PARK CARE CENTER		410	7	2%	417
KEY LARGO - LARGO CARGO		379	38	9%	417
HARDEE MANOR HEALTH CARE CENTER	1	411	4	1%	416
FLORIDA DEPARTMENT OF HEALTH		361	54	13%	415
LIFE CARE PONTE VEDRA INC		402	12	3%	414
BARTON HEALTH ALLIANCE	3	362	49	12%	414
Timberidge Center for Rehabilitation and Healing		378	35	8%	413
STUART - FAIRGROUNDS		364	49	12%	413
LASER & SURGERY CENTER OF THE PALM BEACHES		409	2	0%	411
UR MEDICINE LABS- CENTRAL LABORATORY		385	26	6%	411
BAYSHORE DIAGNOSTICS		362	46	11%	408
Vi at Lakeside Village Skilled Nursing		393	15	4%	408
Solaris Healthcare Coconut Creek		397	11	3%	408
TIDE LABORATORIES		362	45	11%	407
NAPHCARE, INC AT MANATEE COUNTY JAIL		381	26	6%	407
HENDRY REGIONAL MEDICAL CENTER		119	287	71%	406

# COVID-19: testing by laboratory

Data through May 17, 2021 verified as of May 18, 2021 at 09:25 AM

Data in this report are provisional and subject to change.

The numbers in the table below represent the number of Florida and non-Florida residents for whom test results were received by the Department of Health. A person can be tested by more than one laboratory and can have both positive and negative results. **Therefore, the sum of the numbers in each column will be larger than the total number of people tested.**

Reporting lab	Inconclusive	Negative	Positive	Percent positive	Total
GENETIC TECHNOLOGICAL INNOVATIONS, LLC		392	14	3%	406
ROSEWOOD HEALTH AND REHABILITATION CENTER		376	28	7%	404
TRI-COUNTY NURSING AND REHABILITATION CENTER INC		389	15	4%	404
ENCOMPASS HEALTH REHABILITATION OF SEA PINES		402	2	0%	404
ELMCROFT PINECREST	1	376	27	7%	404
Coastal Health and Rehabilitation Center		390	12	3%	402
BAPTIST HEALTH SOUTH FLORIDA - WEST BOCA URGENT CARE		335	67	17%	402
OCEAN VIEW NURSING AND REHAB CENTER		379	22	5%	401
Life Care Center at Inverrary		390	10	3%	400
MADISON FACILITY INC		391	8	2%	399
MEDFAST URGENT CARE CENTER		167	231	58%	398
AVON PARK PEDIATRICS INC	3	352	42	11%	397
JACKSONVILLE KIDS PEDIATRICS, PLLC		362	35	9%	397
ADVANCED AMBULATORY SURGERY CENTER		383	14	4%	397
VILLAGE PLACE NH LLC		347	49	12%	396
SIGNATURE HEALTHCARE OF NORTH FLORIDA		390	5	1%	395
ST JOSEPH'S HOSPITAL LABORATORY		2	392	99%	394
EXCEL PEDIATRICS		336	58	15%	394
FAMILY MEDICAL CARE OF PALM BEACH		281	113	29%	394
MINI ER AND URGENT CARE		289	105	27%	394
CENTRAL FLORIDA HEALTH SERVICES		345	48	12%	393
JACKSONVILLE VA UNIVERSITY OPC	4	376	12	3%	392
WALGREENS 4915	1	351	40	10%	392
SUNCOAST URGENT CARE		291	101	26%	392
MANORCARE AT LELY PALMS		383	8	2%	391
CORAL TRACE HEALTH CARE	2	384	5	1%	391
BARBER		13	376	97%	389
LIFE BRITE	4	366	19	5%	389
AVANTE AT MT DORA		381	8	2%	389
HOLISTIC PEDIATRICS GROUP LLC		362	26	7%	388
Stacey Health Care Centers Inc. dba Riverside Care Center		358	30	8%	388
BEAR CREEK NURSING CENTER		381	5	1%	386
COMMUNITY HEALTH AND REHABILITATION CENTER		323	63	16%	386
BOCA BIOLISTICS REFERENCE LABORATORY	3	256	127	33%	386
SERENADES IN THE VILLAGES		333	53	14%	386
VILLAGE DOCTORS FAMILY MEDICAL CENTER OF		317	68	18%	385
SEA BREEZE REHAB AND NURSING CENTER		376	9	2%	385
VETERANS AFFAIRS MEDICAL CENTER - LAKE CITY		52	332	86%	384
ST CATHERINE'S WEST REHABILITATION HOSPITAL		369	13	3%	382
BAYFRONT MEDICAL		335	47	12%	382
BROOKDALE PADDOCK HILLS	2	378	2	1%	382
FL HUD DESTIN, LLC D/B/A GRAND BOULEVARD HEALTH		342	39	10%	381
ELMHURST HOSPITAL CENTER	1	348	32	8%	381
KISSIMMEE FACILITY OPERATIONS LLC		356	24	6%	380
FAIR HAVENS CENTER, OPCO		371	8	2%	379
TRENTON MEDICAL CENTER INC DBA PALMS MEDICAL GROUP	4	282	93	25%	379
Solaris HealthCare Imperial		370	8	2%	378

# COVID-19: testing by laboratory

Data through May 17, 2021 verified as of May 18, 2021 at 09:25 AM

Data in this report are provisional and subject to change.

The numbers in the table below represent the number of Florida and non-Florida residents for whom test results were received by the Department of Health. A person can be tested by more than one laboratory and can have both positive and negative results. **Therefore, the sum of the numbers in each column will be larger than the total number of people tested.**

Reporting lab	Inconclusive	Negative	Positive	Percent positive	Total
ARCPPOINT LABS OF SARASOTA MANATEE		295	83	22%	378
ACCESS MEDICAL CENTER	1	344	33	9%	378
EHEALTHSCREENINGS, LLC		377			377
24/7 PEDIATRIC CARE CENTERS INC		356	21	6%	377
solaris Healthcare Parkway	2	355	19	5%	376
SPRINGTREE REHAB & HEALTH CARE CENTER		352	24	6%	376
COLOR GENOMICS, INC.	4	366	6	2%	376
BAYA PHARMACY WEST		8	368	98%	376
REHABILITATION CENTER OF LAKE CITY, THE		345	30	8%	375
FAMILY CARE PARTNERS OF NE FLORIDA LLC		298	77	21%	375
HARBOURWOOD	1	365	9	2%	375
ELLENTON PEDIATRICS PA		353	21	6%	374
EPWORTH VILLAGE RETIREMENT COMMUNITY		367	6	2%	373
HAINES CITY REHABILITATION AND NURSING CENTER		349	24	6%	373
MANOR CARE OF NAPLES FL LLC		367	6	2%	373
HOLIDAY CVS LLC DBA CVS/PHARMACY #0440		356	16	4%	372
LAKE EUSTIS HEALTH AND REHABILITATION CENTER		364	8	2%	372
HOLLEY NAVARRE MEDICAL CLINIC		287	84	23%	371
MACDILL AIR FORCE BASE		330	41	11%	371
TGH		1	370	100%	371
URGENT CARE BETHESDA	1	318	52	14%	371
INFORM DIAGNOSTICS		361	9	2%	370
Palmetto Subacute Care Center		359	11	3%	370
TAVARES PEDIATRICS		310	59	16%	369
BAYA POINTE NURSING AND REHABILITATION		286	83	22%	369
ADVENT HEALTH - TAMPA		148	221	60%	369
RIVERS FAMILY MEDICINE PA		281	88	24%	369
ESTERO ISLAND MEDICAL CENTER		290	76	21%	366
Marshall Health and Rehabilitation Center		316	49	13%	365
AVENTURA REHAB AND NURSING CENTER		346	18	5%	364
Surrey Place Healthcare and Rehabilitation		361	2	1%	363
GULF COAST MEDICAL CENTER		357	6	2%	363
CYPRESS COVE		354	8	2%	362
HOSPICE OF LAKE & SUMTER INC	1	350	10	3%	361
WILLISTON PEDIATRICS PA	1	319	41	11%	361
FIRST CHOICE PEDIATRICS INC		319	41	11%	360
AFTER HOURS PEDIATRICS INC	1	1	358	99%	360
SOUTHWEST ORLANDO FAMILY MEDICINE, PL		299	60	17%	359
FLORIDA KEYS PEDIATRICS & ADOLESCENT CENTER		341	18	5%	359
VI AT BENTLEY VILLAGE HOME CARE		357	1	0%	358
AVANTE AT LEESBURG INC		352	5	1%	357
ARGO SENIOR LIVING AT HAVERHILL		336	21	6%	357
CITY OF PORT SAINT LUCIE		333	24	7%	357
The Grove Health and Rehabilitation		331	24	7%	355
DEPARTMENT OF HEALTH BUREAU OF FAMILY		338	16	5%	354
EDGEWATER AT WATERMAN VILLAGE,THE		336	18	5%	354
EAST RIDGE RETIREMENT VILLAGE		350	3	1%	353

# COVID-19: testing by laboratory

Data through May 17, 2021 verified as of May 18, 2021 at 09:25 AM

Data in this report are provisional and subject to change.

The numbers in the table below represent the number of Florida and non-Florida residents for whom test results were received by the Department of Health. A person can be tested by more than one laboratory and can have both positive and negative results. **Therefore, the sum of the numbers in each column will be larger than the total number of people tested.**

Reporting lab	Inconclusive	Negative	Positive	Percent positive	Total
KEY WEST HEALTH AND REHAB	1	344	8	2%	353
HCTB INC		295	58	16%	353
VILLAGE AT VIENNA SQUARE,THE	6	329	17	5%	352
CRYSTAL RIVER HEALTH & REHAB		348	4	1%	352
FOUNTAIN INN NURSING & REHABILITATION CTR, INC		346	6	2%	352
MY CLINICAL LAB		223	129	37%	352
POMPANO REHABILITATION AND NURSING CTR		346	5	1%	351
Avante at St Cloud, Inc.		340	11	3%	351
CORAL BAY HEALTHCARE AND REHABILITATION	1	338	12	3%	351
Concordia Village of Tampa AL		345	5	1%	350
FRICKS PHARMACY		283	67	19%	350
JACKSON PLAZA NURSING & REHAB CENTER	6	333	10	3%	349
CONCIMED LLC		314	33	10%	347
HEALTH DESIGNS		332	14	4%	346
JUPITER MEDICAL CENTER URGENT CARE - STUART		264	82	24%	346
SELECT REFERENCE LABORATORIES, LLC	1	333	12	3%	346
APOLLO HEALTH & REHABILITATION		339	7	2%	346
USAFSAM/PHE		175	170	49%	345
LabCorp (Non-Interfaced)	2	133	210	61%	345
SUNRISE DIAGNOSTIC LABORATORY		292	53	15%	345
QUICK CARE MED LLC	1	276	67	19%	344
REGENTS PARK OF BOCA RATON		339	5	1%	344
FLORIDA HEALTH CARE PLANS			344	100%	344
ST LUCIE EMPLOYEE HEALTH & WELLNESS CENTER		329	13	4%	342
ADVENT HEALTH CENTRA CARE - PALM COAST		80	262	77%	342
SIGNATURE HEALTHCARE AT THE COURTYARD		294	47	14%	341
STATMED QUICK QUALITY CLINIC AT NORTH PINELLAS		80	261	77%	341
CRONOS CLINICAL LABORATORY	22	227	91	27%	340
TIERRA PINES CENTER		327	13	4%	340
ST JUDE CHILDREN'S RESEARCH HOSPITAL		324	15	4%	339
HAVEN OF OUR LADY OF PEACE INC		331	8	2%	339
RULEME CENTER	2	307	30	9%	339
ROSEN MEDICAL CENTER		294	45	13%	339
MEDICAL CENTER AT OCEAN REEF,THE		321	17	5%	338
MACCLENNY NURSING AND REHAB		320	18	5%	338
AMERICAN FINNISH NURSING HOME	2	326	8	2%	336
Avante at Inverness		333	3	1%	336
KENNEDY PAIN CLINIC GROUP LLC		301	34	10%	335
DELTONA HEALTH CARE		307	28	8%	335
MIAMI CEREBRAL PALSY RESIDENTIAL		334	1	0%	335
PHYSICIANS REGIONAL WALK-IN		196	139	41%	335
LODGE HEALTH AND REHABILITATION CENTER, THE		302	33	10%	335
ARDEN COURTS OF TAMPA	2	327	6	2%	335
GOOD SAMARITAN SOCIETY-DAYTONA		313	21	6%	334
CENTERSTONE OF FLORIDA		306	28	8%	334
DAYTONA BEACH HEALTH AND REHAB CENTER		332	2	1%	334
Life Care Center at Wells Crossing		309	24	7%	333



# COVID-19: testing by laboratory

Data through May 17, 2021 verified as of May 18, 2021 at 09:25 AM

Data in this report are provisional and subject to change.

The numbers in the table below represent the number of Florida and non-Florida residents for whom test results were received by the Department of Health. A person can be tested by more than one laboratory and can have both positive and negative results. **Therefore, the sum of the numbers in each column will be larger than the total number of people tested.**

Reporting lab	Inconclusive	Negative	Positive	Percent positive	Total
NORTH PINELLAS STATMED QUICK QUALITY CLINICS		236	97	29%	333
CROSS POINTE CARE CENTER	2	325	6	2%	333
AMERICAN ESOTERIC LAB-BIRMINGHAM		328	5	2%	333
ACCURATE DIAGNOSTIC LABS, INC		314	18	5%	332
220 GOLDEN, LLC	1	314	16	5%	331
COLLIER PHARMACY		272	58	18%	330
WESTCHESTER GARDENS LIMITED PARTNERSHIP		319	9	3%	328
STAR CARE		274	54	16%	328
TALLAHASSEE NHHI LLC	1	299	27	8%	327
ST JAMES HEALTH AND REHABILITATION CENTER		240	87	27%	327
Sunset Point Center		321	6	2%	327
CORAL REEF NURSING & REHABILITATION CENTER		319	8	2%	327
ST VINCENT'S AMBULATORY CARE INC DBA	2	283	41	13%	326
SILVER CREEK SENIOR LIVING COMMUNITY		321	5	2%	326
PIONEER CLINICAL LAB, LLC		212	113	35%	325
LAKESIDE NEUROLOGIC		310	14	4%	324
LUTHERAN HAVEN		314	9	3%	323
AVELLINO LAB USA, INC	1	308	14	4%	323
Life Care Center of Sarasota		309	13	4%	322
BIOCEPT		300	22	7%	322
Avante at Orlando	1	314	6	2%	321
HEATHER HILL HEALTHCARE CENTER		274	47	15%	321
HUNT CLUB PEDIATRIC ASSOCIATES, P.A.		273	48	15%	321
West Melbourne Health and Rehabilitation Center		319	1	0%	320
JACKSONVILLE UNIVERSITY	1	302	17	5%	320
PruittHealth Santa Rosa		225	94	29%	319
HOMESTEAD MANOR	2	275	41	13%	318
MEDEXPRESS LUTZ		4	313	99%	317
HIGHLANDS URGENT CARE		1	316	100%	317
LEESBURG PEDIATRICS		279	37	12%	316
D PEDIATRICS		285	31	10%	316
SILVERCREST HEALTH AND REHABILITATION CENTER	3	305	8	3%	316
BAY COUNTY SHERIFFS OFFICE JAIL FACILITY		262	53	17%	315
RIVERWOOD HEALTH NH LLC		276	39	12%	315
FREEDOM SQUARE NURSING CENTER		302	12	4%	314
CONSULATE HEALTH CARE OF SAFETY HARBOR		307	7	2%	314
PONTE VEDRA GARDENS		313	1	0%	314
PALM GARDEN OF PINELLAS		313	1	0%	314
GENESIS MEDICAL LABORATORY MIAMI FL.		83	230	73%	313
AMERICAN RESEARCH LABS		266	47	15%	313
TRUE NORTH HEALTH NAVIGATION LLC DBA DISPATCHHEALTH	1	261	51	16%	313
MIDWAY PRIMARY CARE, LLC	11	193	108	35%	312
OSPREY LODGE		252	60	19%	312
CONEY ISLAND HOSPITAL	1	300	11	4%	312
WHITE WILSON MEDICAL IMMEDIATE CARE NICEVILLE		83	227	73%	310
PROFESSIONAL URGENT CARE SERVICES		256	54	17%	310
Chatsworth at PGA National, LLC		295	14	5%	309

# COVID-19: testing by laboratory

Data through May 17, 2021 verified as of May 18, 2021 at 09:25 AM

Data in this report are provisional and subject to change.

The numbers in the table below represent the number of Florida and non-Florida residents for whom test results were received by the Department of Health. A person can be tested by more than one laboratory and can have both positive and negative results. **Therefore, the sum of the numbers in each column will be larger than the total number of people tested.**

Reporting lab	Inconclusive	Negative	Positive	Percent positive	Total
USA HEALTH UNIVERSITY HOSPITAL CLINICAL LABORATORY	1	298	10	3%	309
JUPITER MEDICAL CENTER URGENT CENTER		259	49	16%	308
Chatham Glen Healthcare and Rehabilitation Center		298	9	3%	307
ALTAMONTE PEDIATRIC ASSOCIATES		233	74	24%	307
PERSONALIZED GENETIC TESTING	3	204	100	33%	307
MEDICATION ROOMS-CSU/CI NURSE STATION	1	292	13	4%	306
DE LUNA HEALTH AND REHABILITATION CENTER		283	23	8%	306
LAKELAND REGIONAL HEALTH SYSTEMS INC		39	266	87%	305
CLARE BRIDGE ORMOND BEACH	1	303			304
renaissance health and rehabilitation center		277	27	9%	304
FARAH MEDICAL		286	17	6%	303
SARAPATH DIAGNOSTICS		172	131	43%	303
MILLENNIUM PHYSICIAN GROUP LLC		265	38	13%	303
LAKE PARK OF MADISON		292	11	4%	303
FLORIDA ATLANTIC UNIVERSITY STUDENT HEALTH		251	52	17%	303
ARBOR FACILITY INC		298	4	1%	302
DISCOVERY VILLAGE AT NAPLES		284	17	6%	301
AVANTE AT ORMOND BEACH INC		291	9	3%	300
VITAS HEALTHCARE CORPORATION OF FL		285	15	5%	300
HOSPICE OF ST FRANCIS INC		292	7	2%	299
BUENA VISTA URGENT CARE		264	34	11%	298
PAVILION FOR HEALTHCARE, THE		295	3	1%	298
IMA MEDICAL GROUP	1	215	82	28%	298
HEARTLAND PEDIATRICS OF LAKE PLACID PA	1	260	36	12%	297
THE RESIDENCE AT TIMBER PINES	4	267	26	9%	297
BROOKDALE DESTIN		284	12	4%	296
ALLIANCE PEDIATRICS PA		288	8	3%	296
LONGWOOD FAMILY PRACTICE		226	69	23%	295
CAREATC CITY OF TAMPA	25	229	41	14%	295
BARBARA O'REILLY MD PA		288	7	2%	295
WESTWOOD HEALTHCARE SNF		249	46	16%	295
CHIPOLA HEALTH AND REHAB		276	18	6%	294
AMELIA MEDICAL CARE		135	159	54%	294
WALGREENS #04809	1	263	30	10%	294
PROTEUS MOLECULAR AND CLINICAL LAB	1	180	112	38%	293
BOND CLINIC, PA		219	74	25%	293
NORTHWEST MEDICAL CENTER CLINICAL LABORATORY		175	118	40%	293
WALGREENS 10670		254	38	13%	292
BIOIQ		243	48	16%	291
PALMS FACILITY INC		273	18	6%	291
SANDY PINES	2	245	44	15%	291
SHC College Park		288	3	1%	291
Rehabilitation Center for Park Place LLC		279	11	4%	290
DAVID SCOTT MADWAR MD PA		261	29	10%	290
Solaris Senior Living North Naples ALF		281	9	3%	290
SIGNATURE HEALTHCARE OF ORANGE PARK		286	4	1%	290
AMERICAN HEALTH ASSOCIATES INC	1	270	19	7%	290

# COVID-19: testing by laboratory

Data through May 17, 2021 verified as of May 18, 2021 at 09:25 AM

Data in this report are provisional and subject to change.

The numbers in the table below represent the number of Florida and non-Florida residents for whom test results were received by the Department of Health. A person can be tested by more than one laboratory and can have both positive and negative results. **Therefore, the sum of the numbers in each column will be larger than the total number of people tested.**

Reporting lab	Inconclusive	Negative	Positive	Percent positive	Total
STERLING HOUSE OF DELAND		288	1	0%	289
PALM GARDEN OF GAINESVILLE	2	285	2	1%	289
BENTLEY CARE CENTER		288	1	0%	289
AUBURN UNIVERSITY MEDICAL CLINIC		227	62	21%	289
DOCTORS MEMORIAL HOSPITAL		158	131	45%	289
MAGNOLIA DIAGNOSTICS, LLC	4	256	28	10%	288
Terrace Health and Rehab		284	4	1%	288
VETERANS AFFAIRS MEDICAL CENTER - MIAMI		2	285	99%	287
W FRANK WELLS NURSING HOME		258	29	10%	287
Flagler Health and Rehabilitation		281	5	2%	286
ADVENT HEALTH - PALM HARBOR ER		236	49	17%	285
A PLUS PEDIATRICS		251	34	12%	285
CHIPOLA MEDICAL ASSOCIATES, LLC		207	77	27%	284
FLOW HEALTH LABORATORIES LLC		278	6	2%	284
BROWARD NURSING & REHABILITATION CTR	8	260	16	6%	284
RITE MEDICAL CARE PC		280	3	1%	283
LAKE VIEW CARE CENTER AT DELRAY		277	6	2%	283
AURORA DIAGNOSTICS BERNHARDT LABORATORIES PATHOLOGY SERVICE		190	93	33%	283
WASHINGTON REHAB AND NURSING		271	10	4%	281
BRENTWOOD RETIREMENT COMMUNITY	5	242	34	12%	281
DOS OF NORTH SHORES NURSING & REHAB CENTER		280			280
GATTOLINE ENTERPRISES, INC. DBA FAMILY CARE PHARMACY		231	49	18%	280
Signature healthcare of Jacksonville		275	5	2%	280
ISLAND HEALTH AND REHABILITATION CENTER		271	8	3%	279
Sunnyside Nursing Home		276	3	1%	279
GEORGE SAFRAN MD PC		264	14	5%	278
Jacaranda Manor		276	2	1%	278
Crossbreeze care center	1	274	2	1%	277
PRUITT HEALTH-SANTA ROSA		275	2	1%	277
NADAL PEDIATRICS		224	53	19%	277
FORT PIERCE HEALTH CARE		269	7	3%	276
VILLAGES REGIONAL HOSPITAL SURGERY CENTER LLC, THE		218	58	21%	276
Avante at Lake Worth, Inc.	1	269	6	2%	276
The Ponce Therapy Care Center		271	4	1%	275
Glades West Rehabilitation and Nursing Center		266	8	3%	274
NASSAU COUNTY JAIL		229	45	16%	274
Cross Gardens Care Center		272	1	0%	273
FIRST CHOICE PRIMARY CARE		216	56	21%	272
LAKEVIEW INTERNAL MEDICINE		204	67	25%	271
ATLANTIC URGENT CARE		186	85	31%	271
BAYA URGENT CARE LLC		236	35	13%	271
PBC FIREFIGHTER BENEFIT FUND WELLNESS CENTER		225	45	17%	270
Premier Place at The Glenview		261	9	3%	270
ADVENT HEALTH CARE CENTER	9	246	15	6%	270
LEHIGH VALLEY GENOMICS		45	225	83%	270
SURREY PLACE CARE CENTER		262	7	3%	269
MARTIN ACQUISITION 1 LLC DBA		254	14	5%	268

# COVID-19: testing by laboratory

Data through May 17, 2021 verified as of May 18, 2021 at 09:25 AM

Data in this report are provisional and subject to change.

The numbers in the table below represent the number of Florida and non-Florida residents for whom test results were received by the Department of Health. A person can be tested by more than one laboratory and can have both positive and negative results. **Therefore, the sum of the numbers in each column will be larger than the total number of people tested.**

Reporting lab	Inconclusive	Negative	Positive	Percent positive	Total
FORT MYERS REHABILITATION AND NURSING CENTER		242	26	10%	268
ADVENT HEALTH CENTRA CARE - ORMOND BEACH		113	155	58%	268
BARTRAM CROSSING		267			267
NORTH FLORIDA PEDIATRICS - MARIANNA		227	40	15%	267
BRANDON COMMUNITY HEALTH CENTER		236	31	12%	267
ST MARK VILLAGE	1	261	5	2%	267
CCS - JOSEPH V CONTE		264	2	1%	266
EVENT MED SERVICES LABORATORY		261	5	2%	266
HUNT CLUB PEDIATRIC ASSOCIATES PA		186	80	30%	266
EDGEWOOD NURSING CENTER		255	10	4%	265
MIAMI JEWISH HEALTH SYSTEMS, INC	4	251	10	4%	265
SERANADES BY SONATA WEST ORANGE		236	29	11%	265
THE PLAYERS CHAMPIONSHIP		265			265
LAKESIDE HEALTH CENTER		263	2	1%	265
SACRED HEART HEALTH SYSTEM INC		218	46	17%	264
SEAVIEW NURSING AND REHABILITATION CENTER		254	10	4%	264
PATHWAY PHARMACY		219	44	17%	263
VETERANS AFFAIRS ORLANDO VA MEDICAL CENTER			262	100%	262
RIVERSIDE RECOVERY OF TAMPA		259	2	1%	261
KINDRED HOSPITAL THE PALM BEACHES		255	6	2%	261
PINELLAS CARE CENTER		223	37	14%	260
ADVENT HEALTH - ORLANDO		195	65	25%	260
TERRACES OF LAKE WORTH CARE CENTER		248	12	5%	260
CARENOW LAKE MARY		45	215	83%	260
BRADEN RIVER REHABILITATION CENTER LLC		258	2	1%	260
CLIFFORD CHESTER SIMS VA NURSING HOME		251	9	3%	260
CONSULATE HEALTHCARE OF KISSIMMEE		247	12	5%	259
FEDERATION CCRC OPERATIONS CORP		256	3	1%	259
FLORIDA MEDICAL CLINIC LLC		173	86	33%	259
ABSOLUTE HEALTH INTERNAL MEDICINE AND PEDIATRICS		231	28	11%	259
SPRINGS AT LAKE POINTE WOODS		256	2	1%	258
OAKBROOK HEALTH AND REHABILITATION CENTER	1	243	14	5%	258
FLORIDA WOMAN CARE LABORATORY LLC		232	26	10%	258
FELLOWSHIP HOME AT THE FAIRWAY LLC		251	7	3%	258
KR at Hillsborough Lakes/Lutz Healthcare		248	10	4%	258
AZALEA TRACE		245	13	5%	258
SAMIR EBEID MD		232	26	10%	258
ESCAMBIA COUNTY JAIL DETENTION DIVISION		250	7	3%	257
BAYVIEW CENTER		251	6	2%	257
MARTIN MEMORIAL MEDICAL CENTER LAB		128	129	50%	257
HOMESTEAD VILLAGE		245	11	4%	256
BVM THE BRIDGES LLC		254	2	1%	256
FLORIDA CLINICAL LABORATORY-BIOREFERENCE LABORATORIES		103	152	60%	255
ADVANCED MEDICAL GROUP		2	253	99%	255
VIERA DEL MAR HEALTH AND REHABILITATION CENTER		242	13	5%	255
SHELL POINT VILLAGE MEDICAL CENTER		246	8	3%	254
LAKE REGIONAL URGENT CARE		12	240	95%	252

# COVID-19: testing by laboratory

Data through May 17, 2021 verified as of May 18, 2021 at 09:25 AM

Data in this report are provisional and subject to change.

The numbers in the table below represent the number of Florida and non-Florida residents for whom test results were received by the Department of Health. A person can be tested by more than one laboratory and can have both positive and negative results. **Therefore, the sum of the numbers in each column will be larger than the total number of people tested.**

Reporting lab	Inconclusive	Negative	Positive	Percent positive	Total
BUREAU OF CLINICAL LABORATORIES		209	42	17%	251
ST ANTHONYS REHABILITATION HOSPITAL	9	240	2	1%	251
Consulate Health Care of St. Petersburg		244	7	3%	251
CAREATC, INC.	1	226	24	10%	251
ST PETERSBURG PEDIATRICS-EAST BAY	1	211	38	15%	250
UCC - WELLINGTON		3	246	99%	249
ESCAMBIA COUNTY JAIL	2	180	67	27%	249
Royal Oaks Nursing and Rehab		248	1	0%	249
SUNLIFE PHARMACY		219	30	12%	249
PADDOCK RIDGE		246	3	1%	249
ARDEN COURTS OF FORT MYERS		241	7	3%	248
CARRINGTON PLACE OF ST PETE LLC		242	6	2%	248
ADVENTHEALTH EXPRESS CARE AT WESLEY CH		218	29	12%	247
Orchid Cove at Sarasota		246	1	0%	247
Heritage Healthcare at Tallahassee		239	7	3%	246
Life Care Center of Melbourne		229	17	7%	246
AVECINA MOBILE		121	125	51%	246
MCW MENTAL HEALTH LLC		242	4	2%	246
ST AUGUSTINE HEALTH & REHAB CENTER		244	1	0%	245
ROSEWOOD HEALTHCARE & REHABILITATION CENTER		239	6	2%	245
REGENTS PARK AT AVENTURA		229	15	6%	244
MALABAR/ADVENT CENTRA CARE		48	196	80%	244
WHITE WILSON MEDICAL CENTER IMMEDIATE CARE		136	108	44%	244
VILLA MARIA WEST SKILLED NURSING FACILITY		236	8	3%	244
CLERMONT URGENT CARE		1	242	100%	243
ARCHER HEALTH VENTURES, LLC		217	25	10%	242
SOLARIS SENIOR LIVING VERO BEACH		233	9	4%	242
GOOD SAMARITAN CARES		236	5	2%	241
Signature Healthcare of Ormond		239	2	1%	241
AMERICAN HOUSE SENIOR LIVING		189	51	21%	240
SOUTHLAND SUITES OF ORMOND BEACH	4	236			240
PALM GARDEN OF AVENTURA		236	4	2%	240
CLARE BRIDGE OF SARASOTA		238	2	1%	240
STERLING HOUSE OF WINTER HAVEN		237	3	1%	240
Lake Port Square Health Center		221	19	8%	240
FLORIDA DEPARTMENT OF HEALTH IN TAYLOR COUNTY	1	191	48	20%	240
ORANGE COUNTY HEALTH DEPT		228	11	5%	239
FIRSTCARE CLINIC		121	118	49%	239
JUNO DERMATOLOGY LLC		220	18	8%	238
WALGREENS #06012		207	31	13%	238
NORTH FLORIDA PEDIATRICS PA - DUVAL		209	29	12%	238
Kindred Hospital South Florida Hollywood SNU		230	8	3%	238
ARDEN COURTS OF SEMINOLE		197	41	17%	238
FLORIDA HEALTH CARE PLAN INC		2	236	99%	238
BAY TREE CARE AND REHABILITATION CENTER		197	38	16%	235
OAK HAMMOCK AT THE UNIVERSITY OF FLORIDA		229	6	3%	235
BAY VUE NURSING AND REHABILITATION CENTER		224	11	5%	235

# COVID-19: testing by laboratory

Data through May 17, 2021 verified as of May 18, 2021 at 09:25 AM

Data in this report are provisional and subject to change.

The numbers in the table below represent the number of Florida and non-Florida residents for whom test results were received by the Department of Health. A person can be tested by more than one laboratory and can have both positive and negative results. **Therefore, the sum of the numbers in each column will be larger than the total number of people tested.**

Reporting lab	Inconclusive	Negative	Positive	Percent positive	Total
GUEST HOUSE OCALA, THE		224	11	5%	235
Fouraker Hills Rehab and Nursing		226	9	4%	235
CHILDREN MED CARE INC		202	33	14%	235
MEASE COUNTRYSIDE HOSPITAL		2	232	99%	234
MATHISON RETIREMENT COMMUNITY, INC	1	222	11	5%	234
MANDARIN PEDIATRICS		210	24	10%	234
LCS SANDHILL COVE LLC DBA	6	219	9	4%	234
DOCTORS MEMORIAL FAMILY MEDICINE	2	163	68	29%	233
Lakewood Nursing Center		198	34	15%	232
BORLAND GROOVER CLINIC	1	192	39	17%	232
ADVENT HEALTH - LAKE NONA		197	35	15%	232
HEARTLAND SOUTH JACKSONVILLE OF JACKSONVILLE FL ,		232			232
YOUR FAMILY WALK-IN CLINIC		17	215	93%	232
ManorCare Health Services-Palm Harbor	1	229	1	0%	231
HOSPITAL FOR SPECIAL SURGERY		228	3	1%	231
LYNN HAVEN SPORTS COMPLEX-WALKON CLINIC		21	209	91%	230
HEALTHPOINT MED GRP OF THE EMERALD COAST LLC		190	40	17%	230
ALLSOUTH URGENT CARE		52	178	77%	230
VILLAGE PEDIATRICS LLC		199	31	13%	230
BENDERSON FAMILY SKILLED NURSING AND□		212	18	8%	230
COLONY CLUB ALF,THE	1	213	15	7%	229
REGENCY PARK		210	19	8%	229
CORAL GABLES NURSING & REHABILITATION CENTER		218	11	5%	229
ASCENSION MEDICAL GROUP		5	223	98%	228
LAKE WALES OPERATING GROUP LLC		223	5	2%	228
HIGHLANDS LAKE CENTER		223	5	2%	228
MEDICAL CONSULTANTS OF FLORIDA LLC	1	193	34	15%	228
WIREGRASS DIRECT PRIMARY CARE PLLC□		190	37	16%	227
Avante at Melbourne		221	5	2%	226
PARKS HEALTHCARE & REHABILITATION CTR	4	211	11	5%	226
FLORIDA HEALTH CARE PLANS INC		2	223	99%	225
NSPIRE HEALTHCARE LAUDERHILL		219	6	3%	225
KENILWORTH CARE & REHABILITATION CENTER		207	18	8%	225
PARK MEADOWS HEALTH AND REHABILITATION CENTER		224	1	0%	225
INN AT ASTON GARDENS, THE		216	8	4%	224
DOLPHIN POINTE HEALTH CARE LLC		201	23	10%	224
CONSULATE HEALTH CARE OF MELBOURNE		219	5	2%	224
MACTOWN, INC		222	2	1%	224
UNIVERSITY OF MIAMI		83	141	63%	224
DISCOVERY VILLAGE AT MELBOURNE		197	27	12%	224
ARDEN COURTS OF DELRAY BEACH FL LLC	3	210	11	5%	224
FORT WALTON REHABILITATION CENTER		185	39	17%	224
SACRED HEART MEDICAL GROUP URGENT CARE		189	35	16%	224
The Waterford		220	3	1%	223
MIAMI VA HEALTHCARE SYSTEM			223	100%	223
BONITA PHARMACY		202	21	9%	223
FLAGLER COUNTY DETENTION CENTER		209	13	6%	222

# COVID-19: testing by laboratory

Data through May 17, 2021 verified as of May 18, 2021 at 09:25 AM

Data in this report are provisional and subject to change.

The numbers in the table below represent the number of Florida and non-Florida residents for whom test results were received by the Department of Health. A person can be tested by more than one laboratory and can have both positive and negative results. **Therefore, the sum of the numbers in each column will be larger than the total number of people tested.**

Reporting lab	Inconclusive	Negative	Positive	Percent positive	Total
ADVENT HEALTH CENTRA CARE - APOPKA NORTH		192	30	14%	222
PALMS MEDICAL GROUP HIGH SPRINGS		183	39	18%	222
CCS - PAUL REIN DETENTION FACILITY		156	66	30%	222
PINNACLES PEDS CARE PA		222			222
SOUTH BALDWIN REGIONAL MEDICAL CENTER		206	15	7%	221
PEDIATRIC SPECIALISTS MEDICAL GROUP	1	193	27	12%	221
Sunrise Health and Rehabilitation Center		213	8	4%	221
SUPERIOR RESIDENCES OF PANAMA CITY BEACH		213	7	3%	220
Boynnton Beach Rehabilitation Center	2	213	5	2%	220
Hampton Court Nursing and Rehabilitation Center		218	2	1%	220
ST JOHNS COUNTY DETENTION CENTER		220			220
CONCORD LIFE SCIENCES LLC	2	201	17	8%	220
ANGELS DIAGNOSTIC GROUP		174	45	21%	219
WOOD LAKE HEALTH AND REHABILITATION CENTER		219			219
ADVENT HEALTH CENTRA CARE - DAYTONA BEACH		94	125	57%	219
EDWARD J HEALEY REHAB & NURSING CENTER		219			219
JACKSON COUNTY HEALTH DEPARTMENT		163	56	26%	219
BOCA RATON REHABILITATION CENTER	4	211	4	2%	219
WORKPLACE SCREENING INTELLIGENCE			218	100%	218
ST. CLOUD REGIONAL MEDICAL CENTER		199	18	8%	217
LABCORP BURLINGTON	1	158	58	27%	217
THE MANOR AT CARPENTERS		185	32	15%	217
WEST		196	21	10%	217
LAKE PORT SQUARE		200	17	8%	217
BROOKDALE ATRIM WAY		210	6	3%	216
TUSCAN GARDENS OF PALM COAST		210	6	3%	216
TAYLOR CARE CENTER		210	5	2%	215
SEMINOLE TRIBE OF FLORIDA		178	37	17%	215
GATEWAY/ADVENT CENTRA CARE	1	24	190	88%	215
HEALTH FIRST - HOLMES REGIONAL MEDICAL CENTER		32	183	85%	215
BLOCK, NATION, CHASE, AND SMOLEN FAMILY MEDICINE		157	57	27%	214
NADAL PEDIATRICS - VICTORIA STREET (3385)		181	33	15%	214
ALL SEASONS NAPLES LLC		205	9	4%	214
POCONO MEDICAL CENTER		212	1	0%	213
Consulate Healthcare of West Palm Beach		197	16	8%	213
CONSULATE HEALTH CARE OF WINTER HAVEN		209	4	2%	213
San Jose Health & Rehabilitation		207	6	3%	213
LIFE CARE CENTER OF PORT ST. LUCIE		201	12	6%	213
KINDRED HOSPITAL MELBOURNE	1	205	7	3%	213
BARKLEY PLACE	1	206	6	3%	213
MINUTECLINIC DIAGNOSTIC		201	11	5%	212
FULGENT GENETICS	3	166	43	20%	212
GEORGIA DEPARTMENT OF PUBLIC HEALTH	1	5	206	97%	212
ADVENT HEALTH - FOUR CORNERS ER		168	44	21%	212
Bayside Health and Rehabilitation		181	31	15%	212
WOMEN'S CARE FLORIDA LABORATORY	1	205	5	2%	211
PATRIOT MEDICAL LABORATORIES		203	8	4%	211

# COVID-19: testing by laboratory

Data through May 17, 2021 verified as of May 18, 2021 at 09:25 AM

Data in this report are provisional and subject to change.

The numbers in the table below represent the number of Florida and non-Florida residents for whom test results were received by the Department of Health. A person can be tested by more than one laboratory and can have both positive and negative results. **Therefore, the sum of the numbers in each column will be larger than the total number of people tested.**

Reporting lab	Inconclusive	Negative	Positive	Percent positive	Total
JACKSONVILLE NURSING AND REHAB CENTER		203	8	4%	211
GOOD SAMARITAN SOCIETY OF DELAND		199	11	5%	210
TREASURE COAST URGENT & FAMILY CARE		156	54	26%	210
GLENRIDGE ON PALMER RANCH,THE		202	8	4%	210
Lehigh Acres Health and Rehabilitation		198	12	6%	210
Nspire Health Care Kendall		199	10	5%	209
CARE RESOURCE COMMUNITY HEALTH CENTERS INC		196	13	6%	209
NO FLORIDA PEDIATRICS, PA		182	27	13%	209
Whispering Oaks	11	175	23	11%	209
LAB CORP	1	121	87	42%	209
The Palace Nursing and Rehabilitation Center		209			209
MIRACLE HILL NURSING & REHABILITATION CENTER INC		202	6	3%	208
AVANTE AT ORLANDO INC		207	1	0%	208
FLORIDA DEPARTMENT OF HEALTH IN WALTON COUNTY		187	21	10%	208
MINUTECLINIC DIAGNOSTIC OF TEXAS, LLC		190	18	9%	208
AMA MEDICAL GROUP LLC		175	32	15%	207
CARE CENTERS OF NASSAU		202	5	2%	207
HIALEAH SHORES NURSING AND REHAB CENTER		199	8	4%	207
TARPON POINT NURSING AND REHABILITATION CENTER		203	3	1%	206
NEW YORK CITY DEPARTMENT OF HEALTH & MENTAL		171	35	17%	206
SENIOR LIVING VII TAMPA LLC	1	195	9	4%	205
Cross Terrace REhabilitation		203	2	1%	205
PATHGROUP LABS LLC		97	107	52%	204
PALM HARBOR FAMILY PRACTICE & WALK-IN		157	47	23%	204
CVS		50	154	75%	204
PCB CLINIC		159	45	22%	204
BROOKDALE OF SPRING HILL	9	192	2	1%	203
JEFFERSON COUNTY HEALTH DEPARTMENT-MONTICELLO		161	41	20%	202
POLK COUNTY HEALTH DEPARTMENT		178	24	12%	202
Governors Creek Health and Rehabilitation	1	198	2	1%	201
GRACE PEDIATRICS		168	33	16%	201
FAWCETT MEMORIAL HOSPITAL LABORATORY			201	100%	201
MD NOW MEDICAL CENTERS INC		154	47	23%	201
BENTLEY VILLAGE II		191	10	5%	201
NSPIRE HEALTHCARE TAMARAC		161	40	20%	201
VAMC WEST PALM LAB		5	196	98%	201
HERITAGE HEALTHCARE AND REHABILITATION CENTER		196	5	2%	201
VIPEDIATRICS PLLC		184	16	8%	200
ADVENT HEALTH - CARROLLWOOD	4	169	27	14%	200
GABISA MEDICAL LLC		199	1	1%	200
Lakeside Oaks Care Center		195	5	3%	200
AVANTE OF BOCA RATON		198	1	1%	199
SUMMERFIELD EMERGENCY ROOM		151	48	24%	199
UNIVERSITY COMMUNITY HOSPITAL		169	30	15%	199
CANTERFIELD OF OCALA, LLC		186	12	6%	198
DEPARTMENT OF HEALTH & HUMAN SERVICES		198			198
LAUREL POINT CARE ACQUISITION LLC DBA SANDGATE GARDENS REHAB AND NURSI		171	27	14%	198



# COVID-19: testing by laboratory

Data through May 17, 2021 verified as of May 18, 2021 at 09:25 AM

Data in this report are provisional and subject to change.

The numbers in the table below represent the number of Florida and non-Florida residents for whom test results were received by the Department of Health. A person can be tested by more than one laboratory and can have both positive and negative results. **Therefore, the sum of the numbers in each column will be larger than the total number of people tested.**

Reporting lab	Inconclusive	Negative	Positive	Percent positive	Total
SUNY UPSTATE MEDICAL UNIVERSITY		183	15	8%	198
NO FLORIDA PEDIATRICS, PA - BRADFORD		165	32	16%	197
HAWKINS FAMILY MEDICINE LLC	1	141	55	28%	197
NORTH BEACH REHABILITATION CENTER		195	2	1%	197
ABBIEJEAN RUSSELL CARE CENTER		195	1	1%	196
WEST COAST FAMILY MEDICAL CARE		161	35	18%	196
AVANTE AT BOCA RATON		196			196
KINDRED HOSPITAL SOUTH FLORIDA		161	35	18%	196
RIVERWOOD CENTER,THE		186	10	5%	196
BRUCE S WEST MD	1	193	1	1%	195
CHARTER SENIOR LIVING OF PANAMA CITY BEACH		174	21	11%	195
Heritage Park Rehabilitation & Healthcare		177	18	9%	195
ROSECASTLE OF ZEPHRHILLS		192	3	2%	195
FINLAY CLINICAL LABORATORY INC	1	39	155	79%	195
PEDIATRIC ASSOCIATES AT ARGYLE PA		186	9	5%	195
FLORIDA DEPARTMENT OF HEALTH IN ALACHUA COUNTY -		179	16	8%	195
Arbor Springs Health and Rehab		195			195
SARNO EXTENDED HOURS		125	69	36%	194
BEACON AT GULF BREEZE, THE	2	181	11	6%	194
GLADES HEALTH CARE CENTER		190	3	2%	193
EXOSOME DIAGNOSTICS	1	172	20	10%	193
EMBRY RIDDLE AERONAUTICAL UNIVERSITY HEALTH SERVICES		1	192	99%	193
TUSCAN GARDENS OF VENETIA MANAGEMENT COMPANY		179	14	7%	193
FIRST CHOICE PEDIATRICS SEMORAN		98	95	49%	193
AMERICAN FAMILY MEDICAL LLC		150	43	22%	193
MERCY MEDICAL URGENT CARE CENTER INC		134	59	31%	193
Belleair Healthcare Center		186	6	3%	192
BAYCARE HEALTH SYSTEMS	1	6	185	96%	192
CYPRESS POINT LIVING, LLC		177	15	8%	192
QUEENS HOSPITAL CENTER	1	181	10	5%	192
Signature Healthcare of Palm Beach		190	2	1%	192
HEALTH LINK DIAGNOSTIC LABORATORIES		182	9	5%	191
KINDRED HOSPITAL - SOUTH FLORIDA		187	4	2%	191
Emory L Bennett State Veterans Nursing Home		188	3	2%	191
CANTERFIELD OF CLAY COUNTY		151	40	21%	191
SIGNATURE HEALTHCARE OF PORT CHARLOTTE		184	7	4%	191
HEARTLAND HEALTHCARE AND REHAB CENTER		165	25	13%	190
NEO GENOMICS - FORT MYERS	1	183	6	3%	190
RDV SPORTSPLEX PEDIATRICS		159	31	16%	190
PRIMECARE OF DOTHAN		136	54	28%	190
PREMIER COMMUNITY HEALTHCARE GROUP INC		181	8	4%	189
VIERA MANOR ASSISTED LIVING RESIDENCE		182	7	4%	189
The Inn at Sarasota Bay Club		186	3	2%	189
HAZELDEN FLORIDA	1	181	7	4%	189
ARDEN COURTS OF LARGO FL, LLC		167	22	12%	189
PHYSICIANS REGIONAL MEDICAL CENTER - PINE RIDGE		20	169	89%	189
ZON BEACHSIDE LLC		151	37	20%	188

# COVID-19: testing by laboratory

Data through May 17, 2021 verified as of May 18, 2021 at 09:25 AM

Data in this report are provisional and subject to change.

The numbers in the table below represent the number of Florida and non-Florida residents for whom test results were received by the Department of Health. A person can be tested by more than one laboratory and can have both positive and negative results. **Therefore, the sum of the numbers in each column will be larger than the total number of people tested.**

Reporting lab	Inconclusive	Negative	Positive	Percent positive	Total
EAST NEW YORK DIAGNOSTIC AND TREATMENT		179	9	5%	188
PEDIATRICS OF GREATER ORLANDO		160	28	15%	188
KINGS BAY PEDIATRICS LLC		182	6	3%	188
NIGHT LITE PEDIATRICS WINTER GARDEN		144	44	23%	188
OCEAN REEF MEDICAL CENTER		150	38	20%	188
LIFE CARE CENTER OF ALTAMONTE SPRINGS		157	31	16%	188
BENTON HOUSE AT OAKLEAF		158	30	16%	188
CSL PLASMA		31	157	84%	188
ARDEN COURTS OF PALM HARBOR		168	20	11%	188
GULFCOAST PEDIATRICS		176	11	6%	187
US MEDICAL CARE, INC		164	23	12%	187
PLANTATION NURSING & REHAB CENTER		187			187
BIGGERS FAMILY MEDICINE PA	1	171	15	8%	187
BAY EDUCATORS WELLNESS CENTER		128	59	32%	187
GARDENS HEALTH NH LLC		181	6	3%	187
BAPTIST HEALTH PRIMARY CARE	1	135	50	27%	186
ANTHEM LAKES LLC		151	35	19%	186
ADVENTHEALTH MEDICAL GROUP FAMILY MEDICINE AT		139	46	25%	185
ADVENT		172	13	7%	185
PPC-LAB EDI ORCHARD BI		176	9	5%	185
BROOKDALE ORANGE PARK		182	2	1%	184
CENTRAL FLORIDA HEALTHCARE GROUP LLC		151	33	18%	184
ST. JAMES BAY HEALTH AND REHABILITATION CENTER		183	1	1%	184
SOUTH GEORGIA MEDICAL CENTER		128	56	30%	184
ADVENT HEALTH CENTRA CARE - WESLEY CHAPEL		13	170	93%	183
Madison Health and Rehabilitation Center		147	36	20%	183
MAGNOLIA MEDICAL CLINIC		71	111	61%	182
BRIGHTON EGGERT PHARMACY INC		175	7	4%	182
STERLING HOUSE OF PUNTA GORDA		180	1	1%	181
ATMORE COMMUNITY HOSPITAL LABORATORY		151	30	17%	181
MOBILE INFIRMARY MED CENTER PATH LAB		166	15	8%	181
OCALA CBOC		168	12	7%	180
TRADITION MEDICAL CENTER LABORATORY		56	124	69%	180
NORTH FLORIDA INTERNAL MEDICINE PA		145	34	19%	179
REOPEN DIAGNOSTICS LLC (DBA PANDEMIC RESPONSE LAB)	2	177			179
FHMG-FLORIDA HOSPITAL MEDICAL GROUP		153	26	15%	179
QUALITY URGENT CARE AND WELLNESS PL	3	128	47	26%	178
CAYUGA MEDICAL CENTER AT ITHACA		173	5	3%	178
LAKEVIEW TERRACE RETIREMENT COMMUNITY		159	19	11%	178
MID FLORIDA PATHOLOGY LLC MOBILE UNIT #4		125	53	30%	178
ROSECASTLE OF CITRUS		148	30	17%	178
KRYSTAL BAY NURSING AND REHABILITATION		172	6	3%	178
SUWANNEE VALLEY NURSING CENTER		163	14	8%	177
ADVENT HEALTH CENTRA CARE - CARROLLWOOD		5	172	97%	177
HARBOR BEACH NURSING AND REHABILITATION CENTER		147	30	17%	177
ASTON GARDENS AT PELICAN MARSH		169	7	4%	176
LISTENING DOCTOR PLLC, THE		158	18	10%	176

# COVID-19: testing by laboratory

Data through May 17, 2021 verified as of May 18, 2021 at 09:25 AM

Data in this report are provisional and subject to change.

The numbers in the table below represent the number of Florida and non-Florida residents for whom test results were received by the Department of Health. A person can be tested by more than one laboratory and can have both positive and negative results. **Therefore, the sum of the numbers in each column will be larger than the total number of people tested.**

Reporting lab	Inconclusive	Negative	Positive	Percent positive	Total
GENE BY GENE		61	115	65%	176
WILTON MANORS HEALTH & REHABILITATION CENTER		166	9	5%	175
ORLANDO HEALTH EMERGENCY DEPARTMENT		163	12	7%	175
COASTAL INTERNAL MEDICINE		135	40	23%	175
OMNI HEALTHCARE, INC		165	10	6%	175
WOODBIDGE FACILITY INC		169	6	3%	175
Peninsula Care and Rehab		162	12	7%	174
ANCHOR CARE AND REHABILITATION CENTER		173	1	1%	174
TERRACE AT HOBE SOUND, THE	1	158	14	8%	173
CITRUS MEMORIAL HOSPITAL		1	172	99%	173
DOCTOR TODAY TLC LLC		123	49	28%	172
BROOKDALE FORT MYERS THE COLONY		167	5	3%	172
URGENT CARE OF THE PALM BEACHES, NORTH PALM BEACH			172	100%	172
HOSPICE OF THE TREASURE COAST		167	5	3%	172
TGH URGENT CARE - SEMINOLE		17	155	90%	172
ARDEN COURTS OF LELY PALMS		170	2	1%	172
FINNISH AMERICAN REST HOME-ALF		169	2	1%	171
MAINSTREAM DIAGNOSTIC LABORATORY LLC		144	27	16%	171
Winter Park Care and Rehab		170	1	1%	171
SOMERBY LAKE NONA		164	7	4%	171
GRAVITY DIAGNOSTICS		56	114	67%	170
PROMPT CARE OF CENTRAL FLORIDA			170	100%	170
Life Care Center of Orlando		164	6	4%	170
JPR URGENT MEDICAL CARE		165	5	3%	170
WESLEY HAVEN VILLA	1	134	35	21%	170
ADVENT HEALTH CENTRA CARE - TEMPLE TERRACE	1	104	64	38%	169
MINUTECLINIC DIAGNOSTIC OF SOUTH CARO		143	26	15%	169
PANAMA CITY DEVELOPMENTAL CENTER		168			168
Nemours Children's Urgent Care		80	87	52%	167
MEADOWCREST FAMILY PHYSICIANS		98	69	41%	167
CORNERSTONE MEDICAL CARE OF BRANDON PL		137	30	18%	167
OPPENHEIMER PLASTIC SURGERY LLC		162	5	3%	167
OSPREY VILLAGE AT AMELIA ISLAND LTD		157	10	6%	167
ANYLABTEST NOW		158	8	5%	166
REGENCY OAKS HEALTH CENTER		163	2	1%	165
WRIGHTS HEALTH CARE AND REHABILITATION CENTER		135	30	18%	165
THE ARLINGTON OF NAPLES INC.		162	3	2%	165
LONGWOOD CARDIOLOGY			165	100%	165
BROOKDALE BONITA SPRINGS		162	3	2%	165
CITRUS HEALTH AND REHAB		132	33	20%	165
NORTH PORT REHABILITATION AND NURSING CENTER		163	1	1%	164
The Crossroads		163	1	1%	164
COASTAL DETOX		160	3	2%	163
TRI COUNTY NURSING HOME		162	1	1%	163
ALLCARE MEDICAL CENTERS PC		139	24	15%	163
WALTON PLACE		163			163
BRADENTON HEALTH CARE		163			163

# COVID-19: testing by laboratory

Data through May 17, 2021 verified as of May 18, 2021 at 09:25 AM

Data in this report are provisional and subject to change.

The numbers in the table below represent the number of Florida and non-Florida residents for whom test results were received by the Department of Health. A person can be tested by more than one laboratory and can have both positive and negative results. **Therefore, the sum of the numbers in each column will be larger than the total number of people tested.**

Reporting lab	Inconclusive	Negative	Positive	Percent positive	Total
PRECISION GENETICS, INC		157	6	4%	163
LEE MEMORIAL HEALTH SYSTEM HEALTH FAIR		156	6	4%	162
CHERRY OAK PALM BEACH COUNTY		154	8	5%	162
DEERFIELD BEACH REHABILITATION AND NURSING		157	5	3%	162
DESOTO PALMS ALF		155	6	4%	161
AEGIS MEDICAL GROUP		134	27	17%	161
DOCTORS MEMORIAL FAMILY PRACTICE	2	122	37	23%	161
MINUTECLINIC LLC #4987		144	17	11%	161
GREENBRIAR REHABILITATION AND NURSING CENTER	1	159			160
TUSCAN ISLE CHAMPIONSGATE OP CO LLC		158	2	1%	160
F&T MEDICAL RESEARCH, INC		160			160
AMERICAN HOUSE COCONUT POINT		138	22	14%	160
ARCADIA HEALTH AND REHABILITATION CENTER		100	60	38%	160
KEYSTONE REHAB		160			160
POINTE, THE		131	28	18%	159
BROOKDALE PENSACOLA		158	1	1%	159
KEYSTYLE LIVING LLC	1	157	1	1%	159
NORTHEAST FLORIDA STATE HOSP-NURSING		158	1	1%	159
MINUTECLINIC DIAGNOSTIC OF NORTH CAROL		133	25	16%	158
WUESTHOFF REF LABORATORY			158	100%	158
GRAND AVE PHARMACY		112	46	29%	158
PROVIDENCE HOSPITAL LABORATORY		149	9	6%	158
KINDRED HOSPITAL NORTH FLORIDA	3	147	8	5%	158
ALL FLORIDA FAMILY AND SPORTS MEDICINE		134	23	15%	157
WALGREENS 6221		139	18	11%	157
LANDMARK HOSPITAL SOUTHWEST FLORIDA LLC		152	5	3%	157
TIMBERRIDGE NURSING HOME & REHAB		123	34	22%	157
PHYSICIAN PARTNERS PERRY		93	64	41%	157
Englewood Healthcare and Rehab		141	15	10%	156
MD NOW MEDICAL CENTERS, INC.		121	35	22%	156
MEMORY CARE OF NAPLES		155	1	1%	156
CLEARWATER STATMED QUICK QUALITY CLINICS		47	109	70%	156
LONGWOOD HEALTH AND REHABILITATION CENTER		143	12	8%	155
ADVENTHEALTH HOSPICE CARE CENTRAL FLORIDA		150	5	3%	155
CORE BIO LABS		76	79	51%	155
FAMILY EXTENDED CARE OF CENTRAL TAMPA		137	18	12%	155
CRANE CENTER		124	31	20%	155
COCOA BEACH/ADVENT CENTRA		41	114	74%	155
Summit Medical Group		143	12	8%	155
DIAMOND RIDGE		147	8	5%	155
NCRNC INC		140	14	9%	154
PRUITT HEALTH		152	2	1%	154
NAPHCARE, INC.		144	10	6%	154
PALMETTTO FACILITY INC	1	153			154
TGH URGENT CARE - FAST TRACK			154	100%	154
FAWCETT MEMORIAL HOSPITAL-LAB		39	115	75%	154
OHI WEST INC		141	13	8%	154

# COVID-19: testing by laboratory

Data through May 17, 2021 verified as of May 18, 2021 at 09:25 AM

Data in this report are provisional and subject to change.

The numbers in the table below represent the number of Florida and non-Florida residents for whom test results were received by the Department of Health. A person can be tested by more than one laboratory and can have both positive and negative results. **Therefore, the sum of the numbers in each column will be larger than the total number of people tested.**

Reporting lab	Inconclusive	Negative	Positive	Percent positive	Total
WINDSOR OF LAKEWOOD RANCH,THE		151	3	2%	154
LABORATORY OF FLORIDA		97	56	37%	153
CLINICA HISPANA		1	152	99%	153
PACIFICA SUNRISE□		145	8	5%	153
SUNNY HILLS ALF OF SEBRING INC		140	13	8%	153
WILLOW BROOKE COURT AT AZALEA TRACE		149	3	2%	152
NAVARRE GARDENS LLC		127	25	16%	152
Centre Pointe Health and Rehabilitation Center		141	11	7%	152
GATEWAY CARE CENTER		150	2	1%	152
The Crossings		149	2	1%	151
PALM BEACH COUNTY HEALTH DEPT LAB	4	140	7	5%	151
WALGREENS CO		133	18	12%	151
MACKOUL PEDIATRICS FORT MYERS		130	21	14%	151
REHAB AND HEALTHCARE CENTER OF CAPE CORAL		151			151
REFUAH HEALTH CENTER LABORATORY		143	8	5%	151
ORANGE COUNTY CORRECTIONS HEALTH SERVICES		121	30	20%	151
CROSSWINDS HEALTH AND REHABILITATION CENTER	1	148	2	1%	151
SONATA COCONUT CREEK	2	125	23	15%	150
GOLD CHOICE SENIOR COMMUNITIES		109	41	27%	150
MED COMP SCIENCES		3	146	98%	149
GRAND VILLA OF ORMOND BEACH		143	6	4%	149
VILLAGE ON THE ISLE□		143	6	4%	149
OAKHURST CENTER		142	7	5%	149
GRAND VILLA OF DELAND		140	9	6%	149
DAYSRING VILLAGE		127	22	15%	149
SANIBEL INTERNAL MEDICINE, LLC		143	6	4%	149
PRECISION HEALTH RESOURCES, LLC	1	133	15	10%	149
East Bay Rehabilitation Center		113	35	24%	148
MILLENNIUM LAB SERVICES			148	100%	148
LIFE CARE CENTER OF JACKSONVILLE□		127	21	14%	148
SEAGRASS VILLAGE FLEMING ISLAND		111	37	25%	148
TURNING POINT OF TAMPA		140	8	5%	148
ALLIANCE PEDIATRICS		116	32	22%	148
PROVISTA DIAGNOSTICS, INC		145	3	2%	148
DIAGNOSTIC LABORATORY OF OKLAHOMA		121	26	18%	147
SUMMIT MEDICAL GROUP PA		134	13	9%	147
ROHR HOME		141	6	4%	147
AESTHETIC SURGERY CENTER OF WINTER PARK, THE	3	139	5	3%	147
Alhambra Health and Rehabilitation		146	1	1%	147
FG RAPID		140	7	5%	147
WEDGEWOOD HEALTHCARE CENTER		94	52	36%	146
BIODESIX, INC.		114	32	22%	146
MV MEDICAL PRACTICE DBA PRIMARY URGENT CARE		139	7	5%	146
RESEARCH CENTERS OF AMERICA, LLC		119	27	18%	146
BOSTON RED SOX CLUB LP		144	2	1%	146
QUALITY URGENT CARE AND WELLNESS		101	45	31%	146
Quail Run Health Care Center		146			146

# COVID-19: testing by laboratory

Data through May 17, 2021 verified as of May 18, 2021 at 09:25 AM

Data in this report are provisional and subject to change.

The numbers in the table below represent the number of Florida and non-Florida residents for whom test results were received by the Department of Health. A person can be tested by more than one laboratory and can have both positive and negative results. **Therefore, the sum of the numbers in each column will be larger than the total number of people tested.**

Reporting lab	Inconclusive	Negative	Positive	Percent positive	Total
WILLOWBROOKE COURT AT ST ANDREWS ESTATES		141	5	3%	146
BLOCK NATION CHASE		118	27	19%	145
SEVEN HILLS HEALTH AND REHABILITATION CENTER		129	16	11%	145
REGENCY CARE OF BLOUNTSTOWN LLC		135	10	7%	145
BROOKDALE CAPE CORAL		145			145
ADVENTHEALTH CENTRA CARE PONCIANA	1	81	63	43%	145
TREASURE COAST FORENSIC TREATMENT CTR		124	21	14%	145
KINDRED HOSPITAL-BAY AREA-ST PETERSBURG LAB	1	138	6	4%	145
DAYSRING SENIOR LIVING LLC		143	2	1%	145
A2Z DIAGNOSTICS		143	1	1%	144
SMILEY MEDICAL GROUP		108	35	24%	143
JEFFERY WEINZWEIG		2	141	99%	143
OAKS OF KISSIMMEE HEALTH AND REHABILITATION CENTER		140	3	2%	143
BAY REGIONAL URGENT CARE	1	98	44	31%	143
ARLINGTON OF NAPLES INC, THE		143			143
TALLAHASSEE VA OPC		134	9	6%	143
DB MD		126	16	11%	142
GRAND VILLA OF LAKELAND		136	6	4%	142
MANOR CARE OF PALM HARBOR		139	3	2%	142
SURFSIDE URGENT CARE		114	27	19%	141
DIATHERIX LABORATORIES		78	63	45%	141
AVOW HOSPICE INC		140	1	1%	141
PORT ST LUCIE REHABILITATION AND HEALTHCARE		98	43	30%	141
WELLNOW URGENT CARE PC		139	2	1%	141
ORANGE PARK PEDIATRICS		127	14	10%	141
UNITED CLINICAL LABORATORIES		132	9	6%	141
NOVARI CARE LLC		97	44	31%	141
JOHN KNOX VILLAGE OF CENTRAL FLORIDA		136	5	4%	141
MICRO PATH LABORATORIES INC		138	3	2%	141
LabCorp L#09258090 M#09258105		74	67	48%	141
ECOLAB GROUP		104	36	26%	140
DOCTOR'S IN HOUSE LABORATORY		18	122	87%	140
CARENOW URGENT CARE - LAKE MARY			140	100%	140
THREE OAKS PHARMACY INC		125	15	11%	140
PANCARE HEALTH GULF COUNTY		109	31	22%	140
GRAND OAKS HEALTH & REHABILITATION		138	1	1%	139
LABCORP RTP		55	84	60%	139
Gulf Coast Healthcare (Longwood Health and Rehab		118	21	15%	139
GIBBENS FAMILY MEDICAL, LLC		118	21	15%	139
HIGHLANDS MEDICAL CENTER		136	3	2%	139
SONNIS PEDIATRICS PA		121	18	13%	139
EMERALD COAST BEHAVIORAL HOSPITAL		132	7	5%	139
UNIVERSTIY CENTER MEDICAL LLC DBA	1	132	6	4%	139
VITAS HEALTHCARE CORPORATION OF FLORIDA		135	4	3%	139
AHEC CLINIC		8	130	94%	138
CLARE BRIDGE OF CAPE CORAL	1	137			138
ADVENT HEALTH CENTRA CARE - DELAND		28	110	80%	138

# COVID-19: testing by laboratory

Data through May 17, 2021 verified as of May 18, 2021 at 09:25 AM

Data in this report are provisional and subject to change.

The numbers in the table below represent the number of Florida and non-Florida residents for whom test results were received by the Department of Health. A person can be tested by more than one laboratory and can have both positive and negative results. **Therefore, the sum of the numbers in each column will be larger than the total number of people tested.**

Reporting lab	Inconclusive	Negative	Positive	Percent positive	Total
MANOR AT BLUEWATER BAY		131	7	5%	138
ADVENT HEALTH CENTRA CARE - CITRUS PARK		9	129	93%	138
Lakeside Nursing and Rehabilitation Center	1	112	25	18%	138
AMERICAN PATHOLOGY PARTNERS		136	2	1%	138
ST PETERSBURG PEDIATRICS-MLK JUNIOR BLVD		128	10	7%	138
ARDEN COURTS OF WEST PALM BEACH		132	5	4%	137
VITAS HEALTHCARE		123	14	10%	137
SPRING HAVEN RETIREMENT	1	133	3	2%	137
HARBORCHASE OF VERO BEACH	1	117	19	14%	137
TGH URGENT CARE - TYRONE		9	128	93%	137
STEWART MEDICAL GROUP		34	102	75%	136
SONATA DELRAY BEACH		125	11	8%	136
ARIZONA DEPARTMENT OF HEALTH SERVICES		5	131	96%	136
ADVENT HEALTH CENTRA CARE - ORANGE CITY	1	53	82	60%	136
PM PEDIATRICS		116	20	15%	136
PEDIATRIC SERVICES AND BREATHING CENTER PA		107	29	21%	136
L&S SENIOR CARE DBA ARCADIA OAKS	4	131	1	1%	136
SUNRISE SENIOR LIVING OF JACKSONVILLE		120	16	12%	136
MINUTECLINIC DIAGNOSTIC OF NORTH CARO		120	15	11%	135
PEDIATRIC CARE CENTER		135			135
SONATA WEST		133	2	1%	135
PRIME HEALTH OF NORTH PORT LLC		113	22	16%	135
ENCOMPASS HEALTH REHABILITATION HOSPITAL		134	1	1%	135
OAKS OF CLEARWATER, THE		132	3	2%	135
IRL MARKET LAB ALACHUA		104	31	23%	135
MAIN STREET MEDICAL CENTER OF CRESTVIEW PA		109	26	19%	135
SOUTH LAKE PEDIATRICS		116	18	13%	134
SANDALWOOD NURSING CENTER		127	7	5%	134
SUNY UPSTATE OVERFLOW LABORATORY		134			134
SOUTH CAMPUS FACILITY INC		122	12	9%	134
ADVANCED MEDICAL CENTER		86	48	36%	134
DOCTORS CENTER PA,THE		115	18	14%	133
HEARTLAND PHARMACY LAKE PLACID, INC		100	33	25%	133
PUTNAM COUNTY SHERIFFS OFFICE		123	10	8%	133
TREASURE COAST PEDIATRICS PA		125	8	6%	133
HOSPICE OF MARTIN & ST LUCIE, INC		129	3	2%	132
AMERICAN HOUSE-BONITA SPRINGS		131	1	1%	132
THE REHABILITATION CENTER OF LAKE CITY		127	5	4%	132
CENTRACARE		18	114	86%	132
ALTERNATIVE LIVING, INC DBA TWIN CITIES PAVILION		129	3	2%	132
LAKELAND REGIONAL HEALTH LAKE MIRIAM	3	87	42	32%	132
SEMINOLE SPORTS AND FAMILY MEDICINE		116	16	12%	132
VITAS HEALTHCARE CORP OF FLORIDA		131	1	1%	132
SOLARIS SENIOR LIVING OF MERRITT ISLAND		127	5	4%	132
MORTON PLANT HOSPITAL NURSING		2	130	98%	132
FOUNTAINS OF HOPE LLC, THE		130	1	1%	131
ARBOR TERRACE SAN JOSE LLC	3	126	2	2%	131

# COVID-19: testing by laboratory

Data through May 17, 2021 verified as of May 18, 2021 at 09:25 AM

Data in this report are provisional and subject to change.

The numbers in the table below represent the number of Florida and non-Florida residents for whom test results were received by the Department of Health. A person can be tested by more than one laboratory and can have both positive and negative results. **Therefore, the sum of the numbers in each column will be larger than the total number of people tested.**

Reporting lab	Inconclusive	Negative	Positive	Percent positive	Total
MINUTECLINIC DIAGNOSTIC OF OHIO LLC		109	22	17%	131
INTEGRATED REGIONAL LABORATORIES		119	12	9%	131
THE WELLNESS CENTER AT LAKEWOOD RANCH		43	88	67%	131
COQUINA CENTER		126	5	4%	131
ENCOMPASS HEALTH REHABILITATION HOSPITAL OF SARASOTA		130	1	1%	131
PANAMA PHARMACY	3	109	18	14%	130
THE CLUB AND REHABILITATION CENTER		129	1	1%	130
MEYER PEDIATRICS		114	16	12%	130
LATE HOURS URGENT CARE		66	64	49%	130
EC OPCO CARROLLWOOD LLC		123	7	5%	130
CHARLES CROFT MD	1	127	2	2%	130
VIERA HOSPITAL			130	100%	130
MOOSEHAVEN LIFE CARE CENTER		130			130
TRI-COUNTY NURSING HOME		117	12	9%	129
QUICK CARE MED PL CR		80	49	38%	129
ENCOMPASS HEALTH REHABILITATION HOSPITAL OF LARGO		126	3	2%	129
LIFESTREAM BEHAVIORIAL CENTER		104	25	19%	129
ST JOSEPHS HOSPITAL SOUTH HOSPITAL		1	128	99%	129
BMHSI-AEL MICROBIOLOGY LABORATORY	2	102	25	19%	129
Cross Landings Health and Rehabilitation		119	9	7%	128
IQBAL A FARUQUI MD		93	35	27%	128
WESTCHESTER MEDICAL CENTER	1	120	6	5%	127
ADVENTHEALTH MEDICAL GROUP PRIMARY CARE		116	11	9%	127
FLORIDA DEPARTMENT OF HEALTH IN LAKE COUNTY	1	79	47	37%	127
TIFFANY HALL NURSING AND REHAB CENTER		118	9	7%	127
GESSLER CLINIC PA		98	29	23%	127
HILLSBOROUGH COUNTY DEVELOPMENTAL CTR	1	117	9	7%	127
SHOAL CREEK REHABILITATION CENTER		85	42	33%	127
THE COURTYARD ASSISTED LIVING		123	4	3%	127
MONTEFIORE MEDICAL CENTER LABORATORIES - MOSES		116	10	8%	126
GUIDEWELL EMERGENCY MEDICINE DOCTORS LLC		84	42	33%	126
Golfview Healthcare Center		120	6	5%	126
PALM BAY HOSPITAL			126	100%	126
WINDERMERE MEDICAL CENTER		120	6	5%	126
NORTHWESTERN UNIVERSITY CORP		125	1	1%	126
FHMG- FLORIDA HOSPITAL MEDICAL GROUP		112	14	11%	126
PALMS EDGE	1	116	8	6%	125
ADVANCED EMURGENT CARE		28	97	78%	125
TROPICANA MANUFACTURING COMPANY INC		118	7	6%	125
BROOKDALE PALM COAST		125			125
SMS DO PA		106	19	15%	125
Mt Sinai Aventura			125	100%	125
FLORIDA ATLANTIC UNIVERSITY		116	8	6%	124
FHMG LAKE MARY PEDS		108	16	13%	124
ADVENT HEALTH CENTRA CARE - BRANDON		31	93	75%	124
NORTH FL SOUTH GA HCS-MALCOM RANDALL VAMC			124	100%	124
ARDEN COURTS OF SARASOTA		106	18	15%	124



# COVID-19: testing by laboratory

Data through May 17, 2021 verified as of May 18, 2021 at 09:25 AM

Data in this report are provisional and subject to change.

The numbers in the table below represent the number of Florida and non-Florida residents for whom test results were received by the Department of Health. A person can be tested by more than one laboratory and can have both positive and negative results. **Therefore, the sum of the numbers in each column will be larger than the total number of people tested.**

Reporting lab	Inconclusive	Negative	Positive	Percent positive	Total
ISLAND URGENT CARE PLLC DBA AFC URGENT CARE		123	1	1%	124
MINUTECLINIC DIAGNOSTIC OF RHODE ISLAND, LLC #729		120	4	3%	124
ARBOR GLEN AT ARBOR TRACE	2	113	9	7%	124
COLONY CARE CENTER		106	17	14%	123
GENEDX		48	75	61%	123
PICH KTM CORP DBA MEDTOWN PHARMACY		106	17	14%	123
PATRICK AIR FORCE BASE		10	113	92%	123
TREASURE COAST PRIMARY CARE		100	23	19%	123
CITRUS MEMORIAL HEALTH SYSTEM LAB		2	121	98%	123
PSL NAPLES BH OPERATIONS, LLC		123			123
HOSPICE OF THE EMERALD COAST INC - PANAMA CITY	2	113	7	6%	122
PARKVIEW HEALTH		121	1	1%	122
LENOX HILL HOSPITAL		113	9	7%	122
ADVENT HEALTH - CENTRAL PASCO ER		106	16	13%	122
PHYSICIANS REGIONAL CLINIC		92	30	25%	122
ALL CARE URGENT CARE			122	100%	122
CHILDRENS CLINIC		68	54	44%	122
URGENT CARE TCMA			121	100%	121
Sandy Ridge Center for Rehabilitation and Healing		100	21	17%	121
CALADIUM PEDIATRICS		105	16	13%	121
BLISS HEALTHCARE SERVICES	1	95	25	21%	121
BROOKDALE JENSEN BEACH		118	3	2%	121
Crystal Health & Rehab Center		115	6	5%	121
PINELLAS COUNTY JAIL			121	100%	121
Hialeah Nursing And Rehabilitation Center		115	6	5%	121
CAN COMMUNITY HEALTH		118	2	2%	120
MY CLINICAL LAB INC		17	103	86%	120
HOBDAIRI FAMILY HEALTH LLC		83	37	31%	120
RARITAN BAY PERTH AMBOY		111	9	8%	120
SHERMAN-ABRAMS LABORATORY INC		112	8	7%	120
UNIVERSITY HEALTH SYSTEM INC		109	11	9%	120
J FRANK AVEY MD		93	27	23%	120
FLAGLER COLLEGE HEALTH SERVICES		86	34	28%	120
ARBOR TERRACE ORTEGA LLC	2	116	2	2%	120
VILLAS OF HOLLY BROOK - BRADENTON 14TH		117	2	2%	119
DELAND WELLNESS CENTER			119	100%	119
RDX BIOSCIENCE		60	59	50%	119
BROOKDALE CANOPY OAKS		87	32	27%	119
MED ONE AT SAINT AUGUSTINE		87	32	27%	119
Consulate Health Care of Port Charlotte		117	2	2%	119
COASTAL HEALTH AND REHAB		110	9	8%	119
BROWARD HEALTH CORAL SPRINGS EPIDEMIOLOGY DEPT		1	118	99%	119
MATHISON RETIREMENT COMMUNITY		114	5	4%	119
TOTAL CARE PLUS LLC			119	100%	119
GRAND OAKS OF JENSEN BEACH LLC		113	5	4%	118
A PLUS FAMILY URGENT CARE		94	24	20%	118
TUSCAN ISLE OPERATING COMPANY LLC DBA		114	4	3%	118

# COVID-19: testing by laboratory

Data through May 17, 2021 verified as of May 18, 2021 at 09:25 AM

Data in this report are provisional and subject to change.

The numbers in the table below represent the number of Florida and non-Florida residents for whom test results were received by the Department of Health. A person can be tested by more than one laboratory and can have both positive and negative results. **Therefore, the sum of the numbers in each column will be larger than the total number of people tested.**

Reporting lab	Inconclusive	Negative	Positive	Percent positive	Total
ISLAND DOCTORS		23	95	81%	118
SH HERON EAST LLC		103	15	13%	118
SOUTH BALDWIN MEDICAL CENTER GULF SHORES		95	23	19%	118
NEIGHBORHOOD MEDICAL CENTER		112	5	4%	117
MULBERRY CARE CENTER		104	13	11%	117
NORTH SHORE MEDICAL LABS	1	109	7	6%	117
BROOKDALE COLONIAL PARK	2	114	1	1%	117
CAREATC		30	87	74%	117
MINUTECLINIC DIAGNOSTIC OF SOUTH CAROLINA, LLC		97	20	17%	117
SIMEDHEALTH LLC		102	15	13%	117
BAY PINES MEDICAL ASSOCIATES		1	116	99%	117
MD 365 MEDICAL CARE		116	1	1%	117
CARE CENTERS OF NASSAU, LLC - HENDRICKS RD		115	1	1%	116
OZ		116			116
CSL PLASMA INC		11	105	91%	116
WESTWOOD NURSING & REHAB		82	34	29%	116
LEE COUNTY SCHOOL DISTRICT	1	108	7	6%	116
BELVEDERE COMMONS OF FORT WALTON BEACH		106	10	9%	116
CONSULATE HEALTH CARE OF SARASOTA	1	115			116
WINDSOR WOODS REHAB & HEALTHCARE CTR		109	6	5%	115
VILLAGES VA CBOC	2	106	7	6%	115
TREASURE COAST MEDICAL ASSOCIATES		4	111	97%	115
LPG PRIMARY CARE AT SURFSIDE		101	14	12%	115
Courtyards of Orlando Care Center		102	13	11%	115
UNIVERSITY MEDICAL CENTER SUITES		101	14	12%	115
CABANA AT JENSEN DUNES, THE		111	4	3%	115
THE POINTE AT CEDAR PARK		114	1	1%	115
IXI WELLNESS DALLAS, LLC		115			115
SUNFLOWER SPRINGS ASSISTED LIVING		105	10	9%	115
G & R HEALTH MART PHARMACY		94	20	18%	114
ELAN BUENA VISTA		97	17	15%	114
CAREMOUNT MEDICAL - PATHOLOGY		109	4	4%	113
ASHRAF MEDICAL GROUP PLLC DBA PULSE MD		110	3	3%	113
CLEVELAND CLINIC FOUNDATION		12	101	89%	113
GRACE MEDICAL HOME		93	19	17%	112
CVS NY4098030POCT NEW YORK		111	1	1%	112
VRL EUROFINIS - HAWAII		112			112
ALLIED HEALTH FORT PIERCE		112			112
AU HEALTH		96	16	14%	112
ALL MY KIDS PEDIATRICS INC		78	33	30%	111
HARBORCHASE OF NAPLES		97	14	13%	111
MG PORT CHARLOTTE II SUBTENANT LLC		99	12	11%	111
EXPRESS DOCS LLC		11	100	90%	111
Ocala Oaks Rehabilitation Center		104	6	5%	110
LAKE HOUSE ASSISTED LIVING		93	17	15%	110
WHITE PLAINS HOSPITAL CENTER LAB		106	4	4%	110
INFINITY BIOLOGIX LLC OAKDALE		104	6	5%	110

# COVID-19: testing by laboratory

Data through May 17, 2021 verified as of May 18, 2021 at 09:25 AM

Data in this report are provisional and subject to change.

The numbers in the table below represent the number of Florida and non-Florida residents for whom test results were received by the Department of Health. A person can be tested by more than one laboratory and can have both positive and negative results. **Therefore, the sum of the numbers in each column will be larger than the total number of people tested.**

Reporting lab	Inconclusive	Negative	Positive	Percent positive	Total
BAPTIST MEDICAL CENTER SOUTH		88	22	20%	110
BRANDYWYNE HEALTH CARE CENTER		107	2	2%	109
LECONTE MEDICAL CENTER LAB		89	20	18%	109
KALEIDA HEALTH CENTER FOR LABORATORY		103	6	6%	109
Riviera Health Resort		108	1	1%	109
AFTER HOURS PEDIATRICS			109	100%	109
MEDEXPRESS - BLOOMIN BRANDS		88	21	19%	109
WE SCREEN LLC		102	6	6%	108
North Lake Care Center		107	1	1%	108
EVANS HEALTH CARE		106	2	2%	108
NAVY HOSPITAL			108	100%	108
Salerno Bay Health & Rehabilitation Center		97	10	9%	107
WORLD OF PEDIATRICS LLC		99	8	7%	107
MENORAH HOUSE		106	1	1%	107
ORLANDO LUTHERAN TOWERS ASSISTED LIVING		107			107
BAY VIEW HEALTHCARE		85	22	21%	107
SUNSHINE GARDENS		105	1	1%	106
325TH MEDICAL GROUP		87	19	18%	106
NORTH FLORIDA EVALUATION AND TREATMENT CENTER	2	99	5	5%	106
VANDERBILT UNIVERSITY MEDICAL CENTER		97	9	8%	106
MAJESTIC OAKS		103	3	3%	106
ELMCROFT OF BELLA VITA		98	8	8%	106
HEART OF FLORIDA REGIONAL MED CTR		35	71	67%	106
MIAMI BEACH COMMUNITY HEALTH CENTER		2	104	98%	106
ST PETERSBURG PEDIATRICS-SEMINOLE		92	13	12%	105
MEDICAL CONSULTANTS OF FLORIDA DBA	1	90	14	13%	105
Gulfport Rehabilitation Center		102	3	3%	105
ST MARK ASSISTED LIVING CENTER	1	92	12	11%	105
PORT CHARLOTTE REHABILITATION CENTER		90	15	14%	105
COASTAL LABORATORIES OF FLORIDA		92	13	12%	105
CATHOLIC HEALTH SERVICES REGIONAL LAB		97	8	8%	105
GRANDE, THE	2	98	4	4%	104
PREDICTIVE LABORATORIES, INC	1	90	13	13%	104
VISTA MANOR		92	12	12%	104
NORTH CENTRAL BRONX HOSPITAL		99	5	5%	104
PEDIATRIC CARE CENTER- JACKSONVILLE BEACH		75	29	28%	104
EAST RIDGE RETIREMENT VILLAGE INC		104			104
DOUGLAS T JACOBSON STATE VETERANS HOME		104			104
PUBLIC SQUARE PHARMACY LLC		81	22	21%	103
STONY BROOK UNIVERSITY MEDICAL CENTER		89	14	14%	103
FLORIDA MEDICAL CLINIC - MULTI SPECIALTY CAMPUS		53	50	49%	103
SANTA BARBARA CARE CENTER		78	24	24%	102
BROOKDALE VERO BEACH SOUTH AL		101	1	1%	102
CENTRAL FLORIDA HEALTH CARE		47	55	54%	102
HENNEPIN HEALTHCARE LABORATORY		102			102
PruittHealth Fleming Island		87	15	15%	102
PRIMECARE AT TWIN LAKES		3	99	97%	102

# COVID-19: testing by laboratory

Data through May 17, 2021 verified as of May 18, 2021 at 09:25 AM

Data in this report are provisional and subject to change.

The numbers in the table below represent the number of Florida and non-Florida residents for whom test results were received by the Department of Health. A person can be tested by more than one laboratory and can have both positive and negative results. **Therefore, the sum of the numbers in each column will be larger than the total number of people tested.**

Reporting lab	Inconclusive	Negative	Positive	Percent positive	Total
CCS - BROWARD COUNTY JAIL		94	7	7%	101
WINDSOR OAKS		100	1	1%	101
PENNSYLVANIA DEPT OF HEALTH		21	80	79%	101
CRESTVIEW URGENT CARE	1	22	78	77%	101
PANIRA HEALTHCARE CLINIC		2	99	98%	101
MACADAMS HOME HEALTH AGENCY		100	1	1%	101
LAFAYETTE NURSING AND REHABILITATION CENTER		99	2	2%	101
HAWTHORN HOUSE☐		87	14	14%	101
EMERALD COAST CENTER		97	4	4%	101
1ST PRIORITY LAB SERVICES		83	17	17%	100
GLOBAL CENTRAL LABS AT PPD	2	88	10	10%	100
JOHN KNOX VILLAGE OF FLORIDA ALF	1	95	4	4%	100
GEORGE E WEEMS MEMORIAL HOSPITAL LAB		83	17	17%	100
GOOD HEARTS COVID TESTING		57	43	43%	100
GRAND VILLA OF LARGO		90	9	9%	99
HUNTSVILLE HOSPITAL LABORATORY		71	28	28%	99
DAVENPORT PEDIATRICS CLERMONT PA		89	10	10%	99
TGH URGENT CARE POWERED BY FAST TRACK			99	100%	99
DEVANSH LAB WERKS INC		79	20	20%	99
Consulate Health Care of Jacksonville		85	14	14%	99
ARBOR TRAIL		78	20	20%	98
FLORIDA COMMUNITY HEALTH CENTERS INC			98	100%	98
SEMINOLE COUNTY HEALTH DEPARTMENT		79	19	19%	98
PLAZA OF HALLANDALE BEACH		98			98
URINEGOODHANDS LLC		96	2	2%	98
KORGENE LAB	1	28	69	70%	98
LANDMARK, THE		48	50	51%	98
GARDENS AT TERRACINA HEALTH & REHABILITATION		97	1	1%	98
MIRIMUS CLINICAL LABS	2	42	54	55%	98
VALLEY MEDICAL CENTER		91	7	7%	98
SKIPPACK MEDICAL LAB		82	15	15%	97
KINDRED AT HOME		88	9	9%	97
MINNESOTA TWINS		92	5	5%	97
SIGNATURE HEALTHCARE OF MIDDLEBURG		95	2	2%	97
RIDGEWOOD DIAGNOSTIC LABORATORY		92	5	5%	97
HEALTH CENTERS AT BRENTWOOD		96	1	1%	97
HURLBURT FIELD CLINIC		39	58	60%	97
SUPERIOR RESIDENCES OF LECANTO		82	15	15%	97
JOHN D ARCHBOLD MEMORIAL HOSPITAL		94	3	3%	97
LABCORP		30	67	69%	97
AESTHETIC ENHANCEMENTS		97			97
INSTITUTE OF PATHOLOGY KINGS COUNTY		93	3	3%	96
BREVARD HEALTH ALLIANCE INC		93	3	3%	96
BAYSHORE MEMORY CARE☐		96			96
ERIE COUNTY MEDICAL CTR CLINICAL LABS		92	4	4%	96
PEDIATRIC ASSOCIATES ORLANDO		82	14	15%	96
ADVENT HEALTH CENTRA CARE - WATERMAN		79	17	18%	96

# COVID-19: testing by laboratory

Data through May 17, 2021 verified as of May 18, 2021 at 09:25 AM

Data in this report are provisional and subject to change.

The numbers in the table below represent the number of Florida and non-Florida residents for whom test results were received by the Department of Health. A person can be tested by more than one laboratory and can have both positive and negative results. **Therefore, the sum of the numbers in each column will be larger than the total number of people tested.**

Reporting lab	Inconclusive	Negative	Positive	Percent positive	Total
LABFIRST - DEPARTMENT OF PATHOLOGY		92	4	4%	96
AVANTE OF MOUNT DORA INC		96			96
GOLFCREST HEALTHCARE CENTER		96			96
CATHOLIC HEALTH SYSTEM DEPT LABORATORY		92	4	4%	96
QPS, LLC		93	3	3%	96
BARRY UNIVERSITY STUDENT HEALTH SERVICES		52	44	46%	96
MARKET STREET VIERA		95	1	1%	96
EAST ALABAMA MEDICAL CENTER LABORATORY		84	12	13%	96
ADVENT HEALTH CENTRA CARE - EAST ORLANDO		65	30	32%	95
HEARTLAND PEDIATRIC ASSOCIATES		80	15	16%	95
CROSS CITY REHABILITATION AND HEALTH CARE CENTER		72	23	24%	95
ROSECASTLE AT DELANEY CREEK		94	1	1%	95
MEDRITE URGENT CARE		81	14	15%	95
BRIDGEVIEW CENTER LLC		81	14	15%	95
THE TERRACE OF KISSIMMEE		80	15	16%	95
A COUNTRY PLACE ASSISTED LIVING FACILITY		92	2	2%	94
DIAGNOSTIC SOLUTIONS		3	91	97%	94
Baldwin Pediatrics		83	11	12%	94
Conway Lakes Health and Rehabilitation Center		93	1	1%	94
Summit Medical Group, Pa Dba Citymd		87	7	7%	94
NEW SMYRNA BEACH URGENT CARE			94	100%	94
FLORIDA PEDIATRIC GROUP		31	63	67%	94
CVS MINUTE CLINIC		3	90	97%	93
PRESERVE AT PALM AIRE	3	90			93
PROMEDICA SENIOR LIVING		86	6	7%	92
JESSIE TRICE COMMUNITY HEALTH SYSTEM, INC		75	17	18%	92
MAGNOLIA DIAGNOSTIC		2	90	98%	92
CENTURY CENTER FOR REHABILITATION & HEALING		74	18	20%	92
CONCENTRA - FT LAUDERDALE - COMMERCIAL BLVD		90	2	2%	92
SUWANNEE COUNTY SHERIFF OFFICE		89	3	3%	92
BISHOP GRADY VILLAS		90	2	2%	92
PLYMOUTH HOME FOR ADULTS, INC.	8	83	1	1%	92
JENNIFER J CHIAVETTA-GRLSANTI DC		75	17	18%	92
LAKE GIBSON VILLAGE, LLC		89	3	3%	92
DAVITA LABORATORY		69	23	25%	92
PARK OF THE PALMS INC		90	1	1%	91
STUART REHABILITATION AND HEALTHCARE		75	16	18%	91
DEBARY HEALTH AND REHABILITATION CENTER		88	3	3%	91
LAKELAND REGIONAL HEALTH GATEWAY CENTER		65	26	29%	91
SONORAN DESERT PATHOLOGY ASSOCIATES		3	88	97%	91
AVERO DIAGNOSTICS		67	24	26%	91
COOPER FAMILY MEDICAL PLLC		71	20	22%	91
HERON CLUB AT PRESTANCIA		89	2	2%	91
NAPHCARE INC		85	6	7%	91
ORLANDO COVID TEST , LLC		83	8	9%	91
MD 365 MEDICAL CARE PLLC		91			91
CAMPBELL URGENT CARE		15	76	84%	91

# COVID-19: testing by laboratory

Data through May 17, 2021 verified as of May 18, 2021 at 09:25 AM

Data in this report are provisional and subject to change.

The numbers in the table below represent the number of Florida and non-Florida residents for whom test results were received by the Department of Health. A person can be tested by more than one laboratory and can have both positive and negative results. **Therefore, the sum of the numbers in each column will be larger than the total number of people tested.**

Reporting lab	Inconclusive	Negative	Positive	Percent positive	Total
MISIR DRUGS LLC		72	19	21%	91
BAHIA OAKS LODGE		85	6	7%	91
SUN CLINICAL LABORATORIES		90	1	1%	91
JERICO URGENT CARE		86	4	4%	90
Lanier Rehab		64	26	29%	90
TAMPA BAY CONCIERGE DOCTOR, LLC		86	4	4%	90
ST VINCENT'S BIRMINGHAM		83	7	8%	90
AR ANESTHESIA LLC		88	2	2%	90
KEYS MEDICAL GROUP			90	100%	90
MANATEE COUNTY JAIL		89	1	1%	90
Winter Garden Rehab and Nursing Facility		79	11	12%	90
HUNTINGTON HOSPITAL LABORATORY		86	3	3%	89
FLORIDA MEDICAL CLINIC PA		61	28	31%	89
STUART LODGE LIVING LLC		66	23	26%	89
NORTH FLORIDA SPINE AND WELLNESS		69	20	22%	89
EMERGENCY PHYSICIANS MEDICAL CENTER LLC		65	24	27%	89
ALCALA TESTING & ANALYSIS SERVICES		84	5	6%	89
MIAMI SHORES NURSING & REHAB		89			89
LAKE SHERIFF		69	20	22%	89
ACE BIOMEDICAL LABS LLC		74	15	17%	89
PANCARE HEALTH - FREEPORT CLINIC SUITE B		80	9	10%	89
WALGREENS 2941		85	4	4%	89
EVENTEST, LLC		87	2	2%	89
ATRIUM AT LIBERTY PARK		85	4	4%	89
FREEDOM INN AT TARPON SPRINGS		82	7	8%	89
PEDIATRIC SERVICES OF AMERICA INC		84	5	6%	89
MEDICAL PAVILION CLINIC		66	23	26%	89
PERSONAL PEDIATRICS		78	11	12%	89
ST VINCENTS PRIMARY CARE		81	8	9%	89
ORTHOPAEDIC SURGERY CENTER		88			88
HOLMES COUNTY HEALTH DEPARTMENT	1	74	13	15%	88
PRODUCTION HEALTH SAFETY MANAGEMENT		86	2	2%	88
LEVY COUNTY DEPARTMENT OF HEALTH		63	25	28%	88
BAYLOR GENETICS		75	13	15%	88
PREMIUM HEALTH SERVICES OF TAMPA BAY LLC		56	32	36%	88
GOVERNOR'S CREEK HEALTH & REHABILITATION		87	1	1%	88
CHAMBREL AT ISLAND LAKE		84	4	5%	88
ATLAN		78	9	10%	87
URGENT CARE USA LLC		2	85	98%	87
UNIVERSITY OF NEW MEXICO HOSPITAL		87			87
CLYDE E LASSEN STATE VETERANS NURSING HOME		62	25	29%	87
BEACHES PEDIATRICS PA		82	5	6%	87
TGH URGENT CARE - RIVERVIEW			87	100%	87
EISENHOWER ARMY MEDICAL CENTER		80	7	8%	87
DELCARE PA		70	17	20%	87
GADSDEN COUNTY HEALTH DEPARTMENT		74	13	15%	87
PACIFIC ANALYTICS			87	100%	87

# COVID-19: testing by laboratory

Data through May 17, 2021 verified as of May 18, 2021 at 09:25 AM

Data in this report are provisional and subject to change.

The numbers in the table below represent the number of Florida and non-Florida residents for whom test results were received by the Department of Health. A person can be tested by more than one laboratory and can have both positive and negative results. **Therefore, the sum of the numbers in each column will be larger than the total number of people tested.**

Reporting lab	Inconclusive	Negative	Positive	Percent positive	Total
BRANDON HEALTH AND REHABILITATION CENTER	1	85	1	1%	87
LAKE HOWELL FAMILY MEDICINE ASSOCIATES		70	17	20%	87
LEE MEMORIAL HEALTH SYSTEM D/B/A LEE COMMUNITY		80	6	7%	86
DISCOVERY VILLAGE AT THE FORUM		86			86
AHMG SURGICAL SPECIALIST		86			86
OCOEE PEDIATRICS		78	8	9%	86
WALGREENS #12673		82	4	5%	86
BRILLIANCE ASSISTED LIVING		69	17	20%	86
PENSACOLA DEVELOPMENTAL CENTER		67	19	22%	86
ROCKLEDGE REGIONAL MEDICAL CENTER		36	50	58%	86
SUNCOAST TECHNICAL COLLEGE SCHOOL OF HEALTH		86			86
MEADOWCREST FAMILY PHYSICIANS PA	1	60	24	28%	85
ARBOR OAKS AT TYRONE	9	74	2	2%	85
MEDEXPRESS URGENT CARE WEST TAMPA			85	100%	85
BARNETT PARK □		2	83	98%	85
TANVIR H SHAGAR NP		78	7	8%	85
PRMG - EAST NAPLES	1	73	11	13%	85
W. FRANK WELLS NURSING HOME		84	1	1%	85
GRAND ST PAUL CVS		82	3	4%	85
MINUTECLINIC DIAGNOSTIC OF NEW JERSEY		77	8	9%	85
LAKE BUTLER HOSPITAL		75	9	11%	84
PINES OF SARASOTA GARDEN		84			84
ROYAL CARE OF AVON PARK		81	3	4%	84
LPG PRIMARY CARE AT PINE ISLAND		70	14	17%	84
LONG TERM CARE OF JAY, LLC		63	21	25%	84
CENTRAL FLORIDA PEDIATRICS		38	46	55%	84
ARTHREX MEDICAL CENTER		46	38	45%	84
NITE LITE PEDIATRICS - JACKSONVILLE		76	8	10%	84
TITUSVILLE FAMILY PRACTICE		26	57	69%	83
ADVENTHEALTH MEDICAL GROUP MULTISPECIALTY			83	100%	83
MID FLORIDA PRIMARY CARE PA		69	14	17%	83
THE TRADITION OF THE PALM BEACHES		80	3	4%	83
CANOPY ON BERRYHILL, THE		51	32	39%	83
LABCORP EMPLOYER SERVICES		82	1	1%	83
BROWARD HEALTH MEDICAL CENTER CLINICAL LAB			83	100%	83
BioReference Laboratories, Inc		10	73	88%	83
WEST VOLUSIA FAMILY AND SPORTS MEDICINE		75	7	9%	82
THE PAVILION FOR HEALTH CARE		72	10	12%	82
LAB PLUS, LLC AT SAINT THOMAS WEST HOSPITAL		68	14	17%	82
Lexington Health and Rehabilitation Center		82			82
LAB		29	52	64%	81
LAKE CITY VA MEDICAL CENTER			81	100%	81
NICEVILLE URGENT CARE		34	47	58%	81
MEDCOR CORPORATE CLINIC		80	1	1%	81
PIERCE INSTRUMENTS INC		79	2	2%	81
BIO-TECH CLINICAL LABORATORIES		41	40	49%	81
STONY BROOK SOUTHAMPTON		79	2	2%	81

# COVID-19: testing by laboratory

Data through May 17, 2021 verified as of May 18, 2021 at 09:25 AM

Data in this report are provisional and subject to change.

The numbers in the table below represent the number of Florida and non-Florida residents for whom test results were received by the Department of Health. A person can be tested by more than one laboratory and can have both positive and negative results. **Therefore, the sum of the numbers in each column will be larger than the total number of people tested.**

Reporting lab	Inconclusive	Negative	Positive	Percent positive	Total
NORTH SHORE UNIVERSITY HOSPITAL LABORATORY		73	7	9%	80
ERIC C MRSHAL, MD, PC #1842		77	3	4%	80
JACOBI MEDICAL CENTER		75	5	6%	80
BALMORAL TENANT SERVICES INC	1	43	36	45%	80
Heartland Health Care Center North Sarasota		65	14	18%	79
MICHAEL AKPEKE MD		70	9	11%	79
SIMED LABORATORY		63	16	20%	79
BOND CLINIC PA		46	33	42%	79
VETERANS AFFAIRS MEDICAL CENTER - PALO ALTO		28	51	65%	79
CENTRAL BALDWIN IMMEDIATE CARE & FAMILY PRACTICE		61	18	23%	79
LEE COMMUNITY HEALTHCARE - LEHIGH		66	13	16%	79
BRADFORD COUNTY HEALTH DEPARTMENT		78	1	1%	79
EDGEWATER AT WATERMAN VILLAGE		78	1	1%	79
MINUTECLINIC DIAGNOSTIC OF KANSAS, PA		70	9	11%	79
MINUTECLINIC, LLC		69	10	13%	79
CBS LABS OF TAMPA LLC		3	76	96%	79
PANCARE HEALTH - MALONE CLINIC		72	7	9%	79
ORLANDO CLINICAL RESEARCH CENTER		76	3	4%	79
CLEARWATER PAIN MANAGEMENT ASSOCIATES		77	2	3%	79
NEW MEXICO STATE PUBLIC HEALTH DIVISION		78			78
BAYCARE MEDICAL GROUP		71	7	9%	78
SUNSHINE PEDIATRICS		77	1	1%	78
LAKE MORTON PLAZA		75	3	4%	78
SEWALLS POINT PHARMACY INC		70	8	10%	78
TRINITY URGENT CARE		63	15	19%	78
DOH-WEST PALM BEACH BRANCH LABORATORY		3	75	96%	78
NOMI HEALTH LAB SERVICES LLC		8	70	90%	78
THOMAS INTERNAL MEDICINE		65	13	17%	78
WOMENS CARE FLORIDA LABORATORY		70	7	9%	77
WALGREENS 9627		71	6	8%	77
BOND CLINIC DR ELDEEB		38	39	51%	77
SUMTER PEDIATRICS		72	5	6%	77
AIR, LAND & SEA PHYSICALS & CONSULTATIONS, LLC		76	1	1%	77
MICHAEL A VENAZIO MD		73	4	5%	77
ROSECASTLE OF JACKSONVILLE LLC		75	2	3%	77
MINUTECLINIC DIAGNOSTIC OF SOUTH CAROL		70	7	9%	77
DEVELOPMENTAL DISABILITIES DEFENDANT PROGRAM		75	2	3%	77
PALM RIVER COMMUNITY HEALTH CENTER		68	9	12%	77
HEALTH FIRST - PALM BAY HOSPITAL		2	75	97%	77
PANCARE HEALTH - JACKSON COUNTY		64	13	17%	77
LUTHERAN HAVEN ASSISTED LIVING		77			77
DHMD		77			77
Grand Villa of Clearwater		71	6	8%	77
FAST PACE MEDICAL CLINIC, PLLC		65	12	16%	77
ORANGE CITY NURSING AND REHAB		75	2	3%	77
ERDOX		72	5	6%	77
THE GOOD SHEPARDS OF DELAND-WEST		76	1	1%	77



# COVID-19: testing by laboratory

Data through May 17, 2021 verified as of May 18, 2021 at 09:25 AM

Data in this report are provisional and subject to change.

The numbers in the table below represent the number of Florida and non-Florida residents for whom test results were received by the Department of Health. A person can be tested by more than one laboratory and can have both positive and negative results. **Therefore, the sum of the numbers in each column will be larger than the total number of people tested.**

Reporting lab	Inconclusive	Negative	Positive	Percent positive	Total
ASSOCIATED CLINICAL LABORATORIES		69	8	10%	77
PROMEDICA LABORATORIES		21	55	72%	76
MOBILE PHYSICIAN SERVICES INC		68	8	11%	76
WINDSOR REFLECTIONS		75	1	1%	76
EMPLOYEE WELLNESS PA		58	18	24%	76
S-H THIRTY-FIVE OPCO- PORT ST LUCIE, LLC	1	75			76
CAMP BOGGY CREEK		75	1	1%	76
DYNAMIC MEDICAL USA			76	100%	76
TOWERS HOME CARE		72	4	5%	76
SUNCOAST OPTIMAL WELLNESS		23	53	70%	76
GILBERT MEDICAL GROUP		69	7	9%	76
NORTH FLORIDA PHARMACY		67	9	12%	76
CLINICAL PATHOLOGY ASSOCIATES-SONIC REFERENCE LAB		76			76
ST JOSEPHS CHILDRENS OUTREACH		2	73	97%	75
SEBRING PEDIATRICS LLC		49	26	35%	75
ELLKAY HEALTHCARE DATA PLUMBERS	52	19	4	5%	75
BROWARD HEALTH MEDICAL CENTER		3	72	96%	75
ADVENTHEALTH EXPRESSCARE		45	30	40%	75
SOS MOBILE MEDICAL CARE LLC		63	12	16%	75
WATERCREST ST LUCIE WEST	1	69	5	7%	75
MD LABS		47	27	36%	74
EC OPCO PENSACOLA, LLC		73	1	1%	74
BROOKDALE OVIEDO		72	2	3%	74
GV NAPLES OPCO, LLC		73	1	1%	74
LEE PHYSICIAN GROUP COLLEGE POINT		68	6	8%	74
VIP WALK IN CLINIC		50	24	32%	74
PERSONAL PEDIATRICS PA		70	4	5%	74
NORTH FLORIDA PEDIATRICS		57	17	23%	74
HARMONY CLINIC		1	73	99%	74
ISLAND COAST PEDIATRICS		64	10	14%	74
NOAH CLINICAL LABORATORY		63	11	15%	74
GROWING TOGETHER PEDIATRICS, LLC		68	6	8%	74
SCOTT LAKE HEALTH AND REHABILITATION CENTER		71	3	4%	74
OAK MANOR NURSING HOME		70	4	5%	74
MED EXPRESS		6	67	92%	73
DISCOVERY VILLAGE AT PALM BEACH GARDENS		71	2	3%	73
CONSULATE HEALTH CARE - LAKE MARY		72	1	1%	73
EVIVIA		70	3	4%	73
INDIGO MANOR		23	50	68%	73
Stratford Court of Palm Harbor		63	10	14%	73
GOLDEN POND COMMUNITIES		73			73
FLORIDA HEALTH CARE DELAND			73	100%	73
EAST HILL PHARMACY		54	19	26%	73
CRAIG BERGER MD PL D/B/A BAY AREA EYE INSTITUTE		72			72
WILSON MEMORIAL REGIONAL MEDICAL CENTER		68	4	6%	72
CITY OF OCALA EMPLOYEE HEALTH AND WELLNESS CENTER		65	7	10%	72
SAFARI PEDIATRICS PA		70	2	3%	72

# COVID-19: testing by laboratory

Data through May 17, 2021 verified as of May 18, 2021 at 09:25 AM

Data in this report are provisional and subject to change.

The numbers in the table below represent the number of Florida and non-Florida residents for whom test results were received by the Department of Health. A person can be tested by more than one laboratory and can have both positive and negative results. **Therefore, the sum of the numbers in each column will be larger than the total number of people tested.**

Reporting lab	Inconclusive	Negative	Positive	Percent positive	Total
NORTH FLORIDA PEDIATRICS - JACKSONVILLE		65	7	10%	72
HAVEN OF OUR LADY OF PEACE		72			72
KESHAV RX LLC		59	13	18%	72
STERLING HOUSE OF TALLAHASSEE	3	62	6	8%	71
AMMON LABS		61	10	14%	71
EXPRESS CARE OF TAMPA BAY LLC	1	22	48	68%	71
CL BRUMBACK PRIMARY CARE CLINICS		17	54	76%	71
INN AT ASTON GARDENS AT PELICAN POINTE,THE		67	4	6%	71
ADVENT HEALTH - LAKE MARY		61	10	14%	71
SIDDH INC DBA SAN CARLOS PHARMACY		67	4	6%	71
ADVANCED LAB		67	4	6%	71
CAREATC INC BRANDON	21	45	5	7%	71
USF HEALTH MORSANI CENTER		5	65	93%	70
INTERNAL MEDICINE ASSOCIATES PA		65	5	7%	70
MINUTECLINIC DIAGNOSTIC MEDICAL GROUP		65	5	7%	70
CALHOUN COUNTY HEALTH DEPT		40	30	43%	70
LAKE CO EMPLOYEE HEALTH AND WELLNESS CENTER		62	8	11%	70
BOND AND STEELE CLINIC, PA		56	14	20%	70
CP/AIG PENSACOLA DEVELOPMENT LLC		67	3	4%	70
GRAND VILLA OF ALTAMONTE SPRINGS		63	7	10%	70
PALM BAY URGENT CARE		28	42	60%	70
Highlands Regional Hospital		63	7	10%	70
SUMMIT AT VENICE	2	63	5	7%	70
GRAND VILLA OF DEL RAY WEST		66	4	6%	70
Heritage Park Care and Rehabilitation		70			70
PLANTATION GENERAL HOSPITAL CLINICAL LAB		26	44	63%	70
SUNCOAST COMMUNITY HEALTH CENTERS PEDIATRICS		21	49	70%	70
LPG PULMONOLOGY-COCONUT POINT		59	10	14%	69
GENPATH			69	100%	69
MEMORIAL MANOR		69			69
CORNERSTONE PEDIATRICS		57	12	17%	69
SAN JOSE SENIOR CARE LLC	1	43	25	36%	69
LINCOLN MEDICAL AND MENTAL HEALTH CENTER		66	3	4%	69
PARKSIDE INN	3	64	2	3%	69
HERITAGE HEALTHCARE AND REHABILITATION CENTER		69			69
WALGREEN		55	14	20%	69
PINELLAS PARK FIRE DEPARTMENT		65	4	6%	69
ENCOMPASS HEALTH REHABILITATION OF ALTAMONTE		64	5	7%	69
SOMERBY OF SANTA ROSA BEACH		59	9	13%	68
AEL- MEMPHIS		17	51	75%	68
HEALTHPARK MEDICAL CTR NURSING SVC		68			68
TGH URGENT CARE - WESLEY CHAPEL			68	100%	68
BIG BOCA SMILES LLC		66	2	3%	68
Rehabilitation Center of the Palm Beaches		68			68
WALGREENS #05625		63	5	7%	68
SAMFORD UNIVERSITY HEALTH SERVICES		67	1	1%	68
MINUTECLINIC DIAGNOSTIC OF HAWAII LLC		60	7	10%	67

# COVID-19: testing by laboratory

Data through May 17, 2021 verified as of May 18, 2021 at 09:25 AM

Data in this report are provisional and subject to change.

The numbers in the table below represent the number of Florida and non-Florida residents for whom test results were received by the Department of Health. A person can be tested by more than one laboratory and can have both positive and negative results. **Therefore, the sum of the numbers in each column will be larger than the total number of people tested.**

Reporting lab	Inconclusive	Negative	Positive	Percent positive	Total
FLORIDA HEALTH CARE		8	59	88%	67
MEASE MANOR INC		63	4	6%	67
ADVENT HEALTH - PALM COAST		2	65	97%	67
GREENSBORO PATHOLOGY LLC		55	12	18%	67
ST FRANCIS HOSPITAL		59	8	12%	67
BIOREFERENCE LABORATORIES INC		11	56	84%	67
APC PEDIATRICS AT RYE ROAD MEDICAL PARK		63	4	6%	67
Palms at Ponte Vedra Assisted Living and Memory Care		63	3	5%	66
NEMOURS CHILDRENS PRIMARY CARE OVIEDO		51	15	23%	66
THE CLUB AT BOYNTON BEACH, LLC		64	2	3%	66
AMERICAN FAMILY MEDICAL		53	13	20%	66
ADVENT HEALTH CENTRA CARE - WINTER GARDEN		20	46	70%	66
EAST CENTRAL FLORIDA OUTPATIENT IMAGING		45	21	32%	66
NORTH FLORIDA MEDICAL CENTER		59	7	11%	66
TROY REGIONAL MEDICAL CENTER		55	11	17%	66
Casa Mora Rehabilitation & Extended Care		64	2	3%	66
DOT DOC SARASOTA		60	6	9%	66
MEDEX MEDICAL EXPRESS OF PALATKA			66	100%	66
OKEECHOBEE URGENT CARE		17	49	74%	66
VETERANS AFFAIRS MEDICAL CENTER - GULF COAST		27	39	59%	66
CLUB HEALTH AND REHABILITATION CENTER, THE		66			66
Bon Secours Maria Manor		60	6	9%	66
FAMILY HEALTH CENTER		46	20	30%	66
PREMISE HEALTH MIA		27	39	59%	66
HERNANDO COUNTY FIRE RESCUE DISTRICT		31	34	52%	65
MULBERRY'S MOBILE PROVIDER SERVICES LLC		47	18	28%	65
ADVANCE URGENT CARE CENTER, LLC		20	45	69%	65
OUT OF STATE		40	25	38%	65
BLUE SPRINGS SURGERY CENTER		65			65
SUMMER VISTA ASSISTED LIVING		38	27	42%	65
NXGEN MDX		20	45	69%	65
HORIZON ALF		64	1	2%	65
BROOKDALE CENTRE POINTE	1	64			65
SOUTHSIDE HOSPITAL NORTHWELL HEALTH LABORATORY		56	9	14%	65
REOPEN DIAGNOSTICS			65	100%	65
WADSWORTH HEALTH CENTER		62	3	5%	65
CORAL GABLES HOSPITAL			65	100%	65
BURRY'S PHARMACY INC		39	25	39%	64
CARE CENTERS OF NASSAU LLC MINER ROAD SOUTH		64			64
MICHIGAN DEPARTMENT OF HEALTH AND HUMAN SERVICES	1		63	98%	64
TRINITY AL SENIOR HOUSING LLC		45	19	30%	64
GREENLEAF ALF		63	1	2%	64
ST CLOUD PHYSICIAN MANAGEMENT LLC DBA ST CLOUD		30	34	53%	64
MEDLOGIC LABORATORIES		3	61	95%	64
JOSEPH L MORSE GERIATRIC CENTER	2	59	3	5%	64
VIERA HEALTH AND REHABILITATION CENTER		62	2	3%	64
ADVENTHEALTH MEDICAL GROUP FAMILY MEDICINE		59	5	8%	64

# COVID-19: testing by laboratory

Data through May 17, 2021 verified as of May 18, 2021 at 09:25 AM

Data in this report are provisional and subject to change.

The numbers in the table below represent the number of Florida and non-Florida residents for whom test results were received by the Department of Health. A person can be tested by more than one laboratory and can have both positive and negative results. **Therefore, the sum of the numbers in each column will be larger than the total number of people tested.**

Reporting lab	Inconclusive	Negative	Positive	Percent positive	Total
ADVENT HEALTH - MOUNT DORA		10	54	84%	64
LPG CONVENIENT CARE AT PINE ISLAND ROAD		58	6	9%	64
DEPT OF VA MED CENTE-WEST PALM BEACH			64	100%	64
BAYOU GARDENS DUNEDIN LLC		64			64
SILVER LAKE PEDIATRICS PA		57	7	11%	64
Grace Rehabilitation of Vero Beach		62	1	2%	63
BIG BEND CARES, INC		55	8	13%	63
DAVID POSNACK JEWISH DAY SCHOOL		63			63
MEDI CLINIC SARASOTA INC		62	1	2%	63
MARQUIS LABS, LLC		61	2	3%	63
FLORIDA HOSPITAL PHYSICIAN GROUP		39	24	38%	63
ENCOMPASS HEALTH REHABILITATION HOSPITAL OF OCALA		62	1	2%	63
CINNAMON COVE ALF		62	1	2%	63
BEEHIVE HOMES OF GULF BREEZE		47	16	25%	63
SPRING MANOR ASSISTED LIVING		62			62
EMERALD COAST HOSPICE		61	1	2%	62
ALL AMERICAN URGENT CARE			62	100%	62
CHILDREN'S HOSPITAL OF ALABAMA		61	1	2%	62
TBI RESIDENTIAL SERVICES, INC.		51	11	18%	62
OVERLOOK HOSPITAL LABORATORY		57	5	8%	62
EVAN R SHAPIRO MD PA		62			62
LIGHTHOUSE PEDIATRICS OF NAPLES		55	7	11%	62
WELLSTAR KENNESTONE HOSPITAL		57	5	8%	62
MAUREEN OROURKE-FUTEY			62	100%	62
S-H THIRTY FIVE OPCO - ORANGE CITY, LLC		52	10	16%	62
LAKELAND REGIONAL HEALTH		38	24	39%	62
MENTAL HEALTH CARE INC		53	9	15%	62
CDR MAGUIRE INC	1	7	54	87%	62
PALM BAY PEDIATRICS		40	21	34%	61
WASHINGTON REHABILITATION AND NURSING CENTER		51	10	16%	61
LONG ISLAND JEWISH MED CTR		55	6	10%	61
ISLAND LAKE CENTER		40	21	34%	61
RITECARE MED CTR H			61	100%	61
WALGREENS_PEMBROKE PINES		53	8	13%	61
VALENCIA HOUSE ALF		59	2	3%	61
MEASE CONTINUING CARE		59	2	3%	61
ENCOMPASS HEALTH REHABILITATION		58	3	5%	61
INTERNAL MEDICINE SPECIALIST		55	6	10%	61
MED & CO INVESTMENT LLC		55	5	8%	60
TUKA PEDIATRICS		8	52	87%	60
LPG PRIMARY CARE AT COLONIAL CENTER DRIVE		51	9	15%	60
WAVE CREST HEALTH AND REHABILITATION CENTER		57	3	5%	60
SONATA BOCA RATON		54	6	10%	60
VENICE URGENT CARE - GULF COAST		6	54	90%	60
BOCA BIOLISTICS LLC		46	14	23%	60
BARNES HEALTHCARE OF FLORIDA LLC		56	4	7%	60
CITYMD OF MANAHAWKIN		57	3	5%	60

# COVID-19: testing by laboratory

Data through May 17, 2021 verified as of May 18, 2021 at 09:25 AM

Data in this report are provisional and subject to change.

The numbers in the table below represent the number of Florida and non-Florida residents for whom test results were received by the Department of Health. A person can be tested by more than one laboratory and can have both positive and negative results. **Therefore, the sum of the numbers in each column will be larger than the total number of people tested.**

Reporting lab	Inconclusive	Negative	Positive	Percent positive	Total
WILLOWS AT WILDWOOD, THE		54	6	10%	60
UNITED MEDICAL LABS INC		59	1	2%	60
FLORIDA MEDICAL CLINIC IM MLK		36	24	40%	60
81ST MEDICAL GROUP		28	32	53%	60
THE PRESERVE AT CLEARWATER		58	2	3%	60
PATIENTS CHOICE LAB OF IND, LLC		52	8	13%	60
LAKE INTERNAL MEDICINE ASSOCIATES PA		53	7	12%	60
TWIN CREEKS ASSISTED LIVING & MEMORY CARE		57	3	5%	60
GRAND AVENUE RX			60	100%	60
INTERNAL LAB		50	10	17%	60
IMMEDIATE CARE PA		56	4	7%	60
FERN PARK DEVELOPMENTAL CENTER		5	54	92%	59
LINCOLN DIAGNOSTIC LAB		57	2	3%	59
KEY WEST MEDICAL CENTER	1	51	7	12%	59
SARATOGA HOSPITAL LABORATORY		53	6	10%	59
SMH PHYSICIAN SERVICES INC		58	1	2%	59
UHEALTH AT FISHER ISLAND			59	100%	59
ADVENTHEALTH MEDICAL GROUP FAMILY & INTERNAL		27	32	54%	59
CARDIOLOGY AND MEDICINE ASSOCIATES		43	16	27%	59
STEINHATCHEE FAMILY MEDICAL CENTER	1	50	8	14%	59
BIOTECH		52	7	12%	59
ALEXANDER NININGER STATE VETERANS		59			59
HOLY NAME HOSPITAL LABORATORY		57	2	3%	59
ADVENTHEALTH MEDICAL GROUP PULMONOLOGY		52	7	12%	59
MILLENIUM PHYSICIANS GROUP		1	58	98%	59
BUECHELE DENTAL PA DBA CLERMONT FAMILY DENTISTRY		49	10	17%	59
NORTH CAROLINA DEPARTMENT OF HEALTH & HUMAN SERVICES	1		58	98%	59
KINDRED HOSPITAL CENTRAL TAMPA BLOOD GAS	1	52	5	9%	58
WELLMED AT NEW TAMPA		44	14	24%	58
CAPE REGIONAL MEDICAL CENTER		55	3	5%	58
MINUTECLINIC DIAGNOSTIC OF LOUISIANA,		55	3	5%	58
ST LUCIE COUNTY JAIL		43	15	26%	58
FINLAY CLINICAL LABORATORY		20	38	66%	58
ADVENT HEALTH EXPRESS CARE		7	51	88%	58
COOPER FAMILY MEDICAL, PLLC		48	10	17%	58
SOUTH FLORIDA BAPTIST HOSPITAL			58	100%	58
CENTRA CARE – LAKE NONA		7	51	88%	58
MINUTECLINIC DIAGNOSTIC OF NORTH CAROLINA		56	2	3%	58
VPA PC LAB		48	10	17%	58
Margate Health and Rehabilitation Center		56	2	3%	58
EMORY CLINIC, THE		53	4	7%	57
KAPG FLEMING ISLAND SENIOR HOUSING OPCO LLC	1	56			57
LONG ISLAND UNIVERSITY - POST CAMPUS		52	5	9%	57
GENESIS DERMATOLOGY		53	4	7%	57
CONCENTRA URGENT CARE		53	4	7%	57
THE CANOPY AT BERRYHILL		57			57
MALCOM RANDALL DEPT OF VAMC			57	100%	57

# COVID-19: testing by laboratory

Data through May 17, 2021 verified as of May 18, 2021 at 09:25 AM

Data in this report are provisional and subject to change.

The numbers in the table below represent the number of Florida and non-Florida residents for whom test results were received by the Department of Health. A person can be tested by more than one laboratory and can have both positive and negative results. **Therefore, the sum of the numbers in each column will be larger than the total number of people tested.**

Reporting lab	Inconclusive	Negative	Positive	Percent positive	Total
JFK MEDICAL CENTER NORTH LAB		1	56	98%	57
PENNSYLVANIA DEPARTMENT OF HEALTH BUREAU OF LABORATORIES			57	100%	57
ASCENSION SACRED HEART BAY LABORATORY		54	3	5%	57
IMA MEDICAL CENTER		38	19	33%	57
ALZHEIMERS CARE CENTER OF VIERA LTD		37	20	35%	57
GENTIVA HEALTH SERVICES CERTIFIED INC		53	4	7%	57
LEE MEMORIAL HEALTH SYSTEM		51	6	11%	57
TRADITIONAL HOME HEALTH OF PALM BEACH INC		55	2	4%	57
TIFFANY HALL NURSING AND REHAB		44	12	21%	56
PROFESSIONAL PEDIATRICS		54	2	4%	56
MARIANNA HEALTH AND REHABILITATION CENTER		55	1	2%	56
NEW YORK PRESBYTERIAN - QUEENS DIAGNOSTIC		52	4	7%	56
THE MEDICAL GROUP OF SOUTH FLORIDA INC		50	6	11%	56
ATRIA PARK OF LAKE FOREST (WG HERITAGE LF LLC)		54	2	4%	56
WEST ISLIP URGENT CARE		51	5	9%	56
EAGLES WATCH CLUSTER		47	9	16%	56
HIALEAH HOSPITAL RESPIRATORY DEPT			56	100%	56
OPTUMCARE SOUTH FLORIDA, LLC		47	9	16%	56
PATHOLOGY CONSULTANTS OF NEW MEXICO		56			56
RESIDENTIAL PLAZA AT BLUE LAGOON INC		52	4	7%	56
MINUTE CLINIC DIAGNOSTIC OF VIRGINIA, LLC		54	2	4%	56
ENCOMPASS HEALTH REHABILITATION HOSPITAL OF PANAMA CITY		50	5	9%	55
HIGHLANDS COUNTY FIRE RESCUE		55			55
PREMIER MEDICAL ASSOCIATES ALL FLORIDA LLC		54	1	2%	55
SUNSHINE PEDIATRICS OF CENTRAL FLORIDA PL		52	3	5%	55
KENDALL REGIONAL MEDICAL CENTER LAB	3		52	95%	55
OCCUPATIONAL HEALTH CENTERS OF THE SOUTHWEST PA		49	6	11%	55
Jupiter Medical Center Pavilion		54	1	2%	55
SONATA HUNTERS CREEK		47	8	15%	55
ROYAL PALM SENIOR RESIDENCE		55			55
AMELIA ASSISTED LIVING FACILITY		55			55
ENCOMPASS HEALTH REHABILITATION HOSPITAL OF MIAMI		54	1	2%	55
NORTHSIDE HOSPITAL EMERGENCY DEPT		51	4	7%	55
BAY STREET PHARMACY		50	5	9%	55
CARE 4 U MANAGEMENT, INC			55	100%	55
NITE LITE PEDIATRICS - PORT ST. LUCIE		46	9	16%	55
CHIPOLA QUICK CARE		47	7	13%	54
CDR MAGUIRE - MIAMI BEACH CC MISSION 17388		2	52	96%	54
FAMILY EXTENDED CARE OF PUNTA GORDA		54			54
BASSETTI MEDICAL RESEARCH INC		35	19	35%	54
TAMPA URGENT CARE			54	100%	54
ORCHID COVE AT DAYTONA		45	9	17%	54
UNITED LABORATORY SERVICES CORPORATION		38	16	30%	54
ROCHESTER GENERAL HOSPITAL LABORATORY		50	4	7%	54
SARASOTA CO. HEALTH DEPT # 58		40	14	26%	54
JUNIPER VILLAGE AT NAPLES		53	1	2%	54
LITTLE NECK URGENT CARE		52	2	4%	54

# COVID-19: testing by laboratory

Data through May 17, 2021 verified as of May 18, 2021 at 09:25 AM

Data in this report are provisional and subject to change.

The numbers in the table below represent the number of Florida and non-Florida residents for whom test results were received by the Department of Health. A person can be tested by more than one laboratory and can have both positive and negative results. **Therefore, the sum of the numbers in each column will be larger than the total number of people tested.**

Reporting lab	Inconclusive	Negative	Positive	Percent positive	Total
ST. CLOUD MEDICAL GROUP		54			54
CLERMONT HEALTH AND REHAB		40	14	26%	54
MIAMI CLINICAL RESEARCH CORP		12	42	78%	54
CAMBRIDGE SECURITY SERVICES		51	3	6%	54
APOLLOMDX LABS		32	22	41%	54
FUTURE PEDIATRICS		51	3	6%	54
CERTUS MTD OPCP LLC		52	2	4%	54
HOME CARE PHARMACY		53			53
BITTINGS APOTHECARY INC		47	6	11%	53
PANCARE HEALTH - BAY COUNTY - YOUNGSTOWN		48	5	9%	53
Osprey Point Nursing Center		51	2	4%	53
QHC UPSTATE MEDICAL PC		43	10	19%	53
SOMERSET			53	100%	53
Citymd Of Toms River		46	7	13%	53
TNC WALK IN CLINIC		41	12	23%	53
QUOTIENT SCIENCES LABS LLC			53	100%	53
THE PALMS PHARMACY, INC		50	3	6%	53
ST ANTHONYS PRIMARY CARE LLC/JACKSON STREET			53	100%	53
ALLIANCE COMMUNITY FOR RETIREMENT LIVING		53			53
UNIVERSITY OF WEST FLORIDA, THE		52	1	2%	53
MISSION OAKS ASSISTED LIVING		51	2	4%	53
CVS MINUTE CLINIC DIAGNOSTIC OF NORTH CAROL		45	7	13%	52
GRAND VILLA OF ST. PETERSBURG		50	2	4%	52
SNH BRFL TENANT LLC	2	50			52
FELICIDAD MEDICAL CENTER		5	47	90%	52
PINES NURSING HOME		50	2	4%	52
ADVENT HEALTH		49	3	6%	52
PHILLIPPE RIDGE		40	12	23%	52
NIGHT LITE PEDIATRICS CENTER LLC		10	42	81%	52
GULFSIDE HOSPICE INC		49	3	6%	52
VOLUSIA COUNTY BRANCH JAIL		1	51	98%	52
ADVENT HEALTH - LAKE WALES		40	12	23%	52
LMH SKILLED NURSING UNIT		52			52
EMORY UNIVERSITY HOSPITAL		43	9	17%	52
FLAGLER HOSPITAL INC	2		49	96%	51
SOUTHEAST ALABAMA MEDICAL CENTER			51	100%	51
ROADS PEDIATRICS,LLC		48	3	6%	51
GULFVIEW MEDICAL INSTITUTE		51			51
GRAND VILLA OF PINELLAS PARK		49	2	4%	51
ACCESS 365 URGENT CARE		24	27	53%	51
CITY OF CAPE CORAL		38	13	25%	51
BENTON HOUSE OF PORT ORANGE		44	7	14%	51
AVANTE ST CLOUD		48	3	6%	51
SOUTH CAROLINA DEPT OF HEALTH AND ENVIRONMENT CONTROL		11	40	78%	51
INN AT THE FOUNTAINS, THE		34	17	33%	51
MINUTECLINIC DIAGNOSTIC OF LOUISIANA		48	3	6%	51
WALGREENS #10373		49	2	4%	51

# COVID-19: testing by laboratory

Data through May 17, 2021 verified as of May 18, 2021 at 09:25 AM

Data in this report are provisional and subject to change.

The numbers in the table below represent the number of Florida and non-Florida residents for whom test results were received by the Department of Health. A person can be tested by more than one laboratory and can have both positive and negative results. **Therefore, the sum of the numbers in each column will be larger than the total number of people tested.**

Reporting lab	Inconclusive	Negative	Positive	Percent positive	Total
PATRICK MANOR INCORPORATED		51			51
LPG PEDIATRICS AT PAGE FIELD		50	1	2%	51
MADISON COUNTY MEMORIAL HOSPITAL LABORATORY		15	35	70%	50
HEALTH FIRST - CAPE CANAVERAL HOSPITAL		1	49	98%	50
LAKE COUNTY SCHOOLS EMPLOYEE HEALTH CENTER		37	13	26%	50
GRAND VILLA OF ENGLEWOOD		45	5	10%	50
ARCPPOINT LABS OF WEST PALM BEACH		9	41	82%	50
RAINBOW PEDIATRICS PC LLC / BREAKFAST POINT		39	11	22%	50
NAPLES PEDIATRICS INC		43	7	14%	50
SUNSHINE ASSISTED LIVING		50			50
COURTYARD GARDENS OF BOYNTON BEACH, LLC		47	3	6%	50
POPLAR HEALTHCARE PLLC	1	11	38	76%	50
GRAMERCY PARK URGENT CARE		48	2	4%	50
GRAND VILLA OF NEW PORT RICHEY		43	7	14%	50
EC OPCO TIMBERLIN PARC LLC		50			50
EP MEDICAL EQUIPMENT PHARMACY		43	7	14%	50
PORT ST. LUCIE - ZAXBY'S		50			50
CARE ATC - ANDES			50	100%	50
PRACTICE MANAGEMENT OF AMERICA, INC.		7	43	86%	50
HILA BECKERMAN MD LLC	1	45	4	8%	50
MINUTECLINIC, LLC, DBA MINUTECLINIC #5		45	5	10%	50
BETHUNE-COOKMAN UNIVERSITY		32	18	36%	50
PORT SAINT JOHN FAMILY PRACTICE		31	18	37%	49
FHMG_CTR FOR SENIOR HEALTH		44	5	10%	49
AU MEDICAL CENTER, INC	1	43	5	10%	49
CARE CENTERS OF NASSAU LLC MINER ROAD NORTH		49			49
S-H THIRTY FIVE OPCO - LUTZ, LLC		48	1	2%	49
WEISS PEDIATRIC CARE LLC		35	14	29%	49
SOLARIS SENIOR LIVING NORTH NAPLES		48	1	2%	49
ALWAYS BEST CARE SENIOR SERVICES		44	5	10%	49
DOH		23	26	53%	49
ADVENTIST HEALTH SYSTEM FLORIDA		34	15	31%	49
Guardian Care Nursing and Rehabilitation Center		49			49
ALLEGRO		47	2	4%	49
JACK BANDEL MD PA		48	1	2%	49
TGH URGENT CARE - WESTCHASE			49	100%	49
JACKSONVILLE PEDIATRICS		30	19	39%	49
UNIVERSITY BEHAVIORAL CENTER		49			49
NORTHBROOK CENTER FOR		47	2	4%	49
THORNBURG PEDIATRICS		45	4	8%	49
SOFT CELL LABORATORIES		45	4	8%	49
THE TERRACE OF JACKSONVILLE		3	46	94%	49
UNIPATH		25	24	49%	49
USF		1	48	98%	49
CAREMED INTERNAL MEDICINE		30	18	38%	48
BAY CENTER HURRICANE SHELTER		48			48
COURTYARD GARDENS OF JUPITER		48			48



# COVID-19: testing by laboratory

Data through May 17, 2021 verified as of May 18, 2021 at 09:25 AM

Data in this report are provisional and subject to change.

The numbers in the table below represent the number of Florida and non-Florida residents for whom test results were received by the Department of Health. A person can be tested by more than one laboratory and can have both positive and negative results. **Therefore, the sum of the numbers in each column will be larger than the total number of people tested.**

Reporting lab	Inconclusive	Negative	Positive	Percent positive	Total
ALLIANCE OF PHYSICIANS AGAINST COVID-19		1	47	98%	48
GRAND OAKS OF PALM CITY LLC	1	41	6	13%	48
HAWTHORNE INN OF LAKE LAND		48			48
LYSTER ACH FT RUCKER AL		45	3	6%	48
SEWANEE MOLECULAR DIAGNOSTICS LABORATO		48			48
URGENT CARE & WELLNESS CENTER		15	33	69%	48
PREMIER MEDICAL ASSOCIATES		46	2	4%	48
MORTON PLANT			48	100%	48
SOMA MEDICAL CENTER PA #3		10	38	79%	48
ISLAND URGENT CARE PLLC		44	4	8%	48
ORLANDO HEALTH PRIMARY CARE PEDIATRICS		44	4	8%	48
CRESTVIEW IMMEDIATE CARE LL		24	24	50%	48
MARCO ISLAND MEDICAL CENTER		36	12	25%	48
LPG PRIMARY CARE AT CAPE CORAL PARKWAY		41	7	15%	48
WINTER GARDEN REHAB AND NURSING CENTER		44	4	8%	48
ORLANDO ORTHOPAEDIC CENTER		43	5	10%	48
ST JUDE LABORATORIES		43	5	10%	48
BAPTIST URGENT CARE		44	4	8%	48
INTERCOASTAL MEDICAL GROUP		2	46	96%	48
CAREHERE LAKE SCHOOLS EMPLOYEE HEALTH CENTER		33	15	31%	48
HERNANDO ENDOSCOPY AND SURGERY CENTER		37	11	23%	48
LEE COMMUNITY HEALTHCARE INC CAPE CORAL		45	3	6%	48
FAMILY EXTENDED CARE OF WINTER HAVEN		45	2	4%	47
POINTE AT NEW PORT PLACE,THE		47			47
SARNO FAMILY PRACTICE		31	16	34%	47
COMPLETE HOME CARE OF THE PALM BEACHES LLC		43	4	9%	47
NORTH FLORIDA / SOUTH GEORGIA VETERANS HEALTH SYSTEM		1	46	98%	47
NAVARRE GARDENS		41	6	13%	47
ACTIVE SENIOR LIVING		45	2	4%	47
INTERLAB		1	46	98%	47
MOBILE DOC FL, LLC		29	18	38%	47
SAN CARLOS PHARMACY		39	8	17%	47
UNION MEDICAL CARE		47			47
UNION MEDICAL CARE PLLC		45	1	2%	46
WG EVERGREEN WOODS SH LLC		46			46
ADVENT HEALTH MEDICAL GROUP OB GYN AT		40	6	13%	46
ADULT MEDICINE OF LAKE COUNTY INC			46	100%	46
THE LODGE AND REHABILITATION CENTER		30	16	35%	46
FLORIDA DEPARTMENT OF HEALTH CLAY COUNTY		32	14	30%	46
COLLIER BLVD HMA PHYSICIAN MANAGEMENT LLC		46			46
Grand Villa of Deerfield Beach		42	4	9%	46
LABORATORY MEDICINE CONSULTANTS-LMC PA		42	4	9%	46
LUTHERAN HAVEN EXTENDED CONGREGATE CAR		46			46
HOUSE CALLS PROFESSIONAL LLC		42	4	9%	46
EAST MANATEE FAMILY	1	1	44	96%	46
PREMIER PLACE HEALTHCARE AT THE GLENVIEW		46			46
TRIPLE O MEDICAL SERVICES INC		42	4	9%	46

# COVID-19: testing by laboratory

Data through May 17, 2021 verified as of May 18, 2021 at 09:25 AM

Data in this report are provisional and subject to change.

The numbers in the table below represent the number of Florida and non-Florida residents for whom test results were received by the Department of Health. A person can be tested by more than one laboratory and can have both positive and negative results. **Therefore, the sum of the numbers in each column will be larger than the total number of people tested.**

Reporting lab	Inconclusive	Negative	Positive	Percent positive	Total
KAPG ST AUGUSTINE SENIOR HOUSING OPCO LLC		37	9	20%	46
PLAINVIEW URGENT CARE		43	3	7%	46
MID-FLORIDA PATHOLOGY, LLC		35	11	24%	46
GRAND LIVING AT LAKEWOOD RANCH		45	1	2%	46
NEUPATH DIAGNOSTICS		38	8	17%	46
WALGREENS 3145		43	3	7%	46
H LEE MOFFITT CANCER CENTER MICRO		46			46
HARTFORD HEALTH SERVICES LLC		46			46
TRICORE REF LABS - UNIV OF NM		46			46
BIOFIRE		11	34	76%	45
LARA HEALTH AND WELLNESS CENTER LLC		45			45
CARILLON SPORTS AND FAMILY MEDICINE		34	11	24%	45
NEXT MOLECULAR ANALYTICS		14	31	69%	45
STUART URGENT CARE			45	100%	45
HUNT CLUB MEDICAL		15	30	67%	45
SOUTHPORT SQUARE HARBOUR HEALTH		45			45
UNIVERSITY HOSPITAL		38	7	16%	45
NEOGENOMICS LABORATORIES INC		45			45
BENTON HOUSE OF ST. JOHNS		43	2	4%	45
COLLIER URGENT CARE CENTERS		44	1	2%	45
BRP SH OPCO LLC		45			45
MEDEMERGE		43	2	4%	45
BD MEDICAL SYSTEMS		43	2	4%	45
SOUTHEAST GEORGIA HEALTH SYSTEM, INC		40	5	11%	45
PASSPORT HEALTH ORLANDO		45			45
REDI-MED WALK-IN FAMILY CARE			45	100%	45
AVALON PARK RETIREMENT RESIDENCE		43	2	4%	45
IMA MEDICAL GROUP POINCIANA		18	27	60%	45
RIVERHEAD URGENT CARE		44	1	2%	45
ADVENTHEALTH MEDICAL GROUP FAMILY MEDICINE AT RDV		44			44
Gulf Shore Care Center		39	5	11%	44
LOURDES HOSPITAL INC		42	2	5%	44
LPG CONVENIENT CARE AT METRO		40	4	9%	44
INNOVATIVE GX LABORATORIES		37	7	16%	44
A AND R RESEARCH GROUP LLC		39	5	11%	44
WALK IN MEDICAL URGENT CARE		44			44
MAKO MEDICAL		21	23	52%	44
KISSIMMEE VA OUTPATIENT CLINIC		41	3	7%	44
PALM POINT BEHAVIORAL HEALTH		44			44
FLORIDA HOSPITAL		28	16	36%	44
BRONX LEBANON HOSPITAL-MEDICAL CENTER		40	4	9%	44
MARQUESA MEDICAL		40	4	9%	44
PRINCETON VILLAGE		40	4	9%	44
BENTON HOUSE OF CLERMONT		44			44
ASHTON PLACE	3	37	4	9%	44
RADIOLOGY ASSOCIATES OF VENICE AND ENGLEWOOD		42	2	5%	44
NORTHWELL HEALTH PLAINVIEW HOSPITAL LABORATORY		35	9	20%	44

# COVID-19: testing by laboratory

Data through May 17, 2021 verified as of May 18, 2021 at 09:25 AM

Data in this report are provisional and subject to change.

The numbers in the table below represent the number of Florida and non-Florida residents for whom test results were received by the Department of Health. A person can be tested by more than one laboratory and can have both positive and negative results. **Therefore, the sum of the numbers in each column will be larger than the total number of people tested.**

Reporting lab	Inconclusive	Negative	Positive	Percent positive	Total
PEDIATRICS OF CENTRAL FLORIDA – SAINT CLOUD	2	40	2	5%	44
KINDRED HOSPITAL OCALA		40	4	9%	44
THE MERIDIAN AT BOCA RATON	1	43			44
WELLMED AT PLANT CITY		24	20	45%	44
UNIVERSITY MEDICAL CTR OF PRINCETON AT		41	2	5%	43
D W MCMILLAN MEMORIAL HOSPITAL		32	11	26%	43
University Hills health and Rehabilitation		33	10	23%	43
EASTERN SHORE URGENT CARE		32	11	26%	43
COMMUNITY MEDICAL CARE CENTER INC			43	100%	43
FIRST CHOICE URGENT CARE		12	31	72%	43
DUVAL PHARMACY		32	11	26%	43
LEE PHYSICIAN GROUP		37	6	14%	43
BAYCARE MEDICAL GROUP INC		3	40	93%	43
WOLFF CTR FOR CHILD & ADOLESCENT HEALTH PLLC,THE		26	17	40%	43
CITRUS CARE CLINIC			43	100%	43
WHITE-WILSON MEDICAL CENTER		32	11	26%	43
ORLANDO ORTHOPAEDIC OUTPATIENT SURGERY CENTER		37	6	14%	43
LAKE MARY KIDS CENTRA CARE		33	10	23%	43
PINELLAS INTERNAL MEDICINE ASSOCIATES	1	39	3	7%	43
A & R RESEARCH GROUP		35	8	19%	43
BRANCH MEDICAL CLINIC			43	100%	43
KIVA AT CANTERBURY		25	17	40%	42
FAMILY CARE PARTNERS URGENT CARE LLC		33	9	21%	42
PACIFICA SENIOR LIVING OCALA		37	5	12%	42
PEDIATRICS IN BREVARD-COCOA BEACH		37	5	12%	42
NIGHT LITE PEDIATRIC CENTER		10	32	76%	42
BELVEDERE COMMONS OF SUN CITY CENTER		42			42
ATRIA WILLOW WOOD		40	2	5%	42
CLINICAL LABORATORY		42			42
CITRUS COUNTY HEALTH DEPARTMENT		36	6	14%	42
LPG PRIMARY CARE AT MATTHEW DRIVE		35	7	17%	42
MEDPEDS ASSOCIATES OF SARASOTA PA		39	3	7%	42
REVA INC		38	4	10%	42
STAT ONE URGENT CARE CENTER		2	40	95%	42
MAIMONIDES-SHALOM ACADEMY, INC		41	1	2%	42
FAMILY AND INTERNAL MEDICINE AT AVALON PARK		38	4	10%	42
ANDALUSIA HEALTH		25	17	40%	42
CITY OF NAPLES FIRE RESCUE		37	5	12%	42
ENCORE AT BOCA RATON, THE			42	100%	42
STATCARE URGENT AND WALK-IN MEDICAL CA		39	3	7%	42
LPG PRIMARY CARE AT BONITA BAY LIFESTYLE CENTER		37	5	12%	42
LONGLEAF DIAGNOSTIC LABORATORIES		13	29	69%	42
STETSON UNIVERSITY STUDENT HEALTH CENTER		3	39	93%	42
Grand Villa of Dunedin		36	6	14%	42
Atlantic Shore Nursing and Rehab		42			42
DAYTONA BEACH OPC		38	4	10%	42
ARTHREX MEDICAL CENTER EAST		25	16	39%	41

# COVID-19: testing by laboratory

Data through May 17, 2021 verified as of May 18, 2021 at 09:25 AM

Data in this report are provisional and subject to change.

The numbers in the table below represent the number of Florida and non-Florida residents for whom test results were received by the Department of Health. A person can be tested by more than one laboratory and can have both positive and negative results. **Therefore, the sum of the numbers in each column will be larger than the total number of people tested.**

Reporting lab	Inconclusive	Negative	Positive	Percent positive	Total
MINUTE CLINIC LLC #2216		38	3	7%	41
CAPITAL REGIONAL MEDICAL CENTER		2	39	95%	41
MINUTECLINIC DIAGNOSTIC OF MICHIGAN		38	3	7%	41
BULLS HEAD URGENT CARE		39	2	5%	41
GUIDEWELL EMERGENCY MEDICINE DOCTORS LLC #33		28	13	32%	41
FLORIDA HOSPITAL NEW SMYRNA		4	37	90%	41
MEDEX MEDICAL EXPRESS OF PALATKA LLC			41	100%	41
HARMONY HEALTH OPCO, LLC		17	24	59%	41
VETERANS AFFAIRS MEDICAL CENTER - NEW YORK HARBOR		39	2	5%	41
UNIVERSITY OF ALABAMA		38	3	7%	41
PEDIATRICS OF CENTRAL FLORIDA KISSI		33	8	20%	41
CROSSROADS URGENT CARE		26	15	37%	41
BOND CLINIC, PA		11	30	73%	41
DCH REGIONAL MEDICAL CENTER LABORATORY		39	2	5%	41
PURE PHARMACY		39	2	5%	41
ADVENT HEALTH CENTRA CARE - LAKELAND		30	11	27%	41
HALIFAX HEALTH URGENT CARE		20	21	51%	41
CENTERPLACE HEALTH		17	24	59%	41
GEORGIA HEART CENTER (MSC 53), NAVICEN		39	2	5%	41
PRIDE DIAGNOSTICS		24	17	41%	41
UNDERGROUND FREE CLINIC		40	1	2%	41
SOUTHCOR LABORATORY		7	34	83%	41
CIMA MEDICAL CENTER		39	1	3%	40
GRAND VILLA OF DELRAY EAST		40			40
WASHINGTON COUNTY HEALTH DEPARTMENT		27	13	33%	40
BAYSIDE LABORATORIES INC		40			40
MINUTE CLINIC DIAGNOSTIC OF NEW JERSEY		39	1	3%	40
MINUTE CLINIC DIAGNOSTIC OF SC, LLC #75		38	2	5%	40
MINUTE CLINIC DIAGNOSTIC OF VIRGINIA		33	7	18%	40
GENEXPERT			40	100%	40
M&V SAN JOSE MEDICAL CENTER			40	100%	40
CLINICAL PATHOLOGY LABORATORIES, INC		40			40
STEWART MEDICAL GROUP, INC		21	18	46%	39
METROPOLITAN CHARITIES INC		36	3	8%	39
WARDE MEDICAL LABORATORY		30	9	23%	39
GRAND VILLA OF BOYNTON BEACH		38	1	3%	39
COVANCE CENTRAL LABORATORY		25	14	36%	39
WEINBERG VILLAGE		38	1	3%	39
CLINICAL RESEARCH SEQUENCING PLATFORM		8	31	79%	39
WG BAYPOINT VILLAGE SH LLC		38	1	3%	39
GRACE COMMUNITY PHARMACY		3	36	92%	39
WALGREENS COVID-19		27	12	31%	39
CEDAR CREEK AT KINGS BAY INC		39			39
BAYSHORE PATHOLOGY CONSULTANTS PA		37	2	5%	39
BROOKDALE BRANDON	1	38			39
BAY COUNTY JAIL ANNEX		34	5	13%	39
JUNIPER VILLAGE AT CAPE CORAL		34	5	13%	39

# COVID-19: testing by laboratory

Data through May 17, 2021 verified as of May 18, 2021 at 09:25 AM

Data in this report are provisional and subject to change.

The numbers in the table below represent the number of Florida and non-Florida residents for whom test results were received by the Department of Health. A person can be tested by more than one laboratory and can have both positive and negative results. **Therefore, the sum of the numbers in each column will be larger than the total number of people tested.**

Reporting lab	Inconclusive	Negative	Positive	Percent positive	Total
ROCKLAND URGENT CARE FAMILY HEALTH NP		37	2	5%	39
GMR EVENT SERVICES LLC DBA CROWDRX		39			39
WESTPAC LABS INC	1	27	11	28%	39
CORRECTIONAL MEDICAL GROUP		27	12	31%	39
TAYLORVILLE FAMILY MEDICINE		32	7	18%	39
ISLAMORADA VILLAGE OF ISLANDS FIRE RESCUE		36	3	8%	39
MARYLAND DEPARTMENT OF HEALTH			39	100%	39
CARE HERE		14	25	64%	39
MINUTECLINIC DIAGNOSTIC OF RHODE ISLAND, LLC #1544		38	1	3%	39
GUYAN VALLEY WELLNESS CENTER		32	7	18%	39
Life Care Center of Citrus County		37	1	3%	38
INNOVATION CLINICAL TRIALS, INC			38	100%	38
MINUTE CLINIC, LLC DBA MINUTECLINIC #4505		35	3	8%	38
CCRC @ SUNFLOWER LLC		35	3	8%	38
AUTUMN OF SARASOTA		12	26	68%	38
JUPITER MEDICAL CENTER PHYSICIANS GROUP, INC		34	4	11%	38
WOMEN'S CARE FLORIDA, LLC		38			38
CONNECTICUT DEPARTMENT OF HEALTH		22	16	42%	38
FLORIDA ENDOSCOPY & SURGERY CTR LLC		38			38
CERON PEDIATRICS & INTEGRATIVE MEDICIN		38			38
HOMEWOOD RESIDENCE AT FREEDOM PLAZA		37	1	3%	38
CLEARWATER EMPLOYEE HEALTH CLINIC		19	19	50%	38
FLORIDA MEDICAL CL ODOM TPA		23	15	39%	38
MOLECULAR DIAGNOSTICS		5	33	87%	38
PECONIC BAY MEDICAL CENTER LABORATORY		29	9	24%	38
PALM BAY FAMILY PRACTICE		18	20	53%	38
ST AUGUSTINE PEDIATRIC ASSOC		33	5	13%	38
ALPHA PHARMACY		35	3	8%	38
WALGREENS #04569		35	3	8%	38
ATRIA SAN PABLO		36	2	5%	38
PATHOGENIUS LABORATORIES		30	7	19%	37
FAMILY EXTENDED CARE OF SEBRING INC		35	2	5%	37
STATCARE URGENT & WALK IN MEDICAL CARE		33	4	11%	37
EASYCARE WALK-IN CLINIC	1	14	22	59%	37
HOLLISMED LLC		35	2	5%	37
FORT CAROLINE GARDENS, INC		34	3	8%	37
WALGREENS_COCONUT CREEK		30	7	19%	37
PATHGROUP		9	28	76%	37
THE COLLIER AT NAPLES		36	1	3%	37
ASSISTED LIVING OF BROWARD		37			37
ST. MARYS MEDICAL CENTER		1	36	97%	37
COLLIER HMA PHYSICIAN MANAGEMENT LLC		27	10	27%	37
JAMAICA HOSPITAL MEDICAL CENTER		33	4	11%	37
VENICE REGIONAL BAYFRONT HEALTH			37	100%	37
TRADITIONAL HOME CARE INC		35	2	5%	37
COLORADO DEPARTMENT OF PUBLIC HEALTH AND ENVIRONMENT			37	100%	37
HR SARASOTA OPERATOR LLC		25	12	32%	37

# COVID-19: testing by laboratory

Data through May 17, 2021 verified as of May 18, 2021 at 09:25 AM

Data in this report are provisional and subject to change.

The numbers in the table below represent the number of Florida and non-Florida residents for whom test results were received by the Department of Health. A person can be tested by more than one laboratory and can have both positive and negative results. **Therefore, the sum of the numbers in each column will be larger than the total number of people tested.**

Reporting lab	Inconclusive	Negative	Positive	Percent positive	Total
MINUTECLINIC, LLC, DBA MINUTECLINIC #2544		35	2	5%	37
PULSE & REMEDY LLC		22	15	41%	37
HOLZER HEALTH CENTER		5	32	86%	37
ALAN A SMITH MD LLC		34	3	8%	37
ACCURATE DIAGNOSTIC LAB		35	2	5%	37
ONE MILO		37			37
CENTRAL FLORIDA HEALTH CARE INC WAUCHULA SITE 2		29	8	22%	37
PONCE THERAPY CARE CENTER		34	3	8%	37
MAINSTREET FAMILY URGENT CARE		1	35	97%	36
VIKOR SCIENTITIC		5	31	86%	36
PIEDMONT HOSPITAL CLINICAL LABORATORY		33	3	8%	36
MARTHA'S HOUSE & ASSISTED LIVING FACILITY		36			36
SANITAS		4	32	89%	36
PARKSIDE HEALTH AND REHABILITATION CENTER			36	100%	36
MEDCOMP SCIENCES			36	100%	36
BVL/LITTLE ANGEL PEDIATRICS		36			36
NORTH PINELLAS CHILDRENS MEDICAL CENTER			36	100%	36
UNION CHD		33	3	8%	36
CVS NC7047POCT DURHAM		36			36
ALABAMA CLINICS		20	16	44%	36
JACKSON HEALTH SYSTEM		2	34	94%	36
MINUTE CLINIC DIAGNOSTIC OF TEXAS, LLC		33	3	8%	36
HARBORCHASE OF WELLINGTON CROSSING		34	2	6%	36
BUREAU OF PUBLIC HEALTH	1	14	21	58%	36
Kensington Gardens		36			36
LONG BEACH URGENT CARE		36			36
NCHD		22	14	39%	36
VILLA COURT LLC		36			36
PHYSICIAN ASSOCIATES LLC		26	10	28%	36
FLORIDA PRESBYTERIAN HOMES INC		34	2	6%	36
FLORIDA PEDIATRIC GROUP PA		28	8	22%	36
CVS NC3516POCT WINSTON SALEM		31	4	11%	35
PHOSPHORUS DIAGNOSTICS		27	8	23%	35
CHILDREN'S MEDICAL CENTER		1	34	97%	35
TUSCAN GARDENS OF DELRAY BEACH MANAGEMENT COMPANY,		34	1	3%	35
ROSWELL PAIN SPECIALISTS	1	33	1	3%	35
FHMG-FLORIDA HOSPITAL MEDICAL GROUP		25	10	29%	35
ADVENT HEALTH - FISH MEMORIAL		2	33	94%	35
NEUROINTERNATIONAL SARASOTA		32	3	9%	35
CANCER RESEARCH LAB, BOB JONES UNIVERSITY		30	5	14%	35
SOMA MEDICAL CENTER # 4		5	30	86%	35
P23 LABS		35			35
MORTON PLANT HOSPITAL - ADLER INSTITUTE OF LAB MEDICINE		3	32	91%	35
LABORATORY ALLIANCE OF CENTRAL NEW YORK		33	2	6%	35
STATEN ISLAND UNIVERSITY HOSPITAL-POUCH		34	1	3%	35
HENDRY REGIONAL CORPORATE HEALTH			35	100%	35
METRO KNOXVILLE HMA		25	10	29%	35

# COVID-19: testing by laboratory

Data through May 17, 2021 verified as of May 18, 2021 at 09:25 AM

Data in this report are provisional and subject to change.

The numbers in the table below represent the number of Florida and non-Florida residents for whom test results were received by the Department of Health. A person can be tested by more than one laboratory and can have both positive and negative results. **Therefore, the sum of the numbers in each column will be larger than the total number of people tested.**

Reporting lab	Inconclusive	Negative	Positive	Percent positive	Total
MIDDLETOWN MEDICAL P C		25	10	29%	35
LAKELAND NURSING AND REHABILITATION CENTER			35	100%	35
BOCA TOXICOLOGY LLC		33	2	6%	35
SANFORD PEDIATRIC ASSOCIATES, PA		30	5	14%	35
FAST PACE MEDICAL CLINIC		30	5	14%	35
HUNTINGTON STATION URGENT CARE		34	1	3%	35
GRAND VILLA OF MELBOURNE		33	2	6%	35
SOUTHEASTERN OUTPATIENT SURGERY CENTER		32	3	9%	35
BAYCARE HEALTH SYSTEMS, LLC			35	100%	35
POARCH BANC CREEK INDIANS TRIBAL HEALTH DEPARTMENT			35	100%	35
CARLOS F FUSTER MD PA		33	2	6%	35
DIXIE COUNTY HEALTH DEPARTMENT		26	9	26%	35
WUESTHOFF MEMORIAL HOSPITAL			35	100%	35
IRL		4	31	89%	35
REDI-MED WALK IN FAMILY CLINIC			35	100%	35
GOOD SAMARITAN HOSPITAL LABORATORY		30	5	14%	35
HARBOUR ISLAND PEDIATRICS		24	10	29%	34
AYERS NURSING AND REHABILITATION CENTER		34			34
CARDIOLOGY AND MEDICINE ASSOCIATES INC		33	1	3%	34
West Gate Village, LLC		34			34
PARAMOUNT WALK-IN CLINIC		1	33	97%	34
CIGNA PBSO WEST PALM		3	31	91%	34
PASSPORT HEALTH OF TAMPA BAY		29	5	15%	34
LEE COMMUNITY HEALTHCARE INC NORTH FORT MYERS		34			34
VISTACARE PHARMACY I		29	5	15%	34
MIGUEL E TREVINO MD PA		30	4	12%	34
AEGIS MEDICAL GROUP, LLC		31	3	9%	34
SOUTHWEST LABS		34			34
AMMON ANALYTICAL LABORATORIES		30	4	12%	34
VA MEDICAL CENTER			34	100%	34
LONG TERM CARE OF GULF BREEZE LLC		30	4	12%	34
EMORY CRAWFORD LONG HOSPITAL LABORATOR		30	4	12%	34
ECC PEDIATRICS		33	1	3%	34
FLORIDA DEPARTMENT OF HEALTH IN MONROE COUNTY		27	7	21%	34
THE SPRINGS OF PARC HILL		33	1	3%	34
MEDHELP 280		31	3	9%	34
MINUTECLINIC LLC #4449		32	2	6%	34
WILLAMETTE VALLEY TOXICOLOGY LLC		32	2	6%	34
RASHDA ALBIBI M.D. P.A.		31	3	9%	34
MINUTECLINIC DIAGNOSTIC OF ILLINOIS L		28	6	18%	34
COOPER HEALTHCARE		30	3	9%	33
STEINHATCHEE DRUGS		27	6	18%	33
SELECT PHYSICIANS ALLIANCE PL		33			33
BAPTIST PEDIATRICS		28	5	15%	33
CORAL HOUSE ASSISTED LIVING COMMUNITY LLC		33			33
SANFORD MOBILE LAB PGA TOUR		32	1	3%	33
JOSEF SCHENKER MD PC DBA CENTERS URGENT		31	2	6%	33

# COVID-19: testing by laboratory

Data through May 17, 2021 verified as of May 18, 2021 at 09:25 AM

Data in this report are provisional and subject to change.

The numbers in the table below represent the number of Florida and non-Florida residents for whom test results were received by the Department of Health. A person can be tested by more than one laboratory and can have both positive and negative results. **Therefore, the sum of the numbers in each column will be larger than the total number of people tested.**

Reporting lab	Inconclusive	Negative	Positive	Percent positive	Total
GREENRIDGE GROUP HOME	3	11	19	58%	33
BAPTIST MEDICAL GRP URGENT CARE & OCC HEALTH AIRPO		33			33
GRADY HEALTH SYSTEM		33			33
Consulate Health Care of Orange Park		27	6	18%	33
RAYMOND BASRI MD		31	2	6%	33
NURSES HELPING HANDS INC ALF		33			33
SYNIVERSE WELLNESS CENTER		28	5	15%	33
ENT AND ALLERGY ASSOCIATES OF FLORIDA LLC		32	1	3%	33
VETERAN AFFAIRS MEDICAL CENTER - JAMES J PETERS		30	3	9%	33
MINUTECLINIC DIAGNOSTIC OF PENNSYLVANI		31	2	6%	33
ST VINCENTS AMBULATORY CARE INC DBA		30	3	9%	33
OPIS COQUINA CENTER		32	1	3%	33
WESTWOOD NURSING AND REHABILITATION		28	5	15%	33
AHSE ROP		32	1	3%	33
BOND CLINIC		3	30	91%	33
AMBRY GENETICS CORPORATION	23	10			33
RESIDENCE AT BAY VUE		31	2	6%	33
NIGHT LITE PEDIATRICS URGENT CARE CENTER			33	100%	33
VETERANS HOME		1	32	97%	33
EVERLYWELL		19	14	42%	33
NTD EUROFINIS ATLANTA		31	1	3%	32
MINUTECLINIC, LLC #4230		28	4	13%	32
INSTANT MEDICAL CARE CENTER		31	1	3%	32
ORLANDO FAMILY MEDICINE		15	17	53%	32
MADISON POINTE CARE CENTER		32			32
TREASURE ISLE LLC		32			32
Wiregrass Rehabilitation Center and Nursing Home		29	3	9%	32
A LILIKO'I PHARMACY LLC		29	3	9%	32
BAPTIST PRIMARY BLACK CREEK SOUTH			32	100%	32
PBSO WEST PALM FAMILY PRACTICE		1	31	97%	32
INTERIM HEALTHCARE OF NORTHWEST FLORIDA INC		30	2	6%	32
WESTMINSTER ST AUGUSTINE		32			32
JOSEF SCHENKER MD PC		32			32
ALACHUA		20	12	38%	32
MINUTECLINIC DIAGNOSTIC OF TN PC #378		29	3	9%	32
IPSUM DIAGNOSTICS		3	29	91%	32
ADVANCED URGENT CARE		12	20	63%	32
VIRTUA		28	4	13%	32
LAKE MARY - STIRLING CENTER SUITE 202			32	100%	32
UTAH DEPARTMENT OF HEALTH			32	100%	32
MINUTECLINIC DIAGNOSTIC OF TN PC #6435		29	3	9%	32
COLORADO DEPARTMENT OF HEALTH LABORATORY SERVICES DIVISION			32	100%	32
CENTER ONE SURGERY CENTER		25	6	19%	31
CVS NV3210POCT LAS VEGAS		28	3	10%	31
OAKMONTE VILLAGE		30	1	3%	31
PERDIDO URGENT CARE		1	30	97%	31
MINUTECLINIC DIAGNOSTIC OF RHODE ISLAND, LLC #212		31			31



# COVID-19: testing by laboratory

Data through May 17, 2021 verified as of May 18, 2021 at 09:25 AM

Data in this report are provisional and subject to change.

The numbers in the table below represent the number of Florida and non-Florida residents for whom test results were received by the Department of Health. A person can be tested by more than one laboratory and can have both positive and negative results. **Therefore, the sum of the numbers in each column will be larger than the total number of people tested.**

Reporting lab	Inconclusive	Negative	Positive	Percent positive	Total
ENGLEWOOD HOSPITAL AND MEDICAL CENTER		26	5	16%	31
PREMIER URGENT CARE CENTER LLC			31	100%	31
JOSEPH SCHENKER MD PC DBA CENTERS URGENT		27	4	13%	31
LabCorp L#09258130 M#09258125		12	19	61%	31
SUMMIT MEDICAL GROUP - 75 E NORTHFIELD		26	5	16%	31
HEALTH FIRST - VIERA HOSPITAL		1	30	97%	31
MINUTECLINIC DIAGNOSTIC OF NORTH CAROLINA PC		28	3	10%	31
KIDS CARE PEDIATRICS PA			31	100%	31
MIDNIGHT MEDICINE			31	100%	31
1 TOUCH TOTALCARE SOLUTIONS		28	3	10%	31
CHIPOLA MEDICAL ASSOCIATES		11	20	65%	31
MICHAEL J D'AMBROSE MD PA		29	2	6%	31
COUNTY OF LOS ANGELES			31	100%	31
NORTHEAST GEORGIA MEDICAL CENTER		31			31
MINUTECLINIC DIAGNOSTIC OF TEXAS		27	4	13%	31
REGENCY PARK ASSISTED LIVING FACILITY		29	2	6%	31
HOLIDAY MEDICAL ASSOCIATES		4	27	87%	31
DISCOVERY COMMONS AT BRADENTON		31			31
COLLIER ANESTHESIA PAIN LLC		31			31
UR CARE FAMILY AND SPORTS MEDICINE			31	100%	31
TOTTENVILLE CIRCLE URGENT CARE		31			31
AMERICAN ESOTERIC LABORATORIES		15	16	52%	31
SPRINGWOOD COURT		26	5	16%	31
GASTROENTEROLOGY ASSOCIATES OF PENSACOLA PA		25	5	17%	30
THE TERRACE AT IVY ACRES ALF		11	19	63%	30
HERITAGE WATERSIDE		27	3	10%	30
WEST BROWARD CARE CENTER		24	6	20%	30
ADVENT HEALTH MEDICAL GROUP FAMILY AND INTERNAL MEDICINE AT AVALON PAR		27	3	10%	30
DAVID LAWRENCE CENTER		26	4	13%	30
GERALD J KIVETT MD		27	3	10%	30
ROSLYN URGENT CARE		29	1	3%	30
RELIANCE MEDICAL CENTER		21	9	30%	30
ADVENT HEALTH PRIMARY CARE PLUS, WINTER GARDEN		26	4	13%	30
APOLLO SURGERY CENTER		27	3	10%	30
ST PETER'S BENDER LABORATORY		29	1	3%	30
CVA MINUTE CLINIC DIAGNOSTIC OF VIRGINIA, LLC		29	1	3%	30
TALLAHASSEE DEVELOPMENTAL CENTER		28	2	7%	30
ACCESS HEALTH CARE PHYSICIANS LLC		10	20	67%	30
HOWARD BEACH URGENT CARE		28	2	7%	30
P4CLINICAL	3	2	25	83%	30
AMEERAH LABS			30	100%	30
GAMMA DIAGNOSTIC LAB LLC			30	100%	30
Okeechobee Health Care Facility		16	14	47%	30
CLINCLOUD, LLC			30	100%	30
CHILDRENS MEDICAL CENTER			30	100%	30
COMMUNITY HEALTH OF SOUTH FLORIDA			30	100%	30
MEDEXPRESS URGENT CARE - BLOOMINGTON		25	5	17%	30

# COVID-19: testing by laboratory

Data through May 17, 2021 verified as of May 18, 2021 at 09:25 AM

Data in this report are provisional and subject to change.

The numbers in the table below represent the number of Florida and non-Florida residents for whom test results were received by the Department of Health. A person can be tested by more than one laboratory and can have both positive and negative results. **Therefore, the sum of the numbers in each column will be larger than the total number of people tested.**

Reporting lab	Inconclusive	Negative	Positive	Percent positive	Total
MINUTECLINIC, LLC #08366		25	5	17%	30
FORT VALLEY STATE UNIVERSITY		29	1	3%	30
JOINT AMBULATORY CARE CENTER		30			30
OAK HARBOR ASSISTED LIVING FACILITY		27	3	10%	30
FIRST PHYSICIANS GROUP - LORRAINE CORNERS		30			30
OPTIMAL CARE PEDIATRICS		9	21	70%	30
BOCA SIMON LAB		1	29	97%	30
PANCARE HEALTH - BONIFAY K-8			30	100%	30
ADVANCED HEALTHCARE ASSOCIATES		26	4	13%	30
HOPE HEALTHCARE		29	1	3%	30
SUMMERGATE PHARMACY		28	2	7%	30
WIREGRASS CLINIC LLC		24	6	20%	30
BOCA BIOLISTIC REFERENCE LAB			30	100%	30
SHORE MEMORIAL HOSPITAL		26	4	13%	30
GRAND VILLA OF SARASOTA		29	1	3%	30
CASS'S MOBILE HEALTH SERVICES		26	4	13%	30
RAINBOW PEDIATRICS		1	29	97%	30
J AND J VISTAKON EMPLOYEE HEALTH CENTER		29	1	3%	30
MED LABS DIAGNOSTICS		11	19	63%	30
PARK WEST MEDICAL CENTER		28	1	3%	29
CVS NC7588POCT ASHEVILLE		25	4	14%	29
DUVAL COUNTY HEALTH DEPARTMENT		29			29
ENGLEWOOD HEALTH PHYSICIAN NETWORK		29			29
PEPIN ACADEMIES-PASCO		28	1	3%	29
MEDI PARTNERS OF S FLORIDA LLC		29			29
PINELLAS 1 HOME HEALTH CARE CORP		28	1	3%	29
PALMS, THE		29			29
ADVENT HEALTH MEDICAL GROUP- FAMILY MEDICINE AT DR. PHILIPS		24	5	17%	29
UNIVERSITY OF ILLINOIS VETERINARY DIAG	1	27	1	3%	29
BIG BEND HOSPICE INC		29			29
CAPE CORAL HOSPITAL ABG LABORATORY		16	13	45%	29
MINUTECLINIC DIAGNOSTIC OF TN, PC 374		24	5	17%	29
MAYO CLINIC JACKSONVILLE		4	25	86%	29
PRO HEALTH HARMONY		29			29
NEMOURS CHILDRENS CLINIC		22	7	24%	29
WELLMED AT BRANDON REGIONAL		21	8	28%	29
TIFFANY LAKE CARE CENTERS INC		28	1	3%	29
BROOKDALE UNIVERSITY HOSPITAL		27	2	7%	29
ROBERT H JENKINS JR VETERANS' DOMICILIARY HOME OF		26	3	10%	29
PALM GARDEN OF JACKSONVILLE		27	2	7%	29
RENAISSANCE SENIOR LIVING	1	28			29
SUNTREE INTERNAL MEDICINE		29			29
FLORIDA MEDICAL CLINIC - NEW TAMPA		24	5	17%	29
UNIV OF ROCHESTER-STRONG MEMORIAL HOSP		28	1	3%	29
ADVENTHEALTH MEDICAL GROUP PEDIATRIC & ADOLESCENT		28	1	3%	29
MINIMALLY INVASIVE VASCULAR INC		27	2	7%	29
DSI MANAGEMENT LLC		29			29

# COVID-19: testing by laboratory

Data through May 17, 2021 verified as of May 18, 2021 at 09:25 AM

Data in this report are provisional and subject to change.

The numbers in the table below represent the number of Florida and non-Florida residents for whom test results were received by the Department of Health. A person can be tested by more than one laboratory and can have both positive and negative results. **Therefore, the sum of the numbers in each column will be larger than the total number of people tested.**

Reporting lab	Inconclusive	Negative	Positive	Percent positive	Total
BROOKWOOD BAPTIST MEDICAL CENTER		28	1	3%	29
STEWART MELBOURNE HOSPITAL			29	100%	29
CDC		17	12	41%	29
UCLA HEALTHCARE CLINICAL LABS		23	6	21%	29
COMPREHENSIVE CHILDCARE		23	6	21%	29
FORT SANDERS REGIONAL LABORATORY		28			28
MONTEFIORE NEW ROCHELLE HOSPITAL		25	3	11%	28
ADVENTHEALTH MEDICAL GROUP PEDIATRICS AT		7	21	75%	28
THE COMMONWEALTH OF MASSACHUSETTS		1	27	96%	28
KEY PRIMARY CARE			28	100%	28
EDEN AT CRESTVIEW		12	16	57%	28
Clearwater Center		14	14	50%	28
VASSAR BROTHERS MEDICAL CENTER LABORATORY		26	2	7%	28
KIVA AT CANTERBURY, LLC		28			28
CANTON-POTSDAM HOSPITAL LABORATORY		27	1	4%	28
OWL NOW URGENT CARE		11	17	61%	28
MINUTECLINIC, LLC, #4160		24	4	14%	28
BROWARD HEALTH IMPERIAL POINT NURSING			28	100%	28
MINUTECLINIC INCORPORATE, LLC		24	4	14%	28
URGENT CARE CENTER			28	100%	28
FIRST CHOICE PEDIATRICS LOOP		25	3	11%	28
ORANGE PEDIATRICS			28	100%	28
HUNT CLUB PEDIATRIC ASSOCIATES LLC		23	5	18%	28
ASTORIA HEALTH AND REHABILITATION CENTER		27	1	4%	28
BOZEMAN HEALTH DEACONESS HOSPITAL		19	9	32%	28
PORT ST LUCIE HOSPITAL		25	3	11%	28
INTERNAL MEDICINE LIPID AND WELNNES PRACTICE		12	16	57%	28
Cleveland Clinic Laboratories		4	24	86%	28
MARION PEDIATRICS PA		21	7	25%	28
FAMILY CARE PARTNERS		18	10	36%	28
NATIONAL MENTOR HEALTHCARE LLC			28	100%	28
BROOKDALE PHILLIPPI CREEK			28	100%	28
URGENT CARE USA			28	100%	28
LAKE PLACID HEALTH AND REHABILITATION		1	27	96%	28
ST MARYS MEDICAL CENTER			28	100%	28
BETHESDA HEALTH PHYSICIAN GROUP INC			28	100%	28
MALABAR FAMILY PRACTICE		22	5	19%	27
NEW YORK METHODIST HOSPITAL		23	4	15%	27
SUNCOAST LABS			27	100%	27
LEXINGTON PLACE SENIOR LIVING COMMUNITY		27			27
CITY OF CLEARWATER EMPLOYEE HEALTH CENTER		16	11	41%	27
ADEPT INPATIENT MEDICAL SERVICES PC		27			27
EXPRESS CARE OF BELLEVIEW		27			27
LAKELAND HILLS CENTER		19	8	30%	27
PREMIUM HEALTH CARE			27	100%	27
CARENOW - DOWNTOWN NORTH GULCH		25	2	7%	27
ATRIA LADY LAKE		27			27

# COVID-19: testing by laboratory

Data through May 17, 2021 verified as of May 18, 2021 at 09:25 AM

Data in this report are provisional and subject to change.

The numbers in the table below represent the number of Florida and non-Florida residents for whom test results were received by the Department of Health. A person can be tested by more than one laboratory and can have both positive and negative results. **Therefore, the sum of the numbers in each column will be larger than the total number of people tested.**

Reporting lab	Inconclusive	Negative	Positive	Percent positive	Total
EMORY BENNETT VETERANS NURSING HOME	1	26			27
Summit Medical Group Westfield Lab		24	3	11%	27
LOOP PEDIATRICS		22	5	19%	27
NEWYORK-PRESBYTERIAN/ LAWRENCE HOSPITAL LABORATORY		24	3	11%	27
WALGREENS #15495	1	24	2	7%	27
Manor Care of Dunedin		23	4	15%	27
COASTAL COMPLETE CARE		13	14	52%	27
BROOKDALE SOUTHPOINT			27	100%	27
VICK STREET MANOR		27			27
HEALTHPARK MEDICAL CENTER ABG LAB		26	1	4%	27
URGENT FAMILY CARE INC		24	3	11%	27
PHYSICIANS CARE		23	4	15%	27
EPIC REFERENCE LABS INC			27	100%	27
MINUTECLINIC DIAGNOSTIC OF TN PC #6363		22	5	19%	27
COASTAL SKIN SURGERY AND DERMATOLOGY		19	8	30%	27
USCG AIR STATION CLEARWATER CLINIC		26	1	4%	27
LAKE NONA MEDICAL SERVICE LLC		24	3	11%	27
CHARLOTTE CHD PORT CHARLOTTE		23	4	15%	27
SPANISH RIVER HIGH SCHOOL ESE		23	4	15%	27
MAGNOLIA PEDIATRICS		4	22	85%	26
ADVENT HEALTH PARTIN SETTLEMENT HEALTH PARK		18	8	31%	26
WAKULLA COUNTY HEALTH DEPARTMENT		12	14	54%	26
MINUTECLINIC DIAGNOSTIC OF NORTH		22	4	15%	26
ARCPOINT LABS OF FORT LAUDERDALE		25	1	4%	26
PULMONARY SPECIALISTS OF THE PALM BEACHES		16	10	38%	26
CENTRAL FLORIDA PEDIATRIC URGENT CARE LLC		22	4	15%	26
BAYFRONT HMA CONVENIENT CARE, LLC		2	24	92%	26
DARDEN WELLNESS CENTER		23	3	12%	26
JUST FOR KIDS PEDIATRICS		5	21	81%	26
ADIRONDACK MEDICAL CENTER		26			26
MINUTE-CLINIC DIAGNOSTIC OF VIRGINIA		21	5	19%	26
TREEHOUSE PEDIATRICS & FAMILY CARE		26			26
MONCRIEF ARMY HEALTH CLINIC			26	100%	26
THE MINIER URGENT CARE		20	6	23%	26
OAKTREE HEALTHCARE			26	100%	26
WALGREENS #04618		21	5	19%	26
PALMETTO PEDIATRICS			26	100%	26
MINUTECLINIC DIAGNOSTIC OF TN PC #320		18	8	31%	26
RJ LEE GROUP	1	23	2	8%	26
EXPRESS FAMILY CARE LLC		11	15	58%	26
EAST HILL MEDICAL GROUP		17	9	35%	26
ABL MEDICAL CARE LLC			26	100%	26
MD BEAUTY LABS, PA		24	2	8%	26
DALE MEDICAL CENTER		21	5	19%	26
DELRAY BEACH FACIAL PLASTIC SURGERY		26			26
LOT HEALTH SERVICES	1	25			26
PALM BEACH COUNTY FIRE RESCUE		24	2	8%	26

# COVID-19: testing by laboratory

Data through May 17, 2021 verified as of May 18, 2021 at 09:25 AM

Data in this report are provisional and subject to change.

The numbers in the table below represent the number of Florida and non-Florida residents for whom test results were received by the Department of Health. A person can be tested by more than one laboratory and can have both positive and negative results. **Therefore, the sum of the numbers in each column will be larger than the total number of people tested.**

Reporting lab	Inconclusive	Negative	Positive	Percent positive	Total
49D2045214PHYSICIAN OFFICE WAIVER MEDEXPRESS URGENT CARE - HARRISONBU		17	9	35%	26
LAKES DIALYSIS CENTER INC			26	100%	26
ST VINCENT'S EAST		24	2	8%	26
LAKE HOWARD HEIGHTS	1	21	4	15%	26
INNOVATIVE RESEARCH OF WEST FLORIDA		23	3	12%	26
TREASURE COAST URGENT CARE			25	100%	25
ENCOMPASS HOME HEALTH OF THE SOUTHEAST LLC		23	2	8%	25
STEWART MEDICAL GROUP INC			25	100%	25
UNIV OF NORTH ALABAMA HEALTH CENTER		22	3	12%	25
LAKE NONA MEDICAL SERVICES		17	8	32%	25
STATE LAB		3	22	88%	25
SENIOR LIVING IV SUN CITY LLC		18	7	28%	25
PHYSICIANS STAT		3	22	88%	25
MINUTECLINIC DIAGNOSTIC OF SC, LLC #2		21	4	16%	25
ADVENT HEALTH EXPRESS		9	16	64%	25
MADWAR		19	6	24%	25
ST. CLOUD HOSPITAL		20	5	20%	25
THE WATERMARK AT VISTAWILLA		25			25
DOC PAM PA		24	1	4%	25
NOVANT HEALTH		18	7	28%	25
CVS MINUTE CLINIC DIAGNOSTIC OF TN #6044		22	3	12%	25
OLIVE BRANCH HEALTH AND REHABILITATION CENTER			25	100%	25
VILLAGES REHABILITATION AND NURSING CENTER		24	1	4%	25
Sovereign Laboratory Services, LLC		22	3	12%	25
SUNQUEST		3	22	88%	25
South Heritage Health and Rehab		25			25
FINLAY C. LABORATORY		4	21	84%	25
FAST PACE MEDICAL CLINIC PLLC		23	2	8%	25
MORTON PLANT NORTH BAY HOSPITAL			25	100%	25
ASURANCE SCIENTIFIC LABORATORIES		24	1	4%	25
WESTPAC LABS		1	24	96%	25
JUPITER MEDICAL CENTER		1	24	96%	25
MINUTECLINIC MINUTECLINIC #8746		24	1	4%	25
TOTAL ACCESS URGENT CARE		1	24	96%	25
DOCTORS MEDICAL CENTER OF WALTON COUNTY CLINIC			25	100%	25
FORT PIERCE FAMILY CARE INC		19	6	24%	25
GREEN GABLES ASSISTED LIVING FACILITY		25			25
ADVENT HEALTH - LAKE MARY PEDIATRICS		16	9	36%	25
FEDERAL PRISON CAMP PENSACOLA			25	100%	25
SOUTH FLORIDA DIALYSIS CENTER		8	17	68%	25
PALMS MEDICAL GROUP - LAKE CITY WEST		3	22	88%	25
LIFELINK TISSUE BANK D/B/A LIFELINK TISSUE BANK		21	4	16%	25
ROSS MEDICAL GROUP			25	100%	25
OHSU MOLECULAR MICROBIOLOGY LAB		23	1	4%	24
THE CHAPPEL GROUP RESEARCH		24			24
PACIFICA SENIOR LIVING FORT MYERS		15	9	38%	24
Wesley Place on Honeysuckle		22	2	8%	24

# COVID-19: testing by laboratory

Data through May 17, 2021 verified as of May 18, 2021 at 09:25 AM

Data in this report are provisional and subject to change.

The numbers in the table below represent the number of Florida and non-Florida residents for whom test results were received by the Department of Health. A person can be tested by more than one laboratory and can have both positive and negative results. **Therefore, the sum of the numbers in each column will be larger than the total number of people tested.**

Reporting lab	Inconclusive	Negative	Positive	Percent positive	Total
NORTHSIDE HOSPITAL DULUTH		21	3	13%	24
ST ELIZABETH MEDICAL CENTER LABORATORY		21	3	13%	24
RAINBOW PEDIATRIC CENTER		2	22	92%	24
ADVANCED URGENT CARE CENTER		7	17	71%	24
GLEN COVE HOSPITAL		24			24
PHYSICIANS PRIMARY CARE OF SW FLORIDA PL		24			24
CareATC - 15th Street Clinic			24	100%	24
MADISON COUNTY MEMORIAL HOSP		12	12	50%	24
WELLOW URGENT CARE		23	1	4%	24
INTERVENTIONAL REHABILITATION OF SOUTH FLORIDA		16	8	33%	24
CITY OF SANFORD EMPLOYEE HEALTH AND		23	1	4%	24
CL BRUMBACK PRIMARY CARE CLINIC LANTANA		2	22	92%	24
NONA PEDIATRIC CENTER		18	6	25%	24
WESTMINSTER WOODS ON JULINGTON CREEK		22	2	8%	24
FLORENCE J HUNT STUDENT WELLNESS CENTER - HEALTH SERVICES (ABBOTT)		24			24
ORANGE REGIONAL MEDICAL CENTER LABORATORY		19	5	21%	24
HENNEPIN COUNTY MEDICAL CENTER (HCMC)		13	11	46%	24
CARESPOT		3	21	88%	24
MED PLUS FLORENCE		20	4	17%	24
ROWLETT MIDDLE ACADEMY		22	2	8%	24
LABORATORY DYNAMICS		20	4	17%	24
GILCHRIST COUNTY JAIL		22	2	8%	24
SOUTH NASSAU COMMUNITIES HOSPITAL		20	4	17%	24
AVENTIS BIO-SERVICES CTL		24			24
MAITLAND PRIMARY CARE		9	15	63%	24
HERITAGE OAKS ASSISTED LIVING & MEMORY CARE		20	4	17%	24
HEALTH MED CENTERS		24			24
BLOOMIN BRANDS WELLNESS CENTER	4	19	1	4%	24
PRIME CARE ONE LLC/HARBORCHASE OF VENICE			24	100%	24
TRINITY MEDICAL ASSOCIATES LLC			24	100%	24
GRAND VILLA OF PALM COAST		24			24
CVS MINUTE CLINIC DIAGNOSTIC OF TEXAS LLC		20	4	17%	24
MEDEXPRESS URGENT CARE - SEMINOLE SQUA		22	2	8%	24
SARASOTA MEMORIAL NURSING & REHABILITATION CTR		24			24
UAH STUDENT HEALTH CENTER		17	7	29%	24
EDWARD S BENNETT MD PLLC		24			24
COURTYARDS OF ORLANDO		24			24
ALAN SERURE MD		24			24
MIAMI BEACH MEDICAL GROUP			24	100%	24
TIMBERLANE LODGE ALF	1	16	7	29%	24
WELLMED AT LAKE COPELAND		18	6	25%	24
SONATA BOYNTON BEACH		21	3	13%	24
PRIMECARE AT PORT ORANGE		5	19	79%	24
PALM BEACH GARDENS MEDICAL CENTER			24	100%	24
LAKEWOOD RANCH MEDICAL CENTER CLINICAL LAB			24	100%	24
CSH LAKE ORIENTA LP		24			24
TARPON BAYOU CENTER			24	100%	24

# COVID-19: testing by laboratory

Data through May 17, 2021 verified as of May 18, 2021 at 09:25 AM

Data in this report are provisional and subject to change.

The numbers in the table below represent the number of Florida and non-Florida residents for whom test results were received by the Department of Health. A person can be tested by more than one laboratory and can have both positive and negative results. **Therefore, the sum of the numbers in each column will be larger than the total number of people tested.**

Reporting lab	Inconclusive	Negative	Positive	Percent positive	Total
TGH MEDICAL GROUP LABORATORY CARROLLWOOD			24	100%	24
MC DIAGNOSTIC OF CONNECTICUT, PC #775		23	1	4%	24
MID FLORIDA PATHOLOGY LLC		23	1	4%	24
ST ANTHONY'S HOSP PATIENT CARE SERVICE			24	100%	24
ATRIA AT ST JOSEPHS		24			24
GOOD SAMARITAN SOCIETY		24			24
SENIOR HEALTH OF WINTER PARK DUNDEE		24			24
MEDEXPRESS URGENT CARE - TIMBERLAKE		20	3	13%	23
Z UROLOGY		22	1	4%	23
LAKEVIEW HEALTH CARE SYSTEMS		9	14	61%	23
BAYFRONT FAMILY HEALTH CENTER		3	20	87%	23
COMMONWEALTH OF MASSACHUSETTS			23	100%	23
ST JOSEPHS HOSP OF ATLANTA/CLINIC LAB		21	2	9%	23
NEW JERSEY		22	1	4%	23
BAYCARE MEDICAL GROUP INC			23	100%	23
ORANGE PARK PEDIATRIC ASSOCIATES		10	13	57%	23
BARTON FAMILY PRACTICE		12	11	48%	23
CVS NC4165POCT BREVARD		15	8	35%	23
WELLSTAR COBB HOSPITAL		21	2	9%	23
WOODHOUSE INC		17	6	26%	23
PULSE MEDICAL GROUP INC			23	100%	23
MINUTECLINIC, LLC #4507		21	2	9%	23
UF HEALTH NORTH JACKSONVILLE			23	100%	23
ROBINSON FAMILY CLINIC PA		13	10	43%	23
FLUSHING HOSPITAL MEDICAL CENTER		19	4	17%	23
OMEGA LABORATORIES		19	4	17%	23
MARQUES PEDIATRICS			23	100%	23
HEALTHY MINORS, LLC.		20	3	13%	23
NOBLE SENIOR LIVING		3	20	87%	23
GUARDANT HEALTH		17	6	26%	23
NORTHWEST FLORIDA COMMUNITY HOSPITAL 3RD FLOOR		21	2	9%	23
ISLAND COAST PEDIATRICS PA		22	1	4%	23
COASTAL FAMILY PRACTICE		15	8	35%	23
CORE LABORATORY		1	22	96%	23
TREEHOUSE PEDIATRICS		19	4	17%	23
WUESTHOFF MEDICAL CENTER-MELBOURNE			23	100%	23
NEW YORK PRESBYTERIAN - ALLEN HOSPITAL		23			23
CONNECTDX		8	15	65%	23
ESOTERIX GENETIC LABORATORIES		17	6	26%	23
URGENT CARE & FAMILY PRACTICE CENTER		4	19	83%	23
THE VILLAGES HEALTH		12	11	48%	23
MEDLAB INC		23			23
MORRIS PARK URGENT CARE		20	3	13%	23
UNIVERSITY HILLS HEALTH AND REHABILITATION CENTER		18	5	22%	23
EGL GENETIC DIAGNOSTICS		1	22	96%	23
REGENEXX TAMPA BAY		20	3	13%	23
MINUTE CLINIC DIAGNOSTIC OF TN PC #64		20	3	13%	23

# COVID-19: testing by laboratory

Data through May 17, 2021 verified as of May 18, 2021 at 09:25 AM

Data in this report are provisional and subject to change.

The numbers in the table below represent the number of Florida and non-Florida residents for whom test results were received by the Department of Health. A person can be tested by more than one laboratory and can have both positive and negative results. **Therefore, the sum of the numbers in each column will be larger than the total number of people tested.**

Reporting lab	Inconclusive	Negative	Positive	Percent positive	Total
ERIC C MARSHAL MD, PC DBA MINUTECLINIC		22	1	4%	23
PEDIATRIC ASSOCIATES PA		17	5	23%	22
ST VINCENT'S URGENT CARE		19	3	14%	22
PRIMARY CARE SPECIALISTS OF ORLANDO LLC		17	5	23%	22
MINUTECLINIC, LLC #1586		15	7	32%	22
SOMA MEDICAL CENTER, PA #4 FLORIDA MANGO		1	21	95%	22
COLUMBIA MEMORIAL HOSPITAL		22			22
KELLY'S ASSISTED LIVING FACILITY		22			22
COMMUNITY CARE CENTER		21	1	5%	22
THRIFT DRUGS INC		20	2	9%	22
MEDI STATION			22	100%	22
TEN HEALTHCARE		6	16	73%	22
OHIO CVS STORES, LLC DBA		19	3	14%	22
WALGREENS #03391		17	5	23%	22
SEAGRASS VILLAGE			22	100%	22
SOLE HEALTH LLC		22			22
MORNINGSIDE MANOR & VILLA ADULT CARE C		22			22
HELIX DIAGNOSTICS			22	100%	22
MOBILE DIVISION LABORATORY		7	15	68%	22
BROOKDALE WEST BOYNTON BEACH		22			22
DIACARTA INC.		22			22
JOHNS HOPKINS MEDICAL LABORATORIES		1	21	95%	22
MINUTECLINIC DIAGNOSTIC PA		19	3	14%	22
MINUTECLINIC DIAGNOSTIC OF TEXAS LLC		20	2	9%	22
GLEN OAKS URGENT CARE		20	2	9%	22
TEXAS DEPARTMENT OF STATE HEALTH SERVICES		3	19	86%	22
MONROE COUNTY DETENTION CENTER			22	100%	22
OCEANSIDE URGENT CARE		22			22
ROCKLEDEGE REGIONAL MEDICAL CENTER		17	5	23%	22
ADVENT HEALTH - KISSIMMEE		6	16	73%	22
MINUTECLINIC DIAGNOSTIC OF RHODE ISLAND, LLC #590		21	1	5%	22
FLORIDA PEDIATRICS		6	16	73%	22
ELAN SPANISH SPRINGS		4	18	82%	22
NAVAL MEDICAL CENTER SAN DIEGO	1		21	95%	22
YUSRA MEDICAL ASSOCIATES PA		16	6	27%	22
BIOREFERENCE LABORATORIES		8	14	64%	22
GENTIVA HEALTH SERVICES		20	2	9%	22
SOUTH CAROLINA DEPARTMENT OF HEALTH			22	100%	22
MINUTECLINIC DIAGNOSTICS MEDICAL GROUP		21	1	5%	22
FAMILY AND AFTER HOURS CARE		22			22
HARTFORD HOSPITAL ANCILLARY LAB		17	5	23%	22
FLORIDA HOSPITAL LABS		12	10	45%	22
STATEN ISLAND UNIVERSITY HOSPITAL		21	1	5%	22
BASSETTI & ASSOCIATES, MD, PA			22	100%	22
ST CATHERINE OF SIENA HOSPITAL		20	2	9%	22
MARATHON HEALTH FOR LIFE		19	3	14%	22
EBEIDS MD PEDIATRICS		19	3	14%	22



# COVID-19: testing by laboratory

Data through May 17, 2021 verified as of May 18, 2021 at 09:25 AM

Data in this report are provisional and subject to change.

The numbers in the table below represent the number of Florida and non-Florida residents for whom test results were received by the Department of Health. A person can be tested by more than one laboratory and can have both positive and negative results. **Therefore, the sum of the numbers in each column will be larger than the total number of people tested.**

Reporting lab	Inconclusive	Negative	Positive	Percent positive	Total
CITY OF LAKE MARY EMPLOYEE HEALTH CENTER		18	4	18%	22
GRACE WELLNESS CENTER		8	13	62%	21
CVS PHARMACY		1	20	95%	21
FLORIDA HOSPITAL WINTER GARDEN		17	4	19%	21
ADVENTHEALTH MEDICAL GROUP	1	14	6	29%	21
MC DIAGNOSTIC OF CONNECTICUT, PC #1960		21			21
KIMBERLY J HENDERSON MD PC		20	1	5%	21
Floral Health and Rehabilitation, LLC		20	1	5%	21
ST JUDE CHILDRENS RESEARCH HOSPITAL		21			21
BAY PEDIATRICS PA		18	3	14%	21
TINA'S ASSISTED LIVING FACILITY CORP		21			21
MAIMONIDES MEDICAL CENTER		18	3	14%	21
UPMC CHAUTAUQUA AT WCA LABORATORY		20	1	5%	21
Citymd Of Lacey		18	3	14%	21
URGENT TEAM		17	4	19%	21
CLEVELAND CLINIC FLORIDA		1	20	95%	21
SHELBY BAPTIST MEDICAL CENTER		16	5	24%	21
MINUTECLINIC DIAGNOSTIC OF TN PC #566		17	4	19%	21
CLINICAL PATHOLOGY LABORATORIES SOUTHEAST			21	100%	21
PRIMECARE OF DOTHAN-DALEVILLE CLINIC		16	5	24%	21
GOOD SAMARITAN SOCIETY OF DAYTONA		16	5	24%	21
ROCKLEDGE FAMILY HEALTH			21	100%	21
PICHARDO CLINIC, THE		19	2	10%	21
JEFFERSON K-12, A SOMERSET SCHOOL- CLINIC		17	4	19%	21
ARDEN COURTS OF WINTER SPRINGS		18	3	14%	21
VALHALLA MEDICS		21			21
ESTATES MEDICAL CENTER		12	9	43%	21
RHODE ISLAND DEPARTMENT OF HEALTH			21	100%	21
VALLEY IMMEDIATE CARE		18	3	14%	21
TENNESSEE DEPARTMENT OF HEALTH		15	6	29%	21
CARENOW URGENT CARE-BRENTWOOD		15	6	29%	21
INTERNATIONAL MEDICAL LABORATORY INC		21			21
GOOD SAMARITAN MEDICAL CENTER			21	100%	21
BROWNE MEDICAL		19	2	10%	21
CVS MINUTE CLINIC DIAGNOSTIC OF TEXAS, LLC		17	4	19%	21
CARESPOT EXPRESS HEALTHCARE			21	100%	21
WINTER PARK FAMILY PRACTICE LLC		17	4	19%	21
SELECT PHYSICIANS ALLIANCE		21			21
REGENCY SQUARE MALL - SEARS		4	17	81%	21
HARLEM HOSPITAL CENTER		20	1	5%	21
WACO HHSSURGEWACO	1	17	3	14%	21
POINT OF CARE CLINICS PRIMARY CARE		20	1	5%	21
MCWHORTER SCHOOL OF PHARMACY		20			20
MINUTECLINIC, LLC, DBA MINUTECLINIC #6		17	3	15%	20
KIDSWOOD PEDIATRICS CORP		6	14	70%	20
PONCE PLAZA NURSING & REHAB CENTER		4	16	80%	20
ANYTIME LAB, LLC		18	2	10%	20

# COVID-19: testing by laboratory

Data through May 17, 2021 verified as of May 18, 2021 at 09:25 AM

Data in this report are provisional and subject to change.

The numbers in the table below represent the number of Florida and non-Florida residents for whom test results were received by the Department of Health. A person can be tested by more than one laboratory and can have both positive and negative results. **Therefore, the sum of the numbers in each column will be larger than the total number of people tested.**

Reporting lab	Inconclusive	Negative	Positive	Percent positive	Total
PRATTVILLE BAPTIST HOSPITAL		16	4	20%	20
CARESPOT OF NOCATEE		1	19	95%	20
THE CANOPY AT HARPER LAKE	1		19	95%	20
FYZAMEDICAL, LLC		15	5	25%	20
PROFESSIONAL PARK PEDIATRICS PA			20	100%	20
FORT WALTON BEACH DEVELOPMENTAL CENTER		19	1	5%	20
MINUTE CLINIC		2	18	90%	20
REDITUS LABORATORIES			20	100%	20
MEDICAL EXPRESS CORP		18	2	10%	20
COMMUNITY HOME HEALTH CARE		20			20
CALLAWAY CLINIC		14	6	30%	20
DEPT OF VA MEDICAL CENTER - BAY PINES			20	100%	20
CVS HEALTH, #3396		18	2	10%	20
CONSOLIDATED LAB SERVICES		10	10	50%	20
BROOKDALE MANDARIN CENTRAL		7	13	65%	20
ROBERT WOOD JOHNSON UNIVERSITY HOSP		18	2	10%	20
AHMG LAKE NONA PRIMARY CARE		20			20
SHIELDT3 LLC		20			20
FAMILY CARE CYPRESS CREEK		1	19	95%	20
FIRST CHOICE PEDIATRICS WINTER SPRINGS		15	5	25%	20
ORLANDO FAMILY PHYSICIANS INC		14	6	30%	20
PRIMARY CARE MEDICINE	1	13	6	30%	20
MINUTE CLINIC DIAGNOSTIC OF SOUTH CAROLINA		16	4	20%	20
AUBURN COMMUNITY HOSPITAL		18	2	10%	20
INTEGRATED FAMILY MEDICAL CENTER			20	100%	20
SONORA QUEST LABORATORIES			20	100%	20
BEST MEDICAL CENTER		11	9	45%	20
CLINIC OF PEDIATRICS & GI MEDICINE INC		1	19	95%	20
WINSHIPS PHARMACY INC		20			20
MINUTECLINIC DIAGNOSTIC OF MICHIGAN PC		19	1	5%	20
LEE MEMORIAL HEALTH SYSTEM D/B/A		18	2	10%	20
LAKE WORTH MANOR		19	1	5%	20
BRIDGEWAY HEALTH CLINICS INC		1	19	95%	20
ADVENTIST HEALTH SYSTEM		16	4	20%	20
URGENT CARE OF NEW YORK		19	1	5%	20
VIERA FAMILY MEDICINE AND WELLNESS		16	4	20%	20
CORONA NYC LAB		19	1	5%	20
ODYSSEY HEALTHCARE OF MARION COUNTY, LLC		19	1	5%	20
CARE POINT HEALTH & WELLNESS CENTER		19			19
SEVEN RIVERS REGIONAL MEDICAL CENTER		5	14	74%	19
CVS MINUTE CLINIC DIAGNOSTIC OF WISCONSIN		19			19
NO NAME		8	11	58%	19
CVS MINUTE CLINIC DIAGNOSTIC MED GRP OF CA		19			19
SAVANNAH STATE UNIVERSITY, COUNSELING		19			19
MC DIAGNOSTIC OF CONNECTICUT, PC #1966		19			19
MD PLUS URGENT CARE, LLC			19	100%	19
EMERALD COAST HOSPICE - CRESTVIEW		19			19

# COVID-19: testing by laboratory

Data through May 17, 2021 verified as of May 18, 2021 at 09:25 AM

Data in this report are provisional and subject to change.

The numbers in the table below represent the number of Florida and non-Florida residents for whom test results were received by the Department of Health. A person can be tested by more than one laboratory and can have both positive and negative results. **Therefore, the sum of the numbers in each column will be larger than the total number of people tested.**

Reporting lab	Inconclusive	Negative	Positive	Percent positive	Total
MEDEXPRESS URGENT CARE, MOON TOWNSHIP		18	1	5%	19
OCEAN REEF MEDICAL CENTER, LLC			19	100%	19
ASHRAF MEDICAL GROUP PLLC DBA PULSE M		18	1	5%	19
ANYLABTESTNOW		6	13	68%	19
ST. JUDES LABORATORIES		13	6	32%	19
JACKSON NORTH MEDICAL CENTER		2	17	89%	19
CVS GA2108POCT NORCROSS		16	3	16%	19
BENNETT PEDIATRICS		19			19
Atlanta VAMC		14	5	26%	19
CVS NC2357POCT HUNTERSVILLE		17	2	11%	19
BAY COUNTY HEALTH DEPARTMENT		14	5	26%	19
LAB INTERMARKET FACILITY LAB		1	18	95%	19
FLORIDA COMMUNITY HEALTH CENTER OF ST. LUCIE		1	18	95%	19
KAILOS GENETICS INC		16	3	16%	19
FOX FAMILY PRACTICE		19			19
WELLSTAR NORTH FULTON HOSPITAL LABORAT		17	2	11%	19
DAVID LAWRENCE CENTER INC		16	3	16%	19
ABC PEDIATRICS OF PORT ST LUCIE		17	2	11%	19
MED HEALTH SERVICES		18	1	5%	19
COMPREHENSIVE CHILDCARE ASSOCIATES		11	8	42%	19
THE CLINIC PREMISE HEALTH		13	6	32%	19
FRUITVILLE URGENT CARE			19	100%	19
INTEGRATED REGIONAL LABORATORIES - LARGO			19	100%	19
CAREHERE- LCS LEESBURG			19	100%	19
CLERMONT ADVENTHEALTH CENTRA CARE		1	18	95%	19
MICHELLE S PAGE MD PA		18	1	5%	19
BAPTIST MEMORIAL HEALTH CARE		17	2	11%	19
LOVING CARE OF THE TREASURE COAST LLC	1	13	5	26%	19
GENOTOX LABORATORIES		16	3	16%	19
ALL PEDIATRIC CARE			19	100%	19
COLLEGE POINT URGENT CARE		16	3	16%	19
ELTINGVILLE CIRCLE URGENT CARE		18	1	5%	19
CVS MINUTE CLINIC, LLC		15	4	21%	19
UM MILLER SCHOOL OF MEDICINE			19	100%	19
JACKSON LABORATORY FOR GENOMIC MEDICIN		19			19
MC DIAGNOSTIC OF CONNECTICUT , PC # 3		17	2	11%	19
CORNER OAK ESTATE LLC		19			19
ROYAL PALM MEDICAL GROUP, INC		19			19
BAYVIEW MEDICAL		19			19
STONE WASH CLINICAL LABORATORIES		2	17	89%	19
AURORA UNIVERSITY WELLNESS CENTER		19			19
NANO HEALTH ASSOCIATES LLC		19			19
STAT MEDICAL CLINIC III INC		13	6	32%	19
MINUTECLINIC LLC #5176		15	3	17%	18
MINUTECLINIC DIAGNOSTIC OF TN PC #643		14	4	22%	18
ST LUKES ROOSEVELT LABORATORY		15	3	17%	18
MOORINGS PARK OAKSTONE AT GREY OAKS		17	1	6%	18

# COVID-19: testing by laboratory

Data through May 17, 2021 verified as of May 18, 2021 at 09:25 AM

Data in this report are provisional and subject to change.

The numbers in the table below represent the number of Florida and non-Florida residents for whom test results were received by the Department of Health. A person can be tested by more than one laboratory and can have both positive and negative results. **Therefore, the sum of the numbers in each column will be larger than the total number of people tested.**

Reporting lab	Inconclusive	Negative	Positive	Percent positive	Total
MONTEFIORE ST LUKE'S CORNWALL HOSPITAL		14	4	22%	18
UNIVERSITY OF MIAMI MILLER SCHOOL			18	100%	18
CARENOW URGENT CARE-WEST END		13	5	28%	18
GENERAL INTERNAL MEDICINE MEDICAL CTR CLINIC		13	5	28%	18
MADISON CORE LABORATORIES		17	1	6%	18
MINUTE-CLINIC DIAGNOSTIC OF VIRGINIA, LLC #2003		15	3	17%	18
MEDEXPRESS URGENT CARE LEWISBURG		17	1	6%	18
MINUTECLINIC DIAGNOSTIC OF ILLINOIS LL		16	2	11%	18
BAPTIST PRIMARY CARE PONTE VEDRA		12	6	33%	18
ADVENT HEALTH - WINTER HAVEN		8	10	56%	18
INTERMOUNTAIN CENTRAL LAB		1	17	94%	18
MIRIMUS INC		1	17	94%	18
LAKEVIEW HEALTH SYSTEMS			18	100%	18
PPD - IXLAYER		17	1	6%	18
Crestwood Nursing Center		8	10	56%	18
BERGEN NEW BRIDGE M		16	2	11%	18
CARENOW URGENT CARE-DONELSON		13	5	28%	18
CABOT RESERVE ON THE GREEN		18			18
PALATKA VA CBOC		17	1	6%	18
HUNTINGTON URGENT CARE		17	1	6%	18
MINUTECLINIC #8699		14	4	22%	18
MINUTE CLINIC DIAGNOSTIC MED GRP		17	1	6%	18
SANTA ROSA COUNTY JAIL - WELLPATH			18	100%	18
TPCA CLINICAL LABORATORIES		15	3	17%	18
MEDEXPRESS URGENT CARE - ROBINSON TWP, STEUBENVILLE PIKE		16	2	11%	18
CLEVELAND CLINIC			18	100%	18
Terrace of Jacksonville		3	15	83%	18
BROOKDALE ST AUGUSTINE		1	17	94%	18
MI CASA DORADA ASSISTED LIVING FACILIT		18			18
CVS TX7162POCT HOUSTON		18			18
CRANES VIEW LODGE			18	100%	18
MINUTECLINIC DIAGNOSTIC OF TN PC #6415		14	4	22%	18
AVALON FAMILY RESORT ASSISTED LIVING LLC		18			18
MEDEXPRESS URGENT CARE- MARYLAND		15	3	17%	18
CVS MINUTE CLINIC DIAGNOSTIC PA		13	5	28%	18
ASCENSION ST VINCENT'S PRIMARY CARE		1	17	94%	18
ADVENT HEALTH - ZEPHYRHILLS			18	100%	18
MARION COUNTY HEALTH DEPARTMENT		17	1	6%	18
OSCEOLA ALF OPERATOR, LLC DBA□		18			18
URGENT CARE AT LONGWOOD			18	100%	18
NORTHERN WESTCHESTER HOSPITAL LABORATORY		16	2	11%	18
UC HEALTH UNIVERSITY HOSPITAL		15	3	17%	18
XPRESS WELLNESS URGENT CARE			18	100%	18
DR PHILLIPS MEDICAL WELLNESS CENTER		13	5	28%	18
MASSACHUSETTS GENERAL HOSPITAL		2	16	89%	18
MINUTE CLINIC LLC #5706		16	2	11%	18
TENDER CARE ALF		18			18

# COVID-19: testing by laboratory

Data through May 17, 2021 verified as of May 18, 2021 at 09:25 AM

Data in this report are provisional and subject to change.

The numbers in the table below represent the number of Florida and non-Florida residents for whom test results were received by the Department of Health. A person can be tested by more than one laboratory and can have both positive and negative results. **Therefore, the sum of the numbers in each column will be larger than the total number of people tested.**

Reporting lab	Inconclusive	Negative	Positive	Percent positive	Total
AURORA DIAGNOSTICS		6	12	67%	18
IONA COLLEGE HEALTH & WELLNESS CENTER		18			18
BRONSON FIRE DEPARTMENT		18			18
WALGREEN EASTERN CO, INC		18			18
107TH PLACE GROUP HOME		18			18
FORT HAMILTON URGENT CARE		18			18
ST JOSEPH HOSPITAL		16	1	6%	17
MEDEXPRESS URGENT CARE - LAFAYETTE		16	1	6%	17
UNIVERSITY OF ALABAMA - FUNGAL REFERENCE LABORATORY		12	5	29%	17
LILY'S PROMISE AL#12775		17			17
DIEGO FALLON MD PA		6	11	65%	17
MARCO DRUGS AND COMPOUNDING		13	4	24%	17
NORTHWESTERN MEMORIAL HOSPITAL			17	100%	17
COMMUNITY HEALTH OF SOUTH FLORIDA INC			17	100%	17
UNIVERSITY LAB			17	100%	17
VIGILINT HEALTHCARE		15	2	12%	17
BRYAN WHITFIELD MEMORIAL HOSPITAL		12	5	29%	17
SARASOTA MEDICAL CENTER		6	11	65%	17
NEMOURS CHILDREN'S URGENT			17	100%	17
INHEALTH LIFE SCIENCES		6	11	65%	17
LYNN KEEFE, MD PEDIATRICS		14	3	18%	17
COAST MED URGENT CARE		16	1	6%	17
TOXUSALABS DBA CONNECTDX LABS		14	3	18%	17
CARE NOW, INC		13	4	24%	17
BAY BREEZE HEALTH AND REHABILITATION CENTER		9	8	47%	17
INN AT LAKE SEMINOLE SQUARE, THE		17			17
MINUTECLINIC DIAG OF IND, LLC #6697		15	2	12%	17
FLORIDA KEYS CONCIERGE MEDICINE, LLC		15	2	12%	17
CVS CA9715POCT THOUSAND OAKS		17			17
RIVERSIDE MEDICAL GROUP		16	1	6%	17
MINUTECLINIC DIAGNOSTIC OF NEW MEXICO		17			17
WALGREENS #06416		16	1	6%	17
YORKVILLE PEDIATRIC URGENT CARE		17			17
MINUTE CLINIC LLC #5733		17			17
HEALTHCARE NOW			17	100%	17
INFEXIONSHIELD INC.		17			17
ALBIBI		1	16	94%	17
ACM MEDICAL LABORATORY ALLIANCE		14	3	18%	17
MINUTECLINIC DIAGNOSTIC OF OKLAHOMA		14	3	18%	17
WELLINGTON FAMILY PRACTICE		13	4	24%	17
PRIMARY CARE WALK IN CLINIC PLLC			17	100%	17
GENETIC TECHNOLOGICAL INNOVATIONS			17	100%	17
BLOUNT MEMORIAL HOSPITAL		14	3	18%	17
MINUTECLINIC DIAGNOSTIC OF VIRGINIA, LLC #1416		16	1	6%	17
SOMA MEDICAL CENTER PA			17	100%	17
STARLING AT NOCATEE			17	100%	17
BROOKDALE CROWN POINT			17	100%	17

# COVID-19: testing by laboratory

Data through May 17, 2021 verified as of May 18, 2021 at 09:25 AM

Data in this report are provisional and subject to change.

The numbers in the table below represent the number of Florida and non-Florida residents for whom test results were received by the Department of Health. A person can be tested by more than one laboratory and can have both positive and negative results. **Therefore, the sum of the numbers in each column will be larger than the total number of people tested.**

Reporting lab	Inconclusive	Negative	Positive	Percent positive	Total
CVS MINUTE CLINIC DIAGNOSTIC OF VIRGINIA		17			17
LEHIGH VALLEY HOSPITAL		3	14	82%	17
PARRISH HEALTH CENTER		14	3	18%	17
URGENT CARE WEST CLINIC		14	3	18%	17
EAR NOSE & THROAT ASSOCIATES OF MANATEE PA		17			17
GNT ASSOCIATES		16	1	6%	17
ESTATES MEDICAL CENTER INC		4	13	76%	17
UVMMC MICROBIOLOGY		16	1	6%	17
RESOLVE MOLECULAR DIAGNOSTICS		13	4	24%	17
TIFT REGIONAL HEALTH SYSTEM, INC		17			17
CVS TX7288POCT DALLAS		13	4	24%	17
PROHEALTH CARE ASSOCIATES MOBILE		13	3	19%	16
CVS MINUTE CLINIC DIAG OF IND, LLC #6549		15	1	6%	16
MEDICINE AT LONGWOOD		16			16
RICH STREET GROUP HOME		9	7	44%	16
CULINARY INSTITUTE OF AMERICA STUDENT	3	13			16
NOVALIFE MEDSPA			16	100%	16
STATEN ISLAND UNIVERSITY HOSPITAL SEGUINE AVE		13	3	19%	16
INTERNAL MEDICINE ASSOCIATES & SPECIALTIES INC		15	1	6%	16
HODGES CLUSTER		2	14	88%	16
BVL PEDIATRICS		14	2	13%	16
URGENT CARE CLINIC OF LINCOLN		14	2	13%	16
MINNEOLA PLACE A HOMEBRIDGE COMMUNITY		16			16
NORTHWEST FLORIDA ENT, PA		5	11	69%	16
St Joseph's Hospital & Medical Center		14	2	13%	16
GOLDMAN SACHS HEALTH CENTER	1	14	1	6%	16
INDIANA STATE DEPARTMENT OF HEALTH		1	15	94%	16
MILLENNIUM PHYSICIAN GRP LLC NAPLES PINE RIDGE			16	100%	16
BONIFAY NURSING AND REHABILITATION CENTER			16	100%	16
PRESBYTERIAN MEDICAL SERVICES		16			16
PRO HEALTH FAMILY PHYSICIANS, NYSTROM		16			16
Heartland Healthcare Center Boca Raton		2	14	88%	16
ATMORE NURSING CENTER		15	1	6%	16
PANAMA CITY VITAS HOSPICE		16			16
SUFFRIDGE DRIVE GROUP HOME		16			16
KETAMINE HEALTH CENTERS AT BONITA SPRINGS, LLC		16			16
NORTHWEST FLORIDA SLEEP		1	15	94%	16
PROMUS DIAGNOSTICS, LLC			16	100%	16
WALGREENS #04176		13	3	19%	16
ALL FLORIDA FAMILY & SPORTS MEDICINE		15	1	6%	16
ST AUGUSTINE PLANTATION		1	15	94%	16
Lab MSMC Hialeah			16	100%	16
MONTEFIORE NYACK HOSPITAL AFFILIATED LABORATORY		14	2	13%	16
JS HEALTHCARE INC		16			16
HUDSON VALLEY HOSPITAL CENTER LABORATORY		15	1	6%	16
XERA MED RESEARCH			16	100%	16
MC DIAGNOSTIC OF CONNECTICUT PC #459		16			16

# COVID-19: testing by laboratory

Data through May 17, 2021 verified as of May 18, 2021 at 09:25 AM

Data in this report are provisional and subject to change.

The numbers in the table below represent the number of Florida and non-Florida residents for whom test results were received by the Department of Health. A person can be tested by more than one laboratory and can have both positive and negative results. **Therefore, the sum of the numbers in each column will be larger than the total number of people tested.**

Reporting lab	Inconclusive	Negative	Positive	Percent positive	Total
MIAMI BEACH MEDICAL GROUP LLC			16	100%	16
UNAVAILABLE/UNKNOWN/NO INFORMATION FOUND			16	100%	16
CRUCIAL CARE		10	6	38%	16
CENTRAL JERSEY URGENT CARE OF EATONTOW		15	1	6%	16
FLORIDA MEDICAL ASSOCIATES LLC		9	7	44%	16
MINUTE CLINIC LLC #6765		16			16
DAVITA DIALYSIS		4	12	75%	16
OKEECHOBEE HEALTHCARE FACILITY			16	100%	16
SRMC AVALON		9	7	44%	16
UNIVERSITY HOSPITAL UC HEALTH		11	5	31%	16
WALGREENS #07936		15	1	6%	16
TMH FSU RAPID LABORATORY		2	14	88%	16
NOVANT HEALTH GOHEALTH URGENT CARE-HARRISBURG		8	8	50%	16
JOSEPH MIGNOGNA		13	3	19%	16
MORTON PLANT MEASE			16	100%	16
VERO DIAGNOSTICS		15	1	6%	16
BELLEVUE HOSPITAL CENTER DEPARTMENT		16			16
MINUTECLINIC DIAGNOSTIC OF VIRGINIA		16			16
ALAN L MELOTEK MD		16			16
FAST TRACK URGENT CARE CENTER - TYRONE			16	100%	16
PROMEDICA LABORATORIES		11	5	31%	16
SURGERY CENTER OF CORAL GABLES LLC,THE		12	4	25%	16
CVS GA2147POCT KENNESAW		11	4	27%	15
DELIVER MY MEDS CORP		15			15
CVS NC187POCT CHARLOTTE		14	1	7%	15
LONG ISLAND JEWISH VALLEY STREAM		14	1	7%	15
OPTIONS FOR SENIORS INC DBA PALM KREST MANOR		12	3	20%	15
FLORIDA DEPARTMENT OF HEALTH IN HILLSBOROUGH COUNTY		1	14	93%	15
DIATHERIX		13	2	13%	15
FAMILY CARE CENTER OF ARLINGTON		10	5	33%	15
LIFE'S SPECIAL MOMENTS INC		15			15
MC DIAGNOSTIC OF CONNECTICUT, PC # 257		14	1	7%	15
PARROTT MEDICAL CLINIC			15	100%	15
EASTLAKE PEDIATRICS - TRINITY		15			15
OPIS ISLAND LAKE CENTER		13	2	13%	15
FAMILY CARE			15	100%	15
MEDEXPRESS URGENT CARE-ALTOONA		13	2	13%	15
SARASOTA - ROBERT L TAYLOR COMMUNITY CENTER		1	14	93%	15
MILTON 4707		15			15
CVS NY491POCT JACKSON HEIGHTS		15			15
RICHMOND UNIVERSITY MEDICAL CENTER		12	3	20%	15
MEDLABS DIAGNOSTICS		11	4	27%	15
BROOKLYN HOSPITAL CENTER DOWNTOWN CAMPUS		15			15
LAKE CO SCHOOLS EMPLOYEE HEALTH & WELLNESS CENTER	1	11	3	20%	15
SINAI HOSPITAL OF BALTIMORE		15			15
MEDEXPRESS URGENT CARE - BENTON HARBOR		14	1	7%	15
BAPTIST MEDICAL CENTER EAST		11	4	27%	15

# COVID-19: testing by laboratory

Data through May 17, 2021 verified as of May 18, 2021 at 09:25 AM

Data in this report are provisional and subject to change.

The numbers in the table below represent the number of Florida and non-Florida residents for whom test results were received by the Department of Health. A person can be tested by more than one laboratory and can have both positive and negative results. **Therefore, the sum of the numbers in each column will be larger than the total number of people tested.**

Reporting lab	Inconclusive	Negative	Positive	Percent positive	Total
CUSTEAD CARE CENTER HAVEN HOSPICE		12	3	20%	15
NORTH COUNTRY FAMILY HEALTH CENTER INC		15			15
MINUTECLINIC #788		13	2	13%	15
Hackensack Umc Mountainside		14	1	7%	15
GADSDEN REGIONAL MEDICAL CENTER		15			15
CVS TX8321POCT MCKINNEY		15			15
PATHLINE			15	100%	15
MEADOWCREST MOLECULAR DIAGNOSTICS, LLC			15	100%	15
HEALTH MED HOME CARE, LLC		15			15
MINUTECLINIC DIAGNOSTIC OF TN, PC 6438		13	2	13%	15
MEDEXPRESS URGENT CARE - PANTOPS		13	2	13%	15
NORTHSIDE HOSPITAL FORSYTH		13	2	13%	15
HIRAM COLLEGE HEALTH CENTER (ABBOTT)		13	2	13%	15
CARDIOTHORACIC SURGERY OF HYDE PARK			15	100%	15
MINUTECLINIC, LLC, DBA MINUTECLINIC #2		13	2	13%	15
SKIN WELLNESS PHYSICIANS LLC		15			15
MIRACLE ALF INC		15			15
MINUTECLINIC DIAGNOSTIC OF RHODE ISLAND		12	3	20%	15
WALK IN URGENT CARE			15	100%	15
UNIVERSITY HOSPITALS OF CLEVELAND		9	6	40%	15
MINUTECLINIC DIAGNOSTIC OF GEORGIA, LL		12	3	20%	15
PREMIER LABORATORY SERVICES, LLC		5	10	67%	15
MADISON COUNTY HEALTH DEPARTMENT		8	7	47%	15
SOMA MEDICAL CENTER, P.A.			15	100%	15
MONTEFIORE MEDICAL CENTER LABORATORIES - WEILER		11	4	27%	15
NIGHT OWL PEDIATRICS URGENT CARE			15	100%	15
MEDLAB ASSOCIATES LLC		15			15
Astoria Health and Rehab		15			15
WELLMED AT PORT ST LUCIE WEST		10	5	33%	15
GULF COAST VILLAGE HOME HEALTH INC		4	11	73%	15
MEDI-DRUG INC		13	2	13%	15
WESTERN NEW YORK IMMEDIATE MEDICAL CAR		13	2	13%	15
CVS HEALTH, #2043		15			15
AJU GEORGE MD PA			15	100%	15
CVS TN2179POCT MURFREESBORO		14	1	7%	15
MINUTECLINIC DIAGNOSTIC OF NEW JERSEY, LLC # 7069		15			15
OAKMONTE VILLAGE OF DAVIE			15	100%	15
ST JOSEPH WOMENS HOSPITAL			15	100%	15
TELEVISIT MALABAR PEDIATRICS		5	10	67%	15
BRIDGE DIAGNOSTICS			15	100%	15
MINUTECLINIC, DIAGNOSTIC OF TEXAS, LL		14	1	7%	15
HOLLEY-NAVARRE MEDICAL CLINIC		5	10	67%	15
BROWARD MEDICAL AND URGENT CARE		15			15
HAVEN HOSPICE IN CHIEFLAND		9	6	40%	15
BESSENT ROAD GROUP HOME		15			15
ADVENTIST HEALTH SYSTEM FLORIDA DEPT OF HEALTH		9	6	40%	15
ORLANDO HEALTH		2	13	87%	15



# COVID-19: testing by laboratory

Data through May 17, 2021 verified as of May 18, 2021 at 09:25 AM

Data in this report are provisional and subject to change.

The numbers in the table below represent the number of Florida and non-Florida residents for whom test results were received by the Department of Health. A person can be tested by more than one laboratory and can have both positive and negative results. **Therefore, the sum of the numbers in each column will be larger than the total number of people tested.**

Reporting lab	Inconclusive	Negative	Positive	Percent positive	Total
WELLMED AT SOUTH PARSONS		11	3	21%	14
HORIZON MEDICAL GROUP		12	2	14%	14
IGENEX INC		14			14
EAST GEORGIA REGIONAL MEDICAL CENTER		13	1	7%	14
QUEENS UNIVERSITY OF CHARLOTTE		14			14
ADVICE FOR OPTIMAL WELLNESS		11	3	21%	14
TAPESTRY TALLAHASSEE WALDEN		14			14
BOCA SIMON		2	12	86%	14
TLC FAMILY CARE HOME INC		14			14
MERCY MEDICAL CENTER		7	7	50%	14
PT&J REHAB - VILLAGE OF ROYAL PALM BEACH		12	2	14%	14
SIGMUND LABS LLC		14			14
MINUTECLINIC DIANOSTIC OF VIRGINA, LL		13	1	7%	14
The Evangelical Lutheran Good Samaritan Society		14			14
MELBOURNE FAMILY PRACTICE		12	2	14%	14
ST CLOUD MEDICAL GROUP		12	2	14%	14
POLK CHD BARTOW		13	1	7%	14
DYNAMIC HEALTH CENTERS INC		9	5	36%	14
SUMMIT ATLANTIC SURGERY CENTER		14			14
MINUTECLINIC DIAGNOSTICS OF IND, LLC		14			14
PHELPS HOSPITAL LABORATORY		12	2	14%	14
MINUTE CLINIC LLC #1909		14			14
MINUTE-CLINIC DIAGNOSTIC OF VIRGINIA, LLC		14			14
HAVEN HOSPICE			14	100%	14
FAMILY PRACTICE ON THE GO		6	8	57%	14
NEW YORK PRESBYTERIAN - LOWER MANHATTAN		14			14
CVS MINUTE CLINIC, LLC #22		13	1	7%	14
CVS TN5601POCT LENOIR CITY		12	2	14%	14
CVS MINUTE CLINIC DIAGNOSTIC		13	1	7%	14
STEWART MELBOURNE HOSPITAL, INC	1		13	93%	14
MINUTECLINIC MINUTECLINIC #8505		12	2	14%	14
PIEDMONT ATHENS REGIONAL MEDICAL		12	2	14%	14
MINUTE CLINIC OF KANSAS PA		8	6	43%	14
CVS PA6902POCT BRYN MAWR		12	2	14%	14
SOUTHEASTERN UNIVERSITY INC		14			14
SOUTHEASTERN LABORATORY			14	100%	14
MINUTECLINIC DIAGNOSTIC OF TN, PC 6304		12	2	14%	14
LPG PRIMARY CARE AT LABELLE		12	2	14%	14
CENTRAL JERSEY URGENT CARE		13	1	7%	14
MHHS All Lab Subsection		14			14
FG RAPID RESULTS LLC		8	6	43%	14
EPIPHANY HEALTH		8	6	43%	14
Solaris Healthcare Pensacola			14	100%	14
HEALTHFIRST ADVENT HEALTH CENTRA CARE COCOA BEACH			14	100%	14
FAMILY MEDICINE OF WESTON LLC		6	8	57%	14
DESOTO HEALTH AND REHAB LLC		9	5	36%	14
TALLAHASSEE PRIMARY CARE ASSOCIATES PA		12	2	14%	14

# COVID-19: testing by laboratory

Data through May 17, 2021 verified as of May 18, 2021 at 09:25 AM

Data in this report are provisional and subject to change.

The numbers in the table below represent the number of Florida and non-Florida residents for whom test results were received by the Department of Health. A person can be tested by more than one laboratory and can have both positive and negative results. **Therefore, the sum of the numbers in each column will be larger than the total number of people tested.**

Reporting lab	Inconclusive	Negative	Positive	Percent positive	Total
EFFINGER HEALTH, PA		14			14
MINUTE CLINIC DIAGNOSTIC OF NORTH CAROLINA		13	1	7%	14
CITY OF WEST PALM BEACH EMPLOYEE & FAMILY HEALTH		14			14
LEE COMMUNITY HEALTHCARE INC DUNBAR		12	2	14%	14
LUCID DIAGNOSTICS LABS			14	100%	14
ALASKA PUBLIC HEALTH LAB		1	13	93%	14
DIAMOND SPEEDWAY DIALYSIS		1	13	93%	14
CVS CA9113POCT CHULA VISTA		14			14
MINUTE CLINIC LLC #2775		13	1	7%	14
CVS TN5639POCT FARRAGUT		11	3	21%	14
NORTHEAST PEDIATRICS			14	100%	14
MC DIAGNOSTIC OF CONNECTICUT, PC #1043		14			14
ARNOT OGDEN MEDICAL CENTER LABORATORY		14			14
DYNAMIC DNA LAB		1	13	93%	14
MINUTECLINIC DIAGNOSTIC OF TN, PC 4992		14			14
DOCTORS EXPRESS OF ST PETERSBURG		4	10	71%	14
ACCESS HOME HEALTH OF FLORIDA LLC		14			14
BAPTIST HEALTH			14	100%	14
SUNCOAST COMMUNITY HEALTH CENTERS INC		4	10	71%	14
CVS HEALTH MINUTE CLINIC		1	13	93%	14
MED TECH SERVICES OF PALM BEACH INC		14			14
MINUTECLINIC, LLC #1492		14			14
MY WELLNESS EXPRESS			14	100%	14
METHODIST MEDICAL CENTER		11	3	21%	14
MINUTECLINIC DIAGNOSTIC OF NORTH CAROLINA, PC		13	1	7%	14
RIVERSIDE COTTAGES AT THE SHORES, LLC			14	100%	14
AFC URGENT CARE - CEDAR GROVE		11	2	15%	13
SAMARITAN MEDICAL CENTER		13			13
MINUTE CLINIC DIAGNOSTIC OF SC, LLC #42		12	1	8%	13
MEDEXPRESS URGENT CARE MONACA		13			13
FLORIDA STATE HOSPITAL			13	100%	13
MINUTECLINIC DIAGNOSTIC OF VIRGINIA, LLC #255		13			13
AVALON MEDICAL WALK IN CLINIC			13	100%	13
CLINICAL LABORATORY SERVICES			13	100%	13
MEYER PEDIATRICS CHTD		11	2	15%	13
MINUTECLINIC DIAGNOSTIC OF MAINE, LLC		11	2	15%	13
AVENTURA HOSPITAL AND MEDICAL CENTER			13	100%	13
CROSS CARE CENTER			13	100%	13
MEDEXPRESS URGENT CARE-LATROBE		12	1	8%	13
MINUTECLINIC, LLC #244		12	1	8%	13
MEDEXPRESS URGENT CARE - SALEM		9	4	31%	13
CVS TX8387POCT AUSTIN		13			13
MEDHELP LAKESHORE PC		11	2	15%	13
MINUTE CLINIC, LLC #4650		11	2	15%	13
CAPE CORAL URGENT CARE		9	4	31%	13
VALDOSTA FAMILY MEDICINE		1	12	92%	13
CVS MINUTE CLINIC DIAGNOSTIC MED GRP OF SAN		11	2	15%	13

# COVID-19: testing by laboratory

Data through May 17, 2021 verified as of May 18, 2021 at 09:25 AM

Data in this report are provisional and subject to change.

The numbers in the table below represent the number of Florida and non-Florida residents for whom test results were received by the Department of Health. A person can be tested by more than one laboratory and can have both positive and negative results. **Therefore, the sum of the numbers in each column will be larger than the total number of people tested.**

Reporting lab	Inconclusive	Negative	Positive	Percent positive	Total
MINUTECLINIC LLC # 3401		13			13
RED MOUNTAIN DIAGNOSTICS		13			13
MINUTE CLINIC DIAGNOSTIC OF VIRGINIA, LLC #1905		13			13
CVS MINUTE CLINIC DIAGNOSTIC OF TN #3293		12	1	8%	13
CVS OH3301POCT WOODMERE		13			13
SANDGATE GARDENS REHAB & NURSING CENTER		3	10	77%	13
LANE PEDIATRICS PA		1	12	92%	13
CURATIVE		1	12	92%	13
MINUTE CLINIC LLC #0169		11	2	15%	13
BROOKDALE DELAND			13	100%	13
GULF COAST MEDICAL GROUP		5	8	62%	13
CLEVELAND TENNESSEE HOSPITAL COMPANY		11	2	15%	13
MINUTECLINIC DIAGNOSTIC OF TN PC #386		12	1	8%	13
CVS NC7213POCT MATTHEWS		10	3	23%	13
RDX BIOSCIENCE INC		10	3	23%	13
URGENT MEDICAL CENTER INC		5	8	62%	13
BARRANCO CLINIC,THE	3	9	1	8%	13
SOMA MEDICAL CENTER PA #4			13	100%	13
ADVENTHEALTH MEDICAL GROUP INTERNAL MEDICINE		10	3	23%	13
MEDEXPRESS URGENT CARE - CHRISTIANBURG		9	4	31%	13
CVS PA1671POCT LANCASTER		13			13
Sunnyside Care Center		13			13
LAKELAND REGIONAL HEALTH GRASSLANDS		12	1	8%	13
RUSSELL MEDICAL CENTER		12	1	8%	13
MISSOURI DEPARTMENT OF HEALTH AND SENIOR SERVICES			13	100%	13
SOUTHEAST FAMILY HEALTHCARE CENTER			13	100%	13
CONSULATE HEALTH CARE OF PENSACOLA			13	100%	13
NATIONAL GENETICS INST LABCORP		4	9	69%	13
CVS GA3766POCT DACULA		11	2	15%	13
Signature Healthcare of Savannah		13			13
WORLD WRESTLING ENTERTAINMENT			13	100%	13
EAR NOSE AND THROAT ASSOCIATES OF MANATEE, P.A.		10	3	23%	13
VILLA OF KINGS AND QUEENS OF DELRAY		13			13
MINUTECLINIC LLC (1435)		12	1	8%	13
MINUTECLINIC DIAGNOSTIC OF ILLINOIS		11	2	15%	13
MINUTECLINIC, LLC, MINUTECLINIC #7637		11	2	15%	13
ESCAMBIA COMMUNITY CLINIC		2	11	85%	13
HARBOR CHASE OF JACKSONVILLE			13	100%	13
ROCKLEDGE		3	10	77%	13
MAINSTREET FAMILY SELECT		1	12	92%	13
CVS MA6505POCT NEWTON		13			13
PARKWEST MEDICAL CENTER		11	2	15%	13
CVS MINUTE CLINIC DIAGNOSTIC PA #3060		11	2	15%	13
ALL 4 KIDZ PEDIATRICS		9	4	31%	13
CVS TX8351POCT BEAUMONT		11	2	15%	13
VA Primary Care Clinic at Meharry		12	1	8%	13
BLOOMINGDALE PEDIATRIC ASSOCIATES PA			13	100%	13

# COVID-19: testing by laboratory

Data through May 17, 2021 verified as of May 18, 2021 at 09:25 AM

Data in this report are provisional and subject to change.

The numbers in the table below represent the number of Florida and non-Florida residents for whom test results were received by the Department of Health. A person can be tested by more than one laboratory and can have both positive and negative results. **Therefore, the sum of the numbers in each column will be larger than the total number of people tested.**

Reporting lab	Inconclusive	Negative	Positive	Percent positive	Total
ORMOND MEDICAL ARTS		3	10	77%	13
THE PLAZA AT PARKSQUARE		13			13
COMPASS URGENT CARE		8	5	38%	13
PHASE2 LABS	2	9	2	15%	13
MINUTECLINIC, LLC, DBA MINUTECLINIC #6106		11	2	15%	13
IN-OFFICE LAB		12	1	8%	13
WANTAGH URGENT CARE		10	3	23%	13
ALBION COLLEGE (ABBOTT)		13			13
WALGREENS # 03608		9	4	31%	13
ORCHID COVE		3	10	77%	13
SHELBY COUNTY HEALTH CARE CORPORATION		10	3	23%	13
MOODY MANOR		13			13
OPTUM PRIMARY CARE		2	11	85%	13
CAN COMMUNITY HEALTH, INC		11	2	15%	13
CVS NY549POCT RIDGEWOOD		10	3	23%	13
MINUTECLINIC, LLC #4682		8	5	38%	13
ST CLOUD COMPOUNDING PHARMACY & WELLNESS CENTER		12	1	8%	13
GLENBROOKE AT PALM BAY			13	100%	13
CORAL LANDING ASSISTED LIVING		11	2	15%	13
UNIVERSITY OF MIAMI MILLER SCHOOL OF MEDICINE			13	100%	13
DEVEREUX FLORIDA CHILDRENS CENTER			13	100%	13
MINUTE CLINIC LLC # 2033		10	2	17%	12
BENSONHURST URGENT CARE		11	1	8%	12
CVS MINUTE CLINIC DIAGNOSTIC OF TEXAS,LLC		10	2	17%	12
LONGWOOD PEDIATRICS LLC			12	100%	12
MEDPRO URGENT CARE CENTER INC		12			12
MONROE COUNTY HOSPITAL		9	3	25%	12
FLORIDA DEPARTMENT OF HEALTH WASHINGTON COUNTY		7	5	42%	12
THE POTTER'S HOUSE AT CANNON POINT		12			12
CFS WELLNESS AND MED SPA LLC			12	100%	12
GEORGE W FERGUSON MD-CONCIERGE MEDICAL SERVICES PL		11	1	8%	12
MINUTECLINIC 7196		11	1	8%	12
APPLE DIAGNOSTICS LAB		5	7	58%	12
VITALANT		1	11	92%	12
HEART OF FLORIDA HEALTH CENTER INC		4	8	67%	12
NAPLES GREEN VILLAGE		12			12
IREPERTOIRE_MOL_LAB		12			12
ST PETER'S UNIVERSITY HOSPITAL		9	3	25%	12
ACADIAN DIAGNOSTIC LABORATORIES		8	4	33%	12
SAMARITAN HOSPITAL LABORATORY		11	1	8%	12
WOODLAND TOWERS		6	6	50%	12
Westchester General Hospital			12	100%	12
AMERICAN HOUSE FORT MYERS		12			12
WINKLER COURT		10	2	17%	12
MINUTECLINIC DIAGNOSTIC OF TN PC #5671		8	4	33%	12
JOHN W NORRIS III MD PA	1		11	92%	12
MC DIAGNOSTIC OF CONNECTICUT, PC #114		12			12

# COVID-19: testing by laboratory

Data through May 17, 2021 verified as of May 18, 2021 at 09:25 AM

Data in this report are provisional and subject to change.

The numbers in the table below represent the number of Florida and non-Florida residents for whom test results were received by the Department of Health. A person can be tested by more than one laboratory and can have both positive and negative results. **Therefore, the sum of the numbers in each column will be larger than the total number of people tested.**

Reporting lab	Inconclusive	Negative	Positive	Percent positive	Total
MINUTE CLINIC LLC #10203		9	3	25%	12
VILLA HEALTH NH LLC		10	2	17%	12
MI2297090CV HOLLAND-23D2189684		12			12
TRANSPLANT GENOMICS INC (EUROFINS)		12			12
PUTNAM COUNTY HEALTH DEPARTMENT		12			12
OHIO STATE UNIVERSITY MEDICAL CENTER			12	100%	12
ORLANDO FAMILY MEDICAL INC		12			12
MINUTECLINIC DIAGNOSTIC OF PA, LLC (1036)		10	2	17%	12
TMH PHYSICIAN PARTNERS - MONTICELLO		10	2	17%	12
MINUTECLINIC DIAGNOSTIC OF TN PC #240		10	2	17%	12
CVS SC2736POCT MURRELLS INLET		9	3	25%	12
CARLOS PORTU MD, PLLC			12	100%	12
IMMUNOGENOMICS LLC		8	4	33%	12
MEDEXPRESS URGENT CARE - BEECH GROVE		11	1	8%	12
ST. PETERSBURG PEDIATRICS			12	100%	12
MEDEXPRESS URGENT CARE - FORT WORTH S		10	2	17%	12
FAMILY MEDICINE AT LONGWOOD			12	100%	12
CVS MA594POCT FALMOUTH		11	1	8%	12
MEDEXPRESS URGENT CARE - MAPLE DRIVE		11	1	8%	12
BRITO MEDICAL CENTER		10	2	17%	12
FAMILY PRACTICE OF DAVIE INC			12	100%	12
HEWLETT URGENT CARE, PLLC		12			12
Rosewood Healthcare and Rehabilitation Center		5	7	58%	12
Lady Lake Specialty Care			12	100%	12
Maury Regional Hospital		6	6	50%	12
QHG OF ENTERPRISE INC (DBA MEDICAL CTR		12			12
PANCARE HEALTH - WEWA ELEMENTARY			12	100%	12
BAYONET POINT HOSPITAL			12	100%	12
DOCTORS HOSPITAL LAB MEDICAL OFFICE BUILDING			12	100%	12
GENESIS		8	4	33%	12
LEON CHD		12			12
FAMILY MEDICINE AT HUNTERS CREEK		12			12
WALGREEN #6538		12			12
MINUTECLINIC #8760		12			12
COLLIER COUNTY HEALTH DEPT.		7	5	42%	12
DEPARTMENT OF PUBLIC HEALTH		12			12
LIFE CARE OF PORT SAINT LUCIE		3	9	75%	12
COLISEUM MED CTR LLC/COLISEUM MED CTRS		9	3	25%	12
SENIOR HOME CARE INC		12			12
PASSPORT HEALTH			12	100%	12
ADVENTHEALTH MEDICAL GROUP CARE CLINIC AT		8	4	33%	12
CVS SC7556POCT WEST COLUMBIA		11	1	8%	12
ACCENTCARE		12			12
LAB UNKNOWN		1	11	92%	12
THOMAS JEFFERSON UNIVERSITY HOSPITAL		4	8	67%	12
SUWANNEE COUNTY JAIL		11	1	8%	12
BETH ISRAEL MEDICAL CENTER LABS		11	1	8%	12

# COVID-19: testing by laboratory

Data through May 17, 2021 verified as of May 18, 2021 at 09:25 AM

Data in this report are provisional and subject to change.

The numbers in the table below represent the number of Florida and non-Florida residents for whom test results were received by the Department of Health. A person can be tested by more than one laboratory and can have both positive and negative results. **Therefore, the sum of the numbers in each column will be larger than the total number of people tested.**

Reporting lab	Inconclusive	Negative	Positive	Percent positive	Total
FAMILY HEALTH CENTER AT PORT ST JOHN		4	8	67%	12
MINUTECLINIC DIAGNOSTIC OF MINNESOTA		11	1	8%	12
MINUTECLINIC, LLC, DBA MINUTECLINIC #4		11	1	8%	12
CULVER-STOCKTON COLLEGE		10	2	17%	12
COLLIER HMA PHYSICIAN MANAGEMENT, LLC		2	10	83%	12
PALM BEACH PATHOLOGY		9	3	25%	12
MERIDIAN AT WATERWAYS, THE		10	2	17%	12
BROWARD DIALYSIS			12	100%	12
MEDEXPRESS URGENT CARE - MONROE		12			12
Highland Pines Health and Rehab		11	1	8%	12
VERITAS RESEARCH CORP			12	100%	12
BROOKDALE CITRUS			12	100%	12
CARROLL GARDENS URGENT CARE		12			12
FLORIDA DEPT OF HEALTH		4	8	67%	12
GUIDANCE / CARE CENTER, INC		12			12
MERCY HEALTH—MUSKEGON		7	5	42%	12
MEDEXPRESS URGENT CARE CHARLESTON		8	4	33%	12
MINUTECLINIC DIAGNOSTIC OF NEW JERSEY,		11	1	8%	12
SUMTER COUNTY HEALTH DEPARTMENT		7	5	42%	12
GLEN OAKS HEALTH AND REHABILITATION CENTER			12	100%	12
HNL LAB MEDICINE		9	3	25%	12
URGENT TEAM MANAGEMENT OF TENNESSEE		10	2	17%	12
CARE FAST MURABELLA		7	5	42%	12
MINUTECLINIC DIAGNOSTIC OF SC, LLC #4		12			12
FHCP-PORT ORANGE		3	9	75%	12
VIBRANT AMERICA		10	2	17%	12
CARENOW URGENT CARE-HERMITAGE		8	4	33%	12
GULF COAST REGIONAL BLOOD CENTER			12	100%	12
PRIME MEDICAL CARE, LLC		11			11
WALK IN MEDICAL URGENT CARE PC		11			11
CARENOW URGENT CARE-GREEN HILLS		10	1	9%	11
CVS SC7334POCT LEXINGTON		10	1	9%	11
LUXOR SCIENTIFIC LLC		1	10	91%	11
UNIVERSITY MEDICAL CENTER		8	3	27%	11
TRIDENT BIOMETRICS		10	1	9%	11
VIRTUA WEST JERSEY HOSPITAL VOORHEES		9	2	18%	11
WATSON HEALTHCARE		8	3	27%	11
CARENOW URGENT CARE-MT JULIET		8	3	27%	11
ATHENS VETERINARY DIAGNOSTIC LABORATOR		11			11
MINUTECLINIC, LLC #1470		10	1	9%	11
CVS PA233POCT NEWTOWN SQUARE		11			11
DES PLAINES CLINICAL LAB		3	8	73%	11
CHELSEA NYC LAB		11			11
ALL CHILDREN'S HOSPITAL DEPT OF GENERAL PEDIATRICS			11	100%	11
ASSOCIATES IN MEDICINE		7	4	36%	11
St. Annes Nursing Center, St. Annes Residence, Inc.		11			11
EMORY JOHNS CREEK HOSPITAL		11			11

# COVID-19: testing by laboratory

Data through May 17, 2021 verified as of May 18, 2021 at 09:25 AM

Data in this report are provisional and subject to change.

The numbers in the table below represent the number of Florida and non-Florida residents for whom test results were received by the Department of Health. A person can be tested by more than one laboratory and can have both positive and negative results. **Therefore, the sum of the numbers in each column will be larger than the total number of people tested.**

Reporting lab	Inconclusive	Negative	Positive	Percent positive	Total
USCG ABBOTT BINAXNOW		6	5	45%	11
SEMORAN FAMILY HEALTH LLC		10	1	9%	11
NORTH OKALOOSA PHYSICIAN GROUP		10	1	9%	11
MEDICAL ASSOCIATES OF ENGLEWOOD PC		10	1	9%	11
GS LABS		10	1	9%	11
NIGHT LITE PEDIATRICS CENTER		1	10	91%	11
ILLINOIS DEPT OF PUBLIC HEALTH LAB - SPRINGFIELD			11	100%	11
TROPICANA		5	6	55%	11
DMH STEINHATCHEE FAMILY MEDICINE		8	3	27%	11
URGENT CARE CENTER AT PINNACLE		4	7	64%	11
EXPRESS CARE OF TAMPA BAY		8	3	27%	11
MOUNT DORA PEDIATRICS		9	2	18%	11
CVS TX7151POCT HUMBLE		9	2	18%	11
MINUTE CLINIC LLC #4017		11			11
BOCA RATON REGIONAL HOSPITAL LAB			11	100%	11
CVS CT2210POCT RIVERSIDE		11			11
CVS CA9165POCT SAN DIEGO		11			11
STUYVESANT URGENT CARE		11			11
RIVERVIEW REGIONAL MEDICAL CENTER		9	2	18%	11
ST VINCENT'S ST CLAIR		8	3	27%	11
JBSA-SAM HOUSTON			11	100%	11
MINUTECLINIC LLC #5010		9	2	18%	11
CROSSROADS URGENT CARE, PLLC		11			11
URGENT CARE OF LONGWOOD		1	10	91%	11
NHC HealthCare Anniston		11			11
MINUTECLINIC DIAG OF IND, LLC #2387		9	2	18%	11
WINTER PARK CARE AND REHABILITATION			11	100%	11
CREATIVE TESTING SOLUTIONS		4	7	64%	11
CVS TX7827POCT ROUND ROCK		11			11
URGENT TEAM - HUNTSVILLE		9	2	18%	11
NORTH PINELLAS CHILDRENS MEDICAL CENTER INC			11	100%	11
WALK-IN MEDICAL CARE			11	100%	11
LAKELAND VOLUNTEERS IN MEDICINE INC		9	2	18%	11
SEMINOLE COUNTY CORRECTIONAL FACILITY		1	10	91%	11
APPALACHIAN REGIONAL HEALTHCARE SYSTEM		10	1	9%	11
CAREATC NEXTERA HEALTH CENTER / GO			11	100%	11
GENOPTIX MEDICAL LABORATORY		10	1	9%	11
PRIMECARE ACQUISITION FAMILY PRACTICE INC		11			11
SEACOAST PATHOLOGY PROFESSIONAL ASSOC		10	1	9%	11
KIDSVILLE PEDIATRICS			11	100%	11
MEDEXPRESS URGENT CARE PARKERSBURG		9	2	18%	11
IMMACULATE HOUSE AT COUNTRYSIDE		11			11
HEALTH NETWORK LABORATORIES		7	4	36%	11
VITAS HEALTH INC		5	6	55%	11
MINUTE-CLINIC DIAGNOSTIC OF VIRGINIA,		10	1	9%	11
UMHC/SYLVESTER AT KENDALL		1	10	91%	11
ONEIDA HEALTHCARE CENTER		9	2	18%	11

# COVID-19: testing by laboratory

Data through May 17, 2021 verified as of May 18, 2021 at 09:25 AM

Data in this report are provisional and subject to change.

The numbers in the table below represent the number of Florida and non-Florida residents for whom test results were received by the Department of Health. A person can be tested by more than one laboratory and can have both positive and negative results. **Therefore, the sum of the numbers in each column will be larger than the total number of people tested.**

Reporting lab	Inconclusive	Negative	Positive	Percent positive	Total
PHYSICIANS REGIONAL MEDICAL CTR - COLLIER BLVD			11	100%	11
ALCOVE ASSISTED LIVING FACILITY		11			11
BIOTECH CLINICAL LABORATORIES, INC.		1	10	91%	11
CARINGTON MANOR		11			11
CLAYMED OF NORTH FLORIDA			11	100%	11
CVS NC2313POCT RALEIGH		9	2	18%	11
MONROE COUNTY FIRE RESCUE		10	1	9%	11
MINUTECLINIC DIAGNOSTIC OF SC, LLC #7		9	2	18%	11
MINUTECLINIC DIAGNOSTIC OF RHODE ISLAN		11			11
CHARLOTTE COUNTY HEALTH DEPARTMENT	1	5	5	45%	11
COMMUNITY MEDICAL AND DENTAL CARE INC		11			11
NASCAR EVENT MANAGEMENT, LLC		11			11
TELEVISIT PALM BAY FAMILY PRACTICE		9	2	18%	11
AZALEA HEALTH		2	9	82%	11
45TH 1		11			11
UNIVERSITY CENTRA CARE		10	1	9%	11
MICHIGAN DEPARTMENT OF COMMUNITY HEALTH		1	10	91%	11
METHODIST HOSPITAL			11	100%	11
UF HEALTH		1	10	91%	11
CVS NC7051POCT WAKE FOREST		11			11
PINELLAS COUNTY HEALTH DEPARTMENT		2	9	82%	11
ELITE HOME HEALTH SERVICES		11			11
BERRYHILL MANOR		11			11
CVS GA2236POCT WOODSTOCK		11			11
STPET		9	2	18%	11
CVS MD2956POCT NEW MARKET		10	1	9%	11
THE MARY IMOGENE BASSETT HOSPITAL		11			11
BAYSIDE URGENT CARE CENTER INC		1	10	91%	11
REDMED CLINIC OF ARLINGTON		10	1	9%	11
CUMBERLAND HEIGHTS		11			11
FRESENIUS KIDNEY CARE DUNEDIN			11	100%	11
MEDEXPRESS URGENT CARE - WINCHESTER GATEWAY		9	2	18%	11
NIGHT LITE PEDIATRICS CENTER, LLC		1	10	91%	11
AIM LABORATORIES			11	100%	11
MEDICAL CENTER AFFILIATES WEST PALM			11	100%	11
EXPRESS TEST			11	100%	11
ORLANDO HEALTH PHYSICIAN ASSOCIATES		4	7	64%	11
CVS MO8590POCT KANSAS CITY		7	4	36%	11
NEW HAMPSHIRE DEPARTMENT OF HEALTH AND HUMAN SERVICES		3	8	73%	11
MINUTE CLINIC DIAG OF IND LLC #8674		11			11
JOHNS HOPKINS ALL CHILDRENS			11	100%	11
CVS SC4286POCT EASLEY		5	6	55%	11
THE TERRACE OF SAINT CLOUD		9	2	18%	11
ASSOCIATES MD CYPRESS CREEK			11	100%	11
NORTHSIDE HOSPITAL ATLANTA		4	6	60%	10
CVS NC3319POCT CHARLOTTE		7	3	30%	10
SUPERIOR RESIDENCES OF CLERMONT		2	8	80%	10



# COVID-19: testing by laboratory

Data through May 17, 2021 verified as of May 18, 2021 at 09:25 AM

Data in this report are provisional and subject to change.

The numbers in the table below represent the number of Florida and non-Florida residents for whom test results were received by the Department of Health. A person can be tested by more than one laboratory and can have both positive and negative results. **Therefore, the sum of the numbers in each column will be larger than the total number of people tested.**

Reporting lab	Inconclusive	Negative	Positive	Percent positive	Total
CELEBRATION PEDIATRICS PA			10	100%	10
MEDEX REGIONAL LABORATORIES LLC		1	9	90%	10
MINUTECLINIC DIAGNOSTIC OF OHIO #3407		9	1	10%	10
CARESOUTH HHA HOLDINGS OF THE BAY AREA LLC		10			10
MEDEXPRESS URGENT CARE-KATY		7	3	30%	10
GLADES COUNTY DETENTION CENTER		1	9	90%	10
KEY TRAINING CENTER			10	100%	10
CREATIVE PHARMACY SOLUTIONS EAST		10			10
HCR MANORCARE		10			10
CITY OF TALLAHASSEE		10			10
PLYMOUTH HARBOR INCORPORATED		9	1	10%	10
VASCONCELLO COHEN MD PA		9	1	10%	10
DEPARTMENT OF HEALTH AND HUMAN SERVICES LANSING			10	100%	10
CVS CT1123POCT SOUTHURY		10			10
PRORENATA LABS		2	8	80%	10
MODMD LABORATORY		10			10
TENNESSEE DEPARTMENT OF HEALTH (TDH) - CENTRAL LABORATORY		2	8	80%	10
ACCESS PHARMACY		10			10
COLLIER BLVD HMA PHYSICIAN MANAGEMENT,, LLC			10	100%	10
LEHIGH REGIONAL MEDICAL CENTER LABORATORY		4	6	60%	10
LONG ISLAND JEWISH FOREST HILLS HOSPITAL		10			10
BROOKDALE PANAMA CITY		9	1	10%	10
LAWRENCE TECHNOLOGICAL UNIVERSITY		10			10
EMERGENCY MEDICAL CENTER		4	6	60%	10
IU HEALTH PATHOLOGY		1	9	90%	10
New York Harbor Harbor HCS - Brooklyn Campus		9	1	10%	10
EXCEL URGENT CARE OF PARAMUS LLC		10			10
MOSOLF PEDIATRICS			10	100%	10
ADVENTHEALTH ORLANDO INTERNATIONAL AIRPORT		1	9	90%	10
VILLAGE PLACE HEALTH AND REHAB		9	1	10%	10
CHILDREN'S HEALTHCARE OF ATLANTA/EGLESTON		10			10
COMMUNITY HEALTH CENTER		2	8	80%	10
MEDEXPRESS URGENT CARE - FAYETTEVILLE		8	2	20%	10
KEY WEST URGENT CARE, INC		3	7	70%	10
BETTER AT HOME		10			10
JOHN T MATHER MEMORIAL HOSPITAL LABORATORY		9	1	10%	10
MONTEFIORE MEDICAL CENTER LABORATORIES - NORTH		10			10
MINUTECLINIC DIAGNOSTIC OF OHIO #4401		10			10
CVS CT1109POCT BETHEL		10			10
ORLANDO MEDICAL CENTER PL		1	9	90%	10
NORTHSHORE UNIVERSITY HEALTHSYSTEM EVANSTON HOSPITAL LAB			10	100%	10
MOLECULAR PATHOLOGY LABORATORY			10	100%	10
DOH-TAMPA BRANCH LABORATORY (MLK BLVD)		4	6	60%	10
BEAUMONT LABORATORY			10	100%	10
HIGH TOWER ALF LLC		9	1	10%	10
SARASOTA PERSONAL MEDICINE		7	3	30%	10
PALM BEACH CDH - DELRAY BEACH			10	100%	10

# COVID-19: testing by laboratory

Data through May 17, 2021 verified as of May 18, 2021 at 09:25 AM

Data in this report are provisional and subject to change.

The numbers in the table below represent the number of Florida and non-Florida residents for whom test results were received by the Department of Health. A person can be tested by more than one laboratory and can have both positive and negative results. **Therefore, the sum of the numbers in each column will be larger than the total number of people tested.**

Reporting lab	Inconclusive	Negative	Positive	Percent positive	Total
Chestnut Park Rehabilitation and Nursing Center		10			10
VETERANS AFFAIRS MEDICAL CENTER - OUTPATIENT			10	100%	10
MEDEXPRESS URGENT CARE-PETERS TWP		9	1	10%	10
ENCOMPASS HEALTH REHABILITATION HOSPI		10			10
KR AT COLLEGE HARBOR		10			10
MEDEXPRESS URGENT CARE - WASHINGTON		8	2	20%	10
WILLIAMSBURGH CHAI CARE		9	1	10%	10
WALGREENS #10972	1	9			10
ARCHBOLD MEMORIAL HOSPITAL/LAB		3	7	70%	10
BELLE GLADES HEALTH CLINIC			10	100%	10
WEST DADE PEDIATRICS			10	100%	10
ELLIS HOSPITAL LABORATORY		9	1	10%	10
RPC@HODGES		2	8	80%	10
MINUTECLINIC DIAGNOSTIC OF NORTH CAROLINA PC #5341		7	3	30%	10
CVS DC1340POCT WASHINGTON		10			10
MINUTECLINIC DIAGNOSTIC OF NORTH CAROLINA PC #7054		7	3	30%	10
GO PATH LABORATORIES			10	100%	10
Centrastate Medical Center		9	1	10%	10
VENICE GREEN VILLAGE		3	7	70%	10
SAVANNAH MANOR ASSISTED LIVING COMMUNITY			10	100%	10
MINUTECLINIC, LLC #09202		8	2	20%	10
ALABAMA MEDICAL GROUP		10			10
BROOKDALE WEST MELBOURNE			10	100%	10
FLEMING ISLAND CENTER FOR CLINICAL RESEARCH		10			10
DAU ORTHODONTICS		9	1	10%	10
LAKE BALDWIN CBOC		9	1	10%	10
FLORIDA CLINICAL LAB		1	9	90%	10
DOMINICAN COLLEGE STUDENT HEALTH CENTE		8	2	20%	10
CARENOW URGENT CARE - EAST NASHVILLE		8	2	20%	10
PBC PREMIER FAMILY HEALTH			10	100%	10
WHEELER LABORATORY		9	1	10%	10
ST JOSEPH'S HOSPITAL NORTH LABORATORY			10	100%	10
PANCARE HEALTH - VERNON ELEMENTARY			10	100%	10
PEACE OF MIND REHAB CENTER		10			10
ALBANY MEDICAL CENTER		9	1	10%	10
MED + URGENT MEDICAL CARE SERVICES		10			10
ISLAND COAST PEDIATRICS IN-HOUSE LAB		10			10
MINUTECLINIC DIAG OF IND LLC #8651		9	1	10%	10
ROSEMONT GARDENS INC		9	1	10%	10
SOUTHEASTERN PEDIATRIC ASSOCIATES			10	100%	10
JACKSON CLINIC PA,THE		6	4	40%	10
CHRISTUS ST VINCENT LABORATORY - ZIA		10			10
NATURE COAST REGIONAL MEDICAL CENTER		1	9	90%	10
OKLAHOMA STATE DEPARTMENT OF HEALTH-PUBLIC HEALTH LABORATORY			10	100%	10
ELEMENT PRIMARY CARE LLC		9	1	10%	10
ARBORS OF GULF BREEZE, THE		8	2	20%	10
ANY LAB TEST NOW INC			10	100%	10

# COVID-19: testing by laboratory

Data through May 17, 2021 verified as of May 18, 2021 at 09:25 AM

Data in this report are provisional and subject to change.

The numbers in the table below represent the number of Florida and non-Florida residents for whom test results were received by the Department of Health. A person can be tested by more than one laboratory and can have both positive and negative results. **Therefore, the sum of the numbers in each column will be larger than the total number of people tested.**

Reporting lab	Inconclusive	Negative	Positive	Percent positive	Total
WELLSTAR WEST GEORGIA MEDICAL CENTER		9	1	10%	10
PALMS WEST HOSPITAL			10	100%	10
WALGREENS - STORE #9479		8	2	20%	10
CVS PHARMACY #8800		8	2	20%	10
MAINSTREET FAMILY CARE			10	100%	10
GILCHRIST COUNTY FIRE DEPARTMENT		4	6	60%	10
NEUROSCIENCE AND SPINE ASSOCIATES, PL		8	2	20%	10
SOUTH FLORIDA ENT ASSOCIATES, INC			10	100%	10
NYU WINTHROP LABORATORY		10			10
CBC LAB		3	7	70%	10
ILLINOIS DEPARTMENT OF PUBLIC HEALTH		2	8	80%	10
VETERNANS ADMINISTRATION			10	100%	10
Avalon Healthcare and Rehabilitation Center			10	100%	10
MEDICAL LABORATORY DIAGNOSTICS			10	100%	10
CVS NJ617POCT CEDAR GROVE		9	1	10%	10
MIAMI COMPREHENSIVE MEDICINE GROUP PA		4	6	60%	10
SONATA VERO BEACH		10			10
WALGREENS #07589		9	1	10%	10
FHPG_EXP CARE W HILLSBOROUGH		1	9	90%	10
ALABAMA DEPARTMENT OF PUBLIC HEALTH		1	9	90%	10
MINUTE CLINIC, LLC #1434		9	1	10%	10
CVS MA1022POCT CAMBRIDGE		10			10
NEW JERSEY DEPARTMENT OF HEALTH COMMUNICABLE DISEASE SERVICE		3	7	70%	10
CHEMISYS LABORATORIES		2	8	80%	10
MINUTE CLINIC INCORPORTE		10			10
PHOEBE PUTNEY MEMORIAL HOSPITAL		10			10
NORTON HEALTHCARE			10	100%	10
MAINE DEPARTMENT OF HEALTH AND HUMAN SERVICES			10	100%	10
BROWARD HEALTH CARE			10	100%	10
MEDEXPRESS URGENT CARE, JOHNSTOWN		9	1	10%	10
CVS IL8751POCT CHICAGO		10			10
NOT INDICATED		1	9	90%	10
CVS PHARMACY NO 274		9	1	10%	10
CORONA PATHOLOGY		10			10
SV DIAGNOSTIC LAB			9	100%	9
MOBILE RESPONSE DIAGNOSTICS LLC		8	1	11%	9
MEDEXPRESS URGENT CARE - HOT SPRINGS		9			9
URGENT TEAM - NASHVILLE		8	1	11%	9
FLORIDA MENTOR		7	2	22%	9
Sunset Lake Health and Rehabilitation Center		8	1	11%	9
CVS MINUTE CLINIC DIAG OF IND LLC #5206		8	1	11%	9
GULF COAST PEDIATRICS OF SARASOTA PA		2	7	78%	9
LOREY ALF		9			9
EAST SIDE CLINICAL LABORATORY		7	2	22%	9
MINUTECLINIC #2860		6	3	33%	9
OUR HOME AT BEACON HILL			9	100%	9
CHAPTERS HEALTH HOSPICE		9			9

# COVID-19: testing by laboratory

Data through May 17, 2021 verified as of May 18, 2021 at 09:25 AM

Data in this report are provisional and subject to change.

The numbers in the table below represent the number of Florida and non-Florida residents for whom test results were received by the Department of Health. A person can be tested by more than one laboratory and can have both positive and negative results. **Therefore, the sum of the numbers in each column will be larger than the total number of people tested.**

Reporting lab	Inconclusive	Negative	Positive	Percent positive	Total
CVS PA10034POCT PITTSBURGH		9			9
NORTHEAST FLORIDA HEALTH SERVICES, INC DBA FAMILY HEALTH SOURCE			9	100%	9
WADSWORTH CENTER - DAVID AXELROD INSTITUTE		8	1	11%	9
MINUTE CLINIC DIAGNOSTIC OF VIRGINIA, LLC #7543		7	2	22%	9
ALLIANCE HEALTH AND REHABILITATION CENTER		9			9
CVS TN7289POCT SIGNAL MOUNTAIN		9			9
CHIEFLAND MEDICAL CENTER LLC			9	100%	9
ORLANDO HEALTH PHYSICIAN GROUP INC		6	3	33%	9
CVS GA2841POCT LAWRENCEVILLE		9			9
UHEALTH UNIVERSITY OF MIAMI			9	100%	9
CVS OH3476POCT TIPP CITY		8	1	11%	9
OCEAN BIOSCIENCES LLC		9			9
SKR MEDICAL ADVISORS		9			9
ENCOMPASS HOME HEALTH OF THE SOUTHEAST LLC		9			9
MONROE URGENT CARE		8	1	11%	9
MOULTRIE CREEK NURSING AND REHAB			9	100%	9
SUPREME LABORATORY			9	100%	9
CVS MD1881POCT DUNKIRK		9			9
KINDRED_AIMS		9			9
MEDEXPRESS URGENT CARE - RICHMOND, NINE MILE RD		8	1	11%	9
SCHOOL OF PHARMACY AND PHARMACEUTICAL		9			9
NORTHWEST FLORIDA COMMUNITY HOSPITAL LABORATORY		8	1	11%	9
CVS TX10016POCT PRINCETON		9			9
CANDLER HOSPITAL PATHOLOGY LABORATORY		7	2	22%	9
MILLER COUNTY HOSPITAL		9			9
CVS OH2342POCT WEST CHESTER		7	2	22%	9
SOMA MEDICAL CENTER MD PA #7 PEDIATRICS			9	100%	9
Consulate Health Care of Brandon		7	2	22%	9
MINUTE CLINIC #8979		8	1	11%	9
CIAN DIAGNOSTICS			9	100%	9
DEPT OF VA MEDICAL CENTER - RICHMOND		8	1	11%	9
SCOTTS PHARMACY		8	1	11%	9
CVS NC3803POCT MOORESVILLE		8	1	11%	9
MINUTECLINIC, LLC #03268		8	1	11%	9
BUENA VIDA ESTATES			9	100%	9
MANATEE COUNTY CENTRAL JAIL		9			9
VAIL VALLEY MEDICAL CENTER			9	100%	9
UCARE			9	100%	9
FLORIDA SCHOOL FOR THE DEAF AND THE BLIND		1	8	89%	9
WALGREENS #03287		9			9
WINDSOR OF SAN PABLO, THE		6	3	33%	9
CENTREX CLINICAL LABS INC		9			9
COMPASS PROVIDENCE URGENT CARE LLLP			9	100%	9
MINUTECLINIC #2797		9			9
DISCOVERY VILLAGE AT STUART		5	4	44%	9
MARINA ISLE ASSISTED LIVING		9			9
WINTER PARK INTERNAL MEDICINE MD PA		7	2	22%	9

# COVID-19: testing by laboratory

Data through May 17, 2021 verified as of May 18, 2021 at 09:25 AM

Data in this report are provisional and subject to change.

The numbers in the table below represent the number of Florida and non-Florida residents for whom test results were received by the Department of Health. A person can be tested by more than one laboratory and can have both positive and negative results. **Therefore, the sum of the numbers in each column will be larger than the total number of people tested.**

Reporting lab	Inconclusive	Negative	Positive	Percent positive	Total
CVS NJ862POCT MARLBORO		8	1	11%	9
ROSECASTLE			9	100%	9
STATEN ISLAND CHAI CARE		8	1	11%	9
MINUTECLINIC DIAGNOSTIC OF NEVADA #87		4	5	56%	9
BIRMINGHAM VAMC		5	4	44%	9
MINUTECLINIC MINUTECLINIC #4977		5	4	44%	9
REMISE OCCUPATIONAL HEALTH SOLUTIONS INC			9	100%	9
PENSACOLA CLUSTER			9	100%	9
PONTE VEDRA PLASTIC SURGERY		9			9
CALIFORNIA DEPARTMENT OF PUBLIC HEALTH		3	6	67%	9
INDIANA STATE DEPARTMENT OF HEALTH LABORATORIES			9	100%	9
MEDICAL CENTER, THE		8	1	11%	9
GCPM MANUAL MICROBIOLOGY		1	8	89%	9
NORTHEAST ALABAMA REGIONAL MEDICAL CENTER		6	3	33%	9
MEDERI CARETENDERS VS OF SE FL LLC DBA		8	1	11%	9
NORTHSIDE HOSPITAL		2	7	78%	9
MINUTECLINIC DIAGNOSTIC OF VIRGINIA, LLC #1656		9			9
BRENNITY AT VERO BEACH, THE			9	100%	9
CVS MO8556POCT KANSAS CITY		8	1	11%	9
HOME CARE PHARMACY OF PALM COAST INC		9			9
NITIN BAWA PROFESSIONAL ASSOCIATES			9	100%	9
HEALTHY MINORS PEDIATRIC URGENT CARE		7	2	22%	9
RANDOLPH DIABETES AND WELLNESS		8	1	11%	9
WATERFORD AT CREEKSIDE, THE			9	100%	9
MINUTECLINIC DIAGNOSTIC MED GRP OF CA		8	1	11%	9
CITYMD		1	8	89%	9
ADVENTHEALTH MEDICAL GROUP FAMILY AND INTERNAL		8	1	11%	9
CHILDREN'S HEALTH CENTER INC.		7	2	22%	9
PEDIATRIC HEALTH CARE ALLIANCE			9	100%	9
FLORIDA HOSPITAL WINTER PARK		7	2	22%	9
MEDEXPRESS URGENT CARE - STAUNTON		5	4	44%	9
WELLSTAR ATLANTA MEDICAL CENTER LABORA		8	1	11%	9
OMNI			9	100%	9
CVS MA394POCT SEEKONK		9			9
MINUTE CLINIC DIAGNOSTIC OF PENNSYLVANIA		9			9
HENDRY/GLADES COUNTY HEALTH DEPARTMENT		8	1	11%	9
ORLANDO FAMILY PHYSICIANS			9	100%	9
CVS RI1717POCT 1 CVS DR			9	100%	9
CAYUGA COUNTY HEALTH DEPARTMENT		8	1	11%	9
PRIMARY CARE SPECIALISTS OF ORLANDO		8	1	11%	9
INSPIRED LIVING AT PALM BAY		7	2	22%	9
MAGNOLIA MANOR			9	100%	9
MEDEXPRESS URGENT CARE - SWANSEA, N ILLINOIS ST		8	1	11%	9
BEAUMONT EMERGENCY CENTER			9	100%	9
CVS NC5591POCT STATESVILLE		7	2	22%	9
JUPITER CLINIC			9	100%	9
HEALTH AND WELLNESS CENTER		1	8	89%	9

# COVID-19: testing by laboratory

Data through May 17, 2021 verified as of May 18, 2021 at 09:25 AM

Data in this report are provisional and subject to change.

The numbers in the table below represent the number of Florida and non-Florida residents for whom test results were received by the Department of Health. A person can be tested by more than one laboratory and can have both positive and negative results. **Therefore, the sum of the numbers in each column will be larger than the total number of people tested.**

Reporting lab	Inconclusive	Negative	Positive	Percent positive	Total
ETHOS LABORATORIES		7	2	22%	9
FHPG_EXP CARE PALM HARBOR			9	100%	9
MIDMICHIGAN MEDICAL CENTER			9	100%	9
HARMONIOUS HOME HEALTH, LLC		9			9
TRINITY PEDIATRICS			9	100%	9
MEDEXPRESS URGENT CARE - BATTLE CREEK		6	3	33%	9
MEDEXPRESS ELKINS		9			9
MEDICANA NURSING AND REHAB CENTER			9	100%	9
CORE OCCUPATIONAL RESOURCES, LLC		5	4	44%	9
PRECISION GENETICS			9	100%	9
WALGREENS #09304		7	2	22%	9
FLORIDA CENTER FOR DERMATOLOGY LABORATORY			9	100%	9
TIFT REGIONAL HLTH SYSTEM, INC DBA SOU		9			9
MEDHELP NARROWS		9			9
CVS MA1852POCT MEDWAY		9			9
CVS MINUTE CLINIC DIAGNOSTIC OF KANSAS, PA		9			9
BAYFRONT HEALTH ST PETERSBURG		8	1	11%	9
PATEL MEDICAL VENTURES		8	1	11%	9
WESTCHESTER GENERAL HOSPITAL BLOOD GAS LAB			9	100%	9
DIXITKUMAR N MODI MD PA			9	100%	9
WALGREENS #09475		8	1	11%	9
MINUTE CLINIC LLC #1448		8	1	11%	9
CVS CA9963POCT SAN DIEGO		9			9
ST. CLOUD PHARMACY AND WELLNESS CENTER		5	4	44%	9
MINUTECLINIC DIAG OF IND, LLC #10190		8	1	11%	9
SUNSHINE STATE DIALYSIS			9	100%	9
CVS GA7064POCT STOCKBRIDGE		9			9
PUTNAM FAMILY CARE INC		3	6	67%	9
MINUTECLINIC DIAGNOSTIC OF KANSAS PA		9			9
CVS CA9721POCT ARCADIA		9			9
SYNEXUS CLINICAL RESEARCH US INC		2	7	78%	9
MINUTECLINIC DIAGNOSTIC OF TN PC #242		6	3	33%	9
NEMOURS CHILDREN'S PRIMARY CARE VERO BEACH			9	100%	9
GLEN FALLS HOSPITAL DEPARTMENT OF PATHOLOGY		8	1	11%	9
BREVARD FAMILY WALK IN CLINIC			9	100%	9
ACCESS CARE MEDICAL GROUP LLC		2	7	78%	9
CVS MINUTE CLINIC DIAGNOSTIC OF NEW JERSEY		9			9
CVS PA4077POCT BELLE VERNON		9			9
ST VINCENT'S CHILTON		7	2	22%	9
CLEARWATER PEDIATRIC CARE		1	8	89%	9
MEDEXPRESS URGENT CARE - WILLIAMSPORT		8	1	11%	9
MINUTECLINIC # 21110		7	2	22%	9
PALM BAY URGENT CARE PL		1	8	89%	9
WINDSOR OF GAINESVILLE		9			9
NASSAU UNIVERSITY MEDICAL CENTER DEPT		8	1	11%	9
SUNCREST OMNI		9			9
CVS PA1074POCT KENNETT SQUARE		8	1	11%	9

# COVID-19: testing by laboratory

Data through May 17, 2021 verified as of May 18, 2021 at 09:25 AM

Data in this report are provisional and subject to change.

The numbers in the table below represent the number of Florida and non-Florida residents for whom test results were received by the Department of Health. A person can be tested by more than one laboratory and can have both positive and negative results. **Therefore, the sum of the numbers in each column will be larger than the total number of people tested.**

Reporting lab	Inconclusive	Negative	Positive	Percent positive	Total
FHMG_FM AND IM AVALON PARK		2	6	75%	8
GENE STREET LABORATORIES, LLC		6	2	25%	8
ATLANTIC CONSOLIDATED LABORATORY		8			8
SARAH LAWRENCE COLLEGE HEALTH SERVICES		8			8
ALL CHILDREN'S HOSPITAL		1	7	88%	8
UNIVERSITY OF WASHINGTON MEDICAL CENTER			8	100%	8
NORTHERN DUTCHESS HOSPITAL LABORATORY		6	2	25%	8
Nashville Central Laboratory		8			8
BENEVA LAKES HEALTHCARE & REHAB CENTER			8	100%	8
FLORIDA DEPARTMENT OF HEALTH IN SARASOTA COUNTY		7	1	13%	8
MEDEXPRESS URGENT CARE - STATE COLLEGE		6	2	25%	8
MEDEXPRESS URGENT CARE MORGANTOWN		8			8
MEDEXPRESS URGENT CARE - IRVING		8			8
ST CHARLES BEND LABORATORY		7	1	13%	8
PALM BEACH COUNTY HEALTH DEPARTMENT LABORATORY			8	100%	8
CVS ME329POCT PORTLAND		8			8
NORTHSIDE GWINNETT HOSPITAL		7	1	13%	8
CONSULATE HEALTH CARE		7	1	13%	8
DOCTOR'S IN-HOUSE LAB/COMMUNITY HEALTH CENTERS OF PINELLAS - CLEARWATE			8	100%	8
VENICE REGIONAL MEDICAL CENTER			8	100%	8
MINUTE-CLINIC DIAGNOSTIC OF VIRGINIA, LLC #3949		8			8
PARTNERS PHARMACY OF FLORIDA LLC		8			8
NORTHDALREHABILITATION CENTER			8	100%	8
JX REF LAB			8	100%	8
PUTNAM COUNTY EMERGENCY RESCUE SERVICE		5	3	38%	8
MINUTECLINIC, LLC #05038		8			8
HUNTINGTON VILLAGE URGENT CARE		8			8
CARE ATC - CITY OF BOYNTON BEACH	1	2	5	63%	8
ORMOND BEACH CENTRA CARE			8	100%	8
SANITAS LAUDERDALE LAKES			8	100%	8
MINUTECLINIC, LLC #03965		8			8
MINUTECLINIC DIAGNOSTIC OF VIRGINIA, LLC #1980		6	2	25%	8
Woodstock Nursing and Rehabilitation Center		8			8
APEX HOME HEALTH CARE		7	1	13%	8
THE WOLFF CENTER FOR CHILD & ADOLESCENT HEALTH			8	100%	8
PROVIDENCE LABORATORY SERVICES		8			8
CVS CT718POCT ANSONIA		8			8
CVS IN6713POCT BLOOMINGTON		8			8
PBC FOUND CARE INC			8	100%	8
SIMPLE LABORATORIES LLC		8			8
DORAL URGENT CARE			8	100%	8
LAKE CONWAY URGENT CARE LLC		2	6	75%	8
TRUE HEALTH		5	3	38%	8
ROBERT WOOD JOHNSON HOSPITAL		7	1	13%	8
CIGNA ONSITE HEALTH LLC		2	6	75%	8
MEDEXPRESS URGENT CARE-PASADENA		8			8
PHYSICIANS FOR CHILDREN			8	100%	8

# COVID-19: testing by laboratory

Data through May 17, 2021 verified as of May 18, 2021 at 09:25 AM

Data in this report are provisional and subject to change.

The numbers in the table below represent the number of Florida and non-Florida residents for whom test results were received by the Department of Health. A person can be tested by more than one laboratory and can have both positive and negative results. **Therefore, the sum of the numbers in each column will be larger than the total number of people tested.**

Reporting lab	Inconclusive	Negative	Positive	Percent positive	Total
DR. PHILLIPS MEDICAL WELLNESS CENTER		4	4	50%	8
CVS NC6402POCT DAVIDSON		5	3	38%	8
BROWNE MEDICAL LLC		6	2	25%	8
CAREPOINT CLINIC		5	3	38%	8
Baptist Village Retirement Communities		8			8
BARTON PARKER OD PC		8			8
CVS CA9103POCT ESCONDIDO		8			8
BAPTIST OUTPATIENT			8	100%	8
Jewish Home of Rochester		8			8
LEMOYNE COLLEGE WELLNESS CENTER FOR		8			8
CHIEFLAND MEDICAL CENTER		1	7	88%	8
MEDEXPRESS - WILMINGTON CONCORD PIKE		7	1	13%	8
CVS OH2543POCT CANFIELD		5	3	38%	8
COMPASSION PEDIATRIC URGENT CARE LLC		2	6	75%	8
MID-HUDSON VALLEY DIVISION OF WESTCHESTER MEDICAL		8			8
HEALTHMARK REGIONAL HOSPITAL LAB		4	4	50%	8
Charles George VAMC		8			8
VENTURA HEALTH AND REHABILITATION CENTER		7	1	13%	8
AFC/DOCTORS EXPRESS NORTH BERGEN		6	2	25%	8
ALACHUA COUNTY HEALTH DEPARTMENT		1	7	88%	8
MEDEXPRESS URGENT CARE, BUTLER		5	3	38%	8
ADVANCED RESEARCH FOR HEALTH IMPROVEMENT		6	2	25%	8
HOLY NAME MEDICAL CENTER	1	6	1	13%	8
CVS KY2332POCT GEORGETOWN		7	1	13%	8
FLORIDA DIGESTIVE AND LIVER SPECIALISTS		7	1	13%	8
THE READING HOSPITAL & MEDICAL CENTER			8	100%	8
The Grand at Rome Nursing and Rehabilitation		8			8
TERRACINA LLC		2	6	75%	8
URGENT TEAM - MUSCLE SHOALS		8			8
ST CHARLES HOSPITAL LABORATORY		8			8
OHIO DEPARTMENT OF HEALTH			8	100%	8
WHITE SANDS OUTPATIENT SERVICES (WSOP SERVICES LLC)		8			8
Enterprise Health and Rehabilitation Center		8			8
CVS NV9841POCT RENO		4	4	50%	8
LONGWOOD FAMILY MEDICINE		2	6	75%	8
TRUSTBRIDGE			8	100%	8
CVS NC7057POCT SHELBY		6	2	25%	8
SEA LEVEL LABS			8	100%	8
COMPREHENSIVE CLINICAL RESEARCH, LLC			8	100%	8
DIAGNOSTIC CLINIC		7	1	13%	8
WYOMING COUNTY COMMUNITY HOSPITAL LABORATORY		8			8
MINUTECLINIC OF NEVADA-2955 S FT APACH		8			8
CVS KY4779POCT LOUISVILLE		6	2	25%	8
KIS URGENT CARE			8	100%	8
DEPARTMENT OF HEALTH- CITRUS COUNTY		1	7	88%	8
DOTHAN PEDIATRIC CLINIC			8	100%	8
MINUTECLINIC DIAG OF IND, LLC #6910		8			8



# COVID-19: testing by laboratory

Data through May 17, 2021 verified as of May 18, 2021 at 09:25 AM

Data in this report are provisional and subject to change.

The numbers in the table below represent the number of Florida and non-Florida residents for whom test results were received by the Department of Health. A person can be tested by more than one laboratory and can have both positive and negative results. **Therefore, the sum of the numbers in each column will be larger than the total number of people tested.**

Reporting lab	Inconclusive	Negative	Positive	Percent positive	Total
MARTHA A PRICE MD PA		3	5	63%	8
CVS TN4624POCT KNOXVILLE		7	1	13%	8
HACKENSACK UNIV MED CTR-PATHOLOGY DEPT		8			8
CVS HEALTH, #1994		6	2	25%	8
BOYKIN		8			8
PAUL GRECO MD CONCIERGE MEDICAL SERVICES PL		8			8
CVS PA1296POCT DREXEL HILL		6	2	25%	8
NORTHSIDE MEDICAL CENTER		8			8
CVS IN6654POCT INDIANAPOLIS		7	1	13%	8
MEDEXPRESS URGENT CARE - YORK		5	3	38%	8
MINUTECLINIC, LLC #1452		8			8
Robert Wood Johnson University Hospital		6	2	25%	8
MEDEXPRESS URGENT CARE - CLARKSBURG		7	1	13%	8
CVS SC2250POCT COLUMBIA		8			8
EP LTC PHARMACY		6	2	25%	8
MINUTECLINIC, LLC #1796		7	1	13%	8
NEOGENOMICS LABORATORIES, INC		8			8
NEW YORK PHYSICIANS LLP		8			8
MINUTECLINIC DIAG OF IND, LLC #6648		6	2	25%	8
CVS CT750POCT ENFIELD		8			8
EXECUTIVE MEDICAL SERVICES		8			8
ALLEGRO - TAMPA	1	4	3	38%	8
INVESCLINIC US, LLC		8			8
ADVENTHEALTH CAR CENTER APOPKA			8	100%	8
DOCTOR'S IN HOUSE LAB			8	100%	8
PM PEDIATRICS OF BAYSIDE PLLC		8			8
PANCARE HEALTH - KATE SMITH ELEMENTARY		1	7	88%	8
FLORIDA DIGESTIVE AND LIVER SPECIALIST		8			8
SOMA MEDICAL CENTER PA #3 GREENACRES			8	100%	8
NOVADX		2	6	75%	8
MEDEXPRESS URGENT CARE - EAST BRUNSWICK		8			8
HARBORCHASE OF DR PHILLIPS		7	1	13%	8
PRIMBIO RESEARCH INSTITUTE LLC		8			8
DOH JACKSONVILLE CENTRAL LABORATORY		3	5	63%	8
MEDEXPRESS URGENT CARE - MT LEBANON		5	3	38%	8
MEDEXPRESS URGENT CARE - TARENTUM		6	2	25%	8
MEDEXPRESS URGENT CARE - CULPEPER		8			8
MEDEXPRESS URGENT CARE PORT HURON		7	1	13%	8
VERMONT DEPARTMENT OF HEALTH		1	7	88%	8
CLAY PRIMARY & FAMILY CARE LLC			8	100%	8
MINUTE CLINIC DIAGNOSTIC OF MICHIGAN PC		8			8
MINUTECLINIC DIAGNOSTICS OF IND LLC		5	3	38%	8
LIFE CARE CITRUS COUNTY			8	100%	8
FLORIDA HEART AND VASCULAR MULTISPECIALTY GROUP		8			8
MINUTECLINIC DIAG OF IND LLC #1138		7	1	13%	8
CVS PA2582POCT SPRINGFIELD		6	2	25%	8
OSWEGO HOSPITAL LABORATORY		7	1	13%	8

# COVID-19: testing by laboratory

Data through May 17, 2021 verified as of May 18, 2021 at 09:25 AM

Data in this report are provisional and subject to change.

The numbers in the table below represent the number of Florida and non-Florida residents for whom test results were received by the Department of Health. A person can be tested by more than one laboratory and can have both positive and negative results. **Therefore, the sum of the numbers in each column will be larger than the total number of people tested.**

Reporting lab	Inconclusive	Negative	Positive	Percent positive	Total
ST CLOUD PHYSICIAN MANAGEMENT LLC		7	1	13%	8
CVS TX7825POCT FRISCO		7	1	13%	8
BLOOMING GARDENS OF CARE INC		8			8
SYLVESTER AT PLANTATION LABORATORY		7	1	13%	8
Edward Hines, Jr. VA Hospital		7	1	13%	8
ALLINA HEALTH - ABBOTT NORTHWESTERN HOSPITAL		5	3	38%	8
GEISINGER MEDICAL CENTER		2	6	75%	8
PIEDMONT HENRY HOSPITAL, INC		8			8
COMPASSION PEDIATRICS		3	5	63%	8
INTERNAL MEDICINE ASSOCIATES OF JACKSON HOSPITAL			8	100%	8
FHCP-ORANGE CITY			8	100%	8
MINUTECLINIC DIAGNOSTIC OF VIRGINIA, LLC		8			8
CVS IN3975POCT JEFFERSONVILLE		5	3	38%	8
MEDEXPRESS URGENT CARE MURRYSVILLE		6	2	25%	8
MARION OAKS ASSISTED LIVING		8			8
GOLISANO CHILDREN'S HOSPITAL OF SOUTHWEST FLORIDA		6	2	25%	8
WALGREENS #10264		8			8
CVS NJ715POCT WAYNE		8			8
DANIEL M LIBBY MD PLLC		8			8
CVS IL8747POCT CHICAGO		8			8
LEWIS COUNTY MANOR		8			8
GENEUS DIAGNOSTICS			8	100%	8
DASCENA LABORATORY			8	100%	8
MINUTECLINIC MINUTECLINIC #921		7	1	13%	8
ST. JOSEPH HOSPITAL AND HEALTH CARE INC.			8	100%	8
INTERNAL MEDICINE AND AESTHETICS OF NAPLES LLC		8			8
LAB UNKNOW		6	2	25%	8
FOUNTAINVIEW BY FIVE STAR QUALITY CARE		7	1	13%	8
HERNANDO PASCO HOSPICE INC		7	1	13%	8
MEDEXPRESS URGENT CARE - GLENDALE		8			8
EMBRY-RIDDLE AERONAUTICAL UNIVERSITY HEALTH			8	100%	8
MINUTECLINIC DIAGNOSTIC OF OHIO #7790		6	2	25%	8
LAKE PEDIATRICS			8	100%	8
HENDRY REGIONAL CONVENIENT CARE CENTER			8	100%	8
CVS MD4371POCT OCEAN CITY		8			8
SURGOINSVILLE PHARMACY		8			8
TERENCE B MITCHELL MD, INC		4	4	50%	8
MEDEXPRESS URGENT CARE - HOLLINS		8			8
BIOTECH PHARMACEUTICAL GROUP LLC			8	100%	8
CVS IN6551POCT MOORESVILLE		7	1	13%	8
CVS OH3458POCT BEAVERCREEK		8			8
CVS NC5532POCT SUMMERFIELD		8			8
LOVELACE MEDICAL CENTER		8			8
CVS NJ836POCT RUNNEMEDE		8			8
BEECHTREE MOLECULAR LAB LLC			8	100%	8
SLOPESIDE LABS AND TESTING, LLC - THE HIDEOUT AT BUTTERMILK MOUNTAIN		8			8
AIRCARE INTERNATIONAL		7	1	13%	8

# COVID-19: testing by laboratory

Data through May 17, 2021 verified as of May 18, 2021 at 09:25 AM

Data in this report are provisional and subject to change.

The numbers in the table below represent the number of Florida and non-Florida residents for whom test results were received by the Department of Health. A person can be tested by more than one laboratory and can have both positive and negative results. **Therefore, the sum of the numbers in each column will be larger than the total number of people tested.**

Reporting lab	Inconclusive	Negative	Positive	Percent positive	Total
MEDEXPRESS URGENT CARE - MIDLOTHIAN		7	1	13%	8
CAPRONA GROUP HOME		2	6	75%	8
ADVENTHEALTH MEDICAL GROUP INTERNAL MEDICINE AT		3	5	63%	8
Florida Clinical Laboratory		1	7	88%	8
X-GENE MOLECULAR LABS		1	7	88%	8
CVS MA507POCT LEOMINSTER		6	2	25%	8
CVS OH6123POCT CINCINNATI		6	2	25%	8
MINUTE-CLINIC DIAGNOSTIC OF VIRGINIA, LLC #794		7	1	13%	8
CVS IN8669POCT INDIANAPOLIS		7	1	13%	8
WELLIGENT		1	7	88%	8
MAGNOLIA PEDIATRICS GROUP LLC			8	100%	8
BLACK STALLION WALK IN AND EXERCISE CLINICS LLC		4	3	43%	7
Bon Secours Place		6	1	14%	7
MINUTECLINIC DIAGNOSTIC OF KENTUCKY		7			7
LIZS ADULT CARE		7			7
PIEDMONT FAYETTE HOSPITAL		5	2	29%	7
BELL-MINOR HOME		7			7
CRESTWOOD MEDICAL CENTER		5	2	29%	7
HAPPY KIDZ PEDIATRICS PL		6	1	14%	7
Consulate Health Care at West Altamonte			7	100%	7
USCG SECTOR ST PETE		3	4	57%	7
MINUTECLINIC DIAG OF IND LLC #6998		6	1	14%	7
DEVANSH LAB WERKS		1	6	86%	7
MINUTECLINIC DIAGNOSTIC OF OHIO #2964		7			7
Rutgers Health Rwj University Hospital - Laboratory		4	3	43%	7
CVS SC5479POCT INDIAN LAND		6	1	14%	7
OPTUM PRIMARY CARE - FOUNTAIN OAKS		3	4	57%	7
KENDALL REGIONAL MEDICAL CNTR			7	100%	7
PARADISE VILLA ALF INCORPORATED		7			7
CVS OH2518POCT COLUMBUS		6	1	14%	7
MEDEXPRESS URGENT CARE-NESHANNOCK TWP		6	1	14%	7
CVS OH10893POCT PARMA		4	3	43%	7
CVS MA957POCT WEST SPRINGFIELD		7			7
BAYCARE MEDICAL GROUP, INC		6	1	14%	7
MANATEE PEDIATRICS			7	100%	7
MINUTECLINIC DIAGNOSTIC OF NEVADA-9586		6	1	14%	7
LEE COUNTY HEALTH DEPARTMENT		4	3	43%	7
MOUNT SINAI BROOKLYN LABORATORY		6	1	14%	7
ST. LUCIE COUNTY HEALTH DEPARTMENT		5	2	29%	7
EASTERN FLORIDA STATE COLLEGE - PALM BAY CAMPUS			7	100%	7
NORTH FLORIDA MEDICAL CENTERS INC		1	6	86%	7
PURECARE PHARMACY		6	1	14%	7
MD NOW MEDICAL CENTER			7	100%	7
MEDEXPRESS - COLLINSVILLE BELT LINE		5	2	29%	7
KEYSTONE PLACE AT NAPLES PRESERVE		4	3	43%	7
ADVENTHEALTH CELEBRATION EMPLOYEE CLINIC		7			7
PEDIATRICS OF CENTRAL FLORIDA		5	2	29%	7

# COVID-19: testing by laboratory

Data through May 17, 2021 verified as of May 18, 2021 at 09:25 AM

Data in this report are provisional and subject to change.

The numbers in the table below represent the number of Florida and non-Florida residents for whom test results were received by the Department of Health. A person can be tested by more than one laboratory and can have both positive and negative results. **Therefore, the sum of the numbers in each column will be larger than the total number of people tested.**

Reporting lab	Inconclusive	Negative	Positive	Percent positive	Total
SALINE CARE NURSING & REHABILITATION CENTER		7			7
NOVANT HEALTH INPATIENT CARE		2	5	71%	7
Englewood Health Care Center		7			7
TESTD			7	100%	7
MEDEXPRESS URGENT CARE - BLUEFIELD		6	1	14%	7
GRACE WELLNESS CENTER LLC		6	1	14%	7
CENTRAL JERSEY URGENT CARE OF BROWN MI		7			7
HEARTLAND PEDIATRICS OF LAKE PLACID			7	100%	7
GENTRY PARK ORLANDO ASSISTED LIVING		6	1	14%	7
CARESOUTH HHA HOLDINGS OF TALLAHASSEE LLC		7			7
TRUE HEALTH DIAGNOSTICS		1	6	86%	7
ECLRS		2	5	71%	7
DEPARTMENT OF HEALTH AND HUMAN SERVICES STATE OF NEW HAMPSHIRE			7	100%	7
NELSON BIOLOGICAL			7	100%	7
MEDHELP TRUSSVILLE		6	1	14%	7
DELAWARE DEPARTMENT OF HEATH		6	1	14%	7
CVS TN7698POCT KNOXVILLE		7			7
CVS PA813POCT RICHBORO		7			7
PANCARE HEALTH - HOSFORD SCHOOL			7	100%	7
LAKE CITY CORRECTIONAL FACILITY			7	100%	7
HELIX MEDICAL CENTERS		1	6	86%	7
EASTSIDE MEDICAL CENTER		6	1	14%	7
DOCTORS OFFICE OF NEW JERSEY		7			7
CVS NM8918POCT ALBUQUERQUE		7			7
Hiawatha Care Center		7			7
GRACE REHABILITATION CENTER OF VERO BEACH		4	3	43%	7
EL PARAISO HOME INC		7			7
HOLY GARDEN ALF, INC.		7			7
CVS TX8322POCT AUSTIN		7			7
FAMILY MEDICINE MEDICAL DRIVE		7			7
WILDLIGHT LAB			7	100%	7
KANSAS DEPARTMENT OF HEALTH		2	5	71%	7
MEDEXPRESS URGENT CARE - EWING		7			7
IAN C BOYKIN MD		4	3	43%	7
NEMOURS CHILDREN'S HOSPITAL			7	100%	7
MINUTECLINIC DIAGNOSTIC OF OHIO #6147		6	1	14%	7
FLORIDA HOSPITAL KISSIMMEE		4	3	43%	7
CVS MINUTE CLINIC DIAGNOSTIC OF TEXAS		6	1	14%	7
THE PALMS REHABILITATION AND HEALTHCARE CENTER		5	2	29%	7
MEDEXPRESS - NEWARK		7			7
DOCTORS CLINICAL LABORATORY, INC		5	2	29%	7
SOUTHEAST GEORGIA HEALTH SERVICES, LLC		7			7
COVID TESTING LLC			7	100%	7
FRESENIUS KIDNEY CARE FORT WALTON BEACH			7	100%	7
NU WAVE MEDICAL CENTER			7	100%	7
CVS PA5241POCT CHALFONT		7			7
CVS TX1104POCT ALLEN		6	1	14%	7

# COVID-19: testing by laboratory

Data through May 17, 2021 verified as of May 18, 2021 at 09:25 AM

Data in this report are provisional and subject to change.

The numbers in the table below represent the number of Florida and non-Florida residents for whom test results were received by the Department of Health. A person can be tested by more than one laboratory and can have both positive and negative results. **Therefore, the sum of the numbers in each column will be larger than the total number of people tested.**

Reporting lab	Inconclusive	Negative	Positive	Percent positive	Total
Kennedy University Hospital		6	1	14%	7
AVON PARK PEDIATRICS			7	100%	7
KINGSWAY MEDICAL CENTER INC		4	3	43%	7
KIDS CORNER PEDIATRICS PLLC		6	1	14%	7
CVS NJ2815POCT E BRUNSWICK		5	2	29%	7
LEPE'S HOUSE			7	100%	7
CARENOW URGENT CARE-MADISON		7			7
MEDEXPRESS URGENT CARE, CHAMBERSBURG		6	1	14%	7
PRINCETON BMC LABORATORY		6	1	14%	7
ENTRUST IMMEDIATE CARE			7	100%	7
DALLAS COUNTY HEALTH AND HUMAN SERVICES			7	100%	7
CVS GA5637POCT VILLA RICA		6	1	14%	7
CVS PA1379POCT LANSDALE		6	1	14%	7
BRADENTON PHYSICIANS MEDICAL CENTER			7	100%	7
NORTHSIDE HOSPITAL- CHEROKEE		5	2	29%	7
CVS NC3853POCT BURLINGTON		5	2	29%	7
LAKE NONA PEDIATRICS IN ASSOCIATION WITH NEMOURS		5	2	29%	7
FLORIDA DEPARTMENT OF HEALTH IN MIAMI DADE COUNTY		5	2	29%	7
CVS TX4397POCT CYPRESS		7			7
The Oaks of Clearwater		7			7
ADVENT HEALTH APOPKA		3	4	57%	7
LOUISIANA DEPT OF HEALTH			7	100%	7
BROOKDALE LAKE ORIENTA			7	100%	7
FLORIDA CANCER SPECIALISTS & RESEARCH INSTITUTE		6	1	14%	7
WALGREENS # 09788		7			7
NEMOURS CHILDRENS, LAKE NONA			7	100%	7
JUPITER ISLAND PUBLIC SAFETY		5	2	29%	7
QUE		4	3	43%	7
MAXHEALTH		5	2	29%	7
Lenox on the Lake			7	100%	7
CVS MA299POCT WORCESTER		7			7
PUTNAM COUNTY PUBLIC HEALTH UNIT		5	2	29%	7
SOUTHEAST GEORGIA HEALTH SYSTEM, INC D		7			7
WATAUGA MEDICAL CENTER		4	3	43%	7
LAWTON CHILES HEALTH CENTER		1	6	86%	7
DOCTORS HOSPITAL OF AUGUSTA		7			7
NON-US			7	100%	7
IRL MARKET LAB			7	100%	7
PENN MEDICINE PRINCETON MEDICAL CENTER		6	1	14%	7
YORK HOSPITAL: MICROBIOLOGY			7	100%	7
MIAMI BEACH COMMUNITY HEALTH CENTER INC			7	100%	7
MINUTECLINIC, LLC (CLINIC 10928)		7			7
MEDEXPRESS URGENT CARE - LOGAN		7			7
FLORIDA HOSPITAL APOPKA		6	1	14%	7
Mitchell Hollingsworth Nursing and Rehab		7			7
CVS MA447POCT NORTHAMPTON		5	2	29%	7
CVS CA8850POCT HUNTINGTON BEACH		6	1	14%	7

# COVID-19: testing by laboratory

Data through May 17, 2021 verified as of May 18, 2021 at 09:25 AM

Data in this report are provisional and subject to change.

The numbers in the table below represent the number of Florida and non-Florida residents for whom test results were received by the Department of Health. A person can be tested by more than one laboratory and can have both positive and negative results. **Therefore, the sum of the numbers in each column will be larger than the total number of people tested.**

Reporting lab	Inconclusive	Negative	Positive	Percent positive	Total
GUTHRIE CORNING HOSPITAL LABORATORY		7			7
NYU WINTHROP HOSPITAL PATHOLOGY		7			7
FLORIDA ADDICTION AND RECOVERY CENTER INC		7			7
ST JOSEPHS HOSPITAL PATHOLOGY LAB		6	1	14%	7
LYNMOORE,THE		7			7
EXPICARE NURSING AGENCY, INC		5	2	29%	7
PERSONAL PHYSICIAN CARE PA			7	100%	7
GARDENS PEDIATRICS			7	100%	7
WEXFORD HEALTH SOURCES INC		7			7
LEVY COUNTY SHERRIF'S DEPT			7	100%	7
RIVER OAKS TREATMENT CENTER			7	100%	7
OCALA FAMILY MEDICAL CENTER		7			7
CVS OH3080POCT HUBER HEIGHTS		6	1	14%	7
Thermopolis Rehabilitation Wellness		7			7
SUPERIOR RESIDENCES AT CALA HILLS		7			7
PALM GARDEN OF SUN CITY			7	100%	7
SHEEPSHEAD BAY URGENT CARE		7			7
WOMENS CARE FLORIDA LLC		5	2	29%	7
POWERS PEDIATRICS			7	100%	7
MCR HEALTH LAWTON CHILES ADMINISTRATION STE A		1	6	86%	7
SANFORD MOBILE LAB		1	6	86%	7
CVS SC4382POCT SPARTANBURG		7			7
COMPLETE FAMILY CARE, LLC/UNIVERSITY OF SAINT MARY		7			7
APC PEDIATRICS			7	100%	7
BOONE DRUG & HEALTHCARE AT DEERFIELD			7	100%	7
SOUTHERN CORRECTIONAL MEDICINE LLC		7			7
GREENVILLE MEMORIAL HOSPITAL LAB			7	100%	7
SOUTH COM HEALTH CLINIC, DEPT. OF THE ARMY		7			7
TREASURE COAST INFECTIOUS DISEASE CONSULTANTS		4	3	43%	7
Parkside Villa		7			7
CVS IL8750POCT CHICAGO		5	2	29%	7
CVS MINUTE CLINIC DIAGNOSTIC MED GRP OF CAL		6	1	14%	7
Ocoee Health Care Center		7			7
VIERA PEDIATRICS		1	6	86%	7
HEALTH CARE LABORATORY SERVICES		1	6	86%	7
BALTIMORE CITY HEALTH DEPT COMMUNICABLE DISEASES AND EPIDEMIOLOGY			7	100%	7
DOCTOR'S IN-HOUSE LAB/COMMUNITY HEALTH CENTERS OF PINELLAS -PINELLAS P			7	100%	7
GAINESVILLE PEDIATRIC ASSOCIATES		1	6	86%	7
MINUTECLINIC, LLC #1431		6	1	14%	7
ABBAY MANOR RETIREMENT RESIDENCE INC		7			7
YAZJI PEDIATRIC CARE LLC DBA TUKA PEDIATRICS			7	100%	7
VICTORIAN MANOR		2	5	71%	7
CVS GA5622POCT DALLAS		5	2	29%	7
PEDIATRICS URGENT CARE, LLC			7	100%	7
CVS NJ837POCT MARLTON		7			7
CVS AZ9210POCT SCOTTSDALE		7			7
DOTHAN WEST FAMILY MEDICINE		5	2	29%	7

# COVID-19: testing by laboratory

Data through May 17, 2021 verified as of May 18, 2021 at 09:25 AM

Data in this report are provisional and subject to change.

The numbers in the table below represent the number of Florida and non-Florida residents for whom test results were received by the Department of Health. A person can be tested by more than one laboratory and can have both positive and negative results. **Therefore, the sum of the numbers in each column will be larger than the total number of people tested.**

Reporting lab	Inconclusive	Negative	Positive	Percent positive	Total
CAMELLIA AT DEERWOOD		2	5	71%	7
GALLUP INDIAN MEDICAL CENTER		7			7
COMMUNITY HEALTH CENTERS OF PINELLAS, INC		4	3	43%	7
BETH ISRAEL DEACONESS MEDICAL CENTER			7	100%	7
ADVENTHEALTH MEDICALGROUP PEDIATRICS AT ORLANDO		7			7
MINUTE CLINIC LLC #1831		7			7
PENINSULA CARE AND REHABILITATION CENTER			7	100%	7
MEDEXPRESS URGENT CARE-DUBOIS		7			7
MEDEXPRESS URGENT CARE-SCOTT TOWNSHIP		6	1	14%	7
PROGRESS PHARMACY INC		2	5	71%	7
FLORIDA PREMIER MEDICAL CARE PA			7	100%	7
DIXIE COUNTY EMERGENCY SERVICES		1	6	86%	7
WALGREENS # 04440		6	1	14%	7
MEDEXPRESS URGENT CARE-MUNCIE		7			7
OCALA REGIONAL KIDNEY CENTER EAST		2	5	71%	7
CVS PA2687POCT EXTON		7			7
SAN DIEGO COUNTY PUBLIC HEALTH LAB			7	100%	7
DIAGNOSTIC & MEDICAL SPECIALISTS OF GREENWICH		5	2	29%	7
CARENOW URGENT CARE-SOUTHLAKE			7	100%	7
ELIAS KANAAN MD PA		6			6
CVS SC4122POCT TAYLORS		6			6
QUENTIN N BURDICK MEMORIAL HEALTH CARE		6			6
MCKENZIE-WILLAMETTE MEDICAL CENTER LAB		6			6
CVS NC2771POCT CLAYTON		5	1	17%	6
MINUTECLINIC DIAGNOSTIC OF OHIO #6139		6			6
FAMILY CARE MEDICAL CENTER			6	100%	6
THE LITTLE CLINIC			6	100%	6
St. Josephs Hospital		4	2	33%	6
CVS IL8744POCT BROOKFIELD		6			6
HOLLY HILL HOME INFUSION SERVICE		5	1	17%	6
BETHESDA COMMUNITY HEALTH CENTER			6	100%	6
Park Ridge Nursing Center		3	3	50%	6
XPRESS URGENT CARE LLC		6			6
MINUTECLINIC, DIAGNOSTIC OF TEXAS, LLC		6			6
ELITE MEDICAL CENTER		1	5	83%	6
APALACHEE CENTER INC		4	2	33%	6
MEDNOW URGENT CARE		3	3	50%	6
SANTOS REHABILITATION CENTER INC			6	100%	6
UW MEDICINE VIROLOGY LAB			6	100%	6
MEDEXPRESS URGENT CARE - BECKLEY		4	2	33%	6
ST BARNABAS HOSPITAL		6			6
MEDEXPRESS URGENT CARE PLEASANT HILLS		5	1	17%	6
NORTHPORT MEDICAL CENTER LAB		6			6
ALLEGRO FLEMING ISLAND		1	5	83%	6
MINUTECLINIC, LLC #07852		5	1	17%	6
CVS MO10053POCT SAINT PETERS		6			6
CVS TN6414POCT SMYRNA		4	2	33%	6

# COVID-19: testing by laboratory

Data through May 17, 2021 verified as of May 18, 2021 at 09:25 AM

Data in this report are provisional and subject to change.

The numbers in the table below represent the number of Florida and non-Florida residents for whom test results were received by the Department of Health. A person can be tested by more than one laboratory and can have both positive and negative results. **Therefore, the sum of the numbers in each column will be larger than the total number of people tested.**

Reporting lab	Inconclusive	Negative	Positive	Percent positive	Total
WELLMED AT FORT PIERCE		4	2	33%	6
SOUTHERN OCEAN MEDICAL CENTER		6			6
NIBHA MEDIRATTA MD PL			6	100%	6
CVS MA1095POCT AMHERST		5	1	17%	6
IVY ROSEN MD PLLC		6			6
ENIGMA DIAGNOSTIC, INC.			6	100%	6
WELLSTAR DOUGLAS HOSPITAL LABORATORY		6			6
FHPG FAMILY MEDICAL CENTER OF TAMPA BAY		1	5	83%	6
CELAL GUROL ERBAY, MD			6	100%	6
WELLMED AT APOLLO BEACH BLVD		4	2	33%	6
CVS TX7821POCT LEAGUE CITY		6			6
SUNSHINE LABORATORY LLC		6			6
AARK LABORATORY		6			6
FLEET LANDING			6	100%	6
ARC POINT LABS OF AUSTIN NORTH			6	100%	6
RIVER CITY PRIMARY AND URGENT CARE			6	100%	6
PUTNAM HOSPITAL CENTER LABORATORY		6			6
FLORIDA HEALTHCARE OF ORLANDO		1	5	83%	6
MEDEXPRESS URGENT CARE - WEIRTON		6			6
DISCOVERY VILLAGE AT DEERWOOD			6	100%	6
UF HEALTH PATHOLOGY LABORATORIES			6	100%	6
MINIUTECLINIC DIAG OF IND, LLC #6553		6			6
MINUTECLINIC DIAG OF IND LLC #6840		6			6
ADVANCED URGENT CARE OF MARATHON		1	5	83%	6
MEDEXPRESS URGENT CARE - PRINCETON		5	1	17%	6
MEDEXPRESS URGENT CARE-PITTSFIELD		6			6
ADVENTHEALTH GORDON		5	1	17%	6
MED EXPRESS URGENT CARE PC - MARYLAND		5	1	17%	6
COVID RAPID LABS		1	5	83%	6
UNILAB OF DADE INC			6	100%	6
ELEVATION HEALTH LABORATORY		6			6
CVS AZ33POCT TEMPE		6			6
JERSEY SHORE MEDICAL CENTER		6			6
ABSOLUTE HEALTH		5	1	17%	6
UT SOUTHWESTERN MEDICAL CENTER			6	100%	6
TALLAHASSEE MEMORIAL HEALTHCARE			6	100%	6
RUSH UNIVERSITY MEDICAL CENTER LABORATORY			6	100%	6
PBSO HEALTH AND WELLNESS CENTER		1	5	83%	6
CVS NJ2508POCT MANALAPAN		6			6
CVS MO5655POCT LIBERTY		3	3	50%	6
HEARTLAND HOME HEALTH CARE		6			6
SARASOTA IMMEDIATE CARE			6	100%	6
MEDEXPRESS URGENT CARE SHADYSIDE		5	1	17%	6
CVS PA2688POCT COLLEGEVILLE		6			6
Advanced Care Center			6	100%	6
ManorCare Rehabilitation Center- Decatur		6			6
MEDEXPRESS URGENT CARE - ELM GROVE		5	1	17%	6



# COVID-19: testing by laboratory

Data through May 17, 2021 verified as of May 18, 2021 at 09:25 AM

Data in this report are provisional and subject to change.

The numbers in the table below represent the number of Florida and non-Florida residents for whom test results were received by the Department of Health. A person can be tested by more than one laboratory and can have both positive and negative results. **Therefore, the sum of the numbers in each column will be larger than the total number of people tested.**

Reporting lab	Inconclusive	Negative	Positive	Percent positive	Total
SIGNATURE URGENT CARE			6	100%	6
GUTHRIE MEDICAL GROUP LABORATORIES		6			6
BROWARD COUNTY HEALTH DEPT.			6	100%	6
TIMBER CREEK PEDIATRICS		6			6
ASCENSION ST VINCENT'S CLAY COUNTY			6	100%	6
VILLAGES HEALTH, THE		4	2	33%	6
CVS OK6225POCT EDMOND		6			6
MEDEXPRESS URGENT CARE - KOKOMO		6			6
CVS MD1515POCT LEONARDTOWN		4	2	33%	6
HILLSBOROUGH COUNTY HEALTH DEPARTMENT			6	100%	6
MEDEXPRESS URGENT CARE - VINELAND S MA		6			6
GOPATH LABORATORIES			6	100%	6
FIRST COAST CARDIOVASCULAR INSTITUTE PA			6	100%	6
Wilkes-Barre VAMC		6			6
PR HEALTH		1	5	83%	6
CLINICAL ASSOCIATES OF ORLANDO LLC		6			6
UT MEMPHIS UNIVERSITY HEALTH SERVICES			6	100%	6
RADEAS			6	100%	6
NORTH OKALOOSA CLINIC CORP		3	3	50%	6
UPMC HEALTH SYSTEM		4	2	33%	6
RHEA MEDICAL CENTER		6			6
WALGREENS SARASOTA		5	1	17%	6
GENESIS FAMILY PRACTICE		3	3	50%	6
ELITE MD GROUP INC		2	4	67%	6
MINUTECLINIC DIAGNOSTIC OF TEXAS, LLC #7435		4	2	33%	6
CVS NH6596POCT HAMPTON		6			6
DELAWARE PUBLIC HEALTH LABORATORY		2	4	67%	6
SAINT PETER'S UNIVERSITY HOSPITAL		6			6
MANORCARE HEALTH SERVICES			6	100%	6
MIAMI RESCUE MISSION CLINIC INC			6	100%	6
WIREGRASS MEDICAL CENTER			6	100%	6
MEDEXPRESS URGENT CARE - WILKES BARRE		5	1	17%	6
DEPARTMENT OF HEALTH AND HUMAN SERVICES DIVISION OF BEHAVIORAL HEALTH		1	5	83%	6
FLORIDA DEPARTMENT OF HEALTH SEMINOLE COUNTY		1	5	83%	6
CVS NE8615POCT LINCOLN		5	1	17%	6
Northwell Lab		2	4	67%	6
CHILDREN'S HOSPITAL OF PHILADELPHIA		5	1	17%	6
ADVENT HEALTH MEDICAL GROUP		5	1	17%	6
PARADIGM LABORATORIES			6	100%	6
FLORIDA MEDICAL SPECIALISTS		2	4	67%	6
Northport VAMC		6			6
LUMADOC HEALTH		4	2	33%	6
ARLINGTON OF NAPLES		6			6
HELIX KH UC		1	5	83%	6
CVS OH2486POCT NILES		4	2	33%	6
CAREWELL 301 - WARWICK			6	100%	6
MINUTECLINIC, LLC #07876		5	1	17%	6

# COVID-19: testing by laboratory

Data through May 17, 2021 verified as of May 18, 2021 at 09:25 AM

Data in this report are provisional and subject to change.

The numbers in the table below represent the number of Florida and non-Florida residents for whom test results were received by the Department of Health. A person can be tested by more than one laboratory and can have both positive and negative results. **Therefore, the sum of the numbers in each column will be larger than the total number of people tested.**

Reporting lab	Inconclusive	Negative	Positive	Percent positive	Total
CVS MA920POCT CLINTON		6			6
VALSPAR CHAMPIONSHIP		6			6
PRINCIPLE HOSPICE SERVICE, LLC		1	5	83%	6
CITIZENS BAPTIST MEDICAL CENTERS LAB		5	1	17%	6
MEDEXPRESS URGENT CARE - MBURG COMMONS		5	1	17%	6
CVS TX10140POCT THE WOODLANDS		5	1	17%	6
HUNTERS CREEK PEDIATRICS		6			6
PREMIER FAMILY HEALTH PA			6	100%	6
PRESBYTERIAN HOME		6			6
LPG COCONUT POINT - FAMILY/ INTERNAL MEDICINE		6			6
BOCA VIPEDIATRICS			6	100%	6
MINUTECLINIC DIAGNOSTIC OF TN PC #442		4	2	33%	6
WAKEMED		1	5	83%	6
ST LUKES HOSPITAL LABORATORY		2	4	67%	6
REDMED OF CROSSTOWN		3	3	50%	6
LRHS Southeastern University		4	2	33%	6
CVS AZ5026POCT MESA		6			6
JOSEF SCHENKER, MD, PC		6			6
CARNEGIE HILL PEDIATRICS LLP		5	1	17%	6
RANDOLPH COUNTY HEALTH & REHABILITATIO		6			6
CVS TX2263POCT SAN ANTONIO		6			6
MERCY URGENT CARE			6	100%	6
FIFTH AVENUE PEDIATRICS		3	3	50%	6
CVS IN5696POCT FORT WAYNE		6			6
MEDEXPRESS URGENT CARE - HUNTINGTON WE		6			6
PHYSICIANS URGENT CARE BERRY FARMS		4	2	33%	6
CVS IN6572POCT INDIANAPOLIS		6			6
MARSHALL MEDICAL CENTER SOUTH LAB		5	1	17%	6
CENTRAL FLORIDA PRIMARY CARE			6	100%	6
Louis Stokes Cleveland VA - Midtown Dialysis Center		6			6
AMERICAN HEALTH ASSOC. LABORATORY SOUTH		4	2	33%	6
GENEVA GENERAL HOSPITAL LABORATORY		4	2	33%	6
BROWARD TRANSITIONAL CENTER			6	100%	6
CARL R DARNALL ARMY MEDICAL CENTER			6	100%	6
STARMED FAMILY & URGENT CARE			6	100%	6
METALABDX		6			6
PALMETTO HEALTH ALLIANCE		3	3	50%	6
ORLANDO HEALTH PHYSICIAN GROUP			6	100%	6
LOS ALAMOS NATIONAL LABORATORY		6			6
DAVISON HEALTH CENTER WESLEYAN UNIVERS		6			6
NORTH FLORIDA PEDIATRICS JASPER			6	100%	6
ANTHONY-BROWN PHARMACY		6			6
RIVERVIEW ALF OPERATOR LLC		1	5	83%	6
ADVENT HEALTH - TUSKAWILLA		4	2	33%	6
COMPUNET CLINICAL LAB			6	100%	6
CVS NATIONAL HARBOR MD2297714CV		6			6
OCHSNER MEDICAL CENTER			6	100%	6

# COVID-19: testing by laboratory

Data through May 17, 2021 verified as of May 18, 2021 at 09:25 AM

Data in this report are provisional and subject to change.

The numbers in the table below represent the number of Florida and non-Florida residents for whom test results were received by the Department of Health. A person can be tested by more than one laboratory and can have both positive and negative results. **Therefore, the sum of the numbers in each column will be larger than the total number of people tested.**

Reporting lab	Inconclusive	Negative	Positive	Percent positive	Total
MERCY COLLEGE HEALTH OFFICE		6			6
CONCENTRA			6	100%	6
CLINICAL CARE ASSOCIATES			6	100%	6
MINUTECLINIC LLC (2335)		5	1	17%	6
MINUTECLINIC DIAG OF IND, LLC #8645		6			6
TEXAS MEDCLINIC			6	100%	6
DOCS URGENT CARE		1	5	83%	6
Army Residence Community		5	1	17%	6
PANCARE HEALTH - ALTHA PUBLIC			6	100%	6
PENN NURSING CENTER		6			6
UNILAB		2	4	67%	6
CVS OH3393POCT AURORA		5	1	17%	6
AMERICAN EAGLE LEESBURG AL LLC DBA VISTA LAKE			6	100%	6
MEDEXPRESS URGENT CARE - SUMMERSVILLE, WEBSTER RD		6			6
OURMED		5	1	17%	6
Oakwood - North Baldwins Center for Living		6			6
PLEASANTVILLE OF SEBASTIAN LLC			6	100%	6
CDRX INFUSION			6	100%	6
OVIDO CHILDRENS HEALTH CENTER LLC		1	5	83%	6
PALM HARBOR DERMATOLOGY		4	2	33%	6
MEDEXPRESS URGENT CARE - LEDGEWOOD		5	1	17%	6
MEDEXPRESS URGENT CARE - FREDERICK		6			6
RURAL HEALTH CARE INC			6	100%	6
MINUTECLINIC LLC #5041		2	4	67%	6
QUICK CARE MED WALK IN AND URGENT CARE			6	100%	6
MARIANNA CBOC		6			6
MANATEE MEMORIAL HOSPITAL CLINICAL LABORATORY			6	100%	6
GIEBEIG FAMILY MEDICINE PA			6	100%	6
BAYCARE ALLIANT HOSPITAL			6	100%	6
CVS IL5797POCT CAROL STREAM		6			6
FAMILY TREE PRIMARY CARE		5	1	17%	6
QUATRACOR PLLC		6			6
Kroger 673 - The Little Clinic Dallas		5	1	17%	6
MEDEXPRESS URGENT CARE - WAXAHACHIE, N HIGHWAY 77		4	2	33%	6
CVS MA2172POCT NORTH GRAFTON		6			6
SOUTHEASTERN DERMATOLOGY GROUP PA		5	1	17%	6
CVS IL1170POCT JOLIET		6			6
MEDEXPRESS URGENT CARE PENNSVILLE		4	2	33%	6
CAPITAL HEALTH PLAN LABORATORIES			6	100%	6
RAPID MEDLAB (004MO)		5	1	17%	6
CVS MI8049POCT WATERFORD		5	1	17%	6
MENORAH MANOR			6	100%	6
MINUTECLINIC MINUTECLINIC #3665		6			6
CVS NV2928POCT LAS VEGAS		6			6
Madison Health & Rehabilitation		6			6
MEDEXPRESS URGENT CARE-HERSHEY		5	1	17%	6
MINUTECLINIC DIAGNOSTIC OF WISCONSIN, LLC		5	1	17%	6

# COVID-19: testing by laboratory

Data through May 17, 2021 verified as of May 18, 2021 at 09:25 AM

Data in this report are provisional and subject to change.

The numbers in the table below represent the number of Florida and non-Florida residents for whom test results were received by the Department of Health. A person can be tested by more than one laboratory and can have both positive and negative results. **Therefore, the sum of the numbers in each column will be larger than the total number of people tested.**

Reporting lab	Inconclusive	Negative	Positive	Percent positive	Total
MOBILE HEALTH MEDICAL SERVICES PC		6			6
TAMPA FAMILY HEALTH CENTER		1	5	83%	6
BROOKDALE CLERMONT			6	100%	6
ST VINCENTS AMBULATORY CARE INC		3	3	50%	6
CVS MA1845POCT WILMINGTON		5	1	17%	6
PATHGROUP LABS, LLC		4	2	33%	6
MINUTECLINIC DIAGNOSTIC OF NH, LLC (CL		5	1	17%	6
CVS SC5550POCT CLOVER		5	1	17%	6
CVS CA9823POCT SACRAMENTO		6			6
MORRIS HALL/ST JOSEPH NURSING CENTER		6			6
PUBLIC HEALTH LAB		6			6
THE WINDSOR OF OCALA		2	4	67%	6
MIZELL MEMORIAL HOSPITAL			6	100%	6
BNR PHARMACY INC		6			6
BAYSHORE POINTE NURSING AND REHAB CENTER			6	100%	6
MAXCARE CLINIC			6	100%	6
PROHEALTH MED		1	5	83%	6
FLORIDA WOMAN CARE LABORATORY			6	100%	6
UNIVERISTY OF MIAMI			6	100%	6
PELICAN LANDING		1	5	83%	6
FLORIDA MEDICAL CLINIC -INTERNAL MED DADE CITY			6	100%	6
CAREMOUNT MEDICAL PC		6			6
URGENT CARE HOUSECALLS PA		5	1	17%	6
WG WINDSOR WOODS SH LLC		6			6
CVS MA2401POCT MARSHFIELD		5	1	17%	6
ALVARO J DANGOND MD PA		4	2	33%	6
TULLAHOMA HMA, LLC		5	1	17%	6
CVS GA2279POCT SUWANEE		6			6
ALL4KIDZ PEDIATRICS LLC		3	3	50%	6
GENTLE MEDICINE ASSOCIATES / DR. REGINE BATAILLE		6			6
QUALITY MEDICAL CARE			6	100%	6
FIVE TOWNS PREMIER REHABILITATION AND, THE		6			6
AMERICAN MEDICAL RESPONSE - DENVER		3	3	50%	6
TAMIAMI LAB MILLENIUM			6	100%	6
ATLANTIC COMMUNITY HIGH SCHOOL		5	1	17%	6
MIDDLEBURG VA CBOC		5	1	17%	6
CURATIVE CARE CENTER INC		1	5	83%	6
MEDICAL CENTER AT OCEAN REEF		1	5	83%	6
MEDEXPRESS URGENT CARE - NORTH LITTLE		5	1	17%	6
LAKEVIEW TERRACE HOME HEALTH SERVICES LLC			6	100%	6
WYCLIFFE BIBLE TRANSLATORS		5			5
PREMIER MEDICAL LABORATORY	1	2	2	40%	5
WATERTOWN URGENT CARE PLLC		5			5
FARRIOR FACIAL PLASTIC SURGERY		5			5
MEDEXPRESS - NEW CASTLE, DUPONT HWY		4	1	20%	5
SJH			5	100%	5
CELERION			5	100%	5

# COVID-19: testing by laboratory

Data through May 17, 2021 verified as of May 18, 2021 at 09:25 AM

Data in this report are provisional and subject to change.

The numbers in the table below represent the number of Florida and non-Florida residents for whom test results were received by the Department of Health. A person can be tested by more than one laboratory and can have both positive and negative results. **Therefore, the sum of the numbers in each column will be larger than the total number of people tested.**

Reporting lab	Inconclusive	Negative	Positive	Percent positive	Total
CLINICAL CARE INC			5	100%	5
JOHN T MACKAY MD			5	100%	5
FLORIDA HOSPITAL LAKE MARY		5			5
ELITE CARE			5	100%	5
GRADY MEMORIAL HOSPITAL/MICRO			5	100%	5
PEDIATRIC URGENT HEALTH CARE			5	100%	5
HUNT CLUB MEDICAL CARE			5	100%	5
Birchaven		5			5
MINUTECLINIC DIAGNOSTIC OF MICHIGAN, P		5			5
FORSYTH HOUSE			5	100%	5
NORTHWOOD UNIVERSITY-BENNETT SPORTS CENTER		5			5
DAVENPORT PEDIATRICS PA		1	4	80%	5
WESTMINSTER SHORES			5	100%	5
MEDEXPRESS URGENT CARE LAVALE		5			5
PREMIER PEDIATRICS		1	4	80%	5
INDIAN RIVER PRIMARY CARE PA		5			5
WILLOW CREEK RETIREMENT CENTER		5			5
NOVANT HEALTH UVA		2	3	60%	5
FELICIDAD MEDICAL CENTER INC			5	100%	5
MEDEXPRESS URGENT CARE, MILLCREEK		5			5
LOYOLA UNIVERSITY MEDICAL CENTER LABORATORY			5	100%	5
COLUMBIA MEMORIAL HOSPITAL LABORATORY		5			5
EGL GENETICS DIAGNOSTICS			5	100%	5
FLORIDA CLINICAL LABORATORY - BIOREFERENCE LABORATORIES		2	3	60%	5
WELL HEALTH WORKS, LLC - THE GARDEN THEATER		5			5
NORTHERN MICHIGAN UNIVERSITY ATHLETICS		5			5
MINUTECLINIC DIAGNOSTIC PA #3344		5			5
CULLMAN REGIONAL URGENT CARE		4	1	20%	5
VIBRA HEALTH LABORATORY			5	100%	5
EXCEL URGENT CARE OF NJ, LLC		3	2	40%	5
CITRUS HEALTH NETWORK INC		2	3	60%	5
MEDEXPRESS URGENT CARE - WALDORF, CRAIN HWY		5			5
MIAMI MEDICAL CONSULTANT PA			5	100%	5
MD NOW MEDICAL CENTER INC			5	100%	5
DICKSON MEDICAL ASSOCIATES PC PATH LAB		4	1	20%	5
LabCorp of America			5	100%	5
CLINICAL PATHOLOGY LABORATORIES			5	100%	5
PEDIATRICS OF ALTAMONTE		5			5
Crowne Health Care of Montgomery		5			5
PIEDMONT NEWNAN HOSPITAL		4	1	20%	5
EAST CENTRAL FLORIDA OUT PATIENT IMAGING			5	100%	5
RURAL/METRO MIDSOUTH,		5			5
FRANCES WARDE MEDICAL LABORATORY		2	3	60%	5
JOSEPH SCHENKER MD PC		5			5
ADVENTHEALTH MEDICAL GROUP PEDIATRICS		2	3	60%	5
LAKE COUNTY DETENTION CENTER		3	2	40%	5
WILSON PEDIATRICS			5	100%	5

# COVID-19: testing by laboratory

Data through May 17, 2021 verified as of May 18, 2021 at 09:25 AM

Data in this report are provisional and subject to change.

The numbers in the table below represent the number of Florida and non-Florida residents for whom test results were received by the Department of Health. A person can be tested by more than one laboratory and can have both positive and negative results. **Therefore, the sum of the numbers in each column will be larger than the total number of people tested.**

Reporting lab	Inconclusive	Negative	Positive	Percent positive	Total
LIVING WATERS MEDICAL CENTER			5	100%	5
FOUNDCARE, INC			5	100%	5
Hillspring of Springboro		5			5
MINUTE CLINIC DIAGNOSTIC OF KANSAS PA		5			5
LAKE MARY HEALTH AND REHABILITATION CENTER		1	4	80%	5
CVS NC7548POCT FUQUAY VARINA		4	1	20%	5
AEL KNOXVILLE			5	100%	5
EASTCHESTER PEDIATRIC MEDICAL GROUP		5			5
CAREMOUNT MEDICAL PC - BEDFORD URGENT		5			5
OCCMED SOLUTIONS		2	3	60%	5
NAVAL MEDICAL CENTER			5	100%	5
WASHINGTON COLLEGE HEALTH SERVICES		5			5
MARION COUNTY FIRE RESCUE		3	2	40%	5
MONROE COUNTY DEPT OF PUBLIC HEALTH ST		5			5
AUGUSTA HEALTH			5	100%	5
WOODHULL MEDICAL AND MENTAL HEALTH CTR		5			5
WASHINGTON STATE DEPARTMENT OF HEALTH PUBLIC HEALTH LABORATORIES			5	100%	5
GOOD SAMARITAN HOSPITAL		3	2	40%	5
Wynfield Park Health and Rehabilitation		5			5
JUPITER ISLAND MEDICAL CLINIC INC		5			5
SUTTER TRACY COMMUNITY HOSPITAL			5	100%	5
STVHCS - Dental Outpatient Clinic		5			5
TANNER MEDICAL CENTER EAST AL		5			5
PATIENT FIRST - ALLENTOWN			5	100%	5
Life Care Center of Estero			5	100%	5
MEDEXPRESS URGENT CARE HUNTINGTON		5			5
FLORIDA DEPARTMENT OF HEALTH - INVERNESS		3	2	40%	5
INTERNAL MEDICINE & PRIMARY CARE ASSOCIATES, PLC			5	100%	5
MID FLORIDA HEALTH INC			5	100%	5
CVS MA634POCT KINGSTON		4	1	20%	5
ADVENTHEALTH MEDICAL GROUP COMMUNITY MEDICINE		4	1	20%	5
CARENOW URGENT CARE - WINTER SPRINGS		4	1	20%	5
Brookcrest Nursing Home		5			5
MINUTECLINIC DIAG OF IND, LLC #5369		4	1	20%	5
ST JOHNS BIOMEDICAL LAB		5			5
CVS OH6149POCT UPPER ARLINGTON		2	3	60%	5
SKYLINE UROLOGY		5			5
ENT AND ALLERGY ASSOCIATES OF FLORIDA, LLC			5	100%	5
CVS MA217POCT TEWKSBURY		4	1	20%	5
EAST BANK HOSPITAL - UNIVERSITY OF MINNESOTA MEDICAL CENTER			5	100%	5
BOROPARK URGENT CARE		4	1	20%	5
CARENOW URGENT CARE - CENTRAL AUSTIN		1	4	80%	5
VA SALT LAKE CITY HCS		5			5
PRECISION LABS LLC		2	3	60%	5
MINUTECLINIC DIAGNOSTIC MED GRP OF ORA		4	1	20%	5
RELIANT IMMUNE DIAGNOSTICS			5	100%	5
COMMONS AT ORLANDO LUTHERAN TOWERS SNF			5	100%	5

# COVID-19: testing by laboratory

Data through May 17, 2021 verified as of May 18, 2021 at 09:25 AM

Data in this report are provisional and subject to change.

The numbers in the table below represent the number of Florida and non-Florida residents for whom test results were received by the Department of Health. A person can be tested by more than one laboratory and can have both positive and negative results. **Therefore, the sum of the numbers in each column will be larger than the total number of people tested.**

Reporting lab	Inconclusive	Negative	Positive	Percent positive	Total
Kroger 099 - The Little Clinic Fort Collins		5			5
THE CLINIC OF PEDIATRICS & GI MEDICINE, INC			5	100%	5
BAPTIST HEALTH - TOWN CENTER			5	100%	5
REELFOOT FAMILY WALK IN CLINIC		4	1	20%	5
SOUTHEAST GEORGIA PHYSICIAN ASSOCIATES		4	1	20%	5
BROOME COUNTY HEALTH DEPARTMENT		4	1	20%	5
AMI ST FRANCIS HOSPITAL LABORATORY		4	1	20%	5
Rio Pinar Health Care			5	100%	5
CAPE COD HOSPITAL			5	100%	5
THE DOCTORS CENTER HEALTHCARE-SOUTHSIDE		1	4	80%	5
INVERNESS FAMILY CARE HIGH RISK PLLC			5	100%	5
MASSENA HOSPITAL LABORATORY		5			5
MEDEXPRESS URGENT CARE - SOUTH PARKERSBURG		5			5
CVS PA258POCT MCKEES ROCKS		5			5
UNIVERISTY OF MEMPHIS ATHLETIC TRAINI		5			5
CVS AZ10150POCT PHOENIX		4	1	20%	5
CVS OH3329POCT LAKEWOOD		5			5
WILLIAM S MIDDLETON MEMORIAL VET HOSP		5			5
APOLLO GARDENS RETIREMENT RESIDENCE CARE		5			5
LAKEVIEW HEALTHCARE SYSTEM LLC			5	100%	5
BRIGHAM AND WOMEN'S HOSPITAL		1	4	80%	5
MID - FLORIDA PATHOLOGY LLC		1	4	80%	5
ARKANSAS DEPARTMENT OF HEALTH			5	100%	5
MINUTE CLINIC DIAGNOSTIC OF VIRGINIA, LLC #6292		4	1	20%	5
BEACH HOUSE		5			5
FALLSBURG CHAI		5			5
JACKSON SOUTH COMMUNITY HOSPITAL LAB			5	100%	5
MEDEXPRESS URGENT CARE- COLUMBIA HEIGH		5			5
CHAMPLAIN VALLEY PHYSICIANS HOSPITAL		3	2	40%	5
MINNESOTA DEPARTMENT OF HEALTH PUBLIC HEALTH LABORATORY DIVISION	1		4	80%	5
KINGSTON RESIDENCE OF MARION		5			5
OPTUMCARE FLORIDA, LLC		3	2	40%	5
ALPHADERA LABS, LLC			5	100%	5
URGENT CARE COASTAL GA			5	100%	5
MEDEXPRESS URGENT CARE FOX CHAPEL		5			5
CFP PHYSICIANS GROUP			5	100%	5
LIFEGUARD AMBULANCE SERVICE LLC - BAY COUNTY			5	100%	5
IVY CREEK URGENT CARE OF ENTERPRISE			5	100%	5
UNIVERSITY OF MIAMI / SCCC RESEARCH LABORATORY			5	100%	5
XRL SXF REF LAB		5			5
CVS MA915POCT BEVERLY		3	2	40%	5
URGENT MED INC		3	2	40%	5
SOUTH FLORIDA RESEARCH ORGANIZATION			5	100%	5
ATLANTIC SURGERY CENTER OF JACKSONVILLE BEACH		5			5
PALM BEACH DIGESTIVE ASSOCIATES			5	100%	5
FRESENIUS MEDICAL CARE			5	100%	5
MORGAN STANLEY HEALTH CENTER		5			5

# COVID-19: testing by laboratory

Data through May 17, 2021 verified as of May 18, 2021 at 09:25 AM

Data in this report are provisional and subject to change.

The numbers in the table below represent the number of Florida and non-Florida residents for whom test results were received by the Department of Health. A person can be tested by more than one laboratory and can have both positive and negative results. **Therefore, the sum of the numbers in each column will be larger than the total number of people tested.**

Reporting lab	Inconclusive	Negative	Positive	Percent positive	Total
AMAVIDA		5			5
PINECREST PEDIATRICS GROUP LLC			5	100%	5
BUEN PASTOR MEDICAL CENTER, INC			5	100%	5
REHABILITATION CENTER AT JUPITER GARDENS		5			5
LAFAYETTE NURSING AND REHAB			5	100%	5
CVS SC2269POCT COLUMBIA		4	1	20%	5
CAREHERE LCS- EUSTIS			5	100%	5
UCF STUDENT HEALTH SERVICES LABORATORY		2	3	60%	5
Oceanside Health & Rehabilitation Center		5			5
THE UNIVERSITY OF VERMONT MEDICAL CENTER		4	1	20%	5
URGENT TEAM MANAGEMENT OF TENNESSEE, L		4	1	20%	5
MINUTECLINIC DIAGNOSTIC OF OHIO #5060		4	1	20%	5
WYOMING PUBLIC HEALTH LAB			5	100%	5
MEDEXPRESS URGENT CARE MARTINSBURG		3	2	40%	5
Walker BaptistMedCtr		4	1	20%	5
UNIVERSITY OF CHICAGO MEDICAL CENTER LAB			5	100%	5
HELIX URGENT CARE			5	100%	5
NEW YORK STATE DEPARTMENT OF HEALTH			5	100%	5
COPELAND MEDICAL CLINIC		3	2	40%	5
WEST PACIFIC MEDICAL LABORATORY			5	100%	5
MEDEXPRESS URGENT CARE - RUNNEMEDE		3	2	40%	5
NORTH SHORE HEMATOLOGY-ONCOLOGY ASSOCIATES, PC		5			5
DELTONA VA CBOC		4	1	20%	5
BIOTECH CLINICAL LABORATORY			5	100%	5
REGIONAL MEDICAL CENTER BAYONET POINT			5	100%	5
STEUBEN COUNTY PUBLIC HEALTH		5			5
CVS CA9606POCT TEMECULA		5			5
Arbors at Marietta		5			5
SCIENCE CARE			5	100%	5
Home Health Care Clinic		4	1	20%	5
VA OUTPATIENT PHARMACY			5	100%	5
INNOVATIVE COVID-DIVERSEY			5	100%	5
DIAGNOSTECHS		4	1	20%	5
MEDICAL UNIVERSITY SC HOSPITAL			5	100%	5
CVS IL4778POCT EVANSTON		5			5
VIDANT MEDICAL CENTER			5	100%	5
SIENA COLLEGE SPORTS MEDICINE CENTER		5			5
CVS TX5877POCT PEARLAND		5			5
MEDEXPRESS URGENT CARE - ROCKAWAY		5			5
PATIENT FIRST			5	100%	5
SOUTH BEND MEDICAL FOUNDATION			5	100%	5
Rosedale Green		5			5
OMNICARE PHARMACY OF TEXAS 1, LP DBA OMNICARE		5			5
JOE DIMAGGIO CHILDREN'S HOSPITAL		1	4	80%	5
MASSASHUSETTS STATE LAB INSTITUTE		2	3	60%	5
Arbors at Stow		5			5
BROOKDALE NEW PORT RICHEY			5	100%	5



# COVID-19: testing by laboratory

Data through May 17, 2021 verified as of May 18, 2021 at 09:25 AM

Data in this report are provisional and subject to change.

The numbers in the table below represent the number of Florida and non-Florida residents for whom test results were received by the Department of Health. A person can be tested by more than one laboratory and can have both positive and negative results. **Therefore, the sum of the numbers in each column will be larger than the total number of people tested.**

Reporting lab	Inconclusive	Negative	Positive	Percent positive	Total
MINUTECLINIC DIAGNOSTIC OF PENNSYLVAN		4	1	20%	5
WALGREENS# 00323		5			5
CVS PA1657POCT YORK		4	1	20%	5
THE RETREAT AT PORT ORANGE			5	100%	5
MEMORIAL HEALTHCARE SYSTEM		1	4	80%	5
CVS MA2600POCT WEYMOUTH		4	1	20%	5
KEYSTONE REHABILITATION AND HEALTH CENTER		1	4	80%	5
METHODIST HEALTHCARE UNIVERSITY HOSPIT		5			5
OLEAN GENERAL HOSPITAL		5			5
CVS NV408817POCT LAS VEGAS		1	4	80%	5
LABS PLUS LLC		5			5
MONTCLAIR STATE UNIV/HLTH & WELLNESS		5			5
PHOEBE SUMTER MEDICAL CENTER LABORATORY		4	1	20%	5
CONCENTRA - ORLANDO SOUTH II		4	1	20%	5
MEDICAL CENTER OF BLOUNTSTOWN			5	100%	5
MINUTECLINIC DIAGNOSTIC OF PENNSYLVANIA, LLD #1545		5			5
HAWTHORNE HEALTH AND REHABILITATION			5	100%	5
CULLMAN REGIONAL MEDICAL CENTER		3	2	40%	5
IPSUM DIAGNOSTICS LLC		5			5
L3HARRIS FAMILY MEDICAL CENTER		1	4	80%	5
QUEST DIAGNOSTICS PSC		1	4	80%	5
CLEVELAND CLINIC MARTIN HEALTH NURSING & RESTORATIVE		5			5
MEDEXPRESS URGENT CARE - MOUNTAIN HOME		4	1	20%	5
TMH PHYSICIAN PARTNERS SOUTHWOOD		1	4	80%	5
MINUTECLINIC DIAGNOSTIC OF OHIO #6192		5			5
MEDEXPRESS URGENT CARE - WEST ST PAUL, ROBERT ST S		4	1	20%	5
PIEDMONT HOSPITAL LAB			5	100%	5
CVS MA929POCT FRANKLIN		5			5
WINCHESTER MEDICAL CENTER			5	100%	5
WELLMED AT SOUTH STUART		4	1	20%	5
CVS NH1004POCT SALEM		4	1	20%	5
PHYSICIANS IMMEDIATE CARE CHICAGO			5	100%	5
RAS MEDICAL SOLUTIONS, LLC		4	1	20%	5
ALLIANCE FOR MULTISPECIALTY RESEARCH		5			5
AHC Decatur County		5			5
PATIENT FIRST - LEESBURG			5	100%	5
MEDEXPRESS URGENT CARE - BECKLEY CROSS		4	1	20%	5
ADVANCED HEART CARE OF SOUTH FLORIDA		5			5
PHYSICIANS IMMEDIATE CARE ELGIN			5	100%	5
MEDEXPRESS URGENT CARE - DANVILLE		5			5
PM PEDIATRICS OF SELDEN		3	2	40%	5
COVENANT COLLEGE HEALTH SERVICES		5			5
FAMILY TREE DNA			5	100%	5
MINUTECLINIC DIAG OF IND, LLC #6483		3	2	40%	5
LEVY COUNTY DEPT. OF PUBLIC SAFETY		2	3	60%	5
QUINTON MEMORIAL HEALTH CARE CENTER		5			5
CVS IN6757POCT COLUMBUS		5			5

# COVID-19: testing by laboratory

Data through May 17, 2021 verified as of May 18, 2021 at 09:25 AM

Data in this report are provisional and subject to change.

The numbers in the table below represent the number of Florida and non-Florida residents for whom test results were received by the Department of Health. A person can be tested by more than one laboratory and can have both positive and negative results. **Therefore, the sum of the numbers in each column will be larger than the total number of people tested.**

Reporting lab	Inconclusive	Negative	Positive	Percent positive	Total
ST LUCIE COUNTY HEALTH DEPARTMENT		4	1	20%	5
SAFETY HARBOR SENIOR LIVING			5	100%	5
Kroger 449 - The Little Clinic Mountain Park		4	1	20%	5
PEDIATRICS OF CENTRAL FLORIDA - POINCIANA		3	2	40%	5
CYPRESS CREEK MEDICAL CENTER			5	100%	5
COOPER HOSPITAL/UNIVERSITY MEDICAL		5			5
IMMERSION RESIDENTIAL LLC			5	100%	5
THONOTOSASSA COMMUNITY HEALTH CENTER		1	4	80%	5
SPRINGHILL SENIOR RESIDENCE		5			5
ADVANCED PEDIATRICS OF BOCA LLC			5	100%	5
FRESENIUS KIDNEY CARE SOUTH ORLANDO			5	100%	5
LPG PEDIATRICS AT CAPE CORAL		5			5
WOMACK ARMY MEDICAL CENTER			5	100%	5
NORTH DADE NURSING AND REHABILITATION CENTER			5	100%	5
GENTLE HANDS MOBILE PHLEBOTOMY			5	100%	5
MINUTECLINIC DIAGNOSTIC OF PA LLC		5			5
VA PRIMARY CARE ANNEX			5	100%	5
CVS SC1540POCT MYRTLE BEACH		4	1	20%	5
Samuel S. Stratton VAMC		5			5
AKRON GENERAL MEDICAL CENTER MAIN		5			5
ADERHOLT MEDICAL, LLC		5			5
PRL NYC PANDEMIC RESPONSE LAB			5	100%	5
TANNER MEDICAL CENTER LABORATORY		4	1	20%	5
MEDEXPRESS URGENT CARE- ALLISON PARK		3	2	40%	5
MEDEXPRESS URGENT CARE - BRIDGEVILLE		5			5
WHITE WILSON MEDICAL CENTER - FWB		1	4	80%	5
CARE CENTER OF LAKE PLACID		1	4	80%	5
PRECISION DIAGNOSTICS INC - NJ		5			5
SOUTH FLORIDA FAMILY HEALTH & RESEARCH CTR			5	100%	5
DEPARTMENT OF PATHOLOGY ROME MEMORIAL		3	2	40%	5
BOND & STEELE CLINIC PA D/B/A BOND CLINIC PA		5			5
PHYSICIANS QUALITY CARE			5	100%	5
FLORIDA PRIMARY CARE AND SPORTS MEDICINE INC		2	3	60%	5
ST JOSEPHS BEHAVIORAL HEALTH CENTER			5	100%	5
MIAMI CANCER INSTITUTE			5	100%	5
FLORIDA PRIMARY & SPECIALTY CARE		5			5
CVS NC2749POCT CONCORD		5			5
NATURE COAST PRIMARY CARE LAB LLC		1	4	80%	5
CVS IL7017POCT BLOOMINGTON		5			5
MEDEXPRESS URGENT CARE - CHERRY HILL		5			5
MONTEFIORE MEDICAL CENTER LABS MONTEFIORE		4	1	20%	5
HEALTHCARE NETWORK OF SOUTHWEST FLORIDA			5	100%	5
INFECTION CONTROL/ EMPHEALTH		3	2	40%	5
ATLANTA PLUS URGENT CARE			5	100%	5
KETTERING HEALTH			5	100%	5
CVS CA9858POCT SANTA CLARITA		4	1	20%	5
UNC HOSPITAL/MCLENDON CLINICAL LABORATORIES			5	100%	5

# COVID-19: testing by laboratory

Data through May 17, 2021 verified as of May 18, 2021 at 09:25 AM

Data in this report are provisional and subject to change.

The numbers in the table below represent the number of Florida and non-Florida residents for whom test results were received by the Department of Health. A person can be tested by more than one laboratory and can have both positive and negative results. **Therefore, the sum of the numbers in each column will be larger than the total number of people tested.**

Reporting lab	Inconclusive	Negative	Positive	Percent positive	Total
BAPTIST HOSPITAL EMPLOYEE HEALTH OFF			5	100%	5
BLUETAIL MEDICAL GROUP, LLC		4	1	20%	5
MINUTECLINIC LLC #3351			5	100%	5
CLINICAL LABORATORIES OF THE BUFFALO		4	1	20%	5
MINUTECLINIC, LLC #7139		5			5
RUSSELL SAGE COLLEGE WELLNESS CENTER		5			5
LIFEPLUS HEALTHCARE GROUP INC		5			5
THE DOCTOR'S OFFICE OF WEST CALDWELL		5			5
PORT ORANGE NURSING & REHAB			5	100%	5
FLORIDA HEALTH CARE PLANS STIRLING CENTER			5	100%	5
PINES HEALTH MART PHARMACY		5			5
CVS IN7653POCT EVANSVILLE		4	1	20%	5
ELDER ALTERNATIVES INC		3	2	40%	5
MINUTECLINIC DIAGNOSTIC MED GRP OF SAN		4	1	20%	5
LABCORP UNSPECIFIED		5			5
MINUTECLINIC DIAG OF IND, LLC #6472		5			5
FASTCARE LLC			5	100%	5
GULF COAST VETERANS HCS PANAMA CITY OPC		5			5
FINLAY		1	4	80%	5
CVS AZ9290POCT PHOENIX		4	1	20%	5
VEIL VALLEY MEDICAL CENTER			5	100%	5
ADVENTHEALTH MEDICAL GROUP PEDIATRICS AT APOPKA		5			5
HELIX DIAGNOSTIX		2	3	60%	5
BAYSHORE LABORATORY		4	1	20%	5
AHF PUBLIC HEALTH LABORATORY			5	100%	5
SEASIDE MANOR			5	100%	5
FLAGLER HEALTH SERVICES INC			5	100%	5
URGENT CARE OF ERWIN		5			5
CVS NE5714POCT OMAHA		4	1	20%	5
MD ANDERSON CANCER CENTER DI BAY AREA			5	100%	5
ANY LAB TEST FAST CORP		3	1	25%	4
CVS NV8784POCT LAS VEGAS		3	1	25%	4
PARKWAY DRUGS OF ONEIDA COUNTY NORTH I		3	1	25%	4
Crowne Health Care of Greenville		4			4
BAYLOR ESOTERIC AND MOLECULAR LAB			4	100%	4
WALGREENS #07034		4			4
NDX-CORE LAB			4	100%	4
HAMPTON ALF AT 24TH ROAD LLC			4	100%	4
CVS TX3292POCT WYLIE		4			4
DERMATOLOGY SPECIALISTS OF FL - DR. JON WARD			4	100%	4
KENTUCKY CABINET FOR HEALTH AND FAMILY SERVICES			4	100%	4
LATCHER LABORATORY OF A O FOX MEMORIAL		2	2	50%	4
SOUTH FLORIDA URGENT CARE CENTERS, LLC			4	100%	4
HEALTH EXPRESS URGENT CARE		2	2	50%	4
CVS CA9803POCT RIVERSIDE		4			4
GASTROENTEROLOGY ASSOC OF PENSACOLA, PA		2	2	50%	4
SOUTH MIAMI HOSPITAL		1	3	75%	4

# COVID-19: testing by laboratory

Data through May 17, 2021 verified as of May 18, 2021 at 09:25 AM

Data in this report are provisional and subject to change.

The numbers in the table below represent the number of Florida and non-Florida residents for whom test results were received by the Department of Health. A person can be tested by more than one laboratory and can have both positive and negative results. **Therefore, the sum of the numbers in each column will be larger than the total number of people tested.**

Reporting lab	Inconclusive	Negative	Positive	Percent positive	Total
MOBIL LAB FOR ALL INC		4			4
CVS MA654POCT ACTON		4			4
CVS IN6605POCT INDIANAPOLIS		3	1	25%	4
COMMUNITY HEALTH CENTERS INC			4	100%	4
MEDEXPRESS URGENT CARE - WESTFIELD, E MAIN ST		3	1	25%	4
OHIO HEALTH DOCTORS HOSPITAL			4	100%	4
FLORIDA HOSPITAL ALTAMONTE		2	2	50%	4
ARCPOINT LABS OF ALTAMONTE SPRINGS		2	2	50%	4
PM PEDIATRICS OF SELDEN PLLC		4			4
CVS OH6164POCT DELAWARE		4			4
DEPARTMENT OF HEALTH AND HUMAN SERVICES		2	2	50%	4
MEDHELP PELHAM		4			4
FHPG TAMPA PRIMARY CARE			4	100%	4
CENTRAL FLORIDA INTERNAL OCCUPATIONAL AND		4			4
MOUNT SINAI AVENTURA DIAGNOSTIC CENTER			4	100%	4
EDITH NOURSE ROGERS MEMORIAL VAMC		4			4
CVS CA9145POCT SANTEE		3	1	25%	4
CVS IL8753POCT CHICAGO		4			4
Loretto Health and Rehabilitation Center		4			4
SOUTH BAY CORRECTIONAL FACILITY			4	100%	4
PILGRIM PHARMACY INC		4			4
ELEVATION DIAGNOSTICS		4			4
CVS PA10825POCT PLYMOUTH MEETING		4			4
BASCOM PALMER EYE INSTITUTE			4	100%	4
PLAINVIEW PRIMARY CARE		4			4
MOBILE URGENT CARE			4	100%	4
MEDEXPRESS URGENT CARE, FAIRMONT		4			4
15 TO KNOW			4	100%	4
JUPITER INTERNAL MEDICINE AND ASSOCIATES			4	100%	4
WILLIAM A HINTON STATE LABORATORY INSTITUTE		1	3	75%	4
Oak Creek Terrace		4			4
Kroger 186 - The Little Clinic Holiday Manor		3	1	25%	4
CVS IN6555POCT BROWNSBURG		4			4
METHODIST HEALTHCARE - MEMPHIS HOSP		4			4
CVS CT288POCT BRISTOL		3	1	25%	4
OPTUM OF RED ROAD		4			4
CALUSA HARBOUR			4	100%	4
ADMERA HEALTH			4	100%	4
BUCKINGHAM PLACE ALF		4			4
UNIVERSITY OF WASHINGTON MEDICAL CENTER (UWMC) EMERGENCY DEPT.			4	100%	4
WAKE FOREST MEDICAL CENTER LABORATORY			4	100%	4
MEDEXPRESS URGENT CARE - WEXFORD		4			4
MEDICAL CENTER ENTERPRISE			4	100%	4
OCEAN MEDICAL CENTER		3	1	25%	4
TUFTS MEDICAL CENTER		1	3	75%	4
KAISER PERMANENTE REGIONAL LAB		4			4
AURORA BAYCARE UROLOGY			4	100%	4

# COVID-19: testing by laboratory

Data through May 17, 2021 verified as of May 18, 2021 at 09:25 AM

Data in this report are provisional and subject to change.

The numbers in the table below represent the number of Florida and non-Florida residents for whom test results were received by the Department of Health. A person can be tested by more than one laboratory and can have both positive and negative results. **Therefore, the sum of the numbers in each column will be larger than the total number of people tested.**

Reporting lab	Inconclusive	Negative	Positive	Percent positive	Total
GUTHRIE MEDICAL GROUP - CORNING		3	1	25%	4
VA Boston HCS-West Roxbury Division		3	1	25%	4
MEDRITE MEDICAL CARE PC		4			4
W.G. (Bill) Hefner VAMC		4			4
Kroger 125 - The Little Clinic Castle Rock		3	1	25%	4
DACH MAIN LAB			4	100%	4
SOMA MEDICAL CENTER PA #3 PALOMINO			4	100%	4
NEMOURS CHILDREN'S URGENT CARE LAKE NONA			4	100%	4
ACCENT PHYSICIAN SPECIALISTS PA		4			4
Overton Brooks VAMC		4			4
ACCESS 365 URGENT CARE LLC		2	2	50%	4
BARRANCO CLINIC PA, THE	1	3			4
MEDEXPRESS URGENT CARE - ANDERSON		4			4
EAST TENNESSEE CHILDREN'S HOSPITAL		3	1	25%	4
UF HEALTH PATHOLOGY LABORATORIES			4	100%	4
ENCOMPASS HOME HEALTH		4			4
ROAN DRUG COMPANY LLC		4			4
REHABILITATION CENTER OF WINTER PARK,THE			4	100%	4
MPG JACKSONVILLE ATLANTIC BLVD		1	3	75%	4
Kennedy University Hospital -Wash Twp L		4			4
HILLVIEW LABORATORY			4	100%	4
Waycross Health and Rehabilitation		4			4
GREEN BAY BLIZZARD OFFICE		4			4
BETTERMED URGENT CARE			4	100%	4
LEESBURG REGIONAL MEDICAL CENTER URGENT CARE			4	100%	4
CVS TX5807POCT PEARLAND		4			4
NEXT BIO RESEARCH SERVICES, LLC		1	3	75%	4
CORIZON HEALTH INC			4	100%	4
DEACONESS HOSPITAL			4	100%	4
CLINICAL CARE CENTER, INC			4	100%	4
CVS IL2297144CV CHICAGO		4			4
SANFORD SOUTH UNIVERSITY		4			4
HEARTLAND - CHARLESTON OF HANAHAN SC,		4			4
ASCENSION ST VINCENT'S MEDICAL CENTER		3	1	25%	4
BETHPAGE MEDICAL PLLC		4			4
CENTRAL FLORIDA WELLNESS LLC		4			4
SOUTHLAND SUITES OF LAKE LAND			4	100%	4
State Lab Unspecifd			4	100%	4
CVS CA9751POCT AGOURA		4			4
OPTUM FLORIDA		3	1	25%	4
Kroger 124 - The Little Clinic University		3	1	25%	4
MAILBOX DIAGNOSTICS		2	2	50%	4
MEDEXPRESS URGENT CARE-ARLINGTON		3	1	25%	4
MEDEXPRESS URGENT CARE - FORT SMITH		4			4
GERALD CHAMPION REGIONAL MEDICAL CENTE		4			4
CVS TX1057POCT SAN ANTONIO		3	1	25%	4
LUVERNE HEALTH AND REHABILITATION		4			4

# COVID-19: testing by laboratory

Data through May 17, 2021 verified as of May 18, 2021 at 09:25 AM

Data in this report are provisional and subject to change.

The numbers in the table below represent the number of Florida and non-Florida residents for whom test results were received by the Department of Health. A person can be tested by more than one laboratory and can have both positive and negative results. **Therefore, the sum of the numbers in each column will be larger than the total number of people tested.**

Reporting lab	Inconclusive	Negative	Positive	Percent positive	Total
A PATTERN MEDICAL CLINIC		4			4
EPI			4	100%	4
REMEDY URGENT CLINIC		2	2	50%	4
FLORENCE - HUNTSVILLE HOSPITAL URGENT CARE		3	1	25%	4
BRANDON REGIONAL EMERGENCY CTR			4	100%	4
IMA MEDICAL CENTER OF OVIEDO			4	100%	4
INTERMOUNTAIN HEALTHCARE CENTRAL LABORATORY			4	100%	4
COMMUNITY HEALTH CENTER OF WEST PALM BEACH			4	100%	4
CVS CA8861POCT BUENA PARK		4			4
MAURY REGIONAL MEDICAL CENTER		4			4
OLYMPUS HEALTH AND PERFORMANCE			4	100%	4
MEDEXPRESS URGENT CARE - LITTLE ROCK		3	1	25%	4
AHC of Mckenzie		4			4
CVS OH4300POCT STRONGSVILLE		4			4
UVA HEALTH SYSTEM MEDICAL LABORATORIES			4	100%	4
FLORIDA HEART AND VASCULAR			4	100%	4
MYKIDZMD PEDIATRICS PLLC		4			4
RELIANT ACUTE CARE			4	100%	4
SunTerrace Health Care Center		3	1	25%	4
CONSULATE HEATH CARE AT WEST ALTAMONTE			4	100%	4
PM PEDIATRICS OF BAYSIDE, PLLC - MANHASSET		4			4
CVS MI8091POCT FRASER		3	1	25%	4
FAMILY MEDICINE AT WATERMAN		4			4
SUMMERFORD NURSING HOME, INC.		4			4
MIAMI COMMUNITY HEALTH CENTER INC		1	3	75%	4
SIGNATURE CARE EMERGENCY CENTER		2	2	50%	4
LAHEY CLINIC MEDICAL CENTER			4	100%	4
SUMMIT CLINICAL LABORATORIES LLC			4	100%	4
Westminster Manor		3	1	25%	4
CUMBERLAND MEDICAL CENTER INC		4			4
MEDICINE SHOPPE #1306 THE		3	1	25%	4
CVS TN7144POCT BARTLETT		4			4
BARTON MEMORIAL HOSPITAL		3	1	25%	4
NHC HealthCare, Cookeville		4			4
AIRPORT CLINIC			4	100%	4
ST. LUKE'S HOSPITAL - BETHLEHEM CAMPUS		1	3	75%	4
TMH REHABILITATION CENTER		4			4
SOFTCELL L-FORM LABORATORIES, LLC		1	3	75%	4
HEALTHQUEST, INC		3	1	25%	4
INDIAN RIVER SHERIFF OFFICE		4			4
INDUSTRY LAB DIAGNOSTIC PARTNERS			4	100%	4
PALM BEACH CANCER INSTITUTE			4	100%	4
WALGREENS #04311		4			4
1ST CHOICE URGENT CARE CENTER LLC		3	1	25%	4
FLORIDA CANCER SPECIALISTS AND RESEARCH		2	2	50%	4
FISHERMEN'S HOSPITAL			4	100%	4
POINTE MEDICAL SERVICES INC		2	2	50%	4

# COVID-19: testing by laboratory

Data through May 17, 2021 verified as of May 18, 2021 at 09:25 AM

Data in this report are provisional and subject to change.

The numbers in the table below represent the number of Florida and non-Florida residents for whom test results were received by the Department of Health. A person can be tested by more than one laboratory and can have both positive and negative results. **Therefore, the sum of the numbers in each column will be larger than the total number of people tested.**

Reporting lab	Inconclusive	Negative	Positive	Percent positive	Total
SHARP MEMORIAL HOSPITAL MICROBIOLOGY DEPT			4	100%	4
ADVANCED URGENT CARE LLC		1	3	75%	4
MINNESOTA DEPARTMENT OF HEALTH LABORATORY	1		3	75%	4
STONE CLINICAL LABORATORIES OF FL LLC		4			4
GENUS DIAGNOSTICS			4	100%	4
BETHPAGE EXTENDED HOURS CENTER		4			4
PATHOLOGY REFERENCE LAB LLC			4	100%	4
NHC HealthCare, Pulaski		4			4
CRESTAR LABS		2	2	50%	4
MEMORIAL HEALTH CARE SYSTEMS			4	100%	4
Willowbrooke Court at Country House		4			4
MEDEXPRESS URGENT CARE CHICOPEE		3	1	25%	4
FLORIDA HOSPITAL LABORATORIES		4			4
CVS OH4301POCT NORTHFIELD		4			4
TRUE HEALTH- HOFFNER		3	1	25%	4
FLORIDA HEALTHCARE PLAN			4	100%	4
BELLIN HEALTH LAB		1	3	75%	4
CVS MA1006POCT BROCKTON		4			4
MERCY HOSPITAL			4	100%	4
Bethany Health and Rehab		4			4
FHCP - ORMOND BEACH			4	100%	4
RENE F CEDENO DMD PA		4			4
BETHESDA HOSPITAL WEST BLOOD GAS LAB			4	100%	4
MEDEXPRESS URGENT CARE - SOMERSET TOWNSHIP		4			4
TAVARES VA COMMUNITY OUTPATIENT CLINIC		4			4
HAVEN CUSTEAD CARE CENTER		1	3	75%	4
CVS MA2125POCT NATICK		3	1	25%	4
WELLSTREET BUCKHEAD SOUTH		3	1	25%	4
Kroger 339 - The Little Clinic Highlands - Bardstown Road		4			4
UNIVERSITY OF MIAMI STUDENT HEALTH SERVICE			4	100%	4
DYNACARE LABORATORIES			4	100%	4
HALIFAX HEALTH CARE FOR WOMEN		3	1	25%	4
PENINSULA REGIONAL MED CTR LAB			4	100%	4
John L. McClellan Memorial Veterans Hospital		4			4
APOPKA FAMILY HEALTH CENTER		3	1	25%	4
MEDEXPRESS URGENT CARE, LANCASTER WEST		2	2	50%	4
PRIMECARE		2	2	50%	4
MEDEXPRESS URGENT CARE - TEAYS VALLEY		3	1	25%	4
ORLANDO REGIONAL HEALTH SERVICES		2	2	50%	4
HAMILTON MEDICAL CENTER LABORATORY		2	2	50%	4
CALLE OCHO DIALYSIS			4	100%	4
CVS MN6811POCT PLYMOUTH		4			4
ST PETE DIRECT PRIMARY CARE		2	2	50%	4
MEDEXPRESS URGENT CARE - HADLEY		4			4
Kroger 959 - The Little Clinic Carmel		4			4
WELLSTREET - PONCE DE LEON		4			4
COVENIENT CARE MEDICAL CLINIC			4	100%	4

# COVID-19: testing by laboratory

Data through May 17, 2021 verified as of May 18, 2021 at 09:25 AM

Data in this report are provisional and subject to change.

The numbers in the table below represent the number of Florida and non-Florida residents for whom test results were received by the Department of Health. A person can be tested by more than one laboratory and can have both positive and negative results. **Therefore, the sum of the numbers in each column will be larger than the total number of people tested.**

Reporting lab	Inconclusive	Negative	Positive	Percent positive	Total
FLORIDA DEPARTMENT OF HEALTH (FDOH)		2	2	50%	4
CVS PA1193POCT JENKINTOWN		4			4
PREMIER MEDICAL CLINIC		2	2	50%	4
MINUTECLINIC DIAGNOSTIC OF NORTH CARO		4			4
ARCPOINT LABS OF FORT LAUDERDALE, FL CENTRAL		1	3	75%	4
MEDEXPRESS URGENT CARE - CINNAMINSON		3	1	25%	4
EMERALD TRACE		4			4
WESLEY CHAPEL INTERNAL MEDICINE AND PEDIATRICS			4	100%	4
URGENT CARE OF THE SMOKIES			4	100%	4
FAMILY MEDICINE AT WINTER PARK			4	100%	4
CANOPY PEDIATRICS		4			4
SONNI'S PEDIATRICS		1	3	75%	4
INTERMARKET FACILITY			4	100%	4
RIVER CITY MEDICAL ASSOCIATES INC			4	100%	4
CARTERSVILLE MEDICAL CENTER		1	3	75%	4
WE CARE - CARNIVAL CRUISELINE		4			4
HOME DOCS		2	2	50%	4
CELEBRATION PEDIATRICS			4	100%	4
GILCHRIST COUNTY HEALTH DEPT			4	100%	4
WHITE EARTH IHS MAIN LAB		4			4
WALGREENS #3811		1	3	75%	4
LB Broen Home		4			4
CVS HEALTH, #5962		4			4
LAKE MARY PEDIATRICS			4	100%	4
PRESBYTERIAN FAMILY HEALTHCARE-KASEMAN		4			4
JFK INTERNAL MEDICINE FACULTY PRACTICE		2	2	50%	4
DEBORAH HEART AND LUNG CENTER		4			4
PANCARE HEALTH YOUNGSTOWN			4	100%	4
ELITE PRIMARY CARE OF WAYCROSS		1	3	75%	4
LABQ CLINICAL DIAGNOSTICS		4			4
NEULIFE NEUROLOGICAL SERVICES LLC			4	100%	4
SUMNER REGIONAL MEDICAL CENTER		3	1	25%	4
BEAUFORT MEMORIAL			4	100%	4
MEDEXPRESS URGENT CARE - TULSA, S YALE AVE		4			4
MC DIAGNOSTIC OF CONNECTICUT, PC #252		3	1	25%	4
TARPON SPRINGS PEDIATRICS, LLC			4	100%	4
Hunterdon Medical Center Laboratory		4			4
ASPEN VALLEY HOSPITAL			4	100%	4
MARK HOANG MD PA			4	100%	4
CAPITAL HEALTH LABORATORY INC			4	100%	4
SONIC REFERENCE LABORATORY			4	100%	4
NAVAL HOSPITAL CAMP PENDLETON			4	100%	4
HARBOUR ISLAND PEDIATRICS LLC			4	100%	4
SOUTH FLORIDA PEDIATRIC PARTNERS			4	100%	4
DEPARTMENT OF HEALTH AND ENVIRONMENTAL CONTROL			4	100%	4
Metro West Nursing and Rehab			4	100%	4
INTRACOASTAL LABS INC		4			4



# COVID-19: testing by laboratory

Data through May 17, 2021 verified as of May 18, 2021 at 09:25 AM

Data in this report are provisional and subject to change.

The numbers in the table below represent the number of Florida and non-Florida residents for whom test results were received by the Department of Health. A person can be tested by more than one laboratory and can have both positive and negative results. **Therefore, the sum of the numbers in each column will be larger than the total number of people tested.**

Reporting lab	Inconclusive	Negative	Positive	Percent positive	Total
SINAI POST ACUTE NURSING AND REHAB CE		4			4
PDL PHARMACY CORP			4	100%	4
FLORIDA MEDICAL CENTER		1	3	75%	4
SOUTHWESTERN REGIONAL MEDICAL CENTER - TULSA		4			4
CVS CA9497POCT IRVINE		4			4
COVANCE CLS			4	100%	4
GET WELL EXPRESS URGENT CARE & WALK-IN CLINIC			4	100%	4
MARSHFIELD LABORATORIES			4	100%	4
CVS OH2381POCT LEWIS CENTER		4			4
SIMEDHEALTH, LLC		2	2	50%	4
HAWAII DEPARTMENT OF HEALTH			4	100%	4
BRENTWOOD SENIOR LIVING AT ST PETE			4	100%	4
MICHIGAN HEALTH CLINIC LABORATORIES		3	1	25%	4
VITAL CARE URGENT CARE			4	100%	4
AFFINITY URGENT CARE			4	100%	4
CARENOW-LEBANON		2	2	50%	4
Kroger 752 - The Little Clinic Central Station		3	1	25%	4
COMMUNITY PHYSICIANS OF NORTH PORT PA			4	100%	4
MINUTECLINIC, LLC #5707		4			4
MD NOW URGENT CARE - DELRAY WEST			4	100%	4
MD ANDERSON			4	100%	4
TOTAL RENAL LAB		3	1	25%	4
AFC URGENT CARE GUNBARREL			4	100%	4
SINAI PLAZA NURSING AND REHAB CENTER			4	100%	4
COLONIAL MEDICAL CENTER-EAST ORLANDO			4	100%	4
COVID PROCESSING SITE			4	100%	4
H/L of WEst AShley Rhabilitation and Nursing Center		4			4
ACCESS RECOVERY SOLUTIONS LLC			4	100%	4
MEDEXPRESS URGENT CARE- FORT WORTH N T		4			4
CVS CA9492POCT YORBA LINDA		4			4
FLORIDA HOSPITAL PHYSICIANS GROUP		1	3	75%	4
ST. MARY'S HOSPITAL			4	100%	4
OMNICARE PHARMACY OF TEXAS 1		4			4
ADVENTHEALTH MEDICAL GROUP ADULT AND SENIOR HEALTH		1	3	75%	4
UNIVERSITY OF MICHIGAN		2	2	50%	4
MEDEXPRESS URGENT CARE-VINLAND SOUTH		3	1	25%	4
MEDAC AT PORTERS NECK			4	100%	4
SPRINGHILL MEMORIAL HOSPITAL		4			4
PINELLAS POINT NURSING AND REHAB			4	100%	4
NOVANT HEALTH PRESBYTERIAN		2	2	50%	4
UNION CITY MANOR NURSING CENTER		4			4
CVS OH4499POCT LYNTHURST		2	2	50%	4
ENGLE CENTER FOR HEALTH SERVICES		4			4
CVS NH2257POCT MANCHESTER		4			4
DR. G'S URGENT CARE			4	100%	4
University Plaza Rehabilitation and Nursing			4	100%	4
OPP HEALTH AND REHABILITATION		4			4

# COVID-19: testing by laboratory

Data through May 17, 2021 verified as of May 18, 2021 at 09:25 AM

Data in this report are provisional and subject to change.

The numbers in the table below represent the number of Florida and non-Florida residents for whom test results were received by the Department of Health. A person can be tested by more than one laboratory and can have both positive and negative results. **Therefore, the sum of the numbers in each column will be larger than the total number of people tested.**

Reporting lab	Inconclusive	Negative	Positive	Percent positive	Total
LEON MEDICAL CENTERS, LLC			4	100%	4
Georgiana Health and Rehabilitation, LLC		4			4
REFUGE A HEALING PLACE, THE			4	100%	4
PHYSICIANS IMMEDIATE CARE AURORA			4	100%	4
CVS PA4000POCT INDIANA		4			4
UAB URGENT CARE CLINIC			4	100%	4
Sears Coastal Nursing and Rehab		4			4
JERSEY IRISH MEDICAL (DBA AFC URGENT C		3	1	25%	4
CVS OH6167POCT ASHLAND		4			4
CVS MO4850POCT SPRINGFIELD		4			4
CVS TX7156POCT RICHARDSON		4			4
MEDEXPRESS URGENT CARE - HACKETTSTOWN		3	1	25%	4
NYC PUBLIC HEALTH LABS			4	100%	4
CONSOLIDATED LABORATORY SERVICES			4	100%	4
EXTENDICARE HEALTH & REHAB CENTER		4			4
Marian Manor, Inc		4			4
OKLAHOMA STATE UNIVERSITY DIAGNOSTIC LAB			4	100%	4
ASCENDI HOME HEALTH AGENCY INC			4	100%	4
INFINITI LABS INC			4	100%	4
THE OASIS ALF		4			4
Mill Valley Care Center		4			4
CVS MA2297677CV BOSTON		4			4
DTR LABS		3	1	25%	4
MINUTECLINIC DIAG OF IND, LLC #6908		4			4
Eldorado Rehab & Healthcare		4			4
Glenis Dr VA Outpatient Clinic		3	1	25%	4
MEDEXPRESS URGENT CARE - MARKHAM STREE		3	1	25%	4
HARBORCHASE OF VILLAGES CROSSING			4	100%	4
Harbor House		4			4
CAPTAIN JAMES A. LOVELL FEDERAL HEALTHCARE CENTER			4	100%	4
Heartland of Boynton Beach			4	100%	4
Smoky Mountain Nursing and Rehabilitation Center		4			4
SMOKY MOUNTAIN URGENT CARE AND FAMILY MEDICINE CENTER			4	100%	4
DOUGLASVILLE NURSING AND REHABILITATIO		4			4
REGIONAL MEDICAL LAB			4	100%	4
MONTANA DEPARTMENT OF PUBLIC HEALTH & HUMAN SERVICES			4	100%	4
MEDFIRST URGENT CARE			4	100%	4
MIDDLETON PEDIATRICS			4	100%	4
CVS CA8872POCT ALISO VIEJO		4			4
UMMC MIDTOWN CAMPUS			4	100%	4
BE WELL PHARMACY		4			4
FAMILY MEDICAL CLINIC HOMESTEAD, LLC			4	100%	4
IMA MEDICAL CENTER OF WEST TAMPA		2	2	50%	4
CARE ONE PRIMARY CARE			4	100%	4
PROMPT CARE OF CENTRAL FLORIDA LLC		1	3	75%	4
WINDER NURSING INC DBA WINDER HEALTH CARE		4			4
CVS MA1121POCT WESTFORD		4			4

# COVID-19: testing by laboratory

Data through May 17, 2021 verified as of May 18, 2021 at 09:25 AM

Data in this report are provisional and subject to change.

The numbers in the table below represent the number of Florida and non-Florida residents for whom test results were received by the Department of Health. A person can be tested by more than one laboratory and can have both positive and negative results. **Therefore, the sum of the numbers in each column will be larger than the total number of people tested.**

Reporting lab	Inconclusive	Negative	Positive	Percent positive	Total
RML PHARMACY PC		4			4
SACRED HEART HEALTH SYSTEMS INC			4	100%	4
MEDEXPRESS URGENT CARE - WICHITA, S SENECA ST		2	2	50%	4
WELLSTAR PAULDING HOSPITAL		4			4
MEDEXPRESS URGENT CARE-CHIPPEWA		3	1	25%	4
Bay View Nursing and Rehabilitation Center		3	1	25%	4
CHILDREN'S HEALTHCARE OF ATLANTA		4			4
RAJ K PAI MD PA			4	100%	4
CVS MINUTE CLINIC DIAGNOSTIC MED GRP		4			4
CENTERPLACE HEALTH, INC			4	100%	4
Kroger 895 - The Little Clinic Green Hills		4			4
Lakeview Village		4			4
ELIZABETH CITY HEALTH & REHABILITATION		4			4
UNIVERSITY OF MIAMI HOSPITALS & CLINIC			4	100%	4
ACHN CLINIC			4	100%	4
CAREWELL URGENT CARE			4	100%	4
NOT GIVEN		1	3	75%	4
MAYO CLINIC BEACHES PRIMARY CARE CTR		3	1	25%	4
HELIX BIOMEDICS LLC			4	100%	4
AIREVAC INTERNATIONAL		4			4
Orchid Cove at Naples			4	100%	4
CAREWELL 202			4	100%	4
BAPTIST HEALTH MEDICAL CENTER			4	100%	4
ADVENTHEALTH NEW SMYRNA BEACH COMMUNITY HEALTH			4	100%	4
Medilodge of Alpena		4			4
PANCARE HEALTH - PONCE DE LEON			4	100%	4
Good Samaritan Society - Fairfield Glade		4			4
ManorCare Health Services Camp Hill		4			4
OHIO CVS STORES		3	1	25%	4
CVS NC4169POCT FAYETTEVILLE		4			4
Millennium Nursing & Rehab Center		4			4
MEDEXPRESS URGENT CARE NORWIN		4			4
JOHNNIE RUTH CLARKE LAB			4	100%	4
FCHC (OB)-DARWIN SQUARE CTR.			4	100%	4
BIOTEST PLASMA CENTER		4			4
COOK HOSPITAL AND CARE CENTER		3	1	25%	4
STEAMBOAT EMERGENCY CENTER			4	100%	4
LAKESIDE HOSPITAL BELLE GLADE			4	100%	4
MEDEXPRESS URGENT CARE-SELINGSGROVE		3	1	25%	4
CVS CA9485POCT MISSION VIEJO		4			4
PREMIER PEDIATRICS LLC			4	100%	4
CORTLAND REGIONAL MEDICAL CENTER		4			4
AFTER HOURS PEDS			4	100%	4
CROSSROADS URGENT CARE PLLC		4			4
URGENT CARE - OCONEE		2	2	50%	4
CARE ATC ARLINGTON CENTRAL PARK		4			4
SOUTHEASTERN REGIONAL MEDICAL CENTER			4	100%	4

# COVID-19: testing by laboratory

Data through May 17, 2021 verified as of May 18, 2021 at 09:25 AM

Data in this report are provisional and subject to change.

The numbers in the table below represent the number of Florida and non-Florida residents for whom test results were received by the Department of Health. A person can be tested by more than one laboratory and can have both positive and negative results. **Therefore, the sum of the numbers in each column will be larger than the total number of people tested.**

Reporting lab	Inconclusive	Negative	Positive	Percent positive	Total
SIGNATURE CARE MONTROSE		2	2	50%	4
FASTMED URGENT CARE			4	100%	4
MINUTECLINIC DIAGNOSTIC OF VIRGINIA, LLC #392		4			4
LIVINGSTON COUNTY DEPT OF HEALTH REPRO			4	100%	4
LOUISIANA DEPT. OF HEALTH AND HOSPITALS-INFECTIOUS DISEASE EPI SECTION			4	100%	4
BAPTIST HOSPITAL NURSING/PATIENT CARE			4	100%	4
NEMOURS CHILDREN'S CLINIC			4	100%	4
LIFE CARE HOME HEALTH SERVICES LLC		1	3	75%	4
MEDEXPRESS URGENT CARE, HANOVER		3	1	25%	4
LAKE FOREST PARK OP CO LLC		4			4
CVS NJ1927POCT GREEN BROOK		4			4
CHILDREN'S MEDICAL GROUP		4			4
CVS MA969POCT PALMER		4			4
MINUTECLINIC DIAG OF IND LLC #1367		4			4
DEPARTMENT OF HEALTH/ NEW YORK			4	100%	4
IMIC INC RESEARCH			4	100%	4
CVS MO8555POCT KANSAS CITY		4			4
ORANGE COUNTY HEALTH DEPARTMENT		2	2	50%	4
Health Care Center of Jacksonville			4	100%	4
VA West Los Angeles Medical Center		4			4
VA Ann Arbor HCS		3	1	25%	4
PEACEHEALTH LABORATORIES		3	1	25%	4
HCR ManorCare Greentree		4			4
CATSKILL REGIONAL MEDICAL CENTER		4			4
EXPRESS TESTING-ONE			4	100%	4
STANFORD HEALTH CARE ANATOMIC PATHOLOGY & CLINICAL LAB			4	100%	4
MEADOWS AT CYPRESS GARDENS, THE		3	1	25%	4
LIFEHOPE LABS			4	100%	4
CVS CT692POCT NORTH HAVEN		4			4
ST JOHN'S RIVERSIDE HOSPITAL		3	1	25%	4
HACKENSACK MERIDIAN URGENT CARE, PC		4			4
CVS MINUTE CLINIC		1	3	75%	4
BAYSTATE MEDICAL CENTER		2	2	50%	4
HARRINGTON PARK HEALTH AND REHAB		3			3
NEW GEN LABS			3	100%	3
OMNI HEALTHCARE INC		1	2	67%	3
PIEDMONT MOUNTAINSIDE HOSPITAL LAB - E		3			3
MARLBORO URGENT CARE		3			3
TAMPA		1	2	67%	3
BLACKWATER RIVER			3	100%	3
BROOKDALE OAKBRIDGE		1	2	67%	3
MARYLAND STATE DEPT OF HEALTH	2		1	33%	3
PHYSICIANS MEDICAL CENTER		3			3
WEST COCOA PHARMACY			3	100%	3
CENTURY LINK SPORTS COMPLEX			3	100%	3
INTERNAL MEDICINE & PEDIATRICS WELLNESS CENTER			3	100%	3
CANOPY AT HARPER LAKE, THE			3	100%	3

# COVID-19: testing by laboratory

Data through May 17, 2021 verified as of May 18, 2021 at 09:25 AM

Data in this report are provisional and subject to change.

The numbers in the table below represent the number of Florida and non-Florida residents for whom test results were received by the Department of Health. A person can be tested by more than one laboratory and can have both positive and negative results. **Therefore, the sum of the numbers in each column will be larger than the total number of people tested.**

Reporting lab	Inconclusive	Negative	Positive	Percent positive	Total
ST CLOUD PHARMACY AND WELLNESS CENTER		2	1	33%	3
CAPTIAL REGIONAL MEDICAL CENTER			3	100%	3
F W HUSTON MEDICAL CENTER SENIOR LIVIN		3			3
LRHS Florida Poly Tech		3			3
MANORCARE NURSING & REHABILITATION CENTER-NAPLES		3			3
Kroger 758 - The Little Clinic Providence		3			3
Diversicare of Ripley		3			3
MED FUSION			3	100%	3
CAPE REGIONAL URGENT CARE MARMORA		2	1	33%	3
CVS RI326POCT NORTH SMITHFIELD		3			3
Maryfield Inc. dba Pennybyrn		3			3
Kings County Hospital Center			3	100%	3
MEMORIAL HOSPITAL OF TAMPA			3	100%	3
MASSACHUSETTS DEPARTMENT OF HEALTH			3	100%	3
MEDIC INFUSION PA		3			3
NORTHWEST FLORIDA CLINICAL LAB		1	2	67%	3
CVS PA7132POCT THORNDALE		3			3
NASSAU COUNTY HEALTH DEPARTMENT-FERNANDINA BEACH C		3			3
Cleveland Clinic Weston			3	100%	3
ATLANTIS OUTPATIENT CENTER		3			3
Farmville Health & Rehab Center		3			3
UK HEALTHCARE			3	100%	3
HARBORCHASE OF STUART			3	100%	3
WEILL CORNELL MEDICAL ASSOCIATES - EAST SIDE		3			3
INTERCOASTAL FAMILY PRATICE		1	2	67%	3
ALVERNO CLINICAL LABORATORIES			3	100%	3
CVS PA2296POCT MACUNGIE		3			3
MEMORIAL HERMANN CONSOLIDATED LABORATORY SERVICES			3	100%	3
FLAGLER FAMILY MEDICINE PA			3	100%	3
CVS OH2540POCT HILLIARD		3			3
MEDICAL CITY DALLAS HOSPITAL			3	100%	3
HEALTH AND WELLNESS URGENT CARE LLC			3	100%	3
COASTAL PEDIATRIC CARE			3	100%	3
ST LUKE'S BOISE REGIONAL MEDICAL CENTER		3			3
MEDEXPRESS URGENT CARE - WHEELING		2	1	33%	3
DIGNITY HEALING LLC			3	100%	3
NC STATE LABORATORY OF PUBLIC HEALTH		3			3
CURATIVE TEXAS			3	100%	3
ORCHID COVE DAYTONA			3	100%	3
MISSISSIPPI CARE CENTER OF DEKALB LLC		3			3
CVS IN6559POCT AVON		3			3
PRISMA HEALTH MIDLANDS			3	100%	3
PINELLAS CHD - CLEARWATER		2	1	33%	3
TRUE HEALTH - LAKE UNDERHILL		3			3
HAMILTON COUNTY HEALTH DEPARTMENT		3			3
KIDSVILLE PEDIATRICS IV PA		1	2	67%	3
WALGREENS NO 19542		3			3

# COVID-19: testing by laboratory

Data through May 17, 2021 verified as of May 18, 2021 at 09:25 AM

Data in this report are provisional and subject to change.

The numbers in the table below represent the number of Florida and non-Florida residents for whom test results were received by the Department of Health. A person can be tested by more than one laboratory and can have both positive and negative results. **Therefore, the sum of the numbers in each column will be larger than the total number of people tested.**

Reporting lab	Inconclusive	Negative	Positive	Percent positive	Total
MAYO		1	2	67%	3
CELEBRATION PRIMARY CARE ASSOCIATES LLC		3			3
NEWCARE PRIMARY MEDICINE			3	100%	3
CLINICA HISPANIA			3	100%	3
JOJAN PHARMA INC		3			3
PROHEALTH PRIMARY CARE - GLEN OAKS		3			3
Florida Baptist Retirement Center		1	2	67%	3
TOMAH VAMC		2	1	33%	3
SOUTH COUNTY MENTAL HEALTH CENTER INC			3	100%	3
CVS MA335POCT RAYNHAM		3			3
BNC Medical Investors, LLC Berrien Nursing & Rehabilitation Center		3			3
LEGACY ER AND URGENT CARE			3	100%	3
NORTH CAROLINA DEPT OF HEALTH & HUMAN SRVCS STATE LAB OF PUBLIC HEALTH			3	100%	3
GEISINGER COMMUNITY MEDICAL CENTER			3	100%	3
UNIVERSITY HEALTH SERVICES RIVER CAMPUS		2	1	33%	3
Fort Gaines Health and Rehab		3			3
CVS SC5471POCT LEXINGTON		2	1	33%	3
WEST TN HEALTH MED NORTH		3			3
OCEAN PEDIATRIC CARE			3	100%	3
320 S TRANSIT ST		3			3
GONZALEZ MD AND ASWAD MD HEALTH SERVICES			3	100%	3
NORTHSIDE FAMILY MEDICINE AND URGENT CARE (HOLLY SPRINGS)		3			3
CERTIVIA LABORATORIES			3	100%	3
Walgreens #5984		3			3
RICHMOND CITY DEPARTMENT OF PUBLIC HEALTH			3	100%	3
LEE MEMORIAL HOSPITAL BLOOD GAS LAB			3	100%	3
CVS MO10151POCT SPRINGFIELD		2	1	33%	3
CVS AZ7841POCT TUCSON		3			3
WISE HEALTH SYSTEM		1	2	67%	3
WALGREENS #07502		3			3
PENSACOLA MEDICAL CLINIC LLC			3	100%	3
SPARROW CENTRAL LAB			3	100%	3
ONslow MEMORIAL HOSPITAL LABORATORY		3			3
MCGUFFEY HEALTH CARE CENTER INC		3			3
NORTHSIDE HOSPITAL D/B/A ARTHRITIS		3			3
BOND & STEELE CLINIC, PA			3	100%	3
Greystone Health Care Center		3			3
NOVA SOUTHEASTERN UNIVERSITY		2	1	33%	3
ALCALA PHARMACEUTICALS			3	100%	3
COMMUNITY MEDICAL CENTER			3	100%	3
GENDERXPRESS/PICTURE ME PERFECT IMAGING			3	100%	3
EASTERN NEW MEXICO MEDICAL CENTER		3			3
CHOTA COMMUNITY HEALTH SERVICES		2	1	33%	3
KAP MEDICAL GROUP, LLC			3	100%	3
FLORIDA LABORATORY ANALYSIS, LLC			3	100%	3
TAYLOR MANOR		1	2	67%	3
TIEHH BIOTERRORISM RESPONSE LAB			3	100%	3

# COVID-19: testing by laboratory

Data through May 17, 2021 verified as of May 18, 2021 at 09:25 AM

Data in this report are provisional and subject to change.

The numbers in the table below represent the number of Florida and non-Florida residents for whom test results were received by the Department of Health. A person can be tested by more than one laboratory and can have both positive and negative results. **Therefore, the sum of the numbers in each column will be larger than the total number of people tested.**

Reporting lab	Inconclusive	Negative	Positive	Percent positive	Total
2412 LEBANON PIKE		2	1	33%	3
NEMOURS CHILDRENS PRIMARY CARE MAITLAND			3	100%	3
BAPTIST OUTPATIENT SERVICES			3	100%	3
STARLING AT SAN JOSE			3	100%	3
MEDEXPRESS-HOUSTON EAST FWY		1	2	67%	3
PUBLIC HEALTH TRUST OF MIAMI DADE COUNTY			3	100%	3
Kroger 753 - The Little Clinic Goss Avenue		3			3
UHEALTH JACKSON URGENT CARE - CUTLER BAY		1	2	67%	3
SUMMIT MEDICAL GROUP - WEST ORANGE		3			3
SERENADES BY SONATA		1	2	67%	3
ADRIANA M CASTRO MD PA		3			3
RCA LABORATORY SERVICES LLC			3	100%	3
SOFTLAB			3	100%	3
MARYWOOD NURSING CARE CENTER		3			3
MID FLORIDA CLINICAL LABORATORY		2	1	33%	3
NEW SMYRNA BEACH AMBULATORY CARE CTR		2	1	33%	3
VICAR'S LANDING NURSING HOME		2	1	33%	3
Eugene J. Towbin Healthcare Center		3			3
Lebanon VAMC		2	1	33%	3
Kroger 592 - The Little Clinic Alexander Plaza		2	1	33%	3
TERRACE OF ST CLOUD, THE		2	1	33%	3
CVS M05727POCT PLATTE CITY		3			3
HELIX LW UC		1	2	67%	3
Maple Lawn MCF		3			3
THE OASIS BEACHSIDE		3			3
CVS NV5942POCT LAS VEGAS		3			3
CORE CLINICS, LLC		3			3
CAMPAZZI CONCIERGE MEDICAL SERVICES		2	1	33%	3
BROOKDALE ALTAMONTE SPRINGS			3	100%	3
CORNERSTONE MEDICAL CARE OF BRANDON		2	1	33%	3
TWELVE OAKS RECOVERY CENTER			3	100%	3
ASANTE THREE RIVERS MEDICAL CENTER LAB		3			3
BRADENTON PHYSICIAN MEDICAL CENTER			3	100%	3
JERSEY IRISH MEDICAL		3			3
WAL-MART STORES EAST LP		2	1	33%	3
HOUSTON MEDICAL CENTER			3	100%	3
PROPATH			3	100%	3
MANASOTA PEDIATRICS			3	100%	3
CVS AZ7263POCT PHOENIX		3			3
DISPATCHHEALTH-FLORIDA INC		3			3
BROADWAY HEALTH FLORIDA MEDICAL CLINIC URGENT CARE			3	100%	3
MEDEXPRESS URGENT CARE - JEANNETTE		3			3
CARESPOT-WELLINGTON			3	100%	3
BOONES CREEK URGENT CARE		1	2	67%	3
CVS AZ1720POCT QUEEN CREEK		3			3
HOPE HEALTH CARE, LLC		3			3
Medilodge of Monroe		3			3

# COVID-19: testing by laboratory

Data through May 17, 2021 verified as of May 18, 2021 at 09:25 AM

Data in this report are provisional and subject to change.

The numbers in the table below represent the number of Florida and non-Florida residents for whom test results were received by the Department of Health. A person can be tested by more than one laboratory and can have both positive and negative results. **Therefore, the sum of the numbers in each column will be larger than the total number of people tested.**

Reporting lab	Inconclusive	Negative	Positive	Percent positive	Total
Glenview Terrace Nursing Center		3			3
SOUTHEAST GEORGIA HEALTH SYSTEM BRUNS		3			3
Huntington Health Care and Rehabilitation Center		3			3
CVS TX7675POCT RED OAK		1	2	67%	3
SURETOX LABORATORY LLC		2	1	33%	3
RIGHT AT HOME			3	100%	3
ACCESS LABORATORIES LLC			3	100%	3
COOSA VALLEY HEALTHCARE CENTER LLC		3			3
CVS IN6608POCT NEW PALESTINE		1	2	67%	3
HOLY CITY MED URGENT CARE			3	100%	3
Crowne Health Care of Eufaula		3			3
THE DOCTORS OFFICE OF BRICK, LLC		3			3
MONTANA PUBLIC HEALTH LAB			3	100%	3
THE CENTER FOR DISCOVERY		3			3
The Good Shepherd		3			3
NORTHWELL HEALTH			3	100%	3
THE MEDICAL CENTER			3	100%	3
QUEST DIAGNOSTICS INCORPORATED	1		2	67%	3
SCIENTIFIC LABORATORY DIVISION			3	100%	3
Hackensack Univ Medical Center At Pasc		2	1	33%	3
John Knox Manor Inc II		2	1	33%	3
CVS IL2788POCT BUFFALO GROVE		3			3
CVS MA137POCT QUINCY		3			3
UNIVERSITY URGENT CARE			3	100%	3
THE PATHOLOGY LABORATORY		1	2	67%	3
CROSSVILLE MEDICAL GROUP		1	2	67%	3
Grandview Health Care Center		3			3
LPG PEDIATRICS AT LEHIGH ACRES		2	1	33%	3
CVS MINUTE CLINIC #5836		3			3
Jackson Health Care Facility		1	2	67%	3
ESCO DRUG CO INC		3			3
PRECIDENT FLORIDA		3			3
PRIMARY CARE CENTER OF LAKE CITY, THE			3	100%	3
ENCOMPASS HEALTH HOME HEALTH		1	2	67%	3
MEDEXPRESS URGENT CARE-BLOOMFIELD AVEN		2	1	33%	3
ACL LABORATORIES INDUSTRIAL TOXICOLOGY			3	100%	3
HIALEAH SHORES NURSING AND		2	1	33%	3
MEDEXPRESS - WILMINGTON KIRKWOOD HIGHWAY		2	1	33%	3
24TH WEAPONS OF MASS DESTRUCTION - CIVIL SUPPORT		3			3
HEPATOLOGY DIAGNOSTIC LAB			3	100%	3
SENTARA NORFOLK GENERAL HOSPITAL CENTRAL LAB			3	100%	3
ADVENT HEALTH MEDICAL GROUP FAMILY MEDICINE			3	100%	3
YATES COUNTY PUBLIC HEALTH		3			3
VA OUTPATIENT CLINIC-NEW PORT RICHEY			3	100%	3
CHILDREN'S HEALTHCARE OF ATLANTA AT EG		3			3
MIDWAY SPECIALTY CARE RX LLC		1	2	67%	3
KISSIMMEE URGENT CARE		3			3



# COVID-19: testing by laboratory

Data through May 17, 2021 verified as of May 18, 2021 at 09:25 AM

Data in this report are provisional and subject to change.

The numbers in the table below represent the number of Florida and non-Florida residents for whom test results were received by the Department of Health. A person can be tested by more than one laboratory and can have both positive and negative results. **Therefore, the sum of the numbers in each column will be larger than the total number of people tested.**

Reporting lab	Inconclusive	Negative	Positive	Percent positive	Total
VALLEY HOSPITAL MEDICAL CENTER		1	2	67%	3
MINUTECLINIC #1773		3			3
VIRTUA MEMORIAL HOSPITAL BURLINGTON COUNTY		1	2	67%	3
ALLIANCE LABS @LRMC			3	100%	3
OPENTRONS PRL		2	1	33%	3
Kroger 571 - The Little Clinic Hendersonville		1	2	67%	3
ACCESS HEALTH CARE		2	1	33%	3
LEGACY LABORATORY SERVICES			3	100%	3
MEDICAL CENTER OF CENTRAL GEORGIA			3	100%	3
AUSTIN PUBLIC HEALTH			3	100%	3
ADVENTHEALTH IMAGING LAKE NONA		1	2	67%	3
NEVADA DEPARTMENT OF HEALTH AND HUMAN SERVICES			3	100%	3
CVS NE5863POCT OMAHA		1	2	67%	3
UC CORAL GABLES		1	2	67%	3
NEBRASKA MEDICAL CENTER			3	100%	3
PARRISH MEDICAL CENTER-WAIVED TESTING		3			3
CENTRAL FL INTERNAL MEDICINE ASSOCIATES LLC		3			3
CVS PA7611POCT ALLISON PARK		3			3
CVS KS676POCT LAWRENCE		2	1	33%	3
TEMPUS_LABS			3	100%	3
NEMOURS CHILDREN'S PRIMARY CARE, LONGWOOD			3	100%	3
DASCENA LAB			3	100%	3
MEDEXPRESS URGENT CARE, BELLE VERNON		3			3
BAPTIST HEALTH SURGERY CENTER AT NORTHPOINT			3	100%	3
CVS NE8616POCT LINCOLN		1	2	67%	3
LEXINGTON MEDICAL CENTER		1	2	67%	3
SUNDALE NURSING HOME		3			3
DUKE UNIVERSITY POINT OF CARE TESTING PROGRAM			3	100%	3
NHC DICKSON		3			3
NORTH DAKOTA DEPT OF HEALTH MICROBIOLOGY		1	2	67%	3
ALABAMA MEDICAL GROUP PC		2	1	33%	3
INSPIRA MEDICAL CENTER VINELAND LAB		2	1	33%	3
CLEARWATER		2	1	33%	3
OHIO DEPARTMENT OF HEALTH LABORATORY		2	1	33%	3
EMORY CRAWFORD LONG HOSPITAL			3	100%	3
FOUR WINDS BEHAVIORAL HEALTH		3			3
GREENTREE MEDICAL CENTER			3	100%	3
CVS MA1945POCT HANOVER		3			3
BAPTIST PRIMARY CARE, INC.		2	1	33%	3
CVS NV5286POCT HENDERSON		3			3
DOCTOR 4 U CLINIC		1	2	67%	3
NORTH NAPLES HOSPITAL RESPIRATORY THERAPY DEPARTMENT			3	100%	3
LAURELLWOOD NURSING CENTER		1	2	67%	3
PALM COAST DIALYSIS		2	1	33%	3
SEMINOLE FAMILY HEALTH CENTER		3			3
Bainbridge Health and Rehab		3			3
EVENING PEDIATRICS INC		1	2	67%	3

# COVID-19: testing by laboratory

Data through May 17, 2021 verified as of May 18, 2021 at 09:25 AM

Data in this report are provisional and subject to change.

The numbers in the table below represent the number of Florida and non-Florida residents for whom test results were received by the Department of Health. A person can be tested by more than one laboratory and can have both positive and negative results. **Therefore, the sum of the numbers in each column will be larger than the total number of people tested.**

Reporting lab	Inconclusive	Negative	Positive	Percent positive	Total
VAULT MEDICAL SERVICES		2	1	33%	3
BEEBE MEDICAL CENTER LABORATORY		3			3
PARKLAND HEALTH & HOSPITAL			3	100%	3
MERCY HEALTH			3	100%	3
VISITING PHYSICIANS OF THE TREASURE COAST LLC			3	100%	3
UNIVERSITY OF MARYLAND MEDICAL CENTER			3	100%	3
Providence VAMC		3			3
AVALON MEDICAL GROUP		1	2	67%	3
MEDFUSION		2	1	33%	3
ACCOMPLISHED HOME CARE		3			3
SISD EMPLOYEE HEALTH CLINIC			3	100%	3
CVS IL2798POCT CHICAGO		1	2	67%	3
MEMORIAL HERMANN			3	100%	3
ERIE COUNTY PUBLIC HEALTH CLINICAL		3			3
VIRGINIA DIVISION OF CONSOLIDATED LABORATORIES			3	100%	3
MINUTECLINIC, LLC #05891		2	1	33%	3
Schoolcraft Medical Care Facility		3			3
FAMILY CARE SPECIALISTS OF ORLANDO			3	100%	3
TOTAL HEALTH CARE CLINIC		3			3
PRIMARY & URGENT CARE CENTERS			3	100%	3
ALOHA HOME CARE LLC DBA ACCENTCARE HOME HEALTH OF		3			3
MEDEXPRESS URGENT CARE-CLOQUET		3			3
CVS IN8639POCT TERRE HAUTE		3			3
CORTLAND COUNTY HEALTH DEPARTMENT		3			3
MEDEXPRESS URGENT CARE, HERMITAGE		1	2	67%	3
EVERGREEN WOODS HEALTH & REHAB CENTER		2	1	33%	3
YORK HOSPITAL - LABORATORY			3	100%	3
GREATER MOBILE URGENT CARE - SPRINGHILL			3	100%	3
FLORIDA MEDICAL ASSOCIATES		3			3
SOUTHERN SURGICAL ARTS		3			3
SAMARITAN PACIFIC COMMUNITIES HOSPITAL		2	1	33%	3
Kroger 627 - The Little Clinic Castleberry		2	1	33%	3
MINUTECLINIC DIAGNOSTIC MEDICAL		3			3
MEDEXPRESS URGENT CARE - NUTLEY		3			3
ANDERSON MEDICAL PC		3			3
GINKGO-IXLAYER		3			3
HARRIS URGENT CARE CENTER			3	100%	3
CTRS			3	100%	3
ORLANDO AIRPORT DIALYSIS		3			3
NASON HOSPITAL			3	100%	3
TMH PHYSICIAN PARTNERS BLOUNTSTOWN			3	100%	3
STRINGFELLOW MEMORIAL HOSPITAL		3			3
PEDIATRICS BY THE SEA JOG RD OFFICE			3	100%	3
SOMA MEDICAL CENTER P.A. #4			3	100%	3
Granville Center	1	2			3
COUNTRY COTTAGE		3			3
COVENANT PEDIATRICS		1	2	67%	3

# COVID-19: testing by laboratory

Data through May 17, 2021 verified as of May 18, 2021 at 09:25 AM

Data in this report are provisional and subject to change.

The numbers in the table below represent the number of Florida and non-Florida residents for whom test results were received by the Department of Health. A person can be tested by more than one laboratory and can have both positive and negative results. **Therefore, the sum of the numbers in each column will be larger than the total number of people tested.**

Reporting lab	Inconclusive	Negative	Positive	Percent positive	Total
AFC URGENT CARE/FARRAGUT			3	100%	3
BROOKDALE LAKE MARY			3	100%	3
VELOCITY URGENT CARE			3	100%	3
NATHAN LITTAUER HOSPITAL LAB		3			3
RINGLING HEALTH CENTER		2	1	33%	3
NORTH SHORE MEDICAL CENTER - SALEM HOSPITAL		1	2	67%	3
PREMIER FAMILY AND SPORTS MEDICINE		2	1	33%	3
NORTH SHORE HOSP. INFECTION CONTROL			3	100%	3
DOCTORS HOSPITAL RENAISSANCE			3	100%	3
FLORIDA GASTROENTEROLOGY ASSOCIATES PA		3			3
ANN STORCK CENTER INC		3			3
GARCIA MORALES NELSON			3	100%	3
MEMORIAL HEALTH UNIVERSITY MEDICAL CENTER			3	100%	3
RIVERSIDE METHODIST HOSPITAL LAB			3	100%	3
RRMC CREEKSIDE LAB		3			3
NEMOURS CHILDRENS PRIMARY CARE HORIZON WEST			3	100%	3
ISLAND NURSING HOME		2	1	33%	3
CVS CT4149POCT EAST HAMPTON		3			3
TGH Brandon Healthplex Laboratory			3	100%	3
COASTAL SKIN SURGERY AND DERMATOLOGY PL		3			3
WHOLE CHILD PEDIATRICS			3	100%	3
Broadview Multi-Care Center		3			3
EMERALD PARK OF HOLLYWOOD			3	100%	3
CVS IL3163POCT OAK PARK		3			3
FIRST CARE - MIDDLESBORO			3	100%	3
CATHOLIC HEALTH LABORATORY SERVICES		3			3
ASPIRUS WAUSAU HOSPITAL			3	100%	3
CVS MD1490POCT GAITHERSBURG		3			3
SOUTHCARE PHARMACY INC		1	2	67%	3
ADVANCE FAMILY PRACTICE LLC			3	100%	3
ADVENTHEALTH SEBRING- INFECTION CONTROL DEPARTMENT			3	100%	3
Domiciliary Rehab & Residential Treatment Program		3			3
APEX CLINICAL LABORATORIES INC		3			3
James A. Lovell Federal Health Care Center		3			3
MEDSTAR HEALTH URGENT CARE			3	100%	3
INSPIRED LIVING AT SARASOTA			3	100%	3
FAMILY FIRST PEDIATRICS			3	100%	3
ST. PETERSBURG PEDIATRICS- 38TH AVENUE			3	100%	3
CEDAR CREST HEALTH CENTER		3			3
CVS PHARMACY INC DBA CVS/PHARMACY #10908		3			3
CVS NC2559POCT CHARLOTTE		3			3
WALGREENS #05477		3			3
HEALTH SENTRY			3	100%	3
CVS NV2989POCT NORTH LAS VEGAS		2	1	33%	3
CORMEUM LAB SERVICES, LLC			3	100%	3
B2 URGENT CARE		1	2	67%	3
MEDEXPRESS URGENT CARE - TOPEKA, SW WANAMAKER RD		3			3

# COVID-19: testing by laboratory

Data through May 17, 2021 verified as of May 18, 2021 at 09:25 AM

Data in this report are provisional and subject to change.

The numbers in the table below represent the number of Florida and non-Florida residents for whom test results were received by the Department of Health. A person can be tested by more than one laboratory and can have both positive and negative results. **Therefore, the sum of the numbers in each column will be larger than the total number of people tested.**

Reporting lab	Inconclusive	Negative	Positive	Percent positive	Total
WATERS PEDIATRIC CENTER			3	100%	3
JS HEALTHCARE		2	1	33%	3
TAMPA INTERNATIONAL AIRPORT			3	100%	3
MEDEXPRESS URGENT CARE-WILKINS TOWNSHIP, WILLIAM PENN HIGHWAY		3			3
Highland Ave. Eye Clinic		3			3
MANATEE URGENT CARE LLC			3	100%	3
CVS SC4288POCT ROCK HILL		2	1	33%	3
ALLEGHENY GENERAL HOSPITAL			3	100%	3
FLORIDA MENTOR-POINT WEST CLUSTER		3			3
MURFREESBORO MEDICAL CLINIC		3			3
Michael J Crescenz VA Outpatient Dialysis Center		3			3
MEDEXPRESS URGENT CARE - WALL		3			3
MOUNT SINAI MEDICAL CENTER HIALEAH			3	100%	3
PEDIATRICS IN NORTH FLORIDA PA			3	100%	3
PREMIER CLINICAL RESEARCH INSTITUTE INC			3	100%	3
LITTLE SPURS PEDIATRIC URGENT CARE		1	2	67%	3
MEDEXPRESS URGENT CARE - O'FALLON		3			3
AZALEALAND NURSING HOME		3			3
Magnolia Health and Rehab Center			3	100%	3
Village on the Green			3	100%	3
CORNERSTONE DRUG AND GIFT INC		3			3
VELOCITY CARE			3	100%	3
CCRX OF NORTH CAROLINA, LLC		2	1	33%	3
EXPEDIAN URGENT CARE			3	100%	3
EXPRESSCARE URGENT CARE CENTER			3	100%	3
GRIFOLS IH CENTER AND CLINICAL LABORATORY			3	100%	3
LEESBURG COMMUNITY HEALTH CENTERS			3	100%	3
CVS SC2497POCT LEXINGTON		3			3
PEDIATRICS AND ADOLESCENT MEDICINE		2	1	33%	3
WELLSTAR URGENT CARE SHALLOWFORD		1	2	67%	3
PIEDMONT ROCKDALE HOSPITAL		2	1	33%	3
QUEST DIAGNOSTICS CLINICAL LABORATORIES INC		2	1	33%	3
OAKMONT OF UNION SC, LLC		3			3
Franklin D. Roosevelt VAMC		3			3
BICKERTON, DAWN		3			3
AFFORDABLE PRIMARY CARE LLC		3			3
LUCID LABORATORY SERVICES		3			3
NASSAU COUNTY HEALTH DEPARTMENT		3			3
CVS PA371POCT PHILADELPHIA		3			3
MUNSON MEDICAL CENTER			3	100%	3
BNJ		3			3
CALIFORNIA DEPARTMENT OF PUBLIC HEALTH BRANCH LABORATORY			3	100%	3
CVS AZ4795POCT MESA		3			3
DELRAY BEACH HEALTH DEPT LAB			3	100%	3
JACKSONVILLE VA OPC			3	100%	3
DOCTORS CARE - AIKEN MALL			3	100%	3
MEDEXPRESS URGENT CARE, EDWARDSVILLE		3			3

# COVID-19: testing by laboratory

Data through May 17, 2021 verified as of May 18, 2021 at 09:25 AM

Data in this report are provisional and subject to change.

The numbers in the table below represent the number of Florida and non-Florida residents for whom test results were received by the Department of Health. A person can be tested by more than one laboratory and can have both positive and negative results. **Therefore, the sum of the numbers in each column will be larger than the total number of people tested.**

Reporting lab	Inconclusive	Negative	Positive	Percent positive	Total
MEDI PARTNERS OF SOUTH FLORIDA		3			3
SANIBEL MEDICAL CLINIC		1	2	67%	3
SIGNATURE CARE PFLUGERVILLE			3	100%	3
PREMIER MOBILE HEALTH SERVICES, LLC		1	2	67%	3
MEDSTAR URGENT CARE, LLC			3	100%	3
MEDEXPRESS URGENT CARE - TOTOWA		3			3
ROYAL PALM RETIREMENT CENTRE		3			3
CVS NC3514POCT STANLEY		3			3
NEBRASKA DEPARTMENT OF HEALTH AND HUMAN SERVICES			3	100%	3
CVS MN663POCT APPLE VALLEY		2	1	33%	3
GRASSY SPRAIN PHARMACY INC		3			3
TOTAL FAMILY CARE		3			3
NORTHCREST MEDICAL CENTER		1	2	67%	3
COX HEALTH SOUTH LAB		1	2	67%	3
ADVENTHEALTH MEDICAL GROUP OBSTETRICS			3	100%	3
PANCARE HEALTH - FRANKLIN CO			3	100%	3
HOMELAND CENTER		3			3
NORTHERN LIGHT LABORATORY		1	2	67%	3
FREDERICK MEMORIAL HOSPITAL			3	100%	3
ABRAKIDABRA KIDS CLINIC		1	2	67%	3
Illiana HCS -Danville VAMC		3			3
Medilodge of Montrose		3			3
CVS TX19POCT SPRING		3			3
CGH MEDICAL CENTER			3	100%	3
HOUSTON METHODIST HOSPITAL			3	100%	3
MINUTECLINIC DIAGNOSTIC, PA		3			3
MID-FLORIDA PATHOLOGY LLC - MOBILE UNIT # 3		1	2	67%	3
Jersey City Medical Center		3			3
MEDEXPRESS URGENT CARE - CEDAR KNOLLS		3			3
MEDEXPRESS URGENT CARE - RICHMOND, W BROAD ST		3			3
CDK LIBERTY ENTERPRISES, LLC		3			3
UNIVERSITY OF KANSAS MEDICAL CENTER			3	100%	3
Kroger 522 - The Little Clinic Gahanna		2	1	33%	3
COMMUNICABLE DISEASE CONTROL/PUBLIC HEALTH EMERGENCY PREPAREDNESS			3	100%	3
LEGACY ER & URGENT CARE - FRISCO WEST			3	100%	3
THOMAS LANGLEY			3	100%	3
MEDICAL CENTER OF THE ROCKIES			3	100%	3
Biopharmaceutics Laboratory Section		3			3
QUALITY LABORATORY SERVICE		2	1	33%	3
PALM COTTAGE OPERATOR LLC		2	1	33%	3
Crowne Health Care of Mobile		3			3
ADVICE FOR OPTIMAL WELLNESS, INC			3	100%	3
RAPID CITY RUGENT CARE			3	100%	3
TRISTAR WELLNESS, LLC		3			3
CVS TX2876POCT PROSPER		3			3
MINUTECLINIC DIAGNOSTIC, PA #10252		3			3
ADVANCED URGENT CARE CENTER OF THE UPPER KEYS		1	2	67%	3

# COVID-19: testing by laboratory

Data through May 17, 2021 verified as of May 18, 2021 at 09:25 AM

Data in this report are provisional and subject to change.

The numbers in the table below represent the number of Florida and non-Florida residents for whom test results were received by the Department of Health. A person can be tested by more than one laboratory and can have both positive and negative results. **Therefore, the sum of the numbers in each column will be larger than the total number of people tested.**

Reporting lab	Inconclusive	Negative	Positive	Percent positive	Total
EFFINGHAM HOSP, INC, DBA EFFINGHAM HEALTH		3			3
Kroger 388 - The Little Clinic Braelinn Village		3			3
Gracemore Nursing and Rehab		3			3
NORTH BROWARD HOSPITAL DISTRICT HEALTHCARE FOR THE HOMELESS			3	100%	3
CAREHERE LLC			3	100%	3
NATIONAL JEWISH HEALTH			3	100%	3
Concordia Village of Tampa			3	100%	3
WYOMING DEPT OF HEALTH			3	100%	3
SAFE PMC		3			3
FAST PACE URGENT CARE			3	100%	3
CARENOW-ATASCOCITA			3	100%	3
Kroger 635 - The Little Clinic Dacula		3			3
MEDICAL SERVICES OF AMERICA HOME HEALTH		3			3
SUPER HEALTH PHARMACY LLC		3			3
WAKULLA URGENT CARE & DIAGNOSTIC			3	100%	3
Manor Care-Kingston Court of York PA, LLC		3			3
HOCHBERG LOWER SCHOOL		3			3
Westside Terrace		3			3
COL CROSSROAD		1	2	67%	3
LIFEGUARD AMBULANCE SERVICE LLC, TEXAS			3	100%	3
Elderwood at Lancaster		3			3
WINDERMERE PEDIATRICS			3	100%	3
SHANDS AT LAKE SHORE LAB		1	2	67%	3
CVS OH5457POCT POWELL		3			3
CVS - MINUTECLINIC			3	100%	3
MT CARMEL PHARMACY INC		3			3
WOODMARK AT UPTOWN ASSISTED LIVING		3			3
BROOKDALE SENIOR LIVING			3	100%	3
BOSTON MEDICAL CENTER			3	100%	3
SOLLIS HEALTH			3	100%	3
ONE MEDICAL GROUP		1	2	67%	3
ST LUKES HOSPITAL			3	100%	3
NEW YORK STATE DEPARTMENT OF HEALTH		1	2	67%	3
SSM HEALTH ST LOUIS MICROBIOLOGY LABORATORY		1	2	67%	3
PHYSICIANS CARE INC		1	2	67%	3
FAMILY TREE MEDICAL GROUP PA		2	1	33%	3
ACL LABORATORIES - ROSEMONT			3	100%	3
OCALA REGIONAL KIDNEY CENTER-WEST			3	100%	3
SPRING LAKE REHABILITATION CENTER			3	100%	3
INN AT LAPOSADA,THE			3	100%	3
CRISP REGIONAL HOSPITAL		3			3
GROVES CENTER			3	100%	3
BETHESDA HOSPITAL EAST BLOOD GAS LAB			3	100%	3
AVANTE INVERNESS		1	2	67%	3
Kroger 448 - The Little Clinic Mason		3			3
SOLERA SPECIALTY PHARMACY LLC		2	1	33%	3
Kroger 387 - The Little Clinic Hubbards Lane		3			3

# COVID-19: testing by laboratory

Data through May 17, 2021 verified as of May 18, 2021 at 09:25 AM

Data in this report are provisional and subject to change.

The numbers in the table below represent the number of Florida and non-Florida residents for whom test results were received by the Department of Health. A person can be tested by more than one laboratory and can have both positive and negative results. **Therefore, the sum of the numbers in each column will be larger than the total number of people tested.**

Reporting lab	Inconclusive	Negative	Positive	Percent positive	Total
BARONESS ERLANGER HOSPITAL		3			3
FULGENT GENETICS HOUSTON		3			3
Englewood Health and Rehab			3	100%	3
LINCOLN MEDICAL CENTER		3			3
CVS OH4359POCT HUDSON		3			3
CABELL HUNTINGTON HOSPITAL CLINICAL LAB			3	100%	3
YOUR DOCTOR'S OFFICE		2	1	33%	3
ADVANCED MEDICAL RESEARCH CENTER LLC			3	100%	3
GULF COAST IMMEDIATE CARE CENTER		1	2	67%	3
CVS MA1179POCT HUDSON		2	1	33%	3
CLEVELAND CLINIC SLW ED		3			3
SAN JUAN REGIONAL MEDICAL CENTER		3			3
CENTRAL DUPAGE HOSPITAL			3	100%	3
IP BOISE 1		2	1	33%	3
ADVANCED PEDIATRICS			3	100%	3
ALLIED PHYSICIANS GROUP PLLC		3			3
ESTERO FIRE RESCUE		3			3
SOUTH LAKE FAMILY HEALTH CENTER			3	100%	3
NEWSTAR MEDICAL LABORATORIES		3			3
MEDEXPRESS URGENT CARE - LAWRENCE		3			3
HELGEMO & LIQU PEDIATRICS			3	100%	3
Sky View Rehabilitation and Health Care Center		3			3
AdventHealth Care Center Orlando North			3	100%	3
FRESENIUS KIDNEY CARE			3	100%	3
HARDEN DIALYSIS		1	2	67%	3
UHEALTH CORAL SPRINGS			3	100%	3
LEE CONVENIENT CARE AT SUMMERLIN			3	100%	3
CONCENTRA - PLANTATION		3			3
WALGREENS #11329		3			3
SAVANNAH COVE		3			3
HEALTH EXPRESS		3			3
MEDEXPRESS URGENT CARE-SALINA, S 9TH ST		3			3
NEXTCARE WYOMING LLC			3	100%	3
C A R E S OXFORD		2	1	33%	3
NORTHEAST FLORIDA INTERNAL MEDICINE PA		3			3
PINELLAS PARK HEALTH CENTER - PINELLAS CHD		1	2	67%	3
CROWNE HEALTH CARE OF FORT PAYNE		2	1	33%	3
MINUTECLINIC, LLC #05814		3			3
US SPECIALTY LABS			3	100%	3
MINUTECLINIC DIAGNOSTIC OF WISCONSIN,		3			3
BAYSHORE MEDICAL CENTER LABORATORY		3			3
PLANT CITY FAMILY CARE		3			3
SUN TERRACE HEALTH CARE CENTER			3	100%	3
New Jersey Aim At Smg		3			3
CVS NY1958POCT SYOSSET		3			3
BAPTIST HOSPITAL OF MIAMI MCI BROWARD LABORATORY			3	100%	3
C19 LABS			3	100%	3

# COVID-19: testing by laboratory

Data through May 17, 2021 verified as of May 18, 2021 at 09:25 AM

Data in this report are provisional and subject to change.

The numbers in the table below represent the number of Florida and non-Florida residents for whom test results were received by the Department of Health. A person can be tested by more than one laboratory and can have both positive and negative results. **Therefore, the sum of the numbers in each column will be larger than the total number of people tested.**

Reporting lab	Inconclusive	Negative	Positive	Percent positive	Total
UNITY HEALTH AND REHABILITATION CENTER			3	100%	3
MEDEXPRESS URGENT CARE GREENSBURG		2	1	33%	3
HARBOUR'S EDGE		2	1	33%	3
Kingston Care Center of Sylvania		3			3
HEALGEN SCIENTIFIC			3	100%	3
ROANE MEDICAL CENTER		2	1	33%	3
Kroger 093 - The Little Clinic Stapleton		2	1	33%	3
CHEROKEE COUNTY HEALTH AND REHAB CENTER		3			3
LAB PLUS, LLC AT ASCENSION SAINT THOMA		3			3
Kroger 768 - The Little Clinic Leestown Rd		2	1	33%	3
AUGUSTA UNIVERISTY MEDICAL CENTER			3	100%	3
CVS NM7242POCT ALBUQUERQUE		3			3
CVS AZ10529POCT SCOTTSDALE		3			3
OPTUM PRIMARY CARE - SILVER LAKES			3	100%	3
ALABAMA DEPT PUBLIC HEALTH			3	100%	3
MARTIN MEDICAL CENTER INC		1	2	67%	3
HUMC		1	2	67%	3
ORMOND BEACH URGENT CARE			3	100%	3
GYN PATH SERVICES			3	100%	3
COOPER UNIVERSITY HOSPITAL LABORATORY		2	1	33%	3
EAST COLONIAL FAMILY MEDICAL CENTER		3			3
EAST NAPLES PEDIATRICS			3	100%	3
MEMORIAL HEALTH SYSTEM		1	2	67%	3
BOLING, STEPHANIE		3			3
CLINICAL CARE ASSOCIATES, INC			3	100%	3
LOCH HAVEN PEDIATRICS			3	100%	3
TIFTON CARECONNECT URGENT CARE			3	100%	3
SCHIFF CENTER FOR LIVER DISEASES		1	2	67%	3
BAPTIST PRIMARY CARE FERNANDINA BEACH			3	100%	3
CROSSROADS URGENT CARE DBA URGENT TEA		3			3
RESOLUTE PAIN SOLUTIONS		3			3
HEALTH FIRST MEDICAL GROUP			3	100%	3
LIFE CARE CENTER OF SKAGIT VALLEY		3			3
EAST CORE LAB			3	100%	3
ADVENTHEALTH WATERMAN COMMUNITY CLINIC			3	100%	3
CVS MA41POCT TAUNTON		2	1	33%	3
URGENT DOC - URGENT CARE CLINIC			3	100%	3
INTERNAL MEDICINE AND WOUND CARE SPECIALIST LLC		3			3
WINDSOR AT OCALA		2	1	33%	3
EASTMAN HEALTHCARE & REHAB		3			3
SCRIPPS CLINIC MEDICAL			3	100%	3
TARRANT COUNTY PUBLIC HEALTH		3			3
CLARA MAASS TRANSITIONAL CARE UNIT		3			3
EXETER HOSPITAL		3			3
WALGREENS #05911		3			3
HARBORCHASE OF GAINESVILLE			3	100%	3
MARRA'S PHARMACY		3			3



# COVID-19: testing by laboratory

Data through May 17, 2021 verified as of May 18, 2021 at 09:25 AM

Data in this report are provisional and subject to change.

The numbers in the table below represent the number of Florida and non-Florida residents for whom test results were received by the Department of Health. A person can be tested by more than one laboratory and can have both positive and negative results. **Therefore, the sum of the numbers in each column will be larger than the total number of people tested.**

Reporting lab	Inconclusive	Negative	Positive	Percent positive	Total
CARECENTER PHARMACY, LLC		3			3
WALGREENS #01456		3			3
CVS AZ7075POCT CHANDLER		3			3
WOMENS CARE FLORIDA LLC-LABORATORY		3			3
MINUTECLINIC DIAGNOSTIC OF NEW MEXICO LLC #7552		3			3
MEDEXPRESS URGENT CARE - LINKHORNE		3			3
AFC URGENT CARE CLEVELAND			3	100%	3
IOWA DEPARTMENT OF PUBLIC HEALTH			3	100%	3
SOUTHEASTERN IMMEDIATE CARE- MILLEDGEVILLE GA			3	100%	3
VIRGINIA DEPARTMENT OF HEALTH DIVISION OF			3	100%	3
CAPE REGIONAL URGENT CARE		3			3
BETHESDA HEALTH CARE CENTER		2			2
UNIVERSITY HOSPITAL OF BROOKLYN		2			2
SUMMIT URGENT CARE PS			2	100%	2
CEDARS-SINAI MEDICAL CENTER			2	100%	2
WillowBrooke Court at Westminster Village		2			2
CVS NJ2369POCT JACKSON		2			2
STAGES OF LIFE MEDICAL INSTITUTE			2	100%	2
MINUTECLINIC MINUTECLINIC #4978		1	1	50%	2
PHYSICIANS ASSOCIATES PA			2	100%	2
POPLAR HEALTHCARE			2	100%	2
Good Samaritan Society-Blackduck		1	1	50%	2
AHC Forest cove		2			2
OSF ST JOSEPH MEDICAL CENTER			2	100%	2
ADVENTHEALTH EAST ORLANDO EMPLOYEE CLINIC		2			2
BAYFRONT CARDIOVASCULAR ASSOCIATES		1	1	50%	2
ECHCS - Jewell Clinic		2			2
BIOHEALTH MEDICAL LAB INC			2	100%	2
Kroger 762 - The Little Clinic Clarksville		2			2
LUTHERAN SERVICES FLORIDA INC		1	1	50%	2
87TH MEDICAL GROUP - MCGUIRE AMBULATORY CARE FACILITY		2			2
OAKMONT EAST- GREENVILLE SC, LLC		2			2
STATE OF FLORIDA			2	100%	2
PINARD HOME HEALTH SERVICES INC			2	100%	2
VENETIAN GARDENS		2			2
SUNSHINE PHARMACY		2			2
Timber Ridge Health Care Center			2	100%	2
HCR MANOR CARE SERVICES OF FLORIDA III INC		2			2
VA WNYHCS - Buffalo Division		1	1	50%	2
AL MANI HEALTH INSTUTUTE		2			2
ONslow COUNTY HEALTH DEPARTMENT			2	100%	2
CVS LA1116POCT BATON ROUGE		1	1	50%	2
ADVOCATE SHERMAN HOSPITAL			2	100%	2
HOME ACCESS HEALTH			2	100%	2
AVERA MEDICAL GROUP			2	100%	2
FLORIDA DEPARTMENT OF HEALTH IN LEE COUNTY		1	1	50%	2
PALM MEDICAL CENTER - PLANT CITY		2			2

# COVID-19: testing by laboratory

Data through May 17, 2021 verified as of May 18, 2021 at 09:25 AM

Data in this report are provisional and subject to change.

The numbers in the table below represent the number of Florida and non-Florida residents for whom test results were received by the Department of Health. A person can be tested by more than one laboratory and can have both positive and negative results. **Therefore, the sum of the numbers in each column will be larger than the total number of people tested.**

Reporting lab	Inconclusive	Negative	Positive	Percent positive	Total
CVS M08581POCT BLUE SPRINGS		1	1	50%	2
METHODIST MANSFIELD MEDICAL CENTER			2	100%	2
LILY PHARMACY		2			2
North Ottawa Care Center at Heartwood Lodge		2			2
MARCO ISLAND HOSPITAL INC D/B/A		1	1	50%	2
NEW YORK PSYCHIATRIC INSTITUTE		2			2
BERNHARDT LABORATORIES INC			2	100%	2
ACN PHYSICIANS GROUP CORP			2	100%	2
WOODHILLS LABS			2	100%	2
SKY LAKES MEDICAL CENTER		2			2
FAMILY URGENT CARE		2			2
PALM BEACH DIABETES & ENDOCRINE SPECIALISTS PA			2	100%	2
SELECT MEDICAL CLINIC			2	100%	2
STATCARE URGENT AND WALK-IN			2	100%	2
JOHNSON CITY MEDICAL CENTER		1	1	50%	2
ALL PEDIATRIC CARE PA			2	100%	2
FLORIDA SCHOOL FOR THE DEAF & BLIND			2	100%	2
MIRAMAR KIDNEY CENTER		1	1	50%	2
Kroger 518 - The Little Clinic Hermitage		2			2
CENTRAL FLORIDA FAMILY HEALTH CENTER		2			2
AMERICAN FAMILY CARE URGENT CARE		1	1	50%	2
FLORIDA DEPARTMENT OF HEALTH IN ESCAMBIA COUNTY		1	1	50%	2
DAVENPORT PEDIATRICS CLERMONT			2	100%	2
ASANTE ROGUE REGIONAL MEDICAL CENTER L		2			2
Parkridge Specialty Care		2			2
CVS AZ9374POCT TUCSON		2			2
PIEDMONT MOUNTAINSIDE HOSPITAL LABORAT		2			2
CARINGPLUS HOMECARE LLC		1	1	50%	2
PM PEDIATRICS OF SELDEN, PLLC		2			2
SHEPHERD CENTER CLINICAL LABORATORY		2			2
Kroger 687 - The Little Clinic Sugar Hill		1	1	50%	2
MID-FLORIDA HEMATOLOGY AND ONCOLOGY CENTERS		2			2
OSF SAINT FRANCIS MEDICAL CENTER			2	100%	2
GARNET HEALTH DOCTORS		2			2
MCLAREN REGIONAL MEDICAL CENTER			2	100%	2
COOPER CLINIC			2	100%	2
PEDIATRIC ASSOCIATES OF JULINGTON CREEK			2	100%	2
US LABS		2			2
MEDEXPRESS URGENT CARE - WICHITA, N MAIZE RD		1	1	50%	2
NEMOURS CHILDRENS PRIMARY CARE			2	100%	2
SOUTHSIDE FAMILY MEDICAL		2			2
Kroger 356 - The Little Clinic Middletown		2			2
MEDEXPRESS URGENT CARE - DERBY N ROCK		2			2
Warren Center for Rehabilitation and Nursing		2			2
Highland Rehabilitation and Nursing Center		2			2
UNM SANDOVAL REGIONAL MEDICAL CENTER		2			2
RMC BROOKHOLLOW MED AESTHETICS INC		2			2

# COVID-19: testing by laboratory

Data through May 17, 2021 verified as of May 18, 2021 at 09:25 AM

Data in this report are provisional and subject to change.

The numbers in the table below represent the number of Florida and non-Florida residents for whom test results were received by the Department of Health. A person can be tested by more than one laboratory and can have both positive and negative results. **Therefore, the sum of the numbers in each column will be larger than the total number of people tested.**

Reporting lab	Inconclusive	Negative	Positive	Percent positive	Total
MEDEXPRESS URGENT CARE - LINCOLN VILLA		2			2
CLINIC OF PLANT CITY, THE		2			2
HARTFORD HEALTH CARE & REHABILITATION			2	100%	2
SWEDISH COVENANT HOSPITAL			2	100%	2
MEMORIAL HERMANN HOSPITAL			2	100%	2
LEHIGH MEDICAL AND RESEARCH CENTER, INC			2	100%	2
OXLEY PARK HEALTH & REHAB		2			2
CARRIER MILLS NURSING & REHABILITATION CENTER LLC		2			2
DOCTOR'S IN-HOUSE LAB/COMMUNITY HEALTH CENTERS OF PINELLAS - JOHNNIE R			2	100%	2
REHOBOTH MCKINLEY CHRISTIAN HOSPITAL		2			2
PALMETTO BAY MEDICAL CENTER		1	1	50%	2
Kroger 686 - The Little Clinic Farragut		2			2
WALGREENS NO 10512		1	1	50%	2
Southern Pines Healthcare Center		1	1	50%	2
URGENT CARE OF COASTAL GEORGIA			2	100%	2
HUMILITY OF MARY HEALTH PARTNERS			2	100%	2
REELFOOT FAMILY WALK IN CLINIC - TIPT		2			2
HENRY FORD WEST BLOOMFIELD HOSPITAL			2	100%	2
OUR LADY OF THE LAKE REGIONAL MEDICAL CENTER			2	100%	2
VITAL CARE CLINIC, LLC			2	100%	2
GUARDIAN HOME CARE OF CENTRAL GEORGIA		2			2
SOUTH DAKOTA DEPARTMENT OF HEALTH		2			2
Kroger 409 - The Little Clinic Hebron Marketplace		1	1	50%	2
NORTHSIDE FAMILY MEDICINE AND URGENT CARE (EAST COBB)		2			2
CHAPPEL GROUP RESEARCH, THE		2			2
ORLANDO DIALYSIS		1	1	50%	2
TWIN LAKES REHAB & HEALTHCARE		2			2
Manorcare Health Services - Williamsport South		2			2
CVS OH4327POCT PAINESVILLE		2			2
FIRST CARE WALK IN CLINIC LLC			2	100%	2
GERM BUSTERS 911 LLC			2	100%	2
FIRSTCHOICE FAMILY CARE, PLLC		2			2
HERITAGE VILLAGE REHAB & SKILLED NURSI		2			2
PruittHealth Lakehaven		2			2
Guilford Health Care Center		2			2
WALGREENS #05432		2			2
Ozark Health and Rehabilitation, LLC		2			2
CARE NOW DENTON			2	100%	2
INTERNAL MEDICINE SPECIALISTS MEDICAL GROUP, PA		2			2
ALL CHILDRENS PEDIATRIC CLINIC			2	100%	2
CVS TX4794POCT ARLINGTON		2			2
EVANS FAMILY CARE PA			2	100%	2
GULF COAST REGIONAL MEDICAL CARE		2			2
ADVAGENIX			2	100%	2
MERCY MEDICAL CENTER INC		1	1	50%	2
Glenburn Home		2			2
MEDEXPRESS URGENT CARE - SPRINGFIELD, COOLEY ST		2			2

# COVID-19: testing by laboratory

Data through May 17, 2021 verified as of May 18, 2021 at 09:25 AM

Data in this report are provisional and subject to change.

The numbers in the table below represent the number of Florida and non-Florida residents for whom test results were received by the Department of Health. A person can be tested by more than one laboratory and can have both positive and negative results. **Therefore, the sum of the numbers in each column will be larger than the total number of people tested.**

Reporting lab	Inconclusive	Negative	Positive	Percent positive	Total
CARE ATC SUN HYDRAULICS TALLAVAST			2	100%	2
INDIANA STATE DEPARTMENT OF HEALTH LAB			2	100%	2
COBLESKILL REGIONAL HOSPITAL		2			2
JEFFERSON WASHINGTON TOWNSHIP HOSPITAL		2			2
WEST FLORIDA MEDICAL ASSOCIATES, PA			2	100%	2
ALABAMA REFERENCE LAB			2	100%	2
KJ MEDICAL PRACTICE PC		2			2
MEDLOGIC, LLC		2			2
ST ANTHONY COMMUNITY HOSPITAL LAB		1	1	50%	2
UMASS MEMORIAL MEDICAL CENTER, INC		1	1	50%	2
FAMILY PRACTICE OF CENTRAL FLORIDA PA			2	100%	2
SHANDS JACKSONVILLE CLINICAL CENTER		1	1	50%	2
ANDERSON COUNTY HOSPITAL			2	100%	2
WILLOWBROOKE CT AT LIMA ESTATES		2			2
PLASMA MED RESEARCH DBA		2			2
UNIVERSITY OF MISSOURI HEALTH CARE			2	100%	2
The Laurels of Hendersonville		2			2
UNITY LONGPOND		2			2
Lake Charles Healthcare LLC dba Landmark Lake Charles			2	100%	2
NEW YORK UNIVERSITY MEDICAL CENTER			2	100%	2
UNIVERSITY OF VERMONT MEDICAL CENTER			2	100%	2
Kroger 328 - The Little Clinic Henderson Road		2			2
ORLANDO LUTHERAN TOWERS		1	1	50%	2
Dexter Health Care		2			2
CRAWFORD COUNTY CARE CENTER		2			2
GOUVERNEUR HOSPITAL LABORATORY		2			2
EXCELTOX LABORATORIES LLC		2			2
COASTAL MEDICAL LAB			2	100%	2
FLORIDA SPINE AND PAIN SPECIALISTS		2			2
FLORIDA MEDICAL CLINIC RADIOLOGY DALE MABRY		2			2
TRINITY DIALYSIS			2	100%	2
Hartwell Health and Rehabilitation		2			2
MICARE CLINC			2	100%	2
PM PEDIATRICS OF BAYSIDE, PLLC - RIVE		2			2
PEDIATRIC HEALTH CARE		1	1	50%	2
BETHESDA HOSPITAL			2	100%	2
CVS MI8287POCT MACOMB		2			2
Douglas County Health Center		2			2
Cedar Valley Nursing & Rehab Center		2			2
NYU LANGONE HUNTINGTON MEDICAL GROUP		2			2
NORTON IMMEDIATE CARE CENTER - PRESTON			2	100%	2
CHRISTUS SPOHN HOSPITAL			2	100%	2
CREATIVE HEALTH CENTER			2	100%	2
Bethel Lutheran Home		2			2
POLK PEDIATRICS		1	1	50%	2
CARLE FOUNDATION HOSPITAL LABORATORY			2	100%	2
WEST FLORIDA MEDICAL ASSOCIATES			2	100%	2

# COVID-19: testing by laboratory

Data through May 17, 2021 verified as of May 18, 2021 at 09:25 AM

Data in this report are provisional and subject to change.

The numbers in the table below represent the number of Florida and non-Florida residents for whom test results were received by the Department of Health. A person can be tested by more than one laboratory and can have both positive and negative results. **Therefore, the sum of the numbers in each column will be larger than the total number of people tested.**

Reporting lab	Inconclusive	Negative	Positive	Percent positive	Total
SWIFT CREEK HEALTH CENTER AT THE TEMPL		2			2
HERNANDO CHILDREN'S			2	100%	2
ASSOCIATES IN INTERNAL MEDICINE PA			2	100%	2
NORTH OKALOOSA PHYSICIAN GRP - WALK IN CLINIC			2	100%	2
MONICE DR.			2	100%	2
Kroger 777 - The Little Clinic Shelbyville		1	1	50%	2
CARE 365			2	100%	2
UF KANAPAHA LAB BEAKER		2			2
WATERBURY HOSPITAL REFERENCE LAB			2	100%	2
BLOSSOMS ASSISTED LIVING 1 LLC			2	100%	2
EXCUSED ABSENCE PLLC		2			2
CVS NE2741POCT LA VISTA		2			2
LACORP		1	1	50%	2
NLC LABS			2	100%	2
Church Creek SNF			2	100%	2
CALIFORNIA DIVISION OF COMMUNICABLE DISEASE CONTROL			2	100%	2
St. Luke's Care Center		2			2
CITRUS DERMATOLOGY			2	100%	2
HAWKEYE CARE CENTER DUBUQUE		2			2
CHILDREN PHYSICIANS GROUP			2	100%	2
CVS AZ7855POCT TUCSON		1	1	50%	2
Walgreens #10207		2			2
HMH HOSPITALS CORPORATION		2			2
MEMORIAL HOSPITAL WEST			2	100%	2
WEST HOUSTON MEDICAL CENTER			2	100%	2
Aston Park Health Care Facility		2			2
CHIPLEY DIALYSIS			2	100%	2
OPTUMSERVE HEALTH SERVICES INDIANA			2	100%	2
BAPTIST HEALTH PRIMARY CARE AT DORAL			2	100%	2
WELLSTREET - SADDLEBROOK		2			2
CVS AZ3749POCT GOODYEAR		2			2
Children's Specialized Hospital		2			2
ADVENT HEALTH - OWASA			2	100%	2
MOBILE MEDICAL UNIT- SAINT JOSEPH REG		2			2
UNIVERSITY OF MN MEDICAL CENTER EAST CAMPUS			2	100%	2
Stonespring Transitional Care		2			2
LAB PLUS, LLC			2	100%	2
NEW YORK CITY CENTRAL COVID			2	100%	2
Cypress Cove Center		2			2
Kroger 549 - The Little Clinic Clinton Highway		2			2
U OF MIAMI MILLER SCHOOL OF MEDICINE			2	100%	2
WURLAND NURSING AND REHABILITATION, L		2			2
BAPTIST HEALTH PRIMARY CARE HOMESTEAD			2	100%	2
MEDCARE		2			2
JENNIE STUART MEDICAL CENTER			2	100%	2
FLORIDA DEPARTMENT OF HEALTH IN CITRUS COUNTY		2			2
Walgreens #9890		2			2

# COVID-19: testing by laboratory

Data through May 17, 2021 verified as of May 18, 2021 at 09:25 AM

Data in this report are provisional and subject to change.

The numbers in the table below represent the number of Florida and non-Florida residents for whom test results were received by the Department of Health. A person can be tested by more than one laboratory and can have both positive and negative results. **Therefore, the sum of the numbers in each column will be larger than the total number of people tested.**

Reporting lab	Inconclusive	Negative	Positive	Percent positive	Total
BERGEN COUNTY SURGICAL AND ENDOSCOPY CENTER		2			2
UTMB PATHOLOGY CLINICAL SERVICES LABORATORY			2	100%	2
SPECTRA EAST INC		1	1	50%	2
UT AUSTIN UNIVERSITY HEALTH SERVICES			2	100%	2
PALM WEST INTERNIST PA			2	100%	2
PIEDMONT WALTON HOSPITAL		2			2
Buena Vista Care Center		2			2
Iron County Medical Care Facility		2			2
LABRADOR PRIMARY CARE CENTER			2	100%	2
TMH EC NORTHEAST LABORATORY			2	100%	2
PIEDMONT ATHENS REGIONAL HOSPITAL LAB			2	100%	2
Virginia Gay Nursing and Rehab		2			2
DR JAMES D FORBES FAMILY CARE CENTER			2	100%	2
ROPER HOSPITAL			2	100%	2
DMC UNIVERSITY LABORATORIES		1	1	50%	2
PATIENT FIRST MEDICAL CENTER-CARYTOWN			2	100%	2
HEALTH NETWORK LAB			2	100%	2
HOLY TRINITY PHARMACY LLC		2			2
ST. JOSEPH REGIONAL MEDICAL CENTER			2	100%	2
UPSON REGIONAL MEDICAL CENTER		1	1	50%	2
TANNER MEDICAL CENTER VILLA RICA		2			2
LINIL VISITING NURSES, INC		2			2
UNITED PHYSICIAN GROUP FAMILY MEDICINE OF HAMPTON		2			2
AMERICAN RESEARCH CENTERS OF FLORIDA			2	100%	2
FLORIDA MEDICAL CLINIC, LLC			2	100%	2
ATHENA CARE RESOURCES LLC		2			2
MAINE CENTER FOR DISEASE CONTROL AND PREVENTION			2	100%	2
SYMPHONY OF BUFFALO GROVE		2			2
TEMPLE UNIVERSITY HOSPITAL			2	100%	2
PRECISION DIAGNOSTIC INC		2			2
NSUH AT SYOSSET		2			2
Coos County Nursing Home		2			2
Crest Manor Living and Rehabilitation		2			2
KEATING SPORTS CENTER		2			2
Great Lakes Health Center			2	100%	2
BAYCARE LABORATORIES			2	100%	2
ABRAKIDABRA PEDIATRIC CLINIC LLC			2	100%	2
Advanced Rehabilitation and Healthcare of Wichita Falls		2			2
MED-LAKE LABORATORY, LLC			2	100%	2
FIRST PREVENTION AND DIALYSIS CENTER LLC			2	100%	2
MEDSTAR HARBOR HOSPITAL			2	100%	2
CENTRAL JERSEY URGENT CARE OF GREEN BR		2			2
IMMEDIATE CARE MEDICAL CENTER			2	100%	2
MEASE COUNTRYSIDE HOSPITAL CARDIAC REH			2	100%	2
Kingston of Miamisburg		2			2
CVS NJ2949POCT EAST HANOVER		2			2
WEST COAST PEDIATRICS			2	100%	2

# COVID-19: testing by laboratory

Data through May 17, 2021 verified as of May 18, 2021 at 09:25 AM

Data in this report are provisional and subject to change.

The numbers in the table below represent the number of Florida and non-Florida residents for whom test results were received by the Department of Health. A person can be tested by more than one laboratory and can have both positive and negative results. **Therefore, the sum of the numbers in each column will be larger than the total number of people tested.**

Reporting lab	Inconclusive	Negative	Positive	Percent positive	Total
HERITAGE CARE AND REHABILITATION CENTE		2			2
RHODE ISLAND DEPARTMENT OF HEALTH LABORATORIES			2	100%	2
SHERIDAN AT HOBE SOUND, THE			2	100%	2
HEALTH PARTNERS REGIONAL HOSPITAL			2	100%	2
Lenawee Medical Care Facility		2			2
EXPRESS CARE WALK-IN CLINIC			2	100%	2
CVS IN6611POCT INDIANAPOLIS		1	1	50%	2
CVS OH3306POCT AKRON		1	1	50%	2
ACKERMAN CANCER CENTER		2			2
BLACKBAG DIGITAL HEALTH LLC		2			2
WE CARE HOME HEALTH SOLUTIONS LLC			2	100%	2
PIEDMONT URGENT CARE - CONYERS		2			2
REDMOND REGIONAL MEDICAL CENTER		1	1	50%	2
BENEVA LAKES ASSISTED LIVING CENTER			2	100%	2
MINUTECLINIC DIAGNOSTIC OF KANSAS, PC		2			2
SHADY GROVE ADVENTIST HOSPITAL			2	100%	2
INA		1	1	50%	2
MOBILE COUNTY HEALTH DEPARTMENT		1	1	50%	2
COLD SPRING HILLS CENTER FOR NURSING A		2			2
VA Greater LA HCS-Santa Maria OPC			2	100%	2
GSM OCED Subsection			2	100%	2
HOPE HEALTH & WELLNESS		2			2
VILLAGES HEALTH SYSTEM, LLC, THE			2	100%	2
VAULT HEALTH			2	100%	2
BIRMINGHAM INTERNAL MEDICINE ASSOCIATE		1	1	50%	2
PATIENT FIRST - WOODBURY		2			2
POMERENE HOSPITAL			2	100%	2
MEDEXPRESS URGENT CARE-MT PLEASANT		1	1	50%	2
MINUTECLINIC DIAGNOSTIC PA #7110		2			2
SMITH NORTHVIEW HOSPITAL LAB			2	100%	2
Kroger 745 - The Little Clinic Somerset		2			2
STARR COUNTY MEMORIAL HOSPITAL			2	100%	2
BOCA RATON REGIONAL HOSPITAL INC			2	100%	2
COLUMBIA COTTAGE		2			2
PUBLIC HEALTH LABORATORY	1		1	50%	2
FLORIDA MEDICAL CLINIC PA PATEL CW		1	1	50%	2
THOMASVILLE REGIONAL MEDICAL CENTER		2			2
FLORIDA MEDICAL CENTER OF CLEARWATER		2			2
HAMPTON VAMC		2			2
EXPRESS CARE OF THE SHOALS		1	1	50%	2
MEMORIAL HOSPITAL OF CARBONDALE			2	100%	2
STARR CITY OF ROMA COMMUNITY CENTER			2	100%	2
CVS TX7603POCT SAGINAW		2			2
IN & OUT URGENT CARE METAIRIE			2	100%	2
UPS			2	100%	2
ADVENTHEALTH MEDICAL GROUP COLORECTAL SURGERY AT		2			2
Tidelands Health Rehabilitation Hospital			2	100%	2

# COVID-19: testing by laboratory

Data through May 17, 2021 verified as of May 18, 2021 at 09:25 AM

Data in this report are provisional and subject to change.

The numbers in the table below represent the number of Florida and non-Florida residents for whom test results were received by the Department of Health. A person can be tested by more than one laboratory and can have both positive and negative results. **Therefore, the sum of the numbers in each column will be larger than the total number of people tested.**

Reporting lab	Inconclusive	Negative	Positive	Percent positive	Total
MEDEXPRESS URGENT CARE - WOODBURY			2	100%	2
MEDICAL ARTS LABORATORY			2	100%	2
SPECIALTY LABORATORIES			2	100%	2
FLORIDA MEDICAL CLINIC CARDIOLOGY-ZH			2	100%	2
ELITE MEDICAL LABORATORY SOLUTIONS LLC			2	100%	2
GIGI WOOD DAVIS DO-FAMILY MEDICINE		2			2
BLANCHARD VALLEY HOSPITAL LABORATORY			2	100%	2
VIRGINIA DEPT OF HEALTH OFFICE OF EPIDEMIOLOGY			2	100%	2
HIGHLAND PARK LAKEWOOD PRESTON HOLLOW			2	100%	2
ROYAL PALM PEDIATRICS			2	100%	2
BAPTIST HEALTH MEDICAL PLAZA			2	100%	2
NOSE AND SINUS INSTITUTE OF BOCA RATON		1	1	50%	2
MC MEDICAL			2	100%	2
NEMOURS CHILDRENS PRIMARY CARE CLERMONT			2	100%	2
STEWART ST ELIZABETH MEDICAL CENTER			2	100%	2
TRICORE REFERENCE LABORATORY		1	1	50%	2
CHI MEMORIAL PRIMARY CARE ASSOCIATES-A		2			2
ABSOLUTE QUICK CARE		1	1	50%	2
Camellia Gardens		2			2
CAREWELL JW - WORCESTER LNC			2	100%	2
ALBANNA PEDIATRICS CENTER			2	100%	2
DELAWARE VETERANS HOME		2			2
ManorCare Health Services Peters Township		2			2
ACCESS MEDICAL GROUP OF FLORIDA CITY			2	100%	2
SOLDIERS' HOME OF HOLYOKE		2			2
CVS NC6633POCT FAYETTEVILLE		2			2
ESCANDON DIAGNOSTIC CLINIC			2	100%	2
PARKRIDGE MEDICAL CENTER			2	100%	2
KETTERING MEDICAL CENTER			2	100%	2
URGENTMED PLANTATION			2	100%	2
APPLECARE VALDOSTA			2	100%	2
RICHICHI FAMILY HEALTH			2	100%	2
ATLAS GENOMICS			2	100%	2
Mayaguez Outpatient Clinic		2			2
TENNESSEE DEPARTMENT OF HEALTH (TDH) - REGIONAL LABORATORY			2	100%	2
BAYSHORE MEDICAL CENTER			2	100%	2
Good Samaritan Society Waukon		2			2
LAB CORP OF AMER SAN DIEGO			2	100%	2
FLORIDA LIVING NURSING CENTER			2	100%	2
DRR JMC URGENT CARE DONALD ROSS			2	100%	2
Bethany Manor		2			2
SUNNYSIDE MANOR		2			2
FLAGLER HOME CARE			2	100%	2
GALEN BAYLOR EXTENSION		2			2
NEIGHBORCARE PHARMACY SERVICES		2			2
THE WINDSOR ORTEGA		2			2
WELLSTREET SMYNA URGENT CARE		2			2



# COVID-19: testing by laboratory

Data through May 17, 2021 verified as of May 18, 2021 at 09:25 AM

Data in this report are provisional and subject to change.

The numbers in the table below represent the number of Florida and non-Florida residents for whom test results were received by the Department of Health. A person can be tested by more than one laboratory and can have both positive and negative results. **Therefore, the sum of the numbers in each column will be larger than the total number of people tested.**

Reporting lab	Inconclusive	Negative	Positive	Percent positive	Total
LYNN UNIVERSITY INC		2			2
CVS SC7567POCT BOILING SPRINGS		1	1	50%	2
UT PATH			2	100%	2
HOLSTON MEDICAL GROUP		2			2
PM PEDIATRICS OF BAYSIDE PLLC - HOPEWELL JUNCTION		2			2
Wetumpka Health and Rehab, LLC		2			2
EAST CENTRAL REGIONAL HOSPITAL GRACEWO		2			2
AUGUSTA HEALTH SKILLED CARE			2	100%	2
VICKIE N HARRELL MD		2			2
RABI SINHA, MD		2			2
UW HOSPITAL AND CLINICS		1	1	50%	2
BAYCARE OUTREACH LAB WH SOUTH			2	100%	2
ABILITY DIAGNOSTICS LLC			2	100%	2
PRONTO URGENT CARE			2	100%	2
EASTERN NEW MEXICO UNIVERSITY STUDENT		2			2
Fairlane Gardens Nursing and Rehab at Reading		2			2
Katherine Luther Residential Healthcare		2			2
BROOKS -TLC HOSPITAL SYSTEM			2	100%	2
CVS MA937POCT CARVER		2			2
LEE PHYSICIAN GROUP FAMILY MEDICINE AT BABCOCK		2			2
BAPTIST HEALTHCARE - LAKEVIEW CENTER INC		2			2
POMONA VALLEY COMMUNITY HOSPITAL			2	100%	2
SIMPLY HEALTHCARE AND WELLNESS CLINIC, PC			2	100%	2
CLEVELAND CLINIC IMAGING			2	100%	2
VANAYER HEALTHCARE AND REHAB CENTER		2			2
SOUTH HILLSBOROUGH CBOC			2	100%	2
NAVAL BRANCH MEDICAL CLINIC			2	100%	2
MID AMERICA CLINICAL LABS			2	100%	2
UNIVERSITY OF TEXAS AT EL PASO, THE			2	100%	2
MEDEXPRESS URGENT CARE - LINCOLN N 26T		2			2
MILLER'S MERRY MANOR		2			2
MINUTECLINIC DIAGNOSTICS OF OKLAHOMA		2			2
GOSHEN MEDICAL CENTER			2	100%	2
ATLANTIC DIAGNOSTICS			2	100%	2
WELL HEALTH LABS			2	100%	2
MINUTECLINIC DIAG OF IND, LLC #6250		2			2
DJ Jacobetti Home for Veterans		2			2
PALM CITY NURSING AND REHAB CENTER			2	100%	2
ASPIRUS RIVERVIEW HOSPITAL & CLINICS INC		1	1	50%	2
LIBERTY HEALTH CENTER			2	100%	2
MEDERI CARETENDERS		1	1	50%	2
AUSTIN REGIONAL CLINIC MICROBIOLOGY LAB			2	100%	2
RIVERVIEW MEDICAL CLINIC		2			2
GASTROENTEROLOGY ASSOCIATES			2	100%	2
CONWAY MEDICAL CENTER			2	100%	2
SOUTHEAST GEORGIA HEALTH SYSTEM			2	100%	2
NORTHWEST MEDICAL CENTER LABORATORY		2			2

# COVID-19: testing by laboratory

Data through May 17, 2021 verified as of May 18, 2021 at 09:25 AM

Data in this report are provisional and subject to change.

The numbers in the table below represent the number of Florida and non-Florida residents for whom test results were received by the Department of Health. A person can be tested by more than one laboratory and can have both positive and negative results. **Therefore, the sum of the numbers in each column will be larger than the total number of people tested.**

Reporting lab	Inconclusive	Negative	Positive	Percent positive	Total
ADVENTIST HINSDALE HOSPITAL LABORATORY			2	100%	2
LIFEGUARD AMBULANCE SERVICES LLC, TEXAS- SAN			2	100%	2
TEXAS REGIONAL ASTHMA & ALLERGY CENTER			2	100%	2
FLORIDA DEPARTMENT OF HEALTH PINELLAS COUNTY- CARTER BLOOD CARE			2	100%	2
Edinboro Manor		2			2
MIAMI DADE MEDICAL RESEARCH INSTITUTE			2	100%	2
HEALTHCARE NETWORK			2	100%	2
TULANE MEDICAL CENTER			2	100%	2
MY INSTADOC - HOWELL URGENT CARE		2			2
PALM BAY COMMUNITY OUTPATIENT CLINIC		2			2
WEST BOCA MEDICAL CENTER			2	100%	2
DALLAS VA MEDICAL CENTER - VA NORTH TEXAS HEALTH CARE SYSTEM			2	100%	2
MIDWAY SPECIALTY CARE CENTER INC		2			2
DIAGNOSTIC AFFILIATES			2	100%	2
UNIVERSITY OF MIAMI SCCC RESEARCH LABORATORY			2	100%	2
ON-SITE MEDICAL SOLUTIONS		2			2
Ohio Veterans Home-Georgetown		2			2
Green Mountain Nursing and Rehabilitation		2			2
Village Green Health & Rehabilitation		2			2
WELLSTAR SPALDING REGIONAL MEDICAL CENTER		2			2
DOCTOR TODAY URGENT CARE			2	100%	2
SACRED HEART HOSPITAL ON THE EMERALD			2	100%	2
ROYAL CARE MEDICAL CENTER			2	100%	2
ASSOCIATES IN UROGYNECOLOGY MD LLC		2			2
SOUTHERN REGIONAL MEDICAL CENTER		2			2
MY PHARMACY			2	100%	2
ARCADIA DIALYSIS CENTER			2	100%	2
Walgreens #5065		2			2
WALGREENS #06583		2			2
Greystone Nursing and Rehab, LLC			2	100%	2
MEDICAL ASSOCIATES OF BREVARD LLC		1	1	50%	2
VALLEY BAPTIST MEDICAL CENTER: BROWNSVILLE			2	100%	2
BIOMAT USA			2	100%	2
PM PEDIATRICS OF BAYSIDE PLLC - BELLER		2			2
Winer Haven Health and Rehabilitation Center		2			2
Kroger 441 - The Little Clinic Middletown		2			2
MIDDLE TENN MENTAL HEALTH INSTITUTE		2			2
GRACE HEALTHCARE OF LAKE WALES		1	1	50%	2
DELAWARE DIAGNOSTICS LABS			2	100%	2
MAJESTIC GUARDIANS			2	100%	2
CVS NC2297335CV GREENSBORO		2			2
PRIMARY HEALTH CARE ASSOCIATES INC			2	100%	2
Iowa Veterans Home		2			2
CSS- TWELVE OAKS			2	100%	2
NEMOURS CHILDRENS HORIZON WEST			2	100%	2
WALGREENS MARATHON		1	1	50%	2

# COVID-19: testing by laboratory

Data through May 17, 2021 verified as of May 18, 2021 at 09:25 AM

Data in this report are provisional and subject to change.

The numbers in the table below represent the number of Florida and non-Florida residents for whom test results were received by the Department of Health. A person can be tested by more than one laboratory and can have both positive and negative results. **Therefore, the sum of the numbers in each column will be larger than the total number of people tested.**

Reporting lab	Inconclusive	Negative	Positive	Percent positive	Total
BLUEWATER TOXICOLOGY			2	100%	2
CVS TN5694POCT SODDY DAISY		2			2
WALGREENS - 10856		2			2
CVS CA8882POCT SAN CLEMENTE		2			2
ORLANDO HEALTH MEDICAL GROUP		1	1	50%	2
LABCORP OF AMERICA HOLDINGS		1	1	50%	2
CVS TX3702POCT KATY		2			2
CHRISTIAN REST HOME ASSOC		2			2
MEDEXPRESS URGENT CARE - ST CLAIR, CLOVER DR.		1	1	50%	2
CVS AZ5477POCT SURPRISE		2			2
WALGREENS AGUADILLA (ST 177)		2			2
DNA DIAGNOSTICS CENTER		2			2
ST PETERSBURG GENERAL HOSPITAL LABORATORY			2	100%	2
DEER'S HEAD CENTER		2			2
Holiday Retirement Home			2	100%	2
SOUTHEASTERN INSTITUTE OF RESTORATIVE MEDICINE		1	1	50%	2
JUST BELIEVE RECOVERY CENTER			2	100%	2
VALUE DRUGS GREENLAWN INC		2			2
Community Resource and Referral Center		2			2
LAWRENCE GENERAL HOSPITAL			2	100%	2
TSALI CARE CENTER		2			2
MOUNT SINAI MEDICAL CENTER OF FLORIDA, INC			2	100%	2
BAY CORRECTIONAL AND REHABILITATION FACILITY			2	100%	2
ARCPPOINTLABS OF VIRGINIA BEACH		1	1	50%	2
MI Nursing Restorative Center		2			2
BFT LAB			2	100%	2
EASTGENE LABORATORIES		2			2
LUTHERAN HOSPITAL OF INDIANA			2	100%	2
MAGNOLIA MANOR OF COLUMBUS		2			2
MOUNT ST MARYS HOSPITAL OF NIAGARA FALLS		1	1	50%	2
LIFT HEALTH		2			2
MERCY HEALTH LAB		1	1	50%	2
SUNCOAST BLOOD BANK			2	100%	2
Van Wert Manor		2			2
COOL KIDZ PEDIATRICS			2	100%	2
Garden Isle Healthcare and Rehabilitation Center		2			2
PUBLIX PHARMACY #1387		2			2
HELEN HAYES HOSPITAL LABORATORY		2			2
ERGENT MED SAINT SIMONS			2	100%	2
RIVIERA BEACH INTEGRATED CARE INC			2	100%	2
NEW BRIDGE MEDICAL CENTER		2			2
CareATC - Enovation Controls			2	100%	2
DEPT OF HEALTH			2	100%	2
CARIBOU MEDICAL CENTER			2	100%	2
CENTRAL ARKANSAS VETERANS HEALTHCARE SYSTEM - VETERANS AFFAIRS			2	100%	2
MEDICAL CENTER LABORATORY			2	100%	2
ST. MARY'S MEDICAL CENTER EVANSVILLE, INC			2	100%	2

# COVID-19: testing by laboratory

Data through May 17, 2021 verified as of May 18, 2021 at 09:25 AM

Data in this report are provisional and subject to change.

The numbers in the table below represent the number of Florida and non-Florida residents for whom test results were received by the Department of Health. A person can be tested by more than one laboratory and can have both positive and negative results. **Therefore, the sum of the numbers in each column will be larger than the total number of people tested.**

Reporting lab	Inconclusive	Negative	Positive	Percent positive	Total
JORDAN VALLEY MEDICAL CENTER			2	100%	2
WILSON MEMORIAL HOSPITAL			2	100%	2
MIDDLEBURG PEDIATRICS			2	100%	2
DIAGNOSTIC CLINIC MEDICAL GROUP INC		2			2
Harbert Hills Academy Nursing Home		2			2
SPRINGFIELD HOSPITAL LABORATORY			2	100%	2
Eagle Health and Rehabilitation		2			2
MEDICAL ASSOCIATES OF BREVARD DR S VYAS			2	100%	2
LIFESPRING COMMUNITY HEALTH		2			2
GPI MEDICAL CENTER, INC			2	100%	2
RIDGEFIELD PEDIATRIC ASSOCIATES		2			2
PALMS OF FT MYERS,THE			2	100%	2
Manor At Perrysburg		2			2
MINUTE CLINIC DIAGNOSTICS OF IN, LLC #6252		2			2
Jacob's Creek Nursing and Rehabilitation Center		2			2
Parkwood in the Pines		2			2
Sanford Health & Rehabilitation			2	100%	2
SWEETWATER NURSING CENTER		2			2
CVS MA38POCT CHARLTON		2			2
NEWTON MEMORIAL HOSPITAL		2			2
EVERYBODY'S FAMILY CLINIC		2			2
Friendship Manor Inc.		2			2
KAISER SUNNYSIDE MEDICAL CTR LAB		2			2
FHCP ASC - ORANGE CITY			2	100%	2
NORTHSIDE FAMILY MEDICINE AND URGENT CARE (CUMMING)		2			2
GULF COAST MEDICAL CENTER RESPIRATORY CARE			2	100%	2
UWMC MONTLAKE DEPT OF LAB MED			2	100%	2
MAWD PATHOLOGY GROUP			2	100%	2
PLAINS REGIONAL MEDICAL CENTER		2			2
RAPID RESULT CORP LLC		1	1	50%	2
MAYO CLINIC COUMADIN CLINIC LABORATORY		1	1	50%	2
ENVOY OF FORK UNION, LLC DBA ENVOY AT THE VILLAGE		2			2
SCDHEC BUREAU OF LABORATORIES			2	100%	2
Kroger 672 - The Little Clinic Bill Kennedy & Glenwood		2			2
INSPIRIT SENIOR LIVING			2	100%	2
CVS OH6185POCT PICKERINGTON		2			2
DOCTORS CARE OF PALM COAST			2	100%	2
FIRST CHOICE MEDICAL PC			2	100%	2
DESERT ROSE FL LLC		2			2
PUBLIX PHARMACY #1048		2			2
JACKSON LABORATORY OF GENOMIC MEDICINE		2			2
MEDEXPRESS URGENT CARE - SPRINGDALE, S 40TH STREET		2			2
Colonial Manor Nursing and Rehabilitation Center		2			2
NORTH SHORE HEMATOLOGY-ONCOLOGY ASSOCIATES		2			2
SOUTHEASTERN HEALTH FACILITES, INC		1	1	50%	2
WAYNE MEMORIAL HOSPITAL		2			2
BOCA RATON PHYSICIANS PA			2	100%	2

# COVID-19: testing by laboratory

Data through May 17, 2021 verified as of May 18, 2021 at 09:25 AM

Data in this report are provisional and subject to change.

The numbers in the table below represent the number of Florida and non-Florida residents for whom test results were received by the Department of Health. A person can be tested by more than one laboratory and can have both positive and negative results. **Therefore, the sum of the numbers in each column will be larger than the total number of people tested.**

Reporting lab	Inconclusive	Negative	Positive	Percent positive	Total
DEKALB MEDICAL CENTER LABORATORY			2	100%	2
JMC TALLAHASSEE, LLC			2	100%	2
SPRINGS MEDICAL LAB		1	1	50%	2
Cooperstown Center for Nursing and Rehabilitation		2			2
ARLINGTON DIALYSIS CENTER LLC		2			2
Mountainview Nursing Home		2			2
CAREATC - PALM HARBOR		1	1	50%	2
ROYAL OAK MEDICAL CENTER LLC DBA CHARACTER FAMILY			2	100%	2
SIOUX FALLS STORM		2			2
ADVANCED FOOT AND ANKLE OF INDIAN RIVER		2			2
NYUMC CLINICAL LABORATORIES			2	100%	2
CITRUS PARK			2	100%	2
NORTH DAKOTA VETERANS HOME		2			2
Kroger 550 - The Little Clinic Bellevue		2			2
NOVA SOUTHEASTERN UNIVERSITY - STUDENT MEDICAL CTR			2	100%	2
STEELFUSION/RJ LEE GROUP LABORATORY			2	100%	2
HAMILTON CHD		2			2
MILLERSVILLE UNIVERSITY HEALTH SERVICE		2			2
FLORIDA KEYS PED & ADOLES CTR			2	100%	2
Alden Des Plaines			2	100%	2
University Center East			2	100%	2
LARKIN COMMUNITY HOSPITAL PALM SPRINGS CAMPUS		1	1	50%	2
JULIE STAATS DO		2			2
The Suites at Western Home Communities		2			2
MD NOW URGENT CARE CENTER INC.			2	100%	2
WillowBrooke Court at Southampton Estates		2			2
JUPITER PEDIATRIC ASSOCIATES, PA		1	1	50%	2
CLEAR LAKE REGIONAL MEDICAL CENTER			2	100%	2
LEESBURG DIALYSIS CENTER		1	1	50%	2
SUDARSAN KAMISSETTY MD PA			2	100%	2
OAKMONT WEST- GREENVILLE SC		2			2
ADVANCED CARDIOVASCULAR DIAGNOSTICS		2			2
UNITED MEMORIAL MEDICAL CENTER			2	100%	2
DOCTORS MEDICAL CTR OF WALTON COUNTY			2	100%	2
GREEN POINT RX INC DBA ALTRU CHEMISTS		2			2
NORTH MCALLEN PEDIATRIC CENTER			2	100%	2
CRUC CMCH-COVID-19		2			2
BAYLOR SCOTT & WHITE COMPREHENSIVE WOUND			2	100%	2
GULFCOAST JEWISH FAMILY			2	100%	2
YOUTH AND YOU, INC		2			2
DIVERSE MEDICAL CARE LLC			2	100%	2
CVS MA1875POCT ASHLAND		1	1	50%	2
SOWAL HEALTH & DRUG			2	100%	2
SOUTH TAMPA AFTER HOURS CLINIC			2	100%	2
Providence of Sparta Health and Rehabilitation		2			2
CDPH K-12 SCHOOL LABORATORIES (HILLSBOROUGH CITY SCHOOL DISTRICT)			2	100%	2
441 URGENT CARE-MULBERRY			2	100%	2

# COVID-19: testing by laboratory

Data through May 17, 2021 verified as of May 18, 2021 at 09:25 AM

Data in this report are provisional and subject to change.

The numbers in the table below represent the number of Florida and non-Florida residents for whom test results were received by the Department of Health. A person can be tested by more than one laboratory and can have both positive and negative results. **Therefore, the sum of the numbers in each column will be larger than the total number of people tested.**

Reporting lab	Inconclusive	Negative	Positive	Percent positive	Total
MAIN STREET MEDICAL CENTERS		2			2
PALMETTO FAMILY HEALTH CENTER			2	100%	2
The Palms Nursing and Rehabilitation		1	1	50%	2
TMH PHYSICIAN PARTNERS MONTICELLO		1	1	50%	2
BRADENTON DIALYSIS			2	100%	2
UNIVERSTIY OF ILLINOIS HOSPITAL			2	100%	2
SOUTHERN BREEZE HEALTHCARE		1	1	50%	2
NEW DISCOVERY BIOLOGICS, LLC		1	1	50%	2
OMEGA RESEARCH CONSULTANTS			2	100%	2
Chatham Nursing and Rehab Center		2			2
SIGNAL DIAGNOSTICS DBA FLOWHEALTH LABS			2	100%	2
CVS PA5447POCT NEWTOWN		2			2
SOUTHERN TENNESSEE MEDICAL CENTER			2	100%	2
ABBEY DELRAY SOUTH IN FLORIDA			2	100%	2
SPRING VALLEY HOSPITAL MEDICAL CENTER			2	100%	2
PARK CITY HOSPITAL - RESPIRATORY CARE SERVICES			2	100%	2
FL DEPT OF HEALTH MARION COUNTY MOBILE HEALTH UNIT			2	100%	2
ELMHURST MEMORIAL HOSPITAL			2	100%	2
FAST TEST NOW		2			2
KANSAS CITY VA MEDICAL CENTER			2	100%	2
NEW YORK CITY DEPARTMENT OF HEALTH			2	100%	2
PRESTIGE EMERGENCY ROOM LLC			2	100%	2
ROCKEFELLER UNIVERSITY CLINICAL GENOMICS LABORATOR		2			2
Aurora CBOC			2	100%	2
Elba Nursing and Rehabilitation Center, LLC		2			2
HPH HOME CARE		1	1	50%	2
BUFFALO CROSSINGS HEALTHCARE AND REHABILITATION CENTER			2	100%	2
EXCEPTIONAL EMERGENCY CENTER - AMARILLO			2	100%	2
FLORIDA CLINICAL LABORATORY INC			2	100%	2
VALLEY MEDICAL LABORATORY			2	100%	2
OHIOHEALTH URGENT CARE			2	100%	2
MOSAIC MEDICAL CENTER MARYVILLE			2	100%	2
SPECTRUM HEALTH			2	100%	2
Kroger 477 - The Little Clinic Fort Mitchell		2			2
Mount Olivet Careview Home		2			2
MIDWAY PRIMARY CARE LLC		2			2
MEDEXPRESS URGENT CARE - MARTINSVILLE		2			2
Errera Community Care Center		2			2
SIMMONS			2	100%	2
RENFREW CENTERS INC		2			2
Tuscola County Medical Care Community		2			2
PROVIDENCE MEDICAL GROUP SHERWOOD IMMEDIATE CARE		2			2
MELBOURNE URGENT CARE			2	100%	2
THE HOSPITAL OF PROVIDENCE EMERGENCY ROOM			2	100%	2
ALLSTATE HEALTH SERVICES, INC		2			2
Kroger 596 - The Little Clinic Brentwood		2			2
ONTARIO COUNTY PUBLIC HEALTH		2			2

# COVID-19: testing by laboratory

Data through May 17, 2021 verified as of May 18, 2021 at 09:25 AM

Data in this report are provisional and subject to change.

The numbers in the table below represent the number of Florida and non-Florida residents for whom test results were received by the Department of Health. A person can be tested by more than one laboratory and can have both positive and negative results. **Therefore, the sum of the numbers in each column will be larger than the total number of people tested.**

Reporting lab	Inconclusive	Negative	Positive	Percent positive	Total
First Care Living Center/Essentia Health			2	100%	2
LAKE SUCCESS EXTENDED CARE		2			2
LAREDO EMERGENCY ROOM			2	100%	2
UNIVERSITY OF MIAMI MEDICINE CLINIC DRI			2	100%	2
Kroger 853 - The Little Clinic East Broad Street		2			2
AMERIHEALTH QUICK CARE		2			2
OELWEIN HEALTH CARE CENTER		2			2
Walgreens #12427		1	1	50%	2
UHEALTH CARDIOLOGY			2	100%	2
TRINITAS REGIONAL MEDICAL CENTER		1	1	50%	2
SUNBRIDGE CARE & REHAB FOR DECATUR		2			2
DURAND SENIOR CARE & REHAB CENTER		2			2
FLORIDA PRIMARY CARE CENTER PA		2			2
NEMOURS CHILDREN'S PRIMARY CARE OF VERO BEACH			2	100%	2
Kroger 739 - The Little Clinic La Grange Road		2			2
PREMIER FAMILY CARE I, INC			2	100%	2
DEL SOL MEDICAL CENTER			2	100%	2
NATIONWIDE LABORATORY SERVICES		1	1	50%	2
NEMOURS CHILDREN'S PRIMARY CARE THE VILLAGES		2			2
MEDICAL CITY LAS COLINAS			2	100%	2
WEST VIRGINIA LABORATORIES			2	100%	2
CLEMENT J ZABLOCKI VAMC		2			2
MEDEXPRESS URGENT CARE - BENTON		2			2
MCCALLIE SCHOOL-STUDENT HEALTH CENTER		2			2
LIFETIME FAMILY URGENT CARE			2	100%	2
JOHN D. ARCHBOLD MEM. HOSPITAL			2	100%	2
SETON HILL UNIVERSITY		2			2
Harris Hill Nursing Facility		2			2
INTEAM HEALTH, INC.			2	100%	2
Sevierville Health and Rehabilitation		2			2
BROOKSVILLE DIALYSIS			2	100%	2
OSF SAINT FRANCIS MEDICAL CENTER LABORATORY			2	100%	2
ALBUQUERQUE - AMG SPECIALTY HOSPITAL		2			2
LEXINGTON PLACE			2	100%	2
METHODIST SPECIALTY CARE CENTER		2			2
BRENTWOOD AT FORE RANCH			2	100%	2
PREVENTIVE HEALTH PARTNERS I L S C		2			2
MEDEXPRESS NORTHSIDE			2	100%	2
ROCKWALL URGENT CARE			2	100%	2
PROSPECT URGENT CARE			2	100%	2
TMH PHYSICIAN PARTNERS PERRY		2			2
BAYMEADOWS PRIMARY CARE		2			2
TEQUESTA FAMILY MEDICAL CENTER LLC			2	100%	2
INTERNAL MEDICINE ASSOCIATES-DUNELLON			2	100%	2
OAKS AT AVON,THE		2			2
Brown Memorial Home		2			2
Fairhaven Retirement Community		2			2

# COVID-19: testing by laboratory

Data through May 17, 2021 verified as of May 18, 2021 at 09:25 AM

Data in this report are provisional and subject to change.

The numbers in the table below represent the number of Florida and non-Florida residents for whom test results were received by the Department of Health. A person can be tested by more than one laboratory and can have both positive and negative results. **Therefore, the sum of the numbers in each column will be larger than the total number of people tested.**

Reporting lab	Inconclusive	Negative	Positive	Percent positive	Total
CHESTERFIELD HEALTHCARE GROUP, INC		2			2
AMERICAN LAB LLC		1	1	50%	2
GOOD PEDIATRICS			2	100%	2
BOND COMMUNITY HEALTH CENTER			2	100%	2
SUMMERFIELD RETIREMENT LIVING, INC			2	100%	2
WHITESANDS OUTPATIENT TREATMENT		2			2
ADVENTHEALTH IMAGING PARTIN SETTLEMENT			2	100%	2
Absolut Care at Three Rivers		2			2
CRESTVIEW CLINICAL LABORATORY			2	100%	2
CLINICAL REFERENCE LABORATORY, INC		2			2
BROOKDALE PALM BEACH GARDENS			2	100%	2
The Grand Rehabilitation & Nursing Utica		2			2
ASHLEY PEDIATRICS			2	100%	2
Fairview		1	1	50%	2
CONCENTRA - PLANT CITY		2			2
FALMOUTH HOSPITAL		1	1	50%	2
CHILDREN'S MEDICAL CENTER-EAST ORLANDO			2	100%	2
HEALTH NETWORK			2	100%	2
GOLDSTEIN			2	100%	2
OAKBRIDGE TERRACE AT SAE			2	100%	2
MEDEXPRESS URGENT CARE - LINCOLN		2			2
SCHEURER HOSPITAL		2			2
Kroger 096 - The Little Clinic Orchard and Holly		2			2
Veterans Health Administration-Public Health Reference Laboratory		1	1	50%	2
PEACE RIVER MEDICAL CENTER		2			2
ABSOLUTE CAREGIVERS HOME HEALTH AGENCY INC			2	100%	2
ADVENTHEALTH CENTRA CARE POINCIANA			2	100%	2
Manorcare Health Services West Reading North		2			2
HANOVER ENDOSCOPY CENTER		2			2
Robert Cranfield			2	100%	2
Central Alabama Veterans HCS - West Campus		2			2
Luther Acres Manor		2			2
Walgreens #7156			2	100%	2
PATIENT FIRST - HAMILTON		2			2
MEASE MANOR MEMORY CARE		2			2
WALGREENS #13605		2			2
Henry County Health and Rehabilitation		2			2
OUR LOVING HANDS COMPANION SERVICE LLC		2			2
BARDMOOR EMERGENCY CARE CENTER			2	100%	2
MOBILE HEALTH LABS LLC			2	100%	2
CORNELIA REDDY URGENT CARE		2			2
QUALITY URGENT CARE CENTER		1	1	50%	2
TEXAS HEALTH CARE			2	100%	2
VOLUNTEERS OF AMERICA OF FLORIDA			2	100%	2
Life Care Center of Elyria		2			2
ANNE ARUNDEL MEDICAL CENTER			2	100%	2
EASTLAKE MEDICAL CENTER		2			2



# COVID-19: testing by laboratory

Data through May 17, 2021 verified as of May 18, 2021 at 09:25 AM

Data in this report are provisional and subject to change.

The numbers in the table below represent the number of Florida and non-Florida residents for whom test results were received by the Department of Health. A person can be tested by more than one laboratory and can have both positive and negative results. **Therefore, the sum of the numbers in each column will be larger than the total number of people tested.**

Reporting lab	Inconclusive	Negative	Positive	Percent positive	Total
DEVLAB, LLC			2	100%	2
HAILE MEDICAL GROUP PA		2			2
HOLY FAMILY MEDICAL CENTER		1	1	50%	2
BOSTON PUBLIC HEALTH COMMISSION			2	100%	2
CHNJ		2			2
SCIENTIFIC LABORATORY COMPANY		2			2
FALCON HEALTH CENTER			2	100%	2
FRESENIUS KIDNEY CARE SOUTH ST PETERSBURG			2	100%	2
PUBLIX PHARMACY #1092		2			2
MATHER HOSPITAL			2	100%	2
SIGNATURE CARE LEWISVILLE-EMERGENCY CENTER		1	1	50%	2
AFC PHYSICIANS OF FLORIDA, PA			2	100%	2
SENTARA NORFOLK GENERAL HOSPITAL			2	100%	2
ADVENT HEALTH CENTRAL TEXAS		1	1	50%	2
INNOVATIVE CARE II LLC			2	100%	2
EXPERTUS LABORATORIES, INC.			2	100%	2
AMEDISYS HOME HEALTH OF GREENVILLE			2	100%	2
WARD MEMORIAL HOSPITAL		2			2
WILCOX MEDICAL CENTER-ALMA COLLEGE		2			2
CQUENTIA NGS, LLC			2	100%	2
WARE EXPRESS CARE			2	100%	2
PEACEHEALTH CENTRAL		2			2
Kroger 647 - The Little Clinic Newnan Crossings		1	1	50%	2
PTC LABORATORIES			2	100%	2
Robert J Dole VAMC		2			2
MISSION HOSPITAL REGIONAL MEDICAL CENTER			2	100%	2
Piney Grove Nursing and Rehabilitation Center		2			2
BELLIN HOSPITAL			2	100%	2
Kroger 407 - The Little Clinic Lexington		1	1	50%	2
WOODLAND VILLAGE HEALTHCARE CENTER		2			2
UNIVERSITY OF MARYLAND PATHOLOGY ASSOCIATES			2	100%	2
AEGIS MEDICAL GROUP LLC			2	100%	2
CIRRUS DX			2	100%	2
NIAGARA APOTHECARY INC		2			2
CARENOW LENEXA			2	100%	2
BUCKINGHAM PAVILION INC		2			2
Workmens Circle Multicare Center		2			2
Kroger 101 - The Little Clinic Hill Top		2			2
INTERMOUNTAIN MEDICAL CENTER			2	100%	2
ROBERTS WESLEYAN COLLEGE HEALTH CENTE		2			2
THE FOUNTAIN AT BOCA CIEGA BAY		2			2
DOWN HOME MEDICAL			2	100%	2
WELL-KEY URGENT CARE SEVIERVILLE			2	100%	2
WELLNESS MEDICAL CLINIC			2	100%	2
VA Healthcare Center- Newburg		1	1	50%	2
WESTMINSTER SUNCOAST			2	100%	2
A G RHODES HOME AT WESLEY WOODS		2			2

# COVID-19: testing by laboratory

Data through May 17, 2021 verified as of May 18, 2021 at 09:25 AM

Data in this report are provisional and subject to change.

The numbers in the table below represent the number of Florida and non-Florida residents for whom test results were received by the Department of Health. A person can be tested by more than one laboratory and can have both positive and negative results. **Therefore, the sum of the numbers in each column will be larger than the total number of people tested.**

Reporting lab	Inconclusive	Negative	Positive	Percent positive	Total
DUKE HEALTH REGIONAL HOSPITAL			2	100%	2
MORRISTOWN MEMORIAL HOSPITAL		2			2
CVS MA1094POCT GREENFIELD		2			2
PT&J REHAB LLC		1	1	50%	2
GREEN RIVER MEDICAL CENTER			2	100%	2
BAPTIST HEALTH LEXINGTON			2	100%	2
BIONIC TECHNOLOGIES CORPORATION			2	100%	2
DALLAS MEDICAL CENTER			2	100%	2
RIVER CITY MEDICAL ASSOCIATES, INC			2	100%	2
GRANDVIEW COLLEGE STUDENT HEALTH CENTE		2			2
ASCENSION ST VINCENT'S RIVERSIDE			2	100%	2
THE EDGEWATER AND WATERMAN VILLAGE			2	100%	2
Cortland Acres Association		2			2
WALGREENS #05018		2			2
Kroger 619 - The Little Clinic Hendersonville Indian Lake		2			2
STUDENT HEALTH SERVICES			2	100%	2
FKC AMELIA ISLAND DIALYSIS			2	100%	2
ST. VINCENT HOSPITAL			2	100%	2
INTEGRITY CLINICAL RESEARCH CENTER INC		1	1	50%	2
COLONIAL VILLA GOOD SAMARITAN CENTER		2			2
ManorCare Rehab Center of Marietta		2			2
SENECA HEALTH CARE CENTER		2			2
Durham VAMC		2			2
MINUTECLINIC DIAG OF IND, LLC #4368		2			2
Pinnacle Assisted Living			2	100%	2
ST JOSEPH'S HOSPITAL INC			2	100%	2
Macon Valley Nursing and Rehabilitation Center		2			2
Cottage of the Shoals		2			2
PORTAGE MEDICAL CENTER			2	100%	2
FLAGLER PROFESSIONAL HEALTH CAE SERVICES INC		2			2
Kroger 667 - The Little Clinic Litchfield Park		2			2
DELAWARE DIVISION OF PUBLIC HEALTH			2	100%	2
Imboden Creek Living Center		2			2
A+ URGENT/PRIMARY CARE			2	100%	2
UNIVERSITY COMMUNITY HEALTH SERVICES		1	1	50%	2
MEDEXPRESS-DOVER		2			2
CPL LABS			2	100%	2
MEDEXPRESS URGENT CARE -HOWELL US HWY		2			2
Fox Subacute at Warrington		2			2
AMICUS MEDICAL CENTER LLC			2	100%	2
CLEVELAND CLINIC FLORIDA LABORATORY			2	100%	2
PHYSICIANS PREMIER			2	100%	2
HOUSTON HEALTH DEPARTMENT - BUREAU OF LABORATORY SERVICES			2	100%	2
SUMMIT URGENT CARE - MARIETTA		2			2
SENDER RETREAT ADULT DAY CARE CENTERS			2	100%	2
MILFORD REGIONAL HOSPITAL			2	100%	2
GENETIC ASSAYS INC			2	100%	2

# COVID-19: testing by laboratory

Data through May 17, 2021 verified as of May 18, 2021 at 09:25 AM

Data in this report are provisional and subject to change.

The numbers in the table below represent the number of Florida and non-Florida residents for whom test results were received by the Department of Health. A person can be tested by more than one laboratory and can have both positive and negative results. **Therefore, the sum of the numbers in each column will be larger than the total number of people tested.**

Reporting lab	Inconclusive	Negative	Positive	Percent positive	Total
Walgreens #9278		2			2
PPD CLINICAL RESEARCH UNIT			2	100%	2
IRA FIALKO DO			2	100%	2
STANKUS FAMILY CARE		1	1	50%	2
RAPID URGENT CARE - ALBANY			2	100%	2
PALOS COMMUNITY HOSPITAL LABORATORY			2	100%	2
AGILE URGENT CARE			2	100%	2
WEAKLEY COUNTY REHAB AND NURSING CENTER		2			2
DAYTONA BEACH CENTRA CARE			2	100%	2
HEALTH & REHAB CTR AT DOLPHINS VIEW, THE			2	100%	2
CVS M05724POCT KANSAS CITY		2			2
PATIENT FIRST-BATTLEFIELD			2	100%	2
SIMEDHEALTH CHIEFLAND DRAW STATION		1	1	50%	2
Kroger 519 - The Little Clinic Georgesville Square		2			2
BAYCARE OUTREACH LAB			2	100%	2
SOUTHERN SPRINGS HEALTH CARE		2			2
MEDEXPRESS URGENT CARE - HAZLET		1	1	50%	2
GOLISANO PEDIATRICS PORT CHARLOTTE HARBOR		2			2
Delaware Court Healthcare Center		2			2
ST ANTHONY'S PINELLAS CARE CLINIC			2	100%	2
ST MARYS HEALTH CARE SYSTEM		2			2
INTEGRATED REGIONAL LABS			2	100%	2
CAPE FEAR VALLEY MEDICAL CENTER			2	100%	2
TALLAHASSEE MEMORIAL HEALTHCARE FAMILY MED RESIDENCY			2	100%	2
ACCELERATED URGENT CARE		2			2
DUBOIS CONTINUUM OF CARE COMMUNITY INC		2			2
GOSHEN HOSPITAL			2	100%	2
WyndRidge Health & Rehabilitation		2			2
MEDEXPRESS URGENT CARE - OMAHA N 72 ST		2			2
MERCY CONVENIENT CARE			2	100%	2
COVANCE			2	100%	2
AMERICAN MOLECULAR LABORATORIES			2	100%	2
SPARTANBURG REGIONAL MEDICAL CENTER			2	100%	2
APPLING NURSING & REHABILITATION PAVIL		2			2
CVS AZ9273POCT TUCSON			2	100%	2
ORCHARD LABORATORIES			2	100%	2
STUART SURGERY CENTER, LLC			2	100%	2
JRS LABORATORY			2	100%	2
MARTINSBURG VAMC		2			2
NEXTCARE DOBSON			2	100%	2
MORSELIFE HOME CARE INC			2	100%	2
Covington Care Nursing and Rehabilitation		2			2
CROSSROADS			2	100%	2
MEDEXPRESS URGENT CARE - BROOKHAVEN		2			2
MAYO CLINIC GROUP PRACTICE LABORATORY			2	100%	2
Beth Sholom Home of Eastern Virginia		1	1	50%	2
OHSU LABORATORY SERVICES		2			2

# COVID-19: testing by laboratory

Data through May 17, 2021 verified as of May 18, 2021 at 09:25 AM

Data in this report are provisional and subject to change.

The numbers in the table below represent the number of Florida and non-Florida residents for whom test results were received by the Department of Health. A person can be tested by more than one laboratory and can have both positive and negative results. **Therefore, the sum of the numbers in each column will be larger than the total number of people tested.**

Reporting lab	Inconclusive	Negative	Positive	Percent positive	Total
GILA REGIONAL MEDICAL CENTER		2			2
CARELINE PHARMACY AND HEALTHCARE SERVICES		1	1	50%	2
JFK MEDICAL CENTER LABORATORY DEPT		2			2
URGENT CARE AND SURGERY CENTER			2	100%	2
WALGREENS # 04626		1	1	50%	2
CAROLINAS HEALTHCARE SYSTEM LAB			2	100%	2
DESERT HOSPITAL/CPHU CLINICAL LABORATORY			2	100%	2
LAKEVIEW HEALTH CARE SYSTEM LLC			2	100%	2
LAS PALMAS MEDICAL CENTER			2	100%	2
JACOBO N LAMA, MD PA		2			2
Walgreens #19019		2			2
LITTLE FALLS HOSPITAL LABORATORY		2			2
PEACE RIVER CENTER CRISIS STABILIZATION UNIT		1	1	50%	2
WISCONSIN STATE LABORATORY OF HYGIENE		1	1	50%	2
SARASOTA MEMORIAL MEDICAL URGENT CARE CENTER			2	100%	2
Northpoint Lexington Healthcare		1	1	50%	2
PANCARE HEALTH - SNEADS ELEMENTARY			2	100%	2
MD NOW URGENT CARE MEDICAL CENTERS INC			2	100%	2
VETERANS AFFAIRS MEDICAL CENTER - GREATER LOS ANGELES			2	100%	2
DIGESTIVE DISEASE CARE PC		2			2
MEDEXPRESS URGENT CARE - ROSS TOWNSHIP		2			2
Parkview Care and Rehabilitation Center		2			2
CVS MA1238POCT MEDFIELD		1	1	50%	2
IN AND OUT URGENT CARE			2	100%	2
FAST AID URGENT CARE			2	100%	2
NORTH MANATEE HEALTH CARE CENTER			2	100%	2
LP Marietta II, LLC		2			2
ULTIMATE KIDNEY CARE			2	100%	2
AMERICAN MEDICAL LABORATORIES			2	100%	2
VA Central California HCS		2			2
ADVANTA ANALYTICAL LABORATORIES			2	100%	2
SYNEOS HEALTH			2	100%	2
PRIMARY CARE SERVICES AT EDGEWATER		2			2
MEDEXPRESS URGENT CARE, MOSSIDE		2			2
Port Orange Nursing And Rehab Center			2	100%	2
BAYLOR COLLEGE OF MEDICINE			2	100%	2
PRECISION CLINICAL RESEARCH			2	100%	2
ST VINCENT'S AMBULATORY CARE INC			2	100%	2
WALGREENS #10495		2			2
BAPTIST HOSPITAL INTERNAL MEDICINE GULF BREEZE			2	100%	2
Signature Healthcare of Fort Wayne		2			2
EXPRESS CARE OF LEESBURG			2	100%	2
MEMORIAL SLOAN KETTERING CANCER CENTER		1	1	50%	2
SPRING HILL REGIONAL HOSPITAL			2	100%	2
FLORIDA MEDICAL CLINIC IM LUTz			2	100%	2
HEAD 2 TOE PEDIATRICS, PLLC		1	1	50%	2
RAPID MD			2	100%	2

# COVID-19: testing by laboratory

Data through May 17, 2021 verified as of May 18, 2021 at 09:25 AM

Data in this report are provisional and subject to change.

The numbers in the table below represent the number of Florida and non-Florida residents for whom test results were received by the Department of Health. A person can be tested by more than one laboratory and can have both positive and negative results. **Therefore, the sum of the numbers in each column will be larger than the total number of people tested.**

Reporting lab	Inconclusive	Negative	Positive	Percent positive	Total
IM&P WELLNES CENTER			2	100%	2
Beecher Manor Nursing and Rehabilitation Center		2			2
KIVA AT MOUNT DORA			2	100%	2
UNIVERSITY MEDICAL CENTER OF SOUTHERN NEVADA (UMCSN)			2	100%	2
ADVANCED MEDICAL OF FLORIDA			2	100%	2
CPL INC/BSSC PATHOLOGY		2			2
PRIMARY CARE SERVICES AT WESTMINSTER V		2			2
METROHEALTH SYSTEM			2	100%	2
FLORIDA SOUTHERN COLLEGE		1	1	50%	2
LOURDES-NOREEN MCKEEN RESIDENCE□			2	100%	2
JASPER MEMORIAL HOSPITAL		1	1	50%	2
BEREA URGENT CARE			2	100%	2
SHELL POINT HOME HEALTH			2	100%	2
DESERT SPRINGS HOSPITAL			2	100%	2
UNIVERSITY OF BALTIMORE WASHINGTON MEDICAL CENTER			2	100%	2
EASTERN NIAGARA HOSPITAL		2			2
PHOEBE BERKS HEALTH CARE CENTER		2			2
ST. ELIZABETH HEALTHCARE			2	100%	2
MANISTEE COUNTY MEDICAL CARE FACILITY		2			2
MINERS COLFAX MEDICAL CENTER		2			2
MEDPOST - NORTH DALLAS			2	100%	2
BAPTIST HOSPITAL LABORATORY			2	100%	2
Grand Junction VAMC		2			2
Mary Anna Nursing Home		2			2
Essex Center for Rehabilitation and Healthcare		2			2
ILLINOIS DEPT OF PUBLIC HEALTH LABS			2	100%	2
EXPRESS PHARMACY INC		1	1	50%	2
ASCENSION ST MICHAEL'S HOSPITAL LAB		1	1	50%	2
CVS AZ5892POCT LAVEEN		2			2
Garden Care Center		2			2
Q ALL CARE MEDICAL PC		2			2
STOP URGENT CARE			2	100%	2
TRIDENT ANTI AGING LLC			2	100%	2
TLC MEDICAL			2	100%	2
BERKSHIRE MEDICAL CENTER			2	100%	2
SHORE MEDICAL CENTER		2			2
CROSTOWN PHARMACY		2			2
BAPTIST HOSPITAL PRIMARY CARE GULF BREEZE			2	100%	2
ATVIVO LLC		2			2
AHC PARIS		2			2
MANSFIELD MEDICAL LODGE			2	100%	2
Kroger 426 - The Little Clinic Suwanee		2			2
Lynwood		2			2
CARBON HEALTH			2	100%	2
MADISON HOSPITAL LABORATORY			2	100%	2
CAROLINA BAY HEALTHCARE CTR OF WILMING		2			2
Bedford Care Center of Hattiesburg		2			2

# COVID-19: testing by laboratory

Data through May 17, 2021 verified as of May 18, 2021 at 09:25 AM

Data in this report are provisional and subject to change.

The numbers in the table below represent the number of Florida and non-Florida residents for whom test results were received by the Department of Health. A person can be tested by more than one laboratory and can have both positive and negative results. **Therefore, the sum of the numbers in each column will be larger than the total number of people tested.**

Reporting lab	Inconclusive	Negative	Positive	Percent positive	Total
CARTERSVILLE URGENT CARE		1	1	50%	2
CVS OH3980POCT KENT		2			2
EUROFINS CENTRAL LABORATORY, LLC		2			2
UMHC HOLLYWOOD LABORATORY			2	100%	2
SANTA ROSA COUNTY HEALTH DEPARTMENT			2	100%	2
THE RIM URGENT CARE			2	100%	2
SYLVAN NURSING			2	100%	2
The Friendly Home		2			2
RM LAB LLC DBA EXPRESS LAB		2			2
PROFESSIONAL DIALYSIS CENTER			2	100%	2
VALUE DRUGS BRONXVILLE INC		2			2
FORT MYERS NORTH DIALYSIS		1	1	50%	2
VA CBOC			2	100%	2
SALEM VAMC		2			2
PRIMACARE MEDICAL LAKEWOOD			2	100%	2
MEDEXPRESS URGENT CARE - LODI		2			2
LONG, SARAH		1	1	50%	2
Royal C Johnson VA Memorial Hospital		2			2
LOWELL GENERAL HOSPITAL			2	100%	2
MEDEXPRESS URGENT CARE, LEBANON		2			2
Kroger 127 - The Little Clinic Lakewood-Alameda		2			2
CVS MA1877POCT NORTON		2			2
IDAHO BUREAU OF LABORATORIES		2			2
FLORIDA COMMUNITY HEALTH CENTERS, INC.			2	100%	2
LOUIS A JOHNSON VAMC		2			2
RUST MEDICAL CENTER		2			2
INSPIRE HEALTHCARE CENTER			2	100%	2
SANFORD REGIONAL HOSPITAL WORTHINGTON		2			2
CITY OF NEW YORK DEPARTMENT OF HEALTH			2	100%	2
COMPLETE HEALTH MEDICAL CENTER			2	100%	2
FRASER MEMORIAL HOSPITAL		1	1	50%	2
Kroger 400 - The Little Clinic Hartley Bridge Rd		1	1	50%	2
AHSC ADVENTHEALTH WELL 65 PLUS		2			2
RAPID MEDLAB (002MO)		2			2
ST JOHNS EPISCOPAL HOSPITAL SOUTH SHORE		1	1	50%	2
MEDEXPRESS URGENT CARE - MYLAN			2	100%	2
MEDEXPRESS URGENT CARE - RUSSELLVILLE, W MAIN ST		2			2
MEDEXPRESS URGENT CARE - CONWAY		2			2
PULMONARY MEDICINE		2			2
DALLAS BAPTIST UNIVERSITY - HEALTH SERVICES			2	100%	2
CVS TX7431POCT ROWLETT		2			2
WALKONCLINIC			2	100%	2
ADVANCED MEDICAL CARE			2	100%	2
CORTLAND PARK REHABILITATION AND NURSING CENTER		1	1	50%	2
Sanctuary Health Wadsworth		2			2
Kroger 130 - The Little Clinic Colorado Springs		2			2
MEMORIAL HOSPITAL OF SOUTH BEND			2	100%	2

# COVID-19: testing by laboratory

Data through May 17, 2021 verified as of May 18, 2021 at 09:25 AM

Data in this report are provisional and subject to change.

The numbers in the table below represent the number of Florida and non-Florida residents for whom test results were received by the Department of Health. A person can be tested by more than one laboratory and can have both positive and negative results. **Therefore, the sum of the numbers in each column will be larger than the total number of people tested.**

Reporting lab	Inconclusive	Negative	Positive	Percent positive	Total
AZALEA HEALTH AND REHABILITATION		2			2
Kroger 412 - The Little Clinic Oxford		2			2
Oakmont of Katy Nursing and Rehabilitation		2			2
Stillwater Healthcare		2			2
KEY WEST HMA PHYSICIAN MANAGEMENT, LLC			2	100%	2
FLORIDA MENTOR FAULKNER GROUP HOME			2	100%	2
REGIONS HOSPITAL LABORATORY			2	100%	2
HCA HOUSTON ER 24/7			2	100%	2
FEDERAL CORRECTIONAL INSTITUTION MARIANNA			2	100%	2
Kroger 020 - The Little Clinic Wheat Ridge		2			2
MOORE CLINICAL RESEARCH INC			2	100%	2
CVS AZ9277POCT TUCSON		2			2
MEDAILLE COLLEGE WELLNESS CENTER		2			2
POINT OF CARE PRIVATE HEALTH MANAGEMENT			2	100%	2
AHC Humboldt		2			2
CONEMAUGH MEMORIAL MEDICAL CENTER		2			2
MIDLAND MEMORIAL HOSPITAL			2	100%	2
Arbors at Gallipolis		2			2
Alden Terrace of McHenry			2	100%	2
ROUTE 16 PHARMACY LLC DBA HOLLAND PHAR		2			2
LABTOX LABORATORIES			2	100%	2
CARESPOT URGENT CARE		1	1	50%	2
CIGNA GATEWAY			2	100%	2
Avanti Wellness and Rehab			2	100%	2
MEDEXPRESS URGENT CARE - SOUTH CHARLESTON		2			2
SAWGRASS PEDIATRIC PARTNERS LLC			2	100%	2
FHPG SURGICAL ASSOCIATES OF EAST PASCO			2	100%	2
COLONIAL HEALTH CARE		1	1	50%	2
CLARKSVILLE HEALTH SYSTEM			2	100%	2
EASTSIDE SPORTS COMPLEX			2	100%	2
CVS PHARMACY INC DBA CVS/PHARMACY # 10600		2			2
MOBILE PHLEBOTOMY SERVICES			2	100%	2
ALTIUS INSTITUTE FOR BIOMEDICAL SCIENCES			2	100%	2
PHYSICIANS LABORATORY SERVICES			2	100%	2
WASHINGTONVILLE PHARMACY INC		2			2
TENNESSEE VALLEY HCS			2	100%	2
HEALTH GROUP CENTER INC			2	100%	2
SHELBYVILLE HOSPITAL COMPANY		2			2
MAGNOLIA ADULT, LLC			2	100%	2
HEARTLAND REGIONAL MEDICAL CENTER		1	1	50%	2
TRUE HEALTH INC			2	100%	2
RAINY LAKE MEDICAL CENTER			2	100%	2
IMA MEDICAL CENTER OF SOUTH WEST ORLANDO		1	1	50%	2
RM PHARMACY SERVICES INC		1	1	50%	2
BMC/JACSONVILLE		1	1	50%	2
AYASS BIOSCIENCE LLC			2	100%	2
EDGEWATER RETIREMENT MANOR			2	100%	2

# COVID-19: testing by laboratory

Data through May 17, 2021 verified as of May 18, 2021 at 09:25 AM

Data in this report are provisional and subject to change.

The numbers in the table below represent the number of Florida and non-Florida residents for whom test results were received by the Department of Health. A person can be tested by more than one laboratory and can have both positive and negative results. **Therefore, the sum of the numbers in each column will be larger than the total number of people tested.**

Reporting lab	Inconclusive	Negative	Positive	Percent positive	Total
ACCESS MEDICAL GROUP OF TAMPA II, INC		2			2
DELRAY BEACH HEALTH CENTER			2	100%	2
MEDPOST OF MEMPHIS TN			2	100%	2
MINUTE CLINIC DIAGNOSTIC MED GRP OF CA		1			1
INFANTS & CHILDREN PA			1	100%	1
Ranger Care Center			1	100%	1
IVY CREEK FAMILY CARE OF TROY			1	100%	1
MANHATTAN EYE EAR AND THROAT HOSPITAL		1			1
777 URGENT CARE			1	100%	1
REVIVE			1	100%	1
Encompass Health Littleton		1			1
Walgreens #3049		1			1
BEACH CARE PLLC			1	100%	1
SARHA DOCTORS CENTER			1	100%	1
CARENOW URGENT CARE-MURFREESBORO			1	100%	1
CERTUS OC OPCO, LLC			1	100%	1
T.J. HEALTH PAVILION			1	100%	1
CHI MEMORIAL HOSPITAL CHATTANOOGA			1	100%	1
PEDIATRICS AND FAMILY CARE, LLC			1	100%	1
WELLSTAR STUDENT SERVICES-MARIETTA CLI		1			1
WEST VIRGINIA UNIVERSITY HOSPITALS			1	100%	1
CARSON NURSING AND REHABILITATION CENTER		1			1
RCP OF MEMORIAL WEST			1	100%	1
TMH URGENT CARE CENTER			1	100%	1
RESOURCE PATH LLC			1	100%	1
ST CHARLES REDMOND LABORATORY		1			1
MEMORIAL HERMANN KATY HOSPITAL			1	100%	1
HUNTERS CREEK MEDICAL ASSOCIATES PA		1			1
SAINT LEO UNIVERSITY INCORPORATED			1	100%	1
ISSAM ALBANNA MD PA			1	100%	1
CRUSADER COMMUNITY HEALTH			1	100%	1
SMA BEHAVIORAL HEALTH SERVICES INC		1			1
EMPATH HOME HEALTH LLC			1	100%	1
DOYLESTOWN HOSPITAL			1	100%	1
TENNOVA HEALTHCARE - CLEVELAND			1	100%	1
MONROE HOSPITAL			1	100%	1
JACKSON GENERAL HOSPITAL			1	100%	1
TRAVERSE CITY OPCO, LLC		1			1
GAMMA HEALTHCARE, INC		1			1
NABI		1			1
DYNACARE NORTHWEST INC			1	100%	1
MEMORIAL MEDICAL CENTER			1	100%	1
ALBUQUERQUE INDIAN HEALTH CENTER		1			1
GENEVA FAMILY HEALTH			1	100%	1
WYOMING OPCO, LLC DBA MEDILODGE OF WYO		1			1
LEGACY AT HIGHWOODS PRESERVE		1			1
CVS KS8601POCT OVERLAND PARK			1	100%	1



# COVID-19: testing by laboratory

Data through May 17, 2021 verified as of May 18, 2021 at 09:25 AM

Data in this report are provisional and subject to change.

The numbers in the table below represent the number of Florida and non-Florida residents for whom test results were received by the Department of Health. A person can be tested by more than one laboratory and can have both positive and negative results. **Therefore, the sum of the numbers in each column will be larger than the total number of people tested.**

Reporting lab	Inconclusive	Negative	Positive	Percent positive	Total
HEALTH FIRST MEDICAL GROUP LLC			1	100%	1
MEMORIAL HERMANN SOUTHWEST HOSPITAL			1	100%	1
HIDALGO FAMILY CLINIC			1	100%	1
Royal Palm Beach Health and Rehab Center			1	100%	1
ARLINGTON ADULT RESIDENTIAL FACILITY, INC			1	100%	1
HEALTH CARPENTER PLLC		1			1
ANY LAB TEST NOW JACKSONVILLE		1			1
GADSDEN FAMILY PRACTICE		1			1
MED-LAKE LABORATORY			1	100%	1
QC LABORATORY			1	100%	1
HEALTH CONSERVATION, INC		1			1
WALGREENS #12322		1			1
Kroger 500 - The Little Clinic Speedway		1			1
Greene Meadows Nursing and Rehabilitation Center		1			1
WINNIFRED ASSISTED LIVING FACILITY INC		1			1
Nemours Children's Clinic-Orla			1	100%	1
CVS OH6153POCT COLUMBUS		1			1
SIGNATURE CARE MIDLAND			1	100%	1
MOUNT SINAI CORAL GABLES			1	100%	1
WRNMMC BETHESDA			1	100%	1
NORWALK HOSPITAL			1	100%	1
DR PHILLIPS CENTER FOR WELLNESS		1			1
MD NOW MEDICAL CENTERS, INC			1	100%	1
BAPTIST HEALTH PRIMARY CARE AT CUTLER BAY			1	100%	1
WELLSTREET BUCKHEAD NORTH		1			1
CARESPOT - OVIEDO			1	100%	1
MID-FLORIDA PATHOLOGY LLC		1			1
LIFE SAVERS EMERGENCY ROOM II, LLC		1			1
CHEROKEE PARK REHABILITATION		1			1
URGENT CARE CENTER OF PORT ORANGE LLC			1	100%	1
DAVITA DIALYSIS-NORTH			1	100%	1
Court House Center		1			1
TENNOVA ER - SANGO			1	100%	1
WALGREENS #09456		1			1
NURSECARE OF ATLANTA INC DBA		1			1
DELTA INTERNAL MEDICINE CENTER			1	100%	1
JOHN MANCHIN SR HEALTH CARE CENTER		1			1
NEMOURS CHILDREN'S PRIMARY CARE			1	100%	1
OCALA REGIONAL DIALYSIS- NORTH			1	100%	1
THE TOLEDO HOSPITAL			1	100%	1
Melbourne Terrace Rehabilitation Center			1	100%	1
TAMPA FAMILY HEALTH CENTERS			1	100%	1
QUALITY CLINICAL LAB LLC			1	100%	1
WEST BOYNTON DIALYSIS			1	100%	1
CAREWELL URGENT CARE FITCHBURG			1	100%	1
SMITH KLINE			1	100%	1
ADVENTHEALTH WOUND CARE CENTER			1	100%	1

# COVID-19: testing by laboratory

Data through May 17, 2021 verified as of May 18, 2021 at 09:25 AM

Data in this report are provisional and subject to change.

The numbers in the table below represent the number of Florida and non-Florida residents for whom test results were received by the Department of Health. A person can be tested by more than one laboratory and can have both positive and negative results. **Therefore, the sum of the numbers in each column will be larger than the total number of people tested.**

Reporting lab	Inconclusive	Negative	Positive	Percent positive	Total
TREASURE COAST COMMUNITY HEALTH INC			1	100%	1
VASNHS-Northeast PC Clinic		1			1
CLEVELAND HEARTLAB			1	100%	1
MEDONE URGENT CARE			1	100%	1
ADAPTIVE BIOTECHNOLOGIES			1	100%	1
BAPTIST MEDICAL PLAZA AT WESTCHESTER			1	100%	1
HARMONY HEALTHCARE ORLANDO INC		1			1
NEMOURS CHILDREN HOSPITAL			1	100%	1
ABBOTT LABORATORIES - OCCUPATIONAL HEALTH SERVICES			1	100%	1
COASTAL PEDIATRICS LLC			1	100%	1
SUNDIAL MANUFACTURING		1			1
MEMORIAL HEALTH UNIVERSITY MEDICAL		1			1
SPECTRUM LABORATORY			1	100%	1
Casa Real Center		1			1
WESTOX LABS		1			1
Valley View Health and Rehabilitation, LLC		1			1
Allen Health and Rehabilitation		1			1
USCG BASE MIAMI BEACH MEDICAL LAB		1			1
PARK AVENUE PEDIATRICS PC		1			1
MORGAN MEDICAL CENTER		1			1
Chateau Living Center			1	100%	1
ABRAZO WEST CAMPUS			1	100%	1
Chestnut Ridge Nursing & Rehab		1			1
FLORIDA HOSPITAL LAB			1	100%	1
PREMIUM HOME HEALTH CARE INC			1	100%	1
WELLINGTON PHYSICIANS URGENT CARE AT PALOMINO			1	100%	1
Rehab Select of Talladega		1			1
Southwest Louisiana Veterans Home			1	100%	1
CAMAI COMMUNITY HEALTH CENTER, INC			1	100%	1
Community Care Center of Heritage House, LLC			1	100%	1
Greencroft Goshen		1			1
MEDICAL CITY DENTON			1	100%	1
QUALITY LAB			1	100%	1
BMRHC HARRISON		1			1
LYSTER MAIN LAB, FT RUCKER		1			1
ENT AND ALLERGY ASSOCIATES, LLP		1			1
EMERY MEDICAL CENTER			1	100%	1
MEDICAL COLLEGE OF GEORGIA MEDICAL CENTER			1	100%	1
ADVANCED MEDICAL LABORATORIES (AML)			1	100%	1
BELLMORE PEDIATRICS		1			1
BL DIAGNOSTICS LLC			1	100%	1
POUDRE VALLEY HOSPITAL			1	100%	1
MEDEXPRESS URGENT CARE-HAVERHILL		1			1
SUNSHINE PEDIATRICS OF LUTz			1	100%	1
TRAFALGAR DIALYSIS			1	100%	1
BETHESDA DIALYSIS			1	100%	1
LUMBERTON HOSPITAL			1	100%	1

# COVID-19: testing by laboratory

Data through May 17, 2021 verified as of May 18, 2021 at 09:25 AM

Data in this report are provisional and subject to change.

The numbers in the table below represent the number of Florida and non-Florida residents for whom test results were received by the Department of Health. A person can be tested by more than one laboratory and can have both positive and negative results. **Therefore, the sum of the numbers in each column will be larger than the total number of people tested.**

Reporting lab	Inconclusive	Negative	Positive	Percent positive	Total
NORTH FLORIDA FAMILY MEDICINE			1	100%	1
HIGHLAND LABORATORY			1	100%	1
Kroger - KRO03400316			1	100%	1
Encompass Health Rehab Hosp Tinton Falls		1			1
CARE CONNECTIONS AT HOME LLC			1	100%	1
ELLCOTT CENTER FOR REHABILITATION AND		1			1
Northwest Metro VA OPC		1			1
LANTANA HC LAB			1	100%	1
MOUNT SINAI MEDICAL CENTER AVENTURA ER			1	100%	1
Mayfair Village Nursing Care Center		1			1
SHRIVERS PHARMACY AND WELLNESS CENTER			1	100%	1
SUTTER HEALTH SACRAMENTO SIERRA REGION			1	100%	1
SUN CITY DIAGNOSTIC CENTER			1	100%	1
WELLINGTON WEST 100176			1	100%	1
SANFORD I-94 CLINIC		1			1
THE BRENNITY AT TRADITION			1	100%	1
APACHE HEALTH CENTER			1	100%	1
Lodge Nursing & Rehab Center		1			1
OCALA RKC EAST HEMO #1			1	100%	1
STANDIFER PLACE		1			1
Waycross VA CBOC		1			1
GRANITE FALLS LTC, LLC		1			1
CHATSWORTH ASSISTED LIVING COMMUNITY AT PGA NATIONAL			1	100%	1
WILMINGTON NURSING AND REHAB			1	100%	1
LabCorp L#09258295 M#09258285			1	100%	1
TFH HOME HEALTH INC			1	100%	1
MISSISSIPPI VALLEY REGIONAL BLOOD CENTER			1	100%	1
CONTINENTAL HOME HEALTH CARE INC			1	100%	1
GATEWAY COMMUNITY SERVICES INC			1	100%	1
LIBERTY URGENT CARE			1	100%	1
Ashland Place Health and Rehabilitation, LLC		1			1
CURELOGICS WOUND CARE & HYPERBARIC CENTER		1			1
MONONGAHELA VALLEY HOSPITAL			1	100%	1
FOUR FREEDOMS DIALYSIS			1	100%	1
CITYDOC URGENT CARE			1	100%	1
SANTA BARABARA ALF LLC (THE WINDSOR)			1	100%	1
ALLEGANY COUNTY DEPARTMENT OF HEALTH		1			1
PACIFICA CARE PLLC			1	100%	1
Hillside Manor Rehabilitation and Extended Care Center		1			1
HSRE-ASL CASSELBERRY TRS, LLC			1	100%	1
MEDEXPRESS URGENT CARE - CABOT			1	100%	1
BRADEN CLINIC		1			1
HERITAGE SHADYSIDE		1			1
THE HEART HOSPITAL BAYLOR PLANO			1	100%	1
Florence Nursing and Rehabilitation Center		1			1
ST JOSEPHS CHILDRENS HOSPITAL PEDI TRANSPORT			1	100%	1
Washington County Nursing H0me			1	100%	1

# COVID-19: testing by laboratory

Data through May 17, 2021 verified as of May 18, 2021 at 09:25 AM

Data in this report are provisional and subject to change.

The numbers in the table below represent the number of Florida and non-Florida residents for whom test results were received by the Department of Health. A person can be tested by more than one laboratory and can have both positive and negative results. **Therefore, the sum of the numbers in each column will be larger than the total number of people tested.**

Reporting lab	Inconclusive	Negative	Positive	Percent positive	Total
BOULDER COMMUNITY HOSPITAL			1	100%	1
BRIGHT HEALTH CLINIC CORP			1	100%	1
GWINNETT MEDICAL CENTER			1	100%	1
VA OPTOMETRY CLINIC			1	100%	1
ERIE COUNTY EMERGENCY SERVICES DIV OF		1			1
UTAH VALLEY HOSPITAL LABORATORY			1	100%	1
CACERES SPECIALIZED GYNECOLOGY		1			1
JMJ FAMILY PRACTICE			1	100%	1
GARNET HEALTH URGENT CARE		1			1
SUN LABORATORY SERVICES,INC			1	100%	1
SAPLING GROVE URGENT CARE		1			1
Sage Bluff Health & Rehabilitation Center		1			1
NEMOUR'S CHILDREN'S CLINIC			1	100%	1
C V S / PHARMACY #833		1			1
ORMOND MEDICAL ARTS FAMILY PRACTICE PL			1	100%	1
FLORIDA FAMILY LABORATORY		1			1
ST MARY MEDICAL CENTER			1	100%	1
ADVANCE HEALTH AND WELLNESS SOLUTIONS			1	100%	1
Manor Care Health Services			1	100%	1
Fairhope		1			1
HIBISCUS COURT			1	100%	1
CANDLER HOSPITAL			1	100%	1
Manor Care Health Care Services - Williamsport North		1			1
Redstone Highlands			1	100%	1
SKIN AND CANCER ASSOCIATES LLP		1			1
ADVENTHEALTH MEDICAL GROUP OBSTETRICS AND			1	100%	1
HARDIN HEALTH INC		1			1
WALGREENS #5130			1	100%	1
ENCOMPASS HEALTH REHABILITATION HOSPITAL OF UTAH		1			1
HIGH DESERT COURT GROUP HOME			1	100%	1
park avenue extended care		1			1
Dupage Care Center			1	100%	1
MEDSTOP PHARMACY			1	100%	1
DOCTORS HOSPITAL OF LAREDO			1	100%	1
HORIZON MEDICAL CENTER			1	100%	1
ADVANCED BIOMEDICAL INC			1	100%	1
MONMOUTH MEDICALC ENTER		1			1
Kroger 397 - The Little Clinic Frankfort East		1			1
SANITAS RESEARCH LLC			1	100%	1
BRIDGEPORT EXPRESS CARE			1	100%	1
MEDCOR, INC			1	100%	1
Signature Healthcare of Georgetown		1			1
Hawthorne House		1			1
St. Mary's Care Center		1			1
RED BUG LAKE ROAD OVIEDO COVID			1	100%	1
JOHNSON & JOHNSON VISION CARE-VISTAKON			1	100%	1
ORLANDO PHYSICIAN NETWORK		1			1

# COVID-19: testing by laboratory

Data through May 17, 2021 verified as of May 18, 2021 at 09:25 AM

Data in this report are provisional and subject to change.

The numbers in the table below represent the number of Florida and non-Florida residents for whom test results were received by the Department of Health. A person can be tested by more than one laboratory and can have both positive and negative results. **Therefore, the sum of the numbers in each column will be larger than the total number of people tested.**

Reporting lab	Inconclusive	Negative	Positive	Percent positive	Total
FLORIDA HEALTH CARE MEDICAL GROUP		1			1
SUMMIT HEALTHCARE REGIONAL MEDICAL		1			1
CLEVELAND CLINIC OHIO LABORATORIES			1	100%	1
OXY-GENLAB			1	100%	1
WELL KEY URGENT CARE MARYVILLE		1			1
Premier Estates of Dublin, LLC		1			1
ST LUKES SURGICAL AT THE VILLAGES INC			1	100%	1
PATIENT FIRST - TAYLOR ROAD			1	100%	1
Kroger 444 - The Little Clinic Dent		1			1
BAYSHORE DIALYSIS			1	100%	1
Elm Crest Senior Living Community		1			1
ALWAYS BEST CARE HOME HEALTH AGENCY			1	100%	1
PULMONARY, CRITICAL CARE AND SLEEP DISORDERS INSTITUTE OF SOUTH FLORID			1	100%	1
Bethel Lutheran Nursing & Rehabilitation Center		1			1
HOLLAND COMMUNITY HOSPITAL		1			1
Memorial Health Care Center			1	100%	1
PANCARE HEALTH - BRUCE			1	100%	1
NEXTCARE NOGALES			1	100%	1
REFERENCE LABORATORY			1	100%	1
FAYETTE MEDICAL CENTER LAB		1			1
LIMA MEMORIAL HOSPITAL			1	100%	1
CONCENTRA - OCALA		1			1
Community Compassion Center of Batesville			1	100%	1
Falmouth By The Sea			1	100%	1
Avon Health Center		1			1
ENCOMPASS HEALTH REHABILITATION HOSPITAL OF		1			1
Hempfield Manor		1			1
ATRIA TAMARAC			1	100%	1
AAA MEDICAL TESTING			1	100%	1
Erie VAMC		1			1
CHILDREN'S NATIONAL MEDICAL CENTER			1	100%	1
MEDEXPRESS URGENT CARE-MEADVILLE			1	100%	1
HALE KUPUNA HERITAGE HOME		1			1
KIDS CARE PEDIATRICS			1	100%	1
LEELANAU OPCO, LLC		1			1
BALLAD HEALTH MEDICAL ASSOCIATES URGENT CARE - JOHNSON CITY			1	100%	1
WESTON COUNTY HEALTH SERVICES			1	100%	1
MID FLORIDA BIOLOGICALS			1	100%	1
FIRST MED URGENT CARE - NW 39TH			1	100%	1
NORTHWEST COMMUNITY HOSPITAL LABORATORY			1	100%	1
Isle Health and Rehabilitation Center			1	100%	1
ALPHA CLINICAL LABORATORY CORP.			1	100%	1
MONROE COUNTY PUBLIC HEALTH DEPARTMENT			1	100%	1
CAROLINAS PHYSICIAN NETWORK			1	100%	1
White Oak Manor - Rock Hill		1			1
ST MARY'S OF SAGINAW		1			1
PEDIATRIC ASSOCIATES - DORAL			1	100%	1

# COVID-19: testing by laboratory

Data through May 17, 2021 verified as of May 18, 2021 at 09:25 AM

Data in this report are provisional and subject to change.

The numbers in the table below represent the number of Florida and non-Florida residents for whom test results were received by the Department of Health. A person can be tested by more than one laboratory and can have both positive and negative results. **Therefore, the sum of the numbers in each column will be larger than the total number of people tested.**

Reporting lab	Inconclusive	Negative	Positive	Percent positive	Total
JUPITER MEDICAL CENTER INC			1	100%	1
Brown Nursing Home		1			1
TARRANT MEDICAL ASSOCIATES			1	100%	1
ST JOHN HOSPITAL & MEDICAL CENTER MICRO			1	100%	1
MEDCOR AT ROYAL CARIBBEAN			1	100%	1
SANFORD LABORATORIES WATERTOWN			1	100%	1
ALTAMONTE MEDICAL ASSOCIATES PA			1	100%	1
BROOKSHIRE, THE			1	100%	1
SYNERGY DIALYSIS INC			1	100%	1
441 URGENT CARE CENTER - BROWNWOOD			1	100%	1
STEWARD FLORIDA ALF, INC			1	100%	1
CUSTOM SCRIPTS PHARMACY		1			1
RIVERSIDE MEDICAL CENTER		1			1
Heartland of Perrysburg		1			1
FLAGLER PROFESSIONAL HEALTH CARE SERVICES INC		1			1
BRANDON REGIONAL HOSPITAL-CLINICAL LAB			1	100%	1
Walgreens #3661		1			1
STERLING HOUSE OF PORT ORANGE		1			1
CONCORDIA MANOR			1	100%	1
NAVICENT HEALTH OCONEE, LLC		1			1
COMMUNITY			1	100%	1
PHOEBE HOME INC		1			1
CARENOW MURFREESBORO MEDICAL CENTER PK		1			1
WELLSTREET CLAIRMONT		1			1
CONVENIENT MD			1	100%	1
Pinnacle Health and Rehab at South Portland		1			1
WINDMOOR HEALTHCARE			1	100%	1
Heritage Inn Health and Rehabilitation		1			1
CATERPILLAR INC - MIAMI DISTRIBUTION CENTER			1	100%	1
Kroger 698 - The Little Clinic 14th Street/Bell		1			1
BULLOCK COUNTY HOSPITAL		1			1
THE CHILDREN'S HOSPITAL OF PHILADELPHIA		1			1
WALGREENS #15369		1			1
SOUTHWEST REGIONAL PCR LABORATORY			1	100%	1
LACKAWANNA HEALTH AND REHAB CENTER		1			1
SUNRISE/QUAY COUNTY HEALTH CLINIC		1			1
PATIENT FIRST - GARRISONVILLE			1	100%	1
CENTRAL FLORIDA HEALTH CARE, INC			1	100%	1
GEAUGA REGIONAL HOSPITAL		1			1
WASHINGTON SOLDIERS HOME AND COLONY		1			1
WILSON FAMILY MEDICINE LLC		1			1
FRESENIUS SOUTH FORT MYERS		1			1
DR AZIZ CLINIC			1	100%	1
BAPTIST HOSPITAL FAMILY MEDICINE TIGER POINT			1	100%	1
TRUMAN MEDICAL CENTER - HOSPITAL HILL			1	100%	1
RIVER CHASE HEALTH AND REHABILITATION CENTER			1	100%	1
SIGNATURE CARE MEMORIAL CITY			1	100%	1

# COVID-19: testing by laboratory

Data through May 17, 2021 verified as of May 18, 2021 at 09:25 AM

Data in this report are provisional and subject to change.

The numbers in the table below represent the number of Florida and non-Florida residents for whom test results were received by the Department of Health. A person can be tested by more than one laboratory and can have both positive and negative results. **Therefore, the sum of the numbers in each column will be larger than the total number of people tested.**

Reporting lab	Inconclusive	Negative	Positive	Percent positive	Total
PINELLAS POINT NURSING AND REHAB CENTER			1	100%	1
LAKE LURE HEALTH CENTER			1	100%	1
EXPRESS LAB LIVINGSTON			1	100%	1
GENESIS HOME HEALTH CARE SERVICES OF			1	100%	1
Accordius Health at Harrisonburg		1			1
FAMILY MEDICAL CARE OF MOUNT DORA INC			1	100%	1
CHATEAU MADELEINE - SENIOR LIVING & MEMORY CARE			1	100%	1
UNIVERSITY OF MD PATH ASSOC- MD GENOMICS			1	100%	1
Carrollton Manor Inc		1			1
MERCY - NORTH IOWA			1	100%	1
CASA DE ORO CARE AND REHABILITATION CE		1			1
ST JOSEPH MEDICAL CENTER			1	100%	1
PEACHEALTH LABORATORIES		1			1
The Evangelical Lutheran Good Samaritan Society Prescott Village		1			1
BSA PHYSICIANS GROUP, INC D/B/A BSA FAMILY MEDICAL			1	100%	1
BEVERLY ADVANCED PRACTICE NURSING		1			1
FIT4LIFE MEDICAL CENTER			1	100%	1
Altenheim Senior Living		1			1
Kingston Care Center of Fort Wayne		1			1
ASHLEY PEDIATRICS DAY & NIGHT CLINIC			1	100%	1
SMYTH COUNTY COMMUNITY HOSPITAL LABORATORY			1	100%	1
OCEANVIEW NURSING AND REHABILITATION CENTER			1	100%	1
SHERIDAN VAMC		1			1
SEVEN HILLS HEALTHCARE GROUP LLC DBA		1			1
Kroger 970 - The Little Clinic Westfield			1	100%	1
ALTAMONTE SPRINGS WALK IN MED CENTER			1	100%	1
FLOYD MEDICAL CENTER/CLINICAL LAB		1			1
MEMORIAL SATILLA HEALTH			1	100%	1
JOHN PETER SMITH HOSPITAL- OB TRIAGE			1	100%	1
ELMCROFT OF TIMBERLIN PARC			1	100%	1
FAIRHAVEN		1			1
WELLSNOW URGENT CARE-OSWEGO			1	100%	1
ULTIMATE ANALYSIS LABORATORY			1	100%	1
CVS OH5458POCT GROVE CITY		1			1
FAWCETT MEMORIAL HOSPITAL NURSING			1	100%	1
BOCA CIEGA CENTER			1	100%	1
GARDEN VIEW CARE CENTER		1			1
CARRINGTON, LLC D/B/A THE CARRINGTON		1			1
REDSTONE REHABILITATION & NURSING CENT		1			1
EXCEPTIONAL EMERGENCY CENTER			1	100%	1
PHYSICIANS PRIMARY CARE LEHIGH PEDS			1	100%	1
Kroger 569 - The Little Clinic Gallatin		1			1
WESTMINSTER COLLEGE		1			1
ORMOND PEDIATRICS PA			1	100%	1
URGENT CARE OF FORT LAUDERDALE INC			1	100%	1
UNIVERSITY OF FLORIDA			1	100%	1
CVS AZ3264POCT PHOENIX			1	100%	1

# COVID-19: testing by laboratory

Data through May 17, 2021 verified as of May 18, 2021 at 09:25 AM

Data in this report are provisional and subject to change.

The numbers in the table below represent the number of Florida and non-Florida residents for whom test results were received by the Department of Health. A person can be tested by more than one laboratory and can have both positive and negative results. **Therefore, the sum of the numbers in each column will be larger than the total number of people tested.**

Reporting lab	Inconclusive	Negative	Positive	Percent positive	Total
SOUTHEAST MISSOURI HOSPITAL		1			1
ELAN MANATEE			1	100%	1
Kroger 618 - The Little Clinic Trail Creek Village		1			1
Ash Flat Healthcare and Rehabilitation Center			1	100%	1
TOMAH HEALTH			1	100%	1
SAINT BARNABAS MEDICAL CENTER		1			1
Sanctuary Pointe Nursing & Rehab		1			1
ARGENTINE CARE CENTER		1			1
FAIRLAWN OPCO LLC DBA ARBORS AT FAIRLAWN		1			1
SPINE & PAIN CONSULTANT PLLC		1			1
APOLLO ADVANCED HOME HEALTH CORP			1	100%	1
HEALTHCARE ASSOCIATES OF IRVING, LLP			1	100%	1
VIVEX/UMTB BIOMEDICAL			1	100%	1
THE LITTLE CLINIC LLC			1	100%	1
SANFORD HOME		1			1
PEDRO L ORTEGA MD PA			1	100%	1
SUNCOAST BEHAVIORAL HEALTH CENTER			1	100%	1
Le Roy Village Green		1			1
BAYOU URGENT CARE			1	100%	1
UW MEDICINE MS CENTER			1	100%	1
DEL PRADO MEDICAL CENTER, INC		1			1
PALM BEACH DIABETES AND ENDOCRINE SPECIALISTS, PA			1	100%	1
PALM BREEZE DIALYSIS			1	100%	1
SOMA MEDICAL CENTER PA #2 OAKLAND			1	100%	1
PENSACOLA PRIMARY CARE INC		1			1
HOSPITAL SISTERS HEALTH SYSTEM (HSHS)			1	100%	1
WYOMING COUNTY DEPARTMENT OF HEALTH		1			1
EMERSON HOSPITAL LABORATORY			1	100%	1
WINDROSE HEALTH NETWORK			1	100%	1
CVS KS8573POCT OVERLAND PARK		1			1
HUDSON REGIONAL HOSPITAL			1	100%	1
BAYFRONT HEAL WOUND CARE AND HYPERBARIC CENTER			1	100%	1
Heritage Health of Peru			1	100%	1
QUEST INC			1	100%	1
OPTUM MEDICAL CLINIC IN ROCKRIMMON			1	100%	1
Village Crest Center for Health & Rehabilitation		1			1
LiveWell		1			1
Kroger 682 - The Little Clinic New Holland Market			1	100%	1
SSC NASHVILLE OPERATING CO LLC D/B/A		1			1
PARKVIEW REGIONAL MEDICAL CENTER			1	100%	1
CHILDREN'S MEMORIAL HOSPITAL			1	100%	1
GEORGE WASHINGTON UNIVERSITY HOSPITAL			1	100%	1
AUSTIN URGENT CARE			1	100%	1
Medilodge of East Lansing		1			1
WHEATON FRANCISCAN LABORATORY			1	100%	1
HEALTHFORCE PARTNERS INC			1	100%	1
Kroger 390 - The Little Clinic North College Hill		1			1



# COVID-19: testing by laboratory

Data through May 17, 2021 verified as of May 18, 2021 at 09:25 AM

Data in this report are provisional and subject to change.

The numbers in the table below represent the number of Florida and non-Florida residents for whom test results were received by the Department of Health. A person can be tested by more than one laboratory and can have both positive and negative results. **Therefore, the sum of the numbers in each column will be larger than the total number of people tested.**

Reporting lab	Inconclusive	Negative	Positive	Percent positive	Total
ASSURANCE HEALTHCARE AND COUNSELING CENTER		1			1
EVEZIA DIAGNOSTICS			1	100%	1
VELOCITY CARE URGENT CARE BY CARILION CLINIC			1	100%	1
Heartland Health Care Center Jacksonville			1	100%	1
CHC			1	100%	1
INHEALTH LIFE SCIENCES LLC			1	100%	1
MANORCARE HEALTH SERVICES BOCA RATON			1	100%	1
DU QUOIN NURSING & REHABILITATION CENTER LLC		1			1
WALMART PHARMACY 10-4554		1			1
VISTA LAKE ASSISTED LIVING			1	100%	1
MBMG OF WINTER HAVEN			1	100%	1
EUROFINS APPLIED GENOMICS - LOUISVILLE		1			1
MEDSTAR FAMILY CARE		1			1
ORCHID TERRACE		1			1
CAPITAL HEALTH PLAN - GOVERNORS SQUARE			1	100%	1
Brownwood Nusing & Rehabilitation		1			1
TEXAS HEALTH ARLINGTON MEMORIAL HOSPITAL			1	100%	1
FALKVILLE HEALTHCARE		1			1
PEDRO MENENDEZ HEALTH CENTER AT ST JOHNS			1	100%	1
OMAHA VA MEDICAL CENTER			1	100%	1
HEALTH SERVICES-COLUMBIA COLLEGE		1			1
SUMMIT DETOX INC			1	100%	1
ADVENTHEALTH PHYSICIAN GROUP - APPLEWOOD			1	100%	1
WINTHROP MANOR NURSING CENTER		1			1
MADISON REHABILITATION HOSPITAL		1			1
CITRONELLE HEALTH AND REHABILITATION CENTER		1			1
PUBLIX PHARMACY #1114			1	100%	1
Higland Pointe Health and Rehabilitation center		1			1
SEATTLE-KING COUNTY			1	100%	1
ROSEN MEDICAL CENTER AT ROSEN COLLEGE CAMPUS			1	100%	1
MEMORIAL HOSPITAL LOS BANOS			1	100%	1
ACUTE AND COMMUNICABLE DISEASE PREVENTION			1	100%	1
TEXAS HEALTH ARLINGTON MEMORIAL		1			1
PERRY COUNTY NURSING HOME		1			1
OMC PRIMARY CARE - HOSPITAL CAMPUS			1	100%	1
Advanced Rehabilitation of Vernon		1			1
METROPOLITAN			1	100%	1
Charlie Norwood VAMC		1			1
VA Boston HCS-Brockton Division		1			1
CareATC - Columbia College #58		1			1
Indian Oaks Living Center		1			1
Kroger 838 - The Little Clinic Fairborn		1			1
PLEASANT RIDGE MANOR WEST		1			1
ER NEAR ME HULEN		1			1
THE INTERNAL MEDICAL GROUP		1			1
Arch Plaza Nursing and Rehabilitation Center			1	100%	1
DEACONESS URGENT CARE CENTER			1	100%	1

# COVID-19: testing by laboratory

Data through May 17, 2021 verified as of May 18, 2021 at 09:25 AM

Data in this report are provisional and subject to change.

The numbers in the table below represent the number of Florida and non-Florida residents for whom test results were received by the Department of Health. A person can be tested by more than one laboratory and can have both positive and negative results. **Therefore, the sum of the numbers in each column will be larger than the total number of people tested.**

Reporting lab	Inconclusive	Negative	Positive	Percent positive	Total
SCRIPPS MERCY HOSPITAL			1	100%	1
INTEGRIS SEMINOLE EMERGENCY DEPT			1	100%	1
BAPTIST HEALTH EXPRESS CARE			1	100%	1
FLORIDA ORTHOPAEDIC INSTITUTE SURGERY		1			1
BHS PHYSICIAN NETWORK			1	100%	1
SYNERGENE LABORATORY			1	100%	1
ODESSA MEMORIAL HOSPITAL			1	100%	1
LRHS Pablo Urgent Care		1			1
CDR MAGUIRE - STUART MISSION			1	100%	1
NEW ERA COMMUNITY HEALTH CENTER LLC		1			1
COUNTRYSIDE PEDIATRIC CARE PA			1	100%	1
Crisp Regional Nursing and Rehab Center		1			1
HARRIS COUNTY PUBLIC HEALTH SERVICES			1	100%	1
ASCENSION ST VINCENT'S - WESTSIDE			1	100%	1
NORTH PALM BEACH DIALYSIS CENTER			1	100%	1
ROMULO CAMOGLIANO MD/INTERNAL MEDICINE			1	100%	1
URGENT DOC -NACOGODOCHES CLINIC			1	100%	1
JAX FAMILY CARE		1			1
KIDSVILLE PEDIATRICS III PA			1	100%	1
ANDERSON FAMILY MEDICINE			1	100%	1
Marysville Care Center		1			1
LIFE CARE CENTER OF HILTON HEAD		1			1
325		1			1
RECOVERY BAY, LLC			1	100%	1
SURGERY CENTER, THE			1	100%	1
HARDVARD VANGUARD MEDICAL ASSOCIATES - NEEDHAM			1	100%	1
BEAUMONT HOSPITAL			1	100%	1
FLORIDA HOME HEALTH			1	100%	1
JACKSON MADISON CO. GEN. HOSPITAL			1	100%	1
HUNEYCUTT FAMILY PRACTICE			1	100%	1
CHILDRENS DOCTOR OF TAMPA BAY, THE			1	100%	1
Robinson Terrace Rehabilitation and Nursing Center		1			1
FORT MYERS DIALYSIS		1			1
VA North May Outpatient Clinic		1			1
BRIDGES AT LIFE CARE CENTER OF OCALA, THE			1	100%	1
DERMDX, DIV OF AURORA DIAGNOSTICS/BERNHARDT LAB		1			1
Chesapeake Shores - Signature HealthCare LLC		1			1
Monument Health Strugis Care Center		1			1
UNITED MEMORIAL		1			1
FLORIDA ADVANCED MEDICAL AND DERM AESTHETICS LLC			1	100%	1
SAINT JOSEPHS HOSPITAL OF ATLANTA			1	100%	1
KIOSK MEDICINE OF KENTUCKY LLC		1			1
STAT EMERGENCY CENTER			1	100%	1
CROWN COLONY PEDIATRICS		1			1
OUCH URGENT CARE			1	100%	1
San Antonio Residence and Rehabilitation Center		1			1
BETTER U BETTER LIFE WELLNESS LLC			1	100%	1

# COVID-19: testing by laboratory

Data through May 17, 2021 verified as of May 18, 2021 at 09:25 AM

Data in this report are provisional and subject to change.

The numbers in the table below represent the number of Florida and non-Florida residents for whom test results were received by the Department of Health. A person can be tested by more than one laboratory and can have both positive and negative results. **Therefore, the sum of the numbers in each column will be larger than the total number of people tested.**

Reporting lab	Inconclusive	Negative	Positive	Percent positive	Total
FAU MEMORY & WELLNESS CENTER			1	100%	1
PHYSICIANS URGENT CARE PLLC		1			1
CARILION CLINIC LAB TESTING SITE-POSTAL		1			1
BIODORON LABORATORIES			1	100%	1
MISSION REGIONAL MEDICAL CENTER			1	100%	1
MISSION HOSPITAL - MEMORIAL CAMPUS			1	100%	1
NORTH SHORE HEMATOLOGY-ONCOLOGY ASSOCI		1			1
BOCA GENERAL AND FAMILY MEDICINE		1			1
Kroger 670 - The Little Clinic Powell		1			1
ROAN MOUNTAIN MEDICAL CENTER			1	100%	1
COASTAL ER IX, PHYSICIANS PREMIER			1	100%	1
THE LITTLE CLINIC, LLC			1	100%	1
SHARON REGIONAL MEDICAL CENTER			1	100%	1
Spring Gate Rehab and Healthcare Center		1			1
HILTON HEAD HOSPITAL/INPATIENT			1	100%	1
PULSE MEDICAL DOCTOTS LLC			1	100%	1
CAN COMMUNITY HEALTH LLC		1			1
ATLANTIS VISION CENTER			1	100%	1
Oklahoma Methodist Manor			1	100%	1
MANOR CARE OF DELRAY BEACH FL LLC		1			1
BAYLOR SCOTT & WHITE ALL SAINTS MEDICAL CENTER FT			1	100%	1
PCG MOLECULAR			1	100%	1
FRIO REGIONAL PRIMARY CARE AND URGENT CARE CLINIC			1	100%	1
SIERRA HEALTH CARE CENTER		1			1
JPS HEALTH CENTER AT TRUE WORTH PLACE			1	100%	1
SPHERE DX			1	100%	1
CVS IL2297651CV JOLIET		1			1
Bayou Vista Community Care Center			1	100%	1
CVS AZ69POCT PEORIA		1			1
SANTA ROSA PEDIATRICS			1	100%	1
BLAKE AT PENSACOLA OPERATION CO, LLC, THE			1	100%	1
FAIRFAX COUNTY HEALTH DEPT LABORATORY			1	100%	1
UT HEALTH RIO GRANDE VALLEY SPECIALTY PEDIATRICS			1	100%	1
DSI LABORATORIES-NAPLES-7TH			1	100%	1
ALLIANCE LABORATORY SERVICES			1	100%	1
UNIVERSITY OF TOLEDO MEDICAL CENTER			1	100%	1
QLABS			1	100%	1
FLORIDA DEPARTMENT OF HEALTH IN BROWARD COUNTY		1			1
Rio Grande City Nursing and Rehab Center			1	100%	1
SUNRISE CLINIC SANTA ROSA		1			1
SACRED HEART HOSPITAL NURSING			1	100%	1
Manor Care of Dallastown d/b/a ManorCare Health Services - Dallastown		1			1
WEST CARVER MEDICAL ASSOCIATES		1			1
FLOW HEALTH LABORATORIES, LLC		1			1
EASTSIDE MEDICAL CLINIC		1			1
Jenkins Living Center		1			1
EDGAR PRICE FAMILY & CHILDREN HEALTHCARE CENTER			1	100%	1

# COVID-19: testing by laboratory

Data through May 17, 2021 verified as of May 18, 2021 at 09:25 AM

Data in this report are provisional and subject to change.

The numbers in the table below represent the number of Florida and non-Florida residents for whom test results were received by the Department of Health. A person can be tested by more than one laboratory and can have both positive and negative results. **Therefore, the sum of the numbers in each column will be larger than the total number of people tested.**

Reporting lab	Inconclusive	Negative	Positive	Percent positive	Total
Carington Park			1	100%	1
GENESIS MICROBIOLOGY LAB		1			1
ADVENTHEALTH MEDICAL GROUP UROLOGY AT EAST ORLANDO		1			1
Walgreens #11854			1	100%	1
INFINITY HOME CARE OF PORT CHARLOTTE, LLC			1	100%	1
SS VASCULAR			1	100%	1
CORDOVA FAMILY PRACTICE			1	100%	1
MEDICAL CENTER FRANKLIN			1	100%	1
PROGRESSIVE MEDICAL RESEARCH			1	100%	1
STONECREST MEDICAL CENTER		1			1
Acts Manor House		1			1
UABC			1	100%	1
ST. JOHN HOSPITAL & MEDICAL CENTER			1	100%	1
HEALTH & WELLNESS PROFESSIONALS INC			1	100%	1
REGIONAL MEDICAL LABORATORY			1	100%	1
INTERNAL MEDICINE GROUP OF CENTRAL FLORIDA			1	100%	1
HEALTHPARTNERS HUDSON CLINIC			1	100%	1
ADDINGTON PLACE EAST LAKE		1			1
D'YOUVILLE SCHOOL OF PHARMACY		1			1
SAINT FRANCIS HOSPITAL			1	100%	1
ADVANCED LABORATORY SERVICES			1	100%	1
MYLAN-SOUTH POINT PA		1			1
UMC WEST CLINIC			1	100%	1
DORA HOME CARE			1	100%	1
Chateau Dville Rehab & Retirement		1			1
Churchman Village LLC		1			1
Absolut Care of Gasport		1			1
CATHOLIC MEDICAL CENTER			1	100%	1
INNOVATIVE HEALTH DIAGNOSTIC OF CALIFORNIA			1	100%	1
ALAN MOORE		1			1
JUPITER MEDICAL GROUP			1	100%	1
MOUNT DORA DIALYSIS			1	100%	1
HARBIN CLINIC, LLC - MAIN OFFICE		1			1
Grays Harbor Health and Rehabilitation		1			1
REGIONAL MEDICAL CENTER			1	100%	1
INTERIM HEALTHCARE			1	100%	1
HEALTHCARE PARTNERS FAMILY MEDICINE LLC			1	100%	1
SOUTHWESTERN STATE HOSPITAL LABORATORY			1	100%	1
PALMETTO CHARTER SCHOOL		1			1
Piqua Manor		1			1
CTMD MEDICAL CENTER, PA			1	100%	1
CVS IN4633POCT GREENFIELD		1			1
MEDCARE QUALITY MEDICAL CENTER LLC			1	100%	1
Juniper Village at Bucks County		1			1
RADIANCE HEALTH RX		1			1
MEDEXPRESS URGENT CARE - JACKSON		1			1
AFC URGENT CARE BEVERLY			1	100%	1

# COVID-19: testing by laboratory

Data through May 17, 2021 verified as of May 18, 2021 at 09:25 AM

Data in this report are provisional and subject to change.

The numbers in the table below represent the number of Florida and non-Florida residents for whom test results were received by the Department of Health. A person can be tested by more than one laboratory and can have both positive and negative results. **Therefore, the sum of the numbers in each column will be larger than the total number of people tested.**

Reporting lab	Inconclusive	Negative	Positive	Percent positive	Total
HOLMES FAMILY PRACTICE PA			1	100%	1
NULEASE MEDICAL SOLUTIONS			1	100%	1
SPECTRUM LUDINGTON			1	100%	1
ROSE MEDICAL CENTER LAB			1	100%	1
MYCLINIC, INC			1	100%	1
NEMOURS CHILDREN'S PRIMARY CARE			1	100%	1
RIO GRANDE REGIONAL HOSPITAL FAMILY PRACTICE CLINIC			1	100%	1
DORAL KIDNEY CENTER			1	100%	1
FIRST MEDICAL RESPONSE OF TEXAS, INC			1	100%	1
PHYSICIANS LAB INC			1	100%	1
HANCOCK REGIONAL HOSPITAL		1			1
NEXTCARE SUN CITY			1	100%	1
NORTHEAST GEORGIA HEALTH SYSTEM			1	100%	1
ST. MICHAEL'S ELITE HOSPITAL			1	100%	1
ANDREWS			1	100%	1
Oakview Manor Health and Rehab		1			1
TREASURE COAST MEDICAL CONCIERGE LLC			1	100%	1
PHOEBE PRIMARY CARE CAMILLA			1	100%	1
PALM BEACH COUNTY SHERIFF OFFICE			1	100%	1
METHODIST HOSPITAL SOUTHLAKE			1	100%	1
THE HOSPITALS OF PROVIDENCE EMERGENCY ROOM			1	100%	1
CEPERO PEDIATRICS PA			1	100%	1
TRUCARE LIVING CENTERS - SELMA			1	100%	1
MARYWOOD HEIGHTS		1			1
MEDEXPRESS URGENT CARE - PINE BLUFF S		1			1
CLINICAL LABORATORY DEPARTMENT			1	100%	1
Central Alabama Veterans HCS - East Campus		1			1
Kroger 539 - The Little Clinic Memorial Blvd.		1			1
CLINTON DRUG STORE		1			1
CULVER CITY URGENT CARE			1	100%	1
YOUTH HEALTH CENTER OF HUNTINGTON		1			1
Good Samaritan Society - Albion		1			1
FLORIDA KEYS PED AND ADOLES CTR			1	100%	1
WOODSTOCK HEALTH DEPARTMENT			1	100%	1
Summit Medical Group Morristown Oncology		1			1
FLORIDA WATERMAN HOSPITAL			1	100%	1
SOUTHEAST CLINICAL LABORATORIES		1			1
DPH OP LAB			1	100%	1
RIVERTON CBOC			1	100%	1
PSL JAX BEACH OPERATIONS LLC			1	100%	1
CONNECTICUT CVS PHARMACY, LLC		1			1
PORT ORANGE DIALYSIS			1	100%	1
LOWCOUNTRY URGENT CARE			1	100%	1
IDAHO HEALTH DEPARTMENT			1	100%	1
UNIVERSITY PLACE NURSING CENTER		1			1
Cornerstone at the Ranch		1			1
RELIANCE HOME HEALTH CARE INC		1			1

# COVID-19: testing by laboratory

Data through May 17, 2021 verified as of May 18, 2021 at 09:25 AM

Data in this report are provisional and subject to change.

The numbers in the table below represent the number of Florida and non-Florida residents for whom test results were received by the Department of Health. A person can be tested by more than one laboratory and can have both positive and negative results. **Therefore, the sum of the numbers in each column will be larger than the total number of people tested.**

Reporting lab	Inconclusive	Negative	Positive	Percent positive	Total
MIAMI-DADE COUNTY HEALTH DEPT.		1			1
SOUTHERN HILLS MEDICAL CENTER			1	100%	1
FREDERICK AVENUE GROUP HOME		1			1
KIDZ FAMILY CARE			1	100%	1
HEALTH GUAGE			1	100%	1
EH FARGO HOSPITAL LABORATORY			1	100%	1
CVS OH3481POCT MARYSVILLE		1			1
FAMILY MEDICAL CENTER OF HOLLYWOOD PA			1	100%	1
CORAL SPRINGS RAPID ANTIGEN TESTING			1	100%	1
BRISTOL REGINAL MEDICAL CENTER			1	100%	1
Raleigh Center (WV)			1	100%	1
US LABORATORIES			1	100%	1
Triboro Center		1			1
BROOKSVILLE REGIONAL HOSPITAL			1	100%	1
AMBRY GENETICS CORP	1				1
HUNTSVILLE HOSPITAL			1	100%	1
VA Ann Arbor HCS - Toledo CBOC		1			1
BARTLE'S PHARMACY INC			1	100%	1
View Ridge Care Center		1			1
KEY WEST BRANCH MEDICAL CLINIC			1	100%	1
UNIVERSITY OF MIAMI - LENNAR CENTER			1	100%	1
CARDIAC AND VASCULAR CONSULTANTS MD PA		1			1
CORPORATION OF AMERICA		1			1
WYTHE CNTY COMMUNITY HOSP LABORATORY			1	100%	1
HATLEY HEALTH CARE, INC		1			1
Kroger - KRO01100688			1	100%	1
MT VIEW			1	100%	1
AVERA ST. MARY'S HOSPITAL			1	100%	1
HEARTLAND OF ZEPHYRHILLS FL, LLC			1	100%	1
GATEWAY HEALTHCARE, PC			1	100%	1
KROGER 915 - THE LITTLE CLINIC ANDERSON			1	100%	1
MINUTECLINIC DIAGNOSTIC OF TN PC #6437		1			1
ALLEGHENY COUNTY HEALTH DEPARTMENT - PUBLIC HEALTH LABORATORY			1	100%	1
AURORA MEDICAL CENTER-KENOSHA			1	100%	1
ADVANCE CARDIOVASCULAR IMAGING, INC			1	100%	1
BROOKS REHAB			1	100%	1
FAMILY HEALTHCARE SERVICES			1	100%	1
SILVER SPRINGS SHORES DIALYSIS			1	100%	1
LAKE VIEW COURT		1			1
DESTIN SURGERY CENTER LTD		1			1
FAITH FAMILY PRACTICE			1	100%	1
Williamstown Commons			1	100%	1
MEDHEALTH CLINICAL INC			1	100%	1
PINECREST MANOR		1			1
TITUSVILLE CENTER FOR SURGICAL EXCELLENCE LLC		1			1
Trenton Health and Rehabilitation		1			1
REGIONAL MED CTR BAYONET POINT			1	100%	1

# COVID-19: testing by laboratory

Data through May 17, 2021 verified as of May 18, 2021 at 09:25 AM

Data in this report are provisional and subject to change.

The numbers in the table below represent the number of Florida and non-Florida residents for whom test results were received by the Department of Health. A person can be tested by more than one laboratory and can have both positive and negative results. **Therefore, the sum of the numbers in each column will be larger than the total number of people tested.**

Reporting lab	Inconclusive	Negative	Positive	Percent positive	Total
VERITAS GENETICS, INC.			1	100%	1
INTERIM HEALTHCARE OF PALM COAST			1	100%	1
ASSOCIATESMD			1	100%	1
HEALTHPLUS			1	100%	1
MEDICAL WEST FREE STANDING ER		1			1
SOUTHERN FAMILY HEALTH			1	100%	1
Kroger 63 - The Little Clinic Glassford Hill Rd		1			1
SPRINGFIELD HOSPITAL			1	100%	1
Orange City Nursing and Rehab Center			1	100%	1
Hinesville VA Clinic		1			1
NEW RIVER HEALTH DISTRICT			1	100%	1
ARCADIA OUTREACH LAB			1	100%	1
TMH PHYSICIAN PARTNERS QUINCY			1	100%	1
ABBOTT VASCULAR OCCUPATIONAL HEALTH SE		1			1
PINEBROOK CARE AND REHABILITATION CENTER			1	100%	1
SANTA CRUZ COUNTY HEALTH SERVICES			1	100%	1
LOUISIANA STATE LAB			1	100%	1
NORTH COUNTY MEDICAL LAB			1	100%	1
FRITZINGERTOWN SENIOR LIVING		1			1
MRMC LAB MICRO			1	100%	1
CONSULATE HEALTH CARE OF VERO BEACH			1	100%	1
MEDEXPRESS URGENT CARE - LEOMINSTER		1			1
LABORATORY COPRORATION OF AMERICA			1	100%	1
MED BAR LLC		1			1
HALIFAX FAMILY HEALTH CENTER			1	100%	1
MOREHOUSE SCHOOL OF MEDICINE		1			1
CONEY ISLAND HOSP			1	100%	1
ANDERSON NURSING CENTER			1	100%	1
ATMORE COMMUNITY HOSPITAL			1	100%	1
Cerenity Senior Care-White Bear Lake		1			1
SOUTH FLORIDA EVALUATION AND TREATMENT		1			1
Traymore Nursing Center		1			1
MEDIPLUS CLINIC, INC			1	100%	1
NORTH BROWARD MEDICAL CENTER			1	100%	1
PAUL C SCHWARTZ & MELVIN L WEIDMAN		1			1
Plaza Healthcare			1	100%	1
SARASOTA MEMORIAL HEALTHCARE			1	100%	1
CARE ADVANTAGE			1	100%	1
MEDICAL UNIVERSITY OF SOUTH CAROLINA			1	100%	1
PALMA CEIA MED GROUP-SWANN		1			1
Kempsville Health and Rehab Center		1			1
MEMPHIS URGENT CARE #2, LLC			1	100%	1
Troy Center for Rehabilitation & Nursing		1			1
APPLECARE URGENT CARE KINGSLAND			1	100%	1
Medilodge of Kalamazoo		1			1
MEDEXPRESS URGENT CARE - WILLINGBORO		1			1
APPLECARE URGENT CARE			1	100%	1

# COVID-19: testing by laboratory

Data through May 17, 2021 verified as of May 18, 2021 at 09:25 AM

Data in this report are provisional and subject to change.

The numbers in the table below represent the number of Florida and non-Florida residents for whom test results were received by the Department of Health. A person can be tested by more than one laboratory and can have both positive and negative results. **Therefore, the sum of the numbers in each column will be larger than the total number of people tested.**

Reporting lab	Inconclusive	Negative	Positive	Percent positive	Total
MIAMI CHILDRENS HOSPITAL MIDTOWN OUTPATIENT CENTER			1	100%	1
CVS TX7824POCT GARLAND		1			1
WALGREENS #05150		1			1
MEDEXPRESS URGENT CARE - LAWTON		1			1
ALTA BATES SUMMIT MEDICAL CENTER CLINICAL LAB			1	100%	1
KELLY			1	100%	1
ELDERWOOD AT WAVERLY		1			1
Walgreens #12271		1			1
ABINGTON MEMORIAL HOSPITAL			1	100%	1
WELLPATH			1	100%	1
BRIDGEWAY CENTER INC			1	100%	1
BROOKDALE WEST PALM BEACH			1	100%	1
TRIPLE O RESEARCH INSTITUTE PA			1	100%	1
Brio of Johnston		1			1
DOCTORS CARE - GREER		1			1
INDIANA INTERNAL MEDICINE			1	100%	1
CLARKSVILLE MANOR INC		1			1
EVERLYWELL DIAGNOSTICS			1	100%	1
LIBERTY COMMONS NURSING AND REHABILITA		1			1
FLORIDA HOSPITAL TRANSPLANT CENTER		1			1
NORTH BREVARD CHILDRENS MEDICAL CENTER			1	100%	1
MEA PRIMARY CARE PLUS BYRAM			1	100%	1
CORVALLIS CLINIC PC LAB		1			1
CENTER AT WATERFRONT		1			1
PROGRESSIVE MEDICAL LAB LLC			1	100%	1
WARREN GENERAL HOSPITAL			1	100%	1
Walgreens #10988		1			1
ELATION HEALTH		1			1
YOUR KIDS URGENT CARE			1	100%	1
ACL LABORATORIES			1	100%	1
EAST END PEDIATRICS		1			1
BRIDGEWATER AT WATERMAN VILLAGE			1	100%	1
Walgreens #9121		1			1
ALLIED PEDIATRICS & FAMILY MEDICINE			1	100%	1
BLUE RIDGE URGENT CARE MORGANTON			1	100%	1
HABANA HEALTH CARE CENTER			1	100%	1
TRANSCEND PERFORMANCE AND LIFESTYLE INSTITUTE			1	100%	1
NHSN_AIMS		1			1
TRANSYLVANIA REGIONAL HOSPITAL LAB			1	100%	1
PRESTIGE ER			1	100%	1
BIOLOGICAL AND CHEMICAL EMERGENCIES LABORATORY			1	100%	1
PUBLIC HEALTH LABORATORIES			1	100%	1
Medilodge of Midland		1			1
Kroger 524 - The Little Clinic Iron Bridge Road		1			1
JOHN HOPKINS WELLNESS CENTER PEPSICO			1	100%	1
CARENOW URGENT CARE-HENDERSONVILLE		1			1
IC LABS			1	100%	1



# COVID-19: testing by laboratory

Data through May 17, 2021 verified as of May 18, 2021 at 09:25 AM

Data in this report are provisional and subject to change.

The numbers in the table below represent the number of Florida and non-Florida residents for whom test results were received by the Department of Health. A person can be tested by more than one laboratory and can have both positive and negative results. **Therefore, the sum of the numbers in each column will be larger than the total number of people tested.**

Reporting lab	Inconclusive	Negative	Positive	Percent positive	Total
VELOCITY URGENT CARE - LITTLE CREEK			1	100%	1
EMERALD HEALTH CARE		1			1
MID-SOUTH URGENT CARE, PLLC			1	100%	1
DOCS OUTSIDE THE BOX INC			1	100%	1
TILLAMOOK COUNTY GENERAL HOSPITAL LAB		1			1
CVS PA2867POCT FOLSOM		1			1
LAKE CHELAN COMMUNITY HOSPITAL		1			1
ULTIMATE DX CORP			1	100%	1
Good Samaritan Society-Atkinson		1			1
VIP STARNETWORK		1			1
PASCO COUNTY HEALTH DEPARTMENT			1	100%	1
COASTAL MANOR		1			1
Villa Maria			1	100%	1
Bolingreen Health and Rehabilitation		1			1
CFHC - FROSTPROOF			1	100%	1
PEDIATRIC ASSOCIATES - JACKSONVILLE			1	100%	1
SOFFER HEALTH INSTITUTE			1	100%	1
SARASOTA MEMORIAL HOSPITAL		1			1
HEARTLAND PHARMACY SEBRING			1	100%	1
Walgreens #5421		1			1
MORELL			1	100%	1
CLIFTON-FINE HOSPITAL LABORATORY		1			1
Masonic Medical Research Institute			1	100%	1
THYROID SPECIALTY LABORATORY			1	100%	1
EVENTIDE LUTHERAN HOME		1			1
MEDSTAT WARSAW			1	100%	1
Shelbyville Manor		1			1
MEDICAL CENTER			1	100%	1
WELLSTREET SANDY SPRINGS		1			1
CARESPOT - WELLINGTON			1	100%	1
CLASSEN URGENT CARE CLINIC			1	100%	1
PRECISE PATHOLOGY ASSOCIATES PLLC			1	100%	1
MEDEXPRESS WELL - OLDSMAR			1	100%	1
INTERNAL MEDICINE GROUP OF WINTER HAVEN PA		1			1
SUNY AT STONY BROOK			1	100%	1
NEMOURS CHILDRENS URGENT CARE			1	100%	1
SHANNON MEDICAL CENTER			1	100%	1
URGENTMED			1	100%	1
ANCHOR DIRECT PRIMARY CARE LLC		1			1
PARKWAY REGIONAL MEDICAL CENTER LAB			1	100%	1
KAISER PERMANENTE REGIONAL REFERENCE LABORATORY		1			1
PENROSE HOSPITAL			1	100%	1
KENDALL PEDIATRICS PARTNERS LLC			1	100%	1
MISSION HOSPITAL			1	100%	1
CARE ATC INC			1	100%	1
CAN COMMUNITY HEALTH NORTH MIAMI, FL		1			1
Diversicare of Eupora		1			1

# COVID-19: testing by laboratory

Data through May 17, 2021 verified as of May 18, 2021 at 09:25 AM

Data in this report are provisional and subject to change.

The numbers in the table below represent the number of Florida and non-Florida residents for whom test results were received by the Department of Health. A person can be tested by more than one laboratory and can have both positive and negative results. **Therefore, the sum of the numbers in each column will be larger than the total number of people tested.**

Reporting lab	Inconclusive	Negative	Positive	Percent positive	Total
Caldwell Care		1			1
UCSD MICROBIOLOGY LABORATORY			1	100%	1
JFK MEDICAL CENTER			1	100%	1
AUTUMN CARE OF STATESVILLE, LLC		1			1
CLINICAL CARE, INC			1	100%	1
MOUNT SINAI HOSPITAL OF QUEENS			1	100%	1
UF HEALTH EMERGENCY CENTER LABORATORY		1			1
LAB. CORP. OF AMERICA			1	100%	1
HOLYOKE MEDICAL CENTER			1	100%	1
WAYNE COUNTY PUBLIC HEALTH		1			1
CHILDREN'S AT CHAMBLEE BROOKHAVEN URGE		1			1
GATEWAY LABORATORIES		1			1
GULF COUNTY HEALTH DEPARTMENT			1	100%	1
Accordius Health at Gastonia			1	100%	1
DOCTORS CHOICE HOME CARE INC			1	100%	1
Kroger 527 - The Little Clinic Hwy 70 S.		1			1
MERITER LABORATORIES			1	100%	1
Crowne Place Assisted Living		1			1
INDIGO PALMS			1	100%	1
GULF BREEZE TREATMENT CENTER, LLC			1	100%	1
PENNY PEDIATRICS		1			1
TMH PHYSICIAN PARTNERS WAKULLA			1	100%	1
SINAI URGENT CARE FORT WORTH, LLC			1	100%	1
CELEBRATION FAMILY PHYSICIANS LLC			1	100%	1
JET MEDICAL CENTER			1	100%	1
M.D. ANDERSON CANCER CENTER			1	100%	1
PALM BEACH PEDIATRIC UROLOGY			1	100%	1
METHODISM MIDLOTHIAN MEDICAL CENTER			1	100%	1
The Pines at Catskill		1			1
PREVENTIVE CARDIOLOGY AND INTERNAL MEDICINE ASSOCI			1	100%	1
NORTH CAROLINA STATE LABORATORY OF PUBLIC HEALTH, SPECTRUM LAB NETWORK			1	100%	1
NEW ULM MEDICAL CENTER			1	100%	1
BACON COUNTY HOSPITAL		1			1
FAMILY MEDICAL CENTERS			1	100%	1
RENEGADEXBIO, PBC	1				1
NHC HEALTH CARE CENTER		1			1
CORE OCCUPATIONAL MEDICINE			1	100%	1
ADVENTHEALTH CENTRA CARE LAKE NONA			1	100%	1
Kroger 419 - The Little Clinic Farmington/Exeter		1			1
CHILDRENS HEALTHCARE CTE OF NORTHERN		1			1
J F K PEDIATRICS			1	100%	1
ADVANCE GASTROENTEROLOGY			1	100%	1
Riverside Nursing & Rehabilitation Center		1			1
PROVIDENCE HOSPITAL			1	100%	1
AHC Dyersburg		1			1
PRIME CARE FAMILY MEDICINE			1	100%	1
HIGHLANDS CLINICAL LABORATORY			1	100%	1

# COVID-19: testing by laboratory

Data through May 17, 2021 verified as of May 18, 2021 at 09:25 AM

Data in this report are provisional and subject to change.

The numbers in the table below represent the number of Florida and non-Florida residents for whom test results were received by the Department of Health. A person can be tested by more than one laboratory and can have both positive and negative results. **Therefore, the sum of the numbers in each column will be larger than the total number of people tested.**

Reporting lab	Inconclusive	Negative	Positive	Percent positive	Total
Oak Hill Health & Rehabilitation Center			1	100%	1
TALLAHASSEE DIALYSIS		1			1
WATERSIDE HEALTH & REHAB CENTER, LLC		1			1
ST ROSE HOSPITAL			1	100%	1
VIVIAN SIMMONS FAMILY PRACTICE			1	100%	1
LAURELS OF NORWORTH		1			1
MED LAB SERVICES, LLC			1	100%	1
NORTH WEST FLORIDA DIAGNOSTIC ENDOCRINOLOGY CLINIC			1	100%	1
COLLIER BLVD HMA PHYSICIANS MANAGEMENT LLC			1	100%	1
CLINICAL MICROBIOLOGY LAB FAIRVIEW UNIVERSITY HOSPITAL			1	100%	1
CVS IL7142POCT LOCKPORT		1			1
ENCOMPASS HEALTH REHAB HOSP TOMS RIVER		1			1
TAYLOR COUNTY HEALTH DEPARTMENT			1	100%	1
THE EMORY CLINIC			1	100%	1
COURTLAND TERRACE		1			1
Consulate Health Care of Tallahassee			1	100%	1
Kroger 705 - The Little Clinic Richmond		1			1
MEMORIAL HOSPITAL MIRAMAR WAIVED TESTING			1	100%	1
A.G. Rhodes		1			1
NORTHEAST REGIONAL MEDICAL CENTER			1	100%	1
AVON PARK CLUSTER		1			1
Cibolo Creek Rehabilitation Health Living Center		1			1
WALKIN MEDICAL URGENT CARE,NEW CITY			1	100%	1
PUTNAM COUNTY PUBLIC HEALTH UNIT WIC		1			1
CAH ACQUISITION COMPANY 11 LLC			1	100%	1
Walgreens #12153		1			1
MEMORIAL HOSPITAL AT GULFPORT			1	100%	1
CVS AZ9302POCT TUCSON		1			1
RYE BEACH PHARMACY INC		1			1
FLORIDA DEPARTMENT OF HEALTH PALM BEACH COUNTY			1	100%	1
FAMILY MEDICAL CLINIC KENDALL LLC			1	100%	1
Kroger 006 - The Little Clinic Uintah Gardens		1			1
MEMORIAL HERMANN OCCUPATIONAL HEALTH			1	100%	1
Walgreens #12695			1	100%	1
YUMA REGIONAL MEDICAL CENTER			1	100%	1
OAKWOOD HOSPITAL - SOUTHSHORE			1	100%	1
Lantern Park Specialty Care		1			1
BORINQUEN HEALTH CENTER			1	100%	1
UMASS MEMORIAL/MARLBORO HOSPITAL			1	100%	1
LAS PALOMAS SENIOR LIVING		1			1
WESLEY CHAPEL INTERNAL MEDICINE AND PEDIATRICS PA			1	100%	1
LAKELAND REGIONAL HEALTH AUBURNDALE		1			1
The Center at Centennial			1	100%	1
AUBURNDALE DOCTOR TODAY			1	100%	1
AURORA CONSOLIDATED LABORATORY			1	100%	1
SMITH			1	100%	1
Good Shepherd Fairview Home, Inc.		1			1

# COVID-19: testing by laboratory

Data through May 17, 2021 verified as of May 18, 2021 at 09:25 AM

Data in this report are provisional and subject to change.

The numbers in the table below represent the number of Florida and non-Florida residents for whom test results were received by the Department of Health. A person can be tested by more than one laboratory and can have both positive and negative results. **Therefore, the sum of the numbers in each column will be larger than the total number of people tested.**

Reporting lab	Inconclusive	Negative	Positive	Percent positive	Total
MEDICAL ASSOCIATES OF THE SHOALS		1			1
UNITED HOSPITAL CENTER LABORATORY			1	100%	1
EMORY DECATUR HOSPITAL - EMORY MEDICAL		1			1
NOVANT HEALTH PRINCE WILLIAM WELLNESS CENTER			1	100%	1
MEDICAL LIFE-INC GUIDEWELL EMERGENCY MEDICINE			1	100%	1
Arlington Care Center			1	100%	1
AESTHETIC PHYSICIANS PC			1	100%	1
LANGLEY DIALYSIS			1	100%	1
IMMERSION RECOVERY CENTER LLC			1	100%	1
GENESIS HEALTH SYSTEM			1	100%	1
Rosa Coplon Jewish Home and Infirmary		1			1
ST FRANCIS MEDICAL CENTER			1	100%	1
VA Texas Valley Coastal Bend Harlingen HCC		1			1
MEDEXPRESS URGENT CARE - BENTONVILLE		1			1
ADVENTHEALTH SENIOR CARE AT ORMOND			1	100%	1
CONNECTICUT PEDIATRICS @ CHC		1			1
MULTICARE PHYSICIANS			1	100%	1
SEABROOK EMS			1	100%	1
Remarkable Healthcare Dallas			1	100%	1
AVERA SACRED HEART HOSPITAL			1	100%	1
BAPTIST HOSPITAL EAST			1	100%	1
MCR HEALTH MEDICAL EXPRESS			1	100%	1
APC HEALTH LLC			1	100%	1
ADVANCED RESEARCH INSTITUTE			1	100%	1
CENTRAL MAINE MED CTR LAB			1	100%	1
PRESENCE RESURRECTION MEDICAL CENTER CHICAGO			1	100%	1
AUSTIN ER LLC			1	100%	1
Kroger 779 - The Little Clinic Georgetown		1			1
SOUTH DADE NURSING & REHABILITATION CENTER			1	100%	1
PROVIDENCE PORTLAND MEDICAL CENTER		1			1
WELLCARE URGENT CARE			1	100%	1
SC-GA2018 THE RIDGE REHABILITATION & H		1			1
WALGREENS #06025		1			1
LOGAN COUNTY HOSPITAL			1	100%	1
WALKERS DRUG STORE			1	100%	1
Kroger 016 - The Little Clinic Centennial		1			1
WORKFORCE HEALTH DEPARTMENT			1	100%	1
FIVE STAR PREMIER RESIDENCES OF POMPANO BEACH			1	100%	1
VANAJA SUREDDI MD PA			1	100%	1
DISPATCH HEALTH - TEXAS, PA			1	100%	1
Avista Nursing and Rehab			1	100%	1
EUROFINS PHOENIX			1	100%	1
RANDOLPH-MACON COLLEGE			1	100%	1
ST JOHNS PEDIATRICS PA		1			1
Monument Health Custer Care Center		1			1
DSL TENANT II LLC			1	100%	1
CHILDRENS CLINIC OF PENSACOLA PA			1	100%	1

# COVID-19: testing by laboratory

Data through May 17, 2021 verified as of May 18, 2021 at 09:25 AM

Data in this report are provisional and subject to change.

The numbers in the table below represent the number of Florida and non-Florida residents for whom test results were received by the Department of Health. A person can be tested by more than one laboratory and can have both positive and negative results. **Therefore, the sum of the numbers in each column will be larger than the total number of people tested.**

Reporting lab	Inconclusive	Negative	Positive	Percent positive	Total
BIO REFERENCE LABORATORIES INC			1	100%	1
EPIC CARE PHARMACY		1			1
GREATER TAMPA AT HOME			1	100%	1
BREVARD HEALTH ALLIANCE - SARNO/MELBOURNE		1			1
SHAW MEDICAL GROUP LLC			1	100%	1
Parkwood Healthcare Facility		1			1
CALIFORNIA PUBLIC HEALTH LABORATORY			1	100%	1
MEDICAL CLINIC OF HOUSTON			1	100%	1
ST. LUKES HOSPITAL			1	100%	1
MED CHOICE CENTER OF NORTH MIAMI			1	100%	1
SOMA MEDICAL CENTER PA #4			1	100%	1
PEDIATRIC SPECIALTY CLINIC COLLIER			1	100%	1
Westminster Canterbury Richmond		1			1
SV MOBILE HEALTH			1	100%	1
Gulf Coast health and Rehabilitation, LLC		1			1
WALGREENS CP		1			1
St. Catherine's manor of Findlay		1			1
ORAL & FACIAL SURGERY			1	100%	1
NEXT LEVEL URGENT CARE (WOODLANDS)			1	100%	1
TIMPANOGOS REGIONAL HOSPITAL			1	100%	1
SYNAPSE ANALYTICAL LABS		1			1
Greenhaven Health and Rehabilitation		1			1
NIHCC			1	100%	1
SENCARE MANAGEMENT		1			1
DEVITA		1			1
ATHENS MEDICAL CENTER			1	100%	1
CARING PROFESSIONAL HEALTH CARE LLC		1			1
CARENOW URGENT CARE - SPRING			1	100%	1
WILLOW DALE WELLNESS VILLAGE APARTMENT		1			1
IZ MEDICAL		1			1
Ladera Center		1			1
Medilodge of Marshall		1			1
ALL PRO ORTHOPEDICS & SPORTS MEDICINE, PA			1	100%	1
LIFESTREAM BEHAVIORAL CENTER INC			1	100%	1
EXACCARE KINGSTON, LLC			1	100%	1
PHOENIX MEDICAL CLINIC			1	100%	1
Kroger 588 - The Little Clinic Thompsons Station		1			1
LAKE WALES DIALYSIS CENTER			1	100%	1
SUNCOAST FAMILY MEDICAL ASSOCIATES			1	100%	1
CARENOW LAKE WORTH			1	100%	1
NONA MEDICAL ARTS		1			1
NORTHWEST TEXAS HEALTHCARE SYSTEM, INC			1	100%	1
MGH DEPARTMENT OF PATHOLOGY			1	100%	1
COMMUNITY MEMORIAL HOSPITAL		1			1
Mountain City Care and Rehabilitation Center		1			1
ADVENTHEALTH HOME CARE WATERMAN			1	100%	1
UUHC - REDSTONE HEALTH CENTER LABORATORY			1	100%	1

# COVID-19: testing by laboratory

Data through May 17, 2021 verified as of May 18, 2021 at 09:25 AM

Data in this report are provisional and subject to change.

The numbers in the table below represent the number of Florida and non-Florida residents for whom test results were received by the Department of Health. A person can be tested by more than one laboratory and can have both positive and negative results. **Therefore, the sum of the numbers in each column will be larger than the total number of people tested.**

Reporting lab	Inconclusive	Negative	Positive	Percent positive	Total
STATE OF CALIFORNIA DOH SERVICES			1	100%	1
Greenfield Health & Rehab Center		1			1
TRIHEALTH			1	100%	1
LONESTAR 24HRER MANAGEMENT LLC DBA LONESTAR 24HRER			1	100%	1
Franciscan Convalescent Hospital		1			1
BLESSINGS MEDICAL CLINIC, THE			1	100%	1
AVANTARA REDFIELD		1			1
MOUNTAINVIEW URGENT CARE VALLEY		1			1
VA Outpatient Dental Facility		1			1
JEFFREY A HIRSCHFIELD, MD PA			1	100%	1
HAMILTON CI MAIN UNIT ANNEX/ WORK CAMP			1	100%	1
KIOSK MEDICINE KENTUCKY LLC		1			1
DUBLIN METHODIST HOSPITAL			1	100%	1
St. Anthony's Nursing and Rehab			1	100%	1
ROCKLEDGE HEALTH & REHABILITATION CENTER			1	100%	1
MEDICAL EXAMINERS OFFICE, LEESBURG			1	100%	1
AUTUMN HOUSE			1	100%	1
MEDICAL CENTER OF TRINITY - MOB		1			1
INTERNAL MEDICINE,SCOTTS VALLEY OFFICE, PALO ALTO MEDICAL FOUNDATION			1	100%	1
Fulton County Medical Center Long Term Care			1	100%	1
BAPTIST HEALTH SURGERY CENTER			1	100%	1
MEDEXPRESS URGENT CARE - MT EPHRAIM		1			1
Parkside Manor		1			1
WW Chem Auto SS			1	100%	1
CONCENTRA - TAMPA EAST		1			1
American Fork Care Center dba Heritage Care Center		1			1
FLORIDA CLINICAL RESEARCH CENTER, LLC			1	100%	1
NATIONAL GENETIC INSTITUTE			1	100%	1
CROZER-CHESTER MEDICAL CENTER			1	100%	1
STEPHENS COUNTY HOSPITAL			1	100%	1
MARYLAND DEPARTMENT OF HEALTH AND MENTAL HYGIENE			1	100%	1
ARTESIAN HOME		1			1
WEST FLORIDA MEDICAL CENTER CLINIC			1	100%	1
CHILDRENS AT NORTH POINT URGENT CARE L		1			1
FRESENIUS MEDICAL CARE TRADTION			1	100%	1
DR Q PEDIATRICS			1	100%	1
FIRST CARE HOME SERVICES INC			1	100%	1
HEARTLAND NURSING & REHABILITATION		1			1
MIAMI JEWISH DIALYSIS			1	100%	1
ST JOHN FISHER COLLEGE HEALTH AND WELLNESS		1			1
SHP WESTCHESTER LLC		1			1
MARTIN LUTHER KING RENAL INSTITUTE			1	100%	1
MEMORIAL HERMANN MEDICAL GROUP-ATASCOCITA PEDS			1	100%	1
BREVARD COUNTY JAIL			1	100%	1
WALGREENS # 12338		1			1
DIGNITY HEALTH GOHEALTH		1			1
JOHN H. STROGER, JR. HOSPITAL OF COOK COUNTY			1	100%	1

# COVID-19: testing by laboratory

Data through May 17, 2021 verified as of May 18, 2021 at 09:25 AM

Data in this report are provisional and subject to change.

The numbers in the table below represent the number of Florida and non-Florida residents for whom test results were received by the Department of Health. A person can be tested by more than one laboratory and can have both positive and negative results. **Therefore, the sum of the numbers in each column will be larger than the total number of people tested.**

Reporting lab	Inconclusive	Negative	Positive	Percent positive	Total
DEVLIN MANOR NURSING AND REHABILITATION		1			1
SUNSHINE FAMILY & WELLNESS CENTER			1	100%	1
VIRGINIA UROLOGY		1			1
HARDIN MEMORIAL HOSPITAL - HEARTLAND PATHOLOGY CONSULTANTS			1	100%	1
SUNSHINE URGENT CARE			1	100%	1
Wedgewood Manor		1			1
FLORIDA HEART AND VASCULAR MULTISPECIALTY GROUP PA			1	100%	1
DOCTORS MEDICAL CENTER			1	100%	1
ROCHELLE PARK MEDICAL CENTER PA		1			1
ADVANCED INDIVIDUALIZED MEDICINE OF NAPLES			1	100%	1
REHABILITATION CENTER OF SOUTH GEORGIA		1			1
CYPRESS CREEK DIALYSIS CTR			1	100%	1
Freedom Pointe at The Villages			1	100%	1
EAST LANSING OPCO		1			1
Avantara Lake Norden		1			1
WMG URGENT CARE WOODSTOCK			1	100%	1
ARIZONA STATE LABORATORY			1	100%	1
WINTER GARDEN CHILDREN'S HEALTH CENTERS			1	100%	1
SANCHEZ CAZAU MEDICAL GROUP			1	100%	1
PARKVIEW MANOR NURSING HOME		1			1
ADVANCE FLORIDA CONSULTING			1	100%	1
HENRICO DOCTORS HOSPITAL LABORATORY			1	100%	1
CLEVELAND CLINIC FLORIDA WAIVED			1	100%	1
BIOMERIEUX			1	100%	1
UHEALTH LEJEUNE INTERNAL MEDICINE			1	100%	1
CENTRAL FLA PEDIATIC URGENT CARE LLC		1			1
CLINICAL RESEARCH OF WEST FLORIDA		1			1
OMNICARE PHARMACY OF TEXAS 1, LP		1			1
ALL AMERICAN FAMILY AND GERIATRIC CARE			1	100%	1
SISTERS MISSION			1	100%	1
LAKEWOOD RANCH URGENT CARE PA			1	100%	1
SOUTHERN OHIO MEDICAL CENTER			1	100%	1
PUBLIX PHARMACY #0332		1			1
ST. JOSEPH MERCY ANN ARBOR HOSPITAL			1	100%	1
SOPHIA MEDICAL ASSOCIATES, PC			1	100%	1
TILE PHARMACY		1			1
SAINT AGNES HOSPITAL			1	100%	1
AMBULATORY CARE CLINIC, LLC			1	100%	1
SAINT ALPHONSUS REGIONAL MEDICAL CENTER			1	100%	1
TITUSVILLE TOWERS ASSISTED LIVING		1			1
MAHONEY PEDIATRICS PA			1	100%	1
WALGREENS #05690		1			1
Nemours Children's Primary			1	100%	1
JACKSONVILLE HEALTH & REHAB		1			1
MARTIN HEALTH PHYSICIAN GROUP			1	100%	1
ERLANGER WESTERN CAROLINA HOSPITAL			1	100%	1
Autumn Care of Suffolk		1			1

# COVID-19: testing by laboratory

Data through May 17, 2021 verified as of May 18, 2021 at 09:25 AM

Data in this report are provisional and subject to change.

The numbers in the table below represent the number of Florida and non-Florida residents for whom test results were received by the Department of Health. A person can be tested by more than one laboratory and can have both positive and negative results. **Therefore, the sum of the numbers in each column will be larger than the total number of people tested.**

Reporting lab	Inconclusive	Negative	Positive	Percent positive	Total
Rockcastle Health and Rehab		1			1
AMERICAN FAMILY CARE - SMYRNA			1	100%	1
PHYSICIANS PREMIER ER- BASTROP			1	100%	1
FLORIDA EPIDEMIOLOGY PROGRAM			1	100%	1
MAINE HEALTH AND ENVIRONMENTAL TESTING LABORATORY			1	100%	1
SOUTHEAST HEALTH WESTGATE CLINIC			1	100%	1
HAYS CLINICAL LAB			1	100%	1
ST.ELIZABETH HEALTH CENTER	1				1
Northern Nevada State Veterans Home		1			1
VICTORIA PAIN AND REHABILITATION CENTER			1	100%	1
INTERNAL MEDICINE ASSOCIATES OF LAKE			1	100%	1
PALMETTO LANDING			1	100%	1
West Woods of Niles		1			1
HALIFAX HEALTH PRIMARY CARE ORMOND			1	100%	1
MED FIRST URGENT CARE CENTERS INC			1	100%	1
Schoenbrunn Healthcare		1			1
VCU HEALTH MEDICAL CENTER PATHOLOGY			1	100%	1
AristaCare at Meadow Springs		1			1
SPORTS MEDICINE CLINIC - U OF WYOMING			1	100%	1
TANNER CLINIC			1	100%	1
WALGREENS #06164		1			1
LAB TEST KENDALL LLC		1			1
GENVIEW DIAGNOSIS INC			1	100%	1
IVY CREEK HEALTHCARE & WELLNESS CENTRE			1	100%	1
HONU	1				1
ROSLYN INTERNAL MEDICINE		1			1
Life Care Center of Paradise Valley		1			1
Signature HealthCare of Bowling Green		1			1
BOCA RATON REGIONAL HOSPITAL		1			1
SCHUYLER HOSPITAL		1			1
TOURO HOSPITAL LAB			1	100%	1
BROWARD MEDICAL LAB			1	100%	1
CRESTHAVEN			1	100%	1
EXPRESS CARE OF OCALA			1	100%	1
SEGAL INSTITUTE FOR CLINICAL RESEARCH INC			1	100%	1
Smg At Bridgewater Family Medicine		1			1
EAGLE COUNTY HEALTH AND HUMAN SERVICES			1	100%	1
LEE MEMORIAL HEALTH SYSTEMS HOME HEALTH		1			1
Iosco County Medical Care Facility		1			1
PALM AVENUE BAPTIST TOWER INC		1			1
SALEM HOSPITAL REGIONAL LABORATORY		1			1
NEW MILFORD HOSPITAL			1	100%	1
CHAMBREL AT PINECASTLE			1	100%	1
Alaska Domiciliary Care for Homeless Veterans		1			1
TEMPLE TERRACE DIALYSIS			1	100%	1
SOUTH TEXAS HEALTH SYSTEM ER - WARE ROAD			1	100%	1
BRADENTON CONVENTION CENTER			1	100%	1



# COVID-19: testing by laboratory

Data through May 17, 2021 verified as of May 18, 2021 at 09:25 AM

Data in this report are provisional and subject to change.

The numbers in the table below represent the number of Florida and non-Florida residents for whom test results were received by the Department of Health. A person can be tested by more than one laboratory and can have both positive and negative results. **Therefore, the sum of the numbers in each column will be larger than the total number of people tested.**

Reporting lab	Inconclusive	Negative	Positive	Percent positive	Total
Heritage of Red Cloud		1			1
HEBER VALLEY MEDICAL CENTER			1	100%	1
MEDICAL ASSOCIATES OF CARTER		1			1
Eger Health Care and Rehabilitation Center		1			1
FORT LOUDOUN PRIMARY CARE		1			1
MEDEXPRESS URGENT CARE-BRENTWOOD		1			1
SAINT PETE MRI			1	100%	1
MAIN STREET PHARMACY OF MARCELLUS, INC		1			1
MEMORIAL PHYSICIANS LABORATORY			1	100%	1
SPRINGBROOK HOSPITAL			1	100%	1
VITAL CARE			1	100%	1
WESTEX URGENT CARE, PLLC			1	100%	1
BGB SUMMIT MEDICAL GROUP		1			1
AMERICA'S ER SITE 002 LLC			1	100%	1
Miller Health Care Center			1	100%	1
SILVERMAN			1	100%	1
HEALTH CLINIC,THE		1			1
NEMOURS CHILDREN'S			1	100%	1
MID-FLORIDA CANCER CENTERS		1			1
DORNOCH PLACE DEL PRADO		1			1
SELECT SPECIALTY HOSPITAL - ORLANDO SOUTH			1	100%	1
KEY BISCAYNE PEDIATRIC ASSOCIATES INC			1	100%	1
COMPLEX LABS, LLC		1			1
CLEVELAND CLINIC OUTPATIENT LABORATORY			1	100%	1
BEST CARE COMMUNITY AND FAMILY HEALTH CENTER INC			1	100%	1
NORTHERN KENTUCKY HEALTH DEPARTMENT			1	100%	1
UNIVERSITY OF ILLINOIS PATHOLOGY LAB			1	100%	1
Peninsula Nursing and Rehabilitation Center		1			1
Heartland of Pittsburgh PA, LLC		1			1
NORWOOD HEALTH CENTER		1			1
FIRSTCARE MEDICAL CENTER			1	100%	1
Alden North Shore			1	100%	1
COLLINS NURSING HOME		1			1
PROGRESSIVE URGENT CARE, PC			1	100%	1
LIFE CARE CENTER OF CLEVELAND		1			1
CONSOLIDATED			1	100%	1
LANGLADE			1	100%	1
URGENT 202 COX CREEK PKWY		1			1
CMC MERCY LABORATORY			1	100%	1
PEDIATRIC PARTNERS ZEPHYRHILLS			1	100%	1
NOORANI MEDICAL CENTER LLC			1	100%	1
TEXAS HEALTH HARRIS METHODIST HOSPITAL			1	100%	1
PHYSICIANS URGENT CARE			1	100%	1
Davie Nursing & Rehabilitation Center		1			1
JACK M MATHENY II MD			1	100%	1
GALVESTON COUNTY HEALTH DISTRICT			1	100%	1
MID FLORIDA DERMATOLOGY ASSOCIATES PA			1	100%	1

# COVID-19: testing by laboratory

Data through May 17, 2021 verified as of May 18, 2021 at 09:25 AM

Data in this report are provisional and subject to change.

The numbers in the table below represent the number of Florida and non-Florida residents for whom test results were received by the Department of Health. A person can be tested by more than one laboratory and can have both positive and negative results. **Therefore, the sum of the numbers in each column will be larger than the total number of people tested.**

Reporting lab	Inconclusive	Negative	Positive	Percent positive	Total
PHYSICIAN ASSOCIATES, LLC			1	100%	1
INTERIM HHA OF ST AUGUSTINE INC		1			1
Vista Park			1	100%	1
Citadel		1			1
PHYSICIANS OF CENTRAL FLORIDA			1	100%	1
Diversicare of Smyrna		1			1
COVE AT THE MARBELLA,THE			1	100%	1
GATEWAY FAMILY HEALTH CLINIC			1	100%	1
1ST CALL PRIMARY CARE LLC			1	100%	1
BEST CHOICE WELLNESS & LABORATORY LLC			1	100%	1
PARRISH MEDICAL GROUP			1	100%	1
NHC Sequatchie		1			1
Smg/North Jersey Hematology & Oncology		1			1
FRESENIUS KIDNEY CARE - BOCA RATON			1	100%	1
ADVENT HEALTH MEDICAL GROUP MULTISPECIALTY			1	100%	1
NICKLAUS CHILDREN'S DORAL OUTPATIENT CENTER			1	100%	1
HEART 2 HEART FAMILY PRACTICE			1	100%	1
URGENT CARE NORTHWEST		1			1
PEDIATRIC PARTNERS			1	100%	1
COUPEVILLE SCHOOL DISTRICT #204		1			1
GIBSON AREA PRIMARY CARE			1	100%	1
GIFFORD MEMORIAL HOSPITAL		1			1
Kroger 894 - The Little Clinic NEC		1			1
PARK LANE NURSING HOME		1			1
HOLYCROSS URGENT CARE AND IMAGING CENTER		1			1
Kroger 531 - The Little Clinic Waterville		1			1
PALOMAR MEDICAL CENTER			1	100%	1
HENRY FORD HOSPITAL			1	100%	1
BAYMEADOWS PEDIATRIC CARE		1			1
SWEDISH EDMONDS LABORATORY			1	100%	1
CAROLINAS MEDICAL CENTER			1	100%	1
PATIENT FIRST - CHERRY HILL		1			1
HCR-ManorCare			1	100%	1
Kroger 481 - The Little Clinic Houston Levee		1			1
PEDIATRIC ASSOC OF JACKSONVILLE PA			1	100%	1
Elmbrook Home		1			1
NC STATE LAB OF PUBLIC HEALTH			1	100%	1
SOUTHWOOD HEALTHCARE CENTER		1			1
PEDIATRIC URGENT CARE CENTR OF FORT WORTH-LA GRAN			1	100%	1
ELKTON TRANSITIONAL CARE CENTER		1			1
BETHESDA HEALTH PHYSICIANS GROUP		1			1
INTERMOUNTAIN CANYONS CLINIC			1	100%	1
NORTHWESTERN UNIVERSITY HEALTH SERVICE			1	100%	1
PALMS WEST SURGICENTER		1			1
Luling Living Center		1			1
PATHOLOGY ASSOCIATES			1	100%	1
IMMY LABS			1	100%	1

# COVID-19: testing by laboratory

Data through May 17, 2021 verified as of May 18, 2021 at 09:25 AM

Data in this report are provisional and subject to change.

The numbers in the table below represent the number of Florida and non-Florida residents for whom test results were received by the Department of Health. A person can be tested by more than one laboratory and can have both positive and negative results. **Therefore, the sum of the numbers in each column will be larger than the total number of people tested.**

Reporting lab	Inconclusive	Negative	Positive	Percent positive	Total
Kroger 086 - The Little Clinic Broomfield-Sheridan		1			1
Manorcare Health Services-Oxford Valley		1			1
STUDENT HEALTH CENTER			1	100%	1
MARTIN MEM FAMILY CARE AT ST LUCIE W			1	100%	1
ARISTACARE AT MANCHESTER		1			1
FOUNDATION LABORATORY			1	100%	1
ST MICHAEL'S ELITE MEDICAL HOSPITAL			1	100%	1
KID FIXERS		1			1
PARKVIEW OUTREACH COMMUNITY CENTER			1	100%	1
Indianspring of Oakley		1			1
HEALTH ALLIANCE			1	100%	1
BROOKDALE FORT WALTON BEACH			1	100%	1
MAYO MEDICAL LABORATORIES			1	100%	1
WESTCHESTER MEDICAL CENTER ADVANCED		1			1
Lutheran Community at Telford		1			1
OHIO CVS STORES, LLC DBA CVS/PHARMACY		1			1
MT ST RITA HEALTH CENTRER		1			1
WELLMED AT LINEBAUGH AVE			1	100%	1
ADVANCED RESEARCH AND DIAGNOSTIC LABORATORY UNIVERSITY OF MINNESOTA			1	100%	1
CERMAK HEALTH SERVICES			1	100%	1
Maplewood of Cheshire County		1			1
ASHLEY CLINICAL DIAGNOSTIC LABORATORY			1	100%	1
ADVENTHEALTH MEDICAL GROUP PEDIATRICS DIABETES &			1	100%	1
RESIDENCES AT MIAMI / REIGN GARDENS LLC, THE			1	100%	1
NSPIRE HEALTHCARE PLANTATION			1	100%	1
Kroger - KRO70300083			1	100%	1
Baypoint Healthcare Center			1	100%	1
BRANKO D PEJIC MD FAMILY PRACTICE			1	100%	1
CAREFIRST URGENT CARE - BEECHMONT			1	100%	1
CAMBRIDGE HEALTH ALLIANCE			1	100%	1
KODIAK AREA NATIVE ASSOCIATION-KANA			1	100%	1
BAPTIST EMERGENCY HOSPITAL - KELLY			1	100%	1
WALGREENS #04786		1			1
WINDSOR MANOR			1	100%	1
TRITENN LLC		1			1
Garden View Care Center at Dougherty Ferry		1			1
MT SINA1 HOSPICE			1	100%	1
SC-GA2018 SIMPSONVILLE REHABILITATION		1			1
MORGAN STANELY HEALTH CENTER		1			1
SOUTHERN NEVADA HEALTH DISTRICT LABORATORY SYSTEM			1	100%	1
WALGREEN#12147		1			1
Jewish Senior Services		1			1
OAKVIEW INC		1			1
Dulles Health and Rehab Center		1			1
MED FIRST IMMEDIATE CARE AND FAMILY PRACTICE			1	100%	1
Walgreens #9620		1			1
EAST FL CORE LAB			1	100%	1

# COVID-19: testing by laboratory

Data through May 17, 2021 verified as of May 18, 2021 at 09:25 AM

Data in this report are provisional and subject to change.

The numbers in the table below represent the number of Florida and non-Florida residents for whom test results were received by the Department of Health. A person can be tested by more than one laboratory and can have both positive and negative results. **Therefore, the sum of the numbers in each column will be larger than the total number of people tested.**

Reporting lab	Inconclusive	Negative	Positive	Percent positive	Total
BOLLES SCHOOL, THE			1	100%	1
CVS MA7140POCT WESTPORT		1			1
CORRY MEMORIAL HOSPITAL			1	100%	1
CONCENTRA - LEESBURG		1			1
AMERITECH COLLEGE OF HEALTHCARE			1	100%	1
CONNECTICUT CVS PAHRMACY, LLC		1			1
GARDENS AT MAPLEWOOD			1	100%	1
PROVIDENCE ST PETER HOSPITAL		1			1
KATHY L ANDERSON DO PA			1	100%	1
Hearthstone Nursing and Rehabilitation Center		1			1
BOND & STEELE CLINIC PA D/B/A		1			1
MIAMI NORTH DIALYSIS			1	100%	1
MEDEXPRESS URGENT CARE - WAYNESBURG		1			1
THE MEDICAL CENTER AT SCOTTSVILLE			1	100%	1
CORNERSTONE OF RECOVERY INC		1			1
NORTHEAST BAPTIST HOSPITAL			1	100%	1
CURA LABORATORY SERVICES			1	100%	1
Walgreens #10851		1			1
HEALTH CARE SERVICES LC			1	100%	1
ST LUKE'S CORNWALL HOSPITAL N			1	100%	1
GARDENS PEDIATRICS LAB			1	100%	1
KNOX COMMUNITY HOSPITAL			1	100%	1
TMH CANCER CENTER LABORATORY			1	100%	1
FASTMED - LAKEWAY			1	100%	1
ACCULAB			1	100%	1
MARINA DEL REY HOSPITAL LAB			1	100%	1
NORTH RIVER FAMILY HEALTH CENTER			1	100%	1
5 STAR HOME HEALTH SERVICES INC		1			1
LRGHEALTHCARE		1			1
Manor Care Health Services- Wilmington			1	100%	1
PEACE HEALTH FAMILY MEDICINE AT 87TH AVE		1			1
NYU LANGONE AMBULATORY CARE LAKE SUCCE		1			1
MODERN URGENT CARE			1	100%	1
MCG HOSPITALS AND CLINICS			1	100%	1
PREMIER HEALTH CARE INC			1	100%	1
NORTHWESTERN MEDICINE DELNOR			1	100%	1
GEORGETOWN URGENT CARE			1	100%	1
Kroger 523 - The Little Clinic Dickson			1	100%	1
COUNTY OF HAMILTON			1	100%	1
PREMISEHEALTH		1			1
LAURELS OF ATHENS, THE		1			1
UNIVERSITY OF SOUTH FLORIDA			1	100%	1
WOOD COUNTY HEALTH DEPARTMENT			1	100%	1
SOUTHWOOD NURSING & RETIREMENT CENTER		1			1
CHRISTIANA HOSPITAL		1			1
Waddell Nursing & Rehab Center		1			1
NORTH FLORIDA CHILD DEVELOPMENT, INC			1	100%	1

# COVID-19: testing by laboratory

Data through May 17, 2021 verified as of May 18, 2021 at 09:25 AM

Data in this report are provisional and subject to change.

The numbers in the table below represent the number of Florida and non-Florida residents for whom test results were received by the Department of Health. A person can be tested by more than one laboratory and can have both positive and negative results. **Therefore, the sum of the numbers in each column will be larger than the total number of people tested.**

Reporting lab	Inconclusive	Negative	Positive	Percent positive	Total
GENESIS MEDICAL CENTER OF CORAL SPRINGS INC			1	100%	1
CARE STATION MEDICAL GROUP		1			1
CHILTON MEDICAL CENTER		1			1
Kroger 359 - The Little Clinic Bellevue		1			1
CLAYTON NURSING AND REHABILITATION		1			1
PELICAN STATE OUTPATIENT CENTER			1	100%	1
STOPWATCH URGENT CARE			1	100%	1
MINNESOTA HERITAGE HOUSE		1			1
LABWORKS LLC			1	100%	1
GOOD SHEPHERD HOSPICE INC			1	100%	1
Holly Hill Healthcare Center			1	100%	1
BOTTINEAU GOOD SAMARITAN CENTER		1			1
CVS SC7012POCT BALLENTINE			1	100%	1
THE GROVE HEALTH AND REHAB			1	100%	1
HILLVIEW TERRACE			1	100%	1
BEAUMONT URGENT CARE		1			1
ADVOCATE GOOD SAMARITAN			1	100%	1
UPMC NORTHWEST HOSPITAL			1	100%	1
KISSIMMEE HOME TRAINING		1			1
SIGNATURE HEALTHCARE OF BUCKHEAD		1			1
DUKE UNIVERSITY MEDICAL CENTER			1	100%	1
Kroger 805 - The Little Clinic Lewis Center		1			1
Mountain View Manor			1	100%	1
Seal Rock Healthcare		1			1
FORT HUDSON NURSING CENTER		1			1
ADVANCE MD CARE			1	100%	1
CVS TN6394POCT BRENTWOOD		1			1
HERITAGE HEALTHCARE CENTER AT TALLAHASSEE			1	100%	1
REELFOOT FAMILY WALK-IN CLINIC		1			1
HACKENSACK UNIVERSITY MEDICAL CENTER		1			1
DE TAR HOSPITAL			1	100%	1
LAKELAND MEDICAL CENTER			1	100%	1
SAINT JOSEPH'S HOSPITAL AND MEDICAL CENTER		1			1
ORDRS, INC.			1	100%	1
RIVERSIDE PEDIATRIC GROUP, INC		1			1
Maple Lane Nursing Home		1			1
CHI ST ALEXIUS TRANSITIONAL CARE UNIT		1			1
Eagle Point Health Care Center		1			1
NATICK URGENT CARE			1	100%	1
SONORAN DESERT PATHOLOGY			1	100%	1
EAST COAST INSTITUTE FOR RESEARCH LLC			1	100%	1
BATESVILLE - SHERWOOD URGENT CARE			1	100%	1
CVS CA5958POCT EASTVALE		1			1
STAMFORD HOSPITAL			1	100%	1
BRANDON OUTREACH CLINIC			1	100%	1
FAIRVIEW HOSPITAL			1	100%	1
C A R E S		1			1

# COVID-19: testing by laboratory

Data through May 17, 2021 verified as of May 18, 2021 at 09:25 AM

Data in this report are provisional and subject to change.

The numbers in the table below represent the number of Florida and non-Florida residents for whom test results were received by the Department of Health. A person can be tested by more than one laboratory and can have both positive and negative results. **Therefore, the sum of the numbers in each column will be larger than the total number of people tested.**

Reporting lab	Inconclusive	Negative	Positive	Percent positive	Total
KINGWOOD EMERGENCY HOSPITAL			1	100%	1
MEDLABS OF FLORIDA LLC D/B/A MEDLABS DIAGNOSTICS		1			1
United Methodist Communities at The Shores		1			1
ManorCare Yeadon		1			1
Walgreens #17445		1			1
UNIVERSITY OF MIAMI SCHOOL OF MEDICINE			1	100%	1
Walgreens #19992		1			1
Niles Nursing and Rehab. Center		1			1
COLE DIAGNOSTICS - BOISE		1			1
GENESEE COUNTY HEALTH DEPARTMENT		1			1
Kroger 699 - The Little Clinic Smyrna		1			1
ALIMETRIX INC		1			1
EUROFINS VIRACOR			1	100%	1
INTERNAL MEDICINE ASSOC OF SOUTH FL PA			1	100%	1
Alden Lincoln Park			1	100%	1
INDIANA STATE DEPARTMENT OF HEALTH CLINIC MICROBIOLOGY		1			1
ORMC-ARDEN/EOI			1	100%	1
ABSOLUTE HEALTHCARE			1	100%	1
LAKE URGENT CARE			1	100%	1
CENTRAL FLORIDA HOSPITALIST			1	100%	1
LABORATORIO BUENA SALUD			1	100%	1
BLACKBERRY CENTER, THE		1			1
SAN JOSE CLINIC		1			1
GREATER MIAMI DIALYSIS			1	100%	1
ATHENA PLASTIC SURGERY		1			1
HEALTH CHOICES, PLLC		1			1
HOWELL BRANCH COURT			1	100%	1
ADVANCED CARDIOVASCULAR DIAGNOSTICS PL		1			1
STITCHES ACUTE CARE CENTER OF CHEYENNE			1	100%	1
ManorCare Health Services-Monroeville		1			1
BAXTER REGIONAL MEDICAL CENTER			1	100%	1
UT MD ANDERSON CANCER CENTER-TUMOR MARKER LAB			1	100%	1
TRAVIS LEE THOMPSON MD			1	100%	1
Mission Arch Center		1			1
DAYTON CHILDRENS HOSPITAL LAB			1	100%	1
Walgreens #11724		1			1
ENZO LABS INC			1	100%	1
LSU MEDICAL CENTER			1	100%	1
BENEWAH COMMUNITY HOSPITAL		1			1
DIXIE COUNTY JAIL			1	100%	1
SOUTHVIEW MEDICAL GROUP PC			1	100%	1
INTERNAL MEDICINE ASSOCIATES		1			1
CVS IL2297652CV CHICAGO		1			1
APPLECARE URGENT CARE JESUP			1	100%	1
FREEPORT ER DOX URGENT CARE		1			1
OAKWOOD HOSPITAL - DEARBORN LAB			1	100%	1
PASTEUR MEDICAL CENTER LLC		1			1

# COVID-19: testing by laboratory

Data through May 17, 2021 verified as of May 18, 2021 at 09:25 AM

Data in this report are provisional and subject to change.

The numbers in the table below represent the number of Florida and non-Florida residents for whom test results were received by the Department of Health. A person can be tested by more than one laboratory and can have both positive and negative results. **Therefore, the sum of the numbers in each column will be larger than the total number of people tested.**

Reporting lab	Inconclusive	Negative	Positive	Percent positive	Total
ASUNCION HOME HEALTH CARE CORP			1	100%	1
MAIN LAB			1	100%	1
WATERTOWN URGENT CARE		1			1
Kroger 629 - The Little Clinic Cartersville, GA Hwy 41		1			1
Piedmont Crossing		1			1
GOOD SHEPHERD HEALTH SYSTEM			1	100%	1
PEDIATRIC ASSOCIATES OF ORLANDO			1	100%	1
Kroger 907 - The Little Clinic Holland		1			1
THE READING HOSPITAL AND MEDICAL CENTER			1	100%	1
Medford Multicare		1			1
PRIMEX CLINICAL LABORATORIES INC			1	100%	1
WAYCROSS INTRTNAL MEDICINE			1	100%	1
LIFEWORCS WELLNESS CENTER LLC		1			1
Longwood Community Living Center		1			1
Keller Landing Center		1			1
DR. K PEDIATRICS			1	100%	1
PM PEDIATRICS PC			1	100%	1
BEAUMONT REFERENCE LABORATORY			1	100%	1
Vibralfife of El Paso Rehabilitation Center			1	100%	1
PARTNERS IN PRIMARY CARE		1			1
LOWER KEYS COMMUNITY HEALTH CENTER			1	100%	1
ARBOR TERRACE AT CITRUS PARK			1	100%	1
MARTIN ARMY COMMUNITY HOSPITAL			1	100%	1
WELLSTREET BETHANY BEND		1			1
DR BAWA AND ASSOCIATES			1	100%	1
UFHEALTH			1	100%	1
Brookdale Southside			1	100%	1
CSI LABORATORIES FLORIDA			1	100%	1
BROOKDALE FORT MYERS LAKES PARK			1	100%	1
QUICKCARE HEALTH, INC			1	100%	1
CYPRESS VILLAGE REHAB CENTER		1			1
VETERANS AFFAIRS MEDICAL CENTER - EAST ORANGE			1	100%	1
GABRIELA GOLDSTEIN MD PA			1	100%	1
PROGENESIS INC			1	100%	1
WALGREENS #10308		1			1
CATHEDRAL GERONTOLOGY CENTER DBA CATHEDRAL CARES			1	100%	1
SUMMERFIELD PAIN MANAGEMENT			1	100%	1
LCMC LAB SUBSECTION		1			1
METRO HEALTH HOSPITAL LABORATORY		1			1
SANFORD LABORATORY BISMARCK			1	100%	1
BRETON REHABILITATION & LIVING CENTRE		1			1
Manassas Health & Rehab			1	100%	1
THE CLINIC ON SIXTH			1	100%	1
AIRPORT MEDICAL SOLUTIONS ORLANDO			1	100%	1
LEE HEALTH KIDS URGENT CARE		1			1
SUPREME MEDICAL GROUP PLLC			1	100%	1
SUTTER GOULD MEDICAL FOUNDATION			1	100%	1

# COVID-19: testing by laboratory

Data through May 17, 2021 verified as of May 18, 2021 at 09:25 AM

Data in this report are provisional and subject to change.

The numbers in the table below represent the number of Florida and non-Florida residents for whom test results were received by the Department of Health. A person can be tested by more than one laboratory and can have both positive and negative results. **Therefore, the sum of the numbers in each column will be larger than the total number of people tested.**

Reporting lab	Inconclusive	Negative	Positive	Percent positive	Total
Ravenwood Speciality Care		1			1
NEW ERA HEALTH CENTER INC		1			1
ELLIS HOSPITAL URGENT CARE CENTER LAB		1			1
HERNANDO COUNTY HEALTH DEPT			1	100%	1
LEE MEMORIAL HOSPITAL OUTPATIENT SURGERY CENTER			1	100%	1
SOUTHEASTERN INTEGRATED MEDICAL PL			1	100%	1
SUMMIT URGENT CARE - FAYETTEVILLE		1			1
Kroger 532 - The Little Clinic Murfreesboro		1			1
MERITUS MEDICAL CENTER			1	100%	1
XSTREMEMD			1	100%	1
BEACHSIDE DETOX		1			1
MISSOURI DEPARTMENT OF HEALTH AND SENIOR SERVICES - STATE PH LAB		1			1
Saint Joseph Living Center		1			1
RAAZI CLINICAL LABORATORY LLC			1	100%	1
Tremont Health & Rehabilitation Center		1			1
Kroger - KRO62000426			1	100%	1
SIGNATURE CARE COLLEGE STATION			1	100%	1
BIOLOGIK NP		1			1
MARY WASHINGTON HOSPITAL HOME HEALTH AGENCY	1				1
Excel Care Center			1	100%	1
ASHLEY PEDIATRICS DAY AND NIGHT CLINIC			1	100%	1
CARESPOT - OCOEE			1	100%	1
Encompass Health Rehab Hosp Harmarville		1			1
VALUE DRUG STORES INC		1			1
MOUNT SINAI COMPREHENSIVE CANCER CENTER			1	100%	1
CVS TX8990POCT HELOTES		1			1
HYDE PARK MEDICAL CENTER		1			1
Parkview Care Center			1	100%	1
PALMETTO ARTIFICIAL KIDNEY CENTER			1	100%	1
MCCORMICK AMBULANCE		1			1
AMBER COURT OF ELIZABETH		1			1
CAPE CANAVERAL HOSP			1	100%	1
PANCARE HEALTH - CARR ELEM & MIDDLE SCHOOL			1	100%	1
Pelican Health Norfolk			1	100%	1
Kroger 57 - The Little Clinic Jay C Charlestown		1			1
KINGMAN REGIONAL MEDICAL CENTER			1	100%	1
INTERNAL MEDICINE EMILIA MURRAY MD PA		1			1
EXCEL URGENT CARE OF NJ			1	100%	1
COLUMBUS REGIONAL HOSPITAL			1	100%	1
Kroger 717 - The Little Clinic Dolphin Drive			1	100%	1
			1	100%	1
POMPANO BEACH ARTIFICIAL KIDNEY CENTER			1	100%	1
Maine VA HCS		1			1
Wayne County Nursing Home		1			1
ROCK RAPIDS HEALTH CENTRE		1			1
BANNER UNIVERSITY MEDICAL CENTER			1	100%	1
AFTER HOURS CARE OF AMERICUS INCORPORA			1	100%	1



# COVID-19: testing by laboratory

Data through May 17, 2021 verified as of May 18, 2021 at 09:25 AM

Data in this report are provisional and subject to change.

The numbers in the table below represent the number of Florida and non-Florida residents for whom test results were received by the Department of Health. A person can be tested by more than one laboratory and can have both positive and negative results. **Therefore, the sum of the numbers in each column will be larger than the total number of people tested.**

Reporting lab	Inconclusive	Negative	Positive	Percent positive	Total
LUMICO LIFE INSURANCE COMPANY		1			1
LIFELINK FOUNDATION INC D/B/A			1	100%	1
Pathways Nursing and Rehabilitation Center		1			1
WALGREENS #10854		1			1
PUBLIX PHARMACY # 1236			1	100%	1
Kroger 968 - The Little Clinic Colerain Township		1			1
NEW HORIZON PRIMARY CARE LLC			1	100%	1
Wexner Heritage House			1	100%	1
METROPOLITAN METHODIST HOSPITAL			1	100%	1
NORTHSIDE FAMILY MEDICINE AND URGENT CARE (MIDTOWN)		1			1
TCPA CLINICAL LABORATORIES			1	100%	1
SACRED HEART MEDICAL CENTER			1	100%	1
STEWART MEDICAL GROUP INC			1	100%	1
PATIENT FIRST - SICKLERVILLE		1			1
MEMORIAL HOSPITAL - BELLEVILLE			1	100%	1
BIOMAT USA INC			1	100%	1
ST VINCENTS OUTPATIENT IMAGING		1			1
CRYSTAL RIVER FIRE DEPARTMENT			1	100%	1
UNLIMITED MEDICAL SERVICES OF FL PL DBA		1			1
RIDGE OPTUM FLORIDA			1	100%	1
CVS MI22230CV WAYNE COUNTY COMMUNITY COLLEGE			1	100%	1
Encompass Health Rehab Hosp Salisbury		1			1
Life Care Center of Auburn		1			1
YOUR GOOD HEALTH MEDICAL GROUP PA			1	100%	1
DOCTORS AFTER HOURS URGENT CARE CENTER			1	100%	1
WEST FLORIDA MEDICAL ASSOCIATES PA			1	100%	1
BAY AREA HOSPITAL LAB & HST		1			1
SOMA MEDICAL CENTER PA #2			1	100%	1
SANDPIPER CLUSTER		1			1
ODYSSEY HEALTH CARE OF MARION COUNTY LLC		1			1
PIEDMONT QUICKCARE		1			1
Glen Haven Health and Rehabilitation LLC		1			1
ADAMS COUNTY HEALTH DEPARTMENT			1	100%	1
JOSHUA E CHESIR MD		1			1
VISITING PHYSICIAN SERVICES, LLC			1	100%	1
CARY CLINIC			1	100%	1
PATHOLOGYT & LAB MEDICINE SERVICES			1	100%	1
LABTECH DIAGNOSTICS			1	100%	1
MASSACHUSETTS DEPARTMENT OF PUBLIC HEALTH			1	100%	1
DECATUR MORGAN HOSPITAL - DECATUR GENE		1			1
VA NCHCS - Mather Division		1			1
WINCHESTER HOSPITAL			1	100%	1
MED TECH CLINICAL LABORATORY		1			1
Glen Oaks Health and REhabilitation		1			1
RENOWN REGIONAL MEDICAL CENTER			1	100%	1
NEXTCARE POWER			1	100%	1
PowerBack Piscataway Center		1			1

# COVID-19: testing by laboratory

Data through May 17, 2021 verified as of May 18, 2021 at 09:25 AM

Data in this report are provisional and subject to change.

The numbers in the table below represent the number of Florida and non-Florida residents for whom test results were received by the Department of Health. A person can be tested by more than one laboratory and can have both positive and negative results. **Therefore, the sum of the numbers in each column will be larger than the total number of people tested.**

Reporting lab	Inconclusive	Negative	Positive	Percent positive	Total
Kroger 909 - The Little Clinic Hamilton			1	100%	1
NORTH MIAMI BEACH SURGICAL CENTER			1	100%	1
COSTCO PHARMACY #1023			1	100%	1
Kroger 923 - The Little Clinic Centerville		1			1
AVERA HEART HOSPITAL OF SD			1	100%	1
NORTHEAST TEXAS DIALYSIS		1			1
TMH PHYSICIAN PARTNERS			1	100%	1
ADVANTA LABS, LLC		1			1
Sherwood Oaks Health Center			1	100%	1
STANLY REGIONAL MEDICAL CENTER			1	100%	1
LAKE MARY DIALYSIS			1	100%	1
2504-HOMEWOOD		1			1
FLORIDA STATE UNIVERSITY HEALTH SERVICES			1	100%	1
Salem Hills Rehabilitation and Nursing Center		1			1
LEHIGH REGIONAL WOUND CENTER			1	100%	1
US PUBLIC HEALTH SERVICE HOSPITAL			1	100%	1
SOUTHWEST ORLANDO FAMILY MEDICINE, PL			1	100%	1
WESTCOAST FAMILY PRACTICE		1			1
NCH HEALTHCARE CREEKSIDE ENDOSCOPY			1	100%	1
ASHLEY PEDICATRICS DAY AND NIGHT CLINIC			1	100%	1
Good Samaritan Society - Mountian Lake		1			1
CVS NV9586POCT RENO		1			1
NANCY M WORTHINGTON MD PA			1	100%	1
HOMESTEAD MEDICAL CLINIC PA			1	100%	1
CENTRAL TX URGENT CARE			1	100%	1
KAISER PERMANENTE FACTORIA LAB			1	100%	1
JOHNSON MEDICAL SERVICES			1	100%	1
WALGREENS #11572		1			1
CENTRAL CAROLINA HOSPITAL			1	100%	1
PATEL MINESH		1			1
UNIVERSITY OF WASHINGTON DEPT OF LAB MEDICINE			1	100%	1
CHP COVID-19 (TX)			1	100%	1
WALGREENS #01398			1	100%	1
MCKENZIE COUNTY HEALTHCARE SYSTEMS LABORATORY			1	100%	1
LOURDES URGENT CARE			1	100%	1
ANDERSON MEDICAL		1			1
Valley Center (WV)			1	100%	1
ARBOR DIAGNOSTICS, INC		1			1
PRIMARY CARE & PEDIATRICS - SHEPHERSTOWN		1			1
GRAND VIEW HOSPITAL			1	100%	1
INDIAN RIVER CLINICAL LABORATORY, INC.		1			1
UF HEALTH - WILDLIGHT			1	100%	1
Belvoir Woods Health Care Center at The Fairfax		1			1
BALLAD HEALTH MEDICAL ASSOCIATES URGENT CARE			1	100%	1
KNAPP MEDICAL GROUP			1	100%	1
LOPEZ		1			1
LAREDO CARE CLINIC NORTH		1			1

# COVID-19: testing by laboratory

Data through May 17, 2021 verified as of May 18, 2021 at 09:25 AM

Data in this report are provisional and subject to change.

The numbers in the table below represent the number of Florida and non-Florida residents for whom test results were received by the Department of Health. A person can be tested by more than one laboratory and can have both positive and negative results. **Therefore, the sum of the numbers in each column will be larger than the total number of people tested.**

Reporting lab	Inconclusive	Negative	Positive	Percent positive	Total
BRAZORIA COUNTY EMERGENCY SERVICES DISTRICT #3			1	100%	1
Birmingham Nursing & Rehab Center		1			1
ST GERARD'S COMMUNITY OF CARE		1			1
CLEMENT MANOR HEALTH CENTER		1			1
HEALTHCARE FOR THE HOMELESS			1	100%	1
UNIVERSAL DIAGNOSTICS LABORATORIES			1	100%	1
PRIMARY AND URGENT CARE			1	100%	1
INTERFAITH MEDICAL CENTER		1			1
Fargo VA Healthcare System		1			1
PCR DIAGNOSTICS			1	100%	1
MICROBIOLOGY DEPARTMENT			1	100%	1
INFECTION CONTROL DEPT			1	100%	1
Oakland Nursing and Rehabilitation Center		1			1
MCH PHYSICIANS GROUP			1	100%	1
VALENCIA BRANCH LABORATORY	1				1
VELOCITY URGENT CARE - REDMILL			1	100%	1
WINTER HAVEN DIALYSIS		1			1
HOSPICE OF MARION COUNTY INC			1	100%	1
ACCURATE HEALTH SERVICES CORP			1	100%	1
CSL PLASMA LAB			1	100%	1
Birchwood Care Center		1			1
SUSAN F WILLIAMS MD PA			1	100%	1
VA COMMUNITY BASED CLINIC - LAKE CITY			1	100%	1
XPRESHECK IAD (DULLES)			1	100%	1
Cloverdale Rehabilitation and Nursing Center		1			1
SHARP CHULA VISTA MEDICAL CENTER			1	100%	1
WESLEY LONG HOSPITAL			1	100%	1
WELLMED AT BAY AREA		1			1
MINUTECLINIC DIAGNOSTIC OF VIRGINIA, LLC #10088		1			1
WATERMAN VILLAGE HOME CARE			1	100%	1
NAVARRO MEDICAL CENTERS LLC			1	100%	1
NORTHSIDE FAMILY MEDICINE		1			1
NEW HANOVER REGIONAL MEDICAL CENTER			1	100%	1
Hillandale Health Care		1			1
Walgreens #19461		1			1
SOUTHWEST VIRGINIA COMMUNITY HEALTH SYSTEMS			1	100%	1
ALAFAYA WOODS FAMILY MEDICAL CENTER		1			1
UNC HOSPITALS			1	100%	1
HOUSTON MEDICAL CENTER LABORATORY			1	100%	1
DAVENPORT DIALYSIS CENTER		1			1
ADVENT HEALTH MEDICAL GROUP AT PINELLAS PARK			1	100%	1
Kroger 367 - The Little Clinic Walton		1			1
MEDICAL ASSOCIATES OF PINELLAS - LAB			1	100%	1
Kroger 83 - The Little Clinic Rock Road		1			1
Chicago Heights CBOC		1			1
CONCIERGE INTERNAL MEDICINE ASSOCIATES			1	100%	1
CVS MO4088POCT LEES SUMMIT		1			1

# COVID-19: testing by laboratory

Data through May 17, 2021 verified as of May 18, 2021 at 09:25 AM

Data in this report are provisional and subject to change.

The numbers in the table below represent the number of Florida and non-Florida residents for whom test results were received by the Department of Health. A person can be tested by more than one laboratory and can have both positive and negative results. **Therefore, the sum of the numbers in each column will be larger than the total number of people tested.**

Reporting lab	Inconclusive	Negative	Positive	Percent positive	Total
WEST VIRGINIA UNIVERSITY HOSPITALS, INC			1	100%	1
SPARTA HEALTH & REHAB		1			1
PASTEUR MEDICAL HIALEAH GARDEN LLC			1	100%	1
LADY LAKE FAMILY MEDICINE			1	100%	1
AUGUSTA HEALTH CLINICAL LABORATORY			1	100%	1
WEST COAST CLINICAL LABS INC			1	100%	1
FAMILY & INTERNAL MEDICINE CENTER		1			1
HHCS PHARMACY INC			1	100%	1
LABORATORIO MEDICO CENTRAL CONDOMINO MD			1	100%	1
Abernethy Laurels		1			1
NORTHCREST PHYSICIAN SERVICES INC		1			1
HEALTH PLUS SUNRISE MEDICAL OFFICE			1	100%	1
FHPG INTERNAL MEDICINE OF BRANDON			1	100%	1
LOVELACE WOMEN'S HOSPITAL		1			1
FAMILY PRACTICE ASSOCIATES		1			1
LAKE VISTA DIALYSIS			1	100%	1
WALGREENS #12624		1			1
Kingston of Ashland		1			1
ADVENTHEALTH DURAND			1	100%	1
MEDEX CLINIC LLC			1	100%	1
Advanced Health Care of St. George		1			1
TITAN GENOMICS, LLC			1	100%	1
CVS IL6789POCT WOODRIDGE		1			1
LAKE REGIONAL HEALTH			1	100%	1
SGMC- SMITH NORTHVIEW CAMPUS			1	100%	1
Willowbrooke Court at Normandy Farms Estates		1			1
LINK PHARMACY LLC		1			1
Medicalodges Neosho			1	100%	1
ORCHARD PARK HEALTH CARE AND REHABILITATION CENTER		1			1
Canandaigua VAMC		1			1
PHYSICIANS IMMEDIATE CARE			1	100%	1
MAYO CLINIC OUTPATIENT DIALYSIS CENTER			1	100%	1
NEXT LEVEL URGENT CARE			1	100%	1
MCLEOD MEMORIAL HOSPITAL CLARENDON			1	100%	1
LADY OF THE SEA HOSPITAL LAB			1	100%	1
OAK HAVEN REHAB AND NURSING CENTER			1	100%	1
WVU MEDICINE - WESTON			1	100%	1
UNIVERSITY OF IOWA HOSPITALS & CLINICS			1	100%	1
Kroger 395 - The Little Clinic Blanchester		1			1
VillageCare Rehabilitation and Nursing Center		1			1
SAMSON MEDICAL CLINIC			1	100%	1
CVS IL5822POCT MOKENA		1			1
MAYO CLINICAL LABORATORIES		1			1
MOSOLF PEDIATRICS PA			1	100%	1
ADVENTHEALTH MEDICAL GROUP FAMILY			1	100%	1
UHS BINGHAMTON GENERAL			1	100%	1
STAYING HEALTHY MEDICAL SERVICES			1	100%	1

# COVID-19: testing by laboratory

Data through May 17, 2021 verified as of May 18, 2021 at 09:25 AM

Data in this report are provisional and subject to change.

The numbers in the table below represent the number of Florida and non-Florida residents for whom test results were received by the Department of Health. A person can be tested by more than one laboratory and can have both positive and negative results. **Therefore, the sum of the numbers in each column will be larger than the total number of people tested.**

Reporting lab	Inconclusive	Negative	Positive	Percent positive	Total
Kroger 126 - The Little Clinic Cottonwood		1			1
Dugan Memorial Home		1			1
BAPTIST MEDICAL PLAZA AT MIAMI LAKES DIAGNOSTICS			1	100%	1
CVS / PHARMACY #10794			1	100%	1
THE MEDICAL CENTER AT BOWLING GREEN			1	100%	1
PINNACLE DIALYSIS		1			1
LOUIS STOKES CLEVELAND VA MEDICAL CENTER			1	100%	1
NORTHWEST FLORIDA SPECIALTY PHYSICIANS LLC		1			1
RICHMOND MEDICAL CENTER FOR WOMEN		1			1
Moab Regional Hospital			1	100%	1
KENNEDY BOULEVARD DIALYSIS			1	100%	1
NORTH FLORIDA REGIONAL MEDICAL CENTER EMERGENCY			1	100%	1
INLET CONCIERGE MEDICINE			1	100%	1
PRIMARY CARE GROUP LLC		1			1
PRACTITIONERS IN MOTION			1	100%	1
TRUECARE24			1	100%	1
St. Ann Rehabilitation and Nursing Center		1			1
CAPITAL DIAGNOSTICS			1	100%	1
LAKE MARY OPTUM FLORIDA			1	100%	1
NORTHSIDE PEDIATRICS & ADOLESCENT MEDI		1			1
AdventHealth Care Center Zephyrhills North			1	100%	1
RUBY MEMORIAL HOSP. LAB			1	100%	1
NHC PLACE AT COOL SPRINGS		1			1
St Mary's d'Youville Pavilion		1			1
OPTUM OF HIALEAH		1			1
ST FRANCIS COLLEGE WELLNESS CENTER		1			1
AMD			1	100%	1
NLAC SUMMERBIO			1	100%	1
Courtenay Springs Village			1	100%	1
WY RETIREMENT CENTER		1			1
EILEEN TURBESSI MD PA		1			1
Christian Park Village		1			1
MARTINSVILLE HEALTH AND REHAB			1	100%	1
INTERMOUNTAIN HEALTHCARE LABORATORY SERVICES			1	100%	1
GOLDING-GRANADO MEDICAL ASSOCIATES		1			1
North Campus Annex			1	100%	1
CONVENIENT URGENT CARE			1	100%	1
HEALTH FIRST HOME CARE		1			1
FLORHAM PARK ENDOSCOPY CENTER		1			1
FLAGLER COUNTY BOARD OF COUNTY COMMISSIONERS			1	100%	1
Kroger 670 - The Little Clinic Dawson Forest Rd & Hwy 19		1			1
LITTLE COMPANY OF MARY HOSPITAL			1	100%	1
Victoria Manor		1			1
SAN ANTONIO DERMATOLOGY AND MEDICAL SPA			1	100%	1
BRIAN C GRINER MD LLC			1	100%	1
Kroger 682 - The Little Clinic Combs and Gantzel		1			1
KROGER 785 - THE LITTLE CLINIC DIXIE HWY		1			1

# COVID-19: testing by laboratory

Data through May 17, 2021 verified as of May 18, 2021 at 09:25 AM

Data in this report are provisional and subject to change.

The numbers in the table below represent the number of Florida and non-Florida residents for whom test results were received by the Department of Health. A person can be tested by more than one laboratory and can have both positive and negative results. **Therefore, the sum of the numbers in each column will be larger than the total number of people tested.**

Reporting lab	Inconclusive	Negative	Positive	Percent positive	Total
CVS NE8626POCT LINCOLN		1			1
Erwin Health Care Center		1			1
Grangeville Health and Rehab		1			1
BAPTIST ASI			1	100%	1
FINLAY MEDICAL RESEARCH CORP			1	100%	1
FAIRFIELD MEDICAL CENTER			1	100%	1
SOUTH SEMINOLE HOSPITAL POCT			1	100%	1
ONPOINT URGENT CARE			1	100%	1
ST JOHNS MEDICAL CENTER		1			1
NEMOURS CHILDREN'S PRIMARY CARE, ST CLOUD			1	100%	1
COVID CLINIC, INC			1	100%	1
MIAMI VASCULAR SURGERY			1	100%	1
ADVENTHEALTH IMAGING WINTERGARDEN		1			1
ST. LUKE'S HOSPITAL			1	100%	1
MANCHESTER COMMONS		1			1
SANTA MONICA FERTILITY			1	100%	1
1ST MED DOTHAN			1	100%	1
CHRISTUS GOOD SHEPHERD MEDICAL CENTER			1	100%	1
The Jordan Center		1			1
Kingston Care Center of Perrysburg		1			1
YOUR HEALTH PEDIATRICS INC			1	100%	1
SMART CHOICE PRIMARY AND URGENT CARE			1	100%	1
KANA MEDICAL			1	100%	1
Walgreens #5914		1			1
ANDREWS INSTITUTE AMBULATORY SURGERY CENTER		1			1
HARDEE COUNTY FIRE RESCUE		1			1
FLORIDA MEDICAL CLINIC, PA		1			1
JP MORGAN CHASE HEALTH SERVICES			1	100%	1
MERCYONE DES MOINES MEDICAL CENTER			1	100%	1
WALGREENS #15291		1			1
Lexington Medical Center Extended Care		1			1
Wrightsville Manor Health and Rehab		1			1
ASSOCIATES MD MEDICAL GROUP INC			1	100%	1
NEPHRON PHARMACEUTICALS CORPORATION			1	100%	1
ISLANDS ASSISTED LIVING FACILITY,THE			1	100%	1
PLANTATION DIALYSIS			1	100%	1
RIVERVIEW HOSPITAL D/B/A UNIVERSITY		1			1
Kroger 350 - The Little Clinic New Cut Road		1			1
Broomall Manor		1			1
WALGREENS PHOENIX		1			1
Aristacare at Cedar Oaks		1			1
ARKANSAS PUBLIC HEALTH LABORATORY		1			1
Garden Villa Bedford		1			1
REDMOND URGENT CARE			1	100%	1
UNIVERSITY OF MIAMI PRIMARY CARE SITE UMHC 3039			1	100%	1
LIFESPAN HEALTH - SELMER		1			1
SPECIALTY DRUG TESTING			1	100%	1

# COVID-19: testing by laboratory

Data through May 17, 2021 verified as of May 18, 2021 at 09:25 AM

Data in this report are provisional and subject to change.

The numbers in the table below represent the number of Florida and non-Florida residents for whom test results were received by the Department of Health. A person can be tested by more than one laboratory and can have both positive and negative results. **Therefore, the sum of the numbers in each column will be larger than the total number of people tested.**

Reporting lab	Inconclusive	Negative	Positive	Percent positive	Total
REHABILITATION CENTER OF ALBUQUERQUE		1			1
CAREHERE HUDSON BAY			1	100%	1
Brattleboro Crossings LLC dba Pine Heights at Brattleboro		1			1
MERCY GENERAL HOSPITAL			1	100%	1
MANHATTAN COLLEGE HEALTH SERVICES		1			1
GUILFORD IMMEDIATE CARE, SYAH, LLC		1			1
VIP FAMILY PRACTICE			1	100%	1
UT HEALTH RGV CLINICAL LABORATORY			1	100%	1
Quince Nursing and Rehabilitation Center		1			1
METHODIST OLIVE BRANCH HOSPITAL			1	100%	1
The Carrington		1			1
AHUJA MEDICAL CENTER			1	100%	1
Lakeland Nursing and Rehabilitation Center LLC		1			1
ST FRANCIS HOSPITAL LABORATORY		1			1
Willow Ridge Center		1			1
LAMARQUE DIALYSIS			1	100%	1
DOCTORS MEMORIAL HOSP HOME HEALTH CARE		1			1
SC-GA2018 MCCORMICK REHAB & HEALTHCARE		1			1
WALGREENS WAYNE			1	100%	1
AML DIAGNOSTICS- ADV TESTING IN METABOLIC MEDICINE			1	100%	1
TOTAL MD			1	100%	1
VELOCITY URGENT CARE - CHIMNEY HILL			1	100%	1
Integrity Healthcare of Carbondale			1	100%	1
CENTENNIAL HILLS HOSPITAL MEDICAL CENTER LABORATORY			1	100%	1
Birmingham Nursing and Rehabilitation East LLC		1			1
MADISON AT OVIEDO			1	100%	1
Sunnybrook Rehabilitation Center			1	100%	1
BLOOMINGDALE MEDICAL ASSOC			1	100%	1
ARIZA WELLNESS CARE LLC			1	100%	1
Kroger 541 - The Little Clinic Long Hollow Pike		1			1
BROOKSVILLE REGIONAL HOSP PATIENT CARE SERVICES			1	100%	1
Country View of Sunbury			1	100%	1
SECOND STREET GROUP HOME		1			1
ICARE		1			1
MIDDLE CREEK MEDICAL CENTER		1			1
SLIDELL MEMORIAL HOSPITAL			1	100%	1
PARK AVENUE MEDICAL PROFESSIONALS PC		1			1
NORDX			1	100%	1
WEST FLORIDA HOSPITAL LABORATORY			1	100%	1
PHYSICIANS PREMIER ER- CENTRAL AUSTIN			1	100%	1
WRIGHT PATTERSON AFB MEDICAL CENTER			1	100%	1
CAREWELL 203			1	100%	1
BLUFFTON HEALTH CENTER			1	100%	1
MEDISURE DBA MY WELLNESS EXPRESS			1	100%	1
Oregon Veterans Home The Dalles		1			1
HEARTLAND OF MARIETTA OH LLC DBA		1			1
Kingsway Arms Nursing Center		1			1

# COVID-19: testing by laboratory

Data through May 17, 2021 verified as of May 18, 2021 at 09:25 AM

Data in this report are provisional and subject to change.

The numbers in the table below represent the number of Florida and non-Florida residents for whom test results were received by the Department of Health. A person can be tested by more than one laboratory and can have both positive and negative results. **Therefore, the sum of the numbers in each column will be larger than the total number of people tested.**

Reporting lab	Inconclusive	Negative	Positive	Percent positive	Total
FAMILY AND INTERNAL MEDICINE ASSOCIATES		1			1
BAYCARE OUTREACH LAB AT NEW TAMPA			1	100%	1
Long Beach Care Center			1	100%	1
ELLIOT HOSPITAL			1	100%	1
ODESSA CLINIC			1	100%	1
GLEN EAGLE HELATHCARE & REHAB		1			1
CARESOUTH HHA HOLDINGS OF THE TREASURE COAST LLC			1	100%	1
CORONA CONCIERGE, LLC		1			1
APS-SUMMIT CARE PHARMACY, LLC DBA OMNICARE		1			1
NATIONS TOBIN RECREATION CENTER			1	100%	1
Kroger 929 - The Little Clinic Corryville		1			1
LONG ISLAND MINIMALLY INVASIVE SURGERY		1			1
FAMILY MEDICAL CENTER		1			1
APOLLOMDX LLC			1	100%	1
CARENOW URGENT CARE - ANTIOCH		1			1
Scepter Rehab and Health care		1			1
Perham Living			1	100%	1
WALGREENS_CHICAGO		1			1
FIRST CARE OF GAINESVILLE			1	100%	1
MEDICAL CENTER AFFILIATES PALM SPRINGS			1	100%	1
PATIENT FIRST - FAIRFAX			1	100%	1
UCH LAB			1	100%	1
Regency Square			1	100%	1
The Pines at Poughkeepsie Center for Nursing and Rehabilitation		1			1
ST. MARY MEDICAL CENTER		1			1
SUREPOINT URGENT CARE PADRE ISLAND			1	100%	1
BAM INC		1			1
PRIME HEALTHCARE SERVICES		1			1
Ohman Family Living at Holly Assisted Living		1			1
BAYLOR SCOTT & WHITE MEDICAL SURGICAL CLINIC			1	100%	1
Ernest Childers Outpatient Clinic		1			1
AFC URGENT CARE SWAMPSCOTT			1	100%	1
HEART HOSPITAL OF LAFAYETTE: EMERGENCY ROOM			1	100%	1
JOSEPH REINA PHARMACY INC DBA JRX PHAR		1			1
WALGREENS #4086		1			1
MARQUETTE GENERAL HOSPITAL			1	100%	1
CLERMONT PEDIATRICS, PA			1	100%	1
FAIRVIEW SOUTHDALE			1	100%	1
Kittanning Care Center		1			1
STONESPRINGS HOSPITAL CENTER			1	100%	1
INTERNAL MEDICINE OF SOUTHWEST FLORIDA			1	100%	1
TAMPA GENERAL MEDICAL GROUP LABORATORY HEALTHPARK			1	100%	1
UF HEALTH FAMILY MEDICINE-GOODBYS CREEK			1	100%	1
FOUNDCARE HEALTH			1	100%	1
MEADOWS PARK HEALTH AND REHABILITATION		1			1
KEYS PEDIATRICS PLLC			1	100%	1
Brakeley Park Center		1			1



# COVID-19: testing by laboratory

Data through May 17, 2021 verified as of May 18, 2021 at 09:25 AM

Data in this report are provisional and subject to change.

The numbers in the table below represent the number of Florida and non-Florida residents for whom test results were received by the Department of Health. A person can be tested by more than one laboratory and can have both positive and negative results. **Therefore, the sum of the numbers in each column will be larger than the total number of people tested.**

Reporting lab	Inconclusive	Negative	Positive	Percent positive	Total
MEDEXPRESS URGENT CARE - LINDEN		1			1
FRESENIUS KIDNEY CARE HILLSBOROUGH			1	100%	1
FOCUSED CARE AT ALLENBROOK		1			1
Samaritan Keep Home		1			1
CAREMOUNT MEDICAL PC-CARMEL		1			1
ST. ELIZABETH HEALTHCARE - FLORENCE HOSPITAL			1	100%	1
AMERICAN DRUG TESTING LAB LLC			1	100%	1
PEDIATRIC ASSOCIATES - MIAMI LAKES		1			1
NATIONAL INSTITUTES OF HEALTH CLINICAL CENTER			1	100%	1
WATERS EDGE ELEMENTARY SCHOOL			1	100%	1
GENESIS CARE USA OF FLORIDA, LLC			1	100%	1
GINKGO BIOWORKS INC (CONCENTRIC)		1			1
SJMC PHYSICIAN SERVICES			1	100%	1
Hillside Rehab and Care Center			1	100%	1
TAMPA HEALTH CARE PROVIDERS PA		1			1
COLOMBO'S PHARMACY		1			1
Seacrest Village		1			1
WMC HEALTH GROUP OF KISSIMMEE LLC			1	100%	1
WALGREENS # 11165		1			1
HALEYVILLE HEALTH CARE CENTER		1			1
COMMUNITY MEDICAL CENTER-ORANGE CITY		1			1
BRITTNEY WHELIHAN IRWIN ARNP LLC			1	100%	1
LEHIGH PULMONARY ASSOCIATES			1	100%	1
CELEBRATION HOSPITAL			1	100%	1
CLEVELAND CLINIC FLORIDA LAB			1	100%	1
Brookdale Richmond Place		1			1
FAMILY MEDICINE AT KISSIMMEE		1			1
NEW VISION MEDICAL LABORATORIES			1	100%	1
ALPHA 1 ANTITRYPSIN RESEARCH PROGRAM			1	100%	1
VALLEY VISTA CARE CENTER		1			1
INTEGRATED GENETICS SEQUENOM		1			1
MOREHOUSE COLLEGE STUDENT HEALTH CENTE		1			1
Central Park Healthcare & Rehabilitation Center		1			1
CLINICAL PATHOLOGY LABORATORIES SOUTHEAST INC			1	100%	1
SPECIALTY MOLECULAR - DENVER			1	100%	1
PUBLIX PHARMACY #1122		1			1
Crowne Health Care of Thomasville		1			1
MEDCARE-GARNERS FERRY			1	100%	1
HCL LABORATORIES			1	100%	1
TRADITIONAL MEDICINE CENTER			1	100%	1
Encompass Health Rehab Hosp Alexandria		1			1
SUMMIT COUNTY PUBLIC HEALTH DEPARTMENT			1	100%	1
ACCESS TOTAL CARE			1	100%	1
SUSAN F. WILLIAMS M.D., P.A.			1	100%	1
St. Patrick's Manor		1			1
Kroger - KR070600172		1			1
WATERVIEW HILLS REHABILITATION AND NUR		1			1

# COVID-19: testing by laboratory

Data through May 17, 2021 verified as of May 18, 2021 at 09:25 AM

Data in this report are provisional and subject to change.

The numbers in the table below represent the number of Florida and non-Florida residents for whom test results were received by the Department of Health. A person can be tested by more than one laboratory and can have both positive and negative results. **Therefore, the sum of the numbers in each column will be larger than the total number of people tested.**

Reporting lab	Inconclusive	Negative	Positive	Percent positive	Total
CAPE CORAL HOSPITAL NURSING			1	100%	1
TARRYTOWN PHARMACY			1	100%	1
BARRINGTON TERRACE NAPLES			1	100%	1
DONALSONVILLE HOSPITAL			1	100%	1
CVS IN6536POCT KOKOMO		1			1
REEVES COUNTY HOSPITAL DISTRICT			1	100%	1
DISCOVERY GENOMICS		1			1
LEGACY SPECIALTY PHARMACY CORP			1	100%	1
SUMMIT LABORATORY			1	100%	1
MOBILE INFIRMARY MEDICAL CENTER			1	100%	1
Kroger 379 - The Little Clinic Stony Brook		1			1
ORANGETOWN PEDIATRICS ASSOCIATES		1			1
OPCO LLC LEGACY NURSING AND REHABILITA		1			1
Pontotoc Health and Rehab		1			1
PINNACLE PAIN CENTER PS DBA LYNX HEALTHCARE		1			1
WVU MEDICINE AT SUNCREST TOWNE CENTRE			1	100%	1
RESTORE MEDICAL PARTNERS PLLC			1	100%	1
UNIVERISTY HOSPITAL			1	100%	1
HAVASU REGIONAL MEDICAL CENTER			1	100%	1
HILLSBORO MEDICAL CENTER MAIN LABORATO		1			1
Meadow Lakes		1			1
DOMINION DIAGNOSTICS			1	100%	1
CARESPOT - MIAMI GARDENS			1	100%	1
GALESBURG COTTAGE HOSPITAL LABORATORY			1	100%	1
SPEARE MEMORIAL HOSPITAL			1	100%	1
DIAGNOSTIC GROUP INTEGRATED HEALTHCARE			1	100%	1
LAKESIDE MEDICAL CENTER		1			1
LAKESIDE MEDICAL CENTER			1	100%	1
ADVENTHEALTH MEDICAL GROUP SENIOR HEALTH AT			1	100%	1
PERFECT HEALTH URGENT CARE AND MEDICAL		1			1
UNITED HEALTHCARE			1	100%	1
Kroger 347 - The Little Clinic Tates Creek		1			1
BRUNSWICK HEALTH AND REHABILITATION CE		1			1
Springdale Village		1			1
BRUSHY CREEK FAMILY HOSPITAL			1	100%	1
DODGE COUNTY HOSPITAL LABORATORY		1			1
FRESENIUS KIDNEY CARE OCALA			1	100%	1
PM PEDIATRICS OF VIRGINIA			1	100%	1
MARTIN MEMORIAL MEDICENTER			1	100%	1
BRIGHAM YOUNG UNIV STUDENT HEALTH CTR			1	100%	1
HONEY BROOK MED INVESTORS LTD/DBA		1			1
NEVADA RURAL HOUSING AUTHORITY			1	100%	1
ENCOMPASS HEALTH REHAB HOSP NEW ENGLAND		1			1
CENTRAL FLORIDA ADULT MEDICINE		1			1
Waters of Covington		1			1
WORKCARE, INC GLOBALFOUNDRIES			1	100%	1
NORTH SHORE HEMATOLOGY-ONCOLOGY ASSOCIATES PC		1			1

# COVID-19: testing by laboratory

Data through May 17, 2021 verified as of May 18, 2021 at 09:25 AM

Data in this report are provisional and subject to change.

The numbers in the table below represent the number of Florida and non-Florida residents for whom test results were received by the Department of Health. A person can be tested by more than one laboratory and can have both positive and negative results. **Therefore, the sum of the numbers in each column will be larger than the total number of people tested.**

Reporting lab	Inconclusive	Negative	Positive	Percent positive	Total
EDWARD HOSPITAL			1	100%	1
Princeton Place			1	100%	1
MEDEXPRESS URGENT CARE - PATRICK STREE			1	100%	1
JASON RHEE, MD		1			1
ANMED HEALTH MEDICAL CENTER			1	100%	1
DIXIE REGIONAL MEDICAL CENTER			1	100%	1
HUGH CHATHAM FAMILY MEDICINE INDEPENDENCE		1			1
PHI LIFE SCIENCES			1	100%	1
NORTH PALM CHIDRENS PHYSICIANS			1	100%	1
SACRED HEART HOSPITAL			1	100%	1
BAYLOR SCOTT AND WHITE MEDICAL CENTER -CENTENTENNIAL			1	100%	1
MIDWEST COVENANT HOME, INC		1			1
STEPHEN G NELSON MD PA			1	100%	1
TEVAPHARM			1	100%	1
CARESOUTH HHA HOLDINGS OF VIRGINIA, LLC			1	100%	1
LP ELIZABETHTON		1			1
GOOD SAMARITAN SOCIETY-FOREST CITY		1			1
BLOOD SYSTEMS LABORATORIES			1	100%	1
THE CHRIST HOSPITAL			1	100%	1
UC TAMiami			1	100%	1
CARROLL UNIVERSITY STUDENT HEALTH CENTER		1			1
HOSPITAL METROPOLITANO SAN GERMAN			1	100%	1
PACE UNIVERSITY HEALTH CARE		1			1
RIVERSIDE COUNTY PUBLIC HEALTH LABORATORY			1	100%	1
OCCUPATIONAL HEALTH CENTER		1			1
JUP Serology SubSection			1	100%	1
SUNCOAST PRIMARY CARE LLC			1	100%	1
ATHENS LIMESTONE HOSPITAL		1			1
ManorCare Health Services/ York South		1			1
BRISTOL CHILDRENS CLINIC			1	100%	1
SENTARA AMBULATORY CARE CLINIC			1	100%	1
DAVIS, CASEY		1			1
Sharon Care Center			1	100%	1
SOUTHEASTERN PATHOLOGY ASSOCIATES			1	100%	1
JACKSBORO URGENT CARE			1	100%	1
LABONE		1			1
Medilodge of Mt. Pleasant		1			1
PREMIER FAMILY AND SPORTS MEDICINE LLC			1	100%	1
PEDIATRIC PARTNERS OF ZEPHYRHILLS PA			1	100%	1
Big River Nursing and Rehab		1			1
BAPTIST MINOR MEDICAL CENTER			1	100%	1
CVS M08595POCT RAYMORE		1			1
URGENT CARE OF KANSAS CITY			1	100%	1
EXAC CARE CROSSVILLE		1			1
Chateau Girardeau			1	100%	1
SOUTH COUNTY MEDICAL CENTER			1	100%	1
HOME AIDE SVC OF EASTERN NY INC D/B/A		1			1

# COVID-19: testing by laboratory

Data through May 17, 2021 verified as of May 18, 2021 at 09:25 AM

Data in this report are provisional and subject to change.

The numbers in the table below represent the number of Florida and non-Florida residents for whom test results were received by the Department of Health. A person can be tested by more than one laboratory and can have both positive and negative results. **Therefore, the sum of the numbers in each column will be larger than the total number of people tested.**

Reporting lab	Inconclusive	Negative	Positive	Percent positive	Total
Urgent Care 24/7 Orlando LLC			1	100%	1
STEELFUSION CLINICAL TOXICOLOGY LABS			1	100%	1
PALM SPRINGS GENERAL HOSPITAL			1	100%	1
C V S / PHARMACY #4396		1			1
KINGWOOD EMERGENCY CENTER			1	100%	1
MT CARMEL NURSING HOME		1			1
WALKING URGENT CARE INC			1	100%	1
ST LUKES HOSPITAL LAB			1	100%	1
LIFE CARE CENTER OF GWINNETT		1			1
OPTI MED PHARMACY		1			1
WAUCONDA CARE		1			1
SALTZER URGENT CARE			1	100%	1
VISTA DEL SOL MED ASSOC		1			1
Bivins Pointe			1	100%	1
ALDEN PHARMACY		1			1
EXPRESS WALK IN MEDICAL CENTER			1	100%	1
OPTIMAL MEDICINE INC		1			1
El Paso Health Care Center			1	100%	1
PUTNAM CO HOSPITAL-D/B/A ASBURY TOWERS		1			1
SYCAMORE MEDICAL CENTER-KETTERING HEALTH NETWORK			1	100%	1
RIVERVIEW HOSPITAL	1				1
ORANGE PEDIATRICS PA			1	100%	1
ATLANTA PLUS URGENT CARE, LLC			1	100%	1
MERRILL GARDENS AT CHAMPIONSGATE			1	100%	1
CVS NY2297002CV NEW YORK			1	100%	1
ABE'S GARDEN/PARK MANOR APARTMENTS		1			1
OMNI HEALTHCARE URGENT CARE			1	100%	1
VIRTUA HEALTH AND REHABILITATION		1			1
Kroger 683 - The Little Clinic Foothills Plaza		1			1
HEALTHCARE AND REHAB OF SANFORD			1	100%	1
TITUS REGIONAL MEDICAL CENTER			1	100%	1
KENT		1			1
POETS WALK SARASOTA			1	100%	1
Mason Health and Rehab		1			1
SHANNON CLARK OD, PA			1	100%	1
ASCARATE DIALYSIS			1	100%	1
CVS M08564POCT INDEPENDENCE		1			1
Kroger 97 - The Little Clinic Hutchinson		1			1
COMMUNITY URGENT CARE PC			1	100%	1
HEALTH DIV OAK RIDGE NATL LABORATORY		1			1
INDIAN RIDGE		1			1
Aspire Physical Recovery Center at Cahaba River		1			1
Kroger - KR003500568			1	100%	1
Bridgeway Care and Rehabilitation Center		1			1
Towne Manor East		1			1
FLAGLER CARE CENTER			1	100%	1
WEST PENSACOLA DIALYSIS CENTER			1	100%	1

# COVID-19: testing by laboratory

Data through May 17, 2021 verified as of May 18, 2021 at 09:25 AM

Data in this report are provisional and subject to change.

The numbers in the table below represent the number of Florida and non-Florida residents for whom test results were received by the Department of Health. A person can be tested by more than one laboratory and can have both positive and negative results. **Therefore, the sum of the numbers in each column will be larger than the total number of people tested.**

Reporting lab	Inconclusive	Negative	Positive	Percent positive	Total
WINTER PARK MEMORIAL HOSPITAL LABORATORY		1			1
Brynwood Health & Rehabilitation Center			1	100%	1
JOHN D. ARCHBOLD MEMORIAL HOSPITAL			1	100%	1
Lakeview Care Center			1	100%	1
bishop rehabilitation and nursing center		1			1
CYPRESS CREEK OUTPATIENT SURGICAL CTR, LLC			1	100%	1
Chatsworth Health Care		1			1
CAREAGE PLASTIC SURGERY			1	100%	1
SHAH			1	100%	1
Ramsey Village		1			1
Imperial Healthcare Centre			1	100%	1
CONWAY - SHERWOOD URGENT CARE			1	100%	1
BLACK SHEEP MEDICAL			1	100%	1
LEXINGTON HOSPITAL CORPORATION			1	100%	1
NORTHSIDE HOSPITAL GWINNETT		1			1
MID FLORIDA COMMUNITY SERVICES			1	100%	1
Kroger 519 - The Little Clinic Staples Mill Road		1			1
Portsmouth Health and Rehab			1	100%	1
MEDEXPRESS URGENT CARE - HAMILTON SQUA		1			1
Kroger 353 - The Little Clinic Harpers Point		1			1
DISCOVERY AT HOME, LLC			1	100%	1
BRONSON METHODIST HOSPITAL			1	100%	1
CHILDREN'S AT SATELLITE BOULEVARD URGE		1			1
GENERATIONS CENTER OF SPENCER		1			1
LABORATORY SERVICES SGHS - CAMDEN		1			1
CARESPOT - LEE VISTA			1	100%	1
MACKINAC STRAITS LONG TERM CARE UNIT		1			1
CFCH - FROSTPROOF			1	100%	1
TANGLEWOOD MANOR		1			1
CENTRAL TX MEDICAL CENTER - LAB			1	100%	1
BMC MAYPORT			1	100%	1
EMERGENCE MEDICINE			1	100%	1
CHESAPEAKE REGIONAL MEDICAL CENTER			1	100%	1
MEDHELP			1	100%	1
APPLECARE BRUNSWICK			1	100%	1
PATIENT FIRST-GENERAL BOOTH			1	100%	1
KID CARE PEDIATRICS PA			1	100%	1
FAMILY MEDICINE AT CELEBRATION		1			1
Villages of St.Peters		1			1
ANDERSON REGIONAL MEDICAL CENTER			1	100%	1
UC SAN DIEGO CENTER FOR ADVANCED LABORATORY MEDICINE			1	100%	1
INNOVATIVE CARE PARTNERS PLLC			1	100%	1
USC VERDUGO HILLS HOSPITAL			1	100%	1
MDS PHARMA SERVICES		1			1
SANTA CLARA VALLEY MEDICAL CENTER			1	100%	1
APEX HOME HEALTHCARE			1	100%	1
AMERICAN MEDICAL RESPONSE - FARMER BRA		1			1

# COVID-19: testing by laboratory

Data through May 17, 2021 verified as of May 18, 2021 at 09:25 AM

Data in this report are provisional and subject to change.

The numbers in the table below represent the number of Florida and non-Florida residents for whom test results were received by the Department of Health. A person can be tested by more than one laboratory and can have both positive and negative results. **Therefore, the sum of the numbers in each column will be larger than the total number of people tested.**

Reporting lab	Inconclusive	Negative	Positive	Percent positive	Total
NFRC CLINICAL LAB			1	100%	1
CENTRAL ALABAMA HEALTH CARE SYSTEM			1	100%	1
MD NOW URGENT CARE			1	100%	1
VOLUSIA MEDICAL CENTER			1	100%	1
Whispering Pines Nursing & Rehabilitation Center		1			1
MCALLEN MEDICAL CENTER			1	100%	1
Kroger 465 - The Little Clinic Oakley		1			1
Eden Meadows		1			1
DR DAN C TRIGG MEMORIAL HOSPITAL		1			1
UW MEDICINE CHU LAB			1	100%	1
KETAMINE HEALTH CENTERS OF WEST PALM BEACH LLC		1			1
INTEGRITY SPINE AND ORTHOPEDICS LLC			1	100%	1
HARBOR OAKS GOLDEN YEARS			1	100%	1
ST JOHN'S MEDICAL CENTER, TETON VILLAGE			1	100%	1
DIVERSICARE OF BIG SPRINGS		1			1
ASSISTED LIVING AT TREZEVANT		1			1
COSTAMED GRUPO MEDICO			1	100%	1
WILLOWBROOKE COURT AT MATTHEWS GLEN		1			1
PRIORITY CARE LLC			1	100%	1
TERRELL URGENT CARE			1	100%	1
BELMONT VILLAGE AT JOHNS CREEK		1			1
GRAND LIVING			1	100%	1
ALLIED PHYSICIANS GROUP		1			1
PALM COAST DRAW STATION/AMERICAN HEALTH ASSOCIATES		1			1
Kroger 368 - The Little Clinic Frankfort West		1			1
YOUR HEALTH PEDIATRICS			1	100%	1
Victory Health and Rehabilitation			1	100%	1
SUMMIT URGENT CARE EAST POINT		1			1
Senior Rehab & Recovery Center at Limestone Health Facility		1			1
THE NEW JEWISH HOME		1			1
CHILDRENS SPECIALIST PEDIATRIC PULMMOLOGY &			1	100%	1
PENSACOLA PATHOLOGY		1			1
MARIANNA DIALYSIS CENTER			1	100%	1
FLAGLER MEDICAL ASSOCIATES PA			1	100%	1
MCR HEALTH VENICE PEDIATRICS			1	100%	1
CRESTVIEW MED CLIN LAB			1	100%	1
MARYLAND DEPARTMENT OF HEALTH AND MENTAL HYGIENE-LABORATORIES			1	100%	1
PIEDMONT NEWTON HOSPITAL		1			1
SOUTHWESTERN VERMONT MEDICAL CENTER			1	100%	1
FLORIDA CLINICAL LABORATORY INC DBA			1	100%	1
PAMC MICRO LAB			1	100%	1
PATHOLOGY		1			1
MAGGY PHARMACY INC		1			1
BROWNSVILLE ADULT AND PEDIATRIC CLINIC			1	100%	1
FAMILY INTERNAL MEDICINE OF CLERMONT			1	100%	1
SANTA MONICA CA-UCLA MC			1	100%	1
SPACE COAST COMMUNITY PHARMACY			1	100%	1

# COVID-19: testing by laboratory

Data through May 17, 2021 verified as of May 18, 2021 at 09:25 AM

Data in this report are provisional and subject to change.

The numbers in the table below represent the number of Florida and non-Florida residents for whom test results were received by the Department of Health. A person can be tested by more than one laboratory and can have both positive and negative results. **Therefore, the sum of the numbers in each column will be larger than the total number of people tested.**

Reporting lab	Inconclusive	Negative	Positive	Percent positive	Total
Lenbrook		1			1
KIDS HEALTH ALLIANCE PA			1	100%	1
EMERGENCY CARE SERVICES LAB AT JFK MEDICAL CENTER			1	100%	1
VERIFY LABS			1	100%	1
ACCESS HEALTH CARE PHYSICIANS, LLC		1			1
COLER REHABILITATION AND NURSING CARE		1			1
ST CATHERINE HOSPITAL LABORATORY			1	100%	1
SKY RIDGE MEDICAL CENTER - MICRO			1	100%	1
SHAMRA MEDICAL LABORATORY			1	100%	1
FIU HEALTH CARE CENTER			1	100%	1
LANCASHIRE HALL NURSING AND REHABILITATION CENTER		1			1
SUPERKIDS PEDIATRICS			1	100%	1
RED HOOK FAMILY PRACTICE		1			1
White River Health Care Center		1			1
MEDCOR INC			1	100%	1
ADVENTHEALTH MEDICAL GROUP INTERNAL MEDICINE AT MILLS			1	100%	1
FASTMED-MILL AVENUE			1	100%	1
Senatobia Healthcare & Rehab		1			1
ALVERNIA UNIVERSITY HEALTH AND WELLNESS CENTER		1			1
OKLAHOMA BLOOD INSTITUTE			1	100%	1
EUGENE T FINAN, MD			1	100%	1
SUMMER PLACE NURSING & REHABILITATION		1			1
O'CONNELL HEALTH CENTER AT ST JOHNS			1	100%	1
FAMILY PHYSICIANS OF WINTER PARK, INC			1	100%	1
SHANDSCAIR FLIGHT PROGRAM			1	100%	1
UF HEALTH THE VILLAGES			1	100%	1
HENRICO DOCTOR'S LABORATORY			1	100%	1
AFTER HOURS CLINIC			1	100%	1
ACCESS MEDICAL GROUP OF TAMPA INC			1	100%	1
BAPTIST HOSPITAL FAMILY MEDICINE &			1	100%	1
NULL			1	100%	1
HEARTLAND KNOLLVIEW MI LLC		1			1
HEBER VALLEY HOSPITAL			1	100%	1
ADVANCED URGENT CARE PLLC		1			1
BEAUMONT HOSPITAL, GROSSE POINTE			1	100%	1
NASONCARE LLC			1	100%	1
SEPULVEDA OUTPATIENT AND NURSING HOME CARE			1	100%	1
ABBOTT LABORATORIES ROSS PRODUCTS			1	100%	1
IVAN, MAYA			1	100%	1
CROWNPOINT HEALTHCARE FACILITY		1			1
LAKE COMMUNITY ACTION AGENCY		1			1
PM PEDIATRICS OF BAYSIDE PLLC - STATEN		1			1
GOOD SAMARITAN SOCIETY - DE SMET		1			1
Crestview Rehabilitation & Skilled Nursing Services		1			1
PATIENT FIRST - NEWTOWN ROAD			1	100%	1
PORTSMOUTH REG. HOSPITAL			1	100%	1
BUENA VENTURA LAKES DIALYSIS			1	100%	1

# COVID-19: testing by laboratory

Data through May 17, 2021 verified as of May 18, 2021 at 09:25 AM

Data in this report are provisional and subject to change.

The numbers in the table below represent the number of Florida and non-Florida residents for whom test results were received by the Department of Health. A person can be tested by more than one laboratory and can have both positive and negative results. **Therefore, the sum of the numbers in each column will be larger than the total number of people tested.**

Reporting lab	Inconclusive	Negative	Positive	Percent positive	Total
CARDIOLOGY AND FITNESS MEDICINE		1			1
CENTRAL FLORIDA MEDICAL CARE			1	100%	1
ALL PEDIATRIC CARE PA			1	100%	1
PARK AVENUE MEDICAL PROFESSIONALS		1			1
Montgomery Place		1			1
COVENANT HEALTH		1			1
HEALTHALLIANCE HOSPITAL LABORATORY		1			1
EASTSIDE URGENT CARE			1	100%	1
CAROMONT HEALTH			1	100%	1
NORTON HOSPITAL			1	100%	1
URGENT CARE 24/7 TAMPA			1	100%	1
SWIFTCARE URGENT CARE, PLLC			1	100%	1
Elderwood at Williamsville		1			1
WASHINGTON CENTER FOR REHABILITATION A		1			1
HAWAII DEPARTMENT OF HEALTH LAB			1	100%	1
AMALIA'S COMMUNITY CLINIC, CORP			1	100%	1
Elderwood at Lockport		1			1
HOUSTON DEPARTMENT OF HEALTH AND HUMAN SERVICES			1	100%	1
Livingston County Center for Nursing and Rehabilitation		1			1
CONVENIENT MEDICAL AND HEALTH SERVICES			1	100%	1
ROSE HAVEN NURSING CENTER		1			1
Kroger 447 - The Little Clinic Lebanon		1			1
Vi at Aventura		1			1
ST JUDE CARE CENTER		1			1
UNITYPOINT HEALTH TRINITY			1	100%	1
CARENOW-MONTGOMERY			1	100%	1
Avera Sr. James Care Center		1			1
SIPERSTEIN DERMATOLOGY LLC			1	100%	1
CHC SOUTHWEST FLORIDA LAB-LIVE			1	100%	1
SUNCOAST RESEARCH GROUP LLC			1	100%	1
GUIDEWELL SANITAS			1	100%	1
COLUMBIA CREST CARE & RAHAB		1			1
Linley Park Rehabilitation & Healthcare Center		1			1
St. Anne Home		1			1
CLEVELAND CLINIC AKRON GENERAL			1	100%	1
Lemont Nursing and Rehab Center			1	100%	1
TWIN			1	100%	1
SCRIPTS PLUS INC DBA THE MEDICINE SHOP		1			1
RAYMOND F CARON MD			1	100%	1
BROOKDALE AVONDALE (BU 04360)			1	100%	1
WINCHESTER URGENT CARE, PC		1			1
CASS LAKE PHS INDIAN HOSPITAL		1			1
PARK AVENUE DERMATOLOGY NORTH			1	100%	1
WESLEY MEDICAL CENTER			1	100%	1
SAINT AGNES MEDICAL CENTER			1	100%	1
COMMUNITY MEDICAL CARE			1	100%	1
PALMETTO PRIMARY CARE PHYSICIANS			1	100%	1



# COVID-19: testing by laboratory

Data through May 17, 2021 verified as of May 18, 2021 at 09:25 AM

Data in this report are provisional and subject to change.

The numbers in the table below represent the number of Florida and non-Florida residents for whom test results were received by the Department of Health. A person can be tested by more than one laboratory and can have both positive and negative results. **Therefore, the sum of the numbers in each column will be larger than the total number of people tested.**

Reporting lab	Inconclusive	Negative	Positive	Percent positive	Total
WITHHEALTH, INC		1			1
CARLTON SHORES HEALTH AND REHABILITATION CENTER			1	100%	1
MORNINGSIDE NURSING AND REHABILITATION		1			1
Kroger 825 - The Little Clinic Dorothy Lane		1			1
Metairie Healthcare Center			1	100%	1
CAREATC - WISCONSIN PIPE-FITTERS			1	100%	1
GREYSTONE HOME HEALTH OF GREATER ORLANDO LLC		1			1
ARNOLD PALMER HOSPITAL LAB POCT		1			1
BASCOM PALMER-MICRO LAB			1	100%	1
PRINCIPLE DIAGNOSTICS LLC			1	100%	1
ST JOHN'S HOME CARE			1	100%	1
DEPARTMENT OF HEALTH SERVICES			1	100%	1
BRIDGEWATER PARK ASSISTED LIVING LLC			1	100%	1
VIRGINIA CVS PHARMACY, LLC DBA CVS/PHARMACY #1884		1			1
OHIO VALLEY MANOR NURSING &		1			1
PINEVILLE PHARMACY			1	100%	1
MEDPOST URGENT CARE - CIBOLO			1	100%	1
RAMBAM URGENT CARE			1	100%	1
JAMES A HENRY MD LLC			1	100%	1
Kroger 433 - The Little Clinic Atoka		1			1
CVS MA6466POCT SWANSEA		1			1
NF Escambia, LLC DBA Olive BranchHealth and Rehabilitaion Center			1	100%	1
Newton Wellesley Center for Alzheimer's Care		1			1
MOUNT SINAI MEDICAL CENTER OF FLORIDA INC			1	100%	1
LOUNDY		1			1
LINCOLN COUNTY MEDICAL CENTER		1			1
Arlington Health and Rehabilitation		1			1
ADVANCED CARDIOVASCULAR DIAGNOSTICS OF FL			1	100%	1
AUGUSTA HEALTH SD			1	100%	1
DILELLA			1	100%	1
QUICK FAMILY URGENT CARE LLC			1	100%	1
FRONT PORCH PEDIATRICS PLLC			1	100%	1
ACUPATH LABORATORIES INC			1	100%	1
FLORIDA MEDICAL CLINIC PA GI			1	100%	1
LAKEVIEW REGIONAL HOSPITAL			1	100%	1
VA ST LOUIS HEALTH CARE SYSTEM			1	100%	1
ALLIANCE MD DIRECT PRIMARY CARE			1	100%	1
MEDICAL SPECIALISTS OF THE PALM BEACHES INC			1	100%	1
BETHESDA ON TURKEY CREEK			1	100%	1
ROBERT TAYLOR COMMUNITY COMPLEX			1	100%	1
PIONEER CLINICAL RESEARCH LLC			1	100%	1
CROSS CREEK HEALTH CARE		1			1
NHC HealthCare St. Charles		1			1
HARBOR HOSPITAL			1	100%	1
BUFFALO VAMC			1	100%	1
SKYRIDGE CLINICAL ASSOCIATES		1			1
CLERMONT HEALTH DEPARTMENT			1	100%	1

# COVID-19: testing by laboratory

Data through May 17, 2021 verified as of May 18, 2021 at 09:25 AM

Data in this report are provisional and subject to change.

The numbers in the table below represent the number of Florida and non-Florida residents for whom test results were received by the Department of Health. A person can be tested by more than one laboratory and can have both positive and negative results. **Therefore, the sum of the numbers in each column will be larger than the total number of people tested.**

Reporting lab	Inconclusive	Negative	Positive	Percent positive	Total
NORTHERN LIGHT CHARLES A DEAN HOSPITAL			1	100%	1
ST LUKE LUTHERAN HOME		1			1
ARTIS SENIOR LIVING OF DAVIE, LLC		1			1
MISSOURI DEPT. OF HEALTH			1	100%	1
CAPSTONE REHABILITATION AND HEALTHCARE		1			1
HEALTH PARTNERS LLC		1			1
WESTMORELAND REGIONAL HOSPITAL			1	100%	1
SOUTHERN WINDS			1	100%	1
DAYTONA BEACH DIALYSIS			1	100%	1
Kroger 49 - The Little Clinic Wichita - 21st St.			1	100%	1
MIL LAKE HEALTHCARE CENTER INC PEDIATRICS			1	100%	1
BIOMAT ORLANDO		1			1
MEMORIAL URGENT CARE CENTER -			1	100%	1
MEDTOWN PHARMACY			1	100%	1
BAPTIST HEALTH ASI			1	100%	1
Wildwood Healthcare		1			1
Ideal Senior Living Center		1			1
WELLMED AT LONGWOOD			1	100%	1
CHI ST VINCENT LITTLE ROCK DIAGNOSTIC CLINIC			1	100%	1
AFFILIATED LABORATORIES INC			1	100%	1
VA Central Western Massachusetts HCS		1			1
NEXTCARE NIFONG			1	100%	1
CARESTAT HOSPICE SERVICES			1	100%	1
UNIVERSITY OF NORTH CAROLINA HOSPITALS			1	100%	1
SHARP GROSSMONT HOSPITAL LABORATORY			1	100%	1
PRISMA HEALTH TUOMEY LABORATORY			1	100%	1
SOLARIS HEALTHCARE PLANT CITY		1			1
STORMONT VAIL HOSPITAL			1	100%	1
Kroger 767 - The Little Clinic Beaumont		1			1
TITUSVILLE REHABILITATION AND NURSING CENTER		1			1
HEALTH AND HOPE CLINIC INC			1	100%	1
FAMILY FIRST WELLNESS		1			1
PHOENIX PROGRAMS OF FLORIDA INC		1			1
THOMAS HOSPITAL			1	100%	1
ESOTERIC LAB			1	100%	1
ST ROSE DOMINICAN HOSPITAL LAB-ROSE DE LIMA CAMPUS			1	100%	1
USF PHYSICIANS GROUP			1	100%	1
WEST PALM BEACH PHARMACEUTICALS LLC			1	100%	1
MEDICAL CITY NORTH HILLS			1	100%	1
ACCESS FAMILY CARE LLC			1	100%	1
UT HEALTH RIO GRANDE VALLEY PRIMARY CARE AT			1	100%	1
THEDACARE FAMILY MEDICINE GATEWAY			1	100%	1
HEALTHCARECLINICS			1	100%	1
Schenectady Center for Rehabilitation & Nursing		1			1
Michigan Masonic Home		1			1
EAST TENNESSEE STATE UNIVERSITY		1			1
sunrise terrace nursing and rehab center		1			1

# COVID-19: testing by laboratory

Data through May 17, 2021 verified as of May 18, 2021 at 09:25 AM

Data in this report are provisional and subject to change.

The numbers in the table below represent the number of Florida and non-Florida residents for whom test results were received by the Department of Health. A person can be tested by more than one laboratory and can have both positive and negative results. **Therefore, the sum of the numbers in each column will be larger than the total number of people tested.**

Reporting lab	Inconclusive	Negative	Positive	Percent positive	Total
BROCK HUGHES MEDICAL CENTER			1	100%	1
COMMUNITY HOSPITALS INDIANAPOLIS			1	100%	1
Terrace Glen Village		1			1
CLINICAL TRIALS OF TAMPA LLC		1			1
REGENTS PARK OF JACKSONVILLE			1	100%	1
MEDEXPRESS URGENT CARE - UNIONTOWN		1			1
CONCIERGE IV NUTRITION			1	100%	1
WALK IN FAMILY MEDICINE CENTER			1	100%	1
PM PEDIATRICS OF BAYSIDE, PLLC		1			1
DAUGHTERS OF SARAH NURSING CENTER		1			1
VCU HEALTH SYSTEM AUTHORITY - MCV HOSPITALS			1	100%	1
Creekside Center for Rehabilitation and Healing		1			1
DIRECT PRIMARY CARE OF BURLESON			1	100%	1
ADVANCED DIALYSIS CENTER OF FORT LAUDERDALE			1	100%	1
Towne Manor West		1			1
BOND COUNTY HEALTH DEPARTMENT			1	100%	1
DIMMIT REGIONAL HOSPITAL			1	100%	1
NAVAL BRANCH HEALTH CLINIC			1	100%	1
CARESPOT EXPRESS HEALTHCARE BOYNTON BEACH			1	100%	1
CHATEAU TERREBONNE HEALTH CARE		1			1
SACRED HEART HEALTH SYSTEM- MIDWIFE PROGRAM			1	100%	1
SOUTHWEST FLORIDA DIVISION LAB			1	100%	1
NEW YORK PRESBYTERIAN HOSPITAL			1	100%	1
SUN DISCOUNT PHARMACY			1	100%	1
Shoreline Care Center			1	100%	1
VA Tennessee Valley HCS-Nashville Campus			1	100%	1
FRANKLIN CBOC			1	100%	1
Mercy Manor Transition Center			1	100%	1
ACCESS TOTAL CARE - PORTLAND			1	100%	1
STATE OF ALASKA			1	100%	1
MEDOR/ACC SYNCHRONY			1	100%	1
Strasburg Care Center		1			1
Florence Home		1			1
EVERGREEN NURSING HOME		1			1
BOCA MEDICAL CARE			1	100%	1
MINUTE CLINIC DIAGNOSTIC PA			1	100%	1
DOCTORS HEARING			1	100%	1
STEVEN J VALENTINO, DO PC		1			1
RIVIERA BEACH HEALTH CENTER LAB			1	100%	1
ELKHART GENERAL HOSPITAL			1	100%	1
BMC/NASSAU			1	100%	1
Alexandria Place		1			1
SELF REGIONAL HEALTHCARE			1	100%	1
PHYSICIANS ASSOCIATES			1	100%	1
RAPID CITY REGIONAL HOSPITAL -579 ATTN. LABORATORY		1			1
EDEN HEALTH NOMAD LAB		1			1
CHILTON URGENT CARE			1	100%	1

# COVID-19: testing by laboratory

Data through May 17, 2021 verified as of May 18, 2021 at 09:25 AM

Data in this report are provisional and subject to change.

The numbers in the table below represent the number of Florida and non-Florida residents for whom test results were received by the Department of Health. A person can be tested by more than one laboratory and can have both positive and negative results. **Therefore, the sum of the numbers in each column will be larger than the total number of people tested.**

Reporting lab	Inconclusive	Negative	Positive	Percent positive	Total
PALACE CARE AND REHAB		1			1
PLANT CITY FIRE RESCUE		1			1
COMMONWEALTH OF VIRGINIA DIVISION OF CONSOLIDATED LABORATORY SERVICES			1	100%	1
DW MCMILLAN MEMORIAL HOSPITAL LABORATORY			1	100%	1
NHC Chattanooga			1	100%	1
FAIRLAWN REHABILITATION HOSPITAL		1			1
WMC HEALTH GROUP INC			1	100%	1
ST. PETERSBURG PEDIATRICS-SEMINOLE			1	100%	1
MEMORIALCARE LONG BEACH MEDICAL CENTER			1	100%	1
METROWEST MEDICAL CENTER - FRAMINGHAM			1	100%	1
NOVANT HEALTH GOHEALTH URGENT CARE			1	100%	1
MOBILE MEDICAL CLINIC			1	100%	1
SPELMAN COLLEGE DEPT OF HEALTH SERVICE		1			1
COVENANT HOSPITAL HOBBS D/B/A COVENANT		1			1
FELD ENTERTAINMENT			1	100%	1
Redwood Springs Healthcare			1	100%	1
WELLSTAR KENNESAW MEDICAL CENTER		1			1
Kroger 410 - The Little Clinic Trinity		1			1
ORMOND BEACH DIALYSIS			1	100%	1
FLORIDA HOSPITAL ORMOND BEACH			1	100%	1
ENT & ALLERGY ASSOCIATES, LLP - SLEEPY HOLLOW (ABBOTT)		1			1
CAPITAL DISTRICT PSYCHIATRIC CENTER		1			1
MY URGENT CARE CLINIC			1	100%	1
CHILDREN'S HOSPITAL OF CHICAGO			1	100%	1
PALM BEACH COUNTY HEALTH DEPT.			1	100%	1
BISHOP KEARNEY		1			1
QUINCY DIALYSIS			1	100%	1
CLIFTON SPRINGS		1			1
BAPTIST HEALTH FLOYD			1	100%	1
ELEMENTS PHARMACY			1	100%	1
MARION GENERAL HOSPITAL			1	100%	1
MERCY HOME		1			1
LIFECARE MEDICAL CENTER			1	100%	1
PROVIDENCE ST. PATRICK HOSPITAL			1	100%	1
PUBLIX PHARMACY #1488		1			1
Lopatcong Center		1			1
West Bay of Tampa Center			1	100%	1
Eddy Memorial Geriatric Center		1			1
CORPUS CHRISTI MEDICAL CENTER			1	100%	1
SALUDA NURSING CENTER		1			1
MD TOX LABORATORY			1	100%	1
OASIS FAMILY RESORT IN THE SPRINGS LLC		1			1
NATION'S BEST CARE HOME HEALTH			1	100%	1
FAMILY MEDICAL CENTRE			1	100%	1
AURORA HEALTH CARE METRO INC			1	100%	1
SUMMERLIN MEDICAL CENTRE			1	100%	1
CARENOW MIDTOWN			1	100%	1

# COVID-19: testing by laboratory

Data through May 17, 2021 verified as of May 18, 2021 at 09:25 AM

Data in this report are provisional and subject to change.

The numbers in the table below represent the number of Florida and non-Florida residents for whom test results were received by the Department of Health. A person can be tested by more than one laboratory and can have both positive and negative results. **Therefore, the sum of the numbers in each column will be larger than the total number of people tested.**

Reporting lab	Inconclusive	Negative	Positive	Percent positive	Total
HALIFAX HEALTH PRIMARY CARE			1	100%	1
RIVERSIDE REGIONAL MED CENTER			1	100%	1
LABTEST LLC LABTEST DIAGNOSTICS			1	100%	1
FRESENIUS KIDNEY CARE OF CLERMONT WEST			1	100%	1
EMBASSY LAKES ARTIFICIAL KIDNEY CENTER			1	100%	1
SEMA4			1	100%	1
CHI ST. LUKE'S HEALTH BCM MEDICAL CENTER			1	100%	1
HOSPITALS OF PROVIDENCE TRANSMOUNTAIN CAMPUS, THE			1	100%	1
BAYSTATE REFERENCE LABORATORY			1	100%	1
SUNRISE HOSPITAL & MEDICAL CENTER-POC TESTING LAB			1	100%	1
PATHLAB SERVICES			1	100%	1
CHILDREN'S CLINIC			1	100%	1
TUNIS STREET GROUP HOME		1			1
USA Healthcare LTC, LLC - Folsom Center for Rehabilitation & Healthca		1			1
MALUHIA		1			1
Sarah A. Todd Memorial Home		1			1
Trucare Living Centers - Columbus		1			1
BUREAU COUNTY HEALTH DEPT			1	100%	1
VERMONT DEPT OF HEALTH LABORATORY			1	100%	1
SEASONS HOSPICE AND PALLIATIVE CARE OF			1	100%	1
ANSWERS RESOURCE FACILITY		1			1
PANCARE HEALTH - NORTHSIDE ELEMENTARY			1	100%	1
<b>Total</b>	<b>108,372</b>	<b>20,544,098</b>	<b>2,974,422</b>	<b>13%</b>	<b>23,626,892</b>