

COVID-19: summary of cases and monitoring

Data through May 20, 2021 verified as of May 21, 2021 at 09:25 AM

Data in this report are provisional and subject to change.

Cases: people with positive PCR or antigen test result

Total cases	2,304,860
Florida residents	2,261,813
Non-Florida residents	43,047
Type of testing	
Florida residents	2,261,813
Positive by BPHL/CDC	82,685
Positive by commercial/hospital lab	2,179,128
PCR positive	1,800,440
Antigen positive	461,373
Non-Florida residents	43,047
Positive by BPHL/CDC	1,032
Positive by commercial/hospital lab	42,015
PCR positive	29,304
Antigen positive	13,743
Characteristics	
Florida residents hospitalized	93,965
Florida resident deaths	36,441
Non-Florida resident deaths	731

Hospitalized counts include anyone who was hospitalized at some point during their illness. It does not reflect the number of people currently hospitalized.

More information on deaths identified through death certificate data is available on the National Center for Health Statistics website at www.cdc.gov/nchs/nvss/vsrr/COVID19/index.htm.

Cases: people with positive PCR or antigen test result

Risk factors for Florida residents

Traveled	18,210
Contact with a known case	908,689
Traveled and contact with a known case	24,607
Neither	1,310,307
No travel and no contact	275,854
Travel is unknown	731,691
Contact is unknown	504,003
Contact is pending	460,649

Travel can be unknown and contact can be unknown or pending for the same case, these numbers will sum to more than the "neither" total.

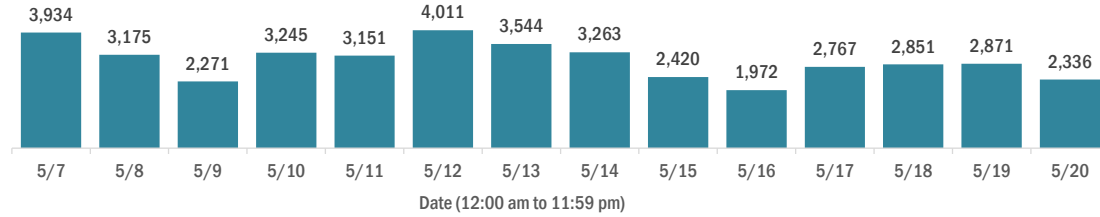
COVID-19: summary of laboratory testing

Data through May 20, 2021 verified as of May 21, 2021 at 09:25 AM

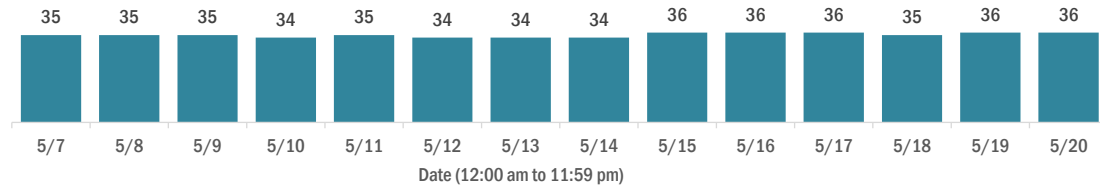
Data in this report are provisional and subject to change.

Cases in Florida residents per day for the past 2 weeks

Number of cases per day



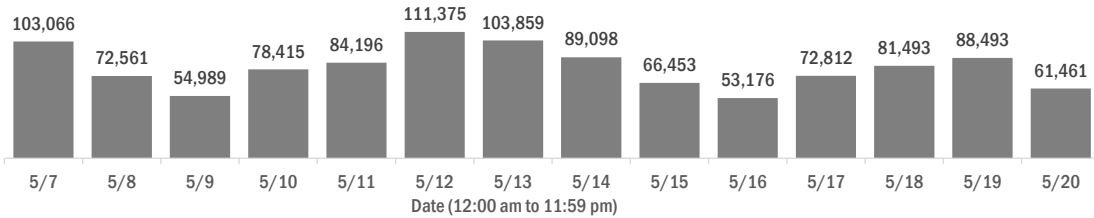
Median age of cases by day



Laboratory testing for Florida residents over the past 2 weeks

Number of Florida residents tested per day

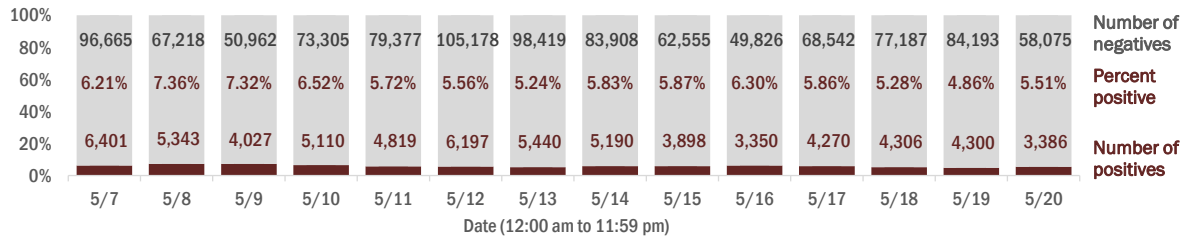
These counts include the number of people for whom the Department received PCR or antigen laboratory results by day. People tested on multiple days will be included for each day a new result was received. A person is only counted once for each day they are tested, regardless of whether multiple specimens are tested or multiple results are received.



Number and percent of Florida residents with positive test results

The percent of positive results ranged from 4.86% to 7.36% over the past 2 weeks and was 5.51% yesterday.

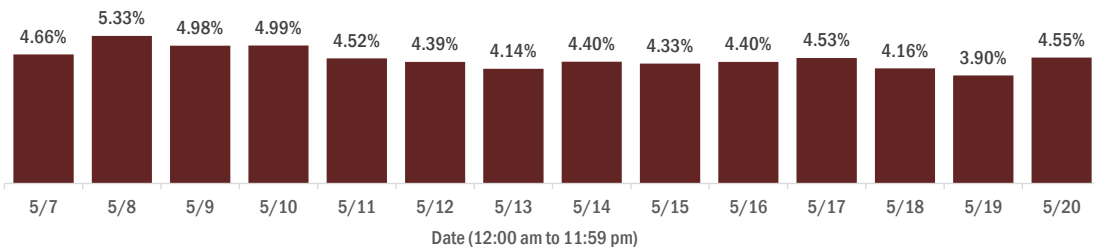
These counts include the number of people for whom the Department received PCR or antigen laboratory results by day. People tested on multiple days will be included for each day a new result was received. A person is only counted once for each day they are tested, regardless of whether multiple specimens are tested or multiple results are received. If a person has a positive specimen and a negative specimen in the same day, only the positive result is counted.



Percent positivity for new cases in Florida residents

The percent of positive results ranged from 3.90% to 5.33% over the past 2 weeks and was 4.55% yesterday.

This percent is the number of people who test PCR- or antigen-positive for the first time divided by all the people tested that day, excluding people who have previously tested positive.



COVID-19: characteristics of 2,261,813 Florida resident cases

Data through May 20, 2021 verified as of May 21, 2021 at 09:25 AM

Data in this report are provisional and subject to change.

Age group	Cases		Hospitalizations		Deaths	
0-4 years	48,800	2%	647	1%	2	0%
5-14 years	152,719	7%	650	1%	5	0%
15-24 years	353,974	16%	2,405	3%	53	0%
25-34 years	397,844	18%	4,735	5%	218	1%
35-44 years	353,707	16%	7,040	7%	594	2%
45-54 years	342,834	15%	10,875	12%	1,481	4%
55-64 years	292,529	13%	16,270	17%	4,093	11%
65-74 years	176,349	8%	19,431	21%	7,799	21%
75-84 years	96,527	4%	19,197	20%	10,999	30%
85+ years	44,823	2%	12,706	14%	11,197	31%
Unknown	1,707	0%	9	0%	0	0%
Total	2,261,813		93,965		36,441	

Gender	Cases	
Female	1,183,059	52%
Male	1,058,355	47%
Unknown	20,399	1%
Total	2,261,813	

Ethnicity	Cases		Hospitalizations		Deaths	
Hispanic	738,298	33%	23,884	25%	8,571	24%
Non-Hispanic	1,115,136	49%	65,882	70%	25,620	70%
Unknown	408,379	18%	4,199	4%	2,250	6%
Total	2,261,813		93,965		36,441	

Race and ethnicity	Cases		Hospitalizations		Deaths	
White	1,294,161	57%	61,722	66%	26,651	73%
Hispanic	491,314	22%	17,070	18%	6,841	19%
Non-Hispanic	711,825	31%	42,893	46%	18,670	51%
Unknown	91,022	4%	1,759	2%	1,140	3%
Black	301,518	13%	19,548	21%	5,888	16%
Hispanic	18,055	1%	848	1%	242	1%
Non-Hispanic	261,083	12%	18,321	19%	5,468	15%
Unknown	22,380	1%	379	0%	178	0%
Other race	355,198	16%	10,336	11%	2,904	8%
Hispanic	178,729	8%	5,458	6%	1,301	4%
Non-Hispanic	122,820	5%	4,403	5%	1,376	4%
Unknown	53,649	2%	475	1%	227	1%
Unknown race	310,936	14%	2,359	3%	998	3%
Hispanic	50,200	2%	508	1%	187	1%
Non-Hispanic	19,408	1%	265	0%	106	0%
Unknown	241,328	11%	1,586	2%	705	2%
Total	2,261,813		93,965		36,441	

Hospitalization counts include anyone who was hospitalized at some point during their illness. It does not reflect the number of people currently hospitalized. **Other race** includes any person with a race of American Indian/Alaskan native, Asian, native Hawaiian/Pacific Islander, or other.

COVID-19: deaths in Florida residents and staff of long-term care facilities

Data through May 20, 2021 verified as of May 21, 2021 at 09:25 AM

Data in this report are provisional and subject to change.

For current cases in residents or staff of long-term care facilities, please visit: <https://floridahealthcovid19.gov/>

County	Deaths	County	Deaths	County	Deaths
Palm Beach	1085	Okaloosa	167	Madison	20
Dade	1024	Hernando	163	Calhoun	18
Pinellas	910	Osceola	143	Flagler	17
Broward	716	Charlotte	138	Gulf	17
Hillsborough	595	Indian River	125	Wakulla	16
Duval	458	Clay	123	Bradford	14
Polk	437	Leon	102	Washington	13
Brevard	417	Highlands	100	Baker	12
Orange	409	Bay	94	Holmes	12
Sarasota	403	Jackson	89	Jefferson	12
Lee	349	St. Johns	89	Gadsden	10
Marion	338	Alachua	82	Lafayette	10
Volusia	304	Santa Rosa	82	Franklin	9
Escambia	288	Suwannee	60	Levy	7
St. Lucie	248	Columbia	52	Desoto	6
Seminole	237	Putnam	45	Dixie	5
Lake	228	Sumter	44	Monroe	5
Pasco	228	Nassau	34	Taylor	3
Collier	197	Walton	30	Hardee	2
Manatee	194	Hendry	29	Hamilton	1
Citrus	179	Okeechobee	24	Liberty	1
Martin	173	Gilchrist	21	Total	11,463

Note: cases are summarized by the county of usual residence. Residents and staff may be cases associated with facilities that are not in their county of usual residence, resulting in cases being included below for counties that do not have facilities with known cases.

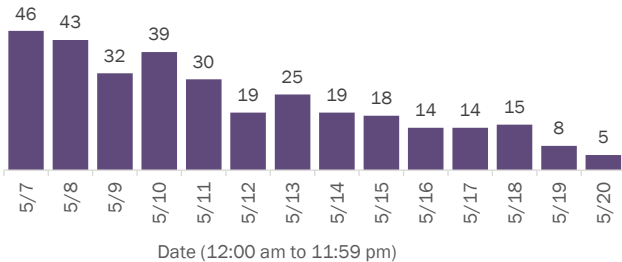
COVID-19: cases in Florida residents who have died

Data through May 20, 2021 verified as of May 21, 2021 at 09:25 AM

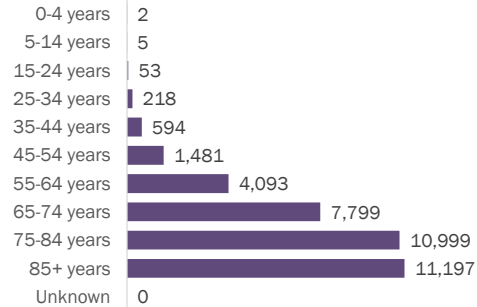
Data in this report are provisional and subject to change.

Demographics for all identified COVID-19 deaths: 36,441

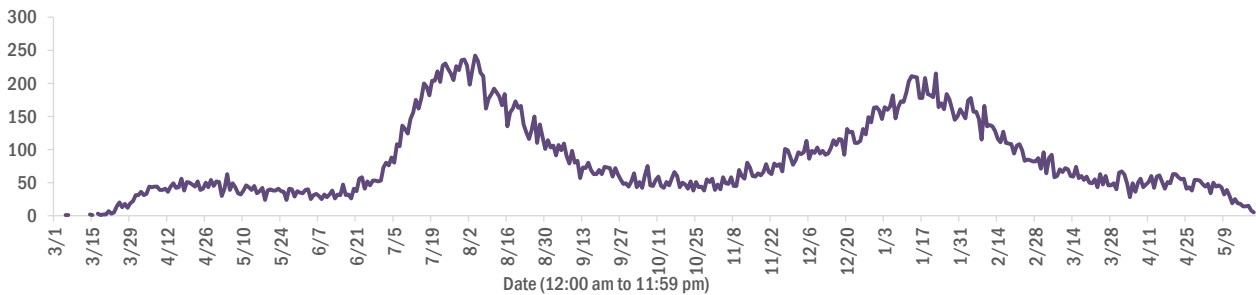
Deaths by date of death for the past 2 weeks



Deaths by age group



Deaths by date of death since March 2020



Age group	Deaths	Cases	Case fatality rate	Mortality rate per 100,000 population
0-4 years	2	48,800	0.0%	0.2
5-14 years	5	152,719	0.0%	0.2
15-24 years	53	353,974	0.0%	2.1
25-34 years	218	397,844	0.1%	7.7
35-44 years	594	353,707	0.2%	22.8
45-54 years	1,481	342,834	0.4%	53.1
55-64 years	4,093	292,529	1.4%	141.5
65-74 years	7,799	176,349	4.4%	321.4
75-84 years	10,999	96,527	11.4%	783.3
85+ years	11,197	44,823	25.0%	1938.8
Unknown	0	1,707	0.0%	
Total	36,441	2,261,813	1.6%	168.7

Race	Deaths	Cases	Case fatality rate	Mortality rate per 100,000 population
White	26,651	1,294,161	2.1%	159.6
Black	5,888	301,518	2.0%	161.0
Other	2,904	355,198	0.8%	233.4
Unknown	998	310,936	0.3%	
Total	36,441	2,261,813	1.6%	168.7

Gender	Deaths	Cases	Case fatality rate	Mortality rate per 100,000 population
Male	20,420	1,058,355	1.9%	193.4
Female	16,021	1,183,059	1.4%	145.1
Unknown	0	20,399	0.0%	
Total	36,441	2,261,813	1.6%	168.7

Ethnicity	Deaths	Cases	Case fatality rate	Mortality rate per 100,000 population
Hispanic	8,571	738,298	1.2%	150.9
Non-Hispanic	25,620	1,115,136	2.3%	160.9
Unknown	2,250	408,379	0.6%	
Total	36,441	2,261,813	1.6%	168.7

COVID-19: characteristics of 2,261,813 cases

Data through May 20, 2021 verified as of May 21, 2021 at 09:25 AM

Data in this report are provisional and subject to change.

Tables below include cases in Florida residents and non-Florida residents.

All 67 Florida counties have cases:

County	FL resident cases	Non-FL resident cases	Total cases	FL resident deaths	FL death rate
Dade	490,684	6,687	497,371	6,363	1.3%
Broward	240,094	2,951	243,045	3,045	1.3%
Palm Beach	144,747	2,661	147,408	2,845	2.0%
Orange	139,101	2,274	141,375	1,291	0.9%
Hillsborough	140,128	1,202	141,330	1,798	1.3%
Duval	98,201	1,626	99,827	1,472	1.5%
Pinellas	78,905	1,993	80,898	1,655	2.1%
Lee	70,524	2,330	72,854	995	1.4%
Polk	69,805	496	70,301	1,360	1.9%
Osceola	44,850	813	45,663	520	1.2%
Volusia	43,606	772	44,378	834	1.9%
Brevard	41,825	740	42,565	889	2.1%
Pasco	42,034	357	42,391	778	1.9%
Manatee	38,628	886	39,514	683	1.8%
Collier	35,308	1,407	36,715	542	1.5%
Escambia	32,761	3,693	36,454	698	2.1%
Seminole	34,663	264	34,927	509	1.5%
Sarasota	31,805	1,590	33,395	834	2.6%
Leon	31,609	938	32,547	327	1.0%
Marion	31,485	169	31,654	982	3.1%
Lake	30,072	550	30,622	646	2.1%
St. Lucie	26,903	200	27,103	644	2.4%
Alachua	24,916	315	25,231	281	1.1%
St. Johns	22,756	312	23,068	220	1.0%
Okaloosa	20,537	235	20,772	366	1.8%
Bay	19,641	823	20,464	393	2.0%
Clay	19,011	53	19,064	344	1.8%
Santa Rosa	18,167	261	18,428	291	1.6%
Hernando	14,265	110	14,375	480	3.4%
Charlotte	13,020	217	13,237	428	3.3%
Indian River	12,623	110	12,733	304	2.4%
Martin	12,336	242	12,578	328	2.7%
Citrus	11,178	99	11,277	459	4.1%
Sumter	9,321	110	9,431	279	3.0%
Highlands	8,610	97	8,707	365	4.2%

County	FL resident cases	Non-FL resident cases	Total cases	FL resident deaths	FL death rate
Nassau	8,081	450	8,531	126	1.6%
Columbia	8,168	45	8,213	169	2.1%
Walton	6,988	883	7,871	88	1.3%
Flagler	7,325	101	7,426	110	1.5%
Monroe	6,652	406	7,058	50	0.8%
Putnam	6,606	24	6,630	154	2.3%
Jackson	6,196	72	6,268	158	2.6%
Gadsden	5,728	17	5,745	99	1.7%
Suwannee	5,345	29	5,374	138	2.6%
Hendry	4,804	17	4,821	85	1.8%
Desoto	4,365	28	4,393	95	2.2%
Okeechobee	4,052	54	4,106	89	2.2%
Baker	3,509	19	3,528	60	1.7%
Levy	3,514	9	3,523	54	1.5%
Wakulla	3,493	14	3,507	56	1.6%
Hardee	3,222	15	3,237	45	1.4%
Unknown	71	3,054	3,125	0	0.0%
Bradford	3,023	13	3,036	57	1.9%
Taylor	2,743	5	2,748	48	1.7%
Washington	2,724	21	2,745	52	1.9%
Holmes	2,242	33	2,275	49	2.2%
Madison	2,052	28	2,080	45	2.2%
Gulf	1,951	23	1,974	45	2.3%
Union	1,836	1	1,837	74	4.0%
Calhoun	1,698	3	1,701	45	2.7%
Hamilton	1,618	20	1,638	25	1.5%
Gilchrist	1,620	5	1,625	44	2.7%
Lafayette	1,622	0	1,622	26	1.6%
Dixie	1,614	4	1,618	24	1.5%
Jefferson	1,481	26	1,507	28	1.9%
Franklin	1,307	40	1,347	20	1.5%
Liberty	1,080	1	1,081	16	1.5%
Glades	964	4	968	19	2.0%
Total	2,261,813	43,047	2,304,860	36,441	1.6%

COVID-19: characteristics of 2,261,813 Florida resident cases

Data through May 20, 2021 verified as of May 21, 2021 at 09:25 AM

Data in this report are provisional and subject to change.

The table below includes the cities and counties of residence for cases in Florida residents based on the patient's ZIP Code. Note that city is not always received as part of the initial notification and may be missing while the case is being investigated.

City and county	Cases
Miami, Dade	284,753
Orlando, Orange	103,419
Jacksonville, Duval	92,348
Tampa, Hillsborough	81,331
Hialeah, Dade	68,578
Fort Lauderdale, Broward	50,752
Hollywood, Broward	45,444
West Palm Beach, Palm Beach	35,416
Kissimmee, Osceola	34,451
Tallahassee, Leon	30,541
Homestead, Dade	30,210
Naples, Collier	29,807
Saint Petersburg, Pinellas	28,682
Pensacola, Escambia	27,324
Fort Myers, Lee	26,964
Bradenton, Manatee	25,140
Boca Raton, Palm Beach	24,606
Lakeland, Polk	24,136
Ocala, Marion	23,118
Pompano Beach, Broward	22,571
Gainesville, Alachua	19,758
Sarasota, Sarasota	19,581
Cape Coral, Lee	18,428
Port Saint Lucie, St. Lucie	17,968
Lake Worth, Palm Beach	17,428
Miami Beach, Dade	16,269
Miramar, Broward	15,666
Clearwater, Pinellas	15,565
Coral Springs, Broward	14,355
Boynton Beach, Palm Beach	14,081
Doral, Dade	13,924
Miami Gardens, Dade	13,282
Panama City, Bay	12,455
Saint Augustine, St. Johns	12,175
Melbourne, Brevard	11,853
Lehigh Acres, Lee	11,709
Winter Haven, Polk	11,675
Riverview, Hillsborough	10,896
Delray Beach, Palm Beach	10,757
Davie, Broward	10,749
Palm Bay, Brevard	9,948
Vero Beach, Indian River	9,737
New Port Richey, Pasco	9,682
Sunrise, Broward	9,428
Saint Cloud, Osceola	9,012
Milton, Santa Rosa	8,799
Fort Pierce, St. Lucie	8,755
Largo, Pinellas	8,604
Spring Hill, Hernando	8,601
Daytona Beach, Volusia	8,595
Apopka, Orange	8,566
Coral Gables, Dade	8,550
Plantation, Broward	8,447
North Miami Beach, Dade	8,351
Davenport, Polk	8,286
Clermont, Lake	8,221
Brandon, Hillsborough	8,175
Deltona, Volusia	7,847

COVID-19: characteristics of 2,261,813 Florida resident cases

Data through May 20, 2021 verified as of May 21, 2021 at 09:25 AM

Data in this report are provisional and subject to change.

The table below includes the cities and counties of residence for cases in Florida residents based on the patient's ZIP Code. Note that city is not always received as part of the initial notification and may be missing while the case is being investigated.

City and county	Cases
Sanford, Seminole	7,807
Orange Park, Clay	7,711
Plant City, Hillsborough	7,632
Jupiter, Palm Beach	7,508
Weston, Broward	7,443
Lake City, Columbia	7,412
Deerfield Beach, Broward	7,000
Winter Garden, Orange	6,735
Tamarac, Broward	6,463
Port Charlotte, Charlotte	6,394
Wesley Chapel, Pasco	6,216
Palm Coast, Flagler	6,165
Coconut Creek, Broward	6,104
Margate, Broward	5,965
Stuart, Martin	5,879
Land O Lakes, Pasco	5,869
Deland, Volusia	5,838
Palm Beach Gardens, Palm Beach	5,766
Fort Walton Beach, Okaloosa	5,676
Wellington, Palm Beach	5,612
Palm Harbor, Pinellas	5,570
Oviedo, Seminole	5,570
Palmetto, Manatee	5,551
Winter Park, Orange	5,547
Crestview, Okaloosa	5,454
Altamonte Springs, Seminole	5,247
Lutz, Hillsborough	5,237
Port Orange, Volusia	5,038
Valrico, Hillsborough	5,011
Opa Locka, Dade	4,972
Haines City, Polk	4,916
North Port, Sarasota	4,899
Brooksville, Hernando	4,853
Miami Lakes, Dade	4,787
Middleburg, Clay	4,786
Venice, Sarasota	4,783
Pembroke Pines, Broward	4,776
Hallandale, Broward	4,744
Punta Gorda, Charlotte	4,667
Sebring, Highlands	4,628
Leesburg, Lake	4,558
Ocoee, Orange	4,510
Zephyrhills, Pasco	4,382
Saint Johns, St. Johns	4,312
Ormond Beach, Volusia	4,300
Seminole, Pinellas	4,296
The Villages, Sumter	4,280
Arcadia, Desoto	4,250
Bonita Springs, Lee	4,237
Pinellas Park, Pinellas	4,140
Live Oak, Suwannee	4,131
Okeechobee, Okeechobee	4,038
North Lauderdale, Broward	4,029
Longwood, Seminole	4,022
Ruskin, Hillsborough	3,986
North Miami, Dade	3,979
Immokalee, Collier	3,925
Cocoa, Brevard	3,912
Windermere, Orange	3,891

COVID-19: characteristics of 2,261,813 Florida resident cases

Data through May 20, 2021 verified as of May 21, 2021 at 09:25 AM

Data in this report are provisional and subject to change.

The table below includes the cities and counties of residence for cases in Florida residents based on the patient's ZIP Code. Note that city is not always received as part of the initial notification and may be missing while the case is being investigated.

City and county	Cases
Navarre, Santa Rosa	3,789
Casselberry, Seminole	3,701
Port Richey, Pasco	3,523
Hudson, Pasco	3,502
Titusville, Brevard	3,470
Niceville, Okaloosa	3,402
Gulf Breeze, Santa Rosa	3,383
Lake Worth Beach, Palm Beach	3,372
North Fort Myers, Lee	3,316
Dade City, Pasco	3,296
Key West, Monroe	3,290
Cantonment, Escambia	3,283
Winter Springs, Seminole	3,276
Panama City Beach, Bay	3,260
Oakland Park, Broward	3,200
Bartow, Polk	3,194
Jacksonville Beach, Duval	3,189
Lake Mary, Seminole	3,178
Aventura, Dade	3,166
Kissimmee, Polk	3,144
Crawfordville, Wakulla	3,137
New Smyrna Beach, Volusia	3,080
Auburndale, Polk	3,077
Palatka, Putnam	3,042
Quincy, Gadsden	3,042
Lake Wales, Polk	3,027
Merritt Island, Brevard	2,949
Green Cove Springs, Clay	2,907
Tarpon Springs, Pinellas	2,892
Fernandina Beach, Nassau	2,857
Ponte Vedra Beach, St. Johns	2,830
Parkland, Broward	2,799
Cutler Ridge, Dade	2,759
Loxahatchee, Palm Beach	2,683
Inverness, Citrus	2,682
Eustis, Lake	2,666
Wimauma, Hillsborough	2,657
Holiday, Pasco	2,603
Cooper City, Broward	2,598
Esteros, Lee	2,587
Belle Glade, Palm Beach	2,577
Perry, Taylor	2,573
Lynn Haven, Bay	2,554
Royal Palm Beach, Palm Beach	2,543
Dunedin, Pinellas	2,534
Clewiston, Hendry	2,483
Marianna, Jackson	2,473
Fleming Island, Clay	2,468
Sarasota, Manatee	2,445
Santa Rosa Beach, Walton	2,443
Key Biscayne, Dade	2,443
Parrish, Manatee	2,399
Rockledge, Brevard	2,381
Riviera Beach, Palm Beach	2,336
Odessa, Hillsborough	2,330
Seffner, Hillsborough	2,305
Mulberry, Polk	2,214
Avon Park, Highlands	2,213
Palm City, Martin	2,212

COVID-19: characteristics of 2,261,813 Florida resident cases

Data through May 20, 2021 verified as of May 21, 2021 at 09:25 AM

Data in this report are provisional and subject to change.

The table below includes the cities and counties of residence for cases in Florida residents based on the patient's ZIP Code. Note that city is not always received as part of the initial notification and may be missing while the case is being investigated.

City and county	Cases
Defuniak Springs, Walton	2,210
Mount Dora, Lake	2,195
Labelle, Hendry	2,157
Destin, Okaloosa	2,121
Chipley, Washington	2,112
Groveland, Lake	2,111
Tavares, Lake	2,083
Starke, Bradford	2,047
Orange City, Volusia	2,046
Lithia, Hillsborough	2,040
Pinecrest, Dade	1,987
Summerfield, Marion	1,948
Maitland, Orange	1,947
Yulee, Nassau	1,935
Wauchula, Hardee	1,908
Palmetto Bay, Dade	1,850
Sebastian, Indian River	1,811
Dania, Broward	1,772
Homosassa, Citrus	1,767
Lady Lake, Lake	1,764
Callahan, Nassau	1,757
Macclenny, Baker	1,724
Ponte Vedra, St. Johns	1,717
Gibsonton, Hillsborough	1,676
Edgewater, Volusia	1,665
Crystal River, Citrus	1,662
Carol City, Dade	1,659
Oldsmar, Pinellas	1,632
Dover, Hillsborough	1,628
Lake Placid, Highlands	1,620
Missing, Dade	1,611
Apollo Beach, Hillsborough	1,607
Bonifay, Holmes	1,602
Mayo, Lafayette	1,589
Hobe Sound, Martin	1,585
Coconut Grove, Dade	1,582
Debary, Volusia	1,578
Florida City, Dade	1,568
Palm Springs, Palm Beach	1,531
Pace, Santa Rosa	1,511
Crossings, Dade	1,492
Sun City Center, Hillsborough	1,491
Dunnellon, Marion	1,479
Atlantic Beach, Duval	1,455
Lake Butler, Union	1,425
Lantana, Palm Beach	1,409
Bellevue, Marion	1,393
Alachua, Alachua	1,372
North Palm Beach, Palm Beach	1,367
Monticello, Jefferson	1,356
Madison, Madison	1,353
Biscayne Park, Dade	1,349
Williston, Levy	1,308
Safety Harbor, Pinellas	1,291
Ellenton, Manatee	1,287
Indiantown, Martin	1,287
South Miami, Dade	1,278
Graceville, Jackson	1,255
Jensen Beach, Martin	1,244

COVID-19: characteristics of 2,261,813 Florida resident cases

Data through May 20, 2021 verified as of May 21, 2021 at 09:25 AM

Data in this report are provisional and subject to change.

The table below includes the cities and counties of residence for cases in Florida residents based on the patient's ZIP Code. Note that city is not always received as part of the initial notification and may be missing while the case is being investigated.

City and county	Cases
Lauderhill, Broward	1,239
Satellite Beach, Brevard	1,230
Newberry, Alachua	1,218
Lecanto, Citrus	1,214
Century, Escambia	1,185
Beverly Hills, Citrus	1,174
Englewood, Charlotte	1,163
Havana, Gadsden	1,151
Hilliard, Nassau	1,138
El Portal, Dade	1,119
Freeport, Walton	1,114
Trenton, Gilchrist	1,113
Wildwood, Sumter	1,105
Wilton Manors, Broward	1,105
Nokomis, Sarasota	1,102
Keystone Heights, Clay	1,080
Key Largo, Monroe	1,063
Blountstown, Calhoun	1,058
Bushnell, Sumter	1,052
Frostproof, Polk	1,049
Jasper, Hamilton	1,048
Lauderdale Lakes, Broward	1,034
Medley, Dade	1,025
Hernando, Citrus	1,014
Polk City, Polk	1,008
Wewahitchka, Gulf	1,007
Mary Esther, Okaloosa	994
Dunnellon, Citrus	978
Sanderson, Baker	963
Minneola, Lake	962
Fellsmere, Indian River	958
Spring Hill, Pasco	948
Shalimar, Okaloosa	933
Marco Island, Collier	924
Fisher Island, Dade	924
Everglades National Park, Dade	910
Port Saint Joe, Gulf	910
Moore Haven, Glades	898
Thonotosassa, Hillsborough	895
Trinity, Pasco	893
Sorrento, Lake	890
Chiefland, Levy	890
Cocoa Beach, Brevard	889
High Springs, Alachua	880
Pahokee, Palm Beach	876
Fruitland Park, Lake	871
Fort Meade, Polk	870
Coleman, Sumter	855
Englewood, Sarasota	844
South Bay, Palm Beach	843
Bristol, Liberty	835
Indialantic, Brevard	833
Cross City, Dixie	828
Glen Saint Mary, Baker	817
Southwest Ranches, Broward	812
Umatilla, Lake	803
Crescent City, Putnam	801
Marathon, Monroe	797
West Melbourne, Brevard	782

COVID-19: characteristics of 2,261,813 Florida resident cases

Data through May 20, 2021 verified as of May 21, 2021 at 09:25 AM

Data in this report are provisional and subject to change.

The table below includes the cities and counties of residence for cases in Florida residents based on the patient's ZIP Code. Note that city is not always received as part of the initial notification and may be missing while the case is being investigated.

City and county	Cases
Interlachen, Putnam	765
Miramar Beach, Walton	763
Lake Alfred, Polk	763
Fort Myers Beach, Lee	752
Chattahoochee, Gadsden	737
Weeki Wachee, Hernando	733
Old Town, Dixie	727
Bowling Green, Hardee	724
Jacksonville, St. Johns	707
Olympia Heights, Dade	704
Uleta, Dade	701
Silver Springs, Marion	700
South Daytona, Volusia	695
Lawtey, Bradford	685
Fort White, Columbia	684
Neptune Beach, Duval	682
Coral, Dade	679
Belle Isle, Orange	659
Surfside, Dade	658
Mascotte, Lake	654
Palm Beach, Palm Beach	653
Bronson, Levy	633
Gulfport, Pinellas	633
Bunnell, Flagler	624
Baker, Okaloosa	624
Clearwater Beach, Pinellas	615
Rotunda West, Charlotte	591
Sneads, Jackson	575
Mims, Brevard	574
Myakka City, Manatee	571
Hawthorne, Alachua	564
Jay, Santa Rosa	559
Alva, Lee	553
Dundee, Polk	551
Oxford, Sumter	550
Cape Canaveral, Brevard	539
Carrabelle, Franklin	538
Missing, Volusia	535
Oakland, Orange	534
Zolfo Springs, Hardee	531
Tavernier, Monroe	528
Ocklawaha, Marion	525
Citra, Marion	523
Melbourne Beach, Brevard	519
Indian Harbour Beach, Brevard	516
Florida State University, Leon	515
Bal Harbour, Dade	513
Sweetwater, Dade	512
Cottondale, Jackson	511
Flagler Beach, Flagler	505
Celebration, Osceola	499
Molino, Escambia	496
Youngstown, Bay	492
Midway, Gadsden	491
Webster, Sumter	489
East Palatka, Putnam	478
Bell, Gilchrist	464
Altha, Calhoun	453
De Leon Springs, Volusia	449

COVID-19: characteristics of 2,261,813 Florida resident cases

Data through May 20, 2021 verified as of May 21, 2021 at 09:25 AM

Data in this report are provisional and subject to change.

The table below includes the cities and counties of residence for cases in Florida residents based on the patient's ZIP Code. Note that city is not always received as part of the initial notification and may be missing while the case is being investigated.

City and county	Cases
Branford, Suwannee	445
Eagle Lake, Polk	445
Missing, Orange	440
Apalachicola, Franklin	439
West Miami, Dade	437
Archer, Alachua	432
Haverhill, Palm Beach	428
Osprey, Sarasota	421
Floral City, Citrus	418
Ave Maria, Collier	415
Chuluota, Seminole	412
Holly Hill, Volusia	404
Tequesta, Palm Beach	404
Lake Park, Palm Beach	403
Hastings, St. Johns	398
Centerville, Leon	397
Grand Island, Lake	389
Pierson, Volusia	388
Grand Ridge, Jackson	380
Raiford, Union	376
Montverde, Lake	373
Hallandale Beach, Broward	352
Malabar, Brevard	352
Gotha, Orange	352
Indian Rocks Beach, Pinellas	351
Bryceville, Nassau	347
Alafaya, Orange	347
Greenville, Madison	342
Satsuma, Putnam	339
Vernon, Washington	338
Fort Mccoy, Marion	336
Elkton, St. Johns	335
Lake Panasoffkee, Sumter	335
Kenneth City, Pinellas	333
Jennings, Hamilton	322
Sebastian, Brevard	322
Malone, Jackson	322
Reddick, Marion	321
Melrose, Putnam	320
Belleair, Pinellas	314
Eastpoint, Franklin	312
San Antonio, Pasco	311
Laurel Hill, Okaloosa	310
Anthony, Marion	309
Morrison, Levy	307
Geneva, Seminole	307
Valparaiso, Okaloosa	305
Winter Park, Seminole	305
Westville, Holmes	304
Greenacres, Palm Beach	304
Lehigh, Lee	298
O Brien, Suwannee	296
Greenwood, Jackson	287
Kindred, Osceola	286
Fern Park, Seminole	283
Ponce De Leon, Holmes	278
South Pasadena, Pinellas	270
University Of Central Fl, Orange	267
Eglin Air Force Base, Okaloosa	267

COVID-19: characteristics of 2,261,813 Florida resident cases

Data through May 20, 2021 verified as of May 21, 2021 at 09:25 AM

Data in this report are provisional and subject to change.

The table below includes the cities and counties of residence for cases in Florida residents based on the patient's ZIP Code. Note that city is not always received as part of the initial notification and may be missing while the case is being investigated.

City and county	Cases
Poinciana, Polk	263
Inlet Beach, Walton	262
Weirsdale, Marion	262
Sanibel, Lee	260
Islamorada, Monroe	260
Edgewood, Orange	252
Cutler Bay, Dade	250
Fountain, Bay	247
White Springs, Hamilton	246
Longboat Key, Manatee	245
Lee, Madison	245
Southport, Bay	243
Saint James City, Lee	238
Gretna, Gadsden	237
Madeira Beach, Pinellas	231
Howey-In-The-Hills, Lake	230
Astatula, Lake	230
Hosford, Liberty	230
Wellborn, Suwannee	227
Lakewood Ranch, Manatee	225
Holt, Okaloosa	224
Juno Beach, Palm Beach	222
Lake Helen, Volusia	222
Lauderdale By The Sea, Broward	221
Atlantis, Palm Beach	220
Babson Park, Polk	218
Mcdavid, Escambia	215
Holmes Beach, Manatee	215
Osteen, Volusia	212
Micanopy, Alachua	210
Bay Harbor Islands, Dade	209
Altoona, Lake	209
Center Hill, Sumter	201
Zellwood, Orange	200
Sopchoppy, Wakulla	199
Azalea Park, Orange	198
Alford, Jackson	194
Bokeelia, Lee	193
Mcalpin, Suwannee	193
The Villages, Lake	190
Viera, Brevard	186
Hypoluxo, Palm Beach	185
Odessa, Pasco	184
Missing, Lee	183
The Villages, Marion	183
Golden Beach, Dade	183
Pomona Park, Putnam	179
Mangonia Park, Palm Beach	179
Rocky Point, Hillsborough	176
Paisley, Lake	175
Oak Hill, Volusia	174
Summerland Key, Monroe	173
Ponce Inlet, Volusia	171
University Of Fl, Alachua	168
University Of Miami, Dade	167
Grant-Valkaria, Brevard	166
Lutz, Pasco	165
Caryville, Washington	163
Bay Lake, Orange	161

COVID-19: characteristics of 2,261,813 Florida resident cases

Data through May 20, 2021 verified as of May 21, 2021 at 09:25 AM

Data in this report are provisional and subject to change.

The table below includes the cities and counties of residence for cases in Florida residents based on the patient's ZIP Code. Note that city is not always received as part of the initial notification and may be missing while the case is being investigated.

City and county	Cases
Sumterville, Sumter	161
Hollister, Putnam	161
Lockhart, Orange	157
Citrus Springs, Citrus	155
Christmas, Orange	153
Big Pine Key, Monroe	152
Hiwassee, Orange	151
Inglis, Levy	150
Carrollwood, Hillsborough	150
Lady Lake, Sumter	149
San Mateo, Putnam	148
Missing, Pinellas	145
West Park, Broward	143
Missing, St. Johns	141
Clair-Mel City, Hillsborough	139
University Of Central Florida, Orange	139
Baldwin, Duval	137
Buena Ventura Lakes, Osceola	136
Harmony, Osceola	136
Lake Hamilton, Polk	136
Cloud Lake, Palm Beach	134
Missing, Sumter	134
Kendall, Dade	133
Apopka, Seminole	132
Clarksville, Calhoun	132
Hampton, Bradford	131
Placida, Charlotte	128
Steinhatchee, Taylor	127
Matlacha, Lee	125
Seville, Volusia	125
Belleair Beach, Pinellas	124
City Of Sunrise, Broward	124
Temple Terrace, Hillsborough	121
Dania Beach, Broward	120
Lighthouse Point, Broward	120
Tierra Verde, Pinellas	120
Sunny Isles Beach, Dade	119
Barry University, Dade	118
Astor, Lake	118
Callaway, Bay	116
Saint Leo, Pasco	115
Dinsmore, Duval	115
Panacea, Wakulla	115
Hurlburt Field, Okaloosa	113
Cedar Key, Levy	113
Bradenton Beach, Manatee	111
Florahome, Putnam	109
Canal Point, Palm Beach	108
Brooker, Bradford	108
Princeton, Dade	107
Lamont, Jefferson	106
Tyndall Air Force Base, Bay	106
Florida Gulf Coast Univ, Lee	105
Waldo, Alachua	105
Missing, Lake	103
Barefoot Bay, Brevard	102
Fruit Cove, St. Johns	102
Kathleen, Polk	101
South Fort Myers, Lee	98

COVID-19: characteristics of 2,261,813 Florida resident cases

Data through May 20, 2021 verified as of May 21, 2021 at 09:25 AM

Data in this report are provisional and subject to change.

The table below includes the cities and counties of residence for cases in Florida residents based on the patient's ZIP Code. Note that city is not always received as part of the initial notification and may be missing while the case is being investigated.

City and county	Cases
University Of South Florida, Hillsborough	97
Bascom, Jackson	97
Lorida, Highlands	96
Ocean Ridge, Palm Beach	95
Crystal Beach, Pinellas	94
Pinetta, Madison	93
Maitland, Seminole	92
Fort Denaud, Hendry	92
F M, Lee	89
Missing, St. Lucie	89
Saint Pete Beach, Pinellas	88
Yalaha, Lake	87
Missing, Marion	86
Boca Grande, Lee	84
Welaka, Putnam	82
Patrick Air Force Base, Brevard	81
Wekiwa Springs, Seminole	80
Eatonville, Orange	80
Palma Ceia, Hillsborough	76
North Venice, Sarasota	76
Campbellton, Jackson	75
Miami Springs, Dade	73
Cudjoe Key, Monroe	73
Avon Park, Polk	73
Anna Maria, Manatee	72
Missing, Duval	72
Reunion, Osceola	71
Ochopee, Collier	71
Missing, Palm Beach	69
Air Mail Facility, Dade	69
Georgetown, Putnam	69
Missing, Pasco	68
Northdale, Hillsborough	68
Stock Island, Monroe	68
Felda, Hendry	68
Greensboro, Gadsden	67
Destin, Walton	67
Treasure Island, Pinellas	64
North Redington Beach, Pinellas	64
Micco, Brevard	62
University Of Tampa, Hillsborough	61
Duette, Manatee	60
Mexico Beach, Bay	60
Bellview, Escambia	59
Bonita Beach, Lee	59
Highland City, Polk	59
Miami, Broward	58
Lake Suzy, Desoto	58
Walnut Hill, Escambia	58
Orlando, Seminole	58
Okahumpka, Lake	58
Singer Island, Palm Beach	57
Green Acres, Palm Beach	56
Ona, Hardee	56
Miromar Lakes, Lee	55
Enterprise, Volusia	54
Missing, Santa Rosa	54
Town N Country, Hillsborough	53
Naranja, Dade	53

COVID-19: characteristics of 2,261,813 Florida resident cases

Data through May 20, 2021 verified as of May 21, 2021 at 09:25 AM

Data in this report are provisional and subject to change.

The table below includes the cities and counties of residence for cases in Florida residents based on the patient's ZIP Code. Note that city is not always received as part of the initial notification and may be missing while the case is being investigated.

City and county	Cases
Heathrow, Seminole	53
Stetson University, Volusia	52
Orlando, Dade	52
Aloma, Orange	52
Salt Springs, Marion	51
Terra Ceia, Manatee	51
Waverly, Polk	51
Intercession City, Osceola	51
Palm Beach Shores, Palm Beach	51
Missing, Broward	49
Florida International Univ, Dade	49
Eaton Park, Polk	48
Bayonet Point, Pasco	48
Cinco Bayou, Okaloosa	47
Kenansville, Osceola	47
Florence Villa, Polk	47
Missing, Hillsborough	47
Ebro, Washington	45
Miami Shores, Dade	45
Village Wellington, Palm Beach	45
Sugarloaf Key, Monroe	45
Key Colony Beach, Monroe	45
Orlando, Osceola	44
Missing, Seminole	44
Sewalls Point, Martin	44
Ridge Manor, Pasco	44
North Bay Village, Dade	43
Manalapan, Palm Beach	43
Bradley, Polk	43
Lacoochee, Pasco	43
Gulf Breeze, Escambia	43
Lakeshore, Polk	42
Village Of Wellington, Palm Beach	42
Bayshore Gardens, Manatee	42
Hialeah Gardens, Dade	41
Cortez, Manatee	41
Poinciana, Osceola	41
Saint Johns, Duval	40
Bonaventure, Broward	40
Pine Hills, Orange	40
Missing, Brevard	40
Davenport, Osceola	39
Westlake, Palm Beach	39
Florida A And M University, Leon	39
Jupiter, Martin	39
Eloise, Polk	39
Pasadena, Pinellas	39
Univ Of FI Student Dorms, Alachua	39
Ponte Vedra, Duval	38
Lealman, Pinellas	38
Bay Pines, Pinellas	38
Tice, Lee	37
Highland Beach, Palm Beach	37
Venus, Highlands	37
Lulu, Columbia	37
Orlando, Volusia	37
Orlando, Broward	37
Homeland, Polk	36
Palm Shores, Brevard	35

COVID-19: characteristics of 2,261,813 Florida resident cases

Data through May 20, 2021 verified as of May 21, 2021 at 09:25 AM

Data in this report are provisional and subject to change.

The table below includes the cities and counties of residence for cases in Florida residents based on the patient's ZIP Code. Note that city is not always received as part of the initial notification and may be missing while the case is being investigated.

City and county	Cases
Pine Castle, Orange	35
Orlando, Polk	35
Hallandale Beach, Broward	34
Flemington, Marion	34
Siesta Key, Sarasota	34
City Of Westlake, Palm Beach	34
Sydney, Hillsborough	33
Little Torch Key, Monroe	33
Dowling Park, Suwannee	33
Indian Lake Estates, Polk	33
Mcintosh, Marion	32
Kinard, Calhoun	32
Bagdad, Santa Rosa	32
Wekiva Springs, Seminole	32
Alturas, Polk	32
Palmdale, Glades	31
South Palm Beach, Palm Beach	31
Westchase, Hillsborough	31
Nocatee, Desoto	31
Homosassa Springs, Citrus	31
Missing, Citrus	30
Saint Marks, Wakulla	30
Missing, Manatee	30
Penney Farms, Clay	30
Chokoloskee, Collier	29
Bonita Springs, Collier	29
Archer, Levy	29
Hawthorne, Putnam	29
Pembroke Park, Broward	29
Missing, Indian River	29
Tangerine, Orange	28
Horseshoe Beach, Dixie	28
Sparr, Marion	28
Caryville, Holmes	28
New Smyrna, Volusia	28
Balm, Hillsborough	27
Orange Lake, Marion	27
Florida State, Leon	27
Long Key, Monroe	27
Redington Shores, Pinellas	26
Loughman, Polk	26
Labelle, Glades	26
Paxton, Walton	26
Earleton, Alachua	26
Fort Lauderdale, Dade	26
Orlando, Hillsborough	26
Tioga, Alachua	25
Missing, Monroe	25
Missing, Escambia	25
Pensacola Beach, Santa Rosa	25
Yankeetown, Levy	25
South Miami Heights, Dade	25
Buckingham, Lee	25
La Crosse, Alachua	24
Bostwick, Putnam	24
Goulds, Dade	24
Santa Fe, Alachua	24
Union Park, Orange	24
Wabasso, Indian River	24

COVID-19: characteristics of 2,261,813 Florida resident cases

Data through May 20, 2021 verified as of May 21, 2021 at 09:25 AM

Data in this report are provisional and subject to change.

The table below includes the cities and counties of residence for cases in Florida residents based on the patient's ZIP Code. Note that city is not always received as part of the initial notification and may be missing while the case is being investigated.

City and county	Cases
Boca Raton, Broward	24
Champions Gate, Polk	23
Laud-By-The-Sea, Broward	23
Missing, Okaloosa	23
Ramrod Key, Monroe	22
Jensen Beach, St. Lucie	22
Mango, Hillsborough	22
Kissimmee, Orange	22
Florida Dept Of Corrections, Union	22
Fort Ogden, Desoto	22
Wausau, Washington	22
Plymouth, Orange	22
Citrus Ridge, Indian River	22
Crystal Springs, Pasco	22
Branford, Lafayette	22
Mexico Beach, Gulf	22
Florida International University, Dade	22
Sun City, Hillsborough	21
Perdido Key, Escambia	21
Everglades City, Collier	21
Bonifay, Washington	21
Candler, Marion	21
Parker, Bay	21
Lake Como, Putnam	21
Missing, Collier	21
Lowell, Marion	20
Brooksville, Pasco	20
Trenton, Levy	20
Golden Oak, Orange	20
Hollywood, Dade	20
Indian River Shores, Indian River	20
Goodland, Collier	20
Nalcrest, Polk	20
Florida State Univ Admin, Leon	19
High Springs, Gilchrist	19
Maxville, Duval	19
Webster, Hernando	19
Gulf Stream, Palm Beach	19
Babcock Ranch, Lee	19
Johns Pass Village, Pinellas	19
Lake Buena Vista, Orange	19
Orlando, Palm Beach	19
Wildlight, Nassau	19
Forest City, Orange	18
Trilby, Pasco	18
West Panama City Beach, Bay	18
Belleair Bluffs, Pinellas	18
Miami, Unknown	18
Hillsboro Beach, Broward	18
Nichols, Polk	18
Mount Dora, Orange	18
Babcock Ranch, Charlotte	18
Lakewood Ranch, Sarasota	18
Tallevast, Manatee	18
Shady Hills, Pasco	17
Hutchinson Island, St. Lucie	17
Missing, Bay	17
Missing, Martin	17
Braden River, Manatee	17

COVID-19: characteristics of 2,261,813 Florida resident cases

Data through May 20, 2021 verified as of May 21, 2021 at 09:25 AM

Data in this report are provisional and subject to change.

The table below includes the cities and counties of residence for cases in Florida residents based on the patient's ZIP Code. Note that city is not always received as part of the initial notification and may be missing while the case is being investigated.

City and county	Cases
Miami Gardens, Broward	17
Lake Monroe, Seminole	17
Graceville, Holmes	17
Hialeah, Broward	17
Daytona Beach Shores, Volusia	17
Deer Island, Lake	17
Otter Creek, Levy	17
Woodville, Leon	16
Lake City, Suwannee	16
Wewahitchka, Calhoun	16
Winter Garden, Lake	16
Watersound, Walton	16
Eau Gallie, Brevard	16
Graham, Bradford	16
Suwannee, Dixie	16
Gulf Hammock, Levy	16
Hernando Beach, Hernando	16
White Springs, Columbia	16
Indian Creek Village, Dade	15
Dade City, Hernando	15
Village Of Palmetto Bay, Dade	15
Saint Lucie West, St. Lucie	15
Orlando, Lake	15
Orlando, Pinellas	15
Murdock, Charlotte	14
Choctaw Beach, Okaloosa	14
Wahneta, Polk	14
Durant, Hillsborough	14
Laurel Hill, Walton	14
Virginia Gardens, Dade	14
Kingsley Lake, Bradford	14
Copeland, Collier	14
Los Angeles, Dade	14
Gonzalez, Escambia	13
Steinhatchee, Dixie	13
Umatilla, Marion	13
Mount Plymouth, Lake	13
Holder, Citrus	13
Elfers, Pasco	13
Roseland, Indian River	13
Grandin, Putnam	13
Missing, Sarasota	13
Long Boat Key, Manatee	13
Orlando, Brevard	13
Saint George Island, Franklin	13
Unknown, Dade	13
Alys Beach, Bay	13
Fort Charlotte, Charlotte	13
Gibsonia, Polk	12
East Lake, Marion	12
Redington Beach, Pinellas	12
Goldenrod, Seminole	12
Captiva, Lee	12
Leisure City, Dade	12
Citrus Hills, Citrus	12
Fanning Springs, Gilchrist	12
Missing, Putnam	12
Naples, Lee	12
Missing, Nassau	12

COVID-19: characteristics of 2,261,813 Florida resident cases

Data through May 20, 2021 verified as of May 21, 2021 at 09:25 AM

Data in this report are provisional and subject to change.

The table below includes the cities and counties of residence for cases in Florida residents based on the patient's ZIP Code. Note that city is not always received as part of the initial notification and may be missing while the case is being investigated.

City and county	Cases
Pensacola Beach, Escambia	12
Rosemary Beach, Walton	12
Cypress, Jackson	11
Greenville, Taylor	11
Day, Lafayette	11
Deerfield Beach, Palm Beach	11
Missing, Polk	11
University Park, Manatee	11
Sea Ranch Lakes, Broward	11
Telogia, Liberty	10
Missing, Taylor	10
Barberville, Volusia	10
Innovation, Pasco	10
Saint Augustine Beach, St. Johns	10
Worthington Springs, Union	10
Seacrest, Walton	10
Briny Breezes, Palm Beach	10
Basinger, Okeechobee	10
East Rockland Key, Monroe	10
Perrine, Dade	10
Orlando, Leon	10
Orlando, Duval	10
Haines Creek, Lake	10
Forest City, Seminole	10
Ozona, Pinellas	10
Rubonia, Manatee	10
Ybor City, Hillsborough	9
Keystone Heights, Bradford	9
Lloyd, Jefferson	9
Lamont, Madison	9
Saint Augustine, Duval	9
West Delray Beach, Palm Beach	9
Grant Valkaria, Brevard	9
High Springs, Columbia	9
Nobleton, Hernando	9
Pine Ridge, Citrus	9
Beverly Beach, Flagler	9
Putnam Hall, Putnam	9
Fairfield, Marion	9
Ferndale, Lake	9
Cottdale, Washington	9
Scottsmoor, Brevard	9
Palma Sola, Manatee	9
Missing, Clay	8
Jerome, Collier	8
Ridge Manor Estates, Sumter	8
Ponce De Leon, Walton	8
Cross Creek, Alachua	8
Indian Shores, Pinellas	8
Missing, Jackson	8
Quail Heights, Dade	8
Palm City, St. Lucie	8
Seybold, Dade	8
White City, Gulf	8
Anastasia Island, St. Johns	8
Salem, Taylor	8
Oneco, Manatee	8
Orange Springs, Marion	8
Weirsdale, Lake	8

COVID-19: characteristics of 2,261,813 Florida resident cases

Data through May 20, 2021 verified as of May 21, 2021 at 09:25 AM

Data in this report are provisional and subject to change.

The table below includes the cities and counties of residence for cases in Florida residents based on the patient's ZIP Code. Note that city is not always received as part of the initial notification and may be missing while the case is being investigated.

City and county	Cases
Evinston, Alachua	8
Inglis, Citrus	7
Fernandina, Nassau	7
Missing, Flagler	7
Orange Park, Duval	7
Port Saint John, Brevard	7
Clarcona, Orange	7
Morrison, Marion	7
Orlando, Pasco	7
Longboat Key, Sarasota	7
Switzerland, St. Johns	7
Maitland, Volusia	7
Aripeka, Pasco	7
Deland, Lake	7
Valkaria, Brevard	7
River Ranch, Polk	7
Niceville, Walton	7
Orlando, Alachua	7
Okeechobee, Glades	7
Missing, Walton	7
Labelle, Lee	7
Missing, Highlands	6
Port Salerno, Martin	6
Winter Park, Polk	6
Winderemere, Orange	6
Lake Worth, Broward	6
Maitland, Hillsborough	6
Grove City, Charlotte	6
Coco River, Collier	6
Eglin, Okaloosa	6
Bruce, Holmes	6
Punta Gorda, Lee	6
Holt, Santa Rosa	6
Inlet Beach, Bay	6
Missing, Leon	6
Missing, Hernando	6
Orlando, Flagler	6
Orlando, Marion	6
Oklawaha, Marion	6
Shady Grove, Taylor	6
Sunny Hills, Washington	6
Miramar, Dade	6
Missing, Osceola	6
Duck Key, Monroe	6
Newberry, Gilchrist	6
San Carlos Park, Lee	6
Glenwood, Volusia	6
Micosukee, Leon	6
Orchid, Indian River	6
Point Washington, Walton	6
Mayport Naval Station, Duval	6
Lake Butler, Bradford	6
Maitland, Osceola	6
Missing, Unknown	6
Bradenton, Sarasota	6
Ocoee, Lake	6
Okeechobee, Martin	5
Orlando, Manatee	5
Pompano Beach, Palm Beach	5

COVID-19: characteristics of 2,261,813 Florida resident cases

Data through May 20, 2021 verified as of May 21, 2021 at 09:25 AM

Data in this report are provisional and subject to change.

The table below includes the cities and counties of residence for cases in Florida residents based on the patient's ZIP Code. Note that city is not always received as part of the initial notification and may be missing while the case is being investigated.

City and county	Cases
Passport, Unknown	5
Wakulla Springs, Wakulla	5
Cypress Gardens, Polk	5
Island Grove, Alachua	5
Jonesville, Alachua	5
Missing, Alachua	5
Alys Beach, Walton	5
Delray Beach, Broward	5
Seacrest, Bay	5
Williston, Marion	5
Okeechobee, Osceola	5
North Fort Myers, Charlotte	5
Dearborn, Dade	5
Cape Haze, Charlotte	5
Bayou George, Bay	5
Boynton Beach, Broward	5
Fort Lauderdale, Palm Beach	5
Jacksonville Naval Air Station, Duval	5
Milton, Escambia	5
Jacksonville, Clay	5
Greenville, Jefferson	5
Mayport, Duval	5
Clermont, Polk	5
Pass, Unknown	5
Stuart, St. Lucie	5
Miami, Palm Beach	5
Lake Geneva, Clay	5
Ebro, Bay	5
Highland Park, Polk	5
Los Angeles, Broward	5
Westchester, Dade	5
Melrose, Bradford	5
Mid Florida, Seminole	5
Ocean Breeze, Martin	5
Missing, Columbia	5
Lake Harbor, Palm Beach	4
Glen Ridge, Palm Beach	4
Coconut Creek, Palm Beach	4
Orem, Palm Beach	4
Jacksonville, Dade	4
Arcadia, Hillsborough	4
Live Oak, Madison	4
Loxahatchee Groves, Palm Beach	4
West Bradenton, Manatee	4
Marina Del Rey, Dade	4
Branford, Gilchrist	4
Clewiston, Palm Beach	4
Conch Key, Monroe	4
Sharpes, Brevard	4
Sugarloaf, Monroe	4
Wacissa, Jefferson	4
Lamont, Taylor	4
Lazy Lake, Broward	4
Sandestin, Walton	4
Pompano Beach, Dade	4
El Jobean, Charlotte	4
Bella Collina, Lake	4
Bonnie, Dade	4
Marathon Shores, Monroe	4

COVID-19: characteristics of 2,261,813 Florida resident cases

Data through May 20, 2021 verified as of May 21, 2021 at 09:25 AM

Data in this report are provisional and subject to change.

The table below includes the cities and counties of residence for cases in Florida residents based on the patient's ZIP Code. Note that city is not always received as part of the initial notification and may be missing while the case is being investigated.

City and county	Cases
Hinsdale, Manatee	4
International Service Center, Dade	4
Indian Rock Beach, Pinellas	4
Cape San Blas, Gulf	4
Bowling Green, Polk	4
Plantation Key, Monroe	4
North Miami Beach, Broward	4
Monticello, Madison	3
Samoset, Manatee	3
Vernon, Bay	3
Apopka, Lake	3
Crestview, Walton	3
Cross Key, Monroe	3
Fernandina Beach, Duval	3
Fpo, Duval	3
Green Cove Springs, Duval	3
Mayport Naval Housing, Duval	3
Julington Creek, St. Johns	3
Jupiter Island, Martin	3
Kathleen, Pasco	3
Marco Island, Lee	3
Mims, Volusia	3
Miami Beach, Unknown	3
Missing, Washington	3
Ocean Reef Club, Monroe	3
Alford, Washington	3
Altamonte Springs, Orange	3
Port St. Lucie, St. Lucie	3
Orlando, Escambia	3
Pass-A-Grille, Pinellas	3
Winter Park, Volusia	3
Vero Beach, St. Lucie	3
Land O Lakes, Hillsborough	3
Lady Lake, Marion	3
Homeless, Hillsborough	3
Jacksonville , Duval	3
Ft Pierce, St. Lucie	3
Brooklyn, Broward	3
Westville, Walton	3
Milligan, Okaloosa	3
Orlo Vista, Orange	3
Pembroke Lakes, Broward	3
Sorrento, Orange	3
Stuart, Palm Beach	3
University Of Central Fl, Hillsborough	3
Coraopolis, Citrus	3
Champions Gate, Osceola	3
Chicago, Lee	3
Bristol, Calhoun	3
Aventura, Broward	3
Jacksonville, Alachua	3
Marina Del Rey, Broward	3
Melrose, Clay	3
Miami Shores, Broward	3
Pineland, Lee	3
Tampa Palms, Hillsborough	3
Tampa, Pinellas	3
Tarpon Springs, Pasco	3
Winter Garden, Seminole	3

COVID-19: characteristics of 2,261,813 Florida resident cases

Data through May 20, 2021 verified as of May 21, 2021 at 09:25 AM

Data in this report are provisional and subject to change.

The table below includes the cities and counties of residence for cases in Florida residents based on the patient's ZIP Code. Note that city is not always received as part of the initial notification and may be missing while the case is being investigated.

City and county	Cases
Clermont, Orange	3
Ludlam, Dade	3
Laurel, Sarasota	3
West Palm Beach, Broward	3
Wildwood, Marion	3
Village Of Golf, Palm Beach	3
Port Saint Lucie, Martin	3
Palm Coast, Volusia	3
Saint Augusaintine Beach, St. Johns	3
Saint Petersburg, Hillsborough	3
Opa Locka, Broward	3
Loxahatchee, Broward	3
Lynbrook, Broward	3
Miami, Orange	3
Lake City, Duval	3
Lakeland, Hillsborough	3
Immokalee, Lee	3
Hallandale Beach, Dade	3
Bradington, Manatee	3
Blountstown, Liberty	3
Inverness, Polk	3
Pass, Dade	3
Vero Beach, Brevard	3
Pp, Dade	3
Woodside, Broward	3
Wimauma, Manatee	3
Brewton, Escambia	3
Apopka, Broward	3
Lanark Village, Franklin	3
Maitland, Polk	3
Maitland, Lake	2
Killarney, Orange	2
Jan Phyl Village, Polk	2
Hialeah Lakes, Dade	2
Hialeah, Orange	2
Moore Haven, Hendry	2
Naples, Broward	2
Cassadaga, Volusia	2
Fort Walton Beach, Walton	2
Duke Field Air Force Station, Okaloosa	2
Dunnellon, Levy	2
Yalhala, Lake	2
Pp, Unknown	2
Provo, Broward	2
University Of Central Florida, Palm Beach	2
University Of Central Florida, Pinellas	2
Sumatra, Liberty	2
Pensacola, Santa Rosa	2
West Point, Lee	2
University Of Central Florida, Broward	2
Saint Teresa, Wakulla	2
Orlando, Okaloosa	2
North Miami, Broward	2
Miamt, Dade	2
Maitland, Pasco	2
Knoxville, Escambia	2
Homeless, Dade	2
Florida Power & Light Co, Dade	2
Amelia City, Nassau	2

COVID-19: characteristics of 2,261,813 Florida resident cases

Data through May 20, 2021 verified as of May 21, 2021 at 09:25 AM

Data in this report are provisional and subject to change.

The table below includes the cities and counties of residence for cases in Florida residents based on the patient's ZIP Code. Note that city is not always received as part of the initial notification and may be missing while the case is being investigated.

City and county	Cases
Alligator Point, Wakulla	2
Casselberry, Orange	2
ChIPLEY, Jackson	2
Blountstown, Jackson	2
Alligator Point, Franklin	2
Crawfordville, Leon	2
Eatonville, Lake	2
Lawtey, Union	2
Lehigh Acres, Dade	2
Miami, Hillsborough	2
Lutz, Pinellas	2
Los Angeles, Okaloosa	2
Louisville, Manatee	2
None, Dade	2
Navarre, Okaloosa	2
Mount Pleasant, Gadsden	2
Orlando, Unknown	2
Phoenix, Lake	2
Upper Key Largo, Monroe	2
University Of Central Florida, Brevard	2
Seven Springs, Pasco	2
West Villages, Sarasota	2
Zellwood, Lake	2
Lecanto, Marion	2
Lake Helen, Orange	2
Maitland, Leon	2
Melrose, Alachua	2
Fort Pierce, Martin	2
Fort Myers, Collier	2
Doctors Inlet, Clay	2
Bronx, Seminole	2
Bonifay, Jackson	2
Bonnie, Duval	2
Bonnie, Sarasota	2
West Palm Beach, Dade	2
Weston, Dade	2
Winter Park, Leon	2
Orlando, Charlotte	2
Palm Springs North, Dade	2
Redland, Dade	2
St John, Broward	2
Olustee, Baker	2
Orlando, Santa Rosa	2
Longview, Dade	2
Jacksonville Naval Hospital, Duval	2
Hosford, Calhoun	2
Dfafs, Okaloosa	2
Yeehaw, Okeechobee	2
Tampa, Hernando	2
Noma, Holmes	2
Sebring, Desoto	2
Saint Lucie Village, St. Lucie	2
Ormond Beach, Flagler	2
Pembroke Pines, Dade	2
Northport, Sarasota	2
Sutton, Pasco	2
Saint Marys, Nassau	2
Port Saint Lucie, Palm Beach	2
Red Bay, Holmes	2

COVID-19: characteristics of 2,261,813 Florida resident cases

Data through May 20, 2021 verified as of May 21, 2021 at 09:25 AM

Data in this report are provisional and subject to change.

The table below includes the cities and counties of residence for cases in Florida residents based on the patient's ZIP Code. Note that city is not always received as part of the initial notification and may be missing while the case is being investigated.

City and county	Cases
Woodstock, Lee	2
Windermere, Lake	2
West Lafayette, Broward	2
Tequesta, Martin	2
Town Of Nocatee, St. Johns	2
Bay Harbor Islands, Unknown	2
Alachua, Duval	2
Carl Fisher, Dade	2
Cross City, Taylor	2
Fort Lauderdale, Alachua	2
Inwood, Broward	2
Jupiter, Dade	2
Micanopy, Marion	2
Tampa, Duval	2
Venice, Dade	2
Winter Springs, Orange	2
Windermere, Hillsborough	2
Pompano Beach, Osceola	2
Port Charlotte, Lee	2
Sand Lake, Orange	2
Swansea, Lee	2
Union, Manatee	2
University Of Central Fl, Seminole	2
At Large, Broward	2
Boys Ranch, Suwannee	2
Eatonville, Polk	2
Okeechobee, Highlands	2
New Port Richey, Hillsborough	2
Miami, Martin	2
Long Beach, Orange	2
Labelle, Collier	2
Jena, Taylor	2
Fort Pierce, Brevard	2
Marysville, Dade	2
Lake Clarke Shores, Palm Beach	2
Fl State Univ Student, Leon	2
Defuniak Springs, Okaloosa	2
Cibolo, Orange	2
Claysville, Hernando	2
Crescent Beach, Sarasota	2
Callahan, Duval	2
Tampa, Broward	2
Tarpon Springs, Hillsborough	2
South Miami, Broward	2
Port Canaveral, Brevard	2
Monument, Broward	2
Orlando, St. Lucie	2
Orlando, Walton	1
Oviedo, Lake	1
Orlando, St. Johns	1
Ocala, Duval	1
Orem, Dade	1
Orlando, Citrus	1
Orlando, Collier	1
Orlando, Hernando	1
Morrisville, Palm Beach	1
Myrtle Beach, Broward	1
Nashville, Palm Beach	1
North Brunswick, St. Lucie	1

COVID-19: characteristics of 2,261,813 Florida resident cases

Data through May 20, 2021 verified as of May 21, 2021 at 09:25 AM

Data in this report are provisional and subject to change.

The table below includes the cities and counties of residence for cases in Florida residents based on the patient's ZIP Code. Note that city is not always received as part of the initial notification and may be missing while the case is being investigated.

City and county	Cases
North Grafton, Dade	1
Notrealville, Polk	1
Rye, Palm Beach	1
Saint Petersburg, Bay	1
St Cloud, Orange	1
St Helena Is, Dade	1
Statenville, Suwannee	1
Plantation, Leon	1
Pooler, Broward	1
Pensacola, Dade	1
Panomo City, Bay	1
Parrish, Sarasota	1
Ridgewood, Lee	1
Roayl Palm Beach, Palm Beach	1
Roseville, Broward	1
Punta Gorda, Sarasota	1
Putnam, Putnam	1
Tinley Park, Manatee	1
Twentynine Palms, Broward	1
Waukesha, Volusia	1
Unknown, Manatee	1
Venezuela, Unknown	1
Vernon, Walton	1
Whippany, Volusia	1
Xifamk, Dade	1
Wilmington, Charlotte	1
Windermere, Alachua	1
Winfield, Hillsborough	1
Winter Garden, Unknown	1
Winter Park, Brevard	1
Buffalo, Dade	1
Canton, Duval	1
Brunswick, Polk	1
Bryceville, Duval	1
Bradentom, Manatee	1
Bradenton, Lee	1
Boca Raton, Dade	1
Boca Raton, Madison	1
Bogota, Unknown	1
Bal Harbour, Broward	1
Atlanta, Walton	1
Attalla, Broward	1
Auburn, Palm Beach	1
Autaugaville, Broward	1
Apopka, Volusia	1
Alachua, Suwannee	1
Alafaya, Broward	1
Alafaya, Pinellas	1
Crestview, Broward	1
Clearwater, Leon	1
Charlotte, Alachua	1
Crystal River, Marion	1
Dade City, Unknown	1
Dalecity, Okaloosa	1
Daytona Beach, Orange	1
Deerfield Beach, Polk	1
Dona Vista, Lake	1
East Setauket, Palm Beach	1
El Dorado, Palm Beach	1

COVID-19: characteristics of 2,261,813 Florida resident cases

Data through May 20, 2021 verified as of May 21, 2021 at 09:25 AM

Data in this report are provisional and subject to change.

The table below includes the cities and counties of residence for cases in Florida residents based on the patient's ZIP Code. Note that city is not always received as part of the initial notification and may be missing while the case is being investigated.

City and county	Cases
Fayetteville, Broward	1
Fellsmere, Brevard	1
Florida City, Unknown	1
Fort Lauderdale, Collier	1
Fort Myers, Alachua	1
Fleming Island, Duval	1
Glen Saint Mary, Duval	1
Golf, Palm Beach	1
Gainesville, Levy	1
Greensboro, Leon	1
Great Neck, Dade	1
Jacksonville, Baker	1
Jacksonville, Marion	1
Jupiter Inlet, Palm Beach	1
Holiday, Hillsborough	1
Immokalee, Walton	1
Lake Forest, Collier	1
Key West, Palm Beach	1
Kilgore, Dade	1
Land O Lakes, Unknown	1
Lawton, Okaloosa	1
Levittown, Palm Beach	1
Lima, Manatee	1
Lima, Volusia	1
Maccleddy, Dixie	1
Madison, Jefferson	1
Maitland, Collier	1
Merrick, Palm Beach	1
Metter, Manatee	1
Miami, Osceola	1
Miamiardens, Unknown	1
Miamksaohes, Dade	1
Mokena, Lee	1
Indianapolis, Lee	1
Jupiter, Pinellas	1
Kansas City, Palm Beach	1
Los Angeles, Orange	1
Maitland, Palm Beach	1
Lake In The Hills, Broward	1
Litchfield Park, Monroe	1
Littleton, St. Johns	1
Milford, Bay	1
Milford, Unknown	1
Marianna, Leon	1
Marianna, Washington	1
Mary Esther, Hillsborough	1
Melbourne, Volusia	1
Mattoon, Lee	1
Newaygo, Charlotte	1
North Port, Charlotte	1
Opa Locka, Orange	1
Na, Dade	1
Naples, Unknown	1
New Canaan, Dade	1
Eureka, Flagler	1
Evansville, Citrus	1
Denton, Broward	1
Destin, Bay	1
Dpo, Dade	1

COVID-19: characteristics of 2,261,813 Florida resident cases

Data through May 20, 2021 verified as of May 21, 2021 at 09:25 AM

Data in this report are provisional and subject to change.

The table below includes the cities and counties of residence for cases in Florida residents based on the patient's ZIP Code. Note that city is not always received as part of the initial notification and may be missing while the case is being investigated.

City and county	Cases
Crescent City, Marion	1
Commerce Township, Manatee	1
Crawfordville, Alachua	1
Fort Lauderdale, Lee	1
Fort Myers, Polk	1
Fort Worth, Broward	1
Franklin, Orange	1
Frostproof, Highlands	1
Gainesville, Palm Beach	1
Gainesville, Santa Rosa	1
Glens Falls, Broward	1
Gwynn Oak, Polk	1
Brewster, Palm Beach	1
Brownsville, Escambia	1
Bryant, Palm Beach	1
Bonnie, St. Johns	1
Clearwater, Hillsborough	1
Coal City, Pasco	1
Celebration, Orange	1
Chicago, Broward	1
Austin, Dade	1
Apo, Collier	1
Big Torch Key, Monroe	1
Black, Holmes	1
Boca Raton, Lee	1
8852 Teacher Ln, Pasco	1
Addison, Pasco	1
Apopka, Citrus	1
Apopka, Hillsborough	1
Arabi, Orange	1
Unknown, Duval	1
Upland, Manatee	1
Valrico, Polk	1
Tampa, Citrus	1
Temple, Palm Beach	1
Surfside Beach, Orange	1
Sun City Center, Lee	1
Saint Charles, Orange	1
Saint Petersburg, Duval	1
Saint Petersburg, Manatee	1
St Peterburg, Orange	1
Staten Island, Broward	1
Stiamk, Dade	1
Summerdale, Escambia	1
Scottsdale, Brevard	1
Scottsdale, Palm Beach	1
Pittsburgh, Alachua	1
Playa Del Rey, Palm Beach	1
Plymouth, Pasco	1
Port Saint Lucie, Marion	1
Roswell, Bay	1
Royal Palm, Palm Beach	1
Ruskin, Dade	1
Ruskin, Manatee	1
Saginaw, Broward	1
Pensacola Naval Hospital, Escambia	1
Oviedo, Orange	1
Pace, Escambia	1
Painted Post, Pasco	1

COVID-19: characteristics of 2,261,813 Florida resident cases

Data through May 20, 2021 verified as of May 21, 2021 at 09:25 AM

Data in this report are provisional and subject to change.

The table below includes the cities and counties of residence for cases in Florida residents based on the patient's ZIP Code. Note that city is not always received as part of the initial notification and may be missing while the case is being investigated.

City and county	Cases
Palatka, Marion	1
Winnetka, Dade	1
Winter Garden, Osceola	1
Winter Haven, Leon	1
Winter Haven, Osceola	1
Winter Park, Duval	1
Winter Park, Palm Beach	1
Winter Springs, Polk	1
Youngstown, Washington	1
West Hollywood, Broward	1
Wakefield, Broward	1
Waverly, Duval	1
Wabasha, Clay	1
Wekiwa Springs, Orange	1
Wildwood, Lee	1
Willington, Lee	1
Mckinney, Broward	1
Miamc, Dade	1
Matawan, Palm Beach	1
Milford, Lee	1
Missing, Levy	1
Missing, Okeechobee	1
Monroe Township, Palm Beach	1
Monroe, Lee	1
Moore Haven, Okeechobee	1
Lake Butler, Alachua	1
Ldhl, Broward	1
Las Vegas, Palm Beach	1
Longwood, Volusia	1
Leesburg, Seminole	1
Lincoln, St. Lucie	1
Little Neck, Lee	1
Jupiter, St. Lucie	1
Kenilworth, Leon	1
Irvine, Marion	1
Istachatta, Hernando	1
Jacksonville, Orange	1
Jefferson, Dade	1
Jonesboro, Leon	1
Key West, Duval	1
Keys West, Unknown	1
Kingsland, Nassau	1
Knoxville, Bay	1
Homeless, Monroe	1
Homeless, Pinellas	1
Howell, Dade	1
Hudson, Hernando	1
Hoclywsod, Dade	1
Holiday, Pinellas	1
Intrcsion Cty, Osceola	1
Inverness, Marion	1
Indian Rocks Beach, Duval	1
Indiantown, Palm Beach	1
Inglewood, Sarasota	1
Fort Lauderdale, Leon	1
Fort Myers, Sarasota	1
Fort Pierce, Palm Beach	1
Fort White, Clay	1
Erie, Monroe	1

COVID-19: characteristics of 2,261,813 Florida resident cases

Data through May 20, 2021 verified as of May 21, 2021 at 09:25 AM

Data in this report are provisional and subject to change.

The table below includes the cities and counties of residence for cases in Florida residents based on the patient's ZIP Code. Note that city is not always received as part of the initial notification and may be missing while the case is being investigated.

City and county	Cases
Fisher Island, Unknown	1
Dayton, Lake	1
Daytona Beach, Pinellas	1
East Palatka, Hillsborough	1
Eastpoint, Leon	1
Deltona, Seminole	1
Doral, Unknown	1
Downingtown, Broward	1
Downingtown, Hillsborough	1
Dpo, Santa Rosa	1
Garden City, Alachua	1
Gaylord, Orange	1
Goodrich, Charlotte	1
Gotcha, Orange	1
Greensburg, Palm Beach	1
Harpers Ferry, Palm Beach	1
Haines City, Osceola	1
Hernando, Marion	1
Hialeah, Collier	1
Helen, Bay	1
Dallas, Hernando	1
Dearborn, Broward	1
Deer Park, Dade	1
Deerfield, Dade	1
Deland, Seminole	1
Carmel, Orange	1
Cedar Springs, Hernando	1
Caracas, Dade	1
Alpharetta, Broward	1
O, Manatee	1
Acworth, Okaloosa	1
Apopka, Clay	1
Asheville, Highlands	1
Astoria, Broward	1
Atmore, Escambia	1
Bartow, Hardee	1
Bel Air, Collier	1
Berryton, Palm Beach	1
Brooklyn, Dade	1
Brooklyn, Lee	1
Bonnie, Broward	1
Boston, Broward	1
Troy, Manatee	1
Unkn, Duval	1
Venetian Islands, Dade	1
Topsham, Manatee	1
Sunbright, Palm Beach	1
West Yarmouth, St. Lucie	1
West Apim Beach, Palm Beach	1
Waipahu, Santa Rosa	1
Ward, Polk	1
Wellborn, Columbia	1
Winter Garden, Duval	1
Woodbine, Nassau	1
Yulee, St. Johns	1
Zephyrhills, Hillsborough	1
Rileyville, Flagler	1
Prattville, Hillsborough	1
Prestonsburg, Bay	1

COVID-19: characteristics of 2,261,813 Florida resident cases

Data through May 20, 2021 verified as of May 21, 2021 at 09:25 AM

Data in this report are provisional and subject to change.

The table below includes the cities and counties of residence for cases in Florida residents based on the patient's ZIP Code. Note that city is not always received as part of the initial notification and may be missing while the case is being investigated.

City and county	Cases
Quincy, Jackson	1
Rapid City, Broward	1
Saint Petersburg, Polk	1
Saint Joseph, Volusia	1
Russellville, Bay	1
Sagamore Beach, Charlotte	1
Saint Augustine, Broward	1
Saint Cloud, Palm Beach	1
Sweetwater, Manatee	1
Syracuse, Polk	1
Tallahassee, Dade	1
Tamarac, Dade	1
Tavares, Orange	1
Suitland, Volusia	1
San Antonio, Orange	1
Seminole, Leon	1
Shirley, Flagler	1
Oakland, Lee	1
North Palm Beach, Orange	1
Oldsmar, Hillsborough	1
Olean, Alachua	1
Myakka City, Sarasota	1
New Middletown, Hillsborough	1
New Port Richey, Pinellas	1
Newberry, Marion	1
Newtown, Lake	1
Petersburg, Manatee	1
Piassa, Putnam	1
Palmetto, Pasco	1
Parma, Manatee	1
Pass-A-Grille Beach, Pinellas	1
Other, Dade	1
Palmetto Bay, Palm Beach	1
Pembroke Pines, Orange	1
Pensacola, Sumter	1
Perth Amboy, Hillsborough	1
Powell, Lee	1
Randolph, Orange	1
Rivera Beach, Palm Beach	1
Paducah, Manatee	1
Orlando, Jackson	1
Orlando, Lee	1
Panama City, Unknown	1
Ocala, Citrus	1
Ocoee, Unknown	1
Odessa, Dade	1
Nantucket, Palm Beach	1
New Vernon, Palm Beach	1
Oldsray, Manatee	1
Newberry, Levy	1
Saint Augustine, Flagler	1
Port Orange, Brevard	1
Seffener, Hillsborough	1
Seminole, Lee	1
Sanford, Orange	1
Saint Petersburg, Charlotte	1
Stratford, Broward	1
South Hempstead, Alachua	1
Summerfield, Unknown	1

COVID-19: characteristics of 2,261,813 Florida resident cases

Data through May 20, 2021 verified as of May 21, 2021 at 09:25 AM

Data in this report are provisional and subject to change.

The table below includes the cities and counties of residence for cases in Florida residents based on the patient's ZIP Code. Note that city is not always received as part of the initial notification and may be missing while the case is being investigated.

City and county	Cases
Sunrtise, Dade	1
Tallahassee, Madison	1
Tallahassee, Pinellas	1
Windermere, Volusia	1
Wtixrat, Dade	1
White Plains, Broward	1
Whites Creek, Leon	1
Vero Beach, Unknown	1
University Of Central Florida, Lee	1
Trenton, Dixie	1
Toms River, Lee	1
Tourist, Dade	1
Watersound, Bay	1
Wauchula, Desoto	1
Unk, Duval	1
Ventura, Orange	1
Dover, Lee	1
Davenport, Lake	1
Dayton, Citrus	1
Dayton, Orange	1
Dearborn Heights, Hillsborough	1
Edgewood, Broward	1
Elkton, Putnam	1
Cincinnati, Dade	1
Chesterfield, Broward	1
Carteret, Polk	1
Connellsville, Highlands	1
Armstrong, St. Johns	1
Atl, Brevard	1
Alva, Escambia	1
Andalusia, Escambia	1
Arcadia, Highlands	1
Baker, Santa Rosa	1
Belleville, Palm Beach	1
Belmont, Santa Rosa	1
Blountstown, Broward	1
Bronson, Alachua	1
Brooker, Alachua	1
Brandon, Pinellas	1
Bradenton, Clay	1
Bonita, Lee	1
Bocaraten, Palm Beach	1
Hudson, Pinellas	1
Indian Rock Beach, Palm Beach	1
Hoosick Falls, Broward	1
Interlachen, Duval	1
Kaclsonville, Duval	1
Kechi, Orange	1
Fort Myers, Broward	1
Floral, Okaloosa	1
Forestville, Volusia	1
Gainesville, Okaloosa	1
Hialeahgardens, Dade	1
Hiram, Leon	1
Greenbrier, Bay	1
Greenville, Palm Beach	1
Groveland, Orange	1
Longwood, Broward	1
Lucedale, St. Lucie	1

COVID-19: characteristics of 2,261,813 Florida resident cases

Data through May 20, 2021 verified as of May 21, 2021 at 09:25 AM

Data in this report are provisional and subject to change.

The table below includes the cities and counties of residence for cases in Florida residents based on the patient's ZIP Code. Note that city is not always received as part of the initial notification and may be missing while the case is being investigated.

City and county	Cases
Macclenny, Duval	1
Mantua, Broward	1
Jacksonville, Nassau	1
Kissimmee, Unknown	1
Kure Beach, Monroe	1
Lakeland, Palm Beach	1
Leesburg, Broward	1
Mexico, Orange	1
Miami Gardens, Unknown	1
Middletown, Osceola	1
Mayaguez, Dade	1
Monroe, Hillsborough	1
Missing, Gilchrist	1
Palm Coast, Duval	1
Orlando, Union	1
Ovido, Seminole	1
Oxford, Palm Beach	1
Opalocka, Dade	1
North Canton, Palm Beach	1
Oakland, Leon	1
Ocala, Alachua	1
Okeechobee, St. Lucie	1
Miami, Collier	1
Miami, St. Lucie	1
Marshall, Palm Beach	1
New Richmond, Volusia	1
Steinhatchee, Madison	1
Spring Park, Alachua	1
South Burlington, Orange	1
Sarasota, Charlotte	1
Sarasota, Hillsborough	1
Shannon, Collier	1
Soddy Daisy, Broward	1
Soldotna, Broward	1
Saint Cloud, Lee	1
Saint Johns, Orange	1
San Antonio, Sarasota	1
Sanford, Volusia	1
Rio Dell, Volusia	1
Rochelle, Volusia	1
Port Saint Lucie, Orange	1
Princeton, Alachua	1
Provincetown, Collier	1
Panama City, Walton	1
Perry, Leon	1
Perth Amboy, Monroe	1
Winter Park, Osceola	1
Wood River, Polk	1
Worcester, Palm Beach	1
Wheaton, Lee	1
Wilmington, Broward	1
Wesley Chapel, Alachua	1
Umatilla, Alachua	1
University Of Central Florida, Monroe	1
Tampa, Volusia	1
Tangerine, Seminole	1
Tamarac, Seminole	1
Virginia Beach, Hernando	1
Waco, Broward	1

COVID-19: characteristics of 2,261,813 Florida resident cases

Data through May 20, 2021 verified as of May 21, 2021 at 09:25 AM

Data in this report are provisional and subject to change.

The table below includes the cities and counties of residence for cases in Florida residents based on the patient's ZIP Code. Note that city is not always received as part of the initial notification and may be missing while the case is being investigated.

City and county	Cases
Washington, Broward	1
Tewksbury, Orange	1
Toms River, Dade	1
Winter Park, Alachua	1
Bronx, Broward	1
Carol Stream, Orange	1
Castleberry, Escambia	1
Buffalo, Palm Beach	1
Bryant, Alachua	1
Alanson, Bay	1
Aollywoss, Dade	1
Apo, Pasco	1
Apopka, Flagler	1
Belleair, Hillsborough	1
Bohealia, Lee	1
Blowing Rock, Polk	1
Dorchester, Orange	1
Estero, Collier	1
Fanning Springs, Levy	1
Felton, Manatee	1
Deland, Polk	1
Cumberland, Palm Beach	1
Dade City, Hillsborough	1
Dallas, Lee	1
De Leon Springs, Putnam	1
Dearborn, Lee	1
Clear Brook, Lee	1
Charlotte, Pasco	1
Crestview, Holmes	1
College Station, Lake	1
Columbus, Brevard	1
Cookeville, Seminole	1
Cooksville, Duval	1
Fort Myers, Dade	1
Floral, Escambia	1
Gainesville, Baker	1
Gilmer, Dade	1
Grassy Key, Monroe	1
Haledon, Dade	1
Jacksonville, Manatee	1
Jamaica, Broward	1
Kingsland, Duval	1
Kissimmee, Brevard	1
Haverford, Hillsborough	1
Herrin, Orange	1
Jersey City, Polk	1
Miamf, Dade	1
Miami G, Dade	1
Marianna, Calhoun	1
Los Angeles, Palm Beach	1
Lyndhurst, Broward	1
Magnolia Square, Osceola	1
Maitland, Alachua	1
Labelle, Dade	1
Lake In The Hills, Columbia	1
Lake Placid, Alachua	1
Lake Worth Beach, Broward	1
Lemoyne, Manatee	1
Lawrence Township, Palm Beach	1

COVID-19: characteristics of 2,261,813 Florida resident cases

Data through May 20, 2021 verified as of May 21, 2021 at 09:25 AM

Data in this report are provisional and subject to change.

The table below includes the cities and counties of residence for cases in Florida residents based on the patient's ZIP Code. Note that city is not always received as part of the initial notification and may be missing while the case is being investigated.

City and county	Cases
Lander, Citrus	1
Las Vegas, Orange	1
Zolfo Springs, Polk	1
Westbrook, Dade	1
Wichita, Volusia	1
Winder Garden, Orange	1
Windermere, Leon	1
Windermere, Osceola	1
Windermere, Seminole	1
Winter Garden, Broward	1
Wells, Polk	1
Winter Garden, Pinellas	1
Yukon, Broward	1
Winter Park, Broward	1
Sun City Center, Hardee	1
Spring Hill , Hernando	1
Spring Hill, Dade	1
Starke, Clay	1
Stone Mountain, Palm Beach	1
Shelton, Manatee	1
Sodus, Charlotte	1
Sarasota, Flagler	1
Saxis, Lee	1
Schenectady, Polk	1
Sebastian, St. Lucie	1
Sebring, Lee	1
Washington, Unknown	1
Tulsa, Orange	1
Tiffin, Highlands	1
Tallahassee, Duval	1
Tampa, Palm Beach	1
Tavares, Marion	1
Temple Terrace, Pasco	1
Plantation, Orange	1
Pompano Beach, Martin	1
Potomac, Palm Beach	1
Port Everglades, Broward	1
Oviedo, Brevard	1
Pacifica, Dade	1
Parker, Dade	1
Parker, Leon	1
Palm Coast, Polk	1
Saint Petersburg, St. Lucie	1
Sandford, Seminole	1
Saint Johns, Unknown	1
Rye, Duval	1
Rex, Duval	1
Navarre, Dade	1
New Orleans, Palm Beach	1
Newark, Broward	1
Newburgh, Bay	1
Orange City, Seminole	1
Orange Park , Duval	1
Orem, Broward	1
Orlando, Columbia	1
Orlando, Indian River	1
Orlando, Sarasota	1
Old Town, Alachua	1
Omaha, Palm Beach	1

COVID-19: characteristics of 2,261,813 Florida resident cases

Data through May 20, 2021 verified as of May 21, 2021 at 09:25 AM

Data in this report are provisional and subject to change.

The table below includes the cities and counties of residence for cases in Florida residents based on the patient's ZIP Code. Note that city is not always received as part of the initial notification and may be missing while the case is being investigated.

City and county	Cases
Ona, Manatee	1
Ocoee, Osceola	1
Okeechobee, Broward	1
North Pole, Seminole	1
North Port, Lee	1
Littleton, Dade	1
Los Angeles, Hardee	1
Macdill Air Force Base, Hillsborough	1
Manchester, Okaloosa	1
Margate, Dade	1
Marshall, Dade	1
Medford, Palm Beach	1
Miami, Manatee	1
Miami Beach, Broward	1
Middlesburg, Duval	1
Lewisburg, Pasco	1
Leesburg, Marion	1
Lake City, Hamilton	1
La Grange, Dade	1
Harrison, Pinellas	1
Holly Ridge, Orange	1
Homeless, Polk	1
Homosassa, Hernando	1
Homosassa, Citrus	1
Jerusalem, St. Johns	1
Foley, Escambia	1
Granada Hills, Broward	1
Guilford, Dade	1
Fort Myers, Manatee	1
Fort Myers, Unknown	1
Fort Myers-, Lee	1
Gainesville, Duval	1
Cuttler Bay, Dade	1
Cypress, Leon	1
Deland, St. Lucie	1
Deltona, Orange	1
Davenport, Orange	1
Daytona Beach, Unknown	1
East Hampton, Palm Beach	1
Altoona, Marion	1
Argyle, Walton	1
Athens, Duval	1
Bogota, Orange	1
Bal Harbor, Dade	1
Bridgeport, Dade	1
Bronx, Palm Beach	1
Bradenton, Dade	1
Bradenton, Osceola	1
Cambridge, Broward	1
Clermont, Seminole	1
Clermont, Volusia	1
Clewiston, Glades	1
Coconut Creek, Dade	1
Columbus, Dade	1
Conway, Leon	1
Coventry, Broward	1
Conifer, Lee	1
Clarksboro, Lee	1
Chipley, Holmes	1

COVID-19: characteristics of 2,261,813 Florida resident cases

Data through May 20, 2021 verified as of May 21, 2021 at 09:25 AM

Data in this report are provisional and subject to change.

The table below includes the cities and counties of residence for cases in Florida residents based on the patient's ZIP Code. Note that city is not always received as part of the initial notification and may be missing while the case is being investigated.

City and county	Cases
Celebration, Palm Beach	1
Chattanooga, Dade	1
Elbow Lake, Palm Beach	1
Dunellen, Dade	1
Eatonville, Seminole	1
Diamond, Highlands	1
Doral, Broward	1
Cutler Bay, Broward	1
Dale City, Dade	1
Daniel Island, Bay	1
Boston, Dade	1
Brewster, Volusia	1
Bryn Mawr, Palm Beach	1
Burkeville, Brevard	1
Camden Wyoming, Duval	1
Boca Raton,, Palm Beach	1
Bear Grass, Palm Beach	1
Azalea Park, Osceola	1
Altamonte, Orange	1
Alva, Collier	1
Amelia Village, Nassau	1
Allentown, Putnam	1
Apple Creek, Citrus	1
Barefoot Beach, Lee	1
Battle Creek, Manatee	1
Avon, Manatee	1
Aventura, Osceola	1
Fortwalton Beach, Okaloosa	1
Garland, Orange	1
Fort Denaud, Glades	1
Fort Meyers, Lee	1
Fl State Lot, Leon	1
Flamingo Lodge, Dade	1
Fairless Hills, Broward	1
Everett, Dade	1
Homer, Escambia	1
Hialeah, Unknown	1
Hickory, Lee	1
Havana, Leon	1
Hersey, Pinellas	1
Lake Mary, Lake	1
Jeffersonville, Broward	1
Longwood, Orange	1
Lansdale, Lake	1
Lapeer, Manatee	1
Lehigh Cares, Lee	1
Live Oak, Columbia	1
Loganville, Orange	1
Miami, Charlotte	1
Miamii, Dade	1
Miami Garden, Unknown	1
Middleburg, Duval	1
Midland, Osceola	1
Missing, Hamilton	1
Missing, Wakulla	1
Monterey, Broward	1
Mumford, Manatee	1
N/A, Duval	1
Naples, Alachua	1

COVID-19: characteristics of 2,261,813 Florida resident cases

Data through May 20, 2021 verified as of May 21, 2021 at 09:25 AM

Data in this report are provisional and subject to change.

The table below includes the cities and counties of residence for cases in Florida residents based on the patient's ZIP Code. Note that city is not always received as part of the initial notification and may be missing while the case is being investigated.

City and county	Cases
Newtown, Dade	1
Opa Locka, Polk	1
Orem, Sarasota	1
Ocean City, Broward	1
Old Town, Gilchrist	1
San Antonio, Dade	1
Russellville, Hillsborough	1
Saint Augustine, Okaloosa	1
Sanford, Palm Beach	1
Sebastian, Lake	1
Ridgewood, Broward	1
Riverview, Manatee	1
Rochester, Broward	1
Roseland, Palm Beach	1
Republic, Monroe	1
Richmond, Palm Beach	1
Pompano Beach, Alachua	1
Oviedo, Leon	1
Porter Ranch, Dade	1
Raiford, Bradford	1
Ponte Vedra Beach, Orange	1
Port Orange , Volusia	1
Port Saint Lucie, Indian River	1
Youngstown, Calhoun	1
Yulee, Duval	1
Windermere, Okaloosa	1
Winter Garden, Hillsborough	1
Woodland Hills, Brevard	1
Wesley Chapel, Hillsborough	1
Village Of Palm Springs, Palm Beach	1
Virginia Beach, Alachua	1
Wayne, Palm Beach	1
Webster, Pasco	1
Wekiva Springs, Orange	1
Westerville, Hillsborough	1
Wilton Manors, Dade	1
Wilbur By The Sea, Volusia	1
Willowbrook, Lee	1
Wilmington, Pasco	1
Tower Lakes, Lee	1
Union City, Bradford	1
University Of Central Fl, Pasco	1
Steinhatchee, Alachua	1
Tallahassee, Wakulla	1
Tampa, Escambia	1
Tampa, Manatee	1
Tangerine, Lake	1
Plant City, Hendry	1
Plant City, Pinellas	1
Plantation, Unknown	1
Richmond Heights, Dade	1
Ridge Manor, Hernando	1
Riverview, Pinellas	1
Rochester, Lee	1
Rosemary Beach, Bay	1
Saint Cloud, Orange	1
Ponce, Orange	1
Port Saint Lucie, Duval	1
Pound Ridge, Leon	1

COVID-19: characteristics of 2,261,813 Florida resident cases

Data through May 20, 2021 verified as of May 21, 2021 at 09:25 AM

Data in this report are provisional and subject to change.

The table below includes the cities and counties of residence for cases in Florida residents based on the patient's ZIP Code. Note that city is not always received as part of the initial notification and may be missing while the case is being investigated.

City and county	Cases
Orlando, Highlands	1
Orem, Nassau	1
Olando, Orange	1
Parlin, Broward	1
Summerville, Dade	1
Tallahassee, Escambia	1
Telluride, Lee	1
Tinley Park, Lee	1
University Of Central Fl, Dade	1
Stockbridge, Leon	1
Sullivans Island, Dade	1
Tampa, Lee	1
Tampa, Polk	1
Saint Petersburg, Dade	1
San Juan, Osceola	1
San Pedro Sula, Dade	1
Sandy, Duval	1
Southampton, Palm Beach	1
South Otselic, Dade	1
Sevierville, Dade	1
Windermere, Polk	1
Winter Park, Lake	1
Winter, Pinellas	1
Wayne, Dade	1
Wellington, Broward	1
West Lafayette, Desoto	1
West Simsbury, Collier	1
Downers Grove, St. Lucie	1
Export, Palm Beach	1
Fort Myers, Lake	1
Felda, Palm Beach	1
Flagler Beach, Volusia	1
Flora, Lee	1
Fruitland Park, Sumter	1
Gainesville, Marion	1
Gastonia, Polk	1
Fresno, Pasco	1
Green, Clay	1
Greensburg, Orange	1
Greenville, Monroe	1
Groveland, Broward	1
Gulf Shores, Escambia	1
Clearwater, Highlands	1
Columbia, Orange	1
Coral Gables, Unknown	1
Crestview, Dade	1
Dade City, Polk	1
Darien, Pasco	1
Delrey Beach, Palm Beach	1
Arcadia, Charlotte	1
Aspen, Palm Beach	1
Atl, Broward	1
Atlanta, Broward	1
Aurburndale, Polk	1
Aventura, Unknown	1
Azalea Park, Sarasota	1
Biscayne Park, Broward	1
Alpharetta, Alachua	1
Apalachicola, Leon	1

COVID-19: characteristics of 2,261,813 Florida resident cases

Data through May 20, 2021 verified as of May 21, 2021 at 09:25 AM

Data in this report are provisional and subject to change.

The table below includes the cities and counties of residence for cases in Florida residents based on the patient's ZIP Code. Note that city is not always received as part of the initial notification and may be missing while the case is being investigated.

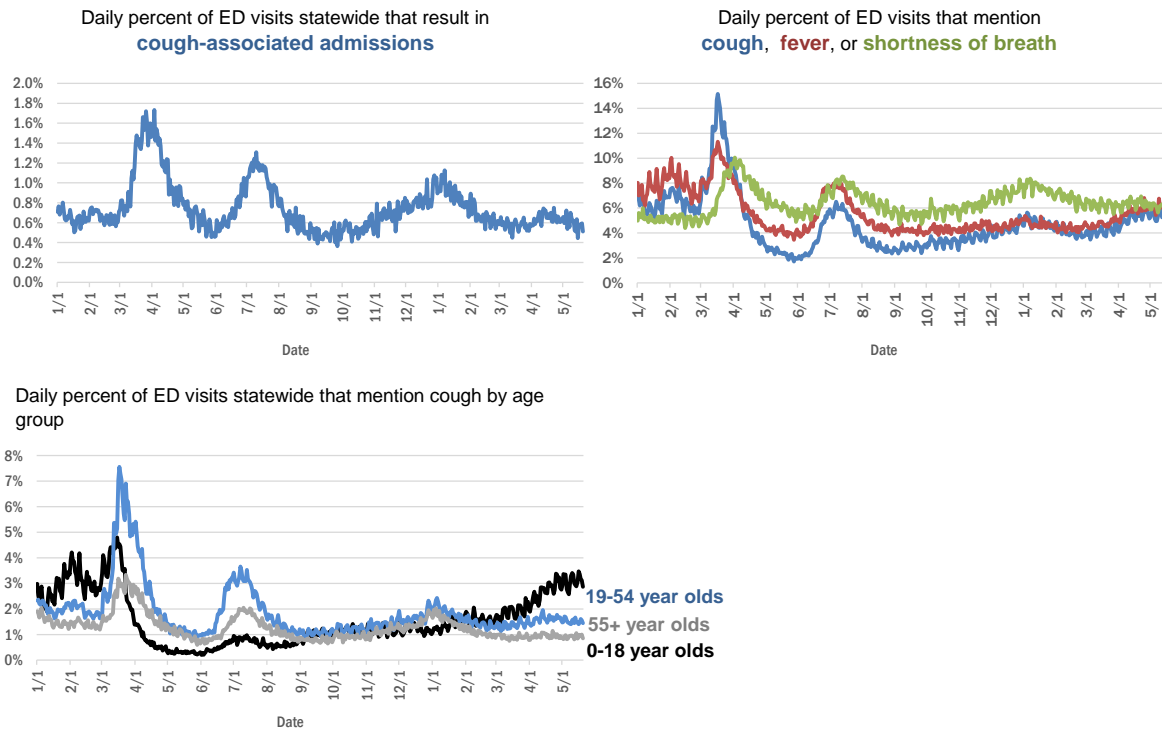
City and county	Cases
Brooksville, Columbia	1
Bryn Mawr, Collier	1
Canfield, Duval	1
Naugatuck, Lee	1
Myakka, Duval	1
Newport Beach, Palm Beach	1
North Adams, Manatee	1
North Little Rock, Palm Beach	1
Northville, Broward	1
Ocala, Indian River	1
Ocoee, Broward	1
Ocoee, Polk	1
New Vernon, Sarasota	1
New York, Broward	1
Missing, Hendry	1
Missing, Baker	1
Milford, Palm Beach	1
Minneapolis, Broward	1
Hilliard, Dade	1
Hollywood, Leon	1
Homestead, Monroe	1
Humble, Broward	1
Harrison, Dade	1
Havanna, Gadsden	1
Jacksonville, Flagler	1
Jacksonville, Palm Beach	1
Johns Island, Wakulla	1
Knoxville, Duval	1
Lake City, Volusia	1
Maitland, Unknown	1
Matlacha Island, Lee	1
Melbourne, Dade	1
Melbourne, Orange	1
Miami Beach, Palm Beach	1
Miami Granders, Dade	1
Los Angeles, Polk	1
Lakeland, Pasco	1
Total	2,261,813

COVID-19: additional surveillance information

Data through May 20, 2021 verified as of May 21, 2021 at 09:25 AM

Data in this report are provisional and subject to change.

Statewide emergency department (ED) chief complaint and admission data



The Electronic Surveillance System for the Early Notification of Community-Based Epidemics (ESSENCE-FL) includes chief complaint data from 211 of 211 Florida EDs. Data are transmitted electronically to ESSENCE-FL daily or hourly.

COVID-19: testing by laboratory

Data through May 20, 2021 verified as of May 21, 2021 at 09:25 AM

Data in this report are provisional and subject to change.

The numbers in the table below represent the number of Florida and non-Florida residents for whom test results were received by the Department of Health. A person can be tested by more than one laboratory and can have both positive and negative results. **Therefore, the sum of the numbers in each column will be larger than the total number of people tested.**

Reporting lab	Inconclusive	Negative	Positive	Percent positive	Total
CURATIVE LABS	16,842	1,869,997	289,764	13%	2,176,603
LABORATORY CORPORATION OF AMERICA	2,686	1,736,476	234,324	12%	1,973,486
QUEST DIAGNOSTICS	12,572	1,452,806	211,886	13%	1,677,264
BIO REFERENCE LABORATORIES, INC	7,571	1,000,465	191,992	16%	1,200,028
HELIX	11,133	804,453	137,969	14%	953,555
REALTOX LABS LLC	7,100	635,879	104,280	14%	747,259
NOMI_HEALTH	3,883	638,685	85,080	12%	727,648
RCA LABORATORY SERVICES, LLC/GENETWORX		526,261	57,979	10%	584,240
PALM BEACH BALLPARK		437,545	48,827	10%	486,372
GENETWORX	661	390,596	33,004	8%	424,261
PWNHEALTH	2,506	370,338	49,938	12%	422,782
CDR MAGUIRE - HEALTH CARE CENTER		338,620	51,564	13%	390,184
IMPACT HEALTH BIOMETRIC TESTING, INC	1,056	243,230	29,053	11%	273,339
BPHL-JACKSONVILLE	18	210,730	35,952	15%	246,700
EAST FLORIDA STATE COLLEGE - BREVARD		212,886	26,986	11%	239,872
ADVENTHEALTH LAB	99	200,567	25,489	11%	226,155
BPHL-MIAMI	225	184,455	29,555	14%	214,235
FULGENT DIAGNOSTICS LABORATORY	4,256	186,165	21,388	10%	211,809
NOMI HEALTH LAB SERVICES		172,682	20,013	10%	192,695
MAKO GENOMICS	8,275	147,339	27,144	15%	182,758
AEGIS SCIENCES CORPORATION	1,518	151,836	23,200	13%	176,554
BAYCARE LABORATORIES LLC	699	155,568	12,825	8%	169,092
CB SMITH PARK		150,114	18,793	11%	168,907
MAYO CLINIC LABORATORIES	348	148,387	18,112	11%	166,847
MEMORIAL REGIONAL HOSPITAL SOUTH	31	132,287	26,139	16%	158,457
ORLANDO HEALTH SYSTEM	687	143,249	14,267	9%	158,203
ELABNETWORK	1,059	140,049	12,041	8%	153,149
ASCENSION SACRED HEART HOSPITAL - PENSACOLA	2	119,779	18,232	13%	138,013
BIOCOLLECTIONS WORLDWIDE, INC	781	121,654	13,997	10%	136,432
AKESOGEN		109,396	20,950	16%	130,346
NORTHWEST LABORATORY	247	121,165	6,479	5%	127,891
TESTING MATTERS INC	1,518	106,301	20,033	16%	127,852
BPHL-TAMPA (SPECTRUM BLVD)	46	99,908	18,344	16%	118,298
TAMPA GENERAL HOSPITAL	4	106,134	10,033	9%	116,171
UF HEALTH MEDICAL LAB	33	106,217	9,920	9%	116,170
ADVENT HEALTH LAB	112	101,258	13,955	12%	115,325
MEDICAL DIAGNOSTIC LABORATORIES	977	98,618	14,224	12%	113,819
BAPTIST HEALTH SOUTH FLORIDA	402	93,753	13,668	13%	107,823
DIATHERIX LABORATORIES (VRL EUROFINs)	1	93,100	13,630	13%	106,731
KORVALABS, INC	1,286	92,798	4,758	5%	98,842
SUNPATH MEDICAL DIAGNOSTICS LABORATORY	849	81,108	12,498	13%	94,455
LAKELAND REGIONAL MEDICAL CENTER	321	78,653	10,109	11%	89,083
JACKSON MEMORIAL HOSPITAL CLINICAL LAB	79	75,930	12,678	14%	88,687
ASCENSION ST VINCENT'S - RIVERSIDE	2	77,734	10,790	12%	88,526
SOUTH MIAMI HOSPITAL LAB	483	76,836	10,458	12%	87,777
MINUTECLINIC LLC		74,150	11,918	14%	86,068

COVID-19: testing by laboratory

Data through May 20, 2021 verified as of May 21, 2021 at 09:25 AM

Data in this report are provisional and subject to change.

The numbers in the table below represent the number of Florida and non-Florida residents for whom test results were received by the Department of Health. A person can be tested by more than one laboratory and can have both positive and negative results. **Therefore, the sum of the numbers in each column will be larger than the total number of people tested.**

Reporting lab	Inconclusive	Negative	Positive	Percent positive	Total
INGENIOUS PERSONALIZED MEDICINE	297	67,814	13,276	16%	81,387
UF HEALTH SHANDS HOSPITAL	552	69,993	4,950	7%	75,495
AMERICAN HEALTH ASSOCIATES	9	68,349	5,536	7%	73,894
APPLIED INGENUITY DIAGNOSTICS LLC		67,955	3,467	5%	71,422
AIT LABORATORIES		56,967	6,960	11%	63,927
BAPTIST HEALTH - JACKSONVILLE	4	58,459	4,305	7%	62,768
GENESIS REFERENCE LABORATORIES		55,423	5,555	9%	60,978
AMELIA EARHART		51,441	8,363	14%	59,804
ADVENTIST HEALTH SYSTEMS SUNBELT INC DBA		52,646	6,864	12%	59,510
SARASOTA MEMORIAL HOSPITAL MAIN LAB	12	52,823	4,280	7%	57,115
NICKLAUS CHILDREN'S HOSPITAL	75	50,160	6,039	11%	56,274
BROWARD GENERAL MEDICAL CENTER-CLINICAL LAB	2	49,963	5,337	10%	55,302
TALLAHASSEE MEMORIAL HOSPITAL	242	48,899	5,713	10%	54,854
ARUP LABORATORIES	16	50,119	2,926	6%	53,061
FLORIDA HOSPITAL - TAMPA	37	48,412	3,710	7%	52,159
MEDFAST URGENT CARE CENTERS, LLC	20	45,029	6,687	13%	51,736
DWIC OF TAMPA BAY INC		44,025	5,982	12%	50,007
INTEGRATED REGIONAL LABORATORIES LLP	16	42,745	5,910	12%	48,671
UNIVERSITY OF MIAMI HOSPITAL	170	41,970	4,069	9%	46,209
LEE HEALTH - CAPE CORAL HOSPITAL	3	39,857	6,226	14%	46,086
MILLENNIUM PHYSICIAN GROUP	17	38,476	7,543	16%	46,036
VIRACOR EUROFINIS		36,111	9,851	21%	45,962
UF HEALTH JACKSONVILLE	62	40,051	4,434	10%	44,547
ECCO LAB GROUP CO	547	37,254	4,824	11%	42,625
MOUNT SINAI MEDICAL CENTER	18	36,167	3,740	9%	39,925
NORTH FLORIDA REGIONAL MEDICAL CENTER		35,557	3,823	10%	39,380
ST JOSEPHS HOSPITAL LABORATORY	23	34,966	4,292	11%	39,281
NIGHT LITE PEDIATRIC CENTER LLC		35,250	3,598	9%	38,848
BRANDON REGIONAL HOSPITAL		33,733	4,323	11%	38,056
ORANGE COUNTY CONVENTION CENTER		33,330	3,724	10%	37,054
GENESIS MEDICAL LABORATORY	478	31,167	5,328	14%	36,973
STS LAB 2 LLC	6	34,913	1,902	5%	36,821
WALGREENS	38	30,567	5,619	16%	36,224
MIAMI DADE COUNTY		32,091	3,527	10%	35,618
JUPITER MEDICAL CENTER LAB	88	31,922	3,021	9%	35,031
JFK MEDICAL CENTER LAB	1	30,512	3,761	11%	34,274
HOLY CROSS HOSPITAL CLINICAL LAB	1	30,864	2,801	8%	33,666
PALMETTO GENERAL HOSPITAL LAB	3	28,227	5,248	16%	33,478
WATSON CLINIC LLP		26,296	6,112	19%	32,408
AVENTUS BIO LABS	17	27,595	3,688	12%	31,300
CLEVELAND CLINIC TRADITION HOSPITAL		27,897	2,272	8%	30,169
CLEVELAND CLINIC HOSPITAL LAB	4	26,560	2,714	9%	29,278
INFINITY BIOLOGIX LLC (GINKO BIOWORKS)	118	27,207	1,257	4%	28,582
MALABAR MEDICAL WALK IN CLINIC	1	23,836	4,654	16%	28,491

COVID-19: testing by laboratory

Data through May 20, 2021 verified as of May 21, 2021 at 09:25 AM

Data in this report are provisional and subject to change.

The numbers in the table below represent the number of Florida and non-Florida residents for whom test results were received by the Department of Health. A person can be tested by more than one laboratory and can have both positive and negative results. **Therefore, the sum of the numbers in each column will be larger than the total number of people tested.**

Reporting lab	Inconclusive	Negative	Positive	Percent positive	Total
MIAMI BEACH CONVENTION CENTER		26,105	2,111	7%	28,216
HEALTHLINK DIAGNOSTIC LABORATORIES	302	25,329	2,497	9%	28,128
MORTON PLANT HOSPITAL-ADLER INSTITUTE	26	24,261	2,929	11%	27,216
ACCESS DX LABORATORY	234	24,798	2,165	8%	27,197
LAB DIAGNOSTICS LLC	407	20,186	5,408	21%	26,001
SAINT MARY'S MEDICAL CENTER	27	23,429	2,533	10%	25,989
UNITED CLINICAL LABORATORY LLC	3	22,890	2,815	11%	25,708
DRS CLACK SPENCER WHITE & MCCORMACK PA D/B/A		22,651	2,187	9%	24,838
BAYFRONT HEALTH - ST PETERSBURG	17	22,001	2,729	11%	24,747
PANCARE OF FLORIDA INC		21,385	2,575	11%	23,960
STATLAB_MOBILE	1	20,547	2,064	9%	22,612
VISTA CLINICAL DIAGNOSTICS	495	19,734	2,282	10%	22,511
NAPLES COMMUNITY HOSPITAL	76	20,097	2,084	9%	22,257
PATIENTS FIRST LAKE ELLA MEDICAL CENTER PA		18,714	3,347	15%	22,061
HOMESTEAD HOSPITAL CLINICAL LABORATORY	27	18,253	3,696	17%	21,976
LAWNWOOD REGIONAL MEDICAL CENTER	1	19,257	2,534	12%	21,792
LEESBURG REGIONAL MEDICAL CENTER		19,220	2,568	12%	21,788
CLARITY LAB SOLUTIONS	119	19,409	2,202	10%	21,730
SYNERGY DIAGNOSTIC LABORATORY	98	18,842	2,524	12%	21,464
NORTHWEST MEDICAL CENTER	1	18,819	2,509	12%	21,329
OSCEOLA REGIONAL MEDICAL CENTER	1	18,729	2,538	12%	21,268
MEMORIAL HOSPITAL JACKSONVILLE	8	17,889	2,942	14%	20,839
ADVENT HEALTH - DAYTONA BEACH	32	18,890	1,816	9%	20,738
EXACT SCIENCES LABORATORIES	1	18,177	2,309	11%	20,487
LABS ASAP LLC		18,608	1,700	8%	20,308
ORANGE PARK MEDICAL CENTER	9	17,218	2,930	15%	20,157
BETHESDA HOSPITAL EAST		18,257	1,736	9%	19,993
OAK HILL HOSPITAL		17,677	2,109	11%	19,786
DELRAY MEDICAL CENTER LAB	3	17,653	1,853	9%	19,509
MEMORIAL REGIONAL HOSPITAL CLINICAL LABORATORY	11	18,068	1,173	6%	19,252
MEDRITE MEDICAL CARE, PC	6,840	11,237	1,065	6%	19,142
INDIAN RIVER PATHOLOGY LLC		17,559	1,353	7%	18,912
NEMOURS CHILDRENS HOSPITAL	1	17,739	1,108	6%	18,848
BAPTIST HEALTH - SOUTH		17,450	1,371	7%	18,821
WEST KENDALL BAPTIST HOSPITAL	14	15,416	3,357	18%	18,787
ADVENTHEALTH CENTRA CARE LAKE BUENA VISTA		16,151	2,211	12%	18,362
LARGO MEDICAL CENTER		16,130	1,889	10%	18,019
WINTER HAVEN HOSPITAL CLINICAL LABORATORY	4	15,143	2,661	15%	17,808
MEDICAL CENTER OF TRINITY CLINICAL LABORATORY	2	15,835	1,756	10%	17,593
MOLECULAR INFECTIOUS DISEASES	675	16,163	747	4%	17,585
PALMS WEST HOSPITAL LAB	2	15,284	2,225	13%	17,511
HEALTH CENTER AT SINAI RESIDENCES		16,924	506	3%	17,430
BIOCERNA LABS	461	14,582	2,112	12%	17,155
NATIONWIDE LABORATORY SERVICES INC	567	14,667	1,911	11%	17,145

COVID-19: testing by laboratory

Data through May 20, 2021 verified as of May 21, 2021 at 09:25 AM

Data in this report are provisional and subject to change.

The numbers in the table below represent the number of Florida and non-Florida residents for whom test results were received by the Department of Health. A person can be tested by more than one laboratory and can have both positive and negative results. **Therefore, the sum of the numbers in each column will be larger than the total number of people tested.**

Reporting lab	Inconclusive	Negative	Positive	Percent positive	Total
ACCESS MEDICAL LABORATORIES	4	8,765	8,336	49%	17,105
THE HEALTHCARE DISTRICT OF PALM BEACH COUNTY	51	14,633	2,063	12%	16,747
FULGENT DIAGNOSTICS	172	15,512	1,009	6%	16,693
UHEALTH CORAL GABLES/LENNAR MED CTR	55	15,517	1,107	7%	16,679
MERCY HOSPITAL A CAMPUS OF PLANTATION GEN HOSP LAB	1	14,260	2,397	14%	16,658
LEE HEALTH - LEE MEMORIAL HOSPITAL		12,796	3,846	23%	16,642
BAPTIST HEALTHCARE - BAPTIST HOSPITAL	6	13,266	3,351	20%	16,623
LEE DAVIS COMMUNITY RESOURCE CENTER		14,185	2,354	14%	16,539
WEST FLORIDA HOSPITAL LAB	2	13,132	3,225	20%	16,359
WESTSIDE REGIONAL MED CTR	2	14,030	2,319	14%	16,351
GOOD SAMARITAN MEDICAL CENTER LAB	2	14,303	2,006	12%	16,311
WELLINGTON REGIONAL MED CTR LAB	6	14,468	1,798	11%	16,272
PRIVA PATH LABS	83	15,118	1,025	6%	16,226
REGIONAL MEDICAL CENTER BAYONET POINT	2	14,902	1,308	8%	16,212
THE VILLAGES REGIONAL HOSPITAL		14,107	1,463	9%	15,570
GULF COAST MEDICAL CENTER MICROLAB		12,240	3,223	21%	15,463
AVENTURA HOSPITAL LAB		12,576	2,756	18%	15,332
CORAL GABLES HOSPITAL CLINICAL LABORATORY		13,042	2,160	14%	15,202
CARDIOPATH	84	13,162	1,933	13%	15,179
CAPITAL REGIONAL MEDICAL CTR		12,314	2,593	17%	14,907
BAPTIST HEALTH SOUTH FLORIDA - WEST KENDALL URGENT CARE		12,404	2,394	16%	14,798
PRECISION HEALTH RESOURCES LLC		13,798	967	7%	14,765
NONA SCIENTIFIC	5	11,556	3,193	22%	14,754
BLAKE MEDICAL CENTER		12,973	1,679	11%	14,652
WEST BOCA MEDICAL CENTER LAB		13,590	1,035	7%	14,625
INDIAN RIVER MEDICAL CENTER LAB		13,669	852	6%	14,521
HALIFAX MEDICAL CENTER LAB	40	12,302	2,089	14%	14,431
LEE HEALTH - HEALTH PARK MEDICAL CENTER		12,226	2,205	15%	14,431
MANATEE MEMORIAL HOSPITAL		13,116	1,186	8%	14,302
PALM BEACH GARDENS MEDICAL CTR LAB		12,605	1,337	10%	13,942
FAU		12,786	1,152	8%	13,938
PHYSICIANS REGIONAL MEDICAL CENTER - PINE RIDGE RD	1	12,567	1,320	10%	13,888
CernerELR_Advent		12,238	1,637	12%	13,875
ST ANTHONY'S HOSPITAL LAB	30	12,108	1,683	12%	13,821
PLANTATION GENERAL HOSPITAL		11,642	2,045	15%	13,687
LAKE CITY MEDICAL CENTER		11,119	2,373	18%	13,492
ST JOSEPHS HOSPITAL	18	11,340	1,931	15%	13,289
FLORIDA HOSPITAL HEARTLAND MED CTR CLINICAL LAB	33	11,555	1,610	12%	13,198
FLORIDA MEDICAL CENTER - A CAMPUS OF NORTH SHORE	2	11,521	1,546	12%	13,069
ADVENTHEALTH CENTRA CARE WATERFORD LAKES		10,905	2,114	16%	13,019
FLORIDA LABORATORY ANALYSIS		11,427	1,585	12%	13,012
LARKIN COMMUNITY HOSPITAL	10	11,210	1,593	12%	12,813
PATHNOSTICS	47	10,282	2,481	19%	12,810
GENOVA DIAGNOSTICS LABORATORY	70	11,577	1,144	9%	12,791
CENTRAL FLORIDA REGIONAL HOSPITAL		11,451	1,316	10%	12,767
JOHNS HOPKINS ALL CHILDREN'S HOSPITAL		11,903	749	6%	12,652

COVID-19: testing by laboratory

Data through May 20, 2021 verified as of May 21, 2021 at 09:25 AM

Data in this report are provisional and subject to change.

The numbers in the table below represent the number of Florida and non-Florida residents for whom test results were received by the Department of Health. A person can be tested by more than one laboratory and can have both positive and negative results. **Therefore, the sum of the numbers in each column will be larger than the total number of people tested.**

Reporting lab	Inconclusive	Negative	Positive	Percent positive	Total
ADVENT HEALTH - WESLEY CHAPEL	14	11,327	1,162	9%	12,503
DOCTORS HOSPITAL	7	10,576	1,900	15%	12,483
NORTHSIDE HOSPITAL AND HEART INSTITUTE		11,286	1,175	9%	12,461
EXPRESS GENE MOLECULAR DIAGNOSTICS LABORATORY	1	10,820	1,593	13%	12,414
MEASE COUNTRYSIDE LAB	14	10,931	1,348	11%	12,293
CORAL SPRINGS MED CTR		11,043	1,182	10%	12,225
VIKOR SCIENTIFIC	49	10,245	1,902	16%	12,196
BINAXNOW	10	9,185	2,942	24%	12,137
LAKE CITY HM		11,147	988	8%	12,135
COAST DIAGNOSTICS LLC	54	10,789	1,291	11%	12,134
HEALTHQUEST ESOTERICS		10,455	1,671	14%	12,126
FLORIDA HOSPITAL DELAND	10	10,673	1,428	12%	12,111
ADVENTHEALTH CENTRA CARE ST CLOUD	1	10,372	1,723	14%	12,096
PWN HEALTH	17	9,962	2,088	17%	12,067
BAPTIST HEALTH SOUTH FLORIDA - COUNTRY WALK URGENT CARE		9,996	2,045	17%	12,041
FLORIDA HOSPITAL WATERMAN LABORATORY	70	10,997	865	7%	11,932
WEST PALM HOSPITAL LAB		10,906	878	7%	11,784
SARKIS CLINICAL TRIALS	25	10,360	1,399	12%	11,784
AMERICAN FAMILY CARE	1	7,217	4,552	39%	11,770
ST MARKS HOSPITAL LABORATORY B	78	10,627	1,002	9%	11,707
GENE BY GENE, GENOMICS RESEARCH CENTER LAB	44	10,901	711	6%	11,656
LEON MEDICAL CENTERS LLC		9,273	2,262	20%	11,535
SYNERGY LABORATORIES	37	10,235	1,235	11%	11,507
H LEE MOFFITT CANCER CENTER LABORATORY	5	11,136	297	3%	11,438
FLORIDA HOSPITAL FLAGLER	29	10,306	1,017	9%	11,352
NCF DIAGNOSTICS & DNA TECHNOLOGIES LAB	276	10,319	579	5%	11,174
FLORIDA HOSPITAL OCALA		9,901	1,157	10%	11,058
OCALA REGIONAL MEDICAL CENTER		9,699	1,306	12%	11,005
MEDARBOR DIAGNOSTICS	1	9,804	1,162	11%	10,967
NCH DOWNTOWN NAPLES HOSPITAL	18	9,982	856	8%	10,856
BROWARD HEALTH NORTH CLINICAL LABORATORY		9,675	1,178	11%	10,853
LABSTAT LLC	29	10,243	494	5%	10,766
INDIAN RIVER MEDICAL CENTER		9,582	1,162	11%	10,744
FLORIDA HOSPITAL OF CARROLLWOOD	23	9,079	1,500	14%	10,602
NORTH SHORE MEDICAL CENTER		8,865	1,712	16%	10,577
ADVENTHEALTH CENTRA CARE CLERMONT		9,092	1,460	14%	10,552
LEE HEALTH CONVENIENT CARE - PAGE FIELD		9,424	1,100	10%	10,524
LARKIN COMMUNITY HOSPITAL INC DBA CARDIOTROPIC		6,819	3,619	35%	10,438
NCH NORTH NAPLES HOSPITAL	10	9,478	949	9%	10,437
LEE HEALTH - GULF COAST MEDICAL CENTER	2	8,586	1,839	18%	10,427
FIRST CHOICE LABORATORY LLC	112	9,666	622	6%	10,400
AVECINA MEDICAL	4	6,210	4,168	40%	10,382
MINUTECLINIC LLC		8,931	1,415	14%	10,346
SANTA ROSA MEDICAL CENTER	2	8,724	1,580	15%	10,306
FLORIDA HOSPITAL ZEPHYRHILLS	10	9,137	1,146	11%	10,293
ADVENTHEALTH CENTRA CARE UNIVERSITY	1	9,001	1,205	12%	10,207

COVID-19: testing by laboratory

Data through May 20, 2021 verified as of May 21, 2021 at 09:25 AM

Data in this report are provisional and subject to change.

The numbers in the table below represent the number of Florida and non-Florida residents for whom test results were received by the Department of Health. A person can be tested by more than one laboratory and can have both positive and negative results. **Therefore, the sum of the numbers in each column will be larger than the total number of people tested.**

Reporting lab	Inconclusive	Negative	Positive	Percent positive	Total
ANNE BATES LEACH EYE HOSPITAL/ ABLEH MICROBIOLOGY LABORATORY	9	10,030	135	1%	10,174
BAPTIST HEALTH - BEACHES		9,443	703	7%	10,146
PARAMOUNT URGENT CARE	4	6,477	3,637	36%	10,118
ST LUCIE MEDICAL CENTER		8,359	1,720	17%	10,079
ADVENTHEALTH CENTRA CARE WINTER GARDEN	1	8,898	1,151	11%	10,050
P4 CLINICAL, LLC	205	8,836	996	10%	10,037
ADVENTHEALTH CENTRA CARE WINTER PARK		8,976	1,048	10%	10,024
CLEVELAND CLINIC MARTIN NORTH HOSPITAL		8,839	1,028	10%	9,867
SRQ DRIVE THROUGH		8,944	905	9%	9,849
CLEVELAND CLINIC MARTIN SOUTH HOSPITAL	1	8,734	1,006	10%	9,741
AVECINA	20	9,009	706	7%	9,735
MEMORIAL HOSPITAL WEST LABORATORY SERVICES	15	8,872	841	9%	9,728
BOSTON HEART DIAGNOSTICS CORP		8,478	1,219	13%	9,697
MEMORIAL HOSPITAL MICRO		9,059	613	6%	9,672
PALM BEACH BALL PARK		8,607	1,040	11%	9,647
BAPTIST HEALTH SOUTH FLORIDA - MIAMI LAKES URGENT CARE		7,614	2,028	21%	9,642
ADVENTHEALTH CENTRA CARE LAKELAND	1	8,298	1,336	14%	9,635
UNIVERSITY HOSPITAL AND MEDICAL CENTER		8,110	1,454	15%	9,564
SOUTH BAY HOSPITAL CLINICAL LAB	1	8,383	983	10%	9,367
BAYCARE COMMUNITY HEALTH		9,079	199	2%	9,278
ADVENTHEALTH CENTRA CARE HUNTERS CREEK	3	8,013	1,203	13%	9,219
INFORM DIAGNOSTICS, INC		8,685	531	6%	9,216
ADVENTHEALTH CENTRA CARE LEE ROAD		8,160	982	11%	9,142
QDX PATHOLOGY SERVICES	2	8,712	426	5%	9,140
POINCIANA MEDICAL CENTER		7,200	1,897	21%	9,097
WEST MARION COMMUNITY HOSPITAL LAB		7,658	1,425	16%	9,083
BAYFRONT HEALTH - PORT CHARLOTTE		8,350	681	8%	9,031
ADVENTHEALTH CENTRA CARE SANFORD		7,903	1,126	12%	9,029
CERNERELR_BAYCARE	43	8,320	616	7%	8,979
FLORIDA HOSPITAL FISH MEMORIAL	19	7,623	1,313	15%	8,955
ADVENTHEALTH EXPRESS CARE		7,427	1,520	17%	8,947
KD MEDICAL CHOICE LLC	5	8,127	774	9%	8,906
LAKEWOOD RANCH MEDICAL CENTER		8,204	692	8%	8,896
MORTON PLANT-MEASE	5	7,787	858	10%	8,650
ISPM LABS, LLC DBA CAPSTONE DIAGNOSTICS, LLC		8,207	406	5%	8,613
EGLIN AIR FORCE BASE	14	6,788	1,802	21%	8,604
MINUTECLINIC LLC #1067		7,400	1,200	14%	8,600
ADVENTHEALTH CENTRA CARE APOPKA	1	7,362	1,226	14%	8,589
ATLANTIS URGENT CARE	12	6,756	1,806	21%	8,574
ADVENTHEALTH CENTRA CARE LAKE MARY	2	7,465	1,089	13%	8,556
ADVENTHEALTH CENTRA CARE DR PHILLIPS		7,670	853	10%	8,523
ADVENTHEALTH CENTRA CARE MOUNT DORA		7,200	1,249	15%	8,449
HIALEAH HOSPITAL	4	6,613	1,830	22%	8,447
EMERALD COAST URGENT CARE		6,683	1,757	21%	8,440
BAPTIST HEALTH SOUTH FLORIDA - WESTCHESTER URGENT CARE		6,965	1,448	17%	8,413
ARCPPOINT LABS OF FORT MYERS	5	7,441	965	11%	8,411

COVID-19: testing by laboratory

Data through May 20, 2021 verified as of May 21, 2021 at 09:25 AM

Data in this report are provisional and subject to change.

The numbers in the table below represent the number of Florida and non-Florida residents for whom test results were received by the Department of Health. A person can be tested by more than one laboratory and can have both positive and negative results. **Therefore, the sum of the numbers in each column will be larger than the total number of people tested.**

Reporting lab	Inconclusive	Negative	Positive	Percent positive	Total
ADVENTIST HEALTH SYSTEMS, SUNBELT INC		7,247	1,157	14%	8,404
SPORTS DRUG TESTING LABORATORY	168	7,973	231	3%	8,372
WELLINGTON REGIONAL MEDICAL CENTER		7,702	650	8%	8,352
ADVENTHEALTH CENTRA CARE KISSIMMEE		7,480	866	10%	8,346
AVECINA MEDICAL OAKLEAF	3	6,977	1,330	16%	8,310
CERNERELR_BAPTISTMIAMI	31	7,313	862	11%	8,206
GENOSUR LLC	26	8,050	101	1%	8,177
BAPTIST HEALTH SOUTH FLORIDA - DORAL URGENT CARE		6,593	1,566	19%	8,159
HOLMES REG MED CENTER CLINICAL LAB		7,327	829	10%	8,156
OVIEDO MEDICAL CENTER		7,281	821	10%	8,102
EMPIRE CITY LABORATORIES INC	100	6,838	1,115	14%	8,053
PARAMOUNT URGENT CARE INC	1	5,389	2,656	33%	8,046
MINUTECLINIC LLC #8396		6,775	1,178	15%	7,953
BAPTIST HEALTH - NASSAU		7,565	380	5%	7,945
ADVENTHEALTH CENTRA CARE ALTAMONTE		6,868	980	12%	7,848
DYNIX DIAGNOSTIX		7,077	754	10%	7,831
MINUTECLINIC		6,649	1,109	14%	7,758
SPECTOR SCIENTIFIC LAB	22	6,579	1,136	15%	7,737
MEDEXPRESS URGENT CARE OF BOYNTON BEACH LLC		7,090	633	8%	7,723
ST PETERSBURG GENERAL HOSPITAL		6,596	1,085	14%	7,681
COMMUNITY HEALTH CENTERS OF PINELLAS INC	2	6,231	1,419	19%	7,652
IMPERIAL POINT MEDICAL CENTER		6,963	659	9%	7,622
SUNCOAST PATHOLOGY ASSOCIATES		6,991	628	8%	7,619
MINUTE CLINIC LLC		6,669	929	12%	7,598
MEDEXPRESS URGENT CARE HUDSON		6,544	1,054	14%	7,598
NCH NORTH NAPLES HOSPITAL LAB	15	6,733	833	11%	7,581
MEDEXPRESS URGENT CARE	2	5,270	2,269	30%	7,541
ADVENT HEALTH - HEART OF FLORIDA ER	1	6,543	989	13%	7,533
PHARMCO RX	2	7,154	346	5%	7,502
ADVENTHEALTH CENTRA CARE AZALEA PARK		6,361	1,067	14%	7,428
HOLIDAY CVS LLC		6,871	408	6%	7,279
AHCC WESLEY CHAPEL		6,414	841	12%	7,255
ST JOSEPHS NORTH HOSPITAL LAB	7	6,186	1,046	14%	7,239
AVERO DIAGNOSTICS - IRVING	11	6,724	478	7%	7,213
MINUTECLINIC LLC #3703		5,850	1,333	19%	7,183
ADVENTHEALTH CENTRA CARE OVIEDO		6,189	993	14%	7,182
UNKNOWN	7	3,645	3,520	49%	7,172
CLINICAL REFERENCE LABORATORY	2	6,771	372	5%	7,145
ACUTIS DIAGNOSTICS	171	5,788	1,158	16%	7,117
FLORIDA FAMILY LABORATORY, INC DBA	66	6,514	502	7%	7,082
FORT WALTON BEACH MEDICAL CENTER		6,128	953	13%	7,081
FLORIDA COMMUNITY HEALTH CENTER		5,687	1,344	19%	7,031
FLORIDA HOSPITAL NORTH PINELLAS	11	6,380	543	8%	6,934
ANGEL KIDS PEDIATRICS		6,552	364	5%	6,916
SOLARIS DIAGNOSTICS	11	6,286	614	9%	6,911
RAULERSON HOSPITAL		6,000	900	13%	6,900

COVID-19: testing by laboratory

Data through May 20, 2021 verified as of May 21, 2021 at 09:25 AM

Data in this report are provisional and subject to change.

The numbers in the table below represent the number of Florida and non-Florida residents for whom test results were received by the Department of Health. A person can be tested by more than one laboratory and can have both positive and negative results. **Therefore, the sum of the numbers in each column will be larger than the total number of people tested.**

Reporting lab	Inconclusive	Negative	Positive	Percent positive	Total
LUMINUS DIAGNOSTICS		6,286	562	8%	6,848
MEDCOMP SCIENCES LLC	145	4,556	2,132	31%	6,833
MEDIPATH LLC		6,091	610	9%	6,701
DOCTORS URGENT CARE LLC	1	5,493	1,201	18%	6,695
VISTA CLINICAL	8	3,918	2,734	41%	6,660
LABORATORY OF FLORIDA LLC	41	5,983	581	9%	6,605
PUTNAM COMMUNITY MEDICAL CENTER		5,777	810	12%	6,587
MICROGEN DX	4	5,836	733	11%	6,573
ADVENTHEALTH CENTRA CARE LONGWOOD	1	5,718	840	13%	6,559
PEDIATRIC HEALTH CARE ALLIANCE PA		6,028	514	8%	6,542
ADVENTHEALTH CENTRA CARE PORT ORANGE		5,537	992	15%	6,529
ADVENTHEALTH CENTRA CARE SOUTH ORANGE		5,621	907	14%	6,528
ADVENTHEALTH CENTRA CARE ORANGE LAKE		5,688	810	12%	6,498
BAPTIST HEALTH SOUTH FLORIDA - PEMBROKE PINES URGENT CARE		5,385	1,102	17%	6,487
NORTHWEST FLORIDA COMMUNITY HOSPITAL	47	4,915	1,487	23%	6,449
SOUTH FLORIDA BAPTIST HOSPITAL MICRO	4	5,324	1,082	17%	6,410
DOCTORS URGENT CARE OF LUTZ LLC	1	5,226	1,182	18%	6,409
URGENT CARE OF THE PALM BEACHES		5,352	1,048	16%	6,400
ADVENTHEALTH CENTRA CARE SAND LAKE		5,651	700	11%	6,351
MEDEXPRESS URGENT CARE - GOLDEN GATE		5,563	776	12%	6,339
PRO CLINIC		5,187	1,101	18%	6,288
COASTAL MED URGENT CARE		4,639	1,613	26%	6,252
BAPTIST HEALTH - NORTH		4,987	1,189	19%	6,176
HEALTH FIRST ADVENTHEALTH CENTRA CARE - TITUSVILLE		5,221	927	15%	6,148
MEDEXPRESS URGENT CARE - ROYAL PALM BEACH		5,470	674	11%	6,144
ADVENTHEALTH CENTRA CARE LEESBURG		5,060	1,081	18%	6,141
ALTRU DIAGNOSTICS INC	5	5,830	300	5%	6,135
MEDEXPRESS URGENT CARE - ESTERO		5,461	651	11%	6,112
MINUTECLINIC LLC # 0709		5,147	938	15%	6,085
PALMS OF PASADENA HOSPITAL		5,354	595	10%	5,949
ADVENTHEALTH CENTRA CARE WINTER HAVEN	1	4,645	1,291	22%	5,937
BAPTIST HEALTH SOUTH FLORIDA - KENDALE LAKES URGENT CARE		4,814	1,099	19%	5,913
BAYFRONT HEALTH - VENICE REGIONAL MEDICAL	1	5,374	537	9%	5,912
PARAMOUNT URGENT CARE - WINDERMERE	3	4,007	1,860	32%	5,870
WESTCHESTER HOSPITAL	23	4,811	1,020	17%	5,854
URGENT CARE CURE	2	4,995	796	14%	5,793
TALLAHASSEE PRIMARY CARE ASSOCIATES		5,152	632	11%	5,784
THE CENTER FOR URGENT CARE	3	4,854	913	16%	5,770
DOCTORS HOSPITAL OF SARASOTA CLINICAL LABORATORY		5,042	725	13%	5,767
MEDEXPRESS URGENT CARE PALM BEACH GARDENS		5,200	541	9%	5,741
HEALTH FIRST ADVENTHEALTH CENTRA CARE GATEWAY	1	5,160	577	10%	5,738
MEDICAL DNA LABS LLC	3	5,235	497	9%	5,735
SUNRISE MEDICAL LABORATORIES	2	5,301	411	7%	5,714
HIGHLANDS REGIONAL MEDICAL CENTER		4,814	886	16%	5,700
BAPTIST HEALTH SOUTH FLORIDA - TAMiami TRAIL URGENT CARE		4,593	1,094	19%	5,687
MEDEXPRESS URGENT CARE - LAKELAND		4,981	699	12%	5,680

COVID-19: testing by laboratory

Data through May 20, 2021 verified as of May 21, 2021 at 09:25 AM

Data in this report are provisional and subject to change.

The numbers in the table below represent the number of Florida and non-Florida residents for whom test results were received by the Department of Health. A person can be tested by more than one laboratory and can have both positive and negative results. **Therefore, the sum of the numbers in each column will be larger than the total number of people tested.**

Reporting lab	Inconclusive	Negative	Positive	Percent positive	Total
ESCAMBIA COMMUNITY CLINICS INC	8	4,310	1,346	24%	5,664
BAPTIST HEALTH SOUTH FLORIDA - CORAL SPRINGS URGENT CARE		4,804	792	14%	5,596
BAYFRONT HEALTH - SEVEN RIVERS		5,100	480	9%	5,580
MINUTECLINIC LLC #3662		4,768	802	14%	5,570
QUICK CARE MED PL	2	4,676	820	15%	5,498
MINUTECLINIC LLC # 3930		4,745	738	13%	5,483
TROPICANA FIELD - LOT 2 □	19	4,935	495	9%	5,449
BAYFRONT HEALTH - BROOKSVILLE		4,866	571	11%	5,437
MINUTECLINIC LLC #3463		4,571	855	16%	5,426
MINUTECLINIC LLC #1771		4,605	807	15%	5,412
ADVENTHEALTH PROMPT CARE	2	4,011	1,376	26%	5,389
BAYFRONT HEALTH - SPRING HILL		4,930	445	8%	5,375
BAPTIST HEALTH SOUTH FLORIDA - PINECREST URGENT CARE		4,614	761	14%	5,375
BETHESDA HOSPITAL WEST		4,814	538	10%	5,352
BAPTIST HEALTH SOUTH FLORIDA - CORAL GABLES URGENT CARE		4,445	885	17%	5,330
VENTURE MEDICAL OF FLORIDA LLC		4,862	431	8%	5,293
BAPTIST HEALTH SOUTH FLORIDA - PALMETTO BAY URGENT CARE		4,444	841	16%	5,285
BAYFRONTVENICEREGIONAL		5,094	173	3%	5,267
MARTIN HOSPITAL SOUTH LAB		4,966	293	6%	5,259
MINUTECLINIC LLC #7225		4,489	767	15%	5,256
BAPTIST HEALTH SOUTH FLORIDA - CORAL GABLES (UNIVERSITY) URGENT CARE		4,516	726	14%	5,242
FLAGLER HOSPITAL LABORATORY	8	4,046	1,152	22%	5,206
TRINITY SPRINGS		4,436	729	14%	5,165
MINUTECLINIC LLC #5253		4,289	858	17%	5,147
BAYFRONT HEALTH - PUNTA GORDA		4,758	386	8%	5,144
MINUTECLINIC LLC # 0514		4,496	619	12%	5,115
MEASE DUNEDIN HOSPITAL	5	4,563	540	11%	5,108
MINUTECLINIC LLC 5852		4,422	674	13%	5,096
MINUTECLINIC LLC #3631		4,364	719	14%	5,083
ASCENSION SACRED HEART - EMERALD COAST		4,256	799	16%	5,055
ADVENTHEALTH CENTRA CARE COLONIAL TOWN	2	4,496	553	11%	5,051
DESOTO MEMORIAL HOSPITAL	3	4,195	831	17%	5,029
MINUTECLINIC LLC #3291		4,287	694	14%	4,981
MEDEXPRESS URGENT CARE CAPE CORAL		4,243	702	14%	4,945
PREMIER URGENT CARE OF BREVARD LLC	4	4,342	597	12%	4,943
MINUTECLINIC LLC #5249		4,064	871	18%	4,935
ADVENTIST HEALTH SYSTEMS SUNBELT IN DBA		4,325	565	12%	4,890
ENGLEWOOD COMMUNITY HOSPITAL		4,465	417	9%	4,882
MINUTECLINIC LLC #5190		4,028	814	17%	4,842
MINUTECLINIC LLC #3814		4,137	687	14%	4,824
CARENOW URGENT CARE	2	3,227	1,595	33%	4,824
MINUTECLINIC LLC #5854		4,026	795	16%	4,821
MEMORIAL HOSPITAL- MIRAMAR	12	4,470	333	7%	4,815
PALMS MEDICAL GROUP	5	3,343	1,450	30%	4,798
MINUTECLINIC LLC #7887		4,262	533	11%	4,795
TWIN CITIES HOSPITAL	1	4,253	541	11%	4,795

COVID-19: testing by laboratory

Data through May 20, 2021 verified as of May 21, 2021 at 09:25 AM

Data in this report are provisional and subject to change.

The numbers in the table below represent the number of Florida and non-Florida residents for whom test results were received by the Department of Health. A person can be tested by more than one laboratory and can have both positive and negative results. **Therefore, the sum of the numbers in each column will be larger than the total number of people tested.**

Reporting lab	Inconclusive	Negative	Positive	Percent positive	Total
STEWARD ROCKLEDGE HOSPITAL	8	4,286	465	10%	4,759
PHYSICIANS REGIONAL MEDICAL CENTER - COLLIER BLVD	1	3,808	933	20%	4,742
LAKESIDE MEDICAL CENTER		3,835	884	19%	4,719
MOFFITT CANCER CENTER	6	4,597	106	2%	4,709
MINUTECLINIC LLC # 3686		3,994	677	14%	4,671
SCION LAB SERVICES LLC	26	4,268	366	8%	4,660
US BIOTEK LABORATORIES	15	4,266	370	8%	4,651
MEDEXPRESS URGENT CARE LEHIGH ACRES		4,016	631	14%	4,647
HOLIDAY CVS LLC DBA CVS PHARMACY #5154		4,506	123	3%	4,629
NIGHT LITE PEDIATRICS	4	3,347	1,264	27%	4,615
PREMIER MEDICAL	2	4,494	95	2%	4,591
MINUTECLINIC LLC #4458		3,856	704	15%	4,560
ADVENT HEALTH - NEW SMYRNA		3,872	684	15%	4,556
EXACT SCIENCES LABORATORIES, LLC		4,182	359	8%	4,541
ACCU REFERENCE MEDICAL LAB	9	3,716	809	18%	4,534
MARION E FETHER MEDICAL CENTER, THE		4,116	416	9%	4,532
MINUTECLINIC LLC #7886		3,941	587	13%	4,528
GENESIS DIAGNOSTICS		4,232	255	6%	4,487
AMELIA URGENT CARE		2,779	1,678	38%	4,457
LOWER KEYS MEDICAL CENTER		4,126	328	7%	4,454
MINUTECLINIC LLC #4201		3,907	540	12%	4,447
BAYA PHARMACY & URGENT CARE		3,284	1,132	26%	4,416
DOCTORS TEST CENTERS		3,915	494	11%	4,409
AFC PHYSICIANS OF FLORIDA		3,458	940	21%	4,398
MINUTECLINIC LLC #3257		3,705	677	15%	4,382
MINUTECLINIC LLC #1807		3,684	683	16%	4,367
ADVENTHEALTH CENTRA CARE		3,861	481	11%	4,342
MINUTECLINIC, LLC #3204		3,656	685	16%	4,341
MINUTECLINIC LLC #4415		3,679	634	15%	4,313
ST. LUCIE MEDICAL CTR.		4,254	57	1%	4,311
MINUTECLINIC, LLC (CLINIC 10699)		3,769	491	12%	4,260
VA PAIN CLINIC	10	4,085	156	4%	4,251
MINUTECLINIC LLC #5214		3,670	577	14%	4,247
MINUTECLINIC LLC # 3579		3,528	681	16%	4,209
MINUTECLINIC LLC #5924		3,656	535	13%	4,191
PARAMOUNT URGENT CARE - ORLANDO		3,038	1,125	27%	4,163
VITRO MOLECULAR LABORATORIES	50	3,763	323	8%	4,136
BAPTIST HEALTH SOUTH FLORIDA - DAVIE URGENT CARE		3,395	739	18%	4,134
MINUTECLINIC LLC #3748		3,401	716	17%	4,117
MINUTECLINIC, LLC #5817		3,446	660	16%	4,106
MINUTECLINIC LLC #7973		3,542	555	14%	4,097
NIGHT LITE PEDIATRICS URGENT CARE	1	3,421	649	16%	4,071
ADVENTHEALTH CENTRA CARE KIDS LAKE MARY		3,756	298	7%	4,054
PROHEALTH	3	2,430	1,619	40%	4,052
MINUTECLINIC, LLC #4015		3,273	771	19%	4,044
PARAMOUNT URGENT CARE - OVIEDO		3,085	959	24%	4,044

COVID-19: testing by laboratory

Data through May 20, 2021 verified as of May 21, 2021 at 09:25 AM

Data in this report are provisional and subject to change.

The numbers in the table below represent the number of Florida and non-Florida residents for whom test results were received by the Department of Health. A person can be tested by more than one laboratory and can have both positive and negative results. **Therefore, the sum of the numbers in each column will be larger than the total number of people tested.**

Reporting lab	Inconclusive	Negative	Positive	Percent positive	Total
MINUTECLINIC LLC # 7933		3,599	440	11%	4,039
MINUTECLINIC LLC #1055		3,331	707	18%	4,038
MINUTECLINIC LLC #3003		3,358	679	17%	4,037
PRECISION HEALTH SOLUTIONS		3,840	189	5%	4,029
BAPTIST HEALTH SOUTH FLORIDA - WESTON URGENT CARE		3,495	533	13%	4,028
MINUTECLINIC LLC #7173		3,508	519	13%	4,027
MINUTECLINIC LLC #3255		3,583	443	11%	4,026
MINUTECLINIC LLC #5216		3,434	518	13%	3,952
ADVENT HEALTH CENTRA CARE -WINTER PARK KIDS URGENT CARE	4	3,636	304	8%	3,944
HEALTH FIRST ADVENTHEALTH CENTRA CARE COCOA		3,555	387	10%	3,942
BARTOW REGIONAL MEDICAL CENTER	1	3,317	620	16%	3,938
MINUTECLINIC LLC #3705		3,467	434	11%	3,901
MEDONE PLLC		3,013	886	23%	3,899
MEDEXPRESS URGENT CARE - VERO BEACH		3,400	491	13%	3,891
WALGREEN CO	2	3,452	434	11%	3,888
HEALTH FIRST ADVENTHEALTH CENTRA CARE MALABAR		3,508	376	10%	3,884
MINUTECLINIC LLC #6007		3,369	505	13%	3,874
MC DIAGNOSTIC OF CONNECTICUT, PC #2220		3,327	533	14%	3,860
BRASHEAR'S VITAL CARE CORP		3,052	794	21%	3,846
PHYSICIANS PRIMARY CARE	2	3,498	342	9%	3,842
MINUTECLINIC LLC #3654		3,246	593	15%	3,839
SIPARADIGM LLC	59	3,505	265	7%	3,829
MEDEXPRESS URGENT CARE - DELAND		3,383	440	12%	3,823
LAKELAND REGIONAL HEALTH PABLO		3,361	440	12%	3,801
BAPTIST HEALTH SOUTH FLORIDA - BRICKELL URGENT CARE		3,133	637	17%	3,770
HEALTH CARE DISTRICT OF PALM BEACH COUNTY	2	3,478	271	7%	3,751
BAPTIST HEALTH - CLAY		3,278	453	12%	3,731
MINUTECLINIC LLC #1350		3,311	411	11%	3,722
MINUTECLINIC, LLC # 4469		3,296	416	11%	3,712
BMCT Molecular Diagnostics Subsection		3,153	559	15%	3,712
MINUTECLINIC LLC #3285		3,269	434	12%	3,703
BAPTIST HEALTH EMERGENCY CENTER COUNTRY WALK	1	3,160	542	15%	3,703
MINUTECLINIC LLC #1821		3,287	402	11%	3,689
MINUTECLINIC LLC #476		3,207	481	13%	3,688
VERILY LIFE SCIENCES	3	3,608	75	2%	3,686
BAPTIST HEALTH URGENT CARE AT SAWGRASS		3,071	608	17%	3,679
MINUTECLINIC LLC #8381		3,199	460	13%	3,659
MINUTECLINIC LLC #3648		2,989	646	18%	3,635
MINUTECLINIC LLC #5157		3,201	424	12%	3,625
MINUTECLINIC LLC #4612		3,014	610	17%	3,624
CLARITY LAB SOLUTIONS LLC		3,608	4	0%	3,612
MINUTECLINIC LLC #4024		3,147	437	12%	3,584
PRIMEHEALTH URGENT CARE INC		3,064	515	14%	3,579
ADVENTHEALTH CENTRA CARE CONWAY		3,047	526	15%	3,573
MIDWAY SPECIALTY CARE CENTER DIAGNOSTICS	38	3,248	241	7%	3,527
MINUTECLINIC LLC #3635		3,030	450	13%	3,480

COVID-19: testing by laboratory

Data through May 20, 2021 verified as of May 21, 2021 at 09:25 AM

Data in this report are provisional and subject to change.

The numbers in the table below represent the number of Florida and non-Florida residents for whom test results were received by the Department of Health. A person can be tested by more than one laboratory and can have both positive and negative results. **Therefore, the sum of the numbers in each column will be larger than the total number of people tested.**

Reporting lab	Inconclusive	Negative	Positive	Percent positive	Total
MARINERS HOSPITAL	1	3,140	314	9%	3,455
GESSLER CLINIC	2	2,410	1,019	30%	3,431
MEDEXPRESS FORT MYERS		2,984	417	12%	3,401
IMMOKALEE CHD		3,155	234	7%	3,389
MEMORIAL HOSPITAL PEMBROKE	3	2,994	379	11%	3,376
MEDIQUICK URGENT CARE CENTERS INC		2,621	747	22%	3,368
BAPTIST HEALTH - OAKLEAF		2,850	515	15%	3,365
ACCESS POINT HEALTHCARE URGENT & PRIMARY CARE	2	2,616	712	21%	3,330
ADVENT HEALTH - DADE CITY		2,929	393	12%	3,322
MEDEXPRESS URGENT CARE CORAL SPRINGS		2,929	367	11%	3,296
SELECT LABORATORIES - MARION COUNTY, FL LLC	5	2,955	316	10%	3,276
MINUTECLINIC LLC #214		2,744	511	16%	3,255
AFC PHYSICIANS OF FLORIDA PA		2,671	565	17%	3,236
BAY MEDICAL CENTER SACRED HEART HEALTH SYSTEM		2,547	660	21%	3,207
JACKSON HOSPITAL CLINICAL LABORATORY		2,835	361	11%	3,196
CHARLES AIESI CONSULTING INC	17	2,860	319	10%	3,196
MINUTECLINIC LLC #1815		2,845	335	11%	3,180
HEALTH CENTRAL CLINICAL LABORATORY		2,775	403	13%	3,178
JUPITER MEDICAL CENTER URGENT CARE		2,494	661	21%	3,155
MEDEXPRESS URGENT CARE - CLEWISTON		2,647	504	16%	3,151
NXGEN MDX LLC	7	2,758	342	11%	3,107
KEYS AHEC SCHOOL MEDICAL CLINIC	15	2,934	153	5%	3,102
MINUTECLINIC LLC #3236		2,708	383	12%	3,091
LAKE WALES MEDICAL CENTER INC		2,728	354	11%	3,082
EMERGENCY PHYSICIANS MEDICAL CENTER		1,892	1,180	38%	3,072
PARRISH MEDICAL CENTER	2	2,662	381	13%	3,045
VETERANS AFFAIRS MEDICAL CENTER - ORLANDO	1	1,343	1,696	56%	3,040
MINUTECLINIC LLC #5069		2,542	490	16%	3,032
CAREFAST+	1	2,204	801	27%	3,006
GENOME LLC	2	2,782	205	7%	2,989
MINUTECLINIC LLC		2,632	343	12%	2,975
MEDEXPRESS URGENT CARE BOCA RATON		2,707	260	9%	2,967
BAPTIST HEALTHCARE - GULF BREEZE HOSPITAL	3	2,460	490	17%	2,953
APALACHEE CORRECTIONAL INSTITUTION EAST UNIT		2,901	34	1%	2,935
AMELIA EXPRESS CARE LLC	10	2,561	350	12%	2,921
MINUTECLINIC LLC #8927		2,463	445	15%	2,908
MEDEXPRESS PORT CHARLOTTE		2,594	310	11%	2,904
GRAVITY DIAGNOSTICS, LLC	10	2,677	215	7%	2,902
DR G'S URGENT CARE		2,515	375	13%	2,890
STONE CLINICAL LABORATORIES		2,790	96	3%	2,886
FLORIDA MEDICAL CLINIC	3	1,373	1,510	52%	2,886
WALGREENS ORLANDO	3	2,540	340	12%	2,883
BAPTIST HEALTH SOUTH FLORIDA - MIAMI BEACH URGENT CARE		2,454	427	15%	2,881
BLUE MED CONSULTANTS		2,754	112	4%	2,866
TAMPA COMMUNITY HOSPITAL		2,435	396	14%	2,831
DONALD W ROBERTSON DO PA		2,191	610	22%	2,801

COVID-19: testing by laboratory

Data through May 20, 2021 verified as of May 21, 2021 at 09:25 AM

Data in this report are provisional and subject to change.

The numbers in the table below represent the number of Florida and non-Florida residents for whom test results were received by the Department of Health. A person can be tested by more than one laboratory and can have both positive and negative results. **Therefore, the sum of the numbers in each column will be larger than the total number of people tested.**

Reporting lab	Inconclusive	Negative	Positive	Percent positive	Total
MINUTECLINIC LLC #5187		2,443	357	13%	2,800
MINI ER WATERFORD LAKES, THE		2,412	379	14%	2,791
CITRUS MEMORIAL HOSPITAL LABORATORY		2,253	534	19%	2,787
PATIENTS FIRST - THOMASVILLE ROAD		2,491	295	11%	2,786
CELESTA MEDICAL SERVICES LLC DBA - AMERICAN RESEARCH LABS		2,544	236	8%	2,780
BOND URGENT CARE LLC		2,109	668	24%	2,777
SACRED HEART HEALTH SYSTEM, INC	1	1,875	874	32%	2,750
EMERALD COAST URGENT CARE, LLC	1	2,062	678	25%	2,741
MINUTECLINIC LLC #3637		2,173	532	20%	2,705
OPTUM LABS LLC	1	2,484	215	8%	2,700
NCHMD INC		2,283	406	15%	2,689
BAPTIST HEALTH EMERGENCY CENTER AT WEST CORAL WAY		2,215	450	17%	2,665
ASCENSION SACRED HEART - GULF		2,033	565	22%	2,598
PHYSICIANS STAT LAB INC	6	2,420	168	6%	2,594
ADVENT HEALTH - OCALA		2,124	447	17%	2,571
INTELEX LABS, LLC		2,455	84	3%	2,539
WHOLE FAMILY HEALTH CENTER INC		2,010	523	21%	2,533
PENSACOLA PEDIATRICS PA	1	2,333	180	7%	2,514
CORE DIAGNOSTIC LABORATORIES LLC	17	2,154	342	14%	2,513
PHYSICIANS STAT LAB	3	1,116	1,376	55%	2,495
EMERALD COAST URGENT CARE LLC		1,825	657	26%	2,482
MEDSTAR LABORATORY INC	8	2,466	4	0%	2,478
WHITE WILSON MEDICAL CENTER		1,044	1,404	57%	2,448
NCH NORTHEAST	7	1,899	518	21%	2,424
COMMUNITY HEALTH NORTHWEST FLORIDA	4	1,857	554	23%	2,415
TOM LEE COMMUNITY HEALTH CENTER	1	1,721	676	28%	2,398
ASSOCIATED PATHOLOGISTS, LLC	3	1,972	398	17%	2,373
FG RAPID RESULTS	6	1,967	395	17%	2,368
UNIVERSITY OF NORTH FLORIDA STUDENT HEALTH		2,256	81	3%	2,337
PHYSICIAN ASSOCIATES		2,070	241	10%	2,311
MARTIN HEALTH SYSTEM - ST LUCIE WEST		2,109	201	9%	2,310
LEE HEALTH - COCONUT POINT CLINICAL LAB	2	1,872	433	19%	2,307
MEDICAL CONSULTANTS OF FLORIDA, LLC	2	1,960	343	15%	2,305
BIO-TECH CLINICAL LABORATORIES INC		1,986	318	14%	2,304
BAYFRONT HEALTH - CITRUS HILLS		2,012	249	11%	2,261
FIU-HEALTH AUXILIARY LABORATORY	6	2,109	138	6%	2,253
ADVANCED MEDICAL OF NAPLES LLC		1,982	251	11%	2,233
BARDMOOR LABORATORY	9	1,897	327	15%	2,233
PRIMEHEALTH URGENT CARE	1	1,865	361	16%	2,227
MINUTECLINIC, LLC #3245		1,822	398	18%	2,220
DOC SMILEYS URGENT CARE LLC		1,816	391	18%	2,207
FLOWERS HOSPITAL		2,010	192	9%	2,202
LITTLE PINE PEDIATRICS	1	1,921	278	13%	2,200
ABSOLUTE GENOMICS	3	1,926	268	12%	2,197
ARCPOINT LABS		1,538	650	30%	2,188
READY RESPONDERS FLORIDA, PLLC		1,872	290	13%	2,162

COVID-19: testing by laboratory

Data through May 20, 2021 verified as of May 21, 2021 at 09:25 AM

Data in this report are provisional and subject to change.

The numbers in the table below represent the number of Florida and non-Florida residents for whom test results were received by the Department of Health. A person can be tested by more than one laboratory and can have both positive and negative results. **Therefore, the sum of the numbers in each column will be larger than the total number of people tested.**

Reporting lab	Inconclusive	Negative	Positive	Percent positive	Total
PROHEALTH MEDICAL CLINIC		1,461	650	31%	2,111
MIAMI JEWISH HEALTH SYSTEMS		1,989	90	4%	2,079
GENUS3		1,990	74	4%	2,064
AMERICAN SCIENTIFIC LABORATORIES LLC		1,996	56	3%	2,052
STATMED OCALA	7	1,842	197	10%	2,046
OPTUMCARE FLORIDA LLC		1,709	333	16%	2,042
ED FRASER MEMORIAL HOSPITAL		1,738	262	13%	2,000
WILLIAM OWEN PASS PARK		1,738	257	13%	1,995
PATIENTS FIRST LAKE ELLA MEDICAL CENTER		1,792	194	10%	1,986
GENESIS LABORATORY MANAGEMENT	15	1,712	259	13%	1,986
SUNRISE URGENT CARE ASSOCIATES LLC D/B/A	10	1,411	556	28%	1,977
DOC SMILEY'S URGENT CARE		1,706	247	13%	1,953
BROWNWOOD CARE CENTER		1,710	234	12%	1,944
MEDFAST URGENT CARE CENTERS LLC	2	608	1,334	69%	1,944
BROAD INSTITUTE CLINICAL SEQUENCING RESEARCH PLATFORM	17	1,847	71	4%	1,935
LABORATORY SPECIALISTS OF MICHIGAN		1,601	333	17%	1,934
PROJECT HEALTH, INC SUMTERVILLE	5	1,559	335	18%	1,899
PEDIATRIC HEALTH CARE ALLIANCE - NORTHDALE		1,700	160	9%	1,860
ER QUICKCARE PL		1,595	265	14%	1,860
NEIGHBORHOOD MEDICAL CENTER INC	17	1,632	186	10%	1,835
QUICK CARE MED		1,475	355	19%	1,830
SPARROW HEALTHCARE	2	1,560	254	14%	1,816
KETAMINE HEALTH CENTERS LLC	1	1,661	152	8%	1,814
COLLIER URGENT CARE CENTERS CREEKSIDE		1,595	204	11%	1,799
VRL EUROFINIS		1,751	43	2%	1,794
IGENOMIX USA LLC	55	1,572	165	9%	1,792
ADVENTHEALTH CENTRA CARE TRINITY		1,544	246	14%	1,790
MEDEXPRESS URGENT CARE - JAX ATLANTIC BLVD		1,554	232	13%	1,786
SPEARHEAD MEDICAL		1,651	131	7%	1,782
NORTH SHORE LONG ISLAND JEWISH HEALTH	1	1,684	96	5%	1,781
PARAMOUNT URGENT CARE - CLERMONT		1,028	752	42%	1,780
FLORIDA DEPARTMENT OF HEALTH IN POLK COUNTY	2	1,364	413	23%	1,779
RIVER TOWN DIAGNOSTIC LLC		1,470	286	16%	1,756
MEDLAB DIAGNOSTICS, LLC		1,634	118	7%	1,752
SHELL POINT NURSING PAVILION	1	1,671	78	4%	1,750
MYTEST DIAGNOSTICS		1,663	82	5%	1,745
Community_Health		1,533	199	11%	1,732
NORTH VISTA HOSPITAL LABORATORY		1,438	293	17%	1,731
LABTECH DIAGNOSTIC		1,435	295	17%	1,730
FIRST QUALITY LABORATORY		1,605	106	6%	1,711
LAKE BALDWIN		1,628	81	5%	1,709
CYPRESS VILLAGE	1	1,670	30	2%	1,701
PARAMOUNT URGENT CARE VILLAGES		1,110	586	35%	1,696
JW PLASTIC SURGERY		1,449	246	15%	1,695
BAPTIST HEALTH SOUTH FLORIDA - KEY BISCANE URGENT CARE EXPRESS		1,489	201	12%	1,690
CAREMED CLINIC LLC	1	1,363	316	19%	1,680

COVID-19: testing by laboratory

Data through May 20, 2021 verified as of May 21, 2021 at 09:25 AM

Data in this report are provisional and subject to change.

The numbers in the table below represent the number of Florida and non-Florida residents for whom test results were received by the Department of Health. A person can be tested by more than one laboratory and can have both positive and negative results. **Therefore, the sum of the numbers in each column will be larger than the total number of people tested.**

Reporting lab	Inconclusive	Negative	Positive	Percent positive	Total
LPG COCONUT POINT		1,425	247	15%	1,672
ST ANNES NURSING CENTER		1,631	33	2%	1,664
UNIVERSITY OF ALABAMA AT BIRMINGHAM		1,611	48	3%	1,659
ACCESS MEDICAL LABS		882	771	47%	1,653
BREVARD HEALTH ALLIANCE INC, THE		1,535	109	7%	1,644
CAREFAST MURABELLA		1,095	537	33%	1,632
ELLENTON URGENT CARE		1,385	238	15%	1,623
BAPTIST HEALTH SOUTH FLORIDA - COUNTRY WALK URGENT CARE EXPRESS		1,371	248	15%	1,619
OPTEO LABORATORY		1,578	36	2%	1,614
MATRIX CLINICAL LABS (FORMERLY BIOCERNA LLC)	13	1,416	169	11%	1,598
PRIMARY CARE SOUTH INC		1,098	500	31%	1,598
ASSURANCE SCIENTIFIC LABORATORIES	1	1,310	283	18%	1,594
CARENOW URGENT CARE - FORT PIERCE		1,169	418	26%	1,587
MELBOURNE MEDICAL LABORATORY □	2	1,367	205	13%	1,574
BAPTIST HEALTHCARE - JAY HOSPITAL	3	1,190	380	24%	1,573
UHEALTH CLINIC AT WALGREENS		1,265	298	19%	1,563
EUROFINS NTD, LLC		1,516	45	3%	1,561
PALM BEACH ATLANTIC UNIVERSITY		1,502	52	3%	1,554
NYU HOSPITALS CENTER CLINICAL LABORATORIES		1,501	49	3%	1,550
GROWING TOGETHER PEDIATRICS LLC		1,467	78	5%	1,545
ADDICTION LABS OF AMERICA	3	1,448	85	6%	1,536
NORTH FLORIDA PEDIATRICS - LAKE CITY		1,303	230	15%	1,533
6TH MEDICAL GROUP - MCDILL AFB	3	1,417	107	7%	1,527
INNOVATIVE TRANSFUSION MEDICINE, INC	11	1,336	179	12%	1,526
SMA LAB	12	1,338	163	11%	1,513
CREEKSIDE CARE CENTER	1	1,321	188	12%	1,510
MINUTE CLINIC INCORPORATE		1,433	63	4%	1,496
PALM BAY HOSPITAL CLINICAL LABORATORY		1,093	401	27%	1,494
TREASURE COAST MEDICAL ASSOCIATES INC		748	744	50%	1,492
PEDIATRICS OF CENTRAL FLORIDA PA	20	1,396	74	5%	1,490
NORTH OKALOOSA MEDICAL CENTER		1,128	356	24%	1,484
FAMILY HEALTH CENTERS OF SOUTHWEST FLORIDA INC		1,343	137	9%	1,480
PROJECT HEALTH INC	4	1,248	212	14%	1,464
ADVANCE MEDICAL OF NAPLES		327	1,124	77%	1,451
STEWART REFERENCE LABORATORY	1	896	547	38%	1,444
TEMPUS CLINICAL LABORATORY	10	1,275	156	11%	1,441
UHEALTH DEERFIELD BEACH/UMSYLVESTER DEERFIELD BEACH LABORATORY	3	1,380	55	4%	1,438
BETHESDA HEALTH URGENT CARE		1,225	201	14%	1,426
PATIENTS CHOICE LABORATORIES		831	593	42%	1,424
COASTAL LABORATORIES	1	1,127	287	20%	1,415
AMELIA EXPRESS CARE	1	772	641	45%	1,414
USF MORSANI CENTER FOR ADVANCED HEALTH CARE		1,232	168	12%	1,400
EAST LAKE PEDIATRICS		1,257	137	10%	1,394
CARE ONE OF FLORIDA LLC		1,042	347	25%	1,389
INTERLACHEN PEDIATRICS PA		1,312	66	5%	1,378
PALM HARBOR PHARMACY		1,198	173	13%	1,371

COVID-19: testing by laboratory

Data through May 20, 2021 verified as of May 21, 2021 at 09:25 AM

Data in this report are provisional and subject to change.

The numbers in the table below represent the number of Florida and non-Florida residents for whom test results were received by the Department of Health. A person can be tested by more than one laboratory and can have both positive and negative results. **Therefore, the sum of the numbers in each column will be larger than the total number of people tested.**

Reporting lab	Inconclusive	Negative	Positive	Percent positive	Total
VAVA PARTNERS LLC		529	834	61%	1,363
ST PETERSBURG PEDIATRICS	1	1,232	127	9%	1,360
ASCENSION ST VINCENT'S - SOUTHSIDE		1,308	49	4%	1,357
ADVANCED DIAGNOSTIC LABORATORY		1,301	47	3%	1,348
NAPLES URGENT CARE	1	872	452	34%	1,325
LAB24 INC	3	643	677	51%	1,323
XPRESS URGENT CARE	4	1,114	202	15%	1,320
HOLIDAY CVS LLC DBA CVSPHARMACY #5155		1,242	73	6%	1,315
INTERLACHEN PEDIATRICS		1,262	47	4%	1,309
NORTH FLORIDA PEDIATRICS-TALLAHASSEE	1	1,199	108	8%	1,308
HALIFAX MEDICAL CENTER-PORT ORANGE LAB		1,142	165	13%	1,307
SOLARIS HEALTHCARE PALATKA		1,189	106	8%	1,295
PENSACOLA PEDIATRICS PA - TIGER POINT	24	1,147	122	9%	1,293
BERNHARDT LABORATORIES	3	1,185	97	8%	1,285
COASTAL PEDIATRIC GROUP		1,111	163	13%	1,274
FISHERMENS HOSPITAL CLINICAL LAB		1,170	100	8%	1,270
STAGEZERO LIFE SCIENCES INC	4	1,158	105	8%	1,267
PROFESSIONAL HEALTH EXAMINERS DBA PROHEALTH	1	1,035	230	18%	1,266
BREVARD HEALTH ALLIANCE		938	314	25%	1,252
ARCPPOINT LABS OF CORAL SPRINGS FL		992	259	21%	1,251
LOOP PEDIATRICS PA	3	1,067	171	14%	1,241
MILLER BIOCONNECT		1,143	95	8%	1,238
TYNDALL AIR FORCE BASE		1,011	225	18%	1,236
MIDWAY SPECIATLY CARE CENTER	3	1,010	222	18%	1,235
CATALYST WALK IN CLINIC		988	243	20%	1,231
EPN URGENT CARE NAPLES	2	792	422	35%	1,216
CLINICORE		1,124	91	7%	1,215
ALTAMONTE MD		982	233	19%	1,215
LAB DOCTOR		1,058	142	12%	1,200
CLARITY LABS		1,084	109	9%	1,193
CAPE CANAVERAL HOSPITAL		868	317	27%	1,185
NORTH FLORIDA MEDICAL GROUP		1,011	162	14%	1,173
MINUTECLINIC LLC #3281		1,019	152	13%	1,171
PROFESSIONAL HEALTH EXAMINERS		1,000	153	13%	1,153
PRIMARY CARE OF THE TREASURE COAST		1,004	137	12%	1,141
CAPSTONE HEALTHCARE		802	330	29%	1,132
MINUTECLINIC, LLC DBA MINUTECLINIC #4717		1,087	43	4%	1,130
GENEIQ		1,063	65	6%	1,128
VERITAS GENETICS	61	945	119	11%	1,125
SPRING HILL HEALTH AND REHABILITATION CENTER		1,096	28	2%	1,124
BHA CENTRAL COUNTY CLINIC		1,012	107	10%	1,119
EMERALD COAST PEDIATRICS		1,058	57	5%	1,115
CHILDRENS MEDICAL ASSOCIATION		1,015	88	8%	1,103
THE HEALTH CENTER OF PLANT CITY		1,021	82	7%	1,103
LENCO MEDICAL LABORATORY		1,042	58	5%	1,100
XYZ LABORATORY	8	943	146	13%	1,097

COVID-19: testing by laboratory

Data through May 20, 2021 verified as of May 21, 2021 at 09:25 AM

Data in this report are provisional and subject to change.

The numbers in the table below represent the number of Florida and non-Florida residents for whom test results were received by the Department of Health. A person can be tested by more than one laboratory and can have both positive and negative results. **Therefore, the sum of the numbers in each column will be larger than the total number of people tested.**

Reporting lab	Inconclusive	Negative	Positive	Percent positive	Total
PENSACOLA PEDIATRICS	2	996	97	9%	1,095
NORTH FL SOUTH GA HCS-LAKE CITY	3	1,055	34	3%	1,092
DEPT OF VA MEDICAL CENTER - MIAMI	10	1,032	48	4%	1,090
BAPTIST HEALTH - MD ANDERSON CANCER CENTER		1,083	6	1%	1,089
PEDIATRIC HEALTHCARE ALLIANCE		1,029	58	5%	1,087
EAST LAKE PEDIATRICS PA		976	95	9%	1,071
CVS HEALTH	1	847	222	21%	1,070
HENDRY REGIONAL MEDICAL CENTER CLINICAL LABORATORY		809	260	24%	1,069
WOODLANDS MEDICAL SPECIALISTS		798	270	25%	1,068
AMERICAN FAMILY CARE PENSACOLA WEST		533	533	50%	1,066
C.W. BILL YOUNG VA MEDICAL CENTER	1	23	1,042	98%	1,066
24 HOUR PEDIATRIC CARE CENTER	4	989	71	7%	1,064
RAINBOW RIVER MEDICAL LABORATORY		978	83	8%	1,061
SOLARIS HEALTHCARE CHARLOTTE HARBOR		1,004	56	5%	1,060
ADVENTHEALTH EXPRESS CARE AT WALGREENS		905	155	15%	1,060
NORTH SHORE LIJ URGENT CARE PC		987	60	6%	1,047
JACKSONVILLE BEACH PEDIATRIC CARE CENTER		972	74	7%	1,046
Fernandina Beach Rehabilitation and Nursing Center	1	1,023	19	2%	1,043
VRL EUROFINIS - DALLAS		1,024	13	1%	1,037
COVANCE CLINICAL RESEARCH UNIT INC		1,008	27	3%	1,035
SOUTHEAST ALABAMA MEDICAL CENT		970	62	6%	1,032
APLS SERVICES LLC D/B/A CLEAR DIAGNOSTICS	14	995	20	2%	1,029
NORTH FLORIDA PEDIATRICS PA - SUWANNEE	3	893	131	13%	1,027
CLINICAL ENTERPRISE, INC		999	25	2%	1,024
CHURCH OF SCIENTOLOGY FLAG SERVICE ORGANIZATION		972	50	5%	1,022
CONSULATE HEALTH CARE OF NEW PORT RICHEY	2	887	127	13%	1,016
WHITE-WILSON MEDICAL CENTER - FORT WALTON BEACH		988	26	3%	1,014
VERITOR		852	162	16%	1,014
PHAROS HEALTH		756	257	25%	1,013
E-LAB OF FLORIDA		923	90	9%	1,013
RESTORE HEALTH URGENT CARE		823	189	19%	1,012
HISTOPATHOLOGY SERVICES, LLC		901	110	11%	1,011
DAIRY ROAD URGENT CARE	2	847	160	16%	1,009
VIERA HOSPITAL, INC		805	192	19%	997
LAKELAND REGIONAL HEALTH - PWC/OB		36	954	96%	990
DEPARTMENT OF CLINICAL LABS	2	966	21	2%	989
MOORINGS PARK INSTITUTE, INC, THE		946	39	4%	985
CALHOUN LIBERTY HOSPITAL		815	169	17%	984
UNIVERSITY OF WEST FLORIDA STUDENT HEALTH SERVICES	1	854	128	13%	983
NORTH FLORIDA PEDIATRICS PA	2	861	118	12%	981
PALM GARDEN OF PORT SAINT LUCIE		969	12	1%	981
FAST TRACK URGENT CARE CENTER		4	977	100%	981
MEDICAL CENTER OF DELTONA, INC		840	133	14%	973
REDI MED LLC		788	183	19%	971
WELL HEALTH WORKS	23	865	80	8%	968
Point of Care Testing	1	128	836	87%	965

COVID-19: testing by laboratory

Data through May 20, 2021 verified as of May 21, 2021 at 09:25 AM

Data in this report are provisional and subject to change.

The numbers in the table below represent the number of Florida and non-Florida residents for whom test results were received by the Department of Health. A person can be tested by more than one laboratory and can have both positive and negative results. **Therefore, the sum of the numbers in each column will be larger than the total number of people tested.**

Reporting lab	Inconclusive	Negative	Positive	Percent positive	Total
TACACHALE CLINICAL LABORATORY	1	905	50	5%	956
GULF COAST VILLAGE		913	43	4%	956
PALACE NURSING HOME & REHAB CENTER		910	43	5%	953
MOLECULAR TESTING LABS		862	90	9%	952
LEE COUNTY EMERGENCY MEDICAL SERVICE	1	821	127	13%	949
Victoria Nursing and Rehabilitation Center		892	55	6%	947
WHITE WILSON MEDICAL CENTER PA - NAVARRE		816	130	14%	946
NCHMD, INC SOUTHEAST IMMEDIATE CARE		741	201	21%	942
INTEGRITY LABORATORIES, LLC	4	770	165	18%	939
ABBOTT LABORATORIES		815	123	13%	938
ENCOMPASS HEALTH		916	22	2%	938
TOTAL RENAL LABORATORIES INC DBA DAVITA LABS	1	812	125	13%	938
BOND CLINIC PA PEDIATRICS DEPT		872	62	7%	934
COASTAL PHYSICIANS, LLC		754	177	19%	931
GENE TOX WORLDWIDE	60	736	125	14%	921
EXPRESS PHARMACY		848	73	8%	921
DOCTOR'S MEMORIAL HOSPITAL		751	169	18%	920
MILLENNIA ADVANCED SCIENTIFIC LLC		865	55	6%	920
ANY LAB TEST NOW	2	629	278	31%	909
CLINICAL PATHOLOGY LABS INC		816	87	10%	903
AFC URGENT CARE CLEARWATER	1	197	704	78%	902
J AND G MEDICAL GROUP LLC		748	149	17%	897
MINUTECLINIC LLC, #10357		888	6	1%	894
LIFE CARE CENTER OF NEW PORT RICHEY		851	41	5%	892
Tampa Lakes Health and Rehabilitation Center	2	817	73	8%	892
FAMILY HEALTH CENTERS OF SWF LABS	2	765	124	14%	891
CRUCIAL CARE EMERGENCY MEDICINE DOCTORS		714	174	20%	888
PRINCIPLE LABORATORY	8	854	24	3%	886
CARITHERS PEDIATRIC GROUP		819	61	7%	880
AMERICAN MEDICAL RESPONSE		867	10	1%	877
PRIMARY CARE SERVICES AT ST ANDREWS ESTATES		873	3	0%	876
POINT WASHINGTON MEDICAL CLINIC	1	659	213	24%	873
PRIMARY CARE SERVICES AT INDIAN RIVER ESTATES		844	26	3%	870
RUSKIN HEALTH CENTER	1	589	280	32%	870
ADVENTHEALTH MEDICAL GROUP PROMPT CARE		634	232	27%	866
WATSON THERAPEUTICS INC	1	824	39	5%	864
CITY MEDICAL OF NEW JERSEY, PC		787	77	9%	864
EMED LABS, LLC	3	842	19	2%	864
SOUTHERN OAKS CARE CENTER	1	816	38	4%	855
PALM GARDEN OF VERO BEACH		804	51	6%	855
BRISTOL AT TAMPA, THE	4	829	22	3%	855
CENTRAL FLORIDA HEALTH CARE INC		727	124	15%	851
FLORIDA GULF COAST UNIVERSITY		654	197	23%	851
PEDIATRIC HEALTHCARE ALLIANCE PA		783	63	7%	846
AUGUSTUS LABS LLC		696	148	18%	844
BUFFALO CROSSING HEALTHCARE & REHABILITATION CTR		818	19	2%	837

COVID-19: testing by laboratory

Data through May 20, 2021 verified as of May 21, 2021 at 09:25 AM

Data in this report are provisional and subject to change.

The numbers in the table below represent the number of Florida and non-Florida residents for whom test results were received by the Department of Health. A person can be tested by more than one laboratory and can have both positive and negative results. **Therefore, the sum of the numbers in each column will be larger than the total number of people tested.**

Reporting lab	Inconclusive	Negative	Positive	Percent positive	Total
VALENCIA HILLS HEALTH AND REHABILITATION CENTER		812	18	2%	830
VITAS HEALTHCARE CORPORATION OF FLA	1	822	7	1%	830
PEBBLEBROOK PHARMACY	1	689	139	17%	829
MEDONE URGENT CARE CENTER		604	224	27%	828
DYNIX DIAGNOSTICS	2	538	285	35%	825
LIFEBRITE	2	588	233	28%	823
GOLDEN GATE FAMILY CLINIC		332	490	60%	822
BOND AND STEELE CLINIC PA		605	213	26%	818
THE PRESERVE		801	17	2%	818
FLORIDA HOSPITAL ORLANDO		743	74	9%	817
FLAGLER COUNTY HEALTH DEPARTMENT	3	634	179	22%	816
ADVENT HEALTH - DELTONA ER		676	140	17%	816
ASAP LABS LLC	7	655	151	19%	813
ASCENSION ST VINCENT'S - CLAY		775	35	4%	810
ORANGE BLOSSOM FAMILY HEALTH		758	49	6%	807
PEDIATRICS IN BREVARD PA		732	71	9%	803
NITE LITE PEDIATRICS		234	564	71%	798
NONE		308	489	61%	797
TELESCOPE HEALTH LLC	4	671	121	15%	796
SEMINOLE NURSING PAVILION		785	8	1%	793
ORLANDO HEALTH AND REHAB CENTER		745	45	6%	790
ETHOS WELLNESS PHARMACY		737	52	7%	789
KENDALL HEALTHCARE PROPERTIES DBA	2	751	30	4%	783
DXTERITY DIAGNOSTICS	3	735	45	6%	783
MANOR CARE HEALTH SERVICES - FT MYERS		748	30	4%	778
MOUNT SINAI LABORATORY		739	37	5%	776
WILLOWBROOKE COURT AT EDGEWATER POINTE ESTATES		766	9	1%	775
SAINTS 120 LLC	1	738	34	4%	773
VENICE REGIONAL BAYFRONT HEALTH (PULMONARY)		637	135	17%	772
LIFE CARE CENTER OF PENSACOLA		718	51	7%	769
RAINBOW PEDIATRIC CENTER PA		721	47	6%	768
Crestview Rehabilitation Center	5	633	129	17%	767
PALM GARDEN OF CLEARWATER		748	18	2%	766
CareATC - Jackson	120	600	46	6%	766
HEARTLAND PEDIATRICS OF LAKE WALES		682	80	10%	762
NATURE COAST MEDICAL GROUP		618	141	19%	759
BOCA GRANDE HEALTH CLINIC		715	41	5%	756
MAIN STREET MEDICAL CENTER		226	529	70%	755
NORTHEAST FLORIDA NEUROLOGY CLINICS, INC		637	113	15%	750
MANOR PINES CONVALESCENT CENTER LLC	1	723	24	3%	748
LIFE CARE CENTER OF ORANGE PARK		713	34	5%	747
ADVENT HEALTH LAB - ORLANDO		434	312	42%	746
ARTHREX MEDICAL CENTER	1	581	161	22%	743
SANTA ROSA MEDICAL GROUP		575	166	22%	741
CARE ONE OF FLORIDA	1	555	185	25%	741
ADVENT HEALTH - WESTCHASE ER		650	89	12%	739

COVID-19: testing by laboratory

Data through May 20, 2021 verified as of May 21, 2021 at 09:25 AM

Data in this report are provisional and subject to change.

The numbers in the table below represent the number of Florida and non-Florida residents for whom test results were received by the Department of Health. A person can be tested by more than one laboratory and can have both positive and negative results. **Therefore, the sum of the numbers in each column will be larger than the total number of people tested.**

Reporting lab	Inconclusive	Negative	Positive	Percent positive	Total
EDEN SPRINGS NURSING AND REHAB CENTER		626	112	15%	738
BALDWIN PEDIATRICS	1	702	35	5%	738
GULF COAST MOLECULAR LABORATORIES	13	609	110	15%	732
FORT MYERS INTERNAL MEDICINE, LLC		660	70	10%	730
OCALA FAMILY MEDICAL CENTER INC	2	631	95	13%	728
MANOR CARE NURSING CENTER OF SARASOTA FL LLC		640	88	12%	728
DIAMOND RIDGE HEALTH AND REHABILITATION		691	36	5%	727
JOHN KNOX VILLAGE HEALTH CENTER		691	33	5%	724
PALM GARDEN OF OCALA	4	616	102	14%	722
VETERANS AFFAIRS MEDICAL CENTER	1	45	676	94%	722
SOUTHERN LABORATORY SERVICES OF NWF		682	39	5%	721
CLIFFORD CHESTER SIMS STATE VETERANS		708	13	2%	721
DISNEY COVID TEST SITE		703	17	2%	720
NCH HEALTHCARE SYSTEM MICROBIOLOGY LAB		2	718	100%	720
BAPTIST PRIMARY CARE	2	591	127	18%	720
MEDONE URGENT CARE AT ST. AUGUSTINE		259	460	64%	719
FHMG FLORIDA HOSPITAL MEDICAL GROUP	1	672	46	6%	719
NCH HEALTHCARE BONITA		572	145	20%	717
AFC URGENT CARE		278	438	61%	716
SUWANNEE HEALTH AND REHABILITATION CENTER		709	5	1%	714
NAIA		710	1	0%	711
EMERALD SHORES HEALTH AND REHABILITATION		606	102	14%	708
QUALITOX LABORATORIES		518	190	27%	708
CHILDRENS CLINIC WEST FLORIDA PEDIATRICS		652	56	8%	708
PALM BEACH COUNTY FIREFIGHTERS HEALTH CLINIC, LLC		607	100	14%	707
GRAND COURT TAMPA		702	4	1%	706
SIGNATURE HEALTHCARE OF BROOKWOOD GARDENS		695	11	2%	706
FLORIDA HOSPITAL WAUCHULA		542	164	23%	706
HOLMES REGIONAL MEDICAL CENTER		11	693	98%	704
Signature HealthCare Center of Waterford		664	37	5%	701
VITAS HEALTHCARE CORP OF CENTRAL FL		675	26	4%	701
ORLANDO ORTHOPAEDIC OUTPATIENT SURGERY CENTER LLC		695	4	1%	699
ADVENT HEALTH - TIMBERRIDGE ER		593	105	15%	698
ADVENTHEALTH MEDICAL GROUP PROMPT CAR	1	513	184	26%	698
QUOTIENT SCIENCES		672	24	3%	696
PREMIER MEDICAL LABORATORY SERVICES	2	468	225	32%	695
MAYFLOWER ASSISTED LIVING		688	7	1%	695
RIVER GARDEN HEBREW HOME FOR THE AGED		636	59	8%	695
MEDICAL FP - WHOLE FAMILY HEALTH CENTER		573	120	17%	693
AMERICA'S PHARMACY LLC		610	81	12%	691
NAPLES CHILDREN'S URGENT CARE		609	82	12%	691
GOLDEN GLADES NURSING & REHABILITATION CTR		652	35	5%	687
PHYSICIANS PRIMARY CARE OF SOUTHWEST FLORIDA	1	650	29	4%	680
MICHAEL A MIDDLETON MD PA		646	33	5%	679
SHORE ACRES CARE CENTER		635	40	6%	675
TREE HOUSE PEDIATRICS PLLC		606	68	10%	674

COVID-19: testing by laboratory

Data through May 20, 2021 verified as of May 21, 2021 at 09:25 AM

Data in this report are provisional and subject to change.

The numbers in the table below represent the number of Florida and non-Florida residents for whom test results were received by the Department of Health. A person can be tested by more than one laboratory and can have both positive and negative results. **Therefore, the sum of the numbers in each column will be larger than the total number of people tested.**

Reporting lab	Inconclusive	Negative	Positive	Percent positive	Total
MINI ER ADULT AND PEDIATRIC URGENT CARE		574	98	15%	672
Plantation Bay Rehabilitation Center		648	24	4%	672
CLEWISTON NURSING AND REHABILITATION CENTER		656	14	2%	670
PALM GARDEN OF TAMPA		635	33	5%	668
SABAL PALMS HEALTH AND REHAB		603	63	9%	666
LIFE CARE CENTER OF HILLIARD		643	22	3%	665
ST JOHN'S NURSING CENTER		637	25	4%	662
NSPIRE HEALTHCARE MIAMI LAKES	8	637	15	2%	660
HMA SANTA ROSA MEDICAL CENTER LLC DBA		537	123	19%	660
ADDINGTON PLACE AT WELLINGTON GREEN		646	11	2%	657
POINT OF CARE TESTING SITE		630	26	4%	656
WILLOW BROOKE COURT AT INDIAN RIVER ESTATES		611	45	7%	656
MAVERICK LABS		461	191	29%	652
HARBOUR HEALTH CENTER		633	19	3%	652
INTERNAL MEDICINE & PEDIATRICS OF TAMPA BAY PA		570	80	12%	650
MID-FLORIDA PATHOLOGY		483	167	26%	650
VETERANS AFFAIRS MEDICAL CENTER - JAMES A HALEY			649	100%	649
SOLARIS HEALTHCARE BAYONET POINT		623	21	3%	644
FLORIDA HOSPITAL MEDICAL GROUP		378	263	41%	641
FLORIDA DEPARTMENT OF HEALTH IN CALHOUN COUNTY		496	145	23%	641
CLINICAL LABS OF HAWAII		635	4	1%	639
CHILDRENS MEDICAL ASSOCIATION PA		569	70	11%	639
SOLARIS HEALTHCARE LAKE CITY		535	103	16%	638
Consulate Health Care of North Fort Myers		623	14	2%	637
BALDOMERO LOPEZ STATE VETERANS NURSING HOME	2	629	6	1%	637
EXPRESS URGENT CARE LLC		1	636	100%	637
CONTINENTAL CLINICAL RESEARCH, LLC		557	75	12%	632
SEBASTIAN RIVER MEDICAL CENTER	3	446	181	29%	630
PHYSICIANS PRIMARY CARE LAB	1	552	77	12%	630
WELL-BEING MEDICAL CENTER PLLC		568	61	10%	629
AFC URGENT CARE FAMILY CARE		1	628	100%	629
CONSULATE HEALTHCARE OF VERO BEACH	14	531	83	13%	628
FLORIDA STATE HOSPITAL CLINICAL LABORATORY		622	4	1%	626
BODYK		612	13	2%	625
PALM GARDEN OF ORLANDO		590	34	5%	624
DAVITA LABS	4	613	7	1%	624
PIONEER CLINICAL LAB LLC		511	113	18%	624
VILLA MARIA NURSING & REHAB CENTER INC	1	604	17	3%	622
MORSELIFE MEMORY CARE RESIDENCE		612	10	2%	622
SUNSHINE URGENT CARE LLC		460	157	25%	617
THERADOC		152	465	75%	617
HOLY CROSS HOSPITAL		13	598	98%	611
AFC URGENT CARE SEMINOLE	1		610	100%	611
PALMETTO FAMILY HEALTHCARE	1	399	211	35%	611
The Manor at Blue Water Bay		546	63	10%	609
ANCIENT CITY PEDIATRICS	1	580	27	4%	608

COVID-19: testing by laboratory

Data through May 20, 2021 verified as of May 21, 2021 at 09:25 AM

Data in this report are provisional and subject to change.

The numbers in the table below represent the number of Florida and non-Florida residents for whom test results were received by the Department of Health. A person can be tested by more than one laboratory and can have both positive and negative results. **Therefore, the sum of the numbers in each column will be larger than the total number of people tested.**

Reporting lab	Inconclusive	Negative	Positive	Percent positive	Total
HOPE HOSPICE AND COMMUNITY SERVICES INC	14	573	21	3%	608
BONIFAY NURSING AND REHAB CENTER		574	33	5%	607
HOSPICE OF THE FLORIDA SUNCOAST,THE		597	10	2%	607
FOUNTAIN MANOR HEALTH AND REHAB CENTER	1	582	22	4%	605
FLORIDA HOSPITAL HEARTLAND MED CTR LAKE PLACID		480	124	21%	604
NEW YORK HOSPITAL LABORATORIES	1	587	16	3%	604
INNOVATIVE GENOMICS, LLC	10	545	46	8%	601
HEALTH CENTER AT BRENTWOOD	1	553	47	8%	601
MANOR OAKS NURSING & REHAB CENTER	5	593	2	0%	600
PATIENTS FIRST - MAHAN DRIVE		164	436	73%	600
DASCENA, INC	3	537	60	10%	600
NORTH FLORIDA RETIREMENT VILLAGE		595	5	1%	600
ENCOMPASS HEALTH REHABILITATION HOSPITAL OF SUNRISE	8	583	8	1%	599
DOH - INDIAN RIVER		494	103	17%	597
URGENT CARE EXPRESS LLC		235	361	61%	596
DBI HEALTH INC		580	16	3%	596
UNIVERSITY OF TAMPA INC, THE		572	21	4%	593
LAUDERDALE NURSING CENTER LLC	1	572	19	3%	592
BROOKDALE FORT MYERS CYPRESS LAKE		590	2	0%	592
AFC URGENT CARE TYRONE		4	585	99%	589
WEST GABLES HEALTH CARE CENTER		575	13	2%	588
Solaris Healthcare Daytona	2	533	52	9%	587
SHORELINE PHYSICIAN GROUP		364	223	38%	587
PORT SAINT LUCIE HOSPITAL		576	10	2%	586
MIDWAY SPECIALTY CARE CENTER	3	469	114	19%	586
LORI MCAULIFFE MD PA		536	50	9%	586
PEDIATRICS BY THE SEA		548	37	6%	585
PARTICLE THEORY LABS		558	25	4%	583
PENSACOLA PEDIATRICS MILTON		521	62	11%	583
FIRST CHOICE PEDIATRICS		462	120	21%	582
CONSULATE HEALTH CARE OF BAYONET POINT	4	559	18	3%	581
Palm Garden of Largo		577	4	1%	581
PEDIATRIC ASSOCIATES OF OCALA PA		538	42	7%	580
DIGNITY HEALING, LLC		561	19	3%	580
PLANT CITY PEDIATRICS	1	466	113	19%	580
JAMES A HALEY VETERANS HOSPITAL		2	577	100%	579
COLLIER COUNTY JAIL		576	3	1%	579
EMERALD COAST PEDIATRICS & ADOL		512	67	12%	579
BENTON PEDIATRICS INC		520	59	10%	579
OCEAN BIOSCIENCES		566	12	2%	578
LIFE CARE CENTER OF WINTER HAVEN		557	20	3%	577
NURSING PLUS OF BROWARD LLC	1	552	23	4%	576
THE VILLAGES REGIONAL HOSPITAL FREESTANDING		523	52	9%	575
PALM GARDEN OF WINTER HAVEN	3	555	16	3%	574
PREMIER MEDICAL CENTER LLC	11	534	28	5%	573
TENNESSEE DOH - NASHVILLE	2	504	66	12%	572

COVID-19: testing by laboratory

Data through May 20, 2021 verified as of May 21, 2021 at 09:25 AM

Data in this report are provisional and subject to change.

The numbers in the table below represent the number of Florida and non-Florida residents for whom test results were received by the Department of Health. A person can be tested by more than one laboratory and can have both positive and negative results. **Therefore, the sum of the numbers in each column will be larger than the total number of people tested.**

Reporting lab	Inconclusive	Negative	Positive	Percent positive	Total
MEDICAL VB		451	121	21%	572
RICARDO NAVARRO DO PA		481	90	16%	571
NORTH FLORIDA REHABILITATION & SPECIALTY CARE☐		560	10	2%	570
ECCOLAB GROUP	1	149	420	74%	570
BAPTIST PRIMARY CARE, INC		536	32	6%	568
University Crossing		562	2	0%	564
GEORGIA PUBLIC HEALTH LABORATORY		525	38	7%	563
ARCPPOINTS LABS		492	71	13%	563
MEMORIAL PEMBROKE 24/7 CARE CENTER		434	129	23%	563
CHAUTAUQUA REHABILITATION AND NURSING CENTER		551	12	2%	563
PALM GARDEN OF JACKSONVILLE☐	2	480	80	14%	562
VETERANS AFFAIRS MEDICAL CENTER - BAY PINES		19	543	97%	562
NEMOURS CHILDREN'S HOSPITAL		453	108	19%	561
BROWARD PARTNERSHIP	6	546	8	1%	560
VETERANS AFFAIRS MEDICAL CENTER - GAINESVILLE		3	555	99%	558
CITRUS NURSING CENTER LLC		511	47	8%	558
WHITE-WILSON MEDICAL CENTER - NICEVILLE		506	51	9%	557
CARENOW	2	314	239	43%	555
Good Samaritan Society Kissimmee Village		488	67	12%	555
THE PALACE AT HOMESTEAD	1	532	21	4%	554
The Sands at South Beach		549	4	1%	553
MEDIPATH PATHOLOGY SERVICES		109	444	80%	553
GANDY CROSSING CARE CENTER	1	530	21	4%	552
EXPERTUS LABORATORIES INC		448	103	19%	551
ATLANTIC SHORES NURSING AND REHAB CENTER	1	537	13	2%	551
KINDRED HOSPITAL	10	517	22	4%	549
HERON POINTE HEALTH AND REHABILITATION	1	543	3	1%	547
VITAE DIAGNOSTICS		534	13	2%	547
STEWART SEBASTIAN RIVER MEDICAL CENTER		488	58	11%	546
NCF DIAGNOSTICS & DNA TECHNOLOGIES	15	213	318	58%	546
COASTAL URGENT CARE		428	116	21%	544
JACKSON MEMORIAL LONG TERM CARE CENTER		508	36	7%	544
BROOKSVILLE HEALTHCARE CENTER LLC☐		526	17	3%	543
DOCTORS CENTER,THE		432	111	20%	543
METROPOLITAN HOSPITAL CENTER		533	9	2%	542
LITTLE PINE PEDIATRICS PLLC	3	477	61	11%	541
MANOR AT CARPENTERS		508	32	6%	540
MAGNOLIA FAMILY URGENT CARE		489	51	9%	540
MOOSEHAVEN HEALTH CENTER		476	62	12%	538
LIFE CARE CENTER OF PALM BAY☐		509	28	5%	537
FLOMEDILAB		301	236	44%	537
ORLANDO HEALTH CENTER FOR REHABILITATION		521	15	3%	536
MEDSCAN LABORATORY INC	1	316	218	41%	535
TRINITY REGIONAL REHAB CENTER		501	33	6%	534
PARKLANDS FACILITY INC	4	488	42	8%	534
SANDBAY URGENT CARE		433	100	19%	533

COVID-19: testing by laboratory

Data through May 20, 2021 verified as of May 21, 2021 at 09:25 AM

Data in this report are provisional and subject to change.

The numbers in the table below represent the number of Florida and non-Florida residents for whom test results were received by the Department of Health. A person can be tested by more than one laboratory and can have both positive and negative results. **Therefore, the sum of the numbers in each column will be larger than the total number of people tested.**

Reporting lab	Inconclusive	Negative	Positive	Percent positive	Total
CLERMONT HEALTH AND REHABILITATION CENTER		499	33	6%	532
ORLANDO VA MEDICAL CENTER		2	529	100%	531
FLORIDA DEPARTMENT OF HEALTH CLAY COUNTY	1	429	101	19%	531
PALM BEACH PEDIATRICS PA	2	458	71	13%	531
JACKSON MEMORIAL PERDUE MEDICAL CENTER		502	29	5%	531
THE SPRINGS AT BOCA CIEGA BAY		519	11	2%	530
STARKE FAMILY MEDICAL CENTER		435	95	18%	530
MED FAST URGENT CARE CENTER		260	269	51%	529
LIFE HOPE LABS, LLC		510	19	4%	529
SUSANNA WESLEY HEALTH CENTER		491	37	7%	528
MEDICAL CENTER CLINIC-IMMEDIATE CARE	1	423	104	20%	528
BOULEVARD REHABILITATION CENTER		511	16	3%	527
WIMAUMA COMMUNITY HEALTH CENTER		435	91	17%	526
SOLARIS HEALTHCARE OSCEOLA		500	25	5%	525
ST CLOUD REGIONAL MEDICAL CENTER CLINICAL LAB		394	131	25%	525
MEMPHIS PATHOLOGY LABORATORY	5	496	24	5%	525
AMBULATORY SURGERY CENTER OF BOCA RATON LTD		521	4	1%	525
OKEECHOBEE COUNTY HEALTH DEPT	1	382	142	27%	525
ENZO CLINICAL LABS INC	3	496	26	5%	525
NEW PLANT CITY FAMILY CARE	1	290	234	45%	525
HILLCREST HEALTH CARE & REHABILITATION CENTER	3	507	15	3%	525
Solaris HealthCare Windermere		491	33	6%	524
PINES OF SARASOTA		514	9	2%	523
UNIVERSITY OF CENTRAL FLORIDA HEALTH SERVICES		498	23	4%	521
GOOD SAMARITAN CENTER		517	3	1%	520
BHA TITUSVILLE CLINIC		485	35	7%	520
XPRESS URGENT CARE- PORT ST. LUCIE		362	157	30%	519
TIDEWELL HOSPICE INC	2	508	7	1%	517
NEW YORK PRESBYTERIAN - CUMC CLINICAL		497	20	4%	517
VIERA VA OPC		506	10	2%	516
Ocala Health and Rehabilitation Center		491	25	5%	516
PW WINDERMERE SUBTENANT LLC		511	4	1%	515
LA MER NH LLC		507	8	2%	515
ASSOCIATESMD MEDICAL GROUP INC		437	77	15%	514
MEDFAST URGENT CARE CENTERS		231	283	55%	514
SAMANTHA WILSON CARE CENTER	4	497	12	2%	513
VITAS HEALTHCARE CORPORATION		508	5	1%	513
Heartland Healthcare of Ft. Myers	1	509	3	1%	513
FAIRWAY OAKS CENTER LLC	6	500	6	1%	512
TUSKAWILLA NURSING AND REHAB CENTER	2	501	8	2%	511
AZALEA TRACE PHYSICIAN SERVICES		504	7	1%	511
SOLARIS HEALTHCARE MERRITT ISLAND		447	62	12%	509
FLO-MEDILAB SERVICES LLC		195	312	62%	507
Darcy Hall Of Life Care		492	14	3%	506
VITAS LUTHERAN TOWERS INPATIENT PROGRAM		440	65	13%	505
ASCEND CLINICAL	7	415	82	16%	504

COVID-19: testing by laboratory

Data through May 20, 2021 verified as of May 21, 2021 at 09:25 AM

Data in this report are provisional and subject to change.

The numbers in the table below represent the number of Florida and non-Florida residents for whom test results were received by the Department of Health. A person can be tested by more than one laboratory and can have both positive and negative results. **Therefore, the sum of the numbers in each column will be larger than the total number of people tested.**

Reporting lab	Inconclusive	Negative	Positive	Percent positive	Total
VILLAGE DOCTORS OF KEYSTONE		401	102	20%	503
Cypress Cove Care Center		400	101	20%	501
ADVENTHEALTH EXPRESS CARE AT		417	84	17%	501
Williston Care Center		433	67	13%	500
CLINICAL PATHOLOGY LABS		388	112	22%	500
Colonial Lakes Health Care		453	46	9%	499
AMEERAH LABS, LLC	2	407	89	18%	498
Parkview Rehabilitation Center at Winter Park		487	10	2%	497
EPN URGENT CARE		84	411	83%	495
HOLISTIX TREATMENT CENTERS		482	11	2%	493
Manatee Springs Rehabilitation and Nursing Center		473	20	4%	493
ELLENTON PEDIATRICS		473	19	4%	492
Bayside Care Center	1	469	21	4%	491
Quest Diag Unspecifd	1	326	164	33%	491
MOBILE MEDICAL ASSOCIATES PL	17	420	52	11%	489
FLETCHER HEALTH AND REHABILITATION CENTER		484	3	1%	487
FAMILY EXPRESS URGENT CARE		5	482	99%	487
Life Care Center of Punta Gorda	1	470	15	3%	486
ONESTOP MEDICAL AND URGENT CARE LLC		419	67	14%	486
SEASIDE HEALTH AND REHABILITATION CENTER		420	63	13%	483
Santa Rosa Center for Rehabilitation and Healing		409	73	15%	482
AYERS HEALTH & REHABILITATION CENTER		474	7	1%	481
HARTS HARBOR HEALTH CARE CENTER		457	24	5%	481
MARION AND BERNARD L SAMSON NURSING CENTER		477	4	1%	481
AVANTE AT OCALA INC	5	443	32	7%	480
PORT CHARLOTTE HMA		425	54	11%	479
FAMILY CARE PARTNERS OF NORTHEAST FLORIDA LLC		400	79	16%	479
HARDEE COUNTY HEALTH DEPARTMENT		390	89	19%	479
NAVAL HOSPITAL - JACKSONVILLE		138	341	71%	479
Q ANSWER LAB	1	414	63	13%	478
BAPTIST HEALTH URGENT CARE AT PLANTATION		408	70	15%	478
HEALTHY STEPS PEDIATRICS		425	52	11%	477
ADVENTHEALTH EXPRESS CARE AT WALGREENS 49TH STREET		405	71	15%	476
RITECARE MEDICAL CENTER		383	90	19%	473
PEDIATRIC HEALTH CARE ALLIANCE, PA		430	43	9%	473
MANOR CARE OF BOYNTON BEACH LLC		447	24	5%	471
HEALTHWORKS MED GROUP OF FLORIDA PA	3	459	9	2%	471
ST PETERSBURG PEDIATRICS-SEMINOLE BLVD		398	73	15%	471
NTD_EUROFINS_AIMS		429	40	9%	469
ABBEY DELRAY		461	7	1%	468
BROOKDALE LAKE TAVARES		460	8	2%	468
SIGNATURE HEALTHCARE OF NORTH FLORIDA		463	5	1%	468
UNIVERSITY OF TAMPA STUDENT HEALTH AND SHC CLINICAL LABORATORY		299	168	36%	467
TREASURE COAST COMMUNITY HEALTH	3	387	76	16%	466
MANORCARE HEALTH SERVICES - VENICE		410	56	12%	466
BROOKDALE PALMER RANCH	1	407	57	12%	465

COVID-19: testing by laboratory

Data through May 20, 2021 verified as of May 21, 2021 at 09:25 AM

Data in this report are provisional and subject to change.

The numbers in the table below represent the number of Florida and non-Florida residents for whom test results were received by the Department of Health. A person can be tested by more than one laboratory and can have both positive and negative results. **Therefore, the sum of the numbers in each column will be larger than the total number of people tested.**

Reporting lab	Inconclusive	Negative	Positive	Percent positive	Total
SANFORD LABORATORIES		422	43	9%	465
ORCHARD PARK HEALTH & REHABILITATION		457	6	1%	463
RENAISSANCE AT THE TERRACES		455	8	2%	463
INDIAN RIVER CTR, LLC		409	52	11%	461
THE PALACE MANAGEMENT - THE PALACE AT CORAL GABLES		458	3	1%	461
SPECIALTY HEALTH AND REHABILITATION CENTER		429	32	7%	461
PALM GARDEN OF WEST PALM BEACH □	4	440	16	3%	460
ST PETERSBURG PEDIATRICS-PARK BLVD		417	42	9%	459
BLOUNTSTOWN REHABILITATION CENTER LLC		350	108	24%	458
NATIONS BEST FAMILY HEALTH CARE		271	187	41%	458
PRO HEALTH		208	249	54%	457
CLARIDGE HOUSE NURSING CENTER		437	18	4%	455
PENSACOLA PEDIATRICS, PA		436	19	4%	455
WALGREENS 3173		414	40	9%	454
ROLLINS COLLEGE WELLNESS CENTER		130	323	71%	453
Destin Healthcare and Rehabilitation Center	1	412	40	9%	453
WATERMARK LAKE POINTE WOODS LLC		435	18	4%	453
ST ANDREWS BAY SKILLED NURSING &		391	61	13%	452
CHEEK AND SCOTT DRUGS INC		377	74	16%	451
TAMARAC REHABILITATION & HEALTH CENTER		443	6	1%	449
DIAGNOSTIC & CLINICAL CARE SERVICES INC DBA		358	90	20%	448
SMA SPECIALTY MEDICAL LAB		120	327	73%	447
DIAMOND RIDGE HEALTH AND REHABILITATION CENTER		424	22	5%	446
PruittHealth Panama City	1	378	66	15%	445
EMERITUS AT NAPLES	2	441	1	0%	444
FLORIDA HEART & VASCULAR MULTISPECIALTY GROUP PA		340	103	23%	443
PEACHTREE IMMEDIATE CARE		376	67	15%	443
BAPTIST PRIMARY CARE INC	1	413	28	6%	442
ORCHARD RIDGE CARE AND REHABILITATION CENTER		421	19	4%	440
ABBOTT DIAGNOSTICS		409	29	7%	438
HEALTH CENTRAL PARK		369	68	16%	437
Bardmoor Oaks Healthcare and Rehabilitation Center		422	14	3%	436
APP-UNIPATH, LLC	2	417	16	4%	435
HCSO OCCUPATIONAL HEALTH AND WELLNESS CENTER		352	83	19%	435
LUIS A GHIGLINO MD PA		422	12	3%	434
Solaris Healthcare Lake Bennet		395	38	9%	433
Life Care Center of Ocala		362	70	16%	432
SUN COUNTRY PEDIATRICS PLLC	9	384	37	9%	430
FLORIDA DEPT OF HEALTH IN BREVARD COUNTY	3	364	63	15%	430
MADISON FACILITY INC		422	8	2%	430
PEDIATRICS IN BREVARD PA- ROCKLEDGE		381	49	11%	430
AVECINA MEDICAL JULINGTON	1	240	189	44%	430
BAY VILLAGE OF SARASOTA INC		424	3	1%	427
ARCPOINT LABS OF ST PETERSBURG		336	91	21%	427
MY HEALTHY BLUEPRINT BY BAPTIST HEALTH CARE		357	69	16%	426
SUNLAND MARIANNA COX MEDICAL CENTER		383	43	10%	426

COVID-19: testing by laboratory

Data through May 20, 2021 verified as of May 21, 2021 at 09:25 AM

Data in this report are provisional and subject to change.

The numbers in the table below represent the number of Florida and non-Florida residents for whom test results were received by the Department of Health. A person can be tested by more than one laboratory and can have both positive and negative results. **Therefore, the sum of the numbers in each column will be larger than the total number of people tested.**

Reporting lab	Inconclusive	Negative	Positive	Percent positive	Total
BARTON HEALTH ALLIANCE	3	373	49	12%	425
PALMS OF SEBRING		386	38	9%	424
FLORIDA DEPARTMENT OF HEALTH IN LIBERTY COUNTY	3	324	97	23%	424
RAPID RELIABLE TESTING NY LLC		412	12	3%	424
Bay Breeze Senior Living and Rehabilitation Center		371	53	13%	424
SABAL DIRECT PRIMARY CARE, PA		340	84	20%	424
Vi at Lakeside Village Skilled Nursing		407	15	4%	422
The Care Center at Pinellas Park	1	406	14	3%	421
LEHIGH REGIONAL MEDICAL CENTER LAB	2	372	47	11%	421
CENTRAL FLORIDA HEALTH SERVICES		370	51	12%	421
BRIDGEWATER PARK HEALTH AND REHAB	4	383	34	8%	421
GARCIA CLINICAL LABORATORY		28	392	93%	420
WALGREENS 4915	1	378	41	10%	420
PALMS REHABILITATION AND HEALTHCARE CENTER		379	40	10%	419
ROSEWOOD HEALTH AND REHABILITATION CENTER		389	29	7%	418
HARDEE MANOR HEALTH CARE CENTER	1	413	4	1%	418
HEALTH PARK CARE CENTER		411	7	2%	418
KEY LARGO - LARGO CARGO		379	38	9%	417
MINUTECLINIC LLC #3671		372	45	11%	417
LASER & SURGERY CENTER OF THE PALM BEACHES		413	2	0%	415
Solaris Healthcare Coconut Creek		404	11	3%	415
FLORIDA DEPARTMENT OF HEALTH		361	54	13%	415
LIFE CARE PONTE VEDRA INC		402	12	3%	414
STUART - FAIRGROUNDS		364	49	12%	413
UR MEDICINE LABS- CENTRAL LABORATORY		387	26	6%	413
Timberridge Center for Rehabilitation and Healing		378	35	8%	413
ENCOMPASS HEALTH REHABILITATION OF SEA PINES		410	2	0%	412
NAPHCARE, INC AT MANATEE COUNTY JAIL		384	26	6%	410
BAPTIST HEALTH SOUTH FLORIDA - WEST BOCA URGENT CARE		342	67	16%	409
ADVANCED AMBULATORY SURGERY CENTER		395	14	3%	409
BAYSHORE DIAGNOSTICS		362	46	11%	408
TIDE LABORATORIES		362	45	11%	407
HOLISTIC PEDIATRICS GROUP LLC		381	26	6%	407
HENDRY REGIONAL MEDICAL CENTER		119	287	71%	406
ST JOSEPH'S HOSPITAL LABORATORY		2	404	100%	406
GENETIC TECHNOLOGICAL INNOVATIONS, LLC		392	14	3%	406
Coastal Health and Rehabilitation Center		393	13	3%	406
JACKSONVILLE VA UNIVERSITY OPC	4	388	13	3%	405
TRI-COUNTY NURSING AND REHABILITATION CENTER INC		389	15	4%	404
ELMCROFT PINECREST	1	376	27	7%	404
OCEAN VIEW NURSING AND REHAB CENTER		381	22	5%	403
Life Care Center at Inverrary		392	10	2%	402
AVON PARK PEDIATRICS INC	3	354	42	11%	399
MEDFAST URGENT CARE CENTER		167	231	58%	398
VILLAGE PLACE NH LLC		349	49	12%	398
JACKSONVILLE KIDS PEDIATRICS, PLLC		362	35	9%	397

COVID-19: testing by laboratory

Data through May 20, 2021 verified as of May 21, 2021 at 09:25 AM

Data in this report are provisional and subject to change.

The numbers in the table below represent the number of Florida and non-Florida residents for whom test results were received by the Department of Health. A person can be tested by more than one laboratory and can have both positive and negative results. **Therefore, the sum of the numbers in each column will be larger than the total number of people tested.**

Reporting lab	Inconclusive	Negative	Positive	Percent positive	Total
FIRST CHOICE PEDIATRICS INC		353	42	11%	395
SUNCOAST URGENT CARE		294	101	26%	395
MINI ER AND URGENT CARE		289	105	27%	394
EXCEL PEDIATRICS		336	58	15%	394
FAMILY MEDICAL CARE OF PALM BEACH		281	113	29%	394
CORAL TRACE HEALTH CARE☐	2	384	7	2%	393
MANORCARE AT LELY PALMS		384	8	2%	392
Stacey Health Care Centers Inc. dba Riverside Care Center		361	30	8%	391
AVANTE AT MT DORA		381	8	2%	389
BARBER		13	376	97%	389
LIFE BRITE	4	366	19	5%	389
BEAR CREEK NURSING CENTER		383	5	1%	388
COMMUNITY HEALTH AND REHABILITATION CENTER		324	63	16%	387
KISSIMMEE FACILITY OPERATIONS LLC		361	25	6%	386
SERENADES IN THE VILLAGES		333	53	14%	386
BOCA BIOLISTICS REFERENCE LABORATORY	3	256	127	33%	386
VILLAGE DOCTORS FAMILY MEDICAL CENTER OF		318	68	18%	386
VETERANS AFFAIRS MEDICAL CENTER - LAKE CITY		52	333	86%	385
SEA BREEZE REHAB AND NURSING CENTER☐		376	9	2%	385
BROOKDALE PADDOCK HILLS	2	380	2	1%	384
EHEALTHSCREENINGS, LLC		384			384
Solaris HealthCare Imperial		375	8	2%	383
HARBOURWOOD	1	372	9	2%	382
BAYFRONT MEDICAL		335	47	12%	382
ST CATHERINE'S WEST REHABILITATION HOSPITAL		369	13	3%	382
TGH		1	381	100%	382
FL HUD DESTIN, LLC D/B/A GRAND BOULEVARD HEALTH		342	39	10%	381
ARCPPOINT LABS OF SARASOTA MANATEE		295	86	23%	381
ELMHURST HOSPITAL CENTER	1	348	32	8%	381
FAMILY CARE PARTNERS OF NE FLORIDA LLC		302	77	20%	379
TRENTON MEDICAL CENTER INC DBA PALMS MEDICAL GROUP	4	282	93	25%	379
FAIR HAVENS CENTER, OPCO		371	8	2%	379
ACCESS MEDICAL CENTER	1	344	33	9%	378
Palmetto Subacute Care Center		365	12	3%	377
24/7 PEDIATRIC CARE CENTERS INC		356	21	6%	377
REHABILITATION CENTER OF LAKE CITY, THE		347	30	8%	377
BAYA POINTE NURSING AND REHABILITATION		293	83	22%	376
SPRINGTREE REHAB & HEALTH CARE CENTER		352	24	6%	376
COLOR GENOMICS, INC.	4	366	6	2%	376
BAYA PHARMACY WEST		8	368	98%	376
SOLARIS HEALTHCARE PARKWAY	2	355	19	5%	376
AFTER HOURS PEDIATRICS INC	1	1	374	99%	376
HOLLEY NAVARRE MEDICAL CLINIC		292	84	22%	376
Marshall Health and Rehabilitation Center		325	50	13%	375
HOLIDAY CVS LLC DBA CVS/PHARMACY #0440		358	16	4%	374
EPWORTH VILLAGE RETIREMENT COMMUNITY		368	6	2%	374

COVID-19: testing by laboratory

Data through May 20, 2021 verified as of May 21, 2021 at 09:25 AM

Data in this report are provisional and subject to change.

The numbers in the table below represent the number of Florida and non-Florida residents for whom test results were received by the Department of Health. A person can be tested by more than one laboratory and can have both positive and negative results. **Therefore, the sum of the numbers in each column will be larger than the total number of people tested.**

Reporting lab	Inconclusive	Negative	Positive	Percent positive	Total
ELLENTON PEDIATRICS PA		353	21	6%	374
GULF COAST MEDICAL CENTER		367	6	2%	373
TAVARES PEDIATRICS		312	61	16%	373
MANOR CARE OF NAPLES FL LLC		367	6	2%	373
HAINES CITY REHABILITATION AND NURSING CENTER		349	24	6%	373
LAKE EUSTIS HEALTH AND REHABILITATION CENTER		364	8	2%	372
MACDILL AIR FORCE BASE		330	41	11%	371
AVENTURA REHAB AND NURSING CENTER		353	18	5%	371
URGENT CARE BETHESDA	1	318	52	14%	371
RIVERS FAMILY MEDICINE PA		283	88	24%	371
INFORM DIAGNOSTICS		361	9	2%	370
Surrey Place Healthcare and Rehabilitation		368	2	1%	370
ADVENT HEALTH - TAMPA		148	221	60%	369
WILLISTON PEDIATRICS PA	1	325	43	12%	369
ESTERO ISLAND MEDICAL CENTER		292	76	21%	368
VI AT BENTLEY VILLAGE HOME CARE		366	1	0%	367
FLORIDA KEYS PEDIATRICS & ADOLESCENT CENTER		347	19	5%	366
CITY OF PORT SAINT LUCIE		337	25	7%	362
CRYSTAL RIVER HEALTH & REHAB		358	4	1%	362
CYPRESS COVE		354	8	2%	362
JACKSON PLAZA NURSING & REHAB CENTER	6	345	10	3%	361
HOSPICE OF LAKE & SUMTER INC	1	350	10	3%	361
EAST RIDGE RETIREMENT VILLAGE		358	3	1%	361
CONCIMED LLC		326	34	9%	360
SOUTHWEST ORLANDO FAMILY MEDICINE, PL		299	60	17%	359
ARGO SENIOR LIVING AT HAVERHILL		336	21	6%	357
AVANTE AT LEESBURG INC		352	5	1%	357
EDGEWATER AT WATERMAN VILLAGE,THE		338	18	5%	356
AMERICAN RESEARCH LABS		306	50	14%	356
The Grove Health and Rehabilitation		331	24	7%	355
DEPARTMENT OF HEALTH BUREAU OF FAMILY		338	15	4%	353
KEY WEST HEALTH AND REHAB	1	344	8	2%	353
HCTB INC		295	58	16%	353
Concordia Village of Tampa AL		348	5	1%	353
VILLAGE AT VIENNA SQUARE,THE□	6	329	17	5%	352
STATMED QUICK QUALITY CLINIC AT NORTH PINELLAS		90	262	74%	352
FOUNTAIN INN NURSING & REHABILITATION CTR, INC		346	6	2%	352
Avante at St Cloud, Inc.		341	11	3%	352
MY CLINICAL LAB		223	129	37%	352
QUICK CARE MED LLC	1	283	67	19%	351
AMERICAN ESOTERIC LAB-BIRMINGHAM		346	5	1%	351
APOLLO HEALTH & REHABILITATION		344	7	2%	351
POMPANO REHABILITATION AND NURSING CTR		346	5	1%	351
CORAL BAY HEALTHCARE AND REHABILITATION	1	338	12	3%	351
FRICKS PHARMACY		283	67	19%	350
SELECT REFERENCE LABORATORIES, LLC	1	336	12	3%	349

COVID-19: testing by laboratory

Data through May 20, 2021 verified as of May 21, 2021 at 09:25 AM

Data in this report are provisional and subject to change.

The numbers in the table below represent the number of Florida and non-Florida residents for whom test results were received by the Department of Health. A person can be tested by more than one laboratory and can have both positive and negative results. **Therefore, the sum of the numbers in each column will be larger than the total number of people tested.**

Reporting lab	Inconclusive	Negative	Positive	Percent positive	Total
HAVEN OF OUR LADY OF PEACE INC		339	8	2%	347
JUPITER MEDICAL CENTER URGENT CARE - STUART		264	82	24%	346
HEALTH DESIGNS		332	14	4%	346
USAFSAM/PHE		175	170	49%	345
LabCorp (Non-Interfaced)	2	133	210	61%	345
SUNRISE DIAGNOSTIC LABORATORY		292	53	15%	345
ROSEN MEDICAL CENTER		297	47	14%	344
REGENTS PARK OF BOCA RATON		339	5	1%	344
FLORIDA HEALTH CARE PLANS			344	100%	344
ST LUCIE EMPLOYEE HEALTH & WELLNESS CENTER		329	14	4%	343
TIERRA PINES CENTER		330	13	4%	343
ADVENT HEALTH CENTRA CARE - PALM COAST		80	262	77%	342
SIGNATURE HEALTHCARE AT THE COURTYARD		294	47	14%	341
MIAMI CEREBRAL PALSY RESIDENTIAL		340	1	0%	341
CRONOS CLINICAL LABORATORY	22	227	91	27%	340
STAR CARE		283	57	17%	340
ST JUDE CHILDREN'S RESEARCH HOSPITAL		325	15	4%	340
CENTERSTONE OF FLORIDA		312	28	8%	340
RULEME CENTER	2	307	30	9%	339
MEDICAL CENTER AT OCEAN REEF,THE		321	17	5%	338
MACCLENNY NURSING AND REHAB		320	18	5%	338
Avante at Inverness		335	3	1%	338
DELTONA HEALTH CARE		307	30	9%	337
COLLIER PHARMACY		276	60	18%	336
ST VINCENT'S AMBULATORY CARE INC DBA	2	293	41	12%	336
AMERICAN FINNISH NURSING HOME	2	326	8	2%	336
CORAL REEF NURSING & REHABILITATION CENTER		327	8	2%	335
ARDEN COURTS OF TAMPA	2	327	6	2%	335
PHYSICIANS REGIONAL WALK-IN		196	139	41%	335
KENNEDY PAIN CLINIC GROUP LLC		301	34	10%	335
GOOD SAMARITAN SOCIETY-DAYTONA		313	21	6%	334
CROSS POINTE CARE CENTER	2	326	6	2%	334
220 GOLDEN, LLC	1	317	16	5%	334
ACCURATE DIAGNOSTIC LABS, INC		316	18	5%	334
DAYTONA BEACH HEALTH AND REHAB CENTER		332	2	1%	334
Life Care Center at Wells Crossing		309	24	7%	333
NORTH PINELLAS STATMED QUICK QUALITY CLINICS		236	97	29%	333
LODGE HEALTH AND REHABILITATION CENTER, THE		299	33	10%	332
VITAS HEALTHCARE CORPORATION OF FL		317	15	5%	332
TALLAHASSEE NHHI LLC	1	304	27	8%	332
ST JAMES HEALTH AND REHABILITATION CENTER		242	87	26%	329
WESTCHESTER GARDENS LIMITED PARTNERSHIP		319	9	3%	328
Sunset Point Center		321	6	2%	327
SILVER CREEK SENIOR LIVING COMMUNITY		321	5	2%	326
PIONEER CLINICAL LAB, LLC		212	113	35%	325
LUTHERAN HAVEN		315	9	3%	324

COVID-19: testing by laboratory

Data through May 20, 2021 verified as of May 21, 2021 at 09:25 AM

Data in this report are provisional and subject to change.

The numbers in the table below represent the number of Florida and non-Florida residents for whom test results were received by the Department of Health. A person can be tested by more than one laboratory and can have both positive and negative results. **Therefore, the sum of the numbers in each column will be larger than the total number of people tested.**

Reporting lab	Inconclusive	Negative	Positive	Percent positive	Total
LAKESIDE NEUROLOGIC		310	14	4%	324
AVELLINO LAB USA, INC	1	309	14	4%	324
WHITE WILSON MEDICAL IMMEDIATE CARE NICEVILLE		97	227	70%	324
BIOCEPT		302	22	7%	324
HUNT CLUB PEDIATRIC ASSOCIATES, P.A.		275	48	15%	323
JACKSONVILLE UNIVERSITY	1	302	19	6%	322
Life Care Center of Sarasota		309	13	4%	322
HEATHER HILL HEALTHCARE CENTER		274	47	15%	321
WALGREENS #04809	1	288	32	10%	321
Avante at Orlando	1	314	6	2%	321
HOMESTEAD MANOR	2	277	41	13%	320
West Melbourne Health and Rehabilitation Center		319	1	0%	320
PROFESSIONAL URGENT CARE SERVICES		266	54	17%	320
LEESBURG PEDIATRICS		283	37	12%	320
PruittHealth Santa Rosa		225	94	29%	319
D PEDIATRICS		287	32	10%	319
HIGHLANDS URGENT CARE		1	317	100%	318
FREEDOM SQUARE NURSING CENTER		306	12	4%	318
PALM GARDEN OF PINELLAS		316	1	0%	317
RIVERWOOD HEALTH NH LLC		278	39	12%	317
PONTE VEDRA GARDENS		316	1	0%	317
MEDEXPRESS LUTZ		4	313	99%	317
CONEY ISLAND HOSPITAL	1	304	11	3%	316
SILVERCREST HEALTH AND REHABILITATION CENTER	3	305	8	3%	316
BAY COUNTY SHERIFFS OFFICE JAIL FACILITY		262	53	17%	315
MIDWAY PRIMARY CARE, LLC	11	193	110	35%	314
CONSULATE HEALTH CARE OF SAFETY HARBOR		307	7	2%	314
USA HEALTH UNIVERSITY HOSPITAL CLINICAL LABORATORY	1	303	10	3%	314
OSPREY LODGE		253	61	19%	314
TRUE NORTH HEALTH NAVIGATION LLC DBA DISPATCHHEALTH	1	261	51	16%	313
GENESIS MEDICAL LABORATORY MIAMI FL.		83	230	73%	313
IMA MEDICAL GROUP	1	230	82	26%	313
MEDICATION ROOMS-CSU/CI NURSE STATION	1	297	13	4%	311
Chatsworth at PGA National, LLC		297	14	5%	311
HOSPICE OF ST FRANCIS INC		303	7	2%	310
ALTAMONTE PEDIATRIC ASSOCIATES		233	77	25%	310
Chatham Glen Healthcare and Rehabilitation Center		299	10	3%	309
JUPITER MEDICAL CENTER URGENT CENTER		259	49	16%	308
MILLENNIUM PHYSICIAN GROUP LLC		268	40	13%	308
DE LUNA HEALTH AND REHABILITATION CENTER		284	23	7%	307
PERSONALIZED GENETIC TESTING	3	204	100	33%	307
BENTLEY CARE CENTER		305	1	0%	306
LAKELAND REGIONAL HEALTH SYSTEMS INC		39	266	87%	305
renaissance health and rehabilitation center		278	27	9%	305
BARBARA O'REILLY MD PA		297	7	2%	304
NADAL PEDIATRICS		250	54	18%	304

COVID-19: testing by laboratory

Data through May 20, 2021 verified as of May 21, 2021 at 09:25 AM

Data in this report are provisional and subject to change.

The numbers in the table below represent the number of Florida and non-Florida residents for whom test results were received by the Department of Health. A person can be tested by more than one laboratory and can have both positive and negative results. **Therefore, the sum of the numbers in each column will be larger than the total number of people tested.**

Reporting lab	Inconclusive	Negative	Positive	Percent positive	Total
FORT PIERCE HEALTH CARE		297	7	2%	304
CLARE BRIDGE ORMOND BEACH	1	303			304
FLORIDA ATLANTIC UNIVERSITY STUDENT HEALTH		251	52	17%	303
LAKE PARK OF MADISON		292	11	4%	303
FARAH MEDICAL		286	17	6%	303
SARAPATH DIAGNOSTICS		172	131	43%	303
ARBOR FACILITY INC		298	4	1%	302
CAREATC CITY OF TAMPA	27	233	41	14%	301
AVANTE AT ORMOND BEACH INC		292	9	3%	301
DISCOVERY VILLAGE AT NAPLES		284	17	6%	301
HEARTLAND PEDIATRICS OF LAKE PLACID PA	1	263	36	12%	300
WALGREENS 10670		260	40	13%	300
PAVILION FOR HEALTHCARE, THE		295	3	1%	298
BUENA VISTA URGENT CARE		264	34	11%	298
THE RESIDENCE AT TIMBER PINES	4	268	26	9%	298
RITE MEDICAL CARE PC		294	3	1%	297
BROOKDALE DESTIN		284	12	4%	296
ALLIANCE PEDIATRICS PA		288	8	3%	296
CHIPOLA MEDICAL ASSOCIATES, LLC		218	78	26%	296
LONGWOOD FAMILY PRACTICE		226	69	23%	295
WESTWOOD HEALTHCARE SNF		249	46	16%	295
BOND CLINIC, PA		219	75	26%	294
SANDY PINES	2	248	44	15%	294
AMELIA MEDICAL CARE		135	159	54%	294
CHIPOLA HEALTH AND REHAB		276	18	6%	294
CAREATC, INC.	1	269	24	8%	294
NORTHWEST MEDICAL CENTER CLINICAL LABORATORY		175	118	40%	293
PROTEUS MOLECULAR AND CLINICAL LAB	1	180	112	38%	293
A PLUS PEDIATRICS		257	35	12%	292
Flagler Health and Rehabilitation		287	5	2%	292
PALMS FACILITY INC		273	18	6%	291
BIOIQ		243	48	16%	291
SHC College Park		288	3	1%	291
Rehabilitation Center for Park Place LLC		279	11	4%	290
AMERICAN HEALTH ASSOCIATES INC	1	270	19	7%	290
DOCTORS MEMORIAL HOSPITAL		158	132	46%	290
DAVID SCOTT MADWAR MD PA□		261	29	10%	290
Solaris Senior Living North Naples ALF		281	9	3%	290
SIGNATURE HEALTHCARE OF ORANGE PARK		286	4	1%	290
VETERANS AFFAIRS MEDICAL CENTER - MIAMI		2	287	99%	289
STERLING HOUSE OF DELAND		288	1	0%	289
PALM GARDEN OF GAINESVILLE	2	285	2	1%	289
AUBURN UNIVERSITY MEDICAL CLINIC		227	62	21%	289
MAGNOLIA DIAGNOSTICS, LLC	4	256	28	10%	288
Terrace Health and Rehab		284	4	1%	288
GATTOLINE ENTERPRISES, INC. DBA FAMILY CARE PHARMACY		238	50	17%	288

COVID-19: testing by laboratory

Data through May 20, 2021 verified as of May 21, 2021 at 09:25 AM

Data in this report are provisional and subject to change.

The numbers in the table below represent the number of Florida and non-Florida residents for whom test results were received by the Department of Health. A person can be tested by more than one laboratory and can have both positive and negative results. **Therefore, the sum of the numbers in each column will be larger than the total number of people tested.**

Reporting lab	Inconclusive	Negative	Positive	Percent positive	Total
ADVENT HEALTH - PALM HARBOR ER		238	49	17%	287
W FRANK WELLS NURSING HOME		258	29	10%	287
Signature healthcare of Jacksonville		281	5	2%	286
BROWARD NURSING & REHABILITATION CTR	8	260	17	6%	285
ESCAMBIA COUNTY JAIL DETENTION DIVISION		277	7	2%	284
FLOW HEALTH LABORATORIES LLC		278	6	2%	284
LAKE VIEW CARE CENTER AT DELRAY		277	6	2%	283
AURORA DIAGNOSTICS BERNHARDT LABORATORIES PATHOLOGY SERVICE		190	93	33%	283
Avante at Lake Worth, Inc.	1	274	7	2%	282
Sunnyside Nursing Home		279	3	1%	282
The Ponce Therapy Care Center		277	4	1%	281
WASHINGTON REHAB AND NURSING		271	10	4%	281
BRENTWOOD RETIREMENT COMMUNITY	5	242	34	12%	281
GEORGE SAFRAN MD PC		267	14	5%	281
DOS OF NORTH SHORES NURSING & REHAB CENTER		280			280
ST MARK VILLAGE	1	274	5	2%	280
HUNT CLUB PEDIATRIC ASSOCIATES PA		200	80	29%	280
Jacaranda Manor		278	2	1%	280
ISLAND HEALTH AND REHABILITATION CENTER		271	8	3%	279
Crossbreeze care center	1	275	2	1%	278
LAKEVIEW INTERNAL MEDICINE		207	71	26%	278
PRUITT HEALTH-SANTA ROSA		275	2	1%	277
VILLAGES REGIONAL HOSPITAL SURGERY CENTER LLC, THE		218	58	21%	276
NASSAU COUNTY JAIL		230	45	16%	275
Glades West Rehabilitation and Nursing Center		266	8	3%	274
Cross Gardens Care Center		272	1	0%	273
BRANDON COMMUNITY HEALTH CENTER		241	32	12%	273
FIRST CHOICE PRIMARY CARE		216	56	21%	272
BAYA URGENT CARE LLC		236	35	13%	271
ATLANTIC URGENT CARE		186	85	31%	271
PBC FIREFIGHTER BENEFIT FUND WELLNESS CENTER		225	45	17%	270
LEHIGH VALLEY GENOMICS		45	225	83%	270
ADVENT HEALTH CARE CENTER	9	246	15	6%	270
Premier Place at The Glenview		261	9	3%	270
MARTIN ACQUISITION 1 LLC DBA		256	14	5%	270
SURREY PLACE CARE CENTER		262	7	3%	269
FORT MYERS REHABILITATION AND NURSING CENTER		243	26	10%	269
MIAMI JEWISH HEALTH SYSTEMS, INC	4	254	10	4%	268
ADVENT HEALTH CENTRA CARE - ORMOND BEACH		113	155	58%	268
RIVERSIDE RECOVERY OF TAMPA		265	2	1%	267
VETERANS AFFAIRS ORLANDO VA MEDICAL CENTER			267	100%	267
NORTH FLORIDA PEDIATRICS - MARIANNA		227	40	15%	267
BARTRAM CROSSING		267			267
ABSOLUTE HEALTH INTERNAL MEDICINE AND PEDIATRICS		238	28	11%	266
CCS - JOSEPH V CONTE		264	2	1%	266
FEDERATION CCRC OPERATIONS CORP		263	3	1%	266

COVID-19: testing by laboratory

Data through May 20, 2021 verified as of May 21, 2021 at 09:25 AM

Data in this report are provisional and subject to change.

The numbers in the table below represent the number of Florida and non-Florida residents for whom test results were received by the Department of Health. A person can be tested by more than one laboratory and can have both positive and negative results. **Therefore, the sum of the numbers in each column will be larger than the total number of people tested.**

Reporting lab	Inconclusive	Negative	Positive	Percent positive	Total
EVENT MED SERVICES LABORATORY		261	5	2%	266
WOMEN'S CARE FLORIDA LABORATORY	1	260	5	2%	266
SACRED HEART HEALTH SYSTEM INC		218	47	18%	265
LAKESIDE HEALTH CENTER		263	2	1%	265
SERANADES BY SONATA WEST ORANGE		236	29	11%	265
LAKE REGIONAL URGENT CARE		12	253	95%	265
EDGEWOOD NURSING CENTER		255	10	4%	265
ADVANCED MEDICAL GROUP		2	263	99%	265
THE PLAYERS CHAMPIONSHIP		265			265
CARENOW LAKE MARY		45	219	83%	264
FLORIDA MEDICAL CLINIC LLC		177	87	33%	264
FLORIDA DEPARTMENT OF HEALTH IN TAYLOR COUNTY	1	214	49	19%	264
SEAVIEW NURSING AND REHABILITATION CENTER		254	10	4%	264
KINDRED HOSPITAL THE PALM BEACHES		258	6	2%	264
PATHWAY PHARMACY		219	44	17%	263
FELLOWSHIP HOME AT THE FAIRWAY LLC		254	7	3%	261
PINELLAS CARE CENTER		223	38	15%	261
VIERA DEL MAR HEALTH AND REHABILITATION CENTER		248	13	5%	261
ARDEN COURTS OF FORT MYERS		254	7	3%	261
TERRACES OF LAKE WORTH CARE CENTER		249	12	5%	261
CLIFFORD CHESTER SIMS VA NURSING HOME		251	9	3%	260
BRADEN RIVER REHABILITATION CENTER LLC		258	2	1%	260
ADVENT HEALTH - ORLANDO		195	65	25%	260
OAKBROOK HEALTH AND REHABILITATION CENTER	1	245	14	5%	260
CONSULATE HEALTHCARE OF KISSIMMEE		247	12	5%	259
BVM THE BRIDGES LLC		257	2	1%	259
FLORIDA WOMAN CARE LABORATORY LLC		232	26	10%	258
SAMIR EBEID MD		232	26	10%	258
KR at Hillsborough Lakes/Lutz Healthcare		248	10	4%	258
AZALEA TRACE		245	13	5%	258
SPRINGS AT LAKE POINTE WOODS		256	2	1%	258
BAYVIEW CENTER		251	6	2%	257
MARTIN MEMORIAL MEDICAL CENTER LAB		128	129	50%	257
HOMESTEAD VILLAGE		246	11	4%	257
CLERMONT URGENT CARE		1	255	100%	256
FLORIDA CLINICAL LABORATORY-BIOREFERENCE LABORATORIES		103	152	60%	255
PADDOCK RIDGE		251	3	1%	254
SUNLIFE PHARMACY		223	31	12%	254
SHELL POINT VILLAGE MEDICAL CENTER		246	8	3%	254
ST ANTHONYS REHABILITATION HOSPITAL	9	240	2	1%	251
Consulate Health Care of St. Petersburg		244	7	3%	251
BUREAU OF CLINICAL LABORATORIES		209	42	17%	251
ESCAMBIA COUNTY JAIL	2	181	68	27%	251
ST PETERSBURG PEDIATRICS-EAST BAY	1	211	38	15%	250
Royal Oaks Nursing and Rehab		249	1	0%	250
MCW MENTAL HEALTH LLC		246	4	2%	250

COVID-19: testing by laboratory

Data through May 20, 2021 verified as of May 21, 2021 at 09:25 AM

Data in this report are provisional and subject to change.

The numbers in the table below represent the number of Florida and non-Florida residents for whom test results were received by the Department of Health. A person can be tested by more than one laboratory and can have both positive and negative results. **Therefore, the sum of the numbers in each column will be larger than the total number of people tested.**

Reporting lab	Inconclusive	Negative	Positive	Percent positive	Total
LCS SANDHILL COVE LLC DBA	6	233	10	4%	249
UCC - WELLINGTON		3	246	99%	249
CARRINGTON PLACE OF ST PETE LLC		242	6	2%	248
ADVENTHEALTH EXPRESS CARE AT WESLEY CH		218	29	12%	247
Orchid Cove at Sarasota		246	1	0%	247
WHITE WILSON MEDICAL CENTER IMMEDIATE CARE		139	108	44%	247
Heritage Healthcare at Tallahassee		239	7	3%	246
VILLA MARIA WEST SKILLED NURSING FACILITY		238	8	3%	246
life Care Center of Melbourne		229	17	7%	246
AVECINA MOBILE		121	125	51%	246
Signature Healthcare of Ormond		241	4	2%	245
ROSEWOOD HEALTHCARE & REHABILITATION CENTER		239	6	2%	245
ST AUGUSTINE HEALTH & REHAB CENTER		244	1	0%	245
MALABAR/ADVENT CENTRA CARE		48	196	80%	244
LONGWOOD HEALTH AND REHABILITATION CENTER		232	12	5%	244
REGENTS PARK AT AVENTURA		229	15	6%	244
ST JOHNS COUNTY DETENTION CENTER		243			243
SOLARIS SENIOR LIVING VERO BEACH		234	9	4%	243
ARCHER HEALTH VENTURES, LLC		217	25	10%	242
GOOD SAMARITAN CARES		236	5	2%	241
Kindred Hospital South Florida Hollywood SNU		233	8	3%	241
WALGREENS #06012		209	31	13%	240
PALM GARDEN OF AVENTURA		236	4	2%	240
STERLING HOUSE OF WINTER HAVEN		237	3	1%	240
SACRED HEART MEDICAL GROUP URGENT CARE		202	38	16%	240
CLARE BRIDGE OF SARASOTA		238	2	1%	240
AMERICAN HOUSE SENIOR LIVING		189	51	21%	240
Lake Port Square Health Center		221	19	8%	240
FLORIDA HEALTH CARE PLAN INC		2	238	99%	240
ARDEN COURTS OF SEMINOLE		199	41	17%	240
SOUTHLAND SUITES OF ORMOND BEACH	4	236			240
NORTH FLORIDA PEDIATRICS PA - DUVAL		210	29	12%	239
Sunrise Health and Rehabilitation Center		230	9	4%	239
FIRSTCARE CLINIC		121	118	49%	239
ORANGE COUNTY HEALTH DEPT		228	11	5%	239
MATHISON RETIREMENT COMMUNITY, INC	1	226	11	5%	238
JUNO DERMATOLOGY LLC		220	18	8%	238
TREASURE COAST URGENT & FAMILY CARE		178	59	25%	237
FLORIDA HEALTH CARE PLANS INC		2	235	99%	237
DOCTORS MEMORIAL FAMILY MEDICINE	2	167	68	29%	237
CHILDREN MED CARE INC		204	33	14%	237
HEARTLAND SOUTH JACKSONVILLE OF JACKSONVILLE FL ,		236			236
MEASE COUNTRYSIDE HOSPITAL		2	234	99%	236
Fouraker Hills Rehab and Nursing		226	9	4%	235
OAK HAMMOCK AT THE UNIVERSITY OF FLORIDA		229	6	3%	235
GUEST HOUSE OCALA, THE		224	11	5%	235

COVID-19: testing by laboratory

Data through May 20, 2021 verified as of May 21, 2021 at 09:25 AM

Data in this report are provisional and subject to change.

The numbers in the table below represent the number of Florida and non-Florida residents for whom test results were received by the Department of Health. A person can be tested by more than one laboratory and can have both positive and negative results. **Therefore, the sum of the numbers in each column will be larger than the total number of people tested.**

Reporting lab	Inconclusive	Negative	Positive	Percent positive	Total
BAY TREE CARE AND REHABILITATION CENTER		197	38	16%	235
FLORIDA DEPARTMENT OF HEALTH IN WALTON COUNTY		211	24	10%	235
BAY VUE NURSING AND REHABILITATION CENTER		224	11	5%	235
MANDARIN PEDIATRICS		210	24	10%	234
YOUR FAMILY WALK-IN CLINIC		18	216	92%	234
BORLAND GROOVER CLINIC	1	193	39	17%	233
SEMINOLE TRIBE OF FLORIDA		196	37	16%	233
Lakewood Nursing Center		198	34	15%	232
ADVENT HEALTH - LAKE NONA		197	35	15%	232
KENILWORTH CARE & REHABILITATION CENTER		213	19	8%	232
HOSPITAL FOR SPECIAL SURGERY		229	3	1%	232
VILLAGE PEDIATRICS LLC		200	32	14%	232
REGENCY PARK		213	19	8%	232
HEALTHPOINT MED GRP OF THE EMERALD COAST LLC		192	40	17%	232
ManorCare Health Services-Palm Harbor	1	229	1	0%	231
LYNN HAVEN SPORTS COMPLEX-WALKON CLINIC		21	209	91%	230
ALLSOUTH URGENT CARE		52	178	77%	230
BENDERSON FAMILY SKILLED NURSING AND□		212	18	8%	230
LAKE WALES OPERATING GROUP LLC		225	5	2%	230
CORAL GABLES NURSING & REHABILITATION CENTER		218	11	5%	229
COLONY CLUB ALF,THE	1	213	15	7%	229
ASCENSION MEDICAL GROUP		5	223	98%	228
HIGHLANDS LAKE CENTER		223	5	2%	228
MEDICAL CONSULTANTS OF FLORIDA LLC	1	193	34	15%	228
UNIVERSITY OF MIAMI		84	144	63%	228
WIREGRASS DIRECT PRIMARY CARE PLLC□		190	37	16%	227
Avante at Melbourne		222	5	2%	227
PARK MEADOWS HEALTH AND REHABILITATION CENTER		225	1	0%	226
PARKS HEALTHCARE & REHABILITATION CTR	4	211	11	5%	226
BOCA RATON REHABILITATION CENTER	4	217	5	2%	226
ARDEN COURTS OF DELRAY BEACH FL LLC	3	211	11	5%	225
NSPIRE HEALTHCARE LAUDERHILL		219	6	3%	225
BONITA PHARMACY		204	21	9%	225
WEST		204	21	9%	225
MACTOWN, INC		222	2	1%	224
MIAMI VA HEALTHCARE SYSTEM			224	100%	224
INN AT ASTON GARDENS, THE		216	8	4%	224
The Waterford		221	3	1%	224
DISCOVERY VILLAGE AT MELBOURNE		197	27	12%	224
FORT WALTON REHABILITATION CENTER		185	39	17%	224
DOLPHIN POINTE HEALTH CARE LLC		201	23	10%	224
CONSULATE HEALTH CARE OF MELBOURNE		219	5	2%	224
Hampton Court Nursing and Rehabilitation Center		221	2	1%	223
WORKPLACE SCREENING INTELLIGENCE			223	100%	223
ADVENT HEALTH CENTRA CARE - APOPKA NORTH		192	31	14%	223
PINNACLES PEDS CARE PA		222			222

COVID-19: testing by laboratory

Data through May 20, 2021 verified as of May 21, 2021 at 09:25 AM

Data in this report are provisional and subject to change.

The numbers in the table below represent the number of Florida and non-Florida residents for whom test results were received by the Department of Health. A person can be tested by more than one laboratory and can have both positive and negative results. **Therefore, the sum of the numbers in each column will be larger than the total number of people tested.**

Reporting lab	Inconclusive	Negative	Positive	Percent positive	Total
PALMS MEDICAL GROUP HIGH SPRINGS		183	39	18%	222
JACKSON COUNTY HEALTH DEPARTMENT		166	56	25%	222
FLAGLER COUNTY DETENTION CENTER		209	13	6%	222
CCS - PAUL REIN DETENTION FACILITY		156	66	30%	222
PEDIATRIC SPECIALISTS MEDICAL GROUP□	1	193	28	13%	222
SOUTH BALDWIN REGIONAL MEDICAL CENTER		206	15	7%	221
LIFE CARE CENTER OF PORT ST. LUCIE		209	12	5%	221
HERITAGE HEALTHCARE AND REHABILITATION CENTER		216	5	2%	221
NADAL PEDIATRICS - VICTORIA STREET (3385)		188	33	15%	221
ADVENT HEALTH - FOUR CORNERS ER		177	44	20%	221
EDWARD J HEALEY REHAB & NURSING CENTER		221			221
KINDRED HOSPITAL MELBOURNE	1	212	7	3%	220
CONCORD LIFE SCIENCES LLC	2	201	17	8%	220
Boynton Beach Rehabilitation Center	2	213	5	2%	220
SUPERIOR RESIDENCES OF PANAMA CITY BEACH		213	7	3%	220
ADVENT HEALTH CENTRA CARE - DAYTONA BEACH		94	125	57%	219
ANGELS DIAGNOSTIC GROUP		174	45	21%	219
WOOD LAKE HEALTH AND REHABILITATION CENTER		219			219
LABCORP BURLINGTON	1	158	59	27%	218
Lehigh Acres Health and Rehabilitation		205	12	6%	217
LAKE PORT SQUARE		200	17	8%	217
ST. CLOUD REGIONAL MEDICAL CENTER		199	18	8%	217
THE MANOR AT CARPENTERS		185	32	15%	217
AVANTE AT ORLANDO INC		216	1	0%	217
MINUTECLINIC DIAGNOSTIC		205	11	5%	216
TUSCAN GARDENS OF PALM COAST		210	6	3%	216
MINUTECLINIC DIAGNOSTIC OF TEXAS, LLC		198	18	8%	216
BROOKDALE ATRIM WAY		210	6	3%	216
BARKLEY PLACE	1	209	6	3%	216
HEALTH FIRST - HOLMES REGIONAL MEDICAL CENTER		32	183	85%	215
GATEWAY/ADVENT CENTRA CARE	1	24	190	88%	215
Taylor Care Center		210	5	2%	215
BENTLEY VILLAGE II		204	10	5%	214
ALL SEASONS NAPLES LLC□		205	9	4%	214
CARE RESOURCE COMMUNITY HEALTH CENTERS INC		201	13	6%	214
BLOCK, NATION, CHASE, AND SMOLEN FAMILY MEDICINE		157	57	27%	214
Consulate Healthcare of West Palm Beach		197	16	8%	213
POCONO MEDICAL CENTER		212	1	0%	213
JACKSONVILLE NURSING AND REHAB CENTER		205	8	4%	213
San Jose Health & Rehabilitation		207	6	3%	213
CONSULATE HEALTH CARE OF WINTER HAVEN		209	4	2%	213
FULGENT GENETICS	3	166	43	20%	212
UNIVERSITY COMMUNITY HOSPITAL		180	32	15%	212
GEORGIA DEPARTMENT OF PUBLIC HEALTH	1	5	206	97%	212
PATRIOT MEDICAL LABORATORIES		204	8	4%	212
Bayside Health and Rehabilitation		181	31	15%	212

COVID-19: testing by laboratory

Data through May 20, 2021 verified as of May 21, 2021 at 09:25 AM

Data in this report are provisional and subject to change.

The numbers in the table below represent the number of Florida and non-Florida residents for whom test results were received by the Department of Health. A person can be tested by more than one laboratory and can have both positive and negative results. **Therefore, the sum of the numbers in each column will be larger than the total number of people tested.**

Reporting lab	Inconclusive	Negative	Positive	Percent positive	Total
GOOD SAMARITAN SOCIETY OF DELAND		199	11	5%	210
GLENRIDGE ON PALMER RANCH,THE		202	8	4%	210
NO FLORIDA PEDIATRICS, PA		182	27	13%	209
Whispering Oaks	11	175	23	11%	209
The Palace Nursing and Rehabilitation Center		209			209
Nspire Health Care Kendall		199	10	5%	209
LAB CORP	1	121	87	42%	209
MIRACLE HILL NURSING & REHABILITATION CENTER INC		202	6	3%	208
GABISA MEDICAL LLC		207	1	0%	208
FAWCETT MEMORIAL HOSPITAL LABORATORY			208	100%	208
CARE CENTERS OF NASSAU		202	5	2%	207
CVS		50	157	76%	207
NEW YORK CITY DEPARTMENT OF HEALTH & MENTAL		172	35	17%	207
AMA MEDICAL GROUP LLC		175	32	15%	207
KINGS BAY PEDIATRICS LLC		200	7	3%	207
HIALEAH SHORES NURSING AND REHAB CENTER		199	8	4%	207
TARPON POINT NURSING AND REHABILITATION CENTER		203	3	1%	206
SENIOR LIVING VII TAMPA LLC	1	195	9	4%	205
Cross Terrace REhabilitation		203	2	1%	205
JEFFERSON COUNTY HEALTH DEPARTMENT-MONTICELLO		163	41	20%	204
PCB CLINIC		159	45	22%	204
Arbor Springs Health and Rehab		204			204
PALM HARBOR FAMILY PRACTICE & WALK-IN		157	47	23%	204
PATHGROUP LABS LLC		97	107	52%	204
BROOKDALE OF SPRING HILL	9	192	2	1%	203
MERCY MEDICAL URGENT CARE CENTER INC		144	59	29%	203
CANTERFIELD OF OCALA, LLC		190	12	6%	202
POLK COUNTY HEALTH DEPARTMENT		178	24	12%	202
NSPIRE HEALTHCARE TAMARAC		161	40	20%	201
Governors Creek Health and Rehabilitation	1	198	2	1%	201
VIPEDIATRICS PLLC		185	16	8%	201
MD NOW MEDICAL CENTERS INC		154	47	23%	201
GRACE PEDIATRICS		168	33	16%	201
VAMC WEST PALM LAB		5	196	98%	201
ADVENT HEALTH - CARROLLWOOD	4	169	27	14%	200
Lakeside Oaks Care Center		195	5	3%	200
SUNY UPSTATE MEDICAL UNIVERSITY		184	15	8%	199
SIGNATURE HEALTHCARE OF PORT CHARLOTTE		192	7	4%	199
HAWKINS FAMILY MEDICINE LLC	1	142	56	28%	199
SUMMERFIELD EMERGENCY ROOM		151	48	24%	199
NORTH BEACH REHABILITATION CENTER		197	2	1%	199
AVANTE OF BOCA RATON		198	1	1%	199
WEST COAST FAMILY MEDICAL CARE		163	35	18%	198
AMERICAN FAMILY MEDICAL LLC		155	43	22%	198
LAUREL POINT CARE ACQUISITION LLC DBA SANDGATE GARDENS REHAB AND NURSI		171	27	14%	198
TRADITION MEDICAL CENTER LABORATORY		56	142	72%	198

COVID-19: testing by laboratory

Data through May 20, 2021 verified as of May 21, 2021 at 09:25 AM

Data in this report are provisional and subject to change.

The numbers in the table below represent the number of Florida and non-Florida residents for whom test results were received by the Department of Health. A person can be tested by more than one laboratory and can have both positive and negative results. **Therefore, the sum of the numbers in each column will be larger than the total number of people tested.**

Reporting lab	Inconclusive	Negative	Positive	Percent positive	Total
DEPARTMENT OF HEALTH & HUMAN SERVICES		198			198
PEDIATRIC ASSOCIATES AT ARGYLE PA		186	11	6%	197
NO FLORIDA PEDIATRICS, PA - BRADFORD		165	32	16%	197
KINDRED HOSPITAL SOUTH FLORIDA		162	35	18%	197
AVANTE AT BOCA RATON		196			196
RIVERWOOD CENTER,THE		186	10	5%	196
SARNO EXTENDED HOURS		127	69	35%	196
BAYCARE HEALTH SYSTEMS	1	6	189	96%	196
TUSCAN GARDENS OF VENETIA MANAGEMENT COMPANY		179	17	9%	196
ADVENT HEALTH CENTRA CARE - CARROLLWOOD	2	19	175	89%	196
ABBIEJEAN RUSSELL CARE CENTER		195	1	1%	196
FINLAY CLINICAL LABORATORY INC	1	39	156	80%	196
BRUCE S WEST MD	1	193	1	1%	195
Heritage Park Rehabilitation & Healthcare		177	18	9%	195
QUEENS HOSPITAL CENTER	1	184	10	5%	195
FLORIDA DEPARTMENT OF HEALTH IN ALACHUA COUNTY -		179	16	8%	195
GLADES HEALTH CARE CENTER		192	3	2%	195
ROSECASTLE OF ZEPHRHILLS		192	3	2%	195
CHARTER SENIOR LIVING OF PANAMA CITY BEACH		174	21	11%	195
SOUTH GEORGIA MEDICAL CENTER		132	62	32%	194
BEACON AT GULF BREEZE, THE	2	181	11	6%	194
FIRST CHOICE PEDIATRICS SEMORAN		98	95	49%	193
KINDRED HOSPITAL - SOUTH FLORIDA		189	4	2%	193
RDV SPORTSPLEX PEDIATRICS		162	31	16%	193
EXOSOME DIAGNOSTICS	1	172	20	10%	193
EMBRY RIDDLE AERONAUTICAL UNIVERSITY HEALTH SERVICES		1	192	99%	193
BENTON HOUSE AT OAKLEAF		163	30	16%	193
Consulate Health Care of Port Charlotte		191	2	1%	193
CYPRESS POINT LIVING, LLC		177	15	8%	192
Belleair Healthcare Center		186	6	3%	192
Signature Healthcare of Palm Beach		190	2	1%	192
CANTERFIELD OF CLAY COUNTY		151	40	21%	191
Emory L Bennett State Veterans Nursing Home		188	3	2%	191
PEDIATRICS OF GREATER ORLANDO		163	28	15%	191
GARDENS HEALTH NH LLC		185	6	3%	191
MAGNOLIA MEDICAL CLINIC		80	111	58%	191
HEALTH LINK DIAGNOSTIC LABORATORIES		182	9	5%	191
NEO GENOMICS - FORT MYERS	1	183	6	3%	190
ADVENTHEALTH MEDICAL GROUP FAMILY MEDICINE AT		143	47	25%	190
HEARTLAND HEALTHCARE AND REHAB CENTER		165	25	13%	190
OAKHURST CENTER	1	182	7	4%	190
PRIMECARE OF DOTHAN		136	54	28%	190
HAZELDEN FLORIDA	1	182	7	4%	190
ARDEN COURTS OF PALM HARBOR		170	20	11%	190
The Inn at Sarasota Bay Club		186	3	2%	189
PREMIER COMMUNITY HEALTHCARE GROUP INC		181	8	4%	189

COVID-19: testing by laboratory

Data through May 20, 2021 verified as of May 21, 2021 at 09:25 AM

Data in this report are provisional and subject to change.

The numbers in the table below represent the number of Florida and non-Florida residents for whom test results were received by the Department of Health. A person can be tested by more than one laboratory and can have both positive and negative results. **Therefore, the sum of the numbers in each column will be larger than the total number of people tested.**

Reporting lab	Inconclusive	Negative	Positive	Percent positive	Total
VIERA MANOR ASSISTED LIVING RESIDENCE		182	7	4%	189
BIGGERS FAMILY MEDICINE PA	1	173	15	8%	189
PHYSICIANS REGIONAL MEDICAL CENTER - PINE RIDGE		20	169	89%	189
EAST NEW YORK DIAGNOSTIC AND TREATMENT		180	9	5%	189
ARDEN COURTS OF LARGO FL, LLC		167	22	12%	189
GULFCOAST PEDIATRICS		178	11	6%	189
CSL PLASMA		31	157	84%	188
ZON BEACHSIDE LLC		151	37	20%	188
OCEAN REEF MEDICAL CENTER		150	38	20%	188
NIGHT LITE PEDIATRICS WINTER GARDEN		144	44	23%	188
LIFE CARE CENTER OF ALTAMONTE SPRINGS		157	31	16%	188
PLANTATION NURSING & REHAB CENTER		187			187
BAY EDUCATORS WELLNESS CENTER		128	59	32%	187
US MEDICAL CARE, INC		164	23	12%	187
BAPTIST HEALTH PRIMARY CARE	1	135	50	27%	186
ANTHEM LAKES LLC		151	35	19%	186
PPC-LAB EDI ORCHARD BI		176	9	5%	185
ADVENT		172	13	7%	185
CENTRAL FLORIDA HEALTHCARE GROUP LLC		151	34	18%	185
ST. JAMES BAY HEALTH AND REHABILITATION CENTER		183	1	1%	184
ATMORE COMMUNITY HOSPITAL LABORATORY		154	30	16%	184
BROOKDALE ORANGE PARK		182	2	1%	184
Madison Health and Rehabilitation Center		148	36	20%	184
ADVENT HEALTH CENTRA CARE - WESLEY CHAPEL		13	170	93%	183
OCALA CBOC		170	12	7%	182
BRIGHTON EGGERT PHARMACY INC		175	7	4%	182
MOBILE INFIRMARY MED CENTER PATH LAB		167	15	8%	182
The Crossroads		180	1	1%	181
STERLING HOUSE OF PUNTA GORDA		180	1	1%	181
FHMG-FLORIDA HOSPITAL MEDICAL GROUP		155	26	14%	181
KRYSTAL BAY NURSING AND REHABILITATION		174	6	3%	180
NORTH FLORIDA INTERNAL MEDICINE PA		145	34	19%	179
OMNI HEALTHCARE, INC		168	11	6%	179
REOPEN DIAGNOSTICS LLC (DBA PANDEMIC RESPONSE LAB)	2	177			179
QUALITY URGENT CARE AND WELLNESS PL	3	128	47	26%	178
LAKEVIEW TERRACE RETIREMENT COMMUNITY		159	19	11%	178
ROSECASTLE OF CITRUS		148	30	17%	178
MID FLORIDA PATHOLOGY LLC MOBILE UNIT #4		125	53	30%	178
CAYUGA MEDICAL CENTER AT ITHACA		173	5	3%	178
PROMPT CARE OF CENTRAL FLORIDA		7	170	96%	177
TERRACE AT HOBE SOUND, THE	1	162	14	8%	177
LISTENING DOCTOR PLLC, THE		159	18	10%	177
HARBOR BEACH NURSING AND REHABILITATION CENTER		147	30	17%	177
TGH URGENT CARE - SEMINOLE		17	160	90%	177
SUWANNEE VALLEY NURSING CENTER		163	14	8%	177
GENE BY GENE		61	115	65%	176

COVID-19: testing by laboratory

Data through May 20, 2021 verified as of May 21, 2021 at 09:25 AM

Data in this report are provisional and subject to change.

The numbers in the table below represent the number of Florida and non-Florida residents for whom test results were received by the Department of Health. A person can be tested by more than one laboratory and can have both positive and negative results. **Therefore, the sum of the numbers in each column will be larger than the total number of people tested.**

Reporting lab	Inconclusive	Negative	Positive	Percent positive	Total
Peninsula Care and Rehab		164	12	7%	176
WOODBIDGE FACILITY INC		170	6	3%	176
WILTON MANORS HEALTH & REHABILITATION CENTER		167	9	5%	176
HOSPICE OF THE TREASURE COAST		171	5	3%	176
ASTON GARDENS AT PELICAN MARSH		169	7	4%	176
ORLANDO HEALTH EMERGENCY DEPARTMENT		163	12	7%	175
COASTAL INTERNAL MEDICINE		135	40	23%	175
CITRUS MEMORIAL HOSPITAL		1	173	99%	174
ANCHOR CARE AND REHABILITATION CENTER		173	1	1%	174
ARDEN COURTS OF LELY PALMS		171	2	1%	173
MINUTECLINIC DIAGNOSTIC OF SOUTH CARO		146	26	15%	172
BROOKDALE FORT MYERS THE COLONY		167	5	3%	172
URGENT CARE OF THE PALM BEACHES, NORTH PALM BEACH			172	100%	172
DOCTOR TODAY TLC LLC		123	49	28%	172
Winter Park Care and Rehab		171	1	1%	172
FINNISH AMERICAN REST HOME-ALF		169	2	1%	171
MAINSTREAM DIAGNOSTIC LABORATORY LLC		144	27	16%	171
SOMERBY LAKE NONA		164	7	4%	171
LONGWOOD CARDIOLOGY			171	100%	171
WESLEY HAVEN VILLA	1	134	35	21%	170
NORTHEAST FLORIDA STATE HOSP-NURSING		169	1	1%	170
GRAVITY DIAGNOSTICS		56	114	67%	170
Life Care Center of Orlando		164	6	4%	170
JPR URGENT MEDICAL CARE		165	5	3%	170
OPPENHEIMER PLASTIC SURGERY LLC		164	5	3%	169
ALLCARE MEDICAL CENTERS PC		144	25	15%	169
ADVENT HEALTH CENTRA CARE - TEMPLE TERRACE	1	104	64	38%	169
CORNERSTONE MEDICAL CARE OF BRANDON PL		138	30	18%	168
PANAMA CITY DEVELOPMENTAL CENTER		168			168
Nemours Children's Urgent Care		80	87	52%	167
OSPREY VILLAGE AT AMELIA ISLAND LTD		157	10	6%	167
REGENCY OAKS HEALTH CENTER		165	2	1%	167
MEADOWCREST FAMILY PHYSICIANS		98	69	41%	167
ANYLABTEST NOW		158	8	5%	166
PACIFICA SUNRISE		158	8	5%	166
TGH URGENT CARE - FAST TRACK			166	100%	166
CITRUS HEALTH AND REHAB		132	33	20%	165
AEGIS MEDICAL GROUP		135	30	18%	165
THE ARLINGTON OF NAPLES INC.		162	3	2%	165
WRIGHTS HEALTH CARE AND REHABILITATION CENTER		135	30	18%	165
BROOKDALE BONITA SPRINGS		162	3	2%	165
MINUTECLINIC LLC #4987		147	17	10%	164
NORTH PORT REHABILITATION AND NURSING CENTER		163	1	1%	164
WALTON PLACE		163			163
BRADENTON HEALTH CARE		163			163
COASTAL DETOX		160	3	2%	163

COVID-19: testing by laboratory

Data through May 20, 2021 verified as of May 21, 2021 at 09:25 AM

Data in this report are provisional and subject to change.

The numbers in the table below represent the number of Florida and non-Florida residents for whom test results were received by the Department of Health. A person can be tested by more than one laboratory and can have both positive and negative results. **Therefore, the sum of the numbers in each column will be larger than the total number of people tested.**

Reporting lab	Inconclusive	Negative	Positive	Percent positive	Total
PRECISION GENETICS, INC		157	6	4%	163
TRI COUNTY NURSING HOME		162	1	1%	163
KINDRED HOSPITAL NORTH FLORIDA	3	151	8	5%	162
CHERRY OAK PALM BEACH COUNTY		154	8	5%	162
DEERFIELD BEACH REHABILITATION AND NURSING		157	5	3%	162
LEE MEMORIAL HEALTH SYSTEM HEALTH FAIR		156	6	4%	162
DESOTO PALMS ALF		155	6	4%	161
DOCTORS MEMORIAL FAMILY PRACTICE	2	122	37	23%	161
WALGREENS CO		143	18	11%	161
MINUTECLINIC DIAGNOSTIC OF NORTH CAROL		136	25	16%	161
TUSCAN ISLE CHAMPIONSGATE OP CO LLC		158	2	1%	160
AMERICAN HOUSE COCONUT POINT		138	22	14%	160
GREENBRIAR REHABILITATION AND NURSING CENTER	1	159			160
F&T MEDICAL RESEARCH, INC		160			160
KEYSTONE REHAB		160			160
ARCADIA HEALTH AND REHABILITATION CENTER		100	60	38%	160
GRAND AVE PHARMACY		112	47	30%	159
KEYSTYLE LIVING LLC	1	157	1	1%	159
LABORATORY OF FLORIDA		103	56	35%	159
BROOKDALE PENSACOLA		158	1	1%	159
POINTE, THE		131	28	18%	159
PROVIDENCE HOSPITAL LABORATORY		149	9	6%	158
WUESTHOFF REF LABORATORY			158	100%	158
TIMBERRIDGE NURSING HOME & REHAB		123	34	22%	157
FAWCETT MEMORIAL HOSPITAL-LAB		39	118	75%	157
PHYSICIAN PARTNERS PERRY		93	64	41%	157
WALGREENS 6221		139	18	11%	157
ALL FLORIDA FAMILY AND SPORTS MEDICINE		134	23	15%	157
LANDMARK HOSPITAL SOUTHWEST FLORIDA LLC		152	5	3%	157
The Crossings		155	2	1%	157
ADVENTHEALTH HOSPICE CARE CENTRAL FLORIDA		152	5	3%	157
MD NOW MEDICAL CENTERS, INC.		121	35	22%	156
MEMORY CARE OF NAPLES		155	1	1%	156
Englewood Healthcare and Rehab		141	15	10%	156
CLEARWATER STATMED QUICK QUALITY CLINICS		47	109	70%	156
FAMILY EXTENDED CARE OF CENTRAL TAMPA		137	18	12%	155
CLINICA HISPANA		1	154	99%	155
COCOA BEACH/ADVENT CENTRA		41	114	74%	155
CORE BIO LABS		76	79	51%	155
DIAMOND RIDGE		147	8	5%	155
CRANE CENTER		124	31	20%	155
SUMMIT MEDICAL GROUP		143	12	8%	155
WINDSOR OF LAKEWOOD RANCH,THE		151	3	2%	154
PRUITT HEALTH		152	2	1%	154
Centre Pointe Health and Rehabilitation Center		143	11	7%	154
PALMETTO FACILITY INC	1	153			154

COVID-19: testing by laboratory

Data through May 20, 2021 verified as of May 21, 2021 at 09:25 AM

Data in this report are provisional and subject to change.

The numbers in the table below represent the number of Florida and non-Florida residents for whom test results were received by the Department of Health. A person can be tested by more than one laboratory and can have both positive and negative results. **Therefore, the sum of the numbers in each column will be larger than the total number of people tested.**

Reporting lab	Inconclusive	Negative	Positive	Percent positive	Total
NAPHCARE, INC.		144	10	6%	154
NCRNC INC		140	14	9%	154
GRAND VILLA OF ORMOND BEACH		148	6	4%	154
OHI WEST INC		141	13	8%	154
SUNNY HILLS ALF OF SEBRING INC		140	13	8%	153
REHAB AND HEALTHCARE CENTER OF CAPE CORAL		153			153
NAVARRE GARDENS LLC		127	25	16%	152
GRAND VILLA OF DELAND		143	9	6%	152
WILLOW BROOKE COURT AT AZALEA TRACE		149	3	2%	152
GATEWAY CARE CENTER		150	2	1%	152
QUALITY URGENT CARE AND WELLNESS		104	48	32%	152
CROSSWINDS HEALTH AND REHABILITATION CENTER	1	148	2	1%	151
PALM BEACH COUNTY HEALTH DEPT LAB	4	140	7	5%	151
TALLAHASSEE VA OPC		142	9	6%	151
DIAGNOSTIC LABORATORY OF OKLAHOMA		125	26	17%	151
MACKOUL PEDIATRICS FORT MYERS		130	21	14%	151
ORANGE COUNTY CORRECTIONS HEALTH SERVICES		121	30	20%	151
REFUAH HEALTH CENTER LABORATORY		143	8	5%	151
ARLINGTON OF NAPLES INC, THE		151			151
ROHR HOME		145	6	4%	151
SONATA COCONUT CREEK	2	125	23	15%	150
GOLD CHOICE SENIOR COMMUNITIES		109	41	27%	150
VILLAGE ON THE ISLE		144	6	4%	150
SANIBEL INTERNAL MEDICINE, LLC		143	6	4%	149
DAYSRING VILLAGE		127	22	15%	149
MED COMP SCIENCES		3	146	98%	149
PRECISION HEALTH RESOURCES, LLC	1	133	15	10%	149
ALLIANCE PEDIATRICS		116	32	22%	148
East Bay Rehabilitation Center		113	35	24%	148
TURNING POINT OF TAMPA		140	8	5%	148
A2Z DIAGNOSTICS		147	1	1%	148
PROVISTA DIAGNOSTICS, INC		145	3	2%	148
BLOCK NATION CHASE		121	27	18%	148
LIFE CARE CENTER OF JACKSONVILLE		127	21	14%	148
SEAGRASS VILLAGE FLEMING ISLAND		111	37	25%	148
MILLENNIUM LAB SERVICES			148	100%	148
SUMMIT MEDICAL GROUP PA		134	13	9%	147
AESTHETIC SURGERY CENTER OF WINTER PARK, THE	3	139	5	3%	147
Alhambra Health and Rehabilitation		146	1	1%	147
FG RAPID		140	7	5%	147
SEVEN HILLS HEALTH AND REHABILITATION CENTER		130	16	11%	146
Quail Run Health Care Center		146			146
WILLOWBROOKE COURT AT ST ANDREWS ESTATES		141	5	3%	146
WEDGEWOOD HEALTHCARE CENTER		94	52	36%	146
BIODESIX, INC.		114	32	22%	146
BOSTON RED SOX CLUB LP		144	2	1%	146

COVID-19: testing by laboratory

Data through May 20, 2021 verified as of May 21, 2021 at 09:25 AM

Data in this report are provisional and subject to change.

The numbers in the table below represent the number of Florida and non-Florida residents for whom test results were received by the Department of Health. A person can be tested by more than one laboratory and can have both positive and negative results. **Therefore, the sum of the numbers in each column will be larger than the total number of people tested.**

Reporting lab	Inconclusive	Negative	Positive	Percent positive	Total
ENCOMPASS HEALTH REHABILITATION HOSPITAL		144	2	1%	146
MV MEDICAL PRACTICE DBA PRIMARY URGENT CARE		139	7	5%	146
RESEARCH CENTERS OF AMERICA, LLC		119	27	18%	146
BROOKDALE CAPE CORAL		145			145
KINDRED HOSPITAL-BAY AREA-ST PETERSBURG LAB	1	138	6	4%	145
REGENCY CARE OF BLOUNTSTOWN LLC		135	10	7%	145
MANOR CARE OF PALM HARBOR		142	3	2%	145
TREASURE COAST FORENSIC TREATMENT CTR		124	21	14%	145
DAYSRING SENIOR LIVING LLC		143	2	1%	145
ADVENTHEALTH CENTRA CARE PONCIANA	1	81	63	43%	145
TGH URGENT CARE POWERED BY FAST TRACK			144	100%	144
UNIVERSTIY CENTER MEDICAL LLC DBA	1	137	6	4%	144
BAY REGIONAL URGENT CARE	1	99	44	31%	144
JEFFERY WEINZWEIG		2	141	99%	143
OAKS OF KISSIMMEE HEALTH AND REHABILITATION CENTER		140	3	2%	143
SMILEY MEDICAL GROUP		108	35	24%	143
DB MD		126	16	11%	142
SOUTH LAKE PEDIATRICS		123	19	13%	142
ENCOMPASS HEALTH REHABILITATION HOSPITAL OF SARASOTA		141	1	1%	142
GRAND VILLA OF LAKELAND		136	6	4%	142
PEDIATRIC SERVICES AND BREATHING CENTER PA		112	30	21%	142
LabCorp L#09258090 M#09258105		75	67	47%	142
EMERALD COAST BEHAVIORAL HOSPITAL		135	7	5%	142
MICRO PATH LABORATORIES INC		139	3	2%	142
JOHN KNOX VILLAGE OF CENTRAL FLORIDA		136	5	4%	141
GIBBENS FAMILY MEDICAL, LLC		120	21	15%	141
ECOLAB GROUP		105	36	26%	141
NOVARI CARE LLC		97	44	31%	141
SURFSIDE URGENT CARE		114	27	19%	141
PORT ST LUCIE REHABILITATION AND HEALTHCARE		98	43	30%	141
PM PEDIATRICS		119	22	16%	141
ARDEN COURTS OF WEST PALM BEACH		136	5	4%	141
DIATHERIX LABORATORIES		78	63	45%	141
ORANGE PARK PEDIATRICS		127	14	10%	141
WELLNOW URGENT CARE PC		139	2	1%	141
HIGHLANDS MEDICAL CENTER		138	3	2%	141
AVOW HOSPICE INC		140	1	1%	141
UNITED CLINICAL LABORATORIES		132	9	6%	141
ST PETERSBURG PEDIATRICS-MLK JUNIOR BLVD		131	10	7%	141
DOCTOR'S IN HOUSE LABORATORY		18	122	87%	140
PANCARE HEALTH GULF COUNTY		109	31	22%	140
THREE OAKS PHARMACY INC		125	15	11%	140
CARENOW URGENT CARE - LAKE MARY			140	100%	140
Gulf Coast Healthcare (Longwood Health and Rehab		118	21	15%	139
SONNIS PEDIATRICS PA		121	18	13%	139
GRAND OAKS HEALTH & REHABILITATION		138	1	1%	139

COVID-19: testing by laboratory

Data through May 20, 2021 verified as of May 21, 2021 at 09:25 AM

Data in this report are provisional and subject to change.

The numbers in the table below represent the number of Florida and non-Florida residents for whom test results were received by the Department of Health. A person can be tested by more than one laboratory and can have both positive and negative results. **Therefore, the sum of the numbers in each column will be larger than the total number of people tested.**

Reporting lab	Inconclusive	Negative	Positive	Percent positive	Total
LABCORP RTP		55	84	60%	139
MAIN STREET MEDICAL CENTER OF CRESTVIEW PA		113	26	19%	139
VITAS HEALTHCARE CORPORATION OF FLORIDA		135	4	3%	139
AMERICAN PATHOLOGY PARTNERS		136	2	1%	138
STEWART MEDICAL GROUP		34	104	75%	138
TGH URGENT CARE - TYRONE		10	128	93%	138
MANOR AT BLUEWATER BAY		131	7	5%	138
Lakeside Nursing and Rehabilitation Center	1	112	25	18%	138
ADVENT HEALTH CENTRA CARE - CITRUS PARK		9	129	93%	138
AHEC CLINIC		8	130	94%	138
CLARE BRIDGE OF CAPE CORAL	1	137			138
ADVENT HEALTH CENTRA CARE - DELAND		28	110	80%	138
TROPICANA MANUFACTURING COMPANY INC		131	7	5%	138
PUTNAM COUNTY SHERIFFS OFFICE		128	10	7%	138
VITAS HEALTHCARE		123	14	10%	137
MINUTECLINIC DIAGNOSTIC OF NORTH CARO		122	15	11%	137
SPRING HAVEN RETIREMENT	1	133	3	2%	137
HARBORCHASE OF VERO BEACH	1	117	19	14%	137
PRIME HEALTH OF NORTH PORT LLC		115	22	16%	137
L&S SENIOR CARE DBA ARCADIA OAKS	4	131	1	1%	136
SUNRISE SENIOR LIVING OF JACKSONVILLE		120	16	12%	136
SONATA DELRAY BEACH		125	11	8%	136
ST JOSEPHS HOSPITAL SOUTH HOSPITAL		1	135	99%	136
DOCTORS CENTER PA,THE		116	20	15%	136
ARIZONA DEPARTMENT OF HEALTH SERVICES		5	131	96%	136
ADVENT HEALTH CENTRA CARE - ORANGE CITY	1	53	82	60%	136
CLUB HEALTH AND REHABILITATION CENTER, THE		134	1	1%	135
ENCOMPASS HEALTH REHABILITATION HOSPITAL OF LARGO		132	3	2%	135
SONATA WEST		133	2	1%	135
TREASURE COAST PEDIATRICS PA		127	8	6%	135
IRL MARKET LAB ALACHUA		104	31	23%	135
PEDIATRIC CARE CENTER		135			135
OAKS OF CLEARWATER, THE		132	3	2%	135
SUNY UPSTATE OVERFLOW LABORATORY		134			134
ADVANCED MEDICAL CENTER		86	48	36%	134
SANDALWOOD NURSING CENTER		127	7	5%	134
LATE HOURS URGENT CARE		68	66	49%	134
SOUTH CAMPUS FACILITY INC		122	12	9%	134
ALTERNATIVE LIVING, INC DBA TWIN CITIES PAVILION		131	3	2%	134
VIERA HOSPITAL			133	100%	133
SOLARIS SENIOR LIVING OF MERRITT ISLAND		128	5	4%	133
HOSPICE OF MARTIN & ST LUCIE, INC		130	3	2%	133
ADVENT HEALTH - CENTRAL PASCO ER		115	18	14%	133
MINUTECLINIC DIAGNOSTIC OF OHIO LLC		111	22	17%	133
HEARTLAND PHARMACY LAKE PLACID, INC		100	33	25%	133
AMERICAN HOUSE-BONITA SPRINGS		131	1	1%	132

COVID-19: testing by laboratory

Data through May 20, 2021 verified as of May 21, 2021 at 09:25 AM

Data in this report are provisional and subject to change.

The numbers in the table below represent the number of Florida and non-Florida residents for whom test results were received by the Department of Health. A person can be tested by more than one laboratory and can have both positive and negative results. **Therefore, the sum of the numbers in each column will be larger than the total number of people tested.**

Reporting lab	Inconclusive	Negative	Positive	Percent positive	Total
THE REHABILITATION CENTER OF LAKE CITY		127	5	4%	132
VITAS HEALTHCARE CORP OF FLORIDA		131	1	1%	132
MORTON PLANT HOSPITAL NURSING		2	130	98%	132
SEMINOLE SPORTS AND FAMILY MEDICINE		116	16	12%	132
LAKELAND REGIONAL HEALTH LAKE MIRIAM	3	87	42	32%	132
CENTRACARE		18	114	86%	132
FOUNTAINS OF HOPE LLC, THE		130	1	1%	131
INTEGRATED REGIONAL LABORATORIES		119	12	9%	131
THE WELLNESS CENTER AT LAKEWOOD RANCH		43	88	67%	131
COQUINA CENTER		126	5	4%	131
ARBOR TERRACE SAN JOSE LLC	3	126	2	2%	131
CHARLES CROFT MD	1	128	2	2%	131
MOOSEHAVEN LIFE CARE CENTER		130			130
THE CLUB AND REHABILITATION CENTER		129	1	1%	130
SMS DO PA		110	20	15%	130
MEYER PEDIATRICS		114	16	12%	130
ADVANCED EMURGENT CARE		32	98	75%	130
PANAMA PHARMACY	3	109	18	14%	130
EC OPCO CARROLLWOOD LLC		123	7	5%	130
BMHSI-AEL MICROBIOLOGY LABORATORY	2	102	25	19%	129
LIFESTREAM BEHAVIORIAL CENTER		104	25	19%	129
TRI-COUNTY NURSING HOME		117	12	9%	129
GUIDEWELL EMERGENCY MEDICINE DOCTORS LLC		86	43	33%	129
QUICK CARE MED PL CR		80	49	38%	129
FHMG- FLORIDA HOSPITAL MEDICAL GROUP		115	14	11%	129
IQBAL A FARUQUI MD		93	35	27%	128
TIFFANY HALL NURSING AND REHAB CENTER		118	10	8%	128
FHMG LAKE MARY PEDS		112	16	13%	128
WESTCHESTER MEDICAL CENTER	1	121	6	5%	128
Golfview Healthcare Center		122	6	5%	128
Cross Landings Health and Rehabilitation		119	9	7%	128
FLORIDA DEPARTMENT OF HEALTH IN LAKE COUNTY	1	79	47	37%	127
ADVENTHEALTH MEDICAL GROUP PRIMARY CARE		116	11	9%	127
SHOAL CREEK REHABILITATION CENTER		85	42	33%	127
THE COURTYARD ASSISTED LIVING		123	4	3%	127
ALL CARE URGENT CARE			127	100%	127
PALMS EDGE	1	118	8	6%	127
GESSLER CLINIC PA		98	29	23%	127
PATRICK AIR FORCE BASE		14	113	89%	127
HILLSBOROUGH COUNTY DEVELOPMENTAL CTR	1	117	9	7%	127
RARITAN BAY PERTH AMBOY		117	9	7%	126
NORTHWESTERN UNIVERSITY CORP		125	1	1%	126
IXI WELLNESS DALLAS, LLC		126			126
MONTEFIORE MEDICAL CENTER LABORATORIES - MOSES		116	10	8%	126
WINDERMERE MEDICAL CENTER		120	6	5%	126
PALM BAY HOSPITAL			126	100%	126

COVID-19: testing by laboratory

Data through May 20, 2021 verified as of May 21, 2021 at 09:25 AM

Data in this report are provisional and subject to change.

The numbers in the table below represent the number of Florida and non-Florida residents for whom test results were received by the Department of Health. A person can be tested by more than one laboratory and can have both positive and negative results. **Therefore, the sum of the numbers in each column will be larger than the total number of people tested.**

Reporting lab	Inconclusive	Negative	Positive	Percent positive	Total
BROOKDALE PALM COAST		125			125
BLISS HEALTHCARE SERVICES	1	99	25	20%	125
Mt Sinai Aventura			125	100%	125
ARDEN COURTS OF SARASOTA		106	18	15%	124
NORTH FL SOUTH GA HCS-MALCOM RANDALL VAMC			124	100%	124
CHILDRENS CLINIC		70	54	44%	124
J FRANK AVEY MD		96	28	23%	124
FLORIDA ATLANTIC UNIVERSITY		116	8	6%	124
ARBOR GLEN AT ARBOR TRACE	2	113	9	7%	124
ISLAND URGENT CARE PLLC DBA AFC URGENT CARE		123	1	1%	124
SHERMAN-ABRAMS LABORATORY INC		116	8	6%	124
ADVENT HEALTH CENTRA CARE - BRANDON		31	93	75%	124
MINUTECLINIC DIAGNOSTIC OF RHODE ISLAND, LLC #729		120	4	3%	124
GENEDX		48	75	61%	123
TREASURE COAST PRIMARY CARE		100	23	19%	123
PICH KTM CORP DBA MEDTOWN PHARMACY		106	17	14%	123
PSL NAPLES BH OPERATIONS, LLC		123			123
CITRUS MEMORIAL HEALTH SYSTEM LAB		2	121	98%	123
COLONY CARE CENTER		106	17	14%	123
WINDSOR WOODS REHAB & HEALTHCARE CTR		115	7	6%	122
TUSCAN ISLE OPERATING COMPANY LLC DBA		118	4	3%	122
HOSPICE OF THE EMERALD COAST INC - PANAMA CITY	2	113	7	6%	122
PARKVIEW HEALTH		121	1	1%	122
PHYSICIANS REGIONAL CLINIC		92	30	25%	122
LENOX HILL HOSPITAL		113	9	7%	122
PINELLAS COUNTY JAIL			121	100%	121
Crystal Health & Rehab Center		115	6	5%	121
Hialeah Nursing And Rehabilitation Center		115	6	5%	121
SANDY RIDGE CENTER FOR REHABILITATION AND HEALING		100	21	17%	121
LPG PRIMARY CARE AT SURFSIDE		105	16	13%	121
BROOKDALE JENSEN BEACH		118	3	2%	121
CALADIUM PEDIATRICS		105	16	13%	121
URGENT CARE TCMA			121	100%	121
CAN COMMUNITY HEALTH		118	2	2%	120
UNIVERSITY HEALTH SYSTEM INC		109	11	9%	120
MY CLINICAL LAB INC		17	103	86%	120
ARBOR TERRACE ORTEGA LLC	2	116	2	2%	120
ISLAND LAKE CENTER		99	21	18%	120
FLAGLER COLLEGE HEALTH SERVICES		86	34	28%	120
HOBDARI FAMILY HEALTH LLC		83	37	31%	120
ISLAND DOCTORS		23	96	81%	119
VILLAS OF HOLLY BROOK - BRADENTON 14TH		117	2	2%	119
BROOKDALE CANOPY OAKS		87	32	27%	119
BROWARD HEALTH CORAL SPRINGS EPIDEMIOLOGY DEPT		1	118	99%	119
TOTAL CARE PLUS LLC			119	100%	119
COASTAL HEALTH AND REHAB		110	9	8%	119

COVID-19: testing by laboratory

Data through May 20, 2021 verified as of May 21, 2021 at 09:25 AM

Data in this report are provisional and subject to change.

The numbers in the table below represent the number of Florida and non-Florida residents for whom test results were received by the Department of Health. A person can be tested by more than one laboratory and can have both positive and negative results. **Therefore, the sum of the numbers in each column will be larger than the total number of people tested.**

Reporting lab	Inconclusive	Negative	Positive	Percent positive	Total
MED ONE AT SAINT AUGUSTINE		87	32	27%	119
DELAND WELLNESS CENTER			119	100%	119
VILLAGES VA CBOC	2	110	7	6%	119
MATHISON RETIREMENT COMMUNITY		114	5	4%	119
RDX BIOSCIENCE		60	59	50%	119
SH HERON EAST LLC		103	15	13%	118
A PLUS FAMILY URGENT CARE		94	24	20%	118
SIMEDHEALTH LLC		102	16	14%	118
SOUTH BALDWIN MEDICAL CENTER GULF SHORES		95	23	19%	118
GRAND OAKS OF JENSEN BEACH LLC		113	5	4%	118
MINUTECLINIC DIAGNOSTIC OF SOUTH CAROLINA, LLC		98	20	17%	118
BROOKDALE COLONIAL PARK	2	114	1	1%	117
NORTH SHORE MEDICAL LABS	1	109	7	6%	117
NEIGHBORHOOD MEDICAL CENTER		112	5	4%	117
MD 365 MEDICAL CARE		116	1	1%	117
MULBERRY CARE CENTER		104	13	11%	117
CAREATC		30	87	74%	117
BAY PINES MEDICAL ASSOCIATES		1	116	99%	117
CSL PLASMA INC		11	105	91%	116
G & R HEALTH MART PHARMACY		96	20	17%	116
WESTWOOD NURSING & REHAB		82	34	29%	116
CONSULATE HEALTH CARE OF SARASOTA	1	115			116
WORLD OF PEDIATRICS LLC		108	8	7%	116
CABANA AT JENSEN DUNES, THE		112	4	3%	116
LEE COUNTY SCHOOL DISTRICT	1	108	7	6%	116
BELVEDERE COMMONS OF FORT WALTON BEACH		106	10	9%	116
CARE CENTERS OF NASSAU, LLC - HENDRICKS RD		115	1	1%	116
OZ		116			116
TREASURE COAST MEDICAL ASSOCIATES		4	112	97%	116
Courtyards of Orlando Care Center		102	13	11%	115
SUNFLOWER SPRINGS ASSISTED LIVING		105	10	9%	115
THE POINTE AT CEDAR PARK		114	1	1%	115
UNIVERSITY MEDICAL CENTER SUITES		101	14	12%	115
CVS NY4098030POCT NEW YORK		113	1	1%	114
ELAN BUENA VISTA		97	17	15%	114
INFINITY BIOLOGIX LLC OAKDALE		108	6	5%	114
ASHRAF MEDICAL GROUP PLLC DBA PULSE MD		110	3	3%	113
CLEVELAND CLINIC FOUNDATION		12	101	89%	113
CAREMOUNT MEDICAL - PATHOLOGY		109	4	4%	113
EXPRESS DOCS LLC		11	101	90%	112
AU HEALTH		96	16	14%	112
ALLIED HEALTH FORT PIERCE		112			112
GRACE MEDICAL HOME		93	19	17%	112
WHITE PLAINS HOSPITAL CENTER LAB		108	4	4%	112
VRL EUROFINNS - HAWAII		112			112
ALL MY KIDS PEDIATRICS INC		78	33	30%	111

COVID-19: testing by laboratory

Data through May 20, 2021 verified as of May 21, 2021 at 09:25 AM

Data in this report are provisional and subject to change.

The numbers in the table below represent the number of Florida and non-Florida residents for whom test results were received by the Department of Health. A person can be tested by more than one laboratory and can have both positive and negative results. **Therefore, the sum of the numbers in each column will be larger than the total number of people tested.**

Reporting lab	Inconclusive	Negative	Positive	Percent positive	Total
MEDEXPRESS - BLOOMIN BRANDS		88	23	21%	111
MG PORT CHARLOTTE II SUBTENANT LLC		99	12	11%	111
HARBORCHASE OF NAPLES		97	14	13%	111
WE SCREEN LLC		104	6	5%	110
Ocala Oaks Rehabilitation Center		104	6	5%	110
LECONTE MEDICAL CENTER LAB		90	20	18%	110
LAKE HOUSE ASSISTED LIVING		93	17	15%	110
AFTER HOURS PEDIATRICS			110	100%	110
BAPTIST MEDICAL CENTER SOUTH		88	22	20%	110
KALEIDA HEALTH CENTER FOR LABORATORY		103	6	6%	109
VANDERBILT UNIVERSITY MEDICAL CENTER		99	10	9%	109
Riviera Health Resort		108	1	1%	109
BRANDYWYNE HEALTH CARE CENTER		107	2	2%	109
EVANS HEALTH CARE		106	2	2%	108
NAVY HOSPITAL			108	100%	108
North Lake Care Center		107	1	1%	108
ORLANDO LUTHERAN TOWERS ASSISTED LIVING		108			108
BAY VIEW HEALTHCARE		85	22	21%	107
MENORAH HOUSE		106	1	1%	107
Salerno Bay Health & Rehabilitation Center		97	10	9%	107
FLORIDA PEDIATRIC GROUP		44	63	59%	107
MIAMI BEACH COMMUNITY HEALTH CENTER		2	105	98%	107
NORTH FLORIDA EVALUATION AND TREATMENT CENTER	2	99	5	5%	106
MAJESTIC OAKS		103	3	3%	106
TGH URGENT CARE - RIVERVIEW			106	100%	106
SUNSHINE GARDENS		105	1	1%	106
HEART OF FLORIDA REGIONAL MED CTR		35	71	67%	106
ELMCROFT OF BELLA VITA		98	8	8%	106
325TH MEDICAL GROUP		87	19	18%	106
ST PETERSBURG PEDIATRICS-SEMINOLE		92	13	12%	105
ST MARK ASSISTED LIVING CENTER	1	92	12	11%	105
CATHOLIC HEALTH SERVICES REGIONAL LAB		97	8	8%	105
COASTAL LABORATORIES OF FLORIDA		92	13	12%	105
MEDICAL CONSULTANTS OF FLORIDA DBA	1	90	14	13%	105
PORT CHARLOTTE REHABILITATION CENTER		90	15	14%	105
NORTH CENTRAL BRONX HOSPITAL		100	5	5%	105
STONY BROOK UNIVERSITY MEDICAL CENTER		91	14	13%	105
Gulfport Rehabilitation Center		102	3	3%	105
GRANDE, THE	2	98	4	4%	104
PEDIATRIC CARE CENTER- JACKSONVILLE BEACH		75	29	28%	104
EAST RIDGE RETIREMENT VILLAGE INC		104			104
PREDICTIVE LABORATORIES, INC	1	90	13	13%	104
PEDIATRIC SERVICES OF AMERICA INC		98	6	6%	104
DOUGLAS T JACOBSON STATE VETERANS HOME		104			104
VISTA MANOR		92	12	12%	104
DAVENPORT PEDIATRICS CLERMONT PA		93	11	11%	104

COVID-19: testing by laboratory

Data through May 20, 2021 verified as of May 21, 2021 at 09:25 AM

Data in this report are provisional and subject to change.

The numbers in the table below represent the number of Florida and non-Florida residents for whom test results were received by the Department of Health. A person can be tested by more than one laboratory and can have both positive and negative results. **Therefore, the sum of the numbers in each column will be larger than the total number of people tested.**

Reporting lab	Inconclusive	Negative	Positive	Percent positive	Total
PUBLIC SQUARE PHARMACY LLC		81	22	21%	103
PRIMECARE AT TWIN LAKES		3	100	97%	103
ADVENT HEALTH CENTRA CARE - EAST ORLANDO		73	30	29%	103
FLORIDA MEDICAL CLINIC - MULTI SPECIALTY CAMPUS		53	50	49%	103
SANTA BARBARA CARE CENTER		78	24	24%	102
JOHN D ARCHBOLD MEMORIAL HOSPITAL		98	4	4%	102
GEORGE E WEEMS MEMORIAL HOSPITAL LAB		85	17	17%	102
CENTRAL FLORIDA HEALTH CARE		47	55	54%	102
CRESTVIEW URGENT CARE	1	23	78	76%	102
PANIRA HEALTHCARE CLINIC		2	100	98%	102
BROOKDALE VERO BEACH SOUTH AL		101	1	1%	102
JESSIE TRICE COMMUNITY HEALTH SYSTEM, INC		85	17	17%	102
NAPHCARE INC		96	6	6%	102
HENNEPIN HEALTHCARE LABORATORY		102			102
PruittHealth Fleming Island		87	15	15%	102
PENNSYLVANIA DEPT OF HEALTH		21	80	79%	101
1ST PRIORITY LAB SERVICES		84	17	17%	101
MACADAMS HOME HEALTH AGENCY		100	1	1%	101
AVANTE OF MOUNT DORA INC		101			101
EMERALD COAST CENTER		97	4	4%	101
WINDSOR OAKS		100	1	1%	101
LAFAYETTE NURSING AND REHABILITATION CENTER		99	2	2%	101
HAWTHORN HOUSE		87	14	14%	101
LABCORP		31	70	69%	101
CCS - BROWARD COUNTY JAIL		94	7	7%	101
ORLANDO COVID TEST , LLC		92	8	8%	100
JOHN KNOX VILLAGE OF FLORIDA ALF	1	95	4	4%	100
GLOBAL CENTRAL LABS AT PPD	2	88	10	10%	100
GRAND VILLA OF LARGO		91	9	9%	100
GOLFCREST HEALTHCARE CENTER		100			100
GOOD HEARTS COVID TESTING		57	43	43%	100
HUNTSVILLE HOSPITAL LABORATORY		71	28	28%	99
Consulate Health Care of Jacksonville		85	14	14%	99
DEVANSH LAB WERKS INC		79	20	20%	99
GARDENS AT TERRACINA HEALTH & REHABILITATION		97	1	1%	98
ARBOR TRAIL		78	20	20%	98
KINDRED AT HOME		89	9	9%	98
VALLEY MEDICAL CENTER		91	7	7%	98
PLAZA OF HALLANDALE BEACH		98			98
LANDMARK, THE		48	50	51%	98
SEMINOLE COUNTY HEALTH DEPARTMENT		79	19	19%	98
AESTHETIC ENHANCEMENTS		98			98
FLORIDA COMMUNITY HEALTH CENTERS INC			98	100%	98
KORGENE LAB	1	28	69	70%	98
MIRIMUS CLINICAL LABS	2	42	54	55%	98
SIGNATURE HEALTHCARE OF MIDDLEBURG		96	2	2%	98

COVID-19: testing by laboratory

Data through May 20, 2021 verified as of May 21, 2021 at 09:25 AM

Data in this report are provisional and subject to change.

The numbers in the table below represent the number of Florida and non-Florida residents for whom test results were received by the Department of Health. A person can be tested by more than one laboratory and can have both positive and negative results. **Therefore, the sum of the numbers in each column will be larger than the total number of people tested.**

Reporting lab	Inconclusive	Negative	Positive	Percent positive	Total
URINEGOODHANDS LLC		96	2	2%	98
BREVARD HEALTH ALLIANCE INC		95	3	3%	98
MEDEXPRESS URGENT CARE WEST TAMPA			97	100%	97
CATHOLIC HEALTH SYSTEM DEPT LABORATORY		93	4	4%	97
MINNESOTA TWINS		92	5	5%	97
GADSDEN COUNTY HEALTH DEPARTMENT		84	13	13%	97
HURLBURT FIELD CLINIC		39	58	60%	97
RIDGEWOOD DIAGNOSTIC LABORATORY		92	5	5%	97
SKIPPACK MEDICAL LAB		82	15	15%	97
HEALTH CENTERS AT BRENTWOOD		96	1	1%	97
SUPERIOR RESIDENCES OF LECANTO		82	15	15%	97
SIMED LABORATORY		77	19	20%	96
PEDIATRIC ASSOCIATES ORLANDO		82	14	15%	96
ERIE COUNTY MEDICAL CTR CLINICAL LABS		92	4	4%	96
LABFIRST - DEPARTMENT OF PATHOLOGY		92	4	4%	96
BRIDGEVIEW CENTER LLC		81	15	16%	96
EAST ALABAMA MEDICAL CENTER LABORATORY		84	12	13%	96
SUNCOAST TECHNICAL COLLEGE SCHOOL OF HEALTH		96			96
QPS, LLC		93	3	3%	96
BARRY UNIVERSITY STUDENT HEALTH SERVICES		52	44	46%	96
BAYSHORE MEMORY CARE		96			96
ADVENT HEALTH CENTRA CARE - WATERMAN		79	17	18%	96
MARKET STREET VIERA		95	1	1%	96
INSTITUTE OF PATHOLOGY KINGS COUNTY		93	3	3%	96
CROSS CITY REHABILITATION AND HEALTH CARE CENTER		72	23	24%	95
JENNIFER J CHIAVETTA-GRLSANTI DC		78	17	18%	95
MEDRITE URGENT CARE		81	14	15%	95
HEARTLAND PEDIATRIC ASSOCIATES		80	15	16%	95
ROSECASTLE AT DELANEY CREEK		94	1	1%	95
CVS MINUTE CLINIC		3	92	97%	95
THE TERRACE OF KISSIMMEE		80	15	16%	95
DIAGNOSTIC SOLUTIONS		3	91	97%	94
CENTURY CENTER FOR REHABILITATION & HEALING		76	18	19%	94
Summit Medical Group, Pa Dba Citymd		87	7	7%	94
NEW SMYRNA BEACH URGENT CARE			94	100%	94
A COUNTRY PLACE ASSISTED LIVING FACILITY		92	2	2%	94
Conway Lakes Health and Rehabilitation Center		93	1	1%	94
Baldwin Pediatrics		83	11	12%	94
ST VINCENTS PRIMARY CARE		86	8	9%	94
PRESERVE AT PALM AIRE	3	90			93
BISHOP GRADY VILLAS		91	2	2%	93
SUWANNEE COUNTY SHERIFF OFFICE		89	3	3%	92
CONCENTRA - FT LAUDERDALE - COMMERCIAL BLVD		90	2	2%	92
PREMIUM HEALTH SERVICES OF TAMPA BAY LLC		59	33	36%	92
MAGNOLIA DIAGNOSTIC		2	90	98%	92
LAKE GIBSON VILLAGE, LLC		89	3	3%	92

COVID-19: testing by laboratory

Data through May 20, 2021 verified as of May 21, 2021 at 09:25 AM

Data in this report are provisional and subject to change.

The numbers in the table below represent the number of Florida and non-Florida residents for whom test results were received by the Department of Health. A person can be tested by more than one laboratory and can have both positive and negative results. **Therefore, the sum of the numbers in each column will be larger than the total number of people tested.**

Reporting lab	Inconclusive	Negative	Positive	Percent positive	Total
DAVITA LABORATORY		69	23	25%	92
PLYMOUTH HOME FOR ADULTS, INC.	8	83	1	1%	92
PROMEDICA SENIOR LIVING		86	6	7%	92
CAMPBELL URGENT CARE		15	76	84%	91
AHMG SURGICAL SPECIALIST		91			91
HERON CLUB AT PRESTANCIA		89	2	2%	91
AVERO DIAGNOSTICS		67	24	26%	91
SONORAN DESERT PATHOLOGY ASSOCIATES		3	88	97%	91
LEE MEMORIAL HEALTH SYSTEM D/B/A LEE COMMUNITY		85	6	7%	91
MISIR DRUGS LLC		72	19	21%	91
STUART REHABILITATION AND HEALTHCARE		75	16	18%	91
JERICO URGENT CARE		87	4	4%	91
SUN CLINICAL LABORATORIES		90	1	1%	91
BAHIA OAKS LODGE		85	6	7%	91
LAKE BUTLER HOSPITAL		81	10	11%	91
COOPER FAMILY MEDICAL PLLC		71	20	22%	91
ROCKLEDGE REGIONAL MEDICAL CENTER		36	55	60%	91
TAMPA BAY CONCIERGE DOCTOR, LLC		87	4	4%	91
LAKELAND REGIONAL HEALTH GATEWAY CENTER		65	26	29%	91
DEBARY HEALTH AND REHABILITATION CENTER		88	3	3%	91
PARK OF THE PALMS INC		90	1	1%	91
MD 365 MEDICAL CARE PLLC		91			91
HUNTINGTON HOSPITAL LABORATORY		87	3	3%	90
ST VINCENT'S BIRMINGHAM		83	7	8%	90
KEYS MEDICAL GROUP			90	100%	90
ATLAN		81	9	10%	90
Lanier Rehab		64	26	29%	90
FLORIDA MEDICAL CLINIC PA		62	28	31%	90
LEVY COUNTY DEPARTMENT OF HEALTH		65	25	28%	90
Winter Garden Rehab and Nursing Facility		79	11	12%	90
AR ANESTHESIA LLC		88	2	2%	90
MANATEE COUNTY JAIL		89	1	1%	90
EMERGENCY PHYSICIANS MEDICAL CENTER LLC		65	24	27%	89
WALGREENS 2941		85	4	4%	89
OCOEE PEDIATRICS		81	8	9%	89
ATRIUM AT LIBERTY PARK		85	4	4%	89
FREEDOM INN AT TARPON SPRINGS		82	7	8%	89
STUART LODGE LIVING LLC		66	23	26%	89
ACE BIOMEDICAL LABS LLC		74	15	17%	89
MEDICAL PAVILION CLINIC		66	23	26%	89
NORTH FLORIDA SPINE AND WELLNESS		69	20	22%	89
PANCARE HEALTH - FREEPORT CLINIC SUITE B		80	9	10%	89
URGENT CARE USA LLC		2	87	98%	89
EVENTEST, LLC		87	2	2%	89
LAKE SHERIFF		69	20	22%	89
MIAMI SHORES NURSING & REHAB		89			89

COVID-19: testing by laboratory

Data through May 20, 2021 verified as of May 21, 2021 at 09:25 AM

Data in this report are provisional and subject to change.

The numbers in the table below represent the number of Florida and non-Florida residents for whom test results were received by the Department of Health. A person can be tested by more than one laboratory and can have both positive and negative results. **Therefore, the sum of the numbers in each column will be larger than the total number of people tested.**

Reporting lab	Inconclusive	Negative	Positive	Percent positive	Total
PERSONAL PEDIATRICS		78	11	12%	89
ALCALA TESTING & ANALYSIS SERVICES		84	5	6%	89
GOVERNOR'S CREEK HEALTH & REHABILITATION		87	1	1%	88
CHAMBREL AT ISLAND LAKE		84	4	5%	88
University Hills health and Rehabilitation		78	10	11%	88
CLYDE E LASSEN STATE VETERANS NURSING HOME		62	26	30%	88
PRODUCTION HEALTH SAFETY MANAGEMENT		86	2	2%	88
HOLMES COUNTY HEALTH DEPARTMENT	1	74	13	15%	88
SEBRING PEDIATRICS LLC		61	27	31%	88
BAYLOR GENETICS		75	13	15%	88
TANVIR H SHAGAR NP		81	7	8%	88
ORTHOPAEDIC SURGERY CENTER		88			88
DELICARE PA		70	17	20%	87
UNIVERSITY OF NEW MEXICO HOSPITAL		87			87
EISENHOWER ARMY MEDICAL CENTER		80	7	8%	87
BRANDON HEALTH AND REHABILITATION CENTER	1	85	1	1%	87
BEACHES PEDIATRICS PA		82	5	6%	87
LAKE HOWELL FAMILY MEDICINE ASSOCIATES		70	17	20%	87
PACIFIC ANALYTICS			87	100%	87
LPG PRIMARY CARE AT PINE ISLAND		73	14	16%	87
TITUSVILLE FAMILY PRACTICE		29	57	66%	86
PENSACOLA DEVELOPMENTAL CENTER		67	19	22%	86
PIERCE INSTRUMENTS INC		84	2	2%	86
DISCOVERY VILLAGE AT THE FORUM		86			86
WALGREENS #12673		82	4	5%	86
BRILLIANCE ASSISTED LIVING		69	17	20%	86
Heartland Health Care Center North Sarasota		72	14	16%	86
MINUTECLINIC DIAGNOSTIC OF NEW JERSEY		78	8	9%	86
ARTHREX MEDICAL CENTER		46	39	46%	85
W. FRANK WELLS NURSING HOME		84	1	1%	85
PRMG - EAST NAPLES	1	73	11	13%	85
ARBOR OAKS AT TYRONE	9	74	2	2%	85
MEADOWCREST FAMILY PHYSICIANS PA	1	60	24	28%	85
BARNETT PARK		2	83	98%	85
GRAND ST PAUL CVS		82	3	4%	85
ADVENTHEALTH MEDICAL GROUP MULTISPECIALTY			84	100%	84
PINES OF SARASOTA GARDEN		84			84
ROYAL CARE OF AVON PARK		81	3	4%	84
CENTRAL FLORIDA PEDIATRICS		38	46	55%	84
LONG TERM CARE OF JAY, LLC		63	21	25%	84
NITE LITE PEDIATRICS - JACKSONVILLE		76	8	10%	84
LEE COMMUNITY HEALTHCARE - LEHIGH		71	13	15%	84
PERSONAL PEDIATRICS PA		79	4	5%	83
MID FLORIDA PRIMARY CARE PA		69	14	17%	83
CANOPY ON BERRYHILL, THE		51	32	39%	83
NICEVILLE URGENT CARE		36	47	57%	83

COVID-19: testing by laboratory

Data through May 20, 2021 verified as of May 21, 2021 at 09:25 AM

Data in this report are provisional and subject to change.

The numbers in the table below represent the number of Florida and non-Florida residents for whom test results were received by the Department of Health. A person can be tested by more than one laboratory and can have both positive and negative results. **Therefore, the sum of the numbers in each column will be larger than the total number of people tested.**

Reporting lab	Inconclusive	Negative	Positive	Percent positive	Total
THE TRADITION OF THE PALM BEACHES		80	3	4%	83
LABCORP EMPLOYER SERVICES		82	1	1%	83
BROWARD HEALTH MEDICAL CENTER CLINICAL LAB			83	100%	83
BioReference Laboratories, Inc		10	73	88%	83
LAB PLUS, LLC AT SAINT THOMAS WEST HOSPITAL		68	14	17%	82
GROWING TOGETHER PEDIATRICS, LLC		76	6	7%	82
ROSECASTLE OF JACKSONVILLE LLC		80	2	2%	82
NORTH SHORE UNIVERSITY HOSPITAL LABORATORY		75	7	9%	82
THE PAVILION FOR HEALTH CARE		72	10	12%	82
STONY BROOK SOUTHAMPTON		80	2	2%	82
ERIC C MRSHAL, MD, PC #1842		79	3	4%	82
WEST VOLUSIA FAMILY AND SPORTS MEDICINE		75	7	9%	82
LAKE CITY VA MEDICAL CENTER			82	100%	82
MINUTECLINIC, LLC		72	10	12%	82
GILBERT MEDICAL GROUP		75	7	9%	82
Lexington Health and Rehabilitation Center		82			82
DEVELOPMENTAL DISABILITIES DEFENDANT PROGRAM		80	2	2%	82
SEWALLS POINT PHARMACY INC		72	9	11%	81
MEDCOR CORPORATE CLINIC		80	1	1%	81
JACOBI MEDICAL CENTER		76	5	6%	81
BIO-TECH CLINICAL LABORATORIES		41	40	49%	81
LAB		29	52	64%	81
PANCARE HEALTH - MALONE CLINIC		73	7	9%	80
ORLANDO CLINICAL RESEARCH CENTER		77	3	4%	80
BALMORAL TENANT SERVICES INC	1	43	36	45%	80
AIR, LAND & SEA PHYSICALS & CONSULTATIONS, LLC		79	1	1%	80
VETERANS AFFAIRS MEDICAL CENTER - PALO ALTO		28	51	65%	79
CBS LABS OF TAMPA LLC		3	76	96%	79
MICHAEL A VENAZIO MD		75	4	5%	79
EDGEWATER AT WATERMAN VILLAGE		78	1	1%	79
CLEARWATER PAIN MANAGEMENT ASSOCIATES		77	2	3%	79
MICHAEL AKPEKE MD		70	9	11%	79
BOND CLINIC PA		46	33	42%	79
CENTRAL BALDWIN IMMEDIATE CARE & FAMILY PRACTICE		61	18	23%	79
EMPLOYEE WELLNESS PA		61	18	23%	79
NOMI HEALTH LAB SERVICES LLC		9	70	89%	79
MINUTECLINIC DIAGNOSTIC OF KANSAS, PA		70	9	11%	79
BRADFORD COUNTY HEALTH DEPARTMENT		78	1	1%	79
ISLAND COAST PEDIATRICS		68	11	14%	79
SUMTER PEDIATRICS		74	5	6%	79
NEW MEXICO STATE PUBLIC HEALTH DIVISION		78			78
TOWERS HOME CARE		74	4	5%	78
DOH-WEST PALM BEACH BRANCH LABORATORY		3	75	96%	78
BAYCARE MEDICAL GROUP		71	7	9%	78
LAKE MORTON PLAZA		75	3	4%	78
SUNSHINE PEDIATRICS		77	1	1%	78

COVID-19: testing by laboratory

Data through May 20, 2021 verified as of May 21, 2021 at 09:25 AM

Data in this report are provisional and subject to change.

The numbers in the table below represent the number of Florida and non-Florida residents for whom test results were received by the Department of Health. A person can be tested by more than one laboratory and can have both positive and negative results. **Therefore, the sum of the numbers in each column will be larger than the total number of people tested.**

Reporting lab	Inconclusive	Negative	Positive	Percent positive	Total
DHMD		78			78
TRINITY URGENT CARE		63	15	19%	78
THOMAS INTERNAL MEDICINE		65	13	17%	78
MINUTECLINIC DIAGNOSTIC OF SOUTH CAROL		71	7	9%	78
PALM RIVER COMMUNITY HEALTH CENTER		68	9	12%	77
LEE PHYSICIAN GROUP COLLEGE POINT		71	6	8%	77
FAST PACE MEDICAL CLINIC, PLLC		65	12	16%	77
NORTH FLORIDA PEDIATRICS - JACKSONVILLE		70	7	9%	77
THE GOOD SHEPARDS OF DELAND-WEST		76	1	1%	77
BOND CLINIC DR ELDEEB		38	39	51%	77
ASSOCIATED CLINICAL LABORATORIES		69	8	10%	77
CORNERSTONE PEDIATRICS		62	15	19%	77
PANCARE HEALTH - JACKSON COUNTY		64	13	17%	77
HEALTH FIRST - PALM BAY HOSPITAL		2	75	97%	77
Grand Villa of Clearwater		71	6	8%	77
WALGREENS 9627		71	6	8%	77
ERDOX		72	5	6%	77
ORANGE CITY NURSING AND REHAB		75	2	3%	77
LUTHERAN HAVEN ASSISTED LIVING		77			77
WOMENS CARE FLORIDA LABORATORY		70	7	9%	77
WINDSOR REFLECTIONS		75	1	1%	76
SUNCOAST OPTIMAL WELLNESS		23	53	70%	76
CLINICAL PATHOLOGY ASSOCIATES-SONIC REFERENCE LAB		76			76
NORTH FLORIDA PHARMACY		67	9	12%	76
MOBILE PHYSICIAN SERVICES INC		68	8	11%	76
PROMEDICA LABORATORIES		21	55	72%	76
S-H THIRTY-FIVE OPCO- PORT ST LUCIE, LLC	1	75			76
CAMP BOGGY CREEK		75	1	1%	76
DYNAMIC MEDICAL USA			76	100%	76
LPG PULMONOLOGY-COCONUT POINT		66	10	13%	76
PALM BAY URGENT CARE		31	45	59%	76
BROWARD HEALTH MEDICAL CENTER		3	72	96%	75
WATERCREST ST LUCIE WEST	1	69	5	7%	75
ADVENTHEALTH EXPRESSCARE		45	30	40%	75
ELLKAY HEALTHCARE DATA PLUMBERS	52	19	4	5%	75
SOS MOBILE MEDICAL CARE LLC		63	12	16%	75
ST JOSEPHS CHILDRENS OUTREACH		2	73	97%	75
NOAH CLINICAL LABORATORY		63	11	15%	74
ENCOMPASS HEALTH REHABILITATION HOSPITAL OF OCALA		73	1	1%	74
OAK MANOR NURSING HOME		70	4	5%	74
VIP WALK IN CLINIC		50	24	32%	74
SCOTT LAKE HEALTH AND REHABILITATION CENTER		71	3	4%	74
BROOKDALE OVIEDO		72	2	3%	74
NORTH FLORIDA PEDIATRICS		57	17	23%	74
EC OPCO PENSACOLA, LLC		73	1	1%	74
GRAND VILLA OF ALTAMONTE SPRINGS		67	7	9%	74

COVID-19: testing by laboratory

Data through May 20, 2021 verified as of May 21, 2021 at 09:25 AM

Data in this report are provisional and subject to change.

The numbers in the table below represent the number of Florida and non-Florida residents for whom test results were received by the Department of Health. A person can be tested by more than one laboratory and can have both positive and negative results. **Therefore, the sum of the numbers in each column will be larger than the total number of people tested.**

Reporting lab	Inconclusive	Negative	Positive	Percent positive	Total
GOLDEN POND COMMUNITIES		74			74
GV NAPLES OPCO, LLC		73	1	1%	74
CITY OF OCALA EMPLOYEE HEALTH AND WELLNESS CENTER		67	7	9%	74
FLORIDA HEALTH CARE DELAND			74	100%	74
MED EXPRESS		6	68	92%	74
HARMONY CLINIC		1	73	99%	74
MD LABS		47	27	36%	74
EVIVIA		70	3	4%	73
Stratford Court of Palm Harbor		63	10	14%	73
Rehabilitation Center of the Palm Beaches		73			73
DISCOVERY VILLAGE AT PALM BEACH GARDENS		71	2	3%	73
INDIGO MANOR		23	50	68%	73
EAST HILL PHARMACY		54	19	26%	73
SAFARI PEDIATRICS PA		71	2	3%	73
CONSULATE HEALTH CARE - LAKE MARY		72	1	1%	73
WALGREEN		59	14	19%	73
WILSON MEMORIAL REGIONAL MEDICAL CENTER		69	4	5%	73
MINUTECLINIC DIAGNOSTIC MEDICAL GROUP		67	5	7%	72
HAVEN OF OUR LADY OF PEACE		72			72
KESHAV RX LLC		59	13	18%	72
CAREATC INC BRANDON	21	46	5	7%	72
CRAIG BERGER MD PL D/B/A BAY AREA EYE INSTITUTE		72			72
GRAND VILLA OF DEL RAY WEST		68	4	6%	72
INTERNAL MEDICINE ASSOCIATES PA		67	5	7%	72
LAKE CO EMPLOYEE HEALTH AND WELLNESS CENTER		64	8	11%	72
ENCOMPASS HEALTH REHABILITATION OF ALTAMONTE		67	5	7%	72
INN AT ASTON GARDENS AT PELICAN POINTE,THE		67	4	6%	71
BIOREFERENCE LABORATORIES INC		11	60	85%	71
SIDDH INC DBA SAN CARLOS PHARMACY		67	4	6%	71
CL BRUMBACK PRIMARY CARE CLINICS		17	54	76%	71
ADVENT HEALTH - LAKE MARY		61	10	14%	71
BOND AND STEELE CLINIC, PA		57	14	20%	71
STERLING HOUSE OF TALLAHASSEE	3	62	6	8%	71
AMMON LABS		61	10	14%	71
MULBERRY'S MOBILE PROVIDER SERVICES LLC		53	18	25%	71
EXPRESS CARE OF TAMPA BAY LLC	1	22	48	68%	71
HAWTHORNE INN OF LAKELAND		71			71
ADVANCED LAB		67	4	6%	71
CP/AIG PENSACOLA DEVELOPMENT LLC		67	3	4%	70
TGH URGENT CARE - WESLEY CHAPEL			70	100%	70
DOT DOC SARASOTA		62	8	11%	70
Highlands Regional Hospital		63	7	10%	70
SUMMIT AT VENICE	2	63	5	7%	70
SUNCOAST COMMUNITY HEALTH CENTERS PEDIATRICS		21	49	70%	70
PLANTATION GENERAL HOSPITAL CLINICAL LAB		26	44	63%	70
USF HEALTH MORSANI CENTER		5	65	93%	70

COVID-19: testing by laboratory

Data through May 20, 2021 verified as of May 21, 2021 at 09:25 AM

Data in this report are provisional and subject to change.

The numbers in the table below represent the number of Florida and non-Florida residents for whom test results were received by the Department of Health. A person can be tested by more than one laboratory and can have both positive and negative results. **Therefore, the sum of the numbers in each column will be larger than the total number of people tested.**

Reporting lab	Inconclusive	Negative	Positive	Percent positive	Total
Heritage Park Care and Rehabilitation		70			70
CALHOUN COUNTY HEALTH DEPT		40	30	43%	70
ADVENT HEALTH - PALM COAST		2	68	97%	70
THE CLUB AT BOYNTON BEACH, LLC		68	2	3%	70
PARKSIDE INN	3	64	2	3%	69
WALGREENS #05625		64	5	7%	69
LINCOLN MEDICAL AND MENTAL HEALTH CENTER		66	3	4%	69
PINELLAS PARK FIRE DEPARTMENT		65	4	6%	69
SAN JOSE SENIOR CARE LLC	1	43	25	36%	69
HERITAGE HEALTHCARE AND REHABILITATION CENTER		69			69
MEMORIAL MANOR		69			69
GENPATH			69	100%	69
HEALTHPARK MEDICAL CTR NURSING SVC		68			68
BIG BOCA SMILES LLC		66	2	3%	68
SAMFORD UNIVERSITY HEALTH SERVICES		67	1	1%	68
WALGREENS_PEMBROKE PINES		60	8	12%	68
REOPEN DIAGNOSTICS			68	100%	68
AEL- MEMPHIS		17	51	75%	68
SOMERBY OF SANTA ROSA BEACH		59	9	13%	68
MED & CO INVESTMENT LLC		63	5	7%	68
TAMPA URGENT CARE			67	100%	67
ADVANCE URGENT CARE CENTER, LLC		20	47	70%	67
MEASE MANOR INC		63	4	6%	67
GREENSBORO PATHOLOGY LLC		55	12	18%	67
MINUTECLINIC DIAGNOSTIC OF HAWAII LLC		60	7	10%	67
ST FRANCIS HOSPITAL		59	8	12%	67
APC PEDIATRICS AT RYE ROAD MEDICAL PARK		63	4	6%	67
FLORIDA HEALTH CARE		8	59	88%	67
FERN PARK DEVELOPMENTAL CENTER		13	54	81%	67
TROY REGIONAL MEDICAL CENTER		55	11	17%	66
NEMOURS CHILDRENS PRIMARY CARE OVIEDO		51	15	23%	66
Casa Mora Rehabilitation & Extended Care		64	2	3%	66
AMERICAN FAMILY MEDICAL		53	13	20%	66
LPG PRIMARY CARE AT COLONIAL CENTER DRIVE		57	9	14%	66
OKEECHOBEE URGENT CARE		17	49	74%	66
ADVENTHEALTH MEDICAL GROUP FAMILY MEDICINE		61	5	8%	66
Palms at Ponte Vedra Assisted Living and Memory Care		63	3	5%	66
PREMISE HEALTH MIA		27	39	59%	66
VETERANS AFFAIRS MEDICAL CENTER - GULF COAST		27	39	59%	66
FAMILY HEALTH CENTER		46	20	30%	66
EAST CENTRAL FLORIDA OUTPATIENT IMAGING		45	21	32%	66
TGH URGENT CARE - WESTCHASE			66	100%	66
WELLSTAR KENNESTONE HOSPITAL		61	5	8%	66
ENCOMPASS HEALTH REHABILITATION		63	3	5%	66
NORTH FLORIDA MEDICAL CENTER		59	7	11%	66
ADVENT HEALTH CENTRA CARE - WINTER GARDEN		20	46	70%	66

COVID-19: testing by laboratory

Data through May 20, 2021 verified as of May 21, 2021 at 09:25 AM

Data in this report are provisional and subject to change.

The numbers in the table below represent the number of Florida and non-Florida residents for whom test results were received by the Department of Health. A person can be tested by more than one laboratory and can have both positive and negative results. **Therefore, the sum of the numbers in each column will be larger than the total number of people tested.**

Reporting lab	Inconclusive	Negative	Positive	Percent positive	Total
HERNANDO COUNTY FIRE RESCUE DISTRICT		32	34	52%	66
Bon Secours Maria Manor		60	6	9%	66
FLORIDA HOSPITAL PHYSICIAN GROUP		40	26	39%	66
MEDEX MEDICAL EXPRESS OF PALATKA			66	100%	66
BLUE SPRINGS SURGERY CENTER		65			65
CORAL GABLES HOSPITAL			65	100%	65
HORIZON ALF		64	1	2%	65
NXGEN MDX		20	45	69%	65
OUT OF STATE		40	25	38%	65
WADSWORTH HEALTH CENTER		62	3	5%	65
BROOKDALE CENTRE POINTE	1	64			65
SUMMER VISTA ASSISTED LIVING		38	27	42%	65
VIERA HEALTH AND REHABILITATION CENTER		62	3	5%	65
SOUTHSIDE HOSPITAL NORTHWELL HEALTH LABORATORY		56	9	14%	65
DEPT OF VA MED CENTE-WEST PALM BEACH			64	100%	64
BAYOU GARDENS DUNEDIN LLC		64			64
BURRY'S PHARMACY INC		39	25	39%	64
CHIPOLA QUICK CARE		57	7	11%	64
VENICE URGENT CARE - GULF COAST		7	57	89%	64
MEDLOGIC LABORATORIES		3	61	95%	64
Manor Care of Dunedin	1	54	9	14%	64
DAVID POSNACK JEWISH DAY SCHOOL		64			64
CARE CENTERS OF NASSAU LLC MINER ROAD SOUTH		64			64
TRINITY AL SENIOR HOUSING LLC		45	19	30%	64
LPG CONVENIENT CARE AT PINE ISLAND ROAD		58	6	9%	64
ST CLOUD PHYSICIAN MANAGEMENT LLC DBA ST CLOUD		30	34	53%	64
MICHIGAN DEPARTMENT OF HEALTH AND HUMAN SERVICES	1		63	98%	64
GREENLEAF ALF		63	1	2%	64
SILVER LAKE PEDIATRICS PA		57	7	11%	64
ADVENT HEALTH - MOUNT DORA		10	54	84%	64
Grace Rehabilitation of Vero Beach		63	1	2%	64
JOSEPH L MORSE GERIATRIC CENTER	2	59	3	5%	64
BEEHIVE HOMES OF GULF BREEZE		47	16	25%	63
BIG BEND CARES, INC		55	8	13%	63
MEASE CONTINUING CARE		61	2	3%	63
CINNAMON COVE ALF		62	1	2%	63
ALL AMERICAN URGENT CARE			63	100%	63
ORLANDO ORTHOPAEDIC CENTER		58	5	8%	63
LIGHTHOUSE PEDIATRICS OF NAPLES		56	7	11%	63
ADVENTHEALTH MEDICAL GROUP FAMILY & INTERNAL		29	34	54%	63
MARQUIS LABS, LLC		61	2	3%	63
MEDI CLINIC SARASOTA INC		62	1	2%	63
MAUREEN OROURKE-FUTEY			63	100%	63
MINUTE CLINIC DIAGNOSTIC OF VIRGINIA, LLC		59	4	6%	63
LAKE INTERNAL MEDICINE ASSOCIATES PA		55	7	11%	62
CDR MAGUIRE INC	1	7	54	87%	62

COVID-19: testing by laboratory

Data through May 20, 2021 verified as of May 21, 2021 at 09:25 AM

Data in this report are provisional and subject to change.

The numbers in the table below represent the number of Florida and non-Florida residents for whom test results were received by the Department of Health. A person can be tested by more than one laboratory and can have both positive and negative results. **Therefore, the sum of the numbers in each column will be larger than the total number of people tested.**

Reporting lab	Inconclusive	Negative	Positive	Percent positive	Total
EVAN R SHAPIRO MD PA		62			62
S-H THIRTY FIVE OPCO - ORANGE CITY, LLC		52	10	16%	62
CHILDREN'S HOSPITAL OF ALABAMA		61	1	2%	62
MENTAL HEALTH CARE INC		53	9	15%	62
EMERALD COAST HOSPICE		61	1	2%	62
TBI RESIDENTIAL SERVICES, INC.		51	11	18%	62
OVERLOOK HOSPITAL LABORATORY		57	5	8%	62
UNITED MEDICAL LABS INC		61	1	2%	62
LONG ISLAND JEWISH MED CTR		56	6	10%	62
ACCESS 365 URGENT CARE		35	27	44%	62
SPRING MANOR ASSISTED LIVING		62			62
LAKELAND REGIONAL HEALTH		38	24	39%	62
INTERNAL MEDICINE SPECIALIST		55	6	10%	61
PALM BAY PEDIATRICS		40	21	34%	61
WASHINGTON REHABILITATION AND NURSING CENTER		51	10	16%	61
WELLMED AT NEW TAMPA		47	14	23%	61
VALENCIA HOUSE ALF		59	2	3%	61
RITECARE MED CTR H			61	100%	61
WAVE CREST HEALTH AND REHABILITATION CENTER		57	3	5%	60
GRAND AVENUE RX			60	100%	60
81ST MEDICAL GROUP		28	32	53%	60
MONROE COUNTY DETENTION CENTER		38	22	37%	60
WILLOWS AT WILDWOOD, THE		54	6	10%	60
PATIENTS CHOICE LAB OF IND, LLC		52	8	13%	60
BOCA BIOLISTICS LLC		46	14	23%	60
HUNT CLUB MEDICAL		29	31	52%	60
NORTH CAROLINA DEPARTMENT OF HEALTH & HUMAN SERVICES	1		59	98%	60
SMH PHYSICIAN SERVICES INC		59	1	2%	60
IMMEDIATE CARE PA		56	4	7%	60
INTERNAL LAB		50	10	17%	60
CITYMD OF MANAHAWKIN		57	3	5%	60
FLORIDA MEDICAL CLINIC IM MLK		36	24	40%	60
THE PRESERVE AT CLEARWATER		58	2	3%	60
TWIN CREEKS ASSISTED LIVING & MEMORY CARE		57	3	5%	60
TUKA PEDIATRICS		8	52	87%	60
SONATA BOCA RATON		54	6	10%	60
BARNES HEALTHCARE OF FLORIDA LLC		56	4	7%	60
CARDIOLOGY AND MEDICINE ASSOCIATES		43	16	27%	59
ENCOMPASS HEALTH REHABILITATION HOSPITAL OF MIAMI		58	1	2%	59
LINCOLN DIAGNOSTIC LAB		57	2	3%	59
ST LUCIE COUNTY JAIL		44	15	25%	59
BUECHELE DENTAL PA DBA CLERMONT FAMILY DENTISTRY		49	10	17%	59
ALEXANDER NININGER STATE VETERANS		59			59
UHEALTH AT FISHER ISLAND			59	100%	59
MINUTECLINIC DIAGNOSTIC OF LOUISIANA,		56	3	5%	59
CAPE REGIONAL MEDICAL CENTER		56	3	5%	59

COVID-19: testing by laboratory

Data through May 20, 2021 verified as of May 21, 2021 at 09:25 AM

Data in this report are provisional and subject to change.

The numbers in the table below represent the number of Florida and non-Florida residents for whom test results were received by the Department of Health. A person can be tested by more than one laboratory and can have both positive and negative results. **Therefore, the sum of the numbers in each column will be larger than the total number of people tested.**

Reporting lab	Inconclusive	Negative	Positive	Percent positive	Total
VOLUSIA COUNTY BRANCH JAIL		1	58	98%	59
MINUTECLINIC DIAGNOSTIC OF NORTH CAROLINA		57	2	3%	59
STEINHATCHEE FAMILY MEDICAL CENTER☐	1	50	8	14%	59
MILLENIUM PHYSICIANS GROUP		1	58	98%	59
HOLY NAME HOSPITAL LABORATORY		57	2	3%	59
ADVENTHEALTH MEDICAL GROUP PULMONOLOGY		52	7	12%	59
SARATOGA HOSPITAL LABORATORY		53	6	10%	59
BIOTECH		52	7	12%	59
KEY WEST MEDICAL CENTER	1	51	7	12%	59
LEE MEMORIAL HEALTH SYSTEM		53	6	10%	59
SOUTH FLORIDA BAPTIST HOSPITAL			59	100%	59
KINDRED HOSPITAL CENTRAL TAMPA BLOOD GAS	1	52	5	9%	58
VPA PC LAB		48	10	17%	58
ADVENT HEALTH EXPRESS CARE		7	51	88%	58
CENTRA CARE - LAKE NONA		7	51	88%	58
ENCOMPASS HEALTH REHABILITATION HOSPITAL OF PANAMA CITY		53	5	9%	58
ORLANDO ORTHOPAEDIC OUTPATIENT SURGERY CENTER		52	6	10%	58
Margate Health and Rehabilitation Center		56	2	3%	58
EMORY CLINIC, THE		54	4	7%	58
COOPER FAMILY MEDICAL, PLLC		48	10	17%	58
FINLAY CLINICAL LABORATORY		20	38	66%	58
OPTUMCARE SOUTH FLORIDA, LLC		48	9	16%	57
GRAND VILLA OF ST. PETERSBURG		55	2	4%	57
PENNSYLVANIA DEPARTMENT OF HEALTH BUREAU OF LABORATORIES			57	100%	57
TRADITIONAL HOME HEALTH OF PALM BEACH INC		55	2	4%	57
IMA MEDICAL CENTER		38	19	33%	57
THE CANOPY AT BERRYHILL		57			57
GENTIVA HEALTH SERVICES CERTIFIED INC		53	4	7%	57
ALZHEIMERS CARE CENTER OF VIERA LTD		37	20	35%	57
JFK MEDICAL CENTER NORTH LAB		1	56	98%	57
MALCOM RANDALL DEPT OF VAMC			57	100%	57
LONG ISLAND UNIVERSITY - POST CAMPUS		52	5	9%	57
CONCENTRA URGENT CARE		53	4	7%	57
GENESIS DERMATOLOGY		53	4	7%	57
ASCENSION SACRED HEART BAY LABORATORY		54	3	5%	57
KAPG FLEMING ISLAND SENIOR HOUSING OPCO LLC	1	56			57
ATRIA PARK OF LAKE FOREST (WG HERITAGE LF LLC)		54	2	4%	56
PATHOLOGY CONSULTANTS OF NEW MEXICO		56			56
PROFESSIONAL PEDIATRICS		54	2	4%	56
EAGLES WATCH CLUSTER		47	9	16%	56
NEW YORK PRESBYTERIAN - QUEENS DIAGNOSTIC		52	4	7%	56
BAY STREET PHARMACY☐		51	5	9%	56
TIFFANY HALL NURSING AND REHAB		44	12	21%	56
RESIDENTIAL PLAZA AT BLUE LAGOON INC		52	4	7%	56
WEST ISLIP URGENT CARE		51	5	9%	56
THE MEDICAL GROUP OF SOUTH FLORIDA INC		50	6	11%	56

COVID-19: testing by laboratory

Data through May 20, 2021 verified as of May 21, 2021 at 09:25 AM

Data in this report are provisional and subject to change.

The numbers in the table below represent the number of Florida and non-Florida residents for whom test results were received by the Department of Health. A person can be tested by more than one laboratory and can have both positive and negative results. **Therefore, the sum of the numbers in each column will be larger than the total number of people tested.**

Reporting lab	Inconclusive	Negative	Positive	Percent positive	Total
NORTHSIDE HOSPITAL EMERGENCY DEPT		52	4	7%	56
HIALEAH HOSPITAL RESPIRATORY DEPT			56	100%	56
MARIANNA HEALTH AND REHABILITATION CENTER		55	1	2%	56
HIGHLANDS COUNTY FIRE RESCUE		55			55
AMELIA ASSISTED LIVING FACILITY		55			55
SUNSHINE PEDIATRICS OF CENTRAL FLORIDA PL		52	3	5%	55
EMORY UNIVERSITY HOSPITAL		46	9	16%	55
KENDALL REGIONAL MEDICAL CENTER LAB	3		52	95%	55
GRAND VILLA OF ENGLEWOOD		50	5	9%	55
OCCUPATIONAL HEALTH CENTERS OF THE SOUTHWEST PA		49	6	11%	55
NITE LITE PEDIATRICS - PORT ST. LUCIE		46	9	16%	55
SONATA HUNTERS CREEK		47	8	15%	55
PREMIER MEDICAL ASSOCIATES ALL FLORIDA LLC		54	1	2%	55
ROYAL PALM SENIOR RESIDENCE		55			55
Jupiter Medical Center Pavilion		54	1	2%	55
CARE 4 U MANAGEMENT, INC			55	100%	55
FAMILY EXTENDED CARE OF PUNTA GORDA		54			54
BASSETTI MEDICAL RESEARCH INC		35	19	35%	54
SARASOTA CO. HEALTH DEPT # 58		40	14	26%	54
CERTUS MTD OPCP LLC		52	2	4%	54
UNITED LABORATORY SERVICES CORPORATION		38	16	30%	54
ORCHID COVE AT DAYTONA		45	9	17%	54
MIAMI CLINICAL RESEARCH CORP		12	42	78%	54
LITTLE NECK URGENT CARE		52	2	4%	54
ACTIVE SENIOR LIVING		52	2	4%	54
CAMBRIDGE SECURITY SERVICES		51	3	6%	54
FUTURE PEDIATRICS		51	3	6%	54
ST. CLOUD MEDICAL GROUP		54			54
JUNIPER VILLAGE AT NAPLES		53	1	2%	54
CLERMONT HEALTH AND REHAB		40	14	26%	54
APOLLOMDX LABS		32	22	41%	54
CDR MAGUIRE - MIAMI BEACH CC MISSION 17388		2	52	96%	54
ROCHESTER GENERAL HOSPITAL LABORATORY		50	4	7%	54
SOMERSET			53	100%	53
QHC UPSTATE MEDICAL PC		43	10	19%	53
HOME CARE PHARMACY		53			53
CVS MINUTE CLINIC DIAGNOSTIC OF NORTH CAROL		46	7	13%	53
BITTINGS APOTHECARY INC		47	6	11%	53
TNC WALK IN CLINIC		41	12	23%	53
ST ANTHONYS PRIMARY CARE LLC/JACKSON STREET			53	100%	53
THE PALMS PHARMACY, INC		50	3	6%	53
ALLIANCE COMMUNITY FOR RETIREMENT LIVING		53			53
UNIVERSITY OF WEST FLORIDA, THE		52	1	2%	53
GULFSIDE HOSPICE INC		50	3	6%	53
Citymd Of Toms River		46	7	13%	53
QUOTIENT SCIENCES LABS LLC			53	100%	53

COVID-19: testing by laboratory

Data through May 20, 2021 verified as of May 21, 2021 at 09:25 AM

Data in this report are provisional and subject to change.

The numbers in the table below represent the number of Florida and non-Florida residents for whom test results were received by the Department of Health. A person can be tested by more than one laboratory and can have both positive and negative results. **Therefore, the sum of the numbers in each column will be larger than the total number of people tested.**

Reporting lab	Inconclusive	Negative	Positive	Percent positive	Total
MISSION OAKS ASSISTED LIVING☐		51	2	4%	53
PANCARE HEALTH - BAY COUNTY - YOUNGSTOWN		48	5	9%	53
Osprey Point Nursing Center		51	2	4%	53
SARNO FAMILY PRACTICE		36	17	32%	53
LMH SKILLED NURSING UNIT		52			52
ADVENT HEALTH		49	3	6%	52
CITY OF CAPE CORAL		39	13	25%	52
MINUTECLINIC DIAGNOSTIC OF LOUISIANA		49	3	6%	52
FELICIDAD MEDICAL CENTER		5	47	90%	52
ADVENT HEALTH - LAKE WALES		40	12	23%	52
SNH BRFL TENANT LLC	2	50			52
LAKE COUNTY SCHOOLS EMPLOYEE HEALTH CENTER		39	13	25%	52
FLAGLER HOSPITAL INC	2		50	96%	52
PINES NURSING HOME		50	2	4%	52
NIGHT LITE PEDIATRICS CENTER LLC		10	42	81%	52
PHILLIPPE RIDGE		40	12	23%	52
LPG PEDIATRICS AT PAGE FIELD		50	1	2%	51
JACK BANDEL MD PA		48	3	6%	51
GRAND VILLA OF PINELLAS PARK		49	2	4%	51
PRACTICE MANAGEMENT OF AMERICA, INC.		7	44	86%	51
GRAND VILLA OF NEW PORT RICHEY		44	7	14%	51
LPG PRIMARY CARE AT CAPE CORAL PARKWAY		44	7	14%	51
BENTON HOUSE OF PORT ORANGE		44	7	14%	51
INN AT THE FOUNTAINS, THE		34	17	33%	51
ROADS PEDIATRICS,LLC		48	3	6%	51
AVANTE ST CLOUD		48	3	6%	51
PATRICK MANOR INCORPORATED		51			51
WALGREENS #10373		49	2	4%	51
SOUTH CAROLINA DEPT OF HEALTH AND ENVIRONMENT CONTROL		11	40	78%	51
GULFVIEW MEDICAL INSTITUTE		51			51
SOUTHEAST ALABAMA MEDICAL CENTER			51	100%	51
BETHUNE-COOKMAN UNIVERSITY		32	18	36%	50
THE LODGE AND REHABILITATION CENTER		34	16	32%	50
EP MEDICAL EQUIPMENT PHARMACY		43	7	14%	50
HILA BECKERMAN MD LLC	1	45	4	8%	50
RAINBOW PEDIATRICS PC LLC / BREAKFAST POINT		39	11	22%	50
POPLAR HEALTHCARE PLLC	1	11	38	76%	50
EC OPCO TIMBERLIN PARC LLC		50			50
NAPLES PEDIATRICS INC☐		43	7	14%	50
OCEAN BIOSCIENCES LLC		49	1	2%	50
MARCO ISLAND MEDICAL CENTER		37	13	26%	50
CRESTVIEW IMMEDIATE CARE LL		26	24	48%	50
HEALTH FIRST - CAPE CANAVERAL HOSPITAL		1	49	98%	50
JACKSONVILLE PEDIATRICS		30	20	40%	50
ARCPPOINT LABS OF WEST PALM BEACH		9	41	82%	50
GRAMERCY PARK URGENT CARE		48	2	4%	50

COVID-19: testing by laboratory

Data through May 20, 2021 verified as of May 21, 2021 at 09:25 AM

Data in this report are provisional and subject to change.

The numbers in the table below represent the number of Florida and non-Florida residents for whom test results were received by the Department of Health. A person can be tested by more than one laboratory and can have both positive and negative results. **Therefore, the sum of the numbers in each column will be larger than the total number of people tested.**

Reporting lab	Inconclusive	Negative	Positive	Percent positive	Total
MINUTECLINIC, LLC, DBA MINUTECLINIC #5		45	5	10%	50
CARE ATC - ANDES			50	100%	50
LYSTER ACH FT RUCKER AL		47	3	6%	50
COURTYARD GARDENS OF BOYNTON BEACH, LLC		47	3	6%	50
PORT ST. LUCIE - ZAXBY'S		50			50
MADISON COUNTY MEMORIAL HOSPITAL LABORATORY		15	35	70%	50
LEE COMMUNITY HEALTHCARE INC CAPE CORAL		47	3	6%	50
SUNSHINE ASSISTED LIVING		50			50
ALLEGRO		47	2	4%	49
ALWAYS BEST CARE SENIOR SERVICES		44	5	10%	49
ADVENTIST HEALTH SYSTEM FLORIDA		34	15	31%	49
THORNBURG PEDIATRICS		45	4	8%	49
WEISS PEDIATRIC CARE LLC		35	14	29%	49
Guardian Care Nursing and Rehabilitation Center		49			49
UNIVERSITY BEHAVIORAL CENTER		49			49
SOLARIS SENIOR LIVING NORTH NAPLES		48	1	2%	49
CARE CENTERS OF NASSAU LLC MINER ROAD NORTH		49			49
NORTHBROOK CENTER FOR		47	2	4%	49
CAREHERE LAKE SCHOOLS EMPLOYEE HEALTH CENTER		34	15	31%	49
AU MEDICAL CENTER, INC	1	43	5	10%	49
USF		1	48	98%	49
HERNANDO ENDOSCOPY AND SURGERY CENTER		38	11	22%	49
UNIPATH		25	24	49%	49
SOFT CELL LABORATORIES		45	4	8%	49
THE TERRACE OF JACKSONVILLE		3	46	94%	49
S-H THIRTY FIVE OPCO - LUTZ, LLC		48	1	2%	49
FHMG_CTR FOR SENIOR HEALTH		44	5	10%	49
PORT SAINT JOHN FAMILY PRACTICE		31	18	37%	49
DOH		23	26	53%	49
COURTYARD GARDENS OF JUPITER		48			48
CAREMED INTERNAL MEDICINE		30	18	38%	48
PREMIER MEDICAL ASSOCIATES		46	2	4%	48
ADVENT HEALTH MEDICAL GROUP OB GYN AT		42	6	13%	48
SAN CARLOS PHARMACY		39	9	19%	48
ST JUDE LABORATORIES		43	5	10%	48
MORTON PLANT			48	100%	48
URGENT CARE & WELLNESS CENTER		15	33	69%	48
SOMA MEDICAL CENTER PA #3		10	38	79%	48
ALLIANCE OF PHYSICIANS AGAINST COVID-19		1	47	98%	48
SEWANEE MOLECULAR DIAGNOSTICS LABORATO		48			48
GRAND OAKS OF PALM CITY LLC	1	41	6	13%	48
ORLANDO HEALTH PRIMARY CARE PEDIATRICS		44	4	8%	48
ISLAND URGENT CARE PLLC		44	4	8%	48
BAPTIST URGENT CARE		44	4	8%	48
BAY CENTER HURRICANE SHELTER		48			48
MEDPEDS ASSOCIATES OF SARASOTA PA		43	5	10%	48

COVID-19: testing by laboratory

Data through May 20, 2021 verified as of May 21, 2021 at 09:25 AM

Data in this report are provisional and subject to change.

The numbers in the table below represent the number of Florida and non-Florida residents for whom test results were received by the Department of Health. A person can be tested by more than one laboratory and can have both positive and negative results. **Therefore, the sum of the numbers in each column will be larger than the total number of people tested.**

Reporting lab	Inconclusive	Negative	Positive	Percent positive	Total
WINTER GARDEN REHAB AND NURSING CENTER		44	4	8%	48
INTERCOASTAL MEDICAL GROUP		2	46	96%	48
UNION MEDICAL CARE		47			47
INTERLAB		1	46	98%	47
DAYTONA BEACH OPC		42	5	11%	47
MOBILE DOC FL, LLC		29	18	38%	47
COMPLETE HOME CARE OF THE PALM BEACHES LLC		43	4	9%	47
CARILLON SPORTS AND FAMILY MEDICINE		36	11	23%	47
POINTE AT NEW PORT PLACE,THE		47			47
FAMILY EXTENDED CARE OF WINTER HAVEN		45	2	4%	47
HOUSE CALLS PROFESSIONAL LLC		43	4	9%	47
LABORATORY MEDICINE CONSULTANTS-LMC PA		43	4	9%	47
A AND R RESEARCH GROUP LLC		42	5	11%	47
NAVARRE GARDENS		41	6	13%	47
WALGREENS 3145		44	3	6%	47
NORTH FLORIDA / SOUTH GEORGIA VETERANS HEALTH SYSTEM		1	46	98%	47
SOUTHEAST GEORGIA HEALTH SYSTEM, INC		42	5	11%	47
GRAND LIVING AT LAKEWOOD RANCH		45	1	2%	46
WG EVERGREEN WOODS SH LLC		46			46
H LEE MOFFITT CANCER CENTER MICRO		46			46
ADULT MEDICINE OF LAKE COUNTY INC			46	100%	46
FLORIDA DEPARMENT OF HEALTH CLAY COUNTY		32	14	30%	46
KAPG ST AUGUSTINE SENIOR HOUSING OPCO LLC		37	9	20%	46
LUTHERAN HAVEN EXTENDED CONGREGATE CAR		46			46
ADVENTHEALTH MEDICAL GROUP FAMILY MEDICINE AT RDV		46			46
MARQUESA MEDICAL		42	4	9%	46
Grand Villa of Deerfield Beach		42	4	9%	46
HARTFORD HEALTH SERVICES LLC		46			46
PREMIER PLACE HEALTHCARE AT THE GLENVIEW		46			46
FAMILY CARE PARTNERS URGENT CARE LLC		37	9	20%	46
TRIPLE O MEDICAL SERVCES INC		42	4	9%	46
PEDIATRICS IN BREVARD-COCOA BEACH		41	5	11%	46
EAST MANATEE FAMILY	1	1	44	96%	46
UNION MEDICAL CARE PLLC		45	1	2%	46
PLAINVIEW URGENT CARE		43	3	7%	46
COLLIER BLVD HMA PHYSICIAN MANAGEMENT LLC		46			46
UNIVERSITY HOSPITAL		39	7	15%	46
NEWPATH DIAGNOSTICS		38	8	17%	46
LEE PHYSICIAN GROUP		40	6	13%	46
TRICORE REF LABS - UNIV OF NM		46			46
MID-FLORIDA PATHOLOGY, LLC		35	11	24%	46
NEOGENOMICS LABORATORIES INC		45			45
LARA HEALTH AND WELLNESS CENTER LLC		45			45
LOURDES HOSPITAL INC		43	2	4%	45
BRP SH OPCO LLC		45			45
KINDRED HOSPITAL OCALA		41	4	9%	45

COVID-19: testing by laboratory

Data through May 20, 2021 verified as of May 21, 2021 at 09:25 AM

Data in this report are provisional and subject to change.

The numbers in the table below represent the number of Florida and non-Florida residents for whom test results were received by the Department of Health. A person can be tested by more than one laboratory and can have both positive and negative results. **Therefore, the sum of the numbers in each column will be larger than the total number of people tested.**

Reporting lab	Inconclusive	Negative	Positive	Percent positive	Total
BIOFIRE		11	34	76%	45
BENTON HOUSE OF ST. JOHNS		43	2	4%	45
PASSPORT HEALTH ORLANDO		45			45
COLLIER URGENT CARE CENTERS		44	1	2%	45
NEXT MOLECULAR ANALYTICS		14	31	69%	45
MEDEMERGE		43	2	4%	45
AVALON PARK RETIREMENT RESIDENCE		43	2	4%	45
BD MEDICAL SYSTEMS		43	2	4%	45
STUART URGENT CARE			45	100%	45
RIVERHEAD URGENT CARE		44	1	2%	45
SOUTHPORT SQUARE HARBOUR HEALTH		45			45
IMA MEDICAL GROUP POINCIANA		18	27	60%	45
REDI-MED WALK-IN FAMILY CARE			45	100%	45
KISSIMMEE VA OUTPATIENT CLINIC		42	3	7%	45
CIMA MEDICAL CENTER		44	1	2%	45
WELLMED AT PLANT CITY		24	20	45%	44
D W MCMILLAN MEMORIAL HOSPITAL		33	11	25%	44
MAKO MEDICAL		21	23	52%	44
LPG PRIMARY CARE AT BONITA BAY LIFESTYLE CENTER		39	5	11%	44
Grand Villa of Dunedin		38	6	14%	44
LPG CONVENIENT CARE AT METRO		40	4	9%	44
BENTON HOUSE OF CLERMONT		44			44
FLORIDA HOSPITAL		28	16	36%	44
UNIVERSITY MEDICAL CTR OF PRINCETON AT		42	2	5%	44
PEDIATRICS OF CENTRAL FLORIDA – SAINT CLOUD	2	40	2	5%	44
THE MERIDIAN AT BOCA RATON	1	43			44
WALK IN MEDICAL URGENT CARE		44			44
INNOVATIVE GX LABORATORIES		37	7	16%	44
BRONX LEBANON HOSPITAL-MEDICAL CENTER		40	4	9%	44
PRINCETON VILLAGE□		40	4	9%	44
NORTHWELL HEALTH PLAINVIEW HOSPITAL LABORATORY		35	9	20%	44
PALM BAY FAMILY PRACTICE		24	20	45%	44
Gulf Shore Care Center		39	5	11%	44
ASHTON PLACE	3	37	4	9%	44
PALM POINT BEHAVIORAL HEALTH		44			44
RADIOLOGY ASSOCIATES OF VENICE AND ENGLEWOOD		42	2	5%	44
DUVAL PHARMACY		32	11	26%	43
EASTERN SHORE URGENT CARE		32	11	26%	43
LAKE MARY KIDS CENTRA CARE		33	10	23%	43
A & R RESEARCH GROUP		35	8	19%	43
FIRST CHOICE URGENT CARE		12	31	72%	43
GUIDEWELL EMERGENCY MEDICINE DOCTORS LLC #33		30	13	30%	43
PINELLAS INTERNAL MEDICINE ASSOCIATES	1	39	3	7%	43
WHITE-WILSON MEDICAL CENTER		32	11	26%	43
CITRUS CARE CLINIC			43	100%	43
CENTERPLACE HEALTH		19	24	56%	43

COVID-19: testing by laboratory

Data through May 20, 2021 verified as of May 21, 2021 at 09:25 AM

Data in this report are provisional and subject to change.

The numbers in the table below represent the number of Florida and non-Florida residents for whom test results were received by the Department of Health. A person can be tested by more than one laboratory and can have both positive and negative results. **Therefore, the sum of the numbers in each column will be larger than the total number of people tested.**

Reporting lab	Inconclusive	Negative	Positive	Percent positive	Total
ENCORE AT BOCA RATON, THE			43	100%	43
WOLFF CTR FOR CHILD & ADOLESCENT HEALTH PLLC,THE		26	17	40%	43
BELVEDERE COMMONS OF SUN CITY CENTER		43			43
COMMUNITY MEDICAL CARE CENTER INC			43	100%	43
BRANCH MEDICAL CLINIC			43	100%	43
ANDALUSIA HEALTH		26	17	40%	43
BAYCARE MEDICAL GROUP INC		3	40	93%	43
GEORGIA HEART CENTER (MSC 53), NAVICEN		41	2	5%	43
BAYSIDE LABORATORIES INC		42			42
HALIFAX HEALTH URGENT CARE		21	21	50%	42
CITY OF NAPLES FIRE RESCUE		37	5	12%	42
FAMILY AND INTERNAL MEDICINE AT AVALON PARK		38	4	10%	42
ADVENT HEALTH CENTRA CARE - LAKE LAND		30	12	29%	42
ST AUGUSTINE PEDIATRIC ASSOC		36	6	14%	42
MAIMONIDES-SHALOM ACADEMY, INC		41	1	2%	42
STATCARE URGENT AND WALK-IN MEDICAL CA		39	3	7%	42
KIVA AT CANTERBURY		25	17	40%	42
MINUTE CLINIC LLC #2216		39	3	7%	42
Atlantic Shore Nursing and Rehab		42			42
STAT ONE URGENT CARE CENTER		2	40	95%	42
LONGLEAF DIAGNOSTIC LABORATORIES		13	29	69%	42
LPG PRIMARY CARE AT MATTHEW DRIVE		35	7	17%	42
VETERANS AFFAIRS MEDICAL CENTER - NEW YORK HARBOR		40	2	5%	42
STETSON UNIVERSITY STUDENT HEALTH CENTER		3	39	93%	42
FLOW HEALTH LABORATORIES, LLC		42			42
HARMONY HEALTH OPCO, LLC		17	25	60%	42
ATRIA WILLOW WOOD		40	2	5%	42
NIGHT LITE PEDIATRIC CENTER		10	32	76%	42
PACIFICA SENIOR LIVING OCALA		37	5	12%	42
CITRUS COUNTY HEALTH DEPARTMENT		36	6	14%	42
CLINICAL LABORATORY		42			42
REVA INC		38	4	10%	42
UNIVERSITY OF ALABAMA		38	3	7%	41
CARE HERE		16	25	61%	41
BULLS HEAD URGENT CARE		39	2	5%	41
ARTHREX MEDICAL CENTER EAST		25	16	39%	41
GENEXPERT			41	100%	41
UNDERGROUND FREE CLINIC		40	1	2%	41
PEDIATRICS OF CENTRAL FLORIDA KISSI		33	8	20%	41
FLORIDA HOSPITAL NEW SMYRNA		4	37	90%	41
SOUTHCOR LABORATORY		7	34	83%	41
WALGREENS #04569		37	4	10%	41
MINUTE CLINIC DIAGNOSTIC OF VIRGINIA		34	7	17%	41
MINUTECLINIC DIAGNOSTIC OF MICHIGAN		38	3	7%	41
CAPITAL REGIONAL MEDICAL CENTER		2	39	95%	41
PURE PHARMACY		39	2	5%	41

COVID-19: testing by laboratory

Data through May 20, 2021 verified as of May 21, 2021 at 09:25 AM

Data in this report are provisional and subject to change.

The numbers in the table below represent the number of Florida and non-Florida residents for whom test results were received by the Department of Health. A person can be tested by more than one laboratory and can have both positive and negative results. **Therefore, the sum of the numbers in each column will be larger than the total number of people tested.**

Reporting lab	Inconclusive	Negative	Positive	Percent positive	Total
BOND CLINIC, PA		11	30	73%	41
CROSSROADS URGENT CARE		26	15	37%	41
DCH REGIONAL MEDICAL CENTER LABORATORY		39	2	5%	41
PRIDE DIAGNOSTICS		24	17	41%	41
MEDEX MEDICAL EXPRESS OF PALATKA LLC			41	100%	41
GRACE COMMUNITY PHARMACY		3	37	93%	40
M&V SAN JOSE MEDICAL CENTER			40	100%	40
WARDE MEDICAL LABORATORY		31	9	23%	40
MINUTE CLINIC DIAGNOSTIC OF SC, LLC #75		38	2	5%	40
WESTPAC LABS INC	1	28	11	28%	40
WALGREENS_COCONUT CREEK		32	8	20%	40
GRAND VILLA OF BOYNTON BEACH		39	1	3%	40
COVANCE CENTRAL LABORATORY		26	14	35%	40
CLINICAL PATHOLOGY LABORATORIES, INC		40			40
GRAND VILLA OF DELRAY EAST		40			40
MINUTE CLINIC DIAGNOSTIC OF NEW JERSEY		39	1	3%	40
WASHINGTON COUNTY HEALTH DEPARTMENT		27	13	33%	40
WALGREENS COVID-19		27	12	31%	39
GMR EVENT SERVICES LLC DBA CROWDRX		39			39
BROOKDALE BRANDON	1	38			39
METROPOLITAN CHARITIES INC		36	3	8%	39
WEINBERG VILLAGE		38	1	3%	39
INSTANT MEDICAL CARE CENTER		38	1	3%	39
CORRECTIONAL MEDICAL GROUP		27	12	31%	39
ECC PEDIATRICS		38	1	3%	39
BAYSHORE PATHOLOGY CONSULTANTS PA		37	2	5%	39
MINUTECLINIC DIAGNOSTIC OF RHODE ISLAND, LLC #1544		38	1	3%	39
GUYAN VALLEY WELLNESS CENTER		32	7	18%	39
CEDAR CREEK AT KINGS BAY INC		39			39
BAY COUNTY JAIL ANNEX		34	5	13%	39
VENICE REGIONAL BAYFRONT HEALTH			39	100%	39
ISLAMORADA VILLAGE OF ISLANDS FIRE RESCUE		36	3	8%	39
WG BAYPOINT VILLAGE SH LLC		38	1	3%	39
CLINICAL RESEARCH SEQUENCING PLATFORM		8	31	79%	39
MARYLAND DEPARTMENT OF HEALTH			39	100%	39
ROCKLAND URGENT CARE FAMILY HEALTH NP		37	2	5%	39
JUNIPER VILLAGE AT CAPE CORAL		34	5	13%	39
TAYLORVILLE FAMILY MEDICINE		32	7	18%	39
STEWART MEDICAL GROUP, INC		21	18	46%	39
CONNECTICUT DEPARTMENT OF HEALTH		22	16	42%	38
Life Care Center of Citrus County		37	1	3%	38
MOLECULAR DIAGNOSTICS		5	33	87%	38
HOMWOOD RESIDENCE AT FREEDOM PLAZA		37	1	3%	38
HENDRY/GLADES COUNTY HEALTH DEPARTMENT		37	1	3%	38
JUPITER MEDICAL CENTER PHYSICIANS GROUP, INC		34	4	11%	38
MINUTE CLINIC, LLC DBA MINUTECLINIC #4505		35	3	8%	38

COVID-19: testing by laboratory

Data through May 20, 2021 verified as of May 21, 2021 at 09:25 AM

Data in this report are provisional and subject to change.

The numbers in the table below represent the number of Florida and non-Florida residents for whom test results were received by the Department of Health. A person can be tested by more than one laboratory and can have both positive and negative results. **Therefore, the sum of the numbers in each column will be larger than the total number of people tested.**

Reporting lab	Inconclusive	Negative	Positive	Percent positive	Total
CERON PEDIATRICS & INTEGRATIVE MEDICIN		38			38
CLEARWATER EMPLOYEE HEALTH CLINIC		19	19	50%	38
WOMEN'S CARE FLORIDA, LLC		38			38
MINUTE CLINIC DIAGNOSTIC OF TEXAS, LLC		35	3	8%	38
CCRC @ SUNFLOWER LLC		35	3	8%	38
MINUTECLINIC LLC #4449		36	2	5%	38
FLORIDA MEDICAL CL ODOM TPA		23	15	39%	38
PECONIC BAY MEDICAL CENTER LABORATORY		29	9	24%	38
AUTUMN OF SARASOTA		12	26	68%	38
ALPHA PHARMACY		35	3	8%	38
FLORIDA ENDOSCOPY & SURGERU CTR LLC		38			38
EASYCARE WALK-IN CLINIC	1	15	22	58%	38
ST. MARYS MEDICAL CENTER		1	37	97%	38
INNOVATION CLINICAL TRIALS, INC			38	100%	38
ATRIA SAN PABLO		36	2	5%	38
PIEDMONT HOSPITAL CLINICAL LABORATORY		34	3	8%	37
TRADITIONAL HOME CARE INC		35	2	5%	37
STATCARE URGENT & WALK IN MEDICAL CARE		33	4	11%	37
HOLLISMED LLC		35	2	5%	37
PATHGROUP		9	28	76%	37
CENTRAL FLORIDA HEALTH CARE INC WAUCHULA SITE 2		29	8	22%	37
FAMILY EXTENDED CARE OF SEBRING INC		35	2	5%	37
HOLZER HEALTH CENTER		5	32	86%	37
PONCE THERAPY CARE CENTER		34	3	8%	37
LEE COMMUNITY HEALTHCARE INC NORTH FORT MYERS		36	1	3%	37
GRAND VILLA OF MELBOURNE		35	2	5%	37
FORT CAROLINE GARDENS, INC		34	3	8%	37
BAPTIST MEDICAL GRP URGENT CARE & OCC HEALTH AIRPO		37			37
HR SARASOTA OPERATOR LLC		25	12	32%	37
ASSISTED LIVING OF BROWARD		37			37
CVS NC7047POCT DURHAM		36	1	3%	37
MINUTECLINIC, LLC, DBA MINUTECLINIC #2544		35	2	5%	37
ONE MILO		37			37
MAINSTREET FAMILY URGENT CARE		1	36	97%	37
PATHOGENIUS LABORATORIES		30	7	19%	37
THE COLLIER AT NAPLES		36	1	3%	37
COLORADO DEPARTMENT OF PUBLIC HEALTH AND ENVIRONMENT			37	100%	37
ALAN A SMITH MD LLC		34	3	8%	37
FLORIDA PEDIATRIC GROUP PA		28	9	24%	37
JAMAICA HOSPITAL MEDICAL CENTER		33	4	11%	37
ACCURATE DIAGNOSTIC LAB		35	2	5%	37
COLLIER HMA PHYSICIAN MANAGEMENT LLC		27	10	27%	37
PULSE & REMEDY LLC		22	15	41%	37
ALABAMA CLINICS		20	16	44%	36
Kensington Gardens		36			36
UNION CHD		33	3	8%	36

COVID-19: testing by laboratory

Data through May 20, 2021 verified as of May 21, 2021 at 09:25 AM

Data in this report are provisional and subject to change.

The numbers in the table below represent the number of Florida and non-Florida residents for whom test results were received by the Department of Health. A person can be tested by more than one laboratory and can have both positive and negative results. **Therefore, the sum of the numbers in each column will be larger than the total number of people tested.**

Reporting lab	Inconclusive	Negative	Positive	Percent positive	Total
FHMG – FLORIDA HOSPITAL MEDICAL GROUP		26	10	28%	36
MEDCOMP SCIENCES			36	100%	36
NCHD		22	14	39%	36
HARBORCHASE OF WELLINGTON CROSSING		34	2	6%	36
SANITAS		4	32	89%	36
PHYSICIAN ASSOCIATES LLC		26	10	28%	36
FAST PACE MEDICAL CLINIC		31	5	14%	36
VIKOR SCIENTITIC		5	31	86%	36
PASSPORT HEALTH OF TAMPA BAY		29	7	19%	36
BVL/LITTLE ANGEL PEDIATRICS		36			36
VISTACARE PHARMACY I		31	5	14%	36
BUREAU OF PUBLIC HEALTH	1	14	21	58%	36
VILLA COURT LLC		36			36
MARTHA'S HOUSE & ASSISTED LIVING FACILITY		36			36
LONG BEACH URGENT CARE		36			36
PARKSIDE HEALTH AND REHABILITATION CENTER			36	100%	36
FLORIDA PRESBYTERIAN HOMES INC		34	2	6%	36
GOOD SAMARITAN HOSPITAL LABORATORY		31	5	14%	36
JACKSON HEALTH SYSTEM		2	34	94%	36
CARDIOLOGY AND MEDICINE ASSOCIATES INC		35	1	3%	36
NORTH PINELLAS CHILDRENS MEDICAL CENTER			36	100%	36
LABORATORY ALLIANCE OF CENTRAL NEW YORK		33	2	6%	35
METRO KNOXVILLE HMA		25	10	29%	35
SANFORD PEDIATRIC ASSOCIATES, PA		30	5	14%	35
POARCH BANC CREEK INDIANS TRIBAL HEALTH DEPARTMENT			35	100%	35
HARBOUR ISLAND PEDIATRICS		25	10	29%	35
REDI-MED WALK IN FAMILY CLINIC			35	100%	35
NEUROINTERNATIONAL SARASOTA		32	3	9%	35
WUESTHOFF MEMORIAL HOSPITAL			35	100%	35
CVS NC3516POCT WINSTON SALEM		31	4	11%	35
BAYCARE HEALTH SYSTEMS, LLC			35	100%	35
CHILDREN'S MEDICAL CENTER		1	34	97%	35
CARLOS F FUSTER MD PA		33	2	6%	35
MIDDLETOWN MEDICAL P C		25	10	29%	35
VA MEDICAL CENTER			35	100%	35
ADVENT HEALTH - FISH MEMORIAL		2	33	94%	35
DIXIE COUNTY HEALTH DEPARTMENT		26	9	26%	35
West Gate Village, LLC		35			35
HUNTINGTON STATION URGENT CARE		34	1	3%	35
IRL		4	31	89%	35
HENDRY REGIONAL CORPORATE HEALTH			35	100%	35
ROSWELL PAIN SPECIALISTS	1	33	1	3%	35
PHOSPHORUS DIAGNOSTICS		27	8	23%	35
SOMA MEDICAL CENTER # 4		5	30	86%	35
AMMON ANALYTICAL LABORATORIES		31	4	11%	35
CANCER RESEARCH LAB, BOB JONES UNIVERSITY		30	5	14%	35

COVID-19: testing by laboratory

Data through May 20, 2021 verified as of May 21, 2021 at 09:25 AM

Data in this report are provisional and subject to change.

The numbers in the table below represent the number of Florida and non-Florida residents for whom test results were received by the Department of Health. A person can be tested by more than one laboratory and can have both positive and negative results. **Therefore, the sum of the numbers in each column will be larger than the total number of people tested.**

Reporting lab	Inconclusive	Negative	Positive	Percent positive	Total
AEGIS MEDICAL GROUP, LLC		32	3	9%	35
BOCA TOXICOLOGY LLC		33	2	6%	35
EMORY CRAWFORD LONG HOSPITAL LABORATOR		31	4	11%	35
MORTON PLANT HOSPITAL - ADLER INSTITUTE OF LAB MEDICINE		3	32	91%	35
BAPTIST PEDIATRICS		30	5	14%	35
P23 LABS		35			35
GRADY HEALTH SYSTEM		35			35
STATEN ISLAND UNIVERSITY HOSPITAL-POUCH		34	1	3%	35
LAKELAND NURSING AND REHABILITATION CENTER			35	100%	35
SOUTHEASTERN OUTPATIENT SURGERY CENTER		32	3	9%	35
TUSCAN GARDENS OF DELRAY BEACH MANAGEMENT COMPANY,		34	1	3%	35
WILLAMETTE VALLEY TOXICOLOGY LLC		32	2	6%	34
INTERIM HEALTHCARE OF NORTHWEST FLORIDA INC		32	2	6%	34
ST VINCENTS AMBULATORY CARE INC DBA		31	3	9%	34
THE SPRINGS OF PARC HILL		33	1	3%	34
CIGNA PBSO WEST PALM		3	31	91%	34
VIRTUA		30	4	12%	34
PARAMOUNT WALK-IN CLINIC		1	33	97%	34
MEDHELP 280		31	3	9%	34
MIGUEL E TREVINO MD PA		30	4	12%	34
MINUTECLINIC DIAGNOSTIC OF PENNSYLVANI		32	2	6%	34
WALGREENS #15495	1	31	2	6%	34
LONG TERM CARE OF GULF BREEZE LLC		30	4	12%	34
AYERS NURSING AND REHABILITATION CENTER		34			34
SOUTHWEST LABS		34			34
COOPER HEALTHCARE		31	3	9%	34
RASHDA ALBIBI M.D. P.A.		31	3	9%	34
FLORIDA DEPARTMENT OF HEALTH IN MONROE COUNTY		27	7	21%	34
UTAH DEPARTMENT OF HEALTH			34	100%	34
MINUTECLINIC DIAGNOSTIC OF ILLINOIS L		28	6	18%	34
IPSUM DIAGNOSTICS		3	30	91%	33
NURSES HELPING HANDS INC ALF		33			33
RAYMOND BASRI MD		31	2	6%	33
GREENRIDGE GROUP HOME	3	11	19	58%	33
WESTWOOD NURSING AND REHABILITATION		28	5	15%	33
SYNIVERSE WELLNESS CENTER		28	5	15%	33
ORLANDO FAMILY MEDICINE		16	17	52%	33
AHSE ROP		32	1	3%	33
ENT AND ALLERGY ASSOCIATES OF FLORIDA LLC		32	1	3%	33
SELECT PHYSICIANS ALLIANCE PL		33			33
RESIDENCE AT BAY VUE		31	2	6%	33
CORAL HOUSE ASSISTED LIVING COMMUNITY LLC		33			33
FIRST PHYSICIANS GROUP - LORRAINE CORNERS		33			33
Consulate Health Care of Orange Park		27	6	18%	33
SANFORD MOBILE LAB PGA TOUR		32	1	3%	33
SANFORD MOBILE LAB		27	6	18%	33

COVID-19: testing by laboratory

Data through May 20, 2021 verified as of May 21, 2021 at 09:25 AM

Data in this report are provisional and subject to change.

The numbers in the table below represent the number of Florida and non-Florida residents for whom test results were received by the Department of Health. A person can be tested by more than one laboratory and can have both positive and negative results. **Therefore, the sum of the numbers in each column will be larger than the total number of people tested.**

Reporting lab	Inconclusive	Negative	Positive	Percent positive	Total
VETERANS HOME		1	32	97%	33
NIGHT LITE PEDIATRICS URGENT CARE CENTER			33	100%	33
OPIS COQUINA CENTER		32	1	3%	33
BOND CLINIC		3	30	91%	33
VETERAN AFFAIRS MEDICAL CENTER - JAMES J PETERS		30	3	9%	33
STEINHATCHEE DRUGS		27	6	18%	33
AMBRY GENETICS CORPORATION	23	10			33
DSI MANAGEMENT LLC		33			33
EVERLYWELL		19	14	42%	33
MEDI PARTNERS OF S FLORIDA LLC		33			33
JOSEF SCHENKER MD PC DBA CENTERS URGENT		31	2	6%	33
MALABAR FAMILY PRACTICE		26	6	19%	32
J AND J VISTAKON EMPLOYEE HEALTH CENTER		31	1	3%	32
MINUTECLINIC, LLC #4230		28	4	13%	32
MINUTECLINIC DIAGNOSTIC OF TN PC #6435		29	3	9%	32
MIDNIGHT MEDICINE			32	100%	32
NTD EUROFINS ATLANTA		31	1	3%	32
JOSEF SCHENKER MD PC		32			32
KIDS CARE PEDIATRICS PA			32	100%	32
MADISON POINTE CARE CENTER		32			32
MINUTECLINIC DIAGNOSTIC OF TN PC #6363		26	6	19%	32
MINUTECLINIC DIAGNOSTIC OF TN PC #378		29	3	9%	32
NORTHEAST GEORGIA MEDICAL CENTER		32			32
BAPTIST PRIMARY BLACK CREEK SOUTH			32	100%	32
A LILIKO'I PHARMACY LLC		29	3	9%	32
ALACHUA		20	12	38%	32
CASS'S MOBILE HEALTH SERVICES		28	4	13%	32
PBSO WEST PALM FAMILY PRACTICE		1	31	97%	32
LAKE MARY - STIRLING CENTER SUITE 202			32	100%	32
ST PETER'S BENDER LABORATORY		31	1	3%	32
ENGLEWOOD HOSPITAL AND MEDICAL CENTER		27	5	16%	32
WESTMINSTER ST AUGUSTINE		32			32
ADVANCED URGENT CARE		12	20	63%	32
COLORADO DEPARTMENT OF HEALTH LABORATORY SERVICES DIVISION			32	100%	32
Wiregrass Rehabilitation Center and Nursing Home		29	3	9%	32
TREASURE ISLE LLC		32			32
HOLIDAY MEDICAL ASSOCIATES		4	27	87%	31
SPRINGWOOD COURT		26	5	16%	31
PREMIER URGENT CARE CENTER LLC			31	100%	31
COMMUNITY HEALTH OF SOUTH FLORIDA			31	100%	31
MINUTECLINIC DIAGNOSTIC OF RHODE ISLAND, LLC #212		31			31
MINUTECLINIC DIAGNOSTIC OF TEXAS		27	4	13%	31
COLLIER ANESTHESIA PAIN LLC		31			31
MICHAEL J D'AMBROSE MD PA		29	2	6%	31
CHIPOLA MEDICAL ASSOCIATES		11	20	65%	31
OAKMONTE VILLAGE		30	1	3%	31

COVID-19: testing by laboratory

Data through May 20, 2021 verified as of May 21, 2021 at 09:25 AM

Data in this report are provisional and subject to change.

The numbers in the table below represent the number of Florida and non-Florida residents for whom test results were received by the Department of Health. A person can be tested by more than one laboratory and can have both positive and negative results. **Therefore, the sum of the numbers in each column will be larger than the total number of people tested.**

Reporting lab	Inconclusive	Negative	Positive	Percent positive	Total
UR CARE FAMILY AND SPORTS MEDICINE			31	100%	31
COUNTY OF LOS ANGELES			31	100%	31
MINUTECLINIC DIAGNOSTIC OF NORTH CAROLINA PC		28	3	10%	31
HEALTH FIRST - VIERA HOSPITAL		1	30	97%	31
CENTER ONE SURGERY CENTER		25	6	19%	31
HOPE HEALTHCARE		29	2	6%	31
REGENCY PARK ASSISTED LIVING FACILITY		29	2	6%	31
JOSEPH SCHENKER MD PC DBA CENTERS URGENT		27	4	13%	31
DISCOVERY COMMONS AT BRADENTON		31			31
PERDIDO URGENT CARE		1	30	97%	31
SHORE MEMORIAL HOSPITAL		27	4	13%	31
AMERICAN ESOTERIC LABORATORIES		15	16	52%	31
LabCorp L#09258130 M#09258125		12	19	61%	31
SUMMIT MEDICAL GROUP - 75 E NORTHFIELD		26	5	16%	31
TOTTENVILLE CIRCLE URGENT CARE		31			31
1 TOUCH TOTALCARE SOLUTIONS		28	3	10%	31
CVS NV3210POCT LAS VEGAS		28	3	10%	31
RELIANCE MEDICAL CENTER		21	9	30%	30
FORT VALLEY STATE UNIVERSITY		29	1	3%	30
HOWARD BEACH URGENT CARE		28	2	7%	30
P4CLINICAL	3	2	25	83%	30
GOOD SAMARITAN SOCIETY		30			30
THE TERRACE AT IVY ACRES ALF		11	19	63%	30
ROSLYN URGENT CARE		29	1	3%	30
WEST BROWARD CARE CENTER		24	6	20%	30
CHILDRENS MEDICAL CENTER			30	100%	30
SUMMERGATE PHARMACY		28	2	7%	30
GASTROENTEROLOGY ASSOCIATES OF PENSACOLA PA		25	5	17%	30
ROBERT H JENKINS JR VETERANS' DOMICILIARY HOME OF		27	3	10%	30
BOCA BIOLISTIC REFERENCE LAB			30	100%	30
MED LABS DIAGNOSTICS		11	19	63%	30
WELLMED AT BRANDON REGIONAL		22	8	27%	30
TALLAHASSEE DEVELOPMENTAL CENTER		28	2	7%	30
GRAND VILLA OF SARASOTA		29	1	3%	30
BOCA SIMON LAB		1	29	97%	30
GAMMA DIAGNOSTIC LAB LLC			30	100%	30
APOLLO SURGERY CENTER		27	3	10%	30
INTERNAL MEDICINE LIPID AND WELNNESS PRACTICE		13	17	57%	30
WIREGRASS CLINIC LLC		24	6	20%	30
ADVENT HEALTH PRIMARY CARE PLUS, WINTER GARDEN		26	4	13%	30
OPTIMAL CARE PEDIATRICS		9	21	70%	30
DAVID LAWRENCE CENTER		26	4	13%	30
HERITAGE WATERSIDE		27	3	10%	30
ACCESS HEALTH CARE PHYSICIANS LLC		10	20	67%	30
Okeechobee Health Care Facility		16	14	47%	30
AMEERAH LABS			30	100%	30

COVID-19: testing by laboratory

Data through May 20, 2021 verified as of May 21, 2021 at 09:25 AM

Data in this report are provisional and subject to change.

The numbers in the table below represent the number of Florida and non-Florida residents for whom test results were received by the Department of Health. A person can be tested by more than one laboratory and can have both positive and negative results. **Therefore, the sum of the numbers in each column will be larger than the total number of people tested.**

Reporting lab	Inconclusive	Negative	Positive	Percent positive	Total
MINUTECLINIC, LLC #08366		25	5	17%	30
OAK HARBOR ASSISTED LIVING FACILITY		27	3	10%	30
RAINBOW PEDIATRICS		1	29	97%	30
FLORIDA MEDICAL CLINIC - NEW TAMPA		25	5	17%	30
COMPREHENSIVE CHILDCARE		24	6	20%	30
JOINT AMBULATORY CARE CENTER		30			30
ADVENT HEALTH MEDICAL GROUP FAMILY AND INTERNAL MEDICINE AT AVALON PAR		27	3	10%	30
CVS NC7588POCT ASHEVILLE		26	4	13%	30
MEDEXPRESS URGENT CARE - BLOOMINGTON		25	5	17%	30
Clearwater Center		16	14	47%	30
GERALD J KIVETT MD		27	3	10%	30
CLINICLOUD, LLC			30	100%	30
CVA MINUTE CLINIC DIAGNOSTIC OF VIRGINIA, LLC		29	1	3%	30
ADVANCED HEALTHCARE ASSOCIATES		26	4	13%	30
PEPIN ACADEMIES-PASCO		29	1	3%	30
PANCARE HEALTH - BONIFAY K-8			30	100%	30
MINIMALLY INVASIVE VASCULAR INC		28	2	7%	30
ADVENT HEALTH MEDICAL GROUP- FAMILY MEDICINE AT DR. PHILIPS		24	5	17%	29
CAPE CORAL HOSPITAL ABG LABORATORY		16	13	45%	29
OWL NOW URGENT CARE		11	18	62%	29
PRO HEALTH HARMONY		29			29
MINUTECLINIC INCORPORATE, LLC		25	4	14%	29
BIG BEND HOSPICE INC		29			29
STEWART MELBOURNE HOSPITAL			29	100%	29
CHARLOTTE CHD PORT CHARLOTTE		25	4	14%	29
FORT PIERCE FAMILY CARE INC		23	6	21%	29
ADVENTHEALTH MEDICAL GROUP PEDIATRIC & ADOLESCENT		28	1	3%	29
UNIV OF ROCHESTER-STRONG MEMORIAL HOSP		28	1	3%	29
SUNTREE INTERNAL MEDICINE		29			29
PALMS, THE		29			29
VASSAR BROTHERS MEDICAL CENTER LABORATORY		27	2	7%	29
TIFFANY LAKE CARE CENTERS INC		28	1	3%	29
RENAISSANCE SENIOR LIVING	1	28			29
URGENT CARE USA			29	100%	29
UCLA HEALTHCARE CLINICAL LABS		23	6	21%	29
PINELLAS 1 HOME HEALTH CARE CORP		28	1	3%	29
BROOKDALE UNIVERSITY HOSPITAL		27	2	7%	29
NEMOURS CHILDRENS CLINIC		22	7	24%	29
PARK WEST MEDICAL CENTER		28	1	3%	29
DUVAL COUNTY HEALTH DEPARTMENT		29			29
BROOKWOOD BAPTIST MEDICAL CENTER		28	1	3%	29
PALM GARDEN OF JACKSONVILLE		27	2	7%	29
MAYO CLINIC JACKSONVILLE		4	25	86%	29
UNIVERSITY OF ILLINOIS VETERINARY DIAG	1	27	1	3%	29
LAKE NONA MEDICAL SERVICE LLC		26	3	10%	29
CDC		17	12	41%	29

COVID-19: testing by laboratory

Data through May 20, 2021 verified as of May 21, 2021 at 09:25 AM

Data in this report are provisional and subject to change.

The numbers in the table below represent the number of Florida and non-Florida residents for whom test results were received by the Department of Health. A person can be tested by more than one laboratory and can have both positive and negative results. **Therefore, the sum of the numbers in each column will be larger than the total number of people tested.**

Reporting lab	Inconclusive	Negative	Positive	Percent positive	Total
ENGLEWOOD HEALTH PHYSICIAN NETWORK		29			29
MINUTECLINIC DIAGNOSTIC OF TN, PC 374		24	5	17%	29
BETHESDA HEALTH PHYSICIAN GROUP INC			28	100%	28
BROOKDALE PHILLIPPI CREEK			28	100%	28
PORT ST LUCIE HOSPITAL		25	3	11%	28
HUNT CLUB PEDIATRIC ASSOCIATES LLC		23	5	18%	28
KIVA AT CANTERBURY, LLC		28			28
ADVENTHEALTH MEDICAL GROUP PEDIATRICS AT		7	21	75%	28
ORANGE PEDIATRICS			28	100%	28
Cleveland Clinic Laboratories		4	24	86%	28
THE COMMONWEALTH OF MASSACHUSETTS		1	27	96%	28
FIRST CHOICE PEDIATRICS LOOP		25	3	11%	28
EDEN AT CRESTVIEW		12	16	57%	28
FAMILY CARE PARTNERS		18	10	36%	28
ST MARYS MEDICAL CENTER			28	100%	28
MARION PEDIATRICS PA		21	7	25%	28
LAKE PLACID HEALTH AND REHABILITATION		1	27	96%	28
URGENT CARE CENTER			28	100%	28
TGH MEDICAL GROUP LABORATORY CARROLLWOOD			28	100%	28
KEY PRIMARY CARE			28	100%	28
CANTON-POTSDAM HOSPITAL LABORATORY		27	1	4%	28
MONTEFIORE NEW ROCHELLE HOSPITAL		25	3	11%	28
ASTORIA HEALTH AND REHABILITATION CENTER		27	1	4%	28
NATIONAL MENTOR HEALTHCARE LLC			28	100%	28
BOZEMAN HEALTH DEACONESS HOSPITAL		19	9	32%	28
MINUTECLINIC, LLC, #4160		24	4	14%	28
BROWARD HEALTH IMPERIAL POINT NURSING			28	100%	28
FORT SANDERS REGIONAL LABORATORY		28			28
ATRIA LADY LAKE		27			27
GRAND VILLA OF PALM COAST		27			27
SPANISH RIVER HIGH SCHOOL ESE		23	4	15%	27
HEALTHPARK MEDICAL CENTER ABG LAB		26	1	4%	27
NEWYORK-PRESBYTERIAN/ LAWRENCE HOSPITAL LABORATORY		24	3	11%	27
USCG AIR STATION CLEARWATER CLINIC		26	1	4%	27
NEW YORK METHODIST HOSPITAL		23	4	15%	27
CARENOW - DOWNTOWN NORTH GULCH		25	2	7%	27
NOVANT HEALTH		18	9	33%	27
COASTAL COMPLETE CARE		13	14	52%	27
CITY OF SANFORD EMPLOYEE HEALTH AND		25	2	7%	27
BROOKDALE SOUTHPOINT			27	100%	27
LEXINGTON PLACE SENIOR LIVING COMMUNITY		27			27
ADIRONDACK MEDICAL CENTER		27			27
EPIC REFERENCE LABS INC			27	100%	27
MINUTECLINIC DIAGNOSTIC OF TN PC #320		19	8	30%	27
CVS MINUTE CLINIC DIAGNOSTIC OF TN #6044		24	3	11%	27
PREMIUM HEALTH CARE			27	100%	27

COVID-19: testing by laboratory

Data through May 20, 2021 verified as of May 21, 2021 at 09:25 AM

Data in this report are provisional and subject to change.

The numbers in the table below represent the number of Florida and non-Florida residents for whom test results were received by the Department of Health. A person can be tested by more than one laboratory and can have both positive and negative results. **Therefore, the sum of the numbers in each column will be larger than the total number of people tested.**

Reporting lab	Inconclusive	Negative	Positive	Percent positive	Total
LAKELAND HILLS CENTER		19	8	30%	27
EXPRESS CARE OF BELLEVIEW		27			27
MINUTECLINIC DIAGNOSTIC OF SC, LLC #2		23	4	15%	27
LOOP PEDIATRICS		22	5	19%	27
Summit Medical Group Westfield Lab		24	3	11%	27
PHYSICIANS CARE		23	4	15%	27
CITY OF CLEARWATER EMPLOYEE HEALTH CENTER		16	11	41%	27
49D2045214PHYSICIAN OFFICE WAIVER MEDEXPRESS URGENT CARE - HARRISONBU		18	9	33%	27
EMORY BENNETT VETERANS NURSING HOME	1	26			27
DELRAY BEACH FACIAL PLASTIC SURGERY		27			27
CENTRAL FLORIDA PEDIATRIC URGENT CARE LLC		23	4	15%	27
COASTAL SKIN SURGERY AND DERMATOLOGY		19	8	30%	27
ADEPT INPATIENT MEDICAL SERVICES PC		27			27
VICK STREET MANOR		27			27
SUNCOAST LABS			27	100%	27
URGENT FAMILY CARE INC		24	3	11%	27
DALE MEDICAL CENTER		21	5	19%	26
MD BEAUTY LABS, PA		24	2	8%	26
LAKES DIALYSIS CENTER INC			26	100%	26
Z UROLOGY		25	1	4%	26
OAKTREE HEALTHCARE			26	100%	26
MONCRIEF ARMY HEALTH CLINIC			26	100%	26
ADVENT HEALTH PARTIN SETTLEMENT HEALTH PARK		18	8	31%	26
WAKULLA COUNTY HEALTH DEPARTMENT		12	14	54%	26
ARCPPOINT LABS OF FORT LAUDERDALE		25	1	4%	26
PALM BEACH COUNTY FIRE RESCUE		24	2	8%	26
ST VINCENT'S EAST		24	2	8%	26
PALMS MEDICAL GROUP - LAKE CITY WEST		4	22	85%	26
MAGNOLIA PEDIATRICS		4	22	85%	26
MORTON PLANT NORTH BAY HOSPITAL			26	100%	26
EXPRESS FAMILY CARE LLC		11	15	58%	26
PALMETTO PEDIATRICS			26	100%	26
JUST FOR KIDS PEDIATRICS		5	21	81%	26
SUNQUEST		3	23	88%	26
EAST HILL MEDICAL GROUP		17	9	35%	26
DARDEN WELLNESS CENTER		23	3	12%	26
LAKE HOWARD HEIGHTS	1	21	4	15%	26
ABL MEDICAL CARE LLC			26	100%	26
INNOVATIVE RESEARCH OF WEST FLORIDA		23	3	12%	26
LIFELINK TISSUE BANK D/B/A LIFELINK TISSUE BANK		21	5	19%	26
OHSU MOLECULAR MICROBIOLOGY LAB		25	1	4%	26
TREEHOUSE PEDIATRICS & FAMILY CARE		26			26
MINUTE-CLINIC DIAGNOSTIC OF VIRGINIA		21	5	19%	26
PULMONARY SPECIALISTS OF THE PALM BEACHES		16	10	38%	26
RJ LEE GROUP	1	23	2	8%	26
AHMG LAKE NONA PRIMARY CARE		26			26

COVID-19: testing by laboratory

Data through May 20, 2021 verified as of May 21, 2021 at 09:25 AM

Data in this report are provisional and subject to change.

The numbers in the table below represent the number of Florida and non-Florida residents for whom test results were received by the Department of Health. A person can be tested by more than one laboratory and can have both positive and negative results. **Therefore, the sum of the numbers in each column will be larger than the total number of people tested.**

Reporting lab	Inconclusive	Negative	Positive	Percent positive	Total
MINUTECLINIC DIAGNOSTIC OF NORTH		22	4	15%	26
WALGREENS #04618		21	5	19%	26
BAYFRONT HMA CONVENIENT CARE, LLC		2	24	92%	26
LOT HEALTH SERVICES☐	1	25			26
THE MINIER URGENT CARE		20	6	23%	26
GILCHRIST COUNTY JAIL		23	2	8%	25
SENIOR LIVING IV SUN CITY LLC		18	7	28%	25
MINUTECLINIC MINUTECLINIC #8746		24	1	4%	25
STEWART MEDICAL GROUP INC			25	100%	25
ASURANCE SCIENTIFIC LABORATORIES		24	1	4%	25
FEDERAL PRISON CAMP PENSACOLA			25	100%	25
FINLAY C. LABORATORY		4	21	84%	25
ENCOMPASS HOME HEALTH OF THE SOUTHEAST LLC		23	2	8%	25
UNIV OF NORTH ALABAMA HEALTH CENTER		22	3	12%	25
ORANGE REGIONAL MEDICAL CENTER LABORATORY		20	5	20%	25
Sovereign Laboratory Services, LLC		22	3	12%	25
FAST PACE MEDICAL CLINIC PLLC		23	2	8%	25
TOTAL ACCESS URGENT CARE		1	24	96%	25
STATE LAB		3	22	88%	25
TREASURE COAST URGENT CARE			25	100%	25
ROSS MEDICAL GROUP			25	100%	25
ELITE HOME HEALTH SERVICES		25			25
WESTPAC LABS		1	24	96%	25
MADWAR		19	6	24%	25
PHYSICIANS STAT		3	22	88%	25
NONA PEDIATRIC CENTER		19	6	24%	25
JUPITER MEDICAL CENTER		1	24	96%	25
CVS MINUTE CLINIC DIAGNOSTIC OF TEXAS LLC		21	4	16%	25
GREEN GABLES ASSISTED LIVING FACILITY		25			25
LAKE NONA MEDICAL SERVICES		17	8	32%	25
VILLAGES REHABILITATION AND NURSING CENTER		24	1	4%	25
PRIMECARE AT PORT ORANGE		5	20	80%	25
ADVENT HEALTH - LAKE MARY PEDIATRICS		16	9	36%	25
ADVENT HEALTH EXPRESS		9	16	64%	25
South Heritage Health and Rehab		25			25
SOUTH FLORIDA DIALYSIS CENTER		8	17	68%	25
THE WATERMARK AT VISTAWILLA		25			25
OLIVE BRANCH HEALTH AND REHABILITATION CENTER			25	100%	25
COMMUNITY CARE CENTER☐		24	1	4%	25
DOC PAM PA		24	1	4%	25
DOCTORS MEDICAL CENTER OF WALTON COUNTY CLINIC			25	100%	25
ST. CLOUD HOSPITAL		20	5	20%	25
ATRIA AT ST JOSEPHS		24			24
AAJ COMPUTER SERVICES, INC		24			24
RAINBOW PEDIATRIC CENTER		2	22	92%	24
ERIC C MARSHAL MD, PC DBA MINUTECLINIC		23	1	4%	24

COVID-19: testing by laboratory

Data through May 20, 2021 verified as of May 21, 2021 at 09:25 AM

Data in this report are provisional and subject to change.

The numbers in the table below represent the number of Florida and non-Florida residents for whom test results were received by the Department of Health. A person can be tested by more than one laboratory and can have both positive and negative results. **Therefore, the sum of the numbers in each column will be larger than the total number of people tested.**

Reporting lab	Inconclusive	Negative	Positive	Percent positive	Total
AVENTIS BIO-SERVICES CTL		24			24
SOUTH NASSAU COMMUNITIES HOSPITAL		20	4	17%	24
SONATA BOYNTON BEACH		21	3	13%	24
MIAMI BEACH MEDICAL GROUP			24	100%	24
MEDLAB INC		24			24
CSH LAKE ORIENTA LP		24			24
PRIME CARE ONE LLC/HARBORCHASE OF VENICE			24	100%	24
TIMBERLANE LODGE ALF	1	16	7	29%	24
ST JOSEPHS HOSP OF ATLANTA/CLINIC LAB		22	2	8%	24
SARASOTA MEMORIAL NURSING & REHABILITATION CTR		24			24
FLORENCE J HUNT STUDENT WELLNESS CENTER - HEALTH SERVICES (ABBOTT)		24			24
EDWARD S BENNETT MD PLLC		24			24
ROWLETT MIDDLE ACADEMY		22	2	8%	24
CARESPOT		3	21	88%	24
WELLMED AT LAKE COPELAND		18	6	25%	24
MED PLUS FLORENCE		20	4	17%	24
MID FLORIDA PATHOLOGY LLC		23	1	4%	24
Wesley Place on Honeysuckle		22	2	8%	24
MADISON COUNTY MEMORIAL HOSP		12	12	50%	24
CL BRUMBACK PRIMARY CARE CLINIC LANTANA		2	22	92%	24
CareATC - 15th Street Clinic			24	100%	24
ST ELIZABETH MEDICAL CENTER LABORATORY		21	3	13%	24
PACIFICA SENIOR LIVING FORT MYERS		15	9	38%	24
ADVANCED URGENT CARE CENTER		7	17	71%	24
WELLNOW URGENT CARE		23	1	4%	24
GLEN COVE HOSPITAL		24			24
LAKEWOOD RANCH MEDICAL CENTER CLINICAL LAB			24	100%	24
BLOOMIN BRANDS WELLNESS CENTER	4	19	1	4%	24
ROBINSON FAMILY CLINIC PA		14	10	42%	24
NORTHSIDE HOSPITAL DULUTH		21	3	13%	24
THE CHAPPEL GROUP RESEARCH		24			24
TRINITY MEDICAL ASSOCIATES LLC			24	100%	24
SENIOR HEALTH OF WINTER PARK DUNDEE		24			24
HENNEPIN COUNTY MEDICAL CENTER (HCMC)		13	11	46%	24
TREEHOUSE PEDIATRICS		19	5	21%	24
PALM BEACH GARDENS MEDICAL CENTER			24	100%	24
COURTYARDS OF ORLANDO		24			24
UAH STUDENT HEALTH CENTER		17	7	29%	24
MEDEXPRESS URGENT CARE - SEMINOLE SQAU		22	2	8%	24
TARPON BAYOU CENTER			24	100%	24
MC DIAGNOSTIC OF CONNECTICUT, PC #775		23	1	4%	24
HERITAGE OAKS ASSISTED LIVING & MEMORY CARE		20	4	17%	24
LABORATORY DYNAMICS		20	4	17%	24
ST ANTHONY'S HOSP PATIENT CARE SERVICE			24	100%	24
PHYSICIANS PRIMARY CARE OF SW FLORIDA PL		24			24
ALAN SERURE MD		24			24

COVID-19: testing by laboratory

Data through May 20, 2021 verified as of May 21, 2021 at 09:25 AM

Data in this report are provisional and subject to change.

The numbers in the table below represent the number of Florida and non-Florida residents for whom test results were received by the Department of Health. A person can be tested by more than one laboratory and can have both positive and negative results. **Therefore, the sum of the numbers in each column will be larger than the total number of people tested.**

Reporting lab	Inconclusive	Negative	Positive	Percent positive	Total
HEALTH MED CENTERS		24			24
WESTMINSTER WOODS ON JULINGTON CREEK		22	2	8%	24
MAITLAND PRIMARY CARE		9	15	63%	24
INTERVENTIONAL REHABILITATION OF SOUTH FLORIDA		16	8	33%	24
WALGREENS #03391		18	5	22%	23
THE VILLAGES HEALTH		12	11	48%	23
INTEGRATED FAMILY MEDICAL CENTER			23	100%	23
UF HEALTH NORTH JACKSONVILLE			23	100%	23
CORE LABORATORY		1	22	96%	23
MINUTECLINIC DIAGNOSTIC OF RHODE ISLAND, LLC #590		22	1	4%	23
LAKEVIEW HEALTH CARE SYSTEMS		9	14	61%	23
MORRIS PARK URGENT CARE		20	3	13%	23
WUESTHOFF MEDICAL CENTER-MELBOURNE			23	100%	23
URGENT CARE & FAMILY PRACTICE CENTER		4	19	83%	23
ESOTERIX GENETIC LABORATORIES		17	6	26%	23
COASTAL FAMILY PRACTICE		15	8	35%	23
OMEGA LABORATORIES		19	4	17%	23
CONNECTDX		8	15	65%	23
MEDEXPRESS URGENT CARE - TIMBERLAKE		20	3	13%	23
CVS NC4165POCT BREVARD		15	8	35%	23
MINUTE CLINIC DIAGNOSTIC OF TN PC #64		20	3	13%	23
SOMA MEDICAL CENTER, PA #4 FLORIDA MANGO		1	22	96%	23
NORTHWEST FLORIDA COMMUNITY HOSPITAL 3RD FLOOR		21	2	9%	23
MARQUES PEDIATRICS			23	100%	23
BARTON FAMILY PRACTICE		12	11	48%	23
WOODHOUSE INC		17	6	26%	23
COMMONWEALTH OF MASSACHUSETTS			23	100%	23
CITY OF LAKE MARY EMPLOYEE HEALTH CENTER		18	5	22%	23
BAYCARE MEDICAL GROUP INC			23	100%	23
HEALTHY MINORS, LLC.		20	3	13%	23
PULSE MEDICAL GROUP INC			23	100%	23
NEW JERSEY		22	1	4%	23
VALLEY IMMEDIATE CARE		20	3	13%	23
MINUTECLINIC, LLC #4507		21	2	9%	23
WELLSTAR COBB HOSPITAL		21	2	9%	23
UNIVERSITY HILLS HEALTH AND REHABILITATION CENTER		18	5	22%	23
CORONA NYC LAB		22	1	4%	23
ORANGE PARK PEDIATRIC ASSOCIATES		10	13	57%	23
GUARDANT HEALTH		17	6	26%	23
ISLAND COAST PEDIATRICS PA		22	1	4%	23
STATEN ISLAND UNIVERSITY HOSPITAL		22	1	4%	23
NEW YORK PRESBYTERIAN - ALLEN HOSPITAL		23			23
NOBLE SENIOR LIVING		3	20	87%	23
PRIMARY CARE SPECIALISTS OF ORLANDO LLC		18	5	22%	23
EGL GENETIC DIAGNOSTICS		1	22	96%	23
REGENEXX TAMPA BAY		20	3	13%	23

COVID-19: testing by laboratory

Data through May 20, 2021 verified as of May 21, 2021 at 09:25 AM

Data in this report are provisional and subject to change.

The numbers in the table below represent the number of Florida and non-Florida residents for whom test results were received by the Department of Health. A person can be tested by more than one laboratory and can have both positive and negative results. **Therefore, the sum of the numbers in each column will be larger than the total number of people tested.**

Reporting lab	Inconclusive	Negative	Positive	Percent positive	Total
Glen Oaks Health and REhabilitation		23			23
BAYFRONT FAMILY HEALTH CENTER		3	20	87%	23
FLUSHING HOSPITAL MEDICAL CENTER		19	4	17%	23
ST CATHERINE OF SIENA HOSPITAL		21	2	9%	23
FYZAMEDICAL, LLC		15	8	35%	23
BROOKDALE WEST BOYNTON BEACH		22			22
MINUTECLINIC DIAGNOSTIC OF TEXAS LLC		20	2	9%	22
FLORIDA HOSPITAL WINTER GARDEN		17	5	23%	22
BROWNE MEDICAL		20	2	9%	22
MINUTECLINIC DIAGNOSTIC PA		19	3	14%	22
GLEN OAKS URGENT CARE		20	2	9%	22
MOBILE DIVISION LABORATORY		7	15	68%	22
OCEANSIDE URGENT CARE		22			22
HARTFORD HOSPITAL ANCILLARY LAB		17	5	23%	22
TEN HEALTHCARE		6	16	73%	22
MORNINGSIDE MANOR & VILLA ADULT CARE C		22			22
ADVENT HEALTH - KISSIMMEE		6	16	73%	22
TEXAS DEPARTMENT OF STATE HEALTH SERVICES		3	19	86%	22
YUSRA MEDICAL ASSOCIATES PA		16	6	27%	22
CVS MINUTE CLINIC DIAGNOSTIC OF TEXAS, LLC		18	4	18%	22
MARATHON HEALTH FOR LIFE		19	3	14%	22
THRIF-T DRUGS INC		20	2	9%	22
FLORIDA PEDIATRICS		6	16	73%	22
BASSETTI & ASSOCIATES, MD, PA			22	100%	22
COLUMBIA MEMORIAL HOSPITAL		22			22
VALHALLA MEDICS		22			22
HELIX DIAGNOSTICS			22	100%	22
EBEIDS MD PEDIATRICS		19	3	14%	22
SEAGRASS VILLAGE			22	100%	22
ROCKLEDEGE REGIONAL MEDICAL CENTER		17	5	23%	22
GENTIVA HEALTH SERVICES		20	2	9%	22
NAVAL MEDICAL CENTER SAN DIEGO	1		21	95%	22
MEDI STATION			22	100%	22
LEE MEMORIAL HEALTH SYSTEM D/B/A		20	2	9%	22
ST VINCENT'S URGENT CARE		19	3	14%	22
DIACARTA INC.		22			22
MINUTE CLINIC DIAGNOSTIC OF SOUTH CAROLINA		18	4	18%	22
SOLE HEALTH LLC		22			22
FLORIDA HOSPITAL LABS		12	10	45%	22
MINUTECLINIC DIAGNOSTICS MEDICAL GROUP		21	1	5%	22
KELLY'S ASSISTED LIVING FACILITY		22			22
FIRST CHOICE PEDIATRICS WINTER SPRINGS		16	6	27%	22
JOHNS HOPKINS MEDICAL LABORATORIES		1	21	95%	22
SOUTH CAROLINA DEPARTMENT OF HEALTH			22	100%	22
BIOREFERENCE LABORATORIES		8	14	64%	22
ELAN SPANISH SPRINGS		4	18	82%	22

COVID-19: testing by laboratory

Data through May 20, 2021 verified as of May 21, 2021 at 09:25 AM

Data in this report are provisional and subject to change.

The numbers in the table below represent the number of Florida and non-Florida residents for whom test results were received by the Department of Health. A person can be tested by more than one laboratory and can have both positive and negative results. **Therefore, the sum of the numbers in each column will be larger than the total number of people tested.**

Reporting lab	Inconclusive	Negative	Positive	Percent positive	Total
MINUTECLINIC, LLC #1586		15	7	32%	22
PEDIATRIC ASSOCIATES PA		17	5	23%	22
FAMILY AND AFTER HOURS CARE		22			22
OHIO CVS STORES, LLC DBA		19	3	14%	22
JEFFERSON K-12, A SOMERSET SCHOOL- CLINIC		17	4	19%	21
ST JUDE CHILDRENS RESEARCH HOSPITAL		21			21
CARESPOT EXPRESS HEALTHCARE			21	100%	21
GOOD SAMARITAN SOCIETY OF DAYTONA		16	5	24%	21
MAIMONIDES MEDICAL CENTER		18	3	14%	21
MINUTECLINIC DIAGNOSTIC OF MICHIGAN PC		20	1	5%	21
URGENT TEAM		17	4	19%	21
ARDEN COURTS OF WINTER SPRINGS		18	3	14%	21
ESTATES MEDICAL CENTER		12	9	43%	21
PRIMECARE OF DOTHAN-DALEVILLE CLINIC		16	5	24%	21
SHELBY BAPTIST MEDICAL CENTER		16	5	24%	21
WACO HHSSURGEWACO	1	17	3	14%	21
ADVENTHEALTH MEDICAL GROUP	1	14	6	29%	21
WELLSTAR NORTH FULTON HOSPITAL LABORAT		19	2	10%	21
CARENOW URGENT CARE-BRENTWOOD		15	6	29%	21
GOOD SAMARITAN MEDICAL CENTER			21	100%	21
HARLEM HOSPITAL CENTER		20	1	5%	21
INTERNATIONAL MEDICAL LABORATORY INC		21			21
TENNESSEE DEPARTMENT OF HEALTH		15	6	29%	21
REGENCY SQUARE MALL - SEARS		4	17	81%	21
Citymd Of Lacey		18	3	14%	21
URGENT CARE OF NEW YORK		20	1	5%	21
Floral Health and Rehabilitation, LLC		20	1	5%	21
GRACE WELLNESS CENTER		8	13	62%	21
BAY PEDIATRICS PA		18	3	14%	21
PICHARDO CLINIC, THE		19	2	10%	21
ROCKLEDGE FAMILY HEALTH			21	100%	21
CVS PHARMACY		1	20	95%	21
CLEVELAND CLINIC FLORIDA		1	20	95%	21
KIMBERLY J HENDERSON MD PC		20	1	5%	21
TINA'S ASSISTED LIVING FACILITY CORP		21			21
SELECT PHYSICIANS ALLIANCE		21			21
THE CANOPY AT HARPER LAKE	1	1	19	90%	21
MINUTECLINIC DIAGNOSTIC OF TN PC #566		17	4	19%	21
POINT OF CARE CLINICS PRIMARY CARE		20	1	5%	21
CLINICAL PATHOLOGY LABORATORIES SOUTHEAST			21	100%	21
RHODE ISLAND DEPARTMENT OF HEALTH			21	100%	21
WINTER PARK FAMILY PRACTICE LLC		17	4	19%	21
MC DIAGNOSTIC OF CONNECTICUT, PC #1960		21			21
UPMC CHAUTAUQUA AT WCA LABORATORY		20	1	5%	21
REDITUS LABORATORIES			20	100%	20
CARESPOT OF NOCATEE		1	19	95%	20

COVID-19: testing by laboratory

Data through May 20, 2021 verified as of May 21, 2021 at 09:25 AM

Data in this report are provisional and subject to change.

The numbers in the table below represent the number of Florida and non-Florida residents for whom test results were received by the Department of Health. A person can be tested by more than one laboratory and can have both positive and negative results. **Therefore, the sum of the numbers in each column will be larger than the total number of people tested.**

Reporting lab	Inconclusive	Negative	Positive	Percent positive	Total
MCWHORTER SCHOOL OF PHARMACY		20			20
LAKE WORTH MANOR		19	1	5%	20
DEPT OF VA MEDICAL CENTER - BAY PINES			20	100%	20
CONSOLIDATED LAB SERVICES		10	10	50%	20
ADVENTIST HEALTH SYSTEM		16	4	20%	20
FAMILY CARE CYPRESS CREEK		1	19	95%	20
MINUTE CLINIC		2	18	90%	20
MINUTECLINIC, LLC, DBA MINUTECLINIC #6		17	3	15%	20
FORT WALTON BEACH DEVELOPMENTAL CENTER		19	1	5%	20
SHIELDT3 LLC		20			20
ROBERT WOOD JOHNSON UNIVERSITY HOSP		18	2	10%	20
DAVID LAWRENCE CENTER INC		16	4	20%	20
COMMUNITY HOME HEALTH CARE		20			20
AUBURN COMMUNITY HOSPITAL		18	2	10%	20
PONCE PLAZA NURSING & REHAB CENTER		4	16	80%	20
ORLANDO FAMILY PHYSICIANS INC		14	6	30%	20
BROOKDALE MANDARIN CENTRAL		7	13	65%	20
PRIMARY CARE MEDICINE	1	13	6	30%	20
ANYTIME LAB, LLC		18	2	10%	20
PROFESSIONAL PARK PEDIATRICS PA			20	100%	20
CVS NC2357POCT HUNTERSVILLE		18	2	10%	20
CVS HEALTH, #3396		18	2	10%	20
SONORA QUEST LABORATORIES			20	100%	20
WINSHIPS PHARMACY INC		20			20
BEST MEDICAL CENTER		11	9	45%	20
CALLAWAY CLINIC		14	6	30%	20
ODYSSEY HEALTHCARE OF MARION COUNTY, LLC		19	1	5%	20
CLINIC OF PEDIATRICS & GI MEDICINE INC		1	19	95%	20
ST LUKES ROOSEVELT LABORATORY		17	3	15%	20
MEDICAL EXPRESS CORP		18	2	10%	20
BRIDGEWAY HEALTH CLINICS INC		1	19	95%	20
MC DIAGNOSTIC OF CONNECTICUT , PC # 3		18	2	10%	20
PRATTVILLE BAPTIST HOSPITAL		16	4	20%	20
VIERA FAMILY MEDICINE AND WELLNESS		16	4	20%	20
KIDSWOOD PEDIATRICS CORP		6	14	70%	20
LAKEVIEW HEALTH SYSTEMS			19	100%	19
FRUITVILLE URGENT CARE			19	100%	19
MED HEALTH SERVICES		18	1	5%	19
MICHELLE S PAGE MD PA		18	1	5%	19
NO NAME		8	11	58%	19
ASHRAF MEDICAL GROUP PLLC DBA PULSE M		18	1	5%	19
ST. JUDES LABORATORIES		13	6	32%	19
ALL PEDIATRIC CARE			19	100%	19
FOX FAMILY PRACTICE		19			19
CLERMONT ADVENTHEALTH CENTRA CARE		1	18	95%	19
LAB INTERMARKET FACILITY LAB		1	18	95%	19

COVID-19: testing by laboratory

Data through May 20, 2021 verified as of May 21, 2021 at 09:25 AM

Data in this report are provisional and subject to change.

The numbers in the table below represent the number of Florida and non-Florida residents for whom test results were received by the Department of Health. A person can be tested by more than one laboratory and can have both positive and negative results. **Therefore, the sum of the numbers in each column will be larger than the total number of people tested.**

Reporting lab	Inconclusive	Negative	Positive	Percent positive	Total
CAREHERE- LCS LEESBURG			19	100%	19
NANO HEALTH ASSOCIATES LLC		19			19
STONE WASH CLINICAL LABORATORIES		2	17	89%	19
MEDEXPRESS URGENT CARE, MOON TOWNSHIP		18	1	5%	19
BENNETT PEDIATRICS		19			19
CVS MINUTE CLINIC DIAGNOSTIC MED GRP OF CA		19			19
SARASOTA MEDICAL CENTER		8	11	58%	19
COLLEGE POINT URGENT CARE		16	3	16%	19
ANYLABTESTNOW		6	13	68%	19
WALGREENS #04176		14	5	26%	19
UC HEALTH UNIVERSITY HOSPITAL		16	3	16%	19
THE CLINIC PREMISE HEALTH		13	6	32%	19
CVS MINUTE CLINIC, LLC		15	4	21%	19
107TH PLACE GROUP HOME		19			19
STAT MEDICAL CLINIC III INC		13	6	32%	19
CVS MINUTE CLINIC DIAGNOSTIC OF WISCONSIN		19			19
AURORA UNIVERSITY WELLNESS CENTER		19			19
MASSACHUSETTS GENERAL HOSPITAL		2	17	89%	19
JACKSON NORTH MEDICAL CENTER		2	17	89%	19
BAY COUNTY HEALTH DEPARTMENT		14	5	26%	19
MINUTE CLINIC LLC #2775		18	1	5%	19
UM MILLER SCHOOL OF MEDICINE			19	100%	19
KAILOS GENETICS INC		16	3	16%	19
LOVING CARE OF THE TREASURE COAST LLC	1	13	5	26%	19
SEVEN RIVERS REGIONAL MEDICAL CENTER		5	14	74%	19
EMERALD COAST HOSPICE - CRESTVIEW		19			19
SAVANNAH STATE UNIVERSITY, COUNSELING		19			19
CORNER OAK ESTATE LLC		19			19
MC DIAGNOSTIC OF CONNECTICUT, PC #1966		19			19
FLORIDA COMMUNITY HEALTH CENTER OF ST. LUCIE		1	18	95%	19
INTEGRATED REGIONAL LABORATORIES - LARGO			19	100%	19
ROYAL PALM MEDICAL GROUP, INC		19			19
COMPREHENSIVE CHILDCARE ASSOCIATES		11	8	42%	19
ELTINGVILLE CIRCLE URGENT CARE		18	1	5%	19
ABC PEDIATRICS OF PORT ST LUCIE		17	2	11%	19
CARE POINT HEALTH & WELLNESS CENTER		19			19
BAYVIEW MEDICAL		19			19
MINUTECLINIC #788		17	2	11%	19
BAPTIST MEMORIAL HEALTH CARE		17	2	11%	19
OCEAN REEF MEDICAL CENTER, LLC			19	100%	19
CVS GA2108POCT NORCROSS		16	3	16%	19
GENOTOX LABORATORIES		16	3	16%	19
JACKSON LABORATORY FOR GENOMIC MEDICIN		19			19
MINUTE CLINIC LLC #5706		17	2	11%	19
Atlanta VAMC		14	5	26%	19
PALATKA VA CBOC		18	1	5%	19

COVID-19: testing by laboratory

Data through May 20, 2021 verified as of May 21, 2021 at 09:25 AM

Data in this report are provisional and subject to change.

The numbers in the table below represent the number of Florida and non-Florida residents for whom test results were received by the Department of Health. A person can be tested by more than one laboratory and can have both positive and negative results. **Therefore, the sum of the numbers in each column will be larger than the total number of people tested.**

Reporting lab	Inconclusive	Negative	Positive	Percent positive	Total
MD PLUS URGENT CARE, LLC			19	100%	19
CVS MINUTE CLINIC DIAG OF IND, LLC #6549		17	2	11%	19
MINUTECLINIC DIAGNOSTIC OF TN PC #6415		14	4	22%	18
BRONSON FIRE DEPARTMENT		18			18
MINUTE-CLINIC DIAGNOSTIC OF VIRGINIA, LLC #2003		15	3	17%	18
MOORINGS PARK OAKSTONE AT GREY OAKS		17	1	6%	18
MEDEXPRESS URGENT CARE- MARYLAND		15	3	17%	18
OSCEOLA ALF OPERATOR, LLC DBA□		18			18
ASCENSION ST VINCENT'S PRIMARY CARE		1	17	94%	18
IONA COLLEGE HEALTH & WELLNESS CENTER		18			18
AURORA DIAGNOSTICS		6	12	67%	18
DR PHILLIPS MEDICAL WELLNESS CENTER		13	5	28%	18
WALGREENS #06416		17	1	6%	18
Crestwood Nursing Center		8	10	56%	18
UNIVERSITY OF MIAMI MILLER SCHOOL			18	100%	18
CARENOW URGENT CARE-WEST END		13	5	28%	18
XPRESS WELLNESS URGENT CARE			18	100%	18
MADISON CORE LABORATORIES		17	1	6%	18
BERGEN NEW BRIDGE M		16	2	11%	18
MINUTECLINIC LLC #5176		15	3	17%	18
ADVENT HEALTH - WINTER HAVEN		8	10	56%	18
BAPTIST PRIMARY CARE PONTE VEDRA		12	6	33%	18
AVALON FAMILY RESORT ASSISTED LIVING LLC		18			18
CARENOW URGENT CARE-DONELSON		13	5	28%	18
MINUTECLINIC DIAGNOSTIC OF VIRGINIA, LLC #1416		17	1	6%	18
ADVENT HEALTH - ZEPHYRHILLS			18	100%	18
URGENT CARE AT LONGWOOD			18	100%	18
MINUTECLINIC #8699		14	4	22%	18
TENDER CARE ALF		18			18
BOYKIN		18			18
BROOKDALE ST AUGUSTINE		1	17	94%	18
HUNTINGTON URGENT CARE		17	1	6%	18
TPCA CLINICAL LABORATORIES		15	3	17%	18
CRANES VIEW LODGE			18	100%	18
MIRIMUS INC		1	17	94%	18
MINUTE CLINIC DIAGNOSTIC MED GRP		17	1	6%	18
MINUTECLINIC DIAGNOSTIC OF ILLINOIS LL		16	2	11%	18
PPD - IXLAYER		17	1	6%	18
NORTHERN WESTCHESTER HOSPITAL LABORATORY		16	2	11%	18
MEDEXPRESS URGENT CARE - ROBINSON TWP, STEUBENVILLE PIKE		16	2	11%	18
Terrace of Jacksonville		3	15	83%	18
ESTATES MEDICAL CENTER INC		4	14	78%	18
WALGREEN EASTERN CO, INC		18			18
FORT HAMILTON URGENT CARE		18			18
GENERAL INTERNAL MEDICINE MEDICAL CTR CLINIC		13	5	28%	18
VIGILANT HEALTHCARE		16	2	11%	18

COVID-19: testing by laboratory

Data through May 20, 2021 verified as of May 21, 2021 at 09:25 AM

Data in this report are provisional and subject to change.

The numbers in the table below represent the number of Florida and non-Florida residents for whom test results were received by the Department of Health. A person can be tested by more than one laboratory and can have both positive and negative results. **Therefore, the sum of the numbers in each column will be larger than the total number of people tested.**

Reporting lab	Inconclusive	Negative	Positive	Percent positive	Total
CVS TX7162POCT HOUSTON		18			18
CVS MINUTE CLINIC DIAGNOSTIC PA		13	5	28%	18
CABOT RESERVE ON THE GREEN		18			18
MEDEXPRESS URGENT CARE LEWISBURG		17	1	6%	18
SANTA ROSA COUNTY JAIL - WELLPATH			18	100%	18
MARION COUNTY HEALTH DEPARTMENT		17	1	6%	18
CLEVELAND CLINIC			18	100%	18
MI CASA DORADA ASSISTED LIVING FACILIT		18			18
MINUTECLINIC DIAGNOSTIC OF TN PC #643		14	4	22%	18
INTERMOUNTAIN CENTRAL LAB		1	17	94%	18
MONTEFIORE ST LUKE'S CORNWALL HOSPITAL		14	4	22%	18
LEHIGH VALLEY HOSPITAL		3	14	82%	17
BLOUNT MEMORIAL HOSPITAL		14	3	18%	17
PRIMARY CARE WALK IN CLINIC PLLC			17	100%	17
RESOLVE MOLECULAR DIAGNOSTICS		13	4	24%	17
GS LABS		16	1	6%	17
GENETIC TECHNOLOGICAL INNOVATIONS			17	100%	17
NEMOURS CHILDREN'S URGENT			17	100%	17
GNT ASSOCIATES		16	1	6%	17
MINUTECLINIC DIAGNOSTIC OF NEW MEXICO		17			17
HUDSON VALLEY HOSPITAL CENTER LABORATORY		16	1	6%	17
ACM MEDICAL LABORATORY ALLIANCE		14	3	18%	17
LILY'S PROMISE AL#12775		17			17
COAST MED URGENT CARE		16	1	6%	17
PARRISH HEALTH CENTER		14	3	18%	17
CVS MINUTE CLINIC DIAGNOSTIC OF VIRGINIA		17			17
FLORIDA KEYS CONCIERGE MEDICINE, LLC		15	2	12%	17
STARLING AT NOCATEE			17	100%	17
HEALTHCARE NOW			17	100%	17
UVMMC MICROBIOLOGY		16	1	6%	17
BLOOMINGDALE PEDIATRIC ASSOCIATES PA			17	100%	17
INHEALTH LIFE SCIENCES		6	11	65%	17
URGENT CARE WEST CLINIC		14	3	18%	17
INN AT LAKE SEMINOLE SQUARE, THE		17			17
EAR NOSE & THROAT ASSOCIATES OF MANATEE PA		17			17
UNIVERSITY HOSPITAL UC HEALTH		11	6	35%	17
COMMUNITY HEALTH OF SOUTH FLORIDA INC			17	100%	17
MINUTECLINIC DIAG OF IND, LLC #6697		15	2	12%	17
ST JOSEPH HOSPITAL		16	1	6%	17
CARE NOW, INC		13	4	24%	17
BROOKDALE CROWN POINT			17	100%	17
DIEGO FALLON MD PA		6	11	65%	17
GULF COAST VILLAGE HOME HEALTH INC		6	11	65%	17
BAY BREEZE HEALTH AND REHABILITATION CENTER		9	8	47%	17
GOLDMAN SACHS HEALTH CENTER	1	15	1	6%	17
NORTHWESTERN MEMORIAL HOSPITAL			17	100%	17

COVID-19: testing by laboratory

Data through May 20, 2021 verified as of May 21, 2021 at 09:25 AM

Data in this report are provisional and subject to change.

The numbers in the table below represent the number of Florida and non-Florida residents for whom test results were received by the Department of Health. A person can be tested by more than one laboratory and can have both positive and negative results. **Therefore, the sum of the numbers in each column will be larger than the total number of people tested.**

Reporting lab	Inconclusive	Negative	Positive	Percent positive	Total
INFEXIONSHIELD INC.		17			17
TIFT REGIONAL HEALTH SYSTEM, INC		17			17
MEDEXPRESS URGENT CARE - LAFAYETTE		16	1	6%	17
LYNN KEEFE, MD PEDIATRICS		14	3	18%	17
UNIVERSITY OF ALABAMA - FUNGAL REFERENCE LABORATORY		12	5	29%	17
BRYAN WHITFIELD MEMORIAL HOSPITAL		12	5	29%	17
MC DIAGNOSTIC OF CONNECTICUT PC #459		17			17
NORTH COUNTRY FAMILY HEALTH CENTER INC		17			17
SOMA MEDICAL CENTER PA			17	100%	17
WALGREENS #07936		16	1	6%	17
YORKVILLE PEDIATRIC URGENT CARE		17			17
CVS TX7288POCT DALLAS		13	4	24%	17
TOXUSALABS DBA CONNECTDX LABS		14	3	18%	17
MINUTECLINIC LLC (1435)		16	1	6%	17
ALBIBI		1	16	94%	17
RIVERSIDE MEDICAL GROUP		16	1	6%	17
CVS CA9715POCT THOUSAND OAKS		17			17
MARCO DRUGS AND COMPOUNDING		13	4	24%	17
UNIVERSITY LAB			17	100%	17
MINUTE CLINIC LLC #5733		17			17
MINUTECLINIC DIAGNOSTIC OF OKLAHOMA		14	3	18%	17
WELLINGTON FAMILY PRACTICE		13	4	24%	17
SRMC AVALON		9	7	44%	16
NOVALIFE MEDSPA			16	100%	16
JOSEPH MIGNOGNA		13	3	19%	16
MINNEOLA PLACE A HOMEBRIDGE COMMUNITY		16			16
ALAN L MELOTEK MD		16			16
BVL PEDIATRICS		14	2	13%	16
PARROTT MEDICAL CLINIC			16	100%	16
TMH FSU RAPID LABORATORY		2	14	88%	16
ST JOSEPH WOMENS HOSPITAL			16	100%	16
HODGES CLUSTER		2	14	88%	16
PANAMA CITY VITAS HOSPICE		16			16
MEDICINE AT LONGWOOD		16			16
NORTHWEST FLORIDA ENT, PA		5	11	69%	16
INTERNAL MEDICINE ASSOCIATES & SPECIALTIES INC		15	1	6%	16
PROMUS DIAGNOSTICS, LLC			16	100%	16
CVS PA6902POCT BRYN MAWR		14	2	13%	16
MINUTECLINIC DIAGNOSTIC OF VIRGINIA		16			16
MILLENNIUM PHYSICIAN GRP LLC NAPLES PINE RIDGE			16	100%	16
ATMORE NURSING CENTER		15	1	6%	16
FAST TRACK URGENT CARE CENTER - TYRONE			16	100%	16
OKEECHOBEE HEALTHCARE FACILITY			16	100%	16
MONTEFIORE NYACK HOSPITAL AFFILIATED LABORATORY		14	2	13%	16
ALL FLORIDA FAMILY & SPORTS MEDICINE		15	1	6%	16
XERA MED RESEARCH			16	100%	16

COVID-19: testing by laboratory

Data through May 20, 2021 verified as of May 21, 2021 at 09:25 AM

Data in this report are provisional and subject to change.

The numbers in the table below represent the number of Florida and non-Florida residents for whom test results were received by the Department of Health. A person can be tested by more than one laboratory and can have both positive and negative results. **Therefore, the sum of the numbers in each column will be larger than the total number of people tested.**

Reporting lab	Inconclusive	Negative	Positive	Percent positive	Total
MIAMI BEACH MEDICAL GROUP LLC			16	100%	16
MINUTE CLINIC LLC #1909		15	1	6%	16
Heartland Healthcare Center Boca Raton		2	14	88%	16
JS HEALTHCARE INC		16			16
MINUTE CLINIC OF KANSAS PA		9	7	44%	16
MINUTECLINIC DIAGNOSTIC OF RHODE ISLAND		13	3	19%	16
CVS MINUTE CLINIC, LLC #22		15	1	6%	16
UNIVERSITY OF MIAMI MILLER SCHOOL OF MEDICINE			16	100%	16
PRESBYTERIAN MEDICAL SERVICES		16			16
FLORIDA MEDICAL ASSOCIATES LLC		9	7	44%	16
PROHEALTH CARE ASSOCIATES MOBILE		13	3	19%	16
CULINARY INSTITUTE OF AMERICA STUDENT	3	13			16
CRUCIAL CARE		10	6	38%	16
St Joseph's Hospital & Medical Center		14	2	13%	16
INDIANA STATE DEPARTMENT OF HEALTH		1	15	94%	16
PROMEDICA LABORATORIES		11	5	31%	16
TRANSPLANT GENOMICS INC (EUROFINS)		16			16
Lab MSMC Hialeah			16	100%	16
BELLEVUE HOSPITAL CENTER DEPARTMENT		16			16
PRO HEALTH FAMILY PHYSICIANS, NYSTROM		16			16
UNAVAILABLE/UNKNOWN/NO INFORMATION FOUND			16	100%	16
STATEN ISLAND UNIVERSITY HOSPITAL SEGUINE AVE		13	3	19%	16
KETAMINE HEALTH CENTERS AT BONITA SPRINGS, LLC		16			16
BONIFAY NURSING AND REHABILITATION CENTER			16	100%	16
MORTON PLANT MEASE			16	100%	16
RICH STREET GROUP HOME		9	7	44%	16
CENTRAL JERSEY URGENT CARE OF EATONTOW		15	1	6%	16
ST AUGUSTINE PLANTATION		1	15	94%	16
NORTHWEST FLORIDA SLEEP		1	15	94%	16
VERO DIAGNOSTICS		15	1	6%	16
SUFFRIDGE DRIVE GROUP HOME		16			16
SURGERY CENTER OF CORAL GABLES LLC,THE		12	4	25%	16
MINUTE CLINIC LLC #6765		16			16
DAVITA DIALYSIS		4	12	75%	16
URGENT CARE CLINIC OF LINCOLN		14	2	13%	16
NOVANT HEALTH GOHEALTH URGENT CARE-HARRISBURG		8	8	50%	16
WALK IN URGENT CARE			15	100%	15
MINUTECLINIC DIAGNOSTICS OF IND, LLC		15			15
CVS NY491POCT JACKSON HEIGHTS		15			15
CVS HEALTH, #2043		15			15
MINUTECLINIC DIAGNOSTIC OF NEW JERSEY, LLC # 7069		15			15
SKIN WELLNESS PHYSICIANS LLC		15			15
MINUTECLINIC, LLC, DBA MINUTECLINIC #2		13	2	13%	15
DIATHERIX		13	2	13%	15
OAKMONTE VILLAGE OF DAVIE			15	100%	15
LONG ISLAND JEWISH VALLEY STREAM		14	1	7%	15

COVID-19: testing by laboratory

Data through May 20, 2021 verified as of May 21, 2021 at 09:25 AM

Data in this report are provisional and subject to change.

The numbers in the table below represent the number of Florida and non-Florida residents for whom test results were received by the Department of Health. A person can be tested by more than one laboratory and can have both positive and negative results. **Therefore, the sum of the numbers in each column will be larger than the total number of people tested.**

Reporting lab	Inconclusive	Negative	Positive	Percent positive	Total
MINUTECLINIC LLC # 3401		15			15
Hackensack Umc Mountainside		14	1	7%	15
FAMILY CARE CENTER OF ARLINGTON		10	5	33%	15
BAPTIST MEDICAL CENTER EAST		11	4	27%	15
CUSTEAD CARE CENTER HAVEN HOSPICE		12	3	20%	15
MINUTECLINIC, LLC #1492		15			15
ORLANDO HEALTH		2	13	87%	15
LEE COMMUNITY HEALTHCARE INC DUNBAR		13	2	13%	15
MEDLAB ASSOCIATES LLC		15			15
LIFE'S SPECIAL MOMENTS INC		15			15
OPTIONS FOR SENIORS INC DBA PALM KREST MANOR		12	3	20%	15
CVS NC187POCT CHARLOTTE		14	1	7%	15
MC DIAGNOSTIC OF CONNECTICUT, PC # 257		14	1	7%	15
WESTERN NEW YORK IMMEDIATE MEDICAL CAR		13	2	13%	15
GADSDEN REGIONAL MEDICAL CENTER		15			15
MEADOWCREST MOLECULAR DIAGNOSTICS, LLC			15	100%	15
ADVENTIST HEALTH SYSTEM FLORIDA DEPT OF HEALTH		9	6	40%	15
MILTON 4707		15			15
BRIDGE DIAGNOSTICS			15	100%	15
ALL 4 KIDZ PEDIATRICS		11	4	27%	15
NIGHT OWL PEDIATRICS URGENT CARE			15	100%	15
LPG PRIMARY CARE AT LABELLE		13	2	13%	15
PREMIER LABORATORY SERVICES, LLC		5	10	67%	15
FAMILY CARE			15	100%	15
IGENEX INC		15			15
NORTHSIDE HOSPITAL FORSYTH		13	2	13%	15
HEALTH MED HOME CARE, LLC		15			15
MEDEXPRESS URGENT CARE - PANTOPS		13	2	13%	15
BESSENT ROAD GROUP HOME		15			15
BROOKLYN HOSPITAL CENTER DOWNTOWN CAMPUS		15			15
BROWARD MEDICAL AND URGENT CARE		15			15
MINUTECLINIC DIAGNOSTIC OF GEORGIA, LL		12	3	20%	15
EASTLAKE PEDIATRICS - TRINITY		15			15
UNIVERSITY HOSPITALS OF CLEVELAND		9	6	40%	15
SOMA MEDICAL CENTER, P.A.			15	100%	15
WELLMED AT PORT ST LUCIE WEST		10	5	33%	15
HAVEN HOSPICE IN CHIEFLAND		9	6	40%	15
SUNCOAST COMMUNITY HEALTH CENTERS INC		4	11	73%	15
RICHMOND UNIVERSITY MEDICAL CENTER		12	3	20%	15
CARDIOTHORACIC SURGERY OF HYDE PARK			15	100%	15
MINUTE CLINIC LLC #10203		12	3	20%	15
LAKE CO SCHOOLS EMPLOYEE HEALTH & WELLNESS CENTER	1	11	3	20%	15
CVS GA2147POCT KENNESAW		11	4	27%	15
OPIS ISLAND LAKE CENTER		13	2	13%	15
MONTEFIORE MEDICAL CENTER LABORATORIES - WEILER		11	4	27%	15
MEDI-DRUG INC		13	2	13%	15

COVID-19: testing by laboratory

Data through May 20, 2021 verified as of May 21, 2021 at 09:25 AM

Data in this report are provisional and subject to change.

The numbers in the table below represent the number of Florida and non-Florida residents for whom test results were received by the Department of Health. A person can be tested by more than one laboratory and can have both positive and negative results. **Therefore, the sum of the numbers in each column will be larger than the total number of people tested.**

Reporting lab	Inconclusive	Negative	Positive	Percent positive	Total
MEDEXPRESS URGENT CARE-ALTOONA		13	2	13%	15
HOLLEY-NAVARRE MEDICAL CLINIC		5	10	67%	15
PATHLINE			15	100%	15
MADISON COUNTY HEALTH DEPARTMENT		8	7	47%	15
FLORIDA DEPARTMENT OF HEALTH IN HILLSBOROUGH COUNTY		1	14	93%	15
AJU GEORGE MD PA			15	100%	15
CVS TX8321POCT MCKINNEY		15			15
MEDEXPRESS URGENT CARE - BENTON HARBOR		14	1	7%	15
MINUTECLINIC DIAGNOSTIC OF TN, PC 6438		13	2	13%	15
DELIVER MY MEDS CORP		15			15
TELEVISIT MALABAR PEDIATRICS		5	10	67%	15
HIRAM COLLEGE HEALTH CENTER (ABBOTT)		13	2	13%	15
MIRACLE ALF INC		15			15
Astoria Health and Rehab		15			15
MEDLABS DIAGNOSTICS		11	4	27%	15
RUSSELL MEDICAL CENTER		13	2	13%	15
CVS TN2179POCT MURFREESBORO		14	1	7%	15
MINUTECLINIC, DIAGNOSTIC OF TEXAS, LL		14	1	7%	15
SARASOTA - ROBERT L TAYLOR COMMUNITY CENTER		1	14	93%	15
MINUTECLINIC DIAGNOSTIC OF NORTH CAROLINA, PC		14	1	7%	15
SINAI HOSPITAL OF BALTIMORE		15			15
CVS MINUTE CLINIC DIAGNOSTIC		14	1	7%	15
HEALTHFIRST ADVENT HEALTH CENTRA CARE COCOA BEACH			14	100%	14
BOCA SIMON		2	12	86%	14
DYNAMIC DNA LAB		1	13	93%	14
MEDHELP LAKESHORE PC		12	2	14%	14
MINUTECLINIC 7196		13	1	7%	14
MELBOURNE FAMILY PRACTICE		12	2	14%	14
WELLMED AT SOUTH PARSONS		11	3	21%	14
LUCID DIAGNOSTICS LABS			14	100%	14
CARE ATC			14	100%	14
ALASKA PUBLIC HEALTH LAB		1	13	93%	14
ADVENTHEALTH MEDICAL GROUP INTERNAL MEDICINE		11	3	21%	14
RIVERSIDE COTTAGES AT THE SHORES, LLC			14	100%	14
CAN COMMUNITY HEALTH, INC		12	2	14%	14
CVS TN5639POCT FARRAGUT		11	3	21%	14
MINUTE CLINIC DIAGNOSTIC OF NORTH CAROLINA		13	1	7%	14
SOUTHEASTERN LABORATORY			14	100%	14
ADVICE FOR OPTIMAL WELLNESS		11	3	21%	14
MINUTECLINIC DIAGNOSTIC OF MAINE, LLC		12	2	14%	14
MINUTECLINIC DIAGNOSTIC OF TN, PC 4992		14			14
NORTHEAST PEDIATRICS			14	100%	14
MINUTECLINIC, LLC, MINUTECLINIC #7637		12	2	14%	14
HAVEN HOSPICE			14	100%	14
FAMILY PRACTICE ON THE GO		6	8	57%	14
TALLAHASSEE PRIMARY CARE ASSOCIATES PA		12	2	14%	14

COVID-19: testing by laboratory

Data through May 20, 2021 verified as of May 21, 2021 at 09:25 AM

Data in this report are provisional and subject to change.

The numbers in the table below represent the number of Florida and non-Florida residents for whom test results were received by the Department of Health. A person can be tested by more than one laboratory and can have both positive and negative results. **Therefore, the sum of the numbers in each column will be larger than the total number of people tested.**

Reporting lab	Inconclusive	Negative	Positive	Percent positive	Total
Solaris Healthcare Pensacola			14	100%	14
RDX BIOSCIENCE INC		11	3	21%	14
MINUTECLINIC DIAGNOSTIC OF TN, PC 6304		12	2	14%	14
HAPPY KIDZ PEDIATRICS PL		13	1	7%	14
EAST GEORGIA REGIONAL MEDICAL CENTER		13	1	7%	14
PIEDMONT ATHENS REGIONAL MEDICAL		12	2	14%	14
SIGMUND LABS LLC		14			14
MHHS All Lab Subsection		14			14
STEWARD MELBOURNE HOSPITAL, INC	1		13	93%	14
FG RAPID RESULTS LLC		8	6	43%	14
MINUTECLINIC, LLC, DBA MINUTECLINIC #6106		12	2	14%	14
TLC FAMILY CARE HOME INC		14			14
PT&J REHAB - VILLAGE OF ROYAL PALM BEACH		12	2	14%	14
MY WELLNESS EXPRESS			14	100%	14
EXPRESS CARE OF TAMPA BAY		9	5	36%	14
MC DIAGNOSTIC OF CONNECTICUT, PC #1043		14			14
DESOTO HEALTH AND REHAB LLC		9	5	36%	14
METHODIST MEDICAL CENTER		11	3	21%	14
EFFINGER HEALTH, PA		14			14
MINUTE-CLINIC DIAGNOSTIC OF VIRGINIA, LLC		14			14
MINUTECLINIC DIANOSTIC OF VIRGINIA, LL		13	1	7%	14
MED TECH SERVICES OF PALM BEACH INC		14			14
BAPTIST HEALTH			14	100%	14
SOUTHEASTERN UNIVERSITY INC		14			14
TAPESTRY TALLAHASSEE WALDEN		14			14
CITY OF WEST PALM BEACH EMPLOYEE & FAMILY HEALTH		14			14
ACCESS HOME HEALTH OF FLORIDA LLC		14			14
SUMMIT ATLANTIC SURGERY CENTER		14			14
DYNAMIC HEALTH CENTERS INC		9	5	36%	14
MERCY MEDICAL CENTER		7	7	50%	14
POLK CHD BARTOW		13	1	7%	14
EPIPHANY HEALTH		8	6	43%	14
ARNOT OGDEN MEDICAL CENTER LABORATORY		14			14
DIAMOND SPEEDWAY DIALYSIS		1	13	93%	14
The Evangelical Lutheran Good Samaritan Society		14			14
CVS HEALTH MINUTE CLINIC		1	13	93%	14
CVS TN5601POCT LENOIR CITY		12	2	14%	14
ST CLOUD MEDICAL GROUP		12	2	14%	14
MINUTECLINIC MINUTECLINIC #8505		12	2	14%	14
FAMILY MEDICINE OF WESTON LLC		6	8	57%	14
QUEENS UNIVERSITY OF CHARLOTTE		14			14
HORIZON MEDICAL GROUP		12	2	14%	14
CENTRAL JERSEY URGENT CARE		13	1	7%	14
PHELPS HOSPITAL LABORATORY		12	2	14%	14
MINUTECLINIC, LLC #4682		9	5	36%	14
CVS TX8387POCT AUSTIN		14			14

COVID-19: testing by laboratory

Data through May 20, 2021 verified as of May 21, 2021 at 09:25 AM

Data in this report are provisional and subject to change.

The numbers in the table below represent the number of Florida and non-Florida residents for whom test results were received by the Department of Health. A person can be tested by more than one laboratory and can have both positive and negative results. **Therefore, the sum of the numbers in each column will be larger than the total number of people tested.**

Reporting lab	Inconclusive	Negative	Positive	Percent positive	Total
MC DIAGNOSTIC OF CONNECTICUT, PC #114		14			14
CVS CA9113POCT CHULA VISTA		14			14
DOCTORS EXPRESS OF ST PETERSBURG		4	10	71%	14
NEW YORK PRESBYTERIAN - LOWER MANHATTAN		14			14
MINUTECLINIC DIAGNOSTIC OF TN PC #386		12	1	8%	13
BROOKDALE DELAND			13	100%	13
DEVEREUX FLORIDA CHILDRENS CENTER			13	100%	13
ESCAMBIA COMMUNITY CLINIC		2	11	85%	13
MINUTECLINIC DIAGNOSTIC OF SC, LLC #4		12	1	8%	13
PHASE2 LABS	2	9	2	15%	13
SOMA MEDICAL CENTER PA #4			13	100%	13
CVS GA3766POCT DACULA		11	2	15%	13
MEDEXPRESS URGENT CARE - SALEM		9	4	31%	13
MISSOURI DEPARTMENT OF HEALTH AND SENIOR SERVICES			13	100%	13
URGENT MEDICAL CENTER INC		5	8	62%	13
HARBOR CHASE OF JACKSONVILLE			13	100%	13
QHG OF ENTERPRISE INC (DBA MEDICAL CTR		13			13
HEART OF FLORIDA HEALTH CENTER INC		5	8	62%	13
MODMD LABORATORY		13			13
SANDGATE GARDENS REHAB & NURSING CENTER		3	10	77%	13
CORAL LANDING ASSISTED LIVING		11	2	15%	13
CVS MINUTE CLINIC DIAGNOSTIC PA #3060		11	2	15%	13
BARRANCO CLINIC,THE	3	9	1	8%	13
ST CLOUD COMPOUNDING PHARMACY & WELLNESS CENTER		12	1	8%	13
MOODY MANOR		13			13
CAPE CORAL URGENT CARE		9	4	31%	13
MINUTE CLINIC LLC #O169		11	2	15%	13
MAINSTREET FAMILY SELECT		1	12	92%	13
GLENBROOKE AT PALM BAY			13	100%	13
SHELBY COUNTY HEALTH CARE CORPORATION		10	3	23%	13
OPTUM PRIMARY CARE		2	11	85%	13
CVS SC2736POCT MURRELLS INLET		10	3	23%	13
ORCHID COVE		3	10	77%	13
WALGREENS # 03608		9	4	31%	13
CVS MINUTE CLINIC DIAGNOSTIC OF TN #3293		12	1	8%	13
AVALON MEDICAL WALK IN CLINIC			13	100%	13
GULF COAST MEDICAL GROUP		5	8	62%	13
RED MOUNTAIN DIAGNOSTICS		13			13
MINUTE CLINIC DIAGNOSTIC OF SC, LLC #42		12	1	8%	13
Signature Healthcare of Savannah		13			13
WANTAGH URGENT CARE		10	3	23%	13
CROSS CARE CENTER			13	100%	13
CVS MA6505POCT NEWTON		13			13
CURATIVE		1	12	92%	13
MINUTECLINIC, LLC #244		12	1	8%	13
MINUTECLINIC DIAGNOSTIC OF VIRGINIA, LLC #255		13			13

COVID-19: testing by laboratory

Data through May 20, 2021 verified as of May 21, 2021 at 09:25 AM

Data in this report are provisional and subject to change.

The numbers in the table below represent the number of Florida and non-Florida residents for whom test results were received by the Department of Health. A person can be tested by more than one laboratory and can have both positive and negative results. **Therefore, the sum of the numbers in each column will be larger than the total number of people tested.**

Reporting lab	Inconclusive	Negative	Positive	Percent positive	Total
MINUTECLINIC DIAGNOSTIC OF MINNESOTA		12	1	8%	13
CVS OH3301POCT WOODMERE		13			13
PARKWEST MEDICAL CENTER		11	2	15%	13
AVENTURA HOSPITAL AND MEDICAL CENTER			13	100%	13
IN-OFFICE LAB		12	1	8%	13
ROCKLEDGE		3	10	77%	13
EAR NOSE AND THROAT ASSOCIATES OF MANATEE, P.A.		10	3	23%	13
CARENOW URGENT CARE-HERMITAGE		9	4	31%	13
MEYER PEDIATRICS CHTD		11	2	15%	13
COMPASS URGENT CARE		8	5	38%	13
CLEVELAND TENNESSEE HOSPITAL COMPANY		11	2	15%	13
CVS NC7213POCT MATTHEWS		10	3	23%	13
CVS NY549POCT RIDGEWOOD		10	3	23%	13
MEDEXPRESS URGENT CARE MONACA		13			13
AFC URGENT CARE - CEDAR GROVE		11	2	15%	13
CONSULATE HEALTH CARE OF PENSACOLA			13	100%	13
MINUTE CLINIC, LLC #4650		11	2	15%	13
VA Primary Care Clinic at Meharry		12	1	8%	13
MINUTECLINIC DIAGNOSTIC OF ILLINOIS		11	2	15%	13
MEDEXPRESS URGENT CARE - CHRISTIANBURG		9	4	31%	13
SAMARITAN MEDICAL CENTER		13			13
LANE PEDIATRICS PA		1	12	92%	13
CLINICAL LABORATORY SERVICES			13	100%	13
Sunnyside Care Center		13			13
CVS PA1671POCT LANCASTER		13			13
LAKELAND REGIONAL HEALTH GRASSLANDS		12	1	8%	13
CVS MINUTE CLINIC DIAGNOSTIC MED GRP OF SAN		11	2	15%	13
WALGREEN #6538		13			13
THE PLAZA AT PARKSQUARE		13			13
ALBION COLLEGE (ABBOTT)		13			13
NAPLES GREEN VILLAGE		12	1	8%	13
FLORIDA STATE HOSPITAL			13	100%	13
VILLA OF KINGS AND QUEENS OF DELRAY		13			13
LAKELAND VOLUNTEERS IN MEDICINE INC		10	3	23%	13
THOMAS JEFFERSON UNIVERSITY HOSPITAL		4	9	69%	13
MINUTE CLINIC DIAGNOSTIC OF VIRGINIA, LLC #1905		13			13
NATIONAL GENETICS INST LABCORP		4	9	69%	13
ORMOND MEDICAL ARTS		3	10	77%	13
MEDEXPRESS URGENT CARE-LATROBE		12	1	8%	13
BETH ISRAEL MEDICAL CENTER LABS		12	1	8%	13
MINUTE CLINIC, LLC #1434		12	1	8%	13
SOUTHEAST FAMILY HEALTHCARE CENTER			13	100%	13
CVS TX8351POCT BEAUMONT		11	2	15%	13
VALDOSTA FAMILY MEDICINE		1	12	92%	13
WORLD WRESTLING ENTERTAINMENT			13	100%	13
COLLIER HMA PHYSICIAN MANAGEMENT, LLC		2	11	85%	13

COVID-19: testing by laboratory

Data through May 20, 2021 verified as of May 21, 2021 at 09:25 AM

Data in this report are provisional and subject to change.

The numbers in the table below represent the number of Florida and non-Florida residents for whom test results were received by the Department of Health. A person can be tested by more than one laboratory and can have both positive and negative results. **Therefore, the sum of the numbers in each column will be larger than the total number of people tested.**

Reporting lab	Inconclusive	Negative	Positive	Percent positive	Total
ACADIAN DIAGNOSTIC LABORATORIES		8	4	33%	12
FLORIDA DEPT OF HEALTH		4	8	67%	12
CVS NC2313POCT RALEIGH		10	2	17%	12
GENESIS		8	4	33%	12
ST. PETERSBURG PEDIATRICS			12	100%	12
MINUTE CLINIC LLC # 2033		10	2	17%	12
CFS WELLNESS AND MED SPA LLC			12	100%	12
VIBRANT AMERICA		10	2	17%	12
CARE FAST MURABELLA		7	5	42%	12
PASSPORT HEALTH			12	100%	12
TMH PHYSICIAN PARTNERS - MONTICELLO		10	2	17%	12
IREPERTOIRE_MOL_LAB		12			12
MEDEXPRESS URGENT CARE CHARLESTON		8	4	33%	12
CULVER-STOCKTON COLLEGE		10	2	17%	12
EMORY JOHNS CREEK HOSPITAL		12			12
LONGWOOD PEDIATRICS LLC			12	100%	12
CARROLL GARDENS URGENT CARE		12			12
URGENT TEAM MANAGEMENT OF TENNESSEE		10	2	17%	12
COLLIER COUNTY HEALTH DEPT.		7	5	42%	12
BAYONET POINT HOSPITAL			12	100%	12
DEPARTMENT OF PUBLIC HEALTH		12			12
JOHN W NORRIS III MD PA	1		11	92%	12
Rosewood Healthcare and Rehabilitation Center		5	7	58%	12
MED + URGENT MEDICAL CARE SERVICES		11	1	8%	12
MINUTECLINIC DIAGNOSTIC OF RHODE ISLAN		12			12
MONROE COUNTY HOSPITAL		9	3	25%	12
Lady Lake Specialty Care			12	100%	12
AMERICAN HOUSE FORT MYERS		12			12
BRITO MEDICAL CENTER		10	2	17%	12
IMMUNOGENOMICS LLC		8	4	33%	12
DOCTORS HOSPITAL LAB MEDICAL OFFICE BUILDING			12	100%	12
CHELSEA NYC LAB		12			12
BROOKDALE CITRUS			12	100%	12
Highland Pines Health and Rehab		11	1	8%	12
LEON CHD		12			12
MEDEXPRESS URGENT CARE - FORT WORTH S		10	2	17%	12
MINUTECLINIC #8760		12			12
STUYVESANT URGENT CARE		12			12
LIFE CARE OF PORT SAINT LUCIE		3	9	75%	12
DES PLAINES CLINICAL LAB		3	9	75%	12
ILLINOIS DEPARTMENT OF PUBLIC HEALTH		2	10	83%	12
CARLOS PORTU MD, PLLC			12	100%	12
CVS SC7556POCT WEST COLUMBIA		11	1	8%	12
MINUTECLINIC DIAGNOSTIC OF NEW JERSEY,		11	1	8%	12
LAB UNKNOWN		1	11	92%	12
MERCY HEALTH—MUSKEGON		7	5	42%	12

COVID-19: testing by laboratory

Data through May 20, 2021 verified as of May 21, 2021 at 09:25 AM

Data in this report are provisional and subject to change.

The numbers in the table below represent the number of Florida and non-Florida residents for whom test results were received by the Department of Health. A person can be tested by more than one laboratory and can have both positive and negative results. **Therefore, the sum of the numbers in each column will be larger than the total number of people tested.**

Reporting lab	Inconclusive	Negative	Positive	Percent positive	Total
MINUTECLINIC DIAGNOSTIC OF PA, LLC (1036)		10	2	17%	12
WOODLAND TOWERS		6	6	50%	12
MINUTECLINIC DIAGNOSTIC OF TN PC #5671		8	4	33%	12
MEDEXPRESS URGENT CARE - MAPLE DRIVE		11	1	8%	12
FLORIDA DEPARTMENT OF HEALTH WASHINGTON COUNTY		7	5	42%	12
MINUTECLINIC, LLC, DBA MINUTECLINIC #4		11	1	8%	12
SENIOR HOME CARE INC		12			12
MERIDIAN AT WATERWAYS, THE		10	2	17%	12
BENSONHURST URGENT CARE		11	1	8%	12
M12297090CV HOLLAND-23D2189684		12			12
FAMILY HEALTH CENTER AT PORT ST JOHN		4	8	67%	12
HEWLETT URGENT CARE, PLLC		12			12
MEDEXPRESS URGENT CARE - MONROE		12			12
VERITAS RESEARCH CORP			12	100%	12
MEDEXPRESS URGENT CARE - BEECH GROVE		11	1	8%	12
ACCENTCARE		12			12
FAMILY MEDICINE AT LONGWOOD			12	100%	12
Westchester General Hospital			12	100%	12
SUMTER COUNTY HEALTH DEPARTMENT		7	5	42%	12
GULF COAST REGIONAL BLOOD CENTER			12	100%	12
SUWANNEE COUNTY JAIL		11	1	8%	12
THE POTTER'S HOUSE AT CANNON POINT		12			12
MEDPRO URGENT CARE CENTER INC		12			12
HNL LAB MEDICINE		9	3	25%	12
ST PETER'S UNIVERSITY HOSPITAL		9	3	25%	12
FHCP-PORT ORANGE		3	9	75%	12
GUIDANCE / CARE CENTER, INC		12			12
MAINE DEPARTMENT OF HEALTH AND HUMAN SERVICES			12	100%	12
ALL CHILDREN'S HOSPITAL DEPT OF GENERAL PEDIATRICS			12	100%	12
MINUTECLINIC DIAGNOSTIC OF TN PC #240		10	2	17%	12
PUTNAM COUNTY HEALTH DEPARTMENT		12			12
BROWARD DIALYSIS			12	100%	12
NYU WINTHROP LABORATORY		12			12
IMMACULATE HOUSE AT COUNTRYSIDE		12			12
MINUTE-CLINIC DIAGNOSTIC OF VIRGINIA,		11	1	8%	12
CVS MA594POCT FALMOUTH		11	1	8%	12
WINKLER COURT		10	2	17%	12
ORLANDO FAMILY MEDICAL INC		12			12
FAMILY MEDICINE AT HUNTERS CREEK		12			12
SAMARITAN HOSPITAL LABORATORY		11	1	8%	12
METALABDX		12			12
FAMILY PRACTICE OF DAVIE INC			12	100%	12
MAURY REGIONAL HOSPITAL		6	6	50%	12
APPLE DIAGNOSTICS LAB		5	7	58%	12
ADVENTHEALTH MEDICAL GROUP CARE CLINIC AT		8	4	33%	12
PALM BEACH PATHOLOGY		9	3	25%	12

COVID-19: testing by laboratory

Data through May 20, 2021 verified as of May 21, 2021 at 09:25 AM

Data in this report are provisional and subject to change.

The numbers in the table below represent the number of Florida and non-Florida residents for whom test results were received by the Department of Health. A person can be tested by more than one laboratory and can have both positive and negative results. **Therefore, the sum of the numbers in each column will be larger than the total number of people tested.**

Reporting lab	Inconclusive	Negative	Positive	Percent positive	Total
GLEN OAKS HEALTH AND REHABILITATION CENTER			12	100%	12
GEORGE W FERGUSON MD-CONCIERGE MEDICAL SERVICES PL		11	1	8%	12
VITALANT		1	11	92%	12
PANCARE HEALTH - WEWA ELEMENTARY			12	100%	12
CVS MINUTE CLINIC DIAGNOSTIC OF TEXAS,LLC		10	2	17%	12
VILLA HEALTH NH LLC		10	2	17%	12
COLISEUM MED CTR LLC/COLISEUM MED CTRS		9	3	25%	12
OHIO STATE UNIVERSITY MEDICAL CENTER			12	100%	12
ONEIDA HEALTHCARE CENTER		9	2	18%	11
SEMINOLE COUNTY CORRECTIONAL FACILITY		1	10	91%	11
KIDSVILLE PEDIATRICS			11	100%	11
ASSOCIATES IN MEDICINE		7	4	36%	11
CARINGTON MANOR		11			11
BIOTECH CLINICAL LABORATORIES, INC.		1	10	91%	11
THE MARY IMOGENE BASSETT HOSPITAL		11			11
CVS TX7827POCT ROUND ROCK		11			11
WINDSOR OF GAINESVILLE		11			11
REDMED CLINIC OF ARLINGTON		10	1	9%	11
MINUTECLINIC DIAGNOSTIC OF SC, LLC #7		9	2	18%	11
CVS MD2956POCT NEW MARKET		10	1	9%	11
MEDICAL CENTER AFFILIATES WEST PALM			11	100%	11
CLAYMED OF NORTH FLORIDA			11	100%	11
BERRYHILL MANOR		11			11
MINUTECLINIC LLC #5010		9	2	18%	11
NEW HAMPSHIRE DEPARTMENT OF HEALTH AND HUMAN SERVICES		3	8	73%	11
COMMUNITY MEDICAL AND DENTAL CARE INC		11			11
PINELLAS COUNTY HEALTH DEPARTMENT		2	9	82%	11
CVS CA9165POCT SAN DIEGO		11			11
NIGHT LITE PEDIATRICS CENTER, LLC		1	10	91%	11
CHARLOTTE COUNTY HEALTH DEPARTMENT	1	5	5	45%	11
MONROE COUNTY FIRE RESCUE		10	1	9%	11
PRIME MEDICAL CARE, LLC		11			11
CVS SC7334POCT LEXINGTON		10	1	9%	11
WATSON HEALTHCARE		8	3	27%	11
TELEVISIT PALM BAY FAMILY PRACTICE		9	2	18%	11
STPET		9	2	18%	11
NHC HealthCare Anniston		11			11
CVS NC3319POCT CHARLOTTE		8	3	27%	11
CVS NC7051POCT WAKE FOREST		11			11
WINTER PARK CARE AND REHABILITATION			11	100%	11
NASCAR EVENT MANAGEMENT, LLC		11			11
CROSSROADS URGENT CARE, PLLC		11			11
PHOEBE PUTNEY MEMORIAL HOSPITAL		11			11
LUXOR SCIENTIFIC LLC		1	10	91%	11
ST VINCENT'S ST CLAIR		8	3	27%	11
FHPG_EXP CARE W HILLSBOROUGH		1	10	91%	11

COVID-19: testing by laboratory

Data through May 20, 2021 verified as of May 21, 2021 at 09:25 AM

Data in this report are provisional and subject to change.

The numbers in the table below represent the number of Florida and non-Florida residents for whom test results were received by the Department of Health. A person can be tested by more than one laboratory and can have both positive and negative results. **Therefore, the sum of the numbers in each column will be larger than the total number of people tested.**

Reporting lab	Inconclusive	Negative	Positive	Percent positive	Total
CAREATC NEXTERA HEALTH CENTER / GO			11	100%	11
MOUNT DORA PEDIATRICS		9	2	18%	11
ACCESS MEDICAL LABORATORIES INC		8	3	27%	11
MEDEXPRESS URGENT CARE PARKERSBURG		9	2	18%	11
CVS M08590POCT KANSAS CITY		7	4	36%	11
UNIVERSITY MEDICAL CENTER		8	3	27%	11
EXPRESS TEST			11	100%	11
LONG ISLAND JEWISH FOREST HILLS HOSPITAL		11			11
MINUTE CLINIC DIAG OF IND LLC #8674		11			11
BAYSIDE URGENT CARE CENTER INC		1	10	91%	11
PHYSICIANS REGIONAL MEDICAL CTR - COLLIER BLVD			11	100%	11
CVS SC4286POCT EASLEY		5	6	55%	11
ATHENS VETERINARY DIAGNOSTIC LABORATOR		11			11
SEMORAN FAMILY HEALTH LLC		10	1	9%	11
MICHIGAN DEPARTMENT OF COMMUNITY HEALTH		1	10	91%	11
URGENT CARE CENTER AT PINNACLE		4	7	64%	11
PRIMECARE ACQUISITION FAMILY PRACTICE INC		11			11
ELLIS HOSPITAL LABORATORY		10	1	9%	11
FRESENIUS KIDNEY CARE DUNEDIN			11	100%	11
CARENOW URGENT CARE-MT JULIET		8	3	27%	11
GENOPTIX MEDICAL LABORATORY		10	1	9%	11
MEDEXPRESS URGENT CARE - WINCHESTER GATEWAY		9	2	18%	11
CVS GA2236POCT WOODSTOCK		11			11
WALK IN MEDICAL URGENT CARE PC		11			11
APPALACHIAN REGIONAL HEALTHCARE SYSTEM		10	1	9%	11
MINUTE CLINIC LLC #4017		11			11
NORTH OKALOOSA PHYSICIAN GROUP		10	1	9%	11
CVS CT2210POCT RIVERSIDE		11			11
TROPICANA		5	6	55%	11
CVS CA9963POCT SAN DIEGO		11			11
UMHC/SYLVESTER AT KENDALL		1	10	91%	11
AZALEA HEALTH		2	9	82%	11
45TH 1		11			11
URGENT TEAM - HUNTSVILLE		9	2	18%	11
JOHNS HOPKINS ALL CHILDRENS			11	100%	11
St. Annes Nursing Center, St. Annes Residence, Inc.		11			11
URGENT CARE OF LONGWOOD		1	10	91%	11
USCG ABBOTT BINAXNOW		6	5	45%	11
METHODIST HOSPITAL			11	100%	11
UF HEALTH		1	10	91%	11
CREATIVE TESTING SOLUTIONS		4	7	64%	11
ORLANDO HEALTH PHYSICIAN ASSOCIATES		4	7	64%	11
CVS TX7151POCT HUMBLE		9	2	18%	11
ASSOCIATES MD CYPRESS CREEK			11	100%	11
JBSA-SAM HOUSTON			11	100%	11
VIRTUA WEST JERSEY HOSPITAL VOORHEES		9	2	18%	11

COVID-19: testing by laboratory

Data through May 20, 2021 verified as of May 21, 2021 at 09:25 AM

Data in this report are provisional and subject to change.

The numbers in the table below represent the number of Florida and non-Florida residents for whom test results were received by the Department of Health. A person can be tested by more than one laboratory and can have both positive and negative results. **Therefore, the sum of the numbers in each column will be larger than the total number of people tested.**

Reporting lab	Inconclusive	Negative	Positive	Percent positive	Total
VITAS HEALTH INC		5	6	55%	11
NORTH PINELLAS CHILDRENS MEDICAL CENTER INC			11	100%	11
CARENOW URGENT CARE-GREEN HILLS		10	1	9%	11
AIM LABORATORIES			11	100%	11
WHEELER LABORATORY		10	1	9%	11
MINUTECLINIC DIAG OF IND, LLC #2387		9	2	18%	11
CARENOW URGENT CARE - EAST NASHVILLE		9	2	18%	11
TRIDENT BIOMETRICS		10	1	9%	11
BOCA RATON REGIONAL HOSPITAL LAB			11	100%	11
DMH STEINHATCHEE FAMILY MEDICINE		8	3	27%	11
CREATIVE PHARMACY SOLUTIONS EAST		11			11
MINUTECLINIC, LLC #1470		10	1	9%	11
CVS PA233POCT NEWTOWN SQUARE		11			11
WALK-IN MEDICAL CARE			11	100%	11
RIVERVIEW REGIONAL MEDICAL CENTER		9	2	18%	11
NIGHT LITE PEDIATRICS CENTER		1	10	91%	11
CVS CT1123POCT SOUTHURY		11			11
THE TERRACE OF SAINT CLOUD		9	2	18%	11
CUMBERLAND HEIGHTS		11			11
ALCOVE ASSISTED LIVING FACILITY		11			11
UNIVERSITY CENTRA CARE		10	1	9%	11
HEALTH NETWORK LABORATORIES		7	4	36%	11
ILLINOIS DEPT OF PUBLIC HEALTH LAB - SPRINGFIELD			11	100%	11
WEST DADE PEDIATRICS			11	100%	11
SEACOAST PATHOLOGY PROFESSIONAL ASSOC		10	1	9%	11
MEDICAL ASSOCIATES OF ENGLEWOOD PC		10	1	9%	11
CVS MA1022POCT CAMBRIDGE		10			10
MINUTECLINIC DIAGNOSTIC OF NORTH CAROLINA PC #5341		7	3	30%	10
PBC PREMIER FAMILY HEALTH			10	100%	10
DEPT OF VA MEDICAL CENTER - RICHMOND		9	1	10%	10
ELEMENT PRIMARY CARE LLC		9	1	10%	10
WALGREENS #07589		9	1	10%	10
CVS CT1109POCT BETHEL		10			10
EMERGENCY MEDICAL CENTER		4	6	60%	10
ORLANDO MEDICAL CENTER PL		1	9	90%	10
MEDEXPRESS URGENT CARE - FAYETTEVILLE		8	2	20%	10
CVS PHARMACY #8800		8	2	20%	10
MEDEXPRESS URGENT CARE-PETERS TWP		9	1	10%	10
SARASOTA PERSONAL MEDICINE		7	3	30%	10
JOHN T MATHER MEMORIAL HOSPITAL LABORATORY		9	1	10%	10
BELLE GLADES HEALTH CLINIC			10	100%	10
MINUTECLINIC DIAGNOSTIC OF OHIO #3407		9	1	10%	10
NORTHSHORE UNIVERSITY HEALTHSYSTEM EVANSTON HOSPITAL LAB			10	100%	10
WELLSTAR WEST GEORGIA MEDICAL CENTER		9	1	10%	10
SOMA MEDICAL CENTER MD PA #7 PEDIATRICS			10	100%	10
PALMS WEST HOSPITAL			10	100%	10

COVID-19: testing by laboratory

Data through May 20, 2021 verified as of May 21, 2021 at 09:25 AM

Data in this report are provisional and subject to change.

The numbers in the table below represent the number of Florida and non-Florida residents for whom test results were received by the Department of Health. A person can be tested by more than one laboratory and can have both positive and negative results. **Therefore, the sum of the numbers in each column will be larger than the total number of people tested.**

Reporting lab	Inconclusive	Negative	Positive	Percent positive	Total
HEALTH AND WELLNESS CENTER		1	9	90%	10
LAKE BALDWIN CBOC		9	1	10%	10
NORTHSIDE HOSPITAL ATLANTA		4	6	60%	10
DAU ORTHODONTICS		9	1	10%	10
MINUTECLINIC, LLC #09202		8	2	20%	10
BETTER AT HOME		10			10
EAST SIDE CLINICAL LABORATORY		8	2	20%	10
VETERANS AFFAIRS MEDICAL CENTER - OUTPATIENT			10	100%	10
CORONA PATHOLOGY		10			10
BROWARD HEALTH CARE			10	100%	10
MEDEXPRESS URGENT CARE - WASHINGTON		8	2	20%	10
TENNESSEE DEPARTMENT OF HEALTH (TDH) - CENTRAL LABORATORY		2	8	80%	10
MEDICAL LABORATORY DIAGNOSTICS			10	100%	10
ISLAND COAST PEDIATRICS IN-HOUSE LAB		10			10
SUPERIOR RESIDENCES OF CLERMONT		2	8	80%	10
CVS PHARMACY NO 274		9	1	10%	10
MINUTECLINIC DIAGNOSTIC OF NORTH CAROLINA PC #7054		7	3	30%	10
SOUTHEASTERN PEDIATRIC ASSOCIATES			10	100%	10
ROSEMONT GARDENS INC		9	1	10%	10
FLEMING ISLAND CENTER FOR CLINICAL RESEARCH		10			10
GILCHRIST COUNTY FIRE DEPARTMENT		4	6	60%	10
Chestnut Park Rehabilitation and Nursing Center		10			10
CHILDREN'S HEALTHCARE OF ATLANTA/EGLESTON		10			10
IU HEALTH PATHOLOGY		1	9	90%	10
SONATA VERO BEACH		10			10
MINUTECLINIC DIAGNOSTIC OF OHIO #4401		10			10
ENCOMPASS HEALTH REHABILITATION HOSPI		10			10
MINUTECLINIC #2860		7	3	30%	10
HIGH TOWER ALF LLC		9	1	10%	10
KR AT COLLEGE HARBOR		10			10
CVS NC5591POCT STATESVILLE		8	2	20%	10
CVS NJ617POCT CEDAR GROVE		9	1	10%	10
EXCEL URGENT CARE OF PARAMUS LLC		10			10
PEACE OF MIND REHAB CENTER		10			10
WALGREENS #03287		10			10
ALABAMA DEPARTMENT OF PUBLIC HEALTH		1	9	90%	10
WALGREENS #10972	1	9			10
VETERANS ADMINISTRATION			10	100%	10
LAWRENCE TECHNOLOGICAL UNIVERSITY		10			10
BROOKDALE PANAMA CITY		9	1	10%	10
RPC@HODGES		2	8	80%	10
MONTEFIORE MEDICAL CENTER LABORATORIES - NORTH		10			10
BROOKDALE WEST MELBOURNE			10	100%	10
ARBORS OF GULF BREEZE, THE		8	2	20%	10
VENICE GREEN VILLAGE		3	7	70%	10
NEUROSCIENCE AND SPINE ASSOCIATES, PL		8	2	20%	10

COVID-19: testing by laboratory

Data through May 20, 2021 verified as of May 21, 2021 at 09:25 AM

Data in this report are provisional and subject to change.

The numbers in the table below represent the number of Florida and non-Florida residents for whom test results were received by the Department of Health. A person can be tested by more than one laboratory and can have both positive and negative results. **Therefore, the sum of the numbers in each column will be larger than the total number of people tested.**

Reporting lab	Inconclusive	Negative	Positive	Percent positive	Total
PRIMARY CARE SPECIALISTS OF ORLANDO		9	1	10%	10
PRORENATA LABS		2	8	80%	10
Avalon Healthcare and Rehabilitation Center			10	100%	10
PANCARE HEALTH - VERNON ELEMENTARY			10	100%	10
NATURE COAST REGIONAL MEDICAL CENTER		1	9	90%	10
LEHIGH REGIONAL MEDICAL CENTER LABORATORY		4	6	60%	10
NOT INDICATED		1	9	90%	10
WALGREENS - STORE #9479		8	2	20%	10
DOMINICAN COLLEGE STUDENT HEALTH CENTE		8	2	20%	10
ARCHBOLD MEMORIAL HOSPITAL/LAB		3	7	70%	10
New York Harbor Harbor HCS - Brooklyn Campus		9	1	10%	10
MIAMI COMPREHENSIVE MEDICINE GROUP PA		4	6	60%	10
ADVENTHEALTH ORLANDO INTERNATIONAL AIRPORT		1	9	90%	10
WELLSTAR ATLANTA MEDICAL CENTER LABORA		9	1	10%	10
ST JOSEPHS HOSPITAL PATHOLOGY LAB		7	3	30%	10
VILLAGE PLACE HEALTH AND REHAB		9	1	10%	10
OKLAHOMA STATE DEPARTMENT OF HEALTH-PUBLIC HEALTH LABORATORY			10	100%	10
NEW JERSEY DEPARTMENT OF HEALTH COMMUNICABLE DISEASE SERVICE		3	7	70%	10
MEDEX REGIONAL LABORATORIES LLC		1	9	90%	10
KEY WEST URGENT CARE, INC		3	7	70%	10
ANY LAB TEST NOW INC			10	100%	10
NORTHEAST ALABAMA REGIONAL MEDICAL CENTER		7	3	30%	10
GO PATH LABORATORIES			10	100%	10
CHEMISYS LABORATORIES		2	8	80%	10
CARESOUTH HHA HOLDINGS OF THE BAY AREA LLC		10			10
MINUTE CLINIC INCORPORTE		10			10
NORTON HEALTHCARE			10	100%	10
CITY OF TALLAHASSEE		10			10
CBC LAB		3	7	70%	10
PALM BEACH CDH - DELRAY BEACH			10	100%	10
COLLIER BLVD HMA PHYSICIAN MANAGEMENT,, LLC			10	100%	10
MOSOLF PEDIATRICS			10	100%	10
CHRISTUS ST VINCENT LABORATORY - ZIA		10			10
ALBANY MEDICAL CENTER		9	1	10%	10
ACCESS PHARMACY		10			10
SAVANNAH MANOR ASSISTED LIVING COMMUNITY			10	100%	10
COMMUNITY HEALTH CENTER		2	8	80%	10
DOH-TAMPA BRANCH LABORATORY (MLK BLVD)		4	6	60%	10
BEAUMONT LABORATORY			10	100%	10
MAINSTREET FAMILY CARE			10	100%	10
DEPARTMENT OF HEALTH AND HUMAN SERVICES LANSING			10	100%	10
MEDEXPRESS URGENT CARE - WILLIAMSPORT		9	1	10%	10
MOLECULAR PATHOLOGY LABORATORY			10	100%	10
CVS DC134OPOCT WASHINGTON		10			10
CVS IL8751POCT CHICAGO		10			10
PLYMOUTH HARBOR INCORPORATED		9	1	10%	10

COVID-19: testing by laboratory

Data through May 20, 2021 verified as of May 21, 2021 at 09:25 AM

Data in this report are provisional and subject to change.

The numbers in the table below represent the number of Florida and non-Florida residents for whom test results were received by the Department of Health. A person can be tested by more than one laboratory and can have both positive and negative results. **Therefore, the sum of the numbers in each column will be larger than the total number of people tested.**

Reporting lab	Inconclusive	Negative	Positive	Percent positive	Total
ST JOSEPH'S HOSPITAL NORTH LABORATORY			10	100%	10
ALABAMA MEDICAL GROUP		10			10
MINUTECLINIC DIAG OF IND LLC #8651		9	1	10%	10
GLADES COUNTY DETENTION CENTER		1	9	90%	10
VASCONCELLO COHEN MD PA		9	1	10%	10
SOUTH FLORIDA ENT ASSOCIATES, INC			10	100%	10
JACKSON CLINIC PA,THE		6	4	40%	10
CELEBRATION PEDIATRICS PA			10	100%	10
MEDEXPRESS URGENT CARE, JOHNSTOWN		9	1	10%	10
FLORIDA CLINICAL LAB		1	9	90%	10
HCR MANORCARE		10			10
KEY TRAINING CENTER			10	100%	10
MEDEXPRESS URGENT CARE-KATY		7	3	30%	10
Centrastate Medical Center		9	1	10%	10
WILLIAMSBURGH CHAI CARE		9	1	10%	10
MINUTECLINIC DIAGNOSTIC OF VIRGINIA, LLC #1656		9			9
MEDHELP NARROWS		9			9
CVS PA10034POCT PITTSBURGH		9			9
NORTHWEST FLORIDA COMMUNITY HOSPITAL LABORATORY		8	1	11%	9
MINUTECLINIC DIAGNOSTIC OF NEVADA #87		4	5	56%	9
INDIANA STATE DEPARTMENT OF HEALTH LABORATORIES			9	100%	9
WADSWORTH CENTER - DAVID AXELROD INSTITUTE		8	1	11%	9
WALGREENS #09475		8	1	11%	9
SCHOOL OF PHARMACY AND PHARMACEUTICAL		9			9
INSPIRED LIVING AT PALM BAY		7	2	22%	9
CHIEFLAND MEDICAL CENTER LLC			9	100%	9
SYNEXUS CLINICAL RESEARCH US INC		2	7	78%	9
CVS CT718POCT ANSONIA		9			9
NASSAU UNIVERSITY MEDICAL CENTER DEPT		8	1	11%	9
MAGNOLIA MANOR			9	100%	9
MEDEXPRESS URGENT CARE - RICHMOND, NINE MILE RD		8	1	11%	9
Consulate Health Care of Brandon		7	2	22%	9
BUENA VIDA ESTATES			9	100%	9
LEMOYNE COLLEGE WELLNESS CENTER FOR		9			9
CVS MINUTE CLINIC DIAGNOSTIC OF KANSAS, PA		9			9
CVS PA1074POCT KENNETT SQUARE		8	1	11%	9
CVS PA4077POCT BELLE VERNON		9			9
ORLANDO FAMILY PHYSICIANS			9	100%	9
NEMOURS CHILDREN'S PRIMARY CARE VERO BEACH			9	100%	9
CVS NC6402POCT DAVIDSON		6	3	33%	9
WESTCHESTER GENERAL HOSPITAL BLOOD GAS LAB			9	100%	9
BIRMINGHAM VAMC		5	4	44%	9
BREVARD FAMILY WALK IN CLINIC			9	100%	9
MINUTECLINIC DIAGNOSTIC MED GRP OF CA		8	1	11%	9
NORTHSIDE HOSPITAL		2	7	78%	9
CVS TX10016POCT PRINCETON		9			9

COVID-19: testing by laboratory

Data through May 20, 2021 verified as of May 21, 2021 at 09:25 AM

Data in this report are provisional and subject to change.

The numbers in the table below represent the number of Florida and non-Florida residents for whom test results were received by the Department of Health. A person can be tested by more than one laboratory and can have both positive and negative results. **Therefore, the sum of the numbers in each column will be larger than the total number of people tested.**

Reporting lab	Inconclusive	Negative	Positive	Percent positive	Total
PBSO HEALTH AND WELLNESS CENTER		1	8	89%	9
GLEN FALLS HOSPITAL DEPARTMENT OF PATHOLOGY		8	1	11%	9
CLEARWATER PEDIATRIC CARE		1	8	89%	9
WINDSOR OF SAN PABLO, THE		6	3	33%	9
GCPM MANUAL MICROBIOLOGY		1	8	89%	9
Sunset Lake Health and Rehabilitation Center		8	1	11%	9
MINUTECLINIC MINUTECLINIC #4977		5	4	44%	9
PENSACOLA CLUSTER			9	100%	9
CVS IL8747POCT CHICAGO		8	1	11%	9
RANDOLPH DIABETES AND WELLNESS		8	1	11%	9
NORTHEAST FLORIDA HEALTH SERVICES, INC DBA FAMILY HEALTH SOURCE			9	100%	9
CITYMD		1	8	89%	9
MEDEXPRESS URGENT CARE - HOT SPRINGS		9			9
CHILDREN'S HEALTH CENTER INC.		7	2	22%	9
MEDEXPRESS ELKINS		9			9
ALLIANCE HEALTH AND REHABILITATION CENTER		9			9
COMPASS PROVIDENCE URGENT CARE LLLP			9	100%	9
BAYFRONT HEALTH ST PETERSBURG		8	1	11%	9
REMISE OCCUPATIONAL HEALTH SOLUTIONS INC			9	100%	9
CVS NJ715POCT WAYNE		9			9
UHEALTH UNIVERSITY OF MIAMI			9	100%	9
MONROE URGENT CARE		8	1	11%	9
MARINA ISLE ASSISTED LIVING		9			9
VAIL VALLEY MEDICAL CENTER			9	100%	9
DISCOVERY VILLAGE AT STUART		5	4	44%	9
MOBILE RESPONSE DIAGNOSTICS LLC		8	1	11%	9
LAKE PEDIATRICS			9	100%	9
ADVENTHEALTH MEDICAL GROUP FAMILY AND INTERNAL		8	1	11%	9
CVS MA1852POCT MEDWAY		9			9
HOME CARE PHARMACY OF PALM COAST INC		9			9
SKR MEDICAL ADVISORS		9			9
MINUTECLINIC #2797		9			9
MINUTE CLINIC DIAGNOSTIC OF VIRGINIA, LLC #7543		7	2	22%	9
CIAN DIAGNOSTICS			9	100%	9
GULF COAST PEDIATRICS OF SARASOTA PA		2	7	78%	9
SUNSHINE STATE DIALYSIS			9	100%	9
HARMONIOUS HOME HEALTH, LLC		9			9
ENCOMPASS HOME HEALTH OF THE SOUTHEAST LLC		9			9
CVS MINUTE CLINIC DIAG OF IND LLC #5206		8	1	11%	9
CVS CA9721POCT ARCADIA		9			9
CVS OH3476POCT TIPP CITY		8	1	11%	9
FLORIDA HOSPITAL WINTER PARK		7	2	22%	9
SUNCREST OMNI		9			9
CVS IN6551POCT MOORESVILLE		7	2	22%	9
OUR HOME AT BEACON HILL			9	100%	9
ORLANDO HEALTH PHYSICIAN GROUP INC		6	3	33%	9

COVID-19: testing by laboratory

Data through May 20, 2021 verified as of May 21, 2021 at 09:25 AM

Data in this report are provisional and subject to change.

The numbers in the table below represent the number of Florida and non-Florida residents for whom test results were received by the Department of Health. A person can be tested by more than one laboratory and can have both positive and negative results. **Therefore, the sum of the numbers in each column will be larger than the total number of people tested.**

Reporting lab	Inconclusive	Negative	Positive	Percent positive	Total
WALGREENS #04217		9			9
CVS MINUTE CLINIC DIAGNOSTIC OF NEW JERSEY		9			9
WALGREENS # 09788		8	1	11%	9
DIXITKUMAR N MODI MD PA			9	100%	9
FHPG_EXP CARE PALM HARBOR			9	100%	9
URGENT TEAM - NASHVILLE		8	1	11%	9
MEDERI CARETENDERS VS OF SE FL LLC DBA		8	1	11%	9
NORTHSIDE MEDICAL CENTER		9			9
MEDEXPRESS URGENT CARE - SWANSEA, N ILLINOIS ST		8	1	11%	9
SV DIAGNOSTIC LAB			9	100%	9
FLORIDA ADDICTION AND RECOVERY CENTER INC		9			9
BEAUMONT EMERGENCY CENTER			9	100%	9
WALGREENS #10264		9			9
CVS OH3458POCT BEAVERCREEK		9			9
PUTNAM FAMILY CARE INC		3	6	67%	9
JUPITER CLINIC			9	100%	9
CVS OH2342POCT WEST CHESTER		7	2	22%	9
WYCLIFFE BIBLE TRANSLATORS		9			9
WINTER PARK INTERNAL MEDICINE MD PA		7	2	22%	9
ST. CLOUD PHARMACY AND WELLNESS CENTER		5	4	44%	9
ST VINCENT'S CHILTON		7	2	22%	9
KINDRED_AIMS		9			9
MANATEE COUNTY CENTRAL JAIL		9			9
CHAPTERS HEALTH HOSPICE		9			9
MEDEXPRESS URGENT CARE - STAUNTON		5	4	44%	9
SUPREME LABORATORY			9	100%	9
CVS NJ862POCT MARLBORO		8	1	11%	9
PEDIATRIC HEALTH CARE ALLIANCE			9	100%	9
TRINITY PEDIATRICS			9	100%	9
WALGREENS #09304		7	2	22%	9
CAYUGA COUNTY HEALTH DEPARTMENT		8	1	11%	9
MINUTE CLINIC #8979		8	1	11%	9
MINUTECLINIC DIAG OF IND, LLC #10190		8	1	11%	9
MINUTECLINIC # 21110		7	2	22%	9
CVS TN7289POCT SIGNAL MOUNTAIN		9			9
PIEDMONT HENRY HOSPITAL, INC		9			9
MEDEXPRESS URGENT CARE - BATTLE CREEK		6	3	33%	9
PRECISION GENETICS			9	100%	9
CORE OCCUPATIONAL RESOURCES, LLC		5	4	44%	9
FLORIDA SCHOOL FOR THE DEAF AND THE BLIND		1	8	89%	9
PATEL MEDICAL VENTURES		8	1	11%	9
WATERFORD AT CREEKSIDE, THE			9	100%	9
MEDICANA NURSING AND REHAB CENTER			9	100%	9
MILLER COUNTY HOSPITAL		9			9
MINUTECLINIC DIAGNOSTIC OF KANSAS PA		9			9
NORTHSIDE GWINNETT HOSPITAL		8	1	11%	9

COVID-19: testing by laboratory

Data through May 20, 2021 verified as of May 21, 2021 at 09:25 AM

Data in this report are provisional and subject to change.

The numbers in the table below represent the number of Florida and non-Florida residents for whom test results were received by the Department of Health. A person can be tested by more than one laboratory and can have both positive and negative results. **Therefore, the sum of the numbers in each column will be larger than the total number of people tested.**

Reporting lab	Inconclusive	Negative	Positive	Percent positive	Total
MIDMICHIGAN MEDICAL CENTER			9	100%	9
CVS GA7064POCT STOCKBRIDGE		9			9
LOREY ALF		9			9
MINUTECLINIC DIAGNOSTIC OF TN PC #242		6	3	33%	9
TERRACINA LLC		3	6	67%	9
FLORIDA CENTER FOR DERMATOLOGY LABORATORY			9	100%	9
CVS MA394POCT SEEKONK		9			9
ETHOS LABORATORIES		7	2	22%	9
MEDICAL CENTER, THE		8	1	11%	9
NITIN BAWA PROFESSIONAL ASSOCIATES			9	100%	9
CVS RI1717POCT 1 CVS DR			9	100%	9
CVS NC3803POCT MOORESVILLE		8	1	11%	9
CANDLER HOSPITAL PATHOLOGY LABORATORY		7	2	22%	9
TIFT REGIONAL HLTH SYSTEM, INC DBA SOU		9			9
OMNI			9	100%	9
FLORIDA HEART AND VASCULAR MULTISPECIALTY GROUP		8	1	11%	9
PALM BAY URGENT CARE PL		1	8	89%	9
BRENNITY AT VERO BEACH, THE			9	100%	9
DASCENA LABORATORY			9	100%	9
Charles George VAMC		9			9
CVS MD1881POCT DUNKIRK		9			9
Baptist Village Retirement Communities		9			9
HEALTHY MINORS PEDIATRIC URGENT CARE		7	2	22%	9
UCARE			9	100%	9
PONTE VEDRA PLASTIC SURGERY		9			9
ROSECASTLE			9	100%	9
ACCESS CARE MEDICAL GROUP LLC		2	7	78%	9
MINUTE CLINIC DIAGNOSTIC OF PENNSYLVANIA		9			9
STAT MED URGENT CARE		8	1	11%	9
CVS GA2841POCT LAWRENCEVILLE		9			9
SIMPLE LABORATORIES LLC		9			9
CENTREX CLINICAL LABS INC		9			9
THE READING HOSPITAL & MEDICAL CENTER			9	100%	9
STATEN ISLAND CHAI CARE		8	1	11%	9
MOULTRIE CREEK NURSING AND REHAB			9	100%	9
FLORIDA MENTOR		7	2	22%	9
MINUTECLINIC, LLC #03268		8	1	11%	9
MINUTE CLINIC LLC #1448		8	1	11%	9
SCOTTS PHARMACY		8	1	11%	9
CALIFORNIA DEPARTMENT OF PUBLIC HEALTH		3	6	67%	9
Woodstock Nursing and Rehabilitation Center		9			9
AFC/DOCTORS EXPRESS NORTH BERGEN		7	2	22%	9
Consulate Health Care at West Altamonte			9	100%	9
CVS M08556POCT KANSAS CITY		8	1	11%	9
MINUTECLINIC DIAGNOSTICS OF IND LLC		5	3	38%	8
MEDEXPRESS URGENT CARE, BUTLER		5	3	38%	8

COVID-19: testing by laboratory

Data through May 20, 2021 verified as of May 21, 2021 at 09:25 AM

Data in this report are provisional and subject to change.

The numbers in the table below represent the number of Florida and non-Florida residents for whom test results were received by the Department of Health. A person can be tested by more than one laboratory and can have both positive and negative results. **Therefore, the sum of the numbers in each column will be larger than the total number of people tested.**

Reporting lab	Inconclusive	Negative	Positive	Percent positive	Total
MEDEXPRESS URGENT CARE - HUNTINGTON WE		8			8
ST CHARLES HOSPITAL LABORATORY		8			8
FHMG_FM AND IM AVALON PARK		2	6	75%	8
FHCP-ORANGE CITY			8	100%	8
SALINE CARE NURSING & REHABILITATION CENTER		8			8
NORTHERN DUTCHESS HOSPITAL LABORATORY		6	2	25%	8
MEDEXPRESS URGENT CARE MURRYSVILLE		6	2	25%	8
HERNANDO PASCO HOSPICE INC		7	1	13%	8
PBC FOUND CARE INC			8	100%	8
MINUTE-CLINIC DIAGNOSTIC OF VIRGINIA, LLC #3949		8			8
CVS NC5532POCT SUMMERFIELD		8			8
EXECUTIVE MEDICAL SERVICES		8			8
Jewish Home of Rochester		8			8
FLORIDA DIGESTIVE AND LIVER SPECIALISTS		7	1	13%	8
LOUISIANA DEPT OF HEALTH			8	100%	8
MINUTECLINIC DIAGNOSTIC OF OHIO #7790		6	2	25%	8
CVS PA1296POCT DREXEL HILL		6	2	25%	8
FOUNTAINVIEW BY FIVE STAR QUALITY CARE		7	1	13%	8
DORAL URGENT CARE			8	100%	8
CVS PA813POCT RICHBORO		8			8
JX REF LAB			8	100%	8
LAKE CONWAY URGENT CARE LLC		2	6	75%	8
ATLANTIC CONSOLIDATED LABORATORY		8			8
MINUTECLINIC, LLC #1796		7	1	13%	8
SYLVESTER AT PLANTATION LABORATORY		7	1	13%	8
MINUTECLINIC, LLC #05038		8			8
DOCTOR'S IN HOUSE LAB			8	100%	8
MEDEXPRESS URGENT CARE - CULPEPER		8			8
BROWNE MEDICAL LLC		6	2	25%	8
KINGSWAY MEDICAL CENTER INC		5	3	38%	8
CVS MA299POCT WORCESTER		8			8
NORTHDALE REHABILITATION CENTER			8	100%	8
NEOGENOMICS LABORATORIES, INC		8			8
PARTNERS PHARMACY OF FLORIDA LLC		8			8
TRUE HEALTH		5	3	38%	8
MINUTECLINIC DIAGNOSTIC OF VIRGINIA, LLC #1980		6	2	25%	8
PALM BEACH COUNTY HEALTH DEPARTMENT LABORATORY			8	100%	8
CVS HEALTH, #1994		6	2	25%	8
ALL CHILDREN'S HOSPITAL		1	7	88%	8
OHIO DEPARTMENT OF HEALTH			8	100%	8
KEYSTONE PLACE AT NAPLES PRESERVE		4	4	50%	8
CVS AZ9210POCT SCOTTSDALE		8			8
CVS SC2250POCT COLUMBIA		8			8
TERENCE B MITCHELL MD, INC		4	4	50%	8
SOUTHERN CORRECTIONAL MEDICINE LLC		8			8
ALACHUA COUNTY HEALTH DEPARTMENT		1	7	88%	8

COVID-19: testing by laboratory

Data through May 20, 2021 verified as of May 21, 2021 at 09:25 AM

Data in this report are provisional and subject to change.

The numbers in the table below represent the number of Florida and non-Florida residents for whom test results were received by the Department of Health. A person can be tested by more than one laboratory and can have both positive and negative results. **Therefore, the sum of the numbers in each column will be larger than the total number of people tested.**

Reporting lab	Inconclusive	Negative	Positive	Percent positive	Total
PUTNAM COUNTY EMERGENCY RESCUE SERVICE		5	3	38%	8
The Grand at Rome Nursing and Rehabilitation		8			8
MEDEXPRESS URGENT CARE - GLENDALE		8			8
Robert Wood Johnson University Hospital		6	2	25%	8
COMPASSION PEDIATRIC URGENT CARE LLC		2	6	75%	8
MCR HEALTH LAWTON CHILES ADMINISTRATION STE A		1	7	88%	8
APEX HOME HEALTH CARE		7	1	13%	8
CARE ATC - CITY OF BOYNTON BEACH	1	2	5	63%	8
CONSULATE HEALTH CARE		7	1	13%	8
ROBERT WOOD JOHNSON HOSPITAL		7	1	13%	8
EP LTC PHARMACY		6	2	25%	8
MINUTECLINIC, LLC #1452		8			8
DANIEL M LIBBY MD PLLC		8			8
MEDEXPRESS URGENT CARE - HOLLINS		8			8
CAPRONA GROUP HOME		2	6	75%	8
CVS TN4624POCT KNOXVILLE		7	1	13%	8
PHYSICIANS FOR CHILDREN			8	100%	8
PUTNAM COUNTY PUBLIC HEALTH UNIT		6	2	25%	8
LAB UNKNOW		6	2	25%	8
LOVELACE MEDICAL CENTER		8			8
WYOMING COUNTY COMMUNITY HOSPITAL LABORATORY		8			8
MEDEXPRESS - WILMINGTON CONCORD PIKE		7	1	13%	8
SANITAS LAUDERDALE LAKES			8	100%	8
CVS KY4779POCT LOUISVILLE		6	2	25%	8
CVS PA2582POCT SPRINGFIELD		6	2	25%	8
DR. PHILLIPS MEDICAL WELLNESS CENTER		4	4	50%	8
Enterprise Health and Rehabilitation Center		8			8
MEDEXPRESS URGENT CARE-PASADENA		8			8
CVS ME329POCT PORTLAND		8			8
COMPREHENSIVE CLINICAL RESEARCH, LLC			8	100%	8
SEA LEVEL LABS			8	100%	8
TRUSTBRIDGE			8	100%	8
CVS MD4371POCT OCEAN CITY		8			8
MINUTECLINIC OF NEVADA-2955 S FT APACH		8			8
BARTON PARKER OD PC		8			8
MEDEXPRESS URGEN CARE - EAST BRUNSWICK		8			8
PM PEDIATRICS OF BAYSIDE PLLC		8			8
SOMA MEDICAL CENTER PA #3 GREENACRES			8	100%	8
CIGNA ONSITE HEALTH LLC		2	6	75%	8
GEISINGER MEDICAL CENTER		2	6	75%	8
GOLISANO CHILDREN'S HOSPITAL OF SOUTHWEST FLORIDA		6	2	25%	8
MEDEXPRESS URGENT CARE PORT HURON		7	1	13%	8
MEDEXPRESS URGENT CARE - IRVING		8			8
LEWIS COUNTY MANOR		8			8
WEXFORD HEALTH SOURCES INC		8			8
CVS IN6654POCT INDIANAPOLIS		7	1	13%	8

COVID-19: testing by laboratory

Data through May 20, 2021 verified as of May 21, 2021 at 09:25 AM

Data in this report are provisional and subject to change.

The numbers in the table below represent the number of Florida and non-Florida residents for whom test results were received by the Department of Health. A person can be tested by more than one laboratory and can have both positive and negative results. **Therefore, the sum of the numbers in each column will be larger than the total number of people tested.**

Reporting lab	Inconclusive	Negative	Positive	Percent positive	Total
OSWEGO HOSPITAL LABORATORY		7	1	13%	8
SLOPESIDE LABS AND TESTING, LLC - THE HIDEOUT AT BUTTERMILK MOUNTAIN		8			8
DOCTOR'S IN-HOUSE LAB/COMMUNITY HEALTH CENTERS OF PINELLAS - CLEARWATE			8	100%	8
NEW YORK PHYSICIANS LLP		8			8
ST CHARLES BEND LABORATORY		7	1	13%	8
AIRCARE INTERNATIONAL		7	1	13%	8
VERMONT DEPARTMENT OF HEALTH		1	7	88%	8
MINUTECLINIC DIAGNOSTIC OF VIRGINIA, LLC		8			8
CVS IN8669POCT INDIANAPOLIS		7	1	13%	8
CVS OH6123POCT CINCINNATI		6	2	25%	8
PAUL GRECO MD CONCIERGE MEDICAL SERVICES PL		8			8
CVS IN3975POCT JEFFERSONVILLE		5	3	38%	8
ADVENTHEALTH MEDICAL GROUP INTERNAL MEDICINE AT		3	5	63%	8
MID-HUDSON VALLEY DIVISION OF WESTCHESTER MEDICAL		8			8
MINUTECLINIC DIAG OF IND, LLC #6648		6	2	25%	8
ALLEGRO - TAMPA	1	4	3	38%	8
BEECHTREE MOLECULAR LAB LLC			8	100%	8
SHEEPSHEAD BAY URGENT CARE		8			8
LYNN UNIVERSITY INC		8			8
MINUTECLINIC DIAG OF IND LLC #1138		7	1	13%	8
INTERNAL MEDICINE AND AESTHETICS OF NAPLES LLC		8			8
DIAGNOSTIC CLINIC		7	1	13%	8
ORMOND BEACH CENTRA CARE			8	100%	8
VENTURA HEALTH AND REHABILITATION CENTER		7	1	13%	8
CVS TX1104POCT ALLEN		7	1	13%	8
MARTHA A PRICE MD PA		3	5	63%	8
PANCARE HEALTH - KATE SMITH ELEMENTARY		1	7	88%	8
MINUTECLINIC MINUTECLINIC #921		7	1	13%	8
DEPARTMENT OF HEALTH- CITRUS COUNTY		1	7	88%	8
HUNTINGTON VILLAGE URGENT CARE		8			8
LONGWOOD FAMILY MEDICINE		2	6	75%	8
VIERA PEDIATRICS		2	6	75%	8
CVS NC7057POCT SHELBY		6	2	25%	8
BIOTECH PHARMACEUTICAL GROUP LLC			8	100%	8
CLAY PRIMARY & FAMILY CARE LLC			8	100%	8
DOH JACKSONVILLE CENTRAL LABORATORY		3	5	63%	8
SARAH LAWRENCE COLLEGE HEALTH SERVICES		8			8
GREENVILLE MEMORIAL HOSPITAL LAB			8	100%	8
COMPASSION PEDIATRICS		3	5	63%	8
HEALTHMARK REGIONAL HOSPITAL LAB		4	4	50%	8
INTERNAL MEDICINE ASSOCIATES OF JACKSON HOSPITAL			8	100%	8
MARION OAKS ASSISTED LIVING		8			8
MEDEXPRESS URGENT CARE - TARENTUM		6	2	25%	8
INVESCLINIC US, LLC		8			8
X-GENE MOLECULAR LABS		1	7	88%	8
HENDRY REGIONAL CONVENIENT CARE CENTER			8	100%	8

COVID-19: testing by laboratory

Data through May 20, 2021 verified as of May 21, 2021 at 09:25 AM

Data in this report are provisional and subject to change.

The numbers in the table below represent the number of Florida and non-Florida residents for whom test results were received by the Department of Health. A person can be tested by more than one laboratory and can have both positive and negative results. **Therefore, the sum of the numbers in each column will be larger than the total number of people tested.**

Reporting lab	Inconclusive	Negative	Positive	Percent positive	Total
MINUTE CLINIC DIAGNOSTIC OF MICHIGAN PC		8			8
MEDEXPRESS URGENT CARE - CLARKSBURG		7	1	13%	8
MEDEXPRESS URGENT CARE - EWING		8			8
CVS MA507POCT LEOMINSTER		6	2	25%	8
THE WOLFF CENTER FOR CHILD & ADOLESCENT HEALTH			8	100%	8
HARBORCHASE OF DR PHILLIPS		7	1	13%	8
MEDEXPRESS URGENT CARE - MT LEBANON		5	3	38%	8
WHITE SANDS OUTPATIENT SERVICES (WSOP SERVICES LLC)		8			8
MINUTE-CLINIC DIAGNOSTIC OF VIRGINIA, LLC #794		7	1	13%	8
ST. JOSEPH HOSPITAL AND HEALTH CARE INC.			8	100%	8
HACKENSACK UNIV MED CTR-PATHOLOGY DEPT		8			8
ALLINA HEALTH - ABBOTT NORTHWESTERN HOSPITAL		5	3	38%	8
CVS OH2518POCT COLUMBUS		7	1	13%	8
LEVY COUNTY SHERIFF'S DEPT			8	100%	8
CVS MA1845POCT WILMINGTON		7	1	13%	8
MAGNOLIA PEDIATRICS GROUP LLC			8	100%	8
EMBRY-RIDDLE AERONAUTICAL UNIVERSITY HEALTH			8	100%	8
NOVADX		2	6	75%	8
GENEUS DIAGNOSTICS			8	100%	8
HOLY NAME MEDICAL CENTER	1	6	1	13%	8
SURGOINSVILLE PHARMACY		8			8
FLORIDA DIGESTIVE AND LIVER SPECIALIST		8			8
CAREPOINT CLINIC		5	3	38%	8
CVS IN6713POCT BLOOMINGTON		8			8
ADVENTHEALTH CAR CENTER APOPKA			8	100%	8
URGENT TEAM - MUSCLE SHOALS		8			8
CVS NJ836POCT RUNNEMEDE		8			8
CVS CT750POCT ENFIELD		8			8
BAPTIST OUTPATIENT			8	100%	8
UNIVERSITY OF WASHINGTON MEDICAL CENTER			8	100%	8
CVS KY2332POCT GEORGETOWN		7	1	13%	8
ADVANCED RESEARCH FOR HEALTH IMPROVEMENT		6	2	25%	8
MEDEXPRESS URGENT CARE - STATE COLLEGE		6	2	25%	8
WIREGRASS MEDICAL CENTER			8	100%	8
MEDEXPRESS URGENT CARE MORGANTOWN		8			8
MEDEXPRESS URGENT CARE - MIDLOTHIAN		7	1	13%	8
Florida Clinical Laboratory		1	7	88%	8
CVS TX7825POCT FRISCO		7	1	13%	8
MINUTECLINIC DIAG OF IND, LLC #6910		8			8
LIFE CARE CITRUS COUNTY			8	100%	8
VENICE REGIONAL MEDICAL CENTER			8	100%	8
CHIEFLAND MEDICAL CENTER		1	7	88%	8
CVS NV9841POCT RENO		4	4	50%	8
CVS IL8750POCT CHICAGO		6	2	25%	8
KIS URGENT CARE			8	100%	8
CVS CA9103POCT ESCONDIDO		8			8

COVID-19: testing by laboratory

Data through May 20, 2021 verified as of May 21, 2021 at 09:25 AM

Data in this report are provisional and subject to change.

The numbers in the table below represent the number of Florida and non-Florida residents for whom test results were received by the Department of Health. A person can be tested by more than one laboratory and can have both positive and negative results. **Therefore, the sum of the numbers in each column will be larger than the total number of people tested.**

Reporting lab	Inconclusive	Negative	Positive	Percent positive	Total
DOTHAN PEDIATRIC CLINIC			8	100%	8
PRIMBIO RESEARCH INSTITUTE LLC		8			8
BLOOMING GARDENS OF CARE INC		8			8
ST CLOUD PHYSICIAN MANAGMENT LLC		7	1	13%	8
FLORIDA DEPARTMENT OF HEALTH IN SARASOTA COUNTY		7	1	13%	8
PROVIDENCE LABORATORY SERVICES		8			8
CVS OH2543POCT CANFIELD		5	3	38%	8
Edward Hines, Jr. VA Hospital		7	1	13%	8
MINUTECLINIC, LLC #03965		8			8
WELLIGENT		1	7	88%	8
MEDEXPRESS URGENT CARE - YORK		5	3	38%	8
GENE STREET LABORATORIES, LLC		6	2	25%	8
BENEVA LAKES HEALTHCARE & REHAB CENTER			8	100%	8
Nashville Central Laboratory		8			8
JUPITER ISLAND PUBLIC SAFETY		5	2	29%	7
MEDHELP TRUSSVILLE		6	1	14%	7
GRACE WELLNESS CENTER LLC		6	1	14%	7
CVS GA5637POCT VILLA RICA		6	1	14%	7
NORTHSIDE HOSPITAL- CHEROKEE		5	2	29%	7
Hiawatha Care Center		7			7
FLORIDA CANCER SPECIALISTS & RESEARCH INSTITUTE		6	1	14%	7
OCALA REGIONAL KIDNEY CENTER EAST		2	5	71%	7
YORK HOSPITAL: MICROBIOLOGY			7	100%	7
BROOKDALE LAKE ORIENTA			7	100%	7
APC PEDIATRICS			7	100%	7
MEDEXPRESS URGENT CARE-SCOTT TOWNSHIP		6	1	14%	7
LAWTON CHILES HEALTH CENTER		1	6	86%	7
DIXIE COUNTY EMERGENCY SERVICES		1	6	86%	7
MINUTECLINIC, LLC (CLINIC 10928)		7			7
LEPE'S HOUSE			7	100%	7
MINUTE CLINIC LLC #1831		7			7
IAN C BOYKIN MD		4	3	43%	7
DOCTORS OFFICE OF NEW JERSEY		7			7
CVS MA957POCT WEST SPRINGFIELD		7			7
The Oaks of Clearwater		7			7
CAMELLIA AT DEERWOOD		2	5	71%	7
ECLRS		2	5	71%	7
CVS TX8322POCT AUSTIN		7			7
MINUTECLINIC DIAGNOSTIC OF WISCONSIN, LLC		6	1	14%	7
MEDEXPRESS - NEWARK		7			7
BLACK STALLION WALK IN AND EXERCISE CLINICS LLC		4	3	43%	7
MINUTECLINIC, LLC #1431		6	1	14%	7
Englewood Health Care Center		7			7
MINUTECLINIC DIAGNOSTIC OF KENTUCKY		7			7
MINUTECLINIC DIAGNOSTIC OF OHIO #2964		7			7
MEDEXPRESS URGENT CARE-HERSHEY		6	1	14%	7

COVID-19: testing by laboratory

Data through May 20, 2021 verified as of May 21, 2021 at 09:25 AM

Data in this report are provisional and subject to change.

The numbers in the table below represent the number of Florida and non-Florida residents for whom test results were received by the Department of Health. A person can be tested by more than one laboratory and can have both positive and negative results. **Therefore, the sum of the numbers in each column will be larger than the total number of people tested.**

Reporting lab	Inconclusive	Negative	Positive	Percent positive	Total
UPMC HEALTH SYSTEM		4	3	43%	7
SUPERIOR RESIDENCES AT CALA HILLS		7			7
MIAMI BEACH COMMUNITY HEALTH CENTER INC			7	100%	7
Thermopolis Rehabilitation Wellness		7			7
CVS OH10893POCT PARMA		4	3	43%	7
FLORIDA PREMIER MEDICAL CARE PA			7	100%	7
ADVENT HEALTH APOPKA		3	4	57%	7
MEDEXPRESS URGENT CARE - PRINCETON		6	1	14%	7
CVS MINUTE CLINIC DIAGNOSTIC MED GRP OF CAL		6	1	14%	7
IRL MARKET LAB			7	100%	7
CVS MA2600POCT WEYMOUTH		6	1	14%	7
VICTORIAN MANOR		2	5	71%	7
CVS PA5241POCT CHALFONT		7			7
CENTRAL JERSEY URGENT CARE OF BROWN MI		7			7
ENTRUST IMMEDIATE CARE			7	100%	7
CARENOW URGENT CARE-MADISON		7			7
CARESOUTH HHA HOLDINGS OF TALLAHASSEE LLC		7			7
Lenox on the Lake			7	100%	7
MD NOW MEDICAL CENTER			7	100%	7
BETHESDA COMMUNITY HEALTH CENTER			7	100%	7
CVS TN6414POCT SMYRNA		5	2	29%	7
NEMOURS CHILDRENS, LAKE NONA			7	100%	7
TRUE HEALTH DIAGNOSTICS		1	6	86%	7
LYNMOORE,THE		7			7
CVS PA1379POCT LANSDALE		6	1	14%	7
GARDENS PEDIATRICS			7	100%	7
COMMUNITY HEALTH CENTERS OF PINELLAS, INC		4	3	43%	7
NON-US			7	100%	7
CVS MA634POCT KINGSTON		5	2	29%	7
HOLY GARDEN ALF, INC.		7			7
MIAMI RESCUE MISSION CLINIC INC			7	100%	7
LAKE CITY CORRECTIONAL FACILITY			7	100%	7
CVS SC4122POCT TAYLORS		7			7
Rutgers Health Rwj University Hospital - Laboratory		4	3	43%	7
KANSAS DEPARTMENT OF HEALTH		2	5	71%	7
CVS NJ2815POCT E BRUNSWICK		5	2	29%	7
USCG SECTOR ST PETE		3	4	57%	7
PERSONAL PHYSICIAN CARE PA			7	100%	7
POWERS PEDIATRICS			7	100%	7
PENN MEDICINE PRINCETON MEDICAL CENTER		6	1	14%	7
EASTERN FLORIDA STATE COLLEGE - PALM BAY CAMPUS			7	100%	7
TESTD			7	100%	7
EL PARAISO HOME INC		7			7
OCALA FAMILY MEDICAL CENTER		7			7
MINUTECLINIC DIAG OF IND, LLC #6472		7			7
Ocoee Health Care Center		7			7

COVID-19: testing by laboratory

Data through May 20, 2021 verified as of May 21, 2021 at 09:25 AM

Data in this report are provisional and subject to change.

The numbers in the table below represent the number of Florida and non-Florida residents for whom test results were received by the Department of Health. A person can be tested by more than one laboratory and can have both positive and negative results. **Therefore, the sum of the numbers in each column will be larger than the total number of people tested.**

Reporting lab	Inconclusive	Negative	Positive	Percent positive	Total
DEPARTMENT OF HEALTH AND HUMAN SERVICES STATE OF NEW HAMPSHIRE			7	100%	7
FRESENIUS KIDNEY CARE FORT WALTON BEACH			7	100%	7
CVS MA2401POCT MARSHFIELD		6	1	14%	7
HEARTLAND PEDIATRICS OF LAKE PLACID			7	100%	7
MINUTECLINIC LLC (2335)		6	1	14%	7
TREASURE COAST INFECTIOUS DISEASE CONSULTANTS		4	3	43%	7
MEDEXPRESS - NEW CASTLE, DUPONT HWY		6	1	14%	7
MEDEXPRESS - COLLINSVILLE BELT LINE		5	2	29%	7
PRINCETON BMC LABORATORY		6	1	14%	7
CRESTWOOD MEDICAL CENTER		5	2	29%	7
MINUTECLINIC DIAGNOSTIC OF OHIO #6147		6	1	14%	7
MANATEE MEMORIAL HOSPITAL CLINICAL LABORATORY			7	100%	7
MEDEXPRESS URGENT CARE-DUBOIS		7			7
WATAUGA MEDICAL CENTER		4	3	43%	7
COMPLETE FAMILY CARE, LLC/UNIVERSITY OF SAINT MARY		7			7
FLORIDA HOSPITAL APOPKA		6	1	14%	7
HELIX MEDICAL CENTERS		1	6	86%	7
COVID TESTING LLC			7	100%	7
PENINSULA CARE AND REHABILITATION CENTER			7	100%	7
MOUNT SINAI BROOKLYN LABORATORY		6	1	14%	7
PURECARE PHARMACY		6	1	14%	7
LEE COUNTY HEALTH DEPARTMENT		4	3	43%	7
MIDDLEBURG VA CBOC		5	2	29%	7
CVS OH3080POCT HUBER HEIGHTS		6	1	14%	7
MEDEXPRESS URGENT CARE-MUNCIE		7			7
CVS NJ837POCT MARLTON		7			7
CVS NH1004POCT SALEM		6	1	14%	7
ADVENTHEALTH CELEBRATION EMPLOYEE CLINIC		7			7
ST. LUCIE COUNTY HEALTH DEPARTMENT		5	2	29%	7
DOCTOR'S IN-HOUSE LAB/COMMUNITY HEALTH CENTERS OF PINELLAS - PINELLAS P			7	100%	7
CVS TX4397POCT CYPRESS		7			7
NORTH FLORIDA MEDICAL CENTERS INC		1	6	86%	7
CVS SC4382POCT SPARTANBURG		7			7
WALGREENS # 04440		6	1	14%	7
FLORIDA HOSPITAL KISSIMMEE		4	3	43%	7
PALM GARDEN OF SUN CITY			7	100%	7
GUTHRIE CORNING HOSPITAL LABORATORY		7			7
CVS IL8744POCT BROOKFIELD		7			7
BELL-MINOR HOME		7			7
EXPICARE NURSING AGENCY, INC		5	2	29%	7
DOCTORS HOSPITAL OF AUGUSTA		7			7
CVS TN7698POCT KNOXVILLE		7			7
MEDEXPRESS URGENT CARE - BLUEFIELD		6	1	14%	7
THE PALMS REHABILITATION AND HEALTHCARE CENTER		5	2	29%	7
GENTRY PARK ORLANDO ASSISTED LIVING		6	1	14%	7
PROHEALTH MED		2	5	71%	7

COVID-19: testing by laboratory

Data through May 20, 2021 verified as of May 21, 2021 at 09:25 AM

Data in this report are provisional and subject to change.

The numbers in the table below represent the number of Florida and non-Florida residents for whom test results were received by the Department of Health. A person can be tested by more than one laboratory and can have both positive and negative results. **Therefore, the sum of the numbers in each column will be larger than the total number of people tested.**

Reporting lab	Inconclusive	Negative	Positive	Percent positive	Total
Kennedy University Hospital		6	1	14%	7
PEDIATRICS OF CENTRAL FLORIDA		5	2	29%	7
CARENOW URGENT CARE-SOUTHLAKE			7	100%	7
DEVANSH LAB WERKS		1	6	86%	7
MEDEXPRESS URGENT CARE - WEIRTON		7			7
QUE		4	3	43%	7
MINUTECLINIC DIAGNOSTIC OF NEVADA-9586		6	1	14%	7
Mitchell Hollingsworth Nursing and Rehab		7			7
MEDEXPRESS URGENT CARE - LOGAN		7			7
PIEDMONT FAYETTE HOSPITAL		5	2	29%	7
ABBEY MANOR RETIREMENT RESIDENCE INC		7			7
Bon Secours Place		6	1	14%	7
DOTHAN WEST FAMILY MEDICINE		5	2	29%	7
PALM BEACH DIGESTIVE ASSOCIATES			7	100%	7
DIAGNOSTIC & MEDICAL SPECIALISTS OF GREENWICH		5	2	29%	7
WOMENS CARE FLORIDA LLC		5	2	29%	7
Parkside Villa		7			7
NU WAVE MEDICAL CENTER			7	100%	7
NELSON BIOLOGICAL			7	100%	7
CVS CA8850POCT HUNTINGTON BEACH		6	1	14%	7
MINUTECLINIC DIAG OF IND LLC #6998		6	1	14%	7
RIVER OAKS TREATMENT CENTER			7	100%	7
NYU WINTHROP HOSPITAL PATHOLOGY		7			7
HEALTH CARE LABORATORY SERVICES		1	6	86%	7
BALTIMORE CITY HEALTH DEPT COMMUNICABLE DISEASES AND EPIDEMIOLOGY			7	100%	7
BOONE DRUG & HEALTHCARE AT DEERFIELD			7	100%	7
KIDS CORNER PEDIATRICS PLLC		6	1	14%	7
PROGRESS PHARMACY INC		2	5	71%	7
CVS MINUTE CLINIC DIAGNOSTIC OF TEXAS		6	1	14%	7
DALLAS COUNTY HEALTH AND HUMAN SERVICES			7	100%	7
FLORIDA DEPARTMENT OF HEALTH IN MIAMI DADE COUNTY		5	2	29%	7
CVS OH3329POCT LAKEWOOD		6	1	14%	7
NOVANT HEALTH INPATIENT CARE		2	5	71%	7
PEDIATRICS URGENT CARE, LLC			7	100%	7
MANATEE PEDIATRICS			7	100%	7
MEDEXPRESS URGENT CARE-NESHANNOCK TWP		6	1	14%	7
BAYCARE MEDICAL GROUP, INC		6	1	14%	7
CVS MA447POCT NORTHAMPTON		5	2	29%	7
LAKE NONA PEDIATRICS IN ASSOCIATION WITH NEMOURS		5	2	29%	7
MAXHEALTH		5	2	29%	7
TAMPA FAMILY HEALTH CENTER		1	6	86%	7
ADVENTHEALTH MEDICALGROUP PEDIATRICS AT ORLANDO		7			7
BRADENTON PHYSICIANS MEDICAL CENTER			7	100%	7
EASTSIDE MEDICAL CENTER		6	1	14%	7
BETH ISRAEL DEACONESS MEDICAL CENTER			7	100%	7
YAZJI PEDIATRIC CARE LLC DBA TUKA PEDIATRICS			7	100%	7

COVID-19: testing by laboratory

Data through May 20, 2021 verified as of May 21, 2021 at 09:25 AM

Data in this report are provisional and subject to change.

The numbers in the table below represent the number of Florida and non-Florida residents for whom test results were received by the Department of Health. A person can be tested by more than one laboratory and can have both positive and negative results. **Therefore, the sum of the numbers in each column will be larger than the total number of people tested.**

Reporting lab	Inconclusive	Negative	Positive	Percent positive	Total
CVS PA2687POCT EXTON		7			7
PANCARE HEALTH - HOSFORD SCHOOL			7	100%	7
LIZS ADULT CARE		7			7
NEMOURS CHILDREN'S HOSPITAL			7	100%	7
CVS SC5479POCT INDIAN LAND		6	1	14%	7
AVON PARK PEDIATRICS			7	100%	7
GALLUP INDIAN MEDICAL CENTER		7			7
DELAWARE DEPARTMENT OF HEATH		6	1	14%	7
PARADISE VILLA ALF INCORPORATED		7			7
GRACE REHABILITATION CENTER OF VERO BEACH		4	3	43%	7
SAN DIEGO COUNTY PUBLIC HEALTH LAB			7	100%	7
Louis Stokes Cleveland VA - Midtown Dialysis Center		7			7
SOUTHEAST GEORGIA HEALTH SYSTEM, INC D		7			7
SOUTHEAST GEORGIA HEALTH SERVICES, LLC		7			7
CVS NM8918POCT ALBUQUERQUE		7			7
CVS IN7653POCT EVANSVILLE		6	1	14%	7
MEDEXPRESS URGENT CARE, CHAMBERSBURG		6	1	14%	7
DOCTORS CLINICAL LABORATORY, INC		5	2	29%	7
MEDEXPRESS URGENT CARE - BECKLEY		5	2	29%	7
CVS GA5622POCT DALLAS		5	2	29%	7
CVS NC3853POCT BURLINGTON		5	2	29%	7
FAMILY MEDICINE MEDICAL DRIVE		7			7
WILDLIGHT LAB			7	100%	7
OPTUM PRIMARY CARE - FOUNTAIN OAKS		3	4	57%	7
KENDALL REGIONAL MEDICAL CNTR			7	100%	7
GAINESVILLE PEDIATRIC ASSOCIATES		1	6	86%	7
SOUTH COM HEALTH CLINIC, DEPT. OF THE ARMY		7			7
MINUTECLINIC DIAG OF IND LLC #6840		6			6
WALGREENS #11378		6			6
DAVISON HEALTH CENTER WESLEYAN UNIVERS		6			6
FLORIDA WOMAN CARE LABORATORY			6	100%	6
Northwell Lab		2	4	67%	6
PR HEALTH		1	5	83%	6
FLORIDA DEPARTMENT OF HEALTH SEMINOLE COUNTY		1	5	83%	6
CVS MD1515POCT LEONARDTOWN		4	2	33%	6
UF HEALTH PATHOLOGY LABORATORIES			6	100%	6
MEDEXPRESS URGENT CARE - ROCKAWAY		6			6
CLINICAL CARE ASSOCIATES			6	100%	6
MEDEXPRESS URGENT CARE - FREDERICK		6			6
CVS IL4778POCT EVANSTON		6			6
MERCY COLLEGE HEALTH OFFICE		6			6
CVS MA929POCT FRANKLIN		6			6
FHPG FAMILY MEDICAL CENTER OF TAMPA BAY		1	5	83%	6
FIFTH AVENUE PEDIATRICS		3	3	50%	6
MOBILE HEALTH MEDICAL SERVICES PC		6			6
MORRIS HALL/ST JOSEPH NURSING CENTER		6			6

COVID-19: testing by laboratory

Data through May 20, 2021 verified as of May 21, 2021 at 09:25 AM

Data in this report are provisional and subject to change.

The numbers in the table below represent the number of Florida and non-Florida residents for whom test results were received by the Department of Health. A person can be tested by more than one laboratory and can have both positive and negative results. **Therefore, the sum of the numbers in each column will be larger than the total number of people tested.**

Reporting lab	Inconclusive	Negative	Positive	Percent positive	Total
PELICAN LANDING		1	5	83%	6
REDMED OF CROSSTOWN		3	3	50%	6
FLEET LANDING			6	100%	6
VILLAGES HEALTH, THE		4	2	33%	6
WAKEMED		1	5	83%	6
FLORIDA HEALTHCARE OF ORLANDO		1	5	83%	6
ASCENSION ST VINCENT'S CLAY COUNTY			6	100%	6
MEDICAL CENTER AT OCEAN REEF		1	5	83%	6
MINUTECLINIC DIAG OF IND, LLC #8645		6			6
Park Ridge Nursing Center		3	3	50%	6
METHODIST HEALTHCARE UNIVERSITY HOSPIT		6			6
ATLANTIC COMMUNITY HIGH SCHOOL		5	1	17%	6
CAREMOUNT MEDICAL PC		6			6
CVS NE5714POCT OMAHA		5	1	17%	6
CHILDREN'S HOSPITAL OF PHILADELPHIA		5	1	17%	6
VALSPAR CHAMPIONSHIP		6			6
CARNEGIE HILL PEDIATRICS LLP		5	1	17%	6
MINUTECLINIC, DIAGNOSTIC OF TEXAS, LLC		6			6
SAINT PETER'S UNIVERSITY HOSPITAL		6			6
WELLMED AT APOLLO BEACH BLVD		4	2	33%	6
MEDEXPRESS URGENT CARE - WILKES BARRE		5	1	17%	6
ALL4KIDZ PEDIATRICS LLC		3	3	50%	6
PREMIER FAMILY HEALTH PA			6	100%	6
JERSEY SHORE MEDICAL CENTER		6			6
CVS MA920POCT CLINTON		6			6
TULLAHOMA HMA, LLC		5	1	17%	6
DELTONA VA CBOC		5	1	17%	6
SIGNATURE URGENT CARE			6	100%	6
CVS IN6572POCT INDIANAPOLIS		6			6
BROWARD COUNTY HEALTH DEPT.			6	100%	6
ARC POINT LABS OF AUSTIN NORTH			6	100%	6
MINUTECLINIC MINUTECLINIC #3665		6			6
GOPATH LABORATORIES			6	100%	6
Arbors at Marietta		6			6
HILLSBOROUGH COUNTY HEALTH DEPARTMENT			6	100%	6
SOUTHERN OCEAN MEDICAL CENTER		6			6
CVS IL1170POCT JOLIET		6			6
CVS MA1095POCT AMHERST		5	1	17%	6
FAMILY TREE PRIMARY CARE		5	1	17%	6
MINUTECLINIC DIAGNOSTIC OF OHIO #6139		6			6
OURMED		5	1	17%	6
RIVER CITY PRIMARY AND URGENT CARE			6	100%	6
ST VINCENTS AMBULATORY CARE INC		3	3	50%	6
MEDEXPRESS URGENT CARE - NORTH LITTLE		5	1	17%	6
CVS NJ2508POCT MANALAPAN		6			6
RUSH UNIVERSITY MEDICAL CENTER LABORATORY			6	100%	6

COVID-19: testing by laboratory

Data through May 20, 2021 verified as of May 21, 2021 at 09:25 AM

Data in this report are provisional and subject to change.

The numbers in the table below represent the number of Florida and non-Florida residents for whom test results were received by the Department of Health. A person can be tested by more than one laboratory and can have both positive and negative results. **Therefore, the sum of the numbers in each column will be larger than the total number of people tested.**

Reporting lab	Inconclusive	Negative	Positive	Percent positive	Total
ELITE MD GROUP INC		2	4	67%	6
PENN NURSING CENTER		6			6
PALMETTO HEALTH ALLIANCE		3	3	50%	6
URGENT CARE HOUSECALLS PA		5	1	17%	6
ADERHOLT MEDICAL, LLC		6			6
GIEBEIG FAMILY MEDICINE PA			6	100%	6
OCHSNER MEDICAL CENTER			6	100%	6
Samuel S. Stratton VAMC		6			6
EXCEL URGENT CARE OF NJ, LLC		4	2	33%	6
AARK LABORATORY		6			6
CVS NATIONAL HARBOR MD2297714CV		6			6
NORTH OKALOOSA CLINIC CORP		3	3	50%	6
MINUTECLINIC, LLC #07852		5	1	17%	6
WEST COCOA PHARMACY		3	3	50%	6
UT MEMPHIS UNIVERSITY HEALTH SERVICES			6	100%	6
AMERICAN MEDICAL RESPONSE - DENVER		3	3	50%	6
HELIX KH UC		1	5	83%	6
FLORIDA MEDICAL CLINIC -INTERNAL MED DADE CITY			6	100%	6
MEDEXPRESS URGENT CARE - KOKOMO		6			6
CVS OH2486POCT NILES		4	2	33%	6
ADVENT HEALTH MEDICAL GROUP		5	1	17%	6
XPRESS URGENT CARE LLC		6			6
CVS TX2263POCT SAN ANTONIO		6			6
PALM HARBOR DERMATOLOGY		4	2	33%	6
PRINCIPLE HOSPICE SERVICE, LLC		1	5	83%	6
UW MEDICINE VIROLOGY LAB			6	100%	6
RURAL HEALTH CARE INC			6	100%	6
CVS TX7821POCT LEAGUE CITY		6			6
PLEASANTVILLE OF SEBASTIAN LLC			6	100%	6
FAMILY CARE MEDICAL CENTER			6	100%	6
ELITE MEDICAL CENTER		1	5	83%	6
PARADIGM LABORATORIES			6	100%	6
CVS GA2279POCT SUWANEE		6			6
Wilkes-Barre VAMC		6			6
CVS OH3393POCT AURORA		5	1	17%	6
UT SOUTHWESTERN MEDICAL CENTER			6	100%	6
RIVERVIEW ALF OPERATOR LLC		1	5	83%	6
MINUTECLINIC DIAGNOSTIC OF TN PC #442		4	2	33%	6
THE LITTLE CLINIC			6	100%	6
PRESBYTERIAN HOME		6			6
ADVANCED URGENT CARE OF MARATHON		1	5	83%	6
MANORCARE HEALTH SERVICES			6	100%	6
CVS MO10053POCT SAINT PETERS		6			6
ANTHONY-BROWN PHARMACY		6			6
TEXAS MEDCLINIC			6	100%	6
CVS AZ33POCT TEMPE		6			6

COVID-19: testing by laboratory

Data through May 20, 2021 verified as of May 21, 2021 at 09:25 AM

Data in this report are provisional and subject to change.

The numbers in the table below represent the number of Florida and non-Florida residents for whom test results were received by the Department of Health. A person can be tested by more than one laboratory and can have both positive and negative results. **Therefore, the sum of the numbers in each column will be larger than the total number of people tested.**

Reporting lab	Inconclusive	Negative	Positive	Percent positive	Total
IVY ROSEN MD PLLC		6			6
THE WINDSOR OF OCALA		2	4	67%	6
WELLMED AT FORT PIERCE		4	2	33%	6
TAMIAMI LAB MILLENIUM			6	100%	6
BAYSHORE POINTE NURSING AND REHAB CENTER			6	100%	6
MIZELL MEMORIAL HOSPITAL			6	100%	6
CVS IL5797POCT CAROL STREAM		6			6
NIBHA MEDIRATTA MD PL			6	100%	6
APALACHEE CENTER INC		4	2	33%	6
CAREWELL 301 - WARWICK			6	100%	6
CVS AZ5026POCT MESA		6			6
ST LUKES HOSPITAL LABORATORY		2	4	67%	6
PATHGROUP LABS, LLC		4	2	33%	6
DEPARTMENT OF HEALTH AND HUMAN SERVICES DIVISION OF BEHAVIORAL HEALTH		1	5	83%	6
CVS NE8615POCT LINCOLN		5	1	17%	6
LOS ALAMOS NATIONAL LABORATORY		6			6
MAXCARE CLINIC			6	100%	6
AMERICAN HEALTH ASSOC. LABORATORY SOUTH		4	2	33%	6
LUMADOC HEALTH		4	2	33%	6
JOSEF SCHENKER, MD, PC		6			6
Kroger 673 - The Little Clinic Dallas		5	1	17%	6
MINUTECLINIC LLC #5041		2	4	67%	6
BRANDON REGIONAL EMERGENCY CTR			6	100%	6
SUNSHINE LABORATORY LLC		6			6
FIVE TOWNS PREMIER REHABILITATION AND, THE		6			6
BOCA VIPEDIATRICS			6	100%	6
Madison Health & Rehabilitation		6			6
RANDOLPH COUNTY HEALTH & REHABILITATIO		6			6
TALLAHASSEE MEMORIAL HEALTHCARE			6	100%	6
CDRX INFUSION			6	100%	6
MEDNOW URGENT CARE		3	3	50%	6
GENTLE MEDICINE ASSOCIATES / DR. REGINE BATAILLE		6			6
WELLSTAR DOUGLAS HOSPITAL LABORATORY		6			6
STARMED FAMILY & URGENT CARE			6	100%	6
MINUTECLINIC DIAGNOSTIC OF PA LLC		6			6
TIMBER CREEK PEDIATRICS		6			6
CVS NH6596POCT HAMPTON		6			6
QUATRACOR PLLC		6			6
QUENTIN N BURDICK MEMORIAL HEALTH CARE		6			6
ABSOLUTE HEALTH		5	1	17%	6
LPG COCONUT POINT - FAMILY/ INTERNAL MEDICINE		6			6
St. Josephs Hospital		4	2	33%	6
MEDEXPRESS URGENT CARE - CHERRY HILL		6			6
CVS MI8049POCT WATERFORD		5	1	17%	6
SARASOTA IMMEDIATE CARE			6	100%	6
ALVARO J DANGOND MD PA		4	2	33%	6

COVID-19: testing by laboratory

Data through May 20, 2021 verified as of May 21, 2021 at 09:25 AM

Data in this report are provisional and subject to change.

The numbers in the table below represent the number of Florida and non-Florida residents for whom test results were received by the Department of Health. A person can be tested by more than one laboratory and can have both positive and negative results. **Therefore, the sum of the numbers in each column will be larger than the total number of people tested.**

Reporting lab	Inconclusive	Negative	Positive	Percent positive	Total
CVS MA2172POCT NORTH GRAFTON		6			6
Advanced Care Center			6	100%	6
PANCARE HEALTH - ALTHA PUBLIC			6	100%	6
PATIENT FIRST - ALLENTOWN			6	100%	6
QUICK CARE MED WALK IN AND URGENT CARE			6	100%	6
BAYCARE ALLIANT HOSPITAL			6	100%	6
RAPID MEDLAB (004M0)		5	1	17%	6
CVS MA654POCT ACTON		6			6
CITIZENS BAPTIST MEDICAL CENTERS LAB		5	1	17%	6
GENESIS FAMILY PRACTICE		3	3	50%	6
WILLIAM S MIDDLETON MEMORIAL VET HOSP		6			6
MEDEXPRESS URGENT CARE - VINELAND S MA		6			6
MINUTECLINIC, LLC #07876		5	1	17%	6
BROOKDALE CLERMONT			6	100%	6
UNIVERISTY OF MIAMI			6	100%	6
BROWARD TRANSITIONAL CENTER			6	100%	6
VA OUTPATIENT PHARMACY			6	100%	6
CVS MA1094POCT GREENFIELD		6			6
PUTNAM HOSPITAL CENTER LABORATORY		6			6
MERCY URGENT CARE			6	100%	6
MEDEXPRESS URGENT CARE - SUMMERSVILLE, WEBSTER RD		6			6
LAKEVIEW TERRACE HOME HEALTH SERVICES LLC			6	100%	6
MINUTECLINIC DIAGNOSTIC OF NH, LLC (CL		5	1	17%	6
CVS NV2928POCT LAS VEGAS		6			6
PIEDMONT NEWNAN HOSPITAL		5	1	17%	6
DISCOVERY VILLAGE AT DEERWOOD			6	100%	6
OVIEDO CHILDRENS HEALTH CENTER LLC		1	5	83%	6
GENDERXPRESS/PICTURE ME PERFECT IMAGING		3	3	50%	6
SANTOS REHABILITATION CENTER INC			6	100%	6
NORTH FLORIDA PEDIATRICS JASPER			6	100%	6
ENIGMA DIAGNOSTIC, INC.			6	100%	6
SOUTHEASTERN DERMATOLOGY GROUP PA		5	1	17%	6
ManorCare Rehabilitation Center- Decatur		6			6
RHEA MEDICAL CENTER		6			6
NORTHPORT MEDICAL CENTER LAB		6			6
BNR PHARMACY INC		6			6
CVS CA9751POCT AGOURA		6			6
CVS CA9823POCT SACRAMENTO		6			6
MEDEXPRESS URGENT CARE-PITTSFIELD		6			6
QUALITY MEDICAL CARE			6	100%	6
Northport VAMC		6			6
COMPUNET CLINICAL LAB			6	100%	6
UNILAB		2	4	67%	6
CVS TX10140POCT THE WOODLANDS		5	1	17%	6
CURATIVE CARE CENTER INC		1	5	83%	6
ELEVATION HEALTH LABORATORY		6			6

COVID-19: testing by laboratory

Data through May 20, 2021 verified as of May 21, 2021 at 09:25 AM

Data in this report are provisional and subject to change.

The numbers in the table below represent the number of Florida and non-Florida residents for whom test results were received by the Department of Health. A person can be tested by more than one laboratory and can have both positive and negative results. **Therefore, the sum of the numbers in each column will be larger than the total number of people tested.**

Reporting lab	Inconclusive	Negative	Positive	Percent positive	Total
FIRST COAST CARDIOVASCULAR INSTITUTE PA			6	100%	6
ADVENT HEALTH - TUSKAWILLA		4	2	33%	6
ADVENTHEALTH GORDON		5	1	17%	6
ORLANDO HEALTH PHYSICIAN GROUP			6	100%	6
MARIANNA CBOC		6			6
CONCENTRA - ORLANDO SOUTH II		5	1	17%	6
WALGREENS SARASOTA		5	1	17%	6
UNILAB OF DADE INC			6	100%	6
COVID RAPID LABS		1	5	83%	6
AMERICAN EAGLE LEESBURG AL LLC DBA VISTA LAKE			6	100%	6
HUNTERS CREEK PEDIATRICS		6			6
WG WINDSOR WOODS SH LLC		6			6
CVS IN5696POCT FORT WAYNE		6			6
MEDEXPRESS URGENT CARE - WAXAHACHIE, N HIGHWAY 77		4	2	33%	6
MENORAH MANOR			6	100%	6
CVS SC5550POCT CLOVER		5	1	17%	6
ALLEGRO FLEMING ISLAND		1	5	83%	6
FLORIDA MEDICAL SPECIALISTS		2	4	67%	6
CLINICAL ASSOCIATES OF ORLANDO LLC		6			6
CENTRAL FLORIDA PRIMARY CARE			6	100%	6
PUBLIC HEALTH LAB		6			6
DOCS URGENT CARE		1	5	83%	6
ARLINGTON OF NAPLES		6			6
RADEAS			6	100%	6
MEDEXPRESS URGENT CARE - ELM GROVE		5	1	17%	6
HEARTLAND HOME HEALTH CARE		6			6
GUTHRIE MEDICAL GROUP LABORATORIES		6			6
CONCENTRA			6	100%	6
HOLLY HILL HOME INFUSION SERVICE		5	1	17%	6
BRIGHT HEALTH CLINIC CORP			6	100%	6
MEDEXPRESS URGENT CARE - LEDGEWOOD		5	1	17%	6
MEDEXPRESS URGENT CARE PENNSVILLE		4	2	33%	6
CAPITAL HEALTH PLAN LABORATORIES			6	100%	6
Army Residence Community		5	1	17%	6
CVS PA2688POCT COLLEGEVILLE		6			6
MINIUTECLINIC DIAG OF IND, LLC #6553		6			6
Oakwood - North Baldwins Center for Living		6			6
ELIAS KANAAN MD PA		6			6
CVS NC2771POCT CLAYTON		5	1	17%	6
DELAWARE PUBLIC HEALTH LABORATORY		2	4	67%	6
MARSHALL MEDICAL CENTER SOUTH LAB		5	1	17%	6
CVS MO5655POCT LIBERTY		3	3	50%	6
CARL R DARNALL ARMY MEDICAL CENTER			6	100%	6
MINUTECLINIC DIAGNOSTIC OF TEXAS, LLC #7435		4	2	33%	6
LRHS Southeastern University		4	2	33%	6
CVS OK6225POCT EDMOND		6			6

COVID-19: testing by laboratory

Data through May 20, 2021 verified as of May 21, 2021 at 09:25 AM

Data in this report are provisional and subject to change.

The numbers in the table below represent the number of Florida and non-Florida residents for whom test results were received by the Department of Health. A person can be tested by more than one laboratory and can have both positive and negative results. **Therefore, the sum of the numbers in each column will be larger than the total number of people tested.**

Reporting lab	Inconclusive	Negative	Positive	Percent positive	Total
MEDEXPRESS URGENT CARE - MBURG COMMONS		5	1	17%	6
MEDEXPRESS URGENT CARE PLEASANT HILLS		5	1	17%	6
CELAL GUROL ERBAY, MD			6	100%	6
GENEVA GENERAL HOSPITAL LABORATORY		4	2	33%	6
MCKENZIE-WILLAMETTE MEDICAL CENTER LAB		6			6
PHYSICIANS URGENT CARE BERRY FARMS		4	2	33%	6
ST BARNABAS HOSPITAL		6			6
MED EXPRESS URGENT CARE PC - MARYLAND		5	1	17%	6
MEDEXPRESS URGENT CARE SHADYSIDE		5	1	17%	6
WASHINGTON COLLEGE HEALTH SERVICES		5			5
SUTTER TRACY COMMUNITY HOSPITAL			5	100%	5
REHABILITATION CENTER AT JUPITER GARDENS		5			5
MEDEXPRESS URGENT CARE MARTINSBURG		3	2	40%	5
ST JOSEPHS BEHAVIORAL HEALTH CENTER			5	100%	5
JUPITER ISLAND MEDICAL CLINIC INC		5			5
AKRON GENERAL MEDICAL CENTER MAIN		5			5
BROOME COUNTY HEALTH DEPARTMENT		4	1	20%	5
ALPHADERA LABS, LLC			5	100%	5
THE RETREAT AT PORT ORANGE			5	100%	5
Walker BaptistMedCtr		4	1	20%	5
MINUTECLINIC DIAG OF IND, LLC #6483		3	2	40%	5
AHC Decatur County		5			5
MINUTECLINIC DIAG OF IND, LLC #5369		4	1	20%	5
PREMIER MEDICAL CLINIC		3	2	40%	5
CVS AZ7841POCT TUCSON		5			5
TMH PHYSICIAN PARTNERS SOUTHWOOD		1	4	80%	5
GOOD SAMARITAN HOSPITAL		3	2	40%	5
URGENT MED INC		3	2	40%	5
Georgiana Health and Rehabilitation, LLC		5			5
MEDEXPRESS URGENT CARE - BECKLEY CROSS		4	1	20%	5
MID - FLORIDA PATHOLOGY LLC		1	4	80%	5
TAVARES VA COMMUNITY OUTPATIENT CLINIC		4	1	20%	5
GULF COAST VETERANS HCS PANAMA CITY OPC		5			5
BOND & STEELE CLINIC PA D/B/A BOND CLINIC PA		5			5
MIAMI CANCER INSTITUTE			5	100%	5
CVS IN6757POCT COLUMBUS		5			5
CVS NV408817POCT LAS VEGAS		1	4	80%	5
WATERTOWN URGENT CARE PLLC		5			5
SMOKY MOUNTAIN URGENT CARE AND FAMILY MEDICINE CENTER			5	100%	5
CVS PA258POCT MCKEES ROCKS		5			5
NEW YORK STATE DEPARTMENT OF HEALTH			5	100%	5
DEPARTMENT OF PATHOLOGY ROME MEMORIAL		3	2	40%	5
MID FLORIDA HEALTH INC			5	100%	5
EGL GENETICS DIAGNOSTICS			5	100%	5
MEDEXPRESS URGENT CARE- ALLISON PARK		3	2	40%	5
CULLMAN REGIONAL URGENT CARE		4	1	20%	5

COVID-19: testing by laboratory

Data through May 20, 2021 verified as of May 21, 2021 at 09:25 AM

Data in this report are provisional and subject to change.

The numbers in the table below represent the number of Florida and non-Florida residents for whom test results were received by the Department of Health. A person can be tested by more than one laboratory and can have both positive and negative results. **Therefore, the sum of the numbers in each column will be larger than the total number of people tested.**

Reporting lab	Inconclusive	Negative	Positive	Percent positive	Total
KINGSTON RESIDENCE OF MARION		5			5
MEDEXPRESS URGENT CARE FOX CHAPEL		5			5
MARION COUNTY FIRE RESCUE		3	2	40%	5
MEDEXPRESS URGENT CARE - WALDORF, CRAIN HWY		5			5
FASTCARE LLC			5	100%	5
BLUETAIL MEDICAL GROUP, LLC		4	1	20%	5
FLORIDA PRIMARY CARE AND SPORTS MEDICINE INC		2	3	60%	5
FRANCES WARDE MEDICAL LABORATORY		2	3	60%	5
COOPER HOSPITAL/UNIVERSITY MEDICAL		5			5
MEDEXPRESS URGENT CARE - DANVILLE		5			5
NORTH DADE NURSING AND REHABILITATION CENTER			5	100%	5
ADVANCED HEART CARE OF SOUTH FLORIDA		5			5
UNIVERISTY OF MEMPHIS ATHLETIC TRAINI		5			5
MASSENA HOSPITAL LABORATORY		5			5
STVHCS - Dental Outpatient Clinic		5			5
APOLLO GARDENS RETIREMENT RESIDENCE CARE		5			5
HAWTHORNE HEALTH AND REHABILITATION			5	100%	5
MEDEXPRESS URGENT CARE CHICOPEE		4	1	20%	5
AFFINITY URGENT CARE			5	100%	5
PEDIATRICS OF ALTAMONTE		5			5
GENTLE HANDS MOBILE PHLEBOTOMY			5	100%	5
LABCORP UNSPECIFIED		5			5
XRL SXF REF LAB		5			5
CLINICAL PATHOLOGY LABORATORIES			5	100%	5
LAKE MARY HEALTH AND REHABILITATION CENTER	1		4	80%	5
CARE CENTER OF LAKE PLACID	1		4	80%	5
VIBRA HEALTH LABORATORY			5	100%	5
MEDEXPRESS URGENT CARE - MOUNTAIN HOME		4	1	20%	5
MEDEXPRESS URGENT CARE-VINLAND SOUTH		4	1	20%	5
ST LUCIE COUNTY HEALTH DEPARTMENT		4	1	20%	5
Arbors at Stow		5			5
KEYSTONE REHABILITATION AND HEALTH CENTER		1	4	80%	5
FORSYTH HOUSE			5	100%	5
ADVENTHEALTH MEDICAL GROUP PEDIATRICS		2	3	60%	5
CARENOW URGENT CARE - CENTRAL AUSTIN		1	4	80%	5
AEL KNOXVILLE			5	100%	5
MEDHELP PELHAM		5			5
MONROE COUNTY DEPT OF PUBLIC HEALTH ST		5			5
MEDEXPRESS URGENT CARE - RUNNEMEDE		3	2	40%	5
BOROPARK URGENT CARE		4	1	20%	5
MEDEXPRESS URGENT CARE HUNTINGTON		5			5
IMA MEDICAL CENTER OF WEST TAMPA		2	3	60%	5
UCF STUDENT HEALTH SERVICES LABORATORY		2	3	60%	5
BIOTECH CLINICAL LABORATORY			5	100%	5
THE DOCTORS CENTER HEALTHCARE-SOUTHSIDE		1	4	80%	5
CVS AZ9290POCT PHOENIX		4	1	20%	5

COVID-19: testing by laboratory

Data through May 20, 2021 verified as of May 21, 2021 at 09:25 AM

Data in this report are provisional and subject to change.

The numbers in the table below represent the number of Florida and non-Florida residents for whom test results were received by the Department of Health. A person can be tested by more than one laboratory and can have both positive and negative results. **Therefore, the sum of the numbers in each column will be larger than the total number of people tested.**

Reporting lab	Inconclusive	Negative	Positive	Percent positive	Total
L3HARRIS FAMILY MEDICAL CENTER		1	4	80%	5
HAMILTON MEDICAL CENTER LABORATORY		3	2	40%	5
CVS OH6149POCT UPPER ARLINGTON		2	3	60%	5
THE DOCTOR'S OFFICE OF WEST CALDWELL		5			5
PRL NYC PANDEMIC RESPONSE LAB			5	100%	5
MEDEXPRESS URGENT CARE - BRIDGEVILLE		5			5
RELIANT IMMUNE DIAGNOSTICS			5	100%	5
MINUTECLINIC, LLC #5707		5			5
HUNT CLUB MEDICAL CARE			5	100%	5
MINUTECLINIC DIAGNOSTIC OF PENNSYLVANIA, LLD #1545		5			5
TANNER MEDICAL CENTER EAST AL		5			5
GRADY MEMORIAL HOSPITAL/MICRO			5	100%	5
CVS AZ10150POCT PHOENIX		4	1	20%	5
INFECTION CONTROL/ EMPHEALTH		3	2	40%	5
MOUNT SINAI AVENTURA DIAGNOSTIC CENTER			5	100%	5
FLORIDA DEPARTMENT OF HEALTH - INVERNESS		3	2	40%	5
FRESENIUS MEDICAL CARE			5	100%	5
MINUTECLINIC LLC #3351			5	100%	5
CLEVELAND CLINIC MARTIN HEALTH NURSING & RESTORATIVE		5			5
MINUTECLINIC DIAGNOSTIC PA #3344		5			5
DAVENPORT PEDIATRICS PA		1	4	80%	5
ATLANTA PLUS URGENT CARE			5	100%	5
BROOKDALE NEW PORT RICHEY			5	100%	5
Brookcrest Nursing Home		5			5
FINLAY		1	4	80%	5
SJH			5	100%	5
CHAMPLAIN VALLEY PHYSICIANS HOSPITAL		3	2	40%	5
Wynfield Park Health and Rehabilitation		5			5
PREMIER PEDIATRICS		1	4	80%	5
CITRUS HEALTH NETWORK INC		2	3	60%	5
MINUTECLINIC DIAGNOSTIC MED GRP OF ORA		4	1	20%	5
EAST BANK HOSPITAL - UNIVERSITY OF MINNESOTA MEDICAL CENTER			5	100%	5
Life Care Center of Estero			5	100%	5
SPRINGHILL MEMORIAL HOSPITAL		5			5
PRECISION LABS LLC		2	3	60%	5
MINUTECLINIC DIAGNOSTIC OF OHIO #5060		4	1	20%	5
BRIGHAM AND WOMEN'S HOSPITAL		1	4	80%	5
GET WELL EXPRESS URGENT CARE & WALK-IN CLINIC			5	100%	5
WHITE WILSON MEDICAL CENTER - FWB		1	4	80%	5
WESTMINSTER SHORES			5	100%	5
ATLANTIC SURGERY CENTER OF JACKSONVILLE BEACH		5			5
BAYSHORE LABORATORY		4	1	20%	5
CELERION			5	100%	5
PREMIER MEDICAL LABORATORY	1	2	2	40%	5
CVS NC2749POCT CONCORD		5			5
MEDICAL CENTER OF BLOUNTSTOWN			5	100%	5

COVID-19: testing by laboratory

Data through May 20, 2021 verified as of May 21, 2021 at 09:25 AM

Data in this report are provisional and subject to change.

The numbers in the table below represent the number of Florida and non-Florida residents for whom test results were received by the Department of Health. A person can be tested by more than one laboratory and can have both positive and negative results. **Therefore, the sum of the numbers in each column will be larger than the total number of people tested.**

Reporting lab	Inconclusive	Negative	Positive	Percent positive	Total
RAS MEDICAL SOLUTIONS, LLC		4	1	20%	5
Kroger 099 - The Little Clinic Fort Collins		5			5
Birchaven		5			5
PEDIATRIC URGENT HEALTH CARE			5	100%	5
FLAGLER HEALTH SERVICES INC			5	100%	5
Home Health Care Clinic		4	1	20%	5
PINECREST PEDIATRICS GROUP LLC			5	100%	5
VA PRIMARY CARE ANNEX			5	100%	5
SKYLINE UROLOGY		5			5
CYPRESS CREEK MEDICAL CENTER			5	100%	5
MORGAN STANLEY HEALTH CENTER		5			5
MINNESOTA DEPARTMENT OF HEALTH PUBLIC HEALTH LABORATORY DIVISION	1		4	80%	5
MINUTE CLINIC DIAGNOSTIC OF KANSAS PA		5			5
PM PEDIATRICS OF SELDEN		3	2	40%	5
CVS MA915POCT BEVERLY		3	2	40%	5
MINUTE CLINIC DIAGNOSTIC OF VIRGINIA, LLC #6292		4	1	20%	5
MINUTECLINIC DIAGNOSTIC OF PENNSYLVAN		4	1	20%	5
SCIENCE CARE			5	100%	5
LAKEVIEW HEALTHCARE SYSTEM LLC			5	100%	5
MD ANDERSON CANCER CENTER DI BAY AREA			5	100%	5
PHYSICIANS IMMEDIATE CARE ELGIN			5	100%	5
NATURE COAST PRIMARY CARE LAB LLC		1	4	80%	5
Rosedale Green		5			5
Crowne Health Care of Montgomery		5			5
UNIVERSITY OF WASHINGTON MEDICAL CENTER (UWMC) EMERGENCY DEPT.			5	100%	5
CVS IL8753POCT CHICAGO		5			5
MEDEXPRESS URGENT CARE-BLOOMFIELD AVEN		4	1	20%	5
MONTEFIORE MEDICAL CENTER LABS MONTEFIORE		4	1	20%	5
Oceanside Health & Rehabilitation Center		5			5
FRESENIUS KIDNEY CARE SOUTH ORLANDO			5	100%	5
RIO PINAR HEALTH CARE			5	100%	5
KETTERING HEALTH			5	100%	5
ELITE CARE			5	100%	5
OLEAN GENERAL HOSPITAL		5			5
VA Ann Arbor HCS		4	1	20%	5
PINES HEALTH MART PHARMACY		5			5
HELIX DIAGNOSTIX		2	3	60%	5
WALGREENS# 00323		5			5
LIVING WATERS MEDICAL CENTER			5	100%	5
VA SALT LAKE CITY HCS		5			5
CLINICAL CARE INC			5	100%	5
REGIONAL MEDICAL CENTER BAYONET POINT			5	100%	5
LEVY COUNTY DEPT. OF PUBLIC SAFETY		2	3	60%	5
THE UNIVERSITY OF VERMONT MEDICAL CENTER		4	1	20%	5
MINUTECLINIC DIAGNOSTIC OF OHIO #6192		5			5
ALLIANCE FOR MULTISPECIALTY RESEARCH		5			5

COVID-19: testing by laboratory

Data through May 20, 2021 verified as of May 21, 2021 at 09:25 AM

Data in this report are provisional and subject to change.

The numbers in the table below represent the number of Florida and non-Florida residents for whom test results were received by the Department of Health. A person can be tested by more than one laboratory and can have both positive and negative results. **Therefore, the sum of the numbers in each column will be larger than the total number of people tested.**

Reporting lab	Inconclusive	Negative	Positive	Percent positive	Total
BAPTIST HEALTH - TOWN CENTER			5	100%	5
CVS M04850POCT SPRINGFIELD		5			5
BUEN PASTOR MEDICAL CENTER, INC			5	100%	5
CAPE COD HOSPITAL			5	100%	5
LABS PLUS LLC		5			5
CARENOW URGENT CARE - WINTER SPRINGS		4	1	20%	5
VEIL VALLEY MEDICAL CENTER			5	100%	5
MINUTECLINIC DIAGNOSTIC MED GRP OF SAN		4	1	20%	5
WINCHESTER MEDICAL CENTER			5	100%	5
THE CLINIC OF PEDIATRICS & GI MEDICINE, INC			5	100%	5
LPG PEDIATRICS AT CAPE CORAL		5			5
UNIVERSITY OF CHICAGO MEDICAL CENTER LAB			5	100%	5
CVS CA9606POCT TEMECULA		5			5
FASTMED URGENT CARE			5	100%	5
BEACH HOUSE		5			5
CFP PHYSICIANS GROUP			5	100%	5
MC DIAGNOSTIC OF CONNECTICUT, PC #252		4	1	20%	5
CVS IL7017POCT BLOOMINGTON		5			5
FOUNDCARE, INC			5	100%	5
MD NOW MEDICAL CENTER INC			5	100%	5
EAST CENTRAL FLORIDA OUT PATIENT IMAGING			5	100%	5
PHYSICIANS QUALITY CARE			5	100%	5
STEBEN COUNTY PUBLIC HEALTH		5			5
SOUTH FLORIDA RESEARCH ORGANIZATION			5	100%	5
UNC HOSPITAL/MCLENDON CLINICAL LABORATORIES			5	100%	5
OMNICARE PHARMACY OFTEXAS 1, LP DBA OMNICARE		5			5
URGENT CARE COASTAL GA			5	100%	5
AMAVIDA		5			5
RURAL/METRO MIDSOUTH,		5			5
MINUTECLINIC, LLC #7139		5			5
QUEST DIAGNOSTICS PSC		1	4	80%	5
FALLSBURG CHAI		5			5
SEASIDE MANOR			5	100%	5
AUGUSTA HEALTH			5	100%	5
INVERNESS FAMILY CARE HIGH RISK PLLC			5	100%	5
OCCMED SOLUTIONS		2	3	60%	5
MEDEXPRESS URGENT CARE - WEST ST PAUL, ROBERT ST S		4	1	20%	5
NYC PUBLIC HEALTH LABS			5	100%	5
NAVAL MEDICAL CENTER			5	100%	5
PIEDMONT HOSPITAL LAB			5	100%	5
CVS CA9858POCT SANTA CLARITA		4	1	20%	5
ST JOHNS BIOMEDICAL LAB		5			5
JACKSON SOUTH COMMUNITY HOSPITAL LAB			5	100%	5
ARKANSAS DEPARTMENT OF HEALTH			5	100%	5
MEDEXPRESS URGENT CARE - SOUTH PARKERSBURG		5			5
MIAMI MEDICAL CONSULTANT PA			5	100%	5

COVID-19: testing by laboratory

Data through May 20, 2021 verified as of May 21, 2021 at 09:25 AM

Data in this report are provisional and subject to change.

The numbers in the table below represent the number of Florida and non-Florida residents for whom test results were received by the Department of Health. A person can be tested by more than one laboratory and can have both positive and negative results. **Therefore, the sum of the numbers in each column will be larger than the total number of people tested.**

Reporting lab	Inconclusive	Negative	Positive	Percent positive	Total
COMMONS AT ORLANDO LUTHERAN TOWERS SNF			5	100%	5
ELDER ALTERNATIVES INC		3	2	40%	5
Hunterdon Medical Center Laboratory		5			5
EDITH NOURSE ROGERS MEMORIAL VAMC		5			5
NORTHERN MICHIGAN UNIVERSITY ATHLETICS		5			5
LabCorp of America			5	100%	5
WELL HEALTH WORKS, LLC - THE GARDEN THEATER		5			5
FLORIDA CLINICAL LABORATORY - BIOREFERENCE LABORATORIES		2	3	60%	5
COMMUNITY HEALTH CENTERS INC			5	100%	5
HELIX URGENT CARE			5	100%	5
JOHN T MACKAY MD			5	100%	5
MEMORIAL HEALTHCARE SYSTEM		1	4	80%	5
CVS MN663POCT APPLE VALLEY		4	1	20%	5
PATIENT FIRST			5	100%	5
Kroger 449 - The Little Clinic Mountain Park		4	1	20%	5
CULLMAN REGIONAL MEDICAL CENTER		3	2	40%	5
WYOMING PUBLIC HEALTH LAB			5	100%	5
FLORIDA PRIMARY & SPECIALTY CARE		5			5
SAFETY HARBOR SENIOR LIVING			5	100%	5
LOYOLA UNIVERSITY MEDICAL CENTER LABORATORY			5	100%	5
MEDEXPRESS URGENT CARE LAVALE		5			5
VIDANT MEDICAL CENTER			5	100%	5
SIENA COLLEGE SPORTS MEDICINE CENTER		5			5
FAMILY TREE DNA			5	100%	5
COPELAND MEDICAL CLINIC		3	2	40%	5
SOUTH BEND MEDICAL FOUNDATION			5	100%	5
DICKSON MEDICAL ASSOCIATES PC PATH LAB		4	1	20%	5
AHF PUBLIC HEALTH LABORATORY			5	100%	5
ADVANCED PEDIATRICS OF BOCA LLC			5	100%	5
SOUTHEAST GEORGIA PHYSICIAN ASSOCIATES		4	1	20%	5
ADVENTHEALTH MEDICAL GROUP COMMUNITY MEDICINE		4	1	20%	5
MINUTECLINIC DIAGNOSTIC OF MICHIGAN, P		5			5
JOSEPH SCHENKER MD PC		5			5
FELICIDAD MEDICAL CENTER INC			5	100%	5
NOVANT HEALTH UVA		2	3	60%	5
LAFAYETTE NURSING AND REHAB			5	100%	5
PHOEBE SUMTER MEDICAL CENTER LABORATORY		4	1	20%	5
SPRINGHILL SENIOR RESIDENCE		5			5
CVS SC2269POCT COLUMBIA		4	1	20%	5
COLUMBIA MEMORIAL HOSPITAL LABORATORY		5			5
COVENANT COLLEGE HEALTH SERVICES		5			5
MASSASHUSETTS STATE LAB INSTITUTE		2	3	60%	5
QUINTON MEMORIAL HEALTH CARE CENTER		5			5
URGENT CARE OF ERWIN		5			5
TANNER MEDICAL CENTER LABORATORY		4	1	20%	5
BAPTIST HOSPITAL EMPLOYEE HEALTH OFF			5	100%	5

COVID-19: testing by laboratory

Data through May 20, 2021 verified as of May 21, 2021 at 09:25 AM

Data in this report are provisional and subject to change.

The numbers in the table below represent the number of Florida and non-Florida residents for whom test results were received by the Department of Health. A person can be tested by more than one laboratory and can have both positive and negative results. **Therefore, the sum of the numbers in each column will be larger than the total number of people tested.**

Reporting lab	Inconclusive	Negative	Positive	Percent positive	Total
WELLMED AT SOUTH STUART		4	1	20%	5
FLORIDA HEALTH CARE PLANS STIRLING CENTER			5	100%	5
WOMACK ARMY MEDICAL CENTER			5	100%	5
CLINICAL LABORATORIES OF THE BUFFALO		4	1	20%	5
WEST PACIFIC MEDICAL LABORATORY			5	100%	5
LIFEPLUS HEALTHCARE GROUP INC		5			5
INDIAN RIVER PRIMARY CARE PA		5			5
PRECISION DIAGNOSTICS INC - NJ		5			5
LAKE COUNTY DETENTION CENTER		3	2	40%	5
WILLOW CREEK RETIREMENT CENTER		5			5
PHYSICIANS IMMEDIATE CARE CHICAGO			5	100%	5
URGENT TEAM MANAGEMENT OF TENNESSEE, L		4	1	20%	5
CVS NC7548POCT FUQUAY VARINA		4	1	20%	5
CAREMOUNT MEDICAL PC - BEDFORD URGENT		5			5
NORTH SHORE HEMATOLOGY-ONCOLOGY ASSOCIATES, PC		5			5
RUSSELL SAGE COLLEGE WELLNESS CENTER		5			5
CAREHERE LCS- EUSTIS			5	100%	5
EASTCHESTER PEDIATRIC MEDICAL GROUP		5			5
PATIENT FIRST - LEESBURG			5	100%	5
MEDEXPRESS URGENT CARE- COLUMBIA HEIGH		5			5
PEDIATRICS OF CENTRAL FLORIDA – POINCIANA		3	2	40%	5
REELFOOT FAMILY WALK IN CLINIC		4	1	20%	5
CVS TX5877POCT PEARLAND		5			5
CVS PA1657POCT YORK		4	1	20%	5
INTERNAL MEDICINE & PRIMARY CARE ASSOCIATES, PLC			5	100%	5
MEDICAL UNIVERSITY SC HOSPITAL			5	100%	5
MONTCLAIR STATE UNIV/HLTH & WELLNESS		5			5
WOODHULL MEDICAL AND MENTAL HEALTH CTR		5			5
HEALTHCARE NETWORK OF SOUTHWEST FLORIDA			5	100%	5
CVS MINUTE CLINIC DIAGNOSTIC MED GRP		5			5
CVS SC1540POCT MYRTLE BEACH		4	1	20%	5
Katherine Luther Residential Healthcare		5			5
INNOVATIVE COVID-DIVERSEY			5	100%	5
THONOTOSASSA COMMUNITY HEALTH CENTER		1	4	80%	5
MEDEXPRESS URGENT CARE, MILLCREEK		5			5
WASHINGTON STATE DEPARTMENT OF HEALTH PUBLIC HEALTH LABORATORIES			5	100%	5
Hillspring of Springboro		5			5
FLORIDA HOSPITAL LAKE MARY		5			5
NORTHWOOD UNIVERSITY-BENNETT SPORTS CENTER		5			5
IVY CREEK URGENT CARE OF ENTERPRISE			5	100%	5
AMI ST FRANCIS HOSPITAL LABORATORY		4	1	20%	5
CVS MA217POCT TEWKSBURY		4	1	20%	5
MEDEXPRESS URGENT CARE - ANDERSON		5			5
FARRIOR FACIAL PLASTIC SURGERY		5			5
PORT ORANGE NURSING & REHAB			5	100%	5
IPSUM DIAGNOSTICS LLC		5			5

COVID-19: testing by laboratory

Data through May 20, 2021 verified as of May 21, 2021 at 09:25 AM

Data in this report are provisional and subject to change.

The numbers in the table below represent the number of Florida and non-Florida residents for whom test results were received by the Department of Health. A person can be tested by more than one laboratory and can have both positive and negative results. **Therefore, the sum of the numbers in each column will be larger than the total number of people tested.**

Reporting lab	Inconclusive	Negative	Positive	Percent positive	Total
WILSON PEDIATRICS			5	100%	5
IMMERSION RESIDENTIAL LLC			5	100%	5
LIFEGUARD AMBULANCE SERVICE LLC - BAY COUNTY			5	100%	5
ACCESS 365 URGENT CARE LLC		3	2	40%	5
SOUTH FLORIDA URGENT CARE CENTERS, LLC			5	100%	5
JOE DIMAGGIO CHILDREN'S HOSPITAL		1	4	80%	5
ADVENTHEALTH MEDICAL GROUP PEDIATRICS AT APOPKA		5			5
OPTUMCARE FLORIDA, LLC		3	2	40%	5
DIAGNOSTECHS		4	1	20%	5
SOUTH FLORIDA FAMILY HEALTH & RESEARCH CTR			5	100%	5
ENT AND ALLERGY ASSOCIATES OF FLORIDA, LLC			5	100%	5
UNIVERSITY OF MIAMI / SCCC RESEARCH LABORATORY			5	100%	5
Kroger 752 - The Little Clinic Central Station		3	1	25%	4
CVS NV8784POCT LAS VEGAS		3	1	25%	4
CVS MA2297677CV BOSTON		4			4
EXPRESS TESTING-ONE			4	100%	4
Central Alabama Veterans HCS - West Campus		4			4
ENCOMPASS HOME HEALTH		4			4
HARBOUR ISLAND PEDIATRICS LLC			4	100%	4
CVS TN7144POCT BARTLETT		4			4
COVID PROCESSING SITE			4	100%	4
ASCENSION ST VINCENT'S MEDICAL CENTER		3	1	25%	4
MINUTECLINIC DIAGNOSTIC OF VIRGINIA, LLC #392		4			4
WELLSTREET BUCKHEAD SOUTH		3	1	25%	4
PRIMECARE		2	2	50%	4
LUVERNE HEALTH AND REHABILITATION		4			4
EXTENDICARE HEALTH & REHAB CENTER		4			4
BELLIN HEALTH LAB		1	3	75%	4
FLORIDA DEPARTMENT OF HEALTH (FDOH)		2	2	50%	4
UVA HEALTH SYSTEM MEDICAL LABORATORIES			4	100%	4
WELLSTAR PAULDING HOSPITAL		4			4
ACCENT PHYSICIAN SPECIALISTS PA		4			4
Smoky Mountain Nursing and Rehabilitation Center		4			4
MEDEXPRESS URGENT CARE - MARKHAM STREE		3	1	25%	4
ST. LUKE'S HOSPITAL - BETHLEHEM CAMPUS		1	3	75%	4
FLORIDA HEALTHCARE PLAN			4	100%	4
CARE ONE PRIMARY CARE			4	100%	4
HEARTLAND - CHARLESTON OF HANAHAN SC,		4			4
CVS CT288POCT BRISTOL		3	1	25%	4
MARK HOANG MD PA			4	100%	4
CAREWELL URGENT CARE			4	100%	4
ORANGE COUNTY HEALTH DEPARTMENT		2	2	50%	4
CRISP REGIONAL HOSPITAL		4			4
UNIVERSITY OF MIAMI HOSPITALS & CLINIC			4	100%	4
CVS OH4359POCT HUDSON		4			4
HAVEN CUSTEAD CARE CENTER		1	3	75%	4

COVID-19: testing by laboratory

Data through May 20, 2021 verified as of May 21, 2021 at 09:25 AM

Data in this report are provisional and subject to change.

The numbers in the table below represent the number of Florida and non-Florida residents for whom test results were received by the Department of Health. A person can be tested by more than one laboratory and can have both positive and negative results. **Therefore, the sum of the numbers in each column will be larger than the total number of people tested.**

Reporting lab	Inconclusive	Negative	Positive	Percent positive	Total
CALLE OCHO DIALYSIS			4	100%	4
APOPKA FAMILY HEALTH CENTER		3	1	25%	4
DEACONESS HOSPITAL			4	100%	4
ASCENDI HOME HEALTH AGENCY INC			4	100%	4
HAMPTON ALF AT 24TH ROAD LLC			4	100%	4
ADVANCED URGENT CARE LLC		1	3	75%	4
Mill Valley Care Center		4			4
LIVINGSTON COUNTY DEPT OF HEALTH REPRO			4	100%	4
SUMMIT CLINICAL LABORATORIES LLC			4	100%	4
CVS OH2381POCT LEWIS CENTER		4			4
GREEN BAY BLIZZARD OFFICE		4			4
FISHERMEN'S HOSPITAL			4	100%	4
Westminster Manor		3	1	25%	4
PORT ORANGE PEDIATRICS PA			4	100%	4
MEDEXPRESS URGENT CARE - TULSA, S YALE AVE		4			4
SOUTHEASTERN REGIONAL MEDICAL CENTER			4	100%	4
CVS OH4300POCT STRONGSVILLE		4			4
COOK HOSPITAL AND CARE CENTER		3	1	25%	4
METHODIST HEALTHCARE - MEMPHIS HOSP		4			4
CVS OH4499POCT LYNDHURST		2	2	50%	4
RIVER CITY MEDICAL ASSOCIATES INC			4	100%	4
REMEDY URGENT CLINIC		2	2	50%	4
CVS TX3292POCT WYLIE		4			4
PLAINVIEW PRIMARY CARE		4			4
MEDEXPRESS URGENT CARE - SOMERSET TOWNSHIP		4			4
BARTON MEMORIAL HOSPITAL		3	1	25%	4
ENGLE CENTER FOR HEALTH SERVICES		4			4
MIDDLETON PEDIATRICS			4	100%	4
WINDSOR AT OCALA		3	1	25%	4
FHCP - ORMOND BEACH			4	100%	4
Medilodge of Alpena		4			4
BAPTIST HEALTH MEDICAL CENTER			4	100%	4
BE WELL PHARMACY		4			4
STEAMBOAT EMERGENCY CENTER			4	100%	4
1ST CHOICE URGENT CARE CENTER LLC		3	1	25%	4
WALGREENS #04311		4			4
CVS MI8091POCT FRASER		3	1	25%	4
SOUTH FLORIDA PEDIATRIC PARTNERS			4	100%	4
OMNICARE PHARMACY OF TEXAS 1		4			4
CRESTAR LABS		2	2	50%	4
TRUE HEALTH- HOFFNER		3	1	25%	4
CVS NH2257POCT MANCHESTER		4			4
MEDEXPRESS URGENT CARE, HANOVER		3	1	25%	4
MINUTECLINIC DIAG OF IND LLC #1367		4			4
RML PHARMACY PC		4			4
MEDEXPRESS URGENT CARE - WICHITA, S SENECA ST		2	2	50%	4

COVID-19: testing by laboratory

Data through May 20, 2021 verified as of May 21, 2021 at 09:25 AM

Data in this report are provisional and subject to change.

The numbers in the table below represent the number of Florida and non-Florida residents for whom test results were received by the Department of Health. A person can be tested by more than one laboratory and can have both positive and negative results. **Therefore, the sum of the numbers in each column will be larger than the total number of people tested.**

Reporting lab	Inconclusive	Negative	Positive	Percent positive	Total
Good Samaritan Society - Fairfield Glade		4			4
EPI			4	100%	4
MAILBOX DIAGNOSTICS		2	2	50%	4
OLYMPUS HEALTH AND PERFORMANCE			4	100%	4
LB Broen Home		4			4
CHILDREN'S HEALTHCARE OF ATLANTA		4			4
RENE F CEDENO DMD PA		4			4
RELIANT ACUTE CARE			4	100%	4
WELLSTREET - PONCE DE LEON		4			4
CVS MN6811POCT PLYMOUTH		4			4
CVS M08555POCT KANSAS CITY		4			4
HARBORCHASE OF VILLAGES CROSSING			4	100%	4
OHIO CVS STORES		3	1	25%	4
BAYLOR ESOTERIC AND MOLECULAR LAB			4	100%	4
Kroger 124 - The Little Clinic University		3	1	25%	4
Stonespring Transitional Care		4			4
LAKE FOREST PARK OP CO LLC		4			4
FAMILY MEDICINE AT WINTER PARK			4	100%	4
NOT GIVEN		1	3	75%	4
SOUTHWESTERN REGIONAL MEDICAL CENTER - TULSA		4			4
CARENOW-LEBANON		2	2	50%	4
Lakeview Village		4			4
UNIVERSITY OF MICHIGAN		2	2	50%	4
CUMBERLAND MEDICAL CENTER INC		4			4
MEDEXPRESS URGENT CARE-CHIPPEWA		3	1	25%	4
SOUTH MIAMI HOSPITAL		1	3	75%	4
OPP HEALTH AND REHABILITATION		4			4
AHC of Mckenzie		4			4
ADMERA HEALTH			4	100%	4
SCRIPPS CLINIC MEDICAL			4	100%	4
MPG JACKSONVILLE ATLANTIC BLVD		1	3	75%	4
LIFEHOPE LABS			4	100%	4
CHILDREN'S HEALTHCARE OF ATLANTA AT EG		4			4
WALGREENS #3811		1	3	75%	4
VA Boston HCS-West Roxbury Division		3	1	25%	4
MEMORIAL HOSPITAL OF TAMPA			4	100%	4
PILGRIM PHARMACY INC		4			4
IMIC INC RESEARCH			4	100%	4
SUMNER REGIONAL MEDICAL CENTER		3	1	25%	4
INTERMARKET FACILITY			4	100%	4
VA West Los Angeles Medical Center		4			4
INTRACOASTAL LABS INC		4			4
SOMA MEDICAL CENTER P.A. #4			4	100%	4
WINDER NURSING INC DBA WINDER HEALTH CARE		4			4
CVS CA8872POCT ALISO VIEJO		4			4
CVS MA1006POCT BROCKTON		4			4

COVID-19: testing by laboratory

Data through May 20, 2021 verified as of May 21, 2021 at 09:25 AM

Data in this report are provisional and subject to change.

The numbers in the table below represent the number of Florida and non-Florida residents for whom test results were received by the Department of Health. A person can be tested by more than one laboratory and can have both positive and negative results. **Therefore, the sum of the numbers in each column will be larger than the total number of people tested.**

Reporting lab	Inconclusive	Negative	Positive	Percent positive	Total
BUCKINGHAM PLACE ALF		4			4
CORTLAND REGIONAL MEDICAL CENTER		4			4
TOTAL RENAL LAB		3	1	25%	4
ST CLOUD PHARMACY AND WELLNESS CENTER		2	2	50%	4
RINGLING HEALTH CENTER		3	1	25%	4
PATHOLOGY REFERENCE LAB LLC			4	100%	4
CVS TX1057POCT SAN ANTONIO		3	1	25%	4
MOBILE URGENT CARE			4	100%	4
COLONIAL MEDICAL CENTER-EAST ORLANDO			4	100%	4
LAKESIDE HOSPITAL BELLE GLADE			4	100%	4
SOUTHERN SURGICAL ARTS		4			4
ST JOHN'S RIVERSIDE HOSPITAL		3	1	25%	4
CVS IL2297144CV CHICAGO		4			4
MEDEXPRESS URGENT CARE - TEAYS VALLEY		3	1	25%	4
ORLANDO REGIONAL HEALTH SERVICES		2	2	50%	4
CVS MINUTE CLINIC		1	3	75%	4
CAPITAL HEALTH LABORATORY INC			4	100%	4
BAYSTATE MEDICAL CENTER		2	2	50%	4
MEADOWS AT CYPRESS GARDENS, THE		3	1	25%	4
BIOTEST PLASMA CENTER		4			4
DR. G'S URGENT CARE			4	100%	4
STANFORD HEALTH CARE ANATOMIC PATHOLOGY & CLINICAL LAB			4	100%	4
NOVANT HEALTH PRESBYTERIAN		2	2	50%	4
BETTERMED URGENT CARE			4	100%	4
CARE ATC ARLINGTON CENTRAL PARK		4			4
MD NOW URGENT CARE - DELRAY WEST			4	100%	4
UNIVERSITY OF MARYLAND MEDICAL CENTER			4	100%	4
COMMUNITY PHYSICIANS OF NORTH PORT PA			4	100%	4
ACCESS RECOVERY SOLUTIONS LLC			4	100%	4
WE CARE - CARNIVAL CRUISELINE		4			4
SOUTHLAND SUITES OF LAKELAND			4	100%	4
CAPE REGIONAL URGENT CARE		4			4
NAVAL HOSPITAL CAMP PENDLETON			4	100%	4
MEDICAL CENTER ENTERPRISE			4	100%	4
JOHNNIE RUTH CLARKE LAB			4	100%	4
FCHC (OB)-DARWIN SQUARE CTR.			4	100%	4
Millennium Nursing & Rehab Center		4			4
ELEVATION DIAGNOSTICS		4			4
ROAN DRUG COMPANY LLC		4			4
CONSOLIDATED LABORATORY SERVICES			4	100%	4
COVENIENT CARE MEDICAL CLINIC			4	100%	4
VITAL CARE URGENT CARE			4	100%	4
LABQ CLINICAL DIAGNOSTICS		4			4
ST. MARY'S HOSPITAL			4	100%	4
CVS OH6167POCT ASHLAND		4			4
CVS CA9145POCT SANTEE		3	1	25%	4

COVID-19: testing by laboratory

Data through May 20, 2021 verified as of May 21, 2021 at 09:25 AM

Data in this report are provisional and subject to change.

The numbers in the table below represent the number of Florida and non-Florida residents for whom test results were received by the Department of Health. A person can be tested by more than one laboratory and can have both positive and negative results. **Therefore, the sum of the numbers in each column will be larger than the total number of people tested.**

Reporting lab	Inconclusive	Negative	Positive	Percent positive	Total
NEMOURS CHILDREN'S CLINIC			4	100%	4
CANOPY PEDIATRICS		4			4
MEDFIRST URGENT CARE			4	100%	4
SONNI'S PEDIATRICS		1	3	75%	4
NDX-CORE LAB			4	100%	4
SACRED HEART HEALTH SYSTEMS INC			4	100%	4
CVS IL3163POCT OAK PARK		4			4
DYNACARE LABORATORIES			4	100%	4
DEBORAH HEART AND LUNG CENTER		4			4
A PATTERN MEDICAL CLINIC		4			4
ADVENTHEALTH MEDICAL GROUP ADULT AND SENIOR HEALTH		1	3	75%	4
URGENT CARE OF THE SMOKIES			4	100%	4
WHITE EARTH IHS MAIN LAB		4			4
KAISER PERMANENTE REGIONAL LAB		4			4
University Plaza Rehabilitation and Nursing			4	100%	4
SIGNATURE CARE MONTROSE		2	2	50%	4
CVS CA8861POCT BUENA PARK		4			4
HEALTH EXPRESS URGENT CARE		2	2	50%	4
MD ANDERSON			4	100%	4
State Lab Unspecifd			4	100%	4
EAST TENNESSEE CHILDREN'S HOSPITAL		3	1	25%	4
MEDEXPRESS URGENT CARE - CINNAMINSON		3	1	25%	4
SIMEDHEALTH, LLC		2	2	50%	4
Kennedy University Hospital -Wash Twp L		4			4
UAB URGENT CARE CLINIC			4	100%	4
FLORIDA HEART AND VASCULAR			4	100%	4
MIAMI COMMUNITY HEALTH CENTER INC		1	3	75%	4
REHABILITATION CENTER OF WINTER PARK,THE			4	100%	4
CONSULATE HEATH CARE AT WEST ALTAMONTE			4	100%	4
MEDEXPRESS URGENT CARE - FORT SMITH		4			4
Bay View Nursing and Rehabilitation Center		3	1	25%	4
LEESBURG REGIONAL MEDICAL CENTER URGENT CARE			4	100%	4
LIFE CARE HOME HEALTH SERVICES LLC		1	3	75%	4
WESLEY CHAPEL INTERNAL MEDICINE AND PEDIATRICS			4	100%	4
Kroger 339 - The Little Clinic Highlands - Bardstown Road		4			4
LOUISIANA DEPT. OF HEALTH AND HOSPITALS-INFECTIOUS DISEASE EPI SECTION			4	100%	4
PENINSULA REGIONAL MED CTR LAB			4	100%	4
GILCHRIST COUNTY HEALTH DEPT			4	100%	4
CVS OH4301POCT NORTHFIELD		4			4
FHPG TAMPA PRIMARY CARE			4	100%	4
Overton Brooks VAMC		4			4
Willowbrooke Court at Country House		4			4
ARCPPOINT LABS OF ALTAMONTE SPRINGS		2	2	50%	4
MEDEXPRESS URGENT CARE - NUTLEY		4			4
MERCY HOSPITAL			4	100%	4
AFC URGENT CARE GUNBARREL			4	100%	4

COVID-19: testing by laboratory

Data through May 20, 2021 verified as of May 21, 2021 at 09:25 AM

Data in this report are provisional and subject to change.

The numbers in the table below represent the number of Florida and non-Florida residents for whom test results were received by the Department of Health. A person can be tested by more than one laboratory and can have both positive and negative results. **Therefore, the sum of the numbers in each column will be larger than the total number of people tested.**

Reporting lab	Inconclusive	Negative	Positive	Percent positive	Total
MEDICAL ASSOCIATES OF BREVARD LLC		3	1	25%	4
NHC HealthCare, Cookeville		4			4
MEDEXPRESS URGENT CARE - WEXFORD		4			4
Kroger 186 - The Little Clinic Holiday Manor		3	1	25%	4
CVS OH6164POCT DELAWARE		4			4
GENUS DIAGNOSTICS			4	100%	4
Marian Manor, Inc		4			4
INFINITI LABS INC			4	100%	4
ASPEN VALLEY HOSPITAL			4	100%	4
Kroger 959 - The Little Clinic Carmel		4			4
Kroger 895 - The Little Clinic Green Hills		4			4
CENTRAL FLORIDA WELLNESS LLC		4			4
Bon Secours Community Hospital Lab		4			4
Health Care Center of Jacksonville			4	100%	4
DEPARTMENT OF HEALTH AND ENVIRONMENTAL CONTROL			4	100%	4
THE OASIS ALF		4			4
Kroger 125 - The Little Clinic Castle Rock		3	1	25%	4
LAKE MARY PEDIATRICS			4	100%	4
NHC DICKSON		4			4
CROSSROADS URGENT CARE PLLC		4			4
MEDEXPRESS URGENT CARE, HERMITAGE		2	2	50%	4
DERMATOLOGY SPECIALISTS OF FL - DR. JON WARD			4	100%	4
MEDRITE MEDICAL CARE PC		4			4
CVS CA9485POCT MISSION VIEJO		4			4
STONE CLINICAL LABORATORIES OF FL LLC		4			4
Sears Coastal Nursing and Rehab		4			4
MOBIL LAB FOR ALL INC		4			4
INTERMOUNTAIN HEALTHCARE CENTRAL LABORATORY			4	100%	4
PANCARE HEALTH - PONCE DE LEON			4	100%	4
BETHPAGE EXTENDED HOURS CENTER		4			4
CAREWELL 202			4	100%	4
REGIONAL MEDICAL LAB			4	100%	4
OCEAN MEDICAL CENTER		3	1	25%	4
GASTROENTEROLOGY ASSOC OF PENSACOLA, PA		2	2	50%	4
BAPTIST HOSPITAL NURSING/PATIENT CARE			4	100%	4
BAYCARE LABORATORIES		2	2	50%	4
LEON MEDICAL CENTERS, LLC			4	100%	4
CVS AZ7855POCT TUCSON		3	1	25%	4
FLORIDA HOSPITAL LABORATORIES		4			4
POINTE MEDICAL SERVICES INC		2	2	50%	4
CVS TX7675POCT RED OAK		2	2	50%	4
ANY LAB TEST FAST CORP		3	1	25%	4
MEDEXPRESS URGENT CARE, FAIRMONT		4			4
MEDEXPRESS URGENT CARE-WILKINS TOWNSHIP, WILLIAM PENN HIGHWAY		4			4
NHC HealthCare, Pulaski		4			4
EMERALD TRACE		4			4

COVID-19: testing by laboratory

Data through May 20, 2021 verified as of May 21, 2021 at 09:25 AM

Data in this report are provisional and subject to change.

The numbers in the table below represent the number of Florida and non-Florida residents for whom test results were received by the Department of Health. A person can be tested by more than one laboratory and can have both positive and negative results. **Therefore, the sum of the numbers in each column will be larger than the total number of people tested.**

Reporting lab	Inconclusive	Negative	Positive	Percent positive	Total
CLINICAL CARE CENTER, INC			4	100%	4
CVS MA1121POCT WESTFORD		4			4
SunTerrace Health Care Center		3	1	25%	4
UMMC MIDTOWN CAMPUS			4	100%	4
CAPTAIN JAMES A. LOVELL FEDERAL HEALTHCARE CENTER			4	100%	4
CVS IN6605POCT INDIANAPOLIS		3	1	25%	4
MONTANA DEPARTMENT OF PUBLIC HEALTH & HUMAN SERVICES			4	100%	4
FAMILY MEDICAL CLINIC HOMESTEAD, LLC			4	100%	4
Heartland of Boynton Beach			4	100%	4
SIGNATURE CARE EMERGENCY CENTER		2	2	50%	4
ADVENTHEALTH NEW SMYRNA BEACH COMMUNITY HEALTH			4	100%	4
UF HEALTH PATHOLOGY LABORATORIES			4	100%	4
DEPARTMENT OF HEALTH/ NEW YORK			4	100%	4
HCR ManorCare Greentree		4			4
MEDEXPRESS URGENT CARE - LITTLE ROCK		3	1	25%	4
NEULIFE NEUROLOGICAL SERVICES LLC			4	100%	4
BEAUFORT MEMORIAL			4	100%	4
PARKWAY DRUGS OF ONEIDA COUNTY NORTH I		3	1	25%	4
MINUTECLINIC DIAG OF IND, LLC #6908		4			4
ARCPPOINT LABS OF FORT LAUDERDALE, FL CENTRAL		1	3	75%	4
SHARP MEMORIAL HOSPITAL MICROBIOLOGY DEPT			4	100%	4
HEALTHQUEST, INC		3	1	25%	4
AIRPORT CLINIC			4	100%	4
AFTER HOURS PEDS			4	100%	4
JFK INTERNAL MEDICINE FACULTY PRACTICE		2	2	50%	4
CVS TX7156POCT RICHARDSON		4			4
CVS HEALTH, #5962		4			4
CVS CA9497POCT IRVINE		4			4
Bethany Health and Rehab		4			4
CVS IN6555POCT BROWNSBURG		4			4
Loretto Health and Rehabilitation Center		4			4
RAJ K PAI MD PA			4	100%	4
MEDEXPRESS URGENT CARE NORWIN		4			4
MEDEXPRESS URGENT CARE- FORT WORTH N T		4			4
ELITE PRIMARY CARE OF WAYCROSS		1	3	75%	4
CVS NJ1927POCT GREEN BROOK		4			4
CVS PA10825POCT PLYMOUTH MEETING		4			4
PEACEHEALTH LABORATORIES		3	1	25%	4
REFUGE A HEALING PLACE, THE			4	100%	4
CELEBRATION PEDIATRICS			4	100%	4
15 TO KNOW			4	100%	4
PROMPT CARE OF CENTRAL FLORIDA LLC		1	3	75%	4
COMMUNITY HEALTH CENTER OF WEST PALM BEACH			4	100%	4
MEDEXPRESS URGENT CARE - WESTFIELD, E MAIN ST		3	1	25%	4
DACH MAIN LAB			4	100%	4
MEDEXPRESS URGENT CARE-SELINGSGROVE		3	1	25%	4

COVID-19: testing by laboratory

Data through May 20, 2021 verified as of May 21, 2021 at 09:25 AM

Data in this report are provisional and subject to change.

The numbers in the table below represent the number of Florida and non-Florida residents for whom test results were received by the Department of Health. A person can be tested by more than one laboratory and can have both positive and negative results. **Therefore, the sum of the numbers in each column will be larger than the total number of people tested.**

Reporting lab	Inconclusive	Negative	Positive	Percent positive	Total
PALM BEACH CANCER INSTITUTE			4	100%	4
CVS PA1193POCT JENKINTOWN		4			4
SOMA MEDICAL CENTER PA #3 PALOMINO			4	100%	4
AURORA BAYCARE UROLOGY			4	100%	4
DOUGLASVILLE NURSING AND REHABILITATIO		4			4
HELIX BIOMEDICS LLC			4	100%	4
PINELLAS POINT NURSING AND REHAB			4	100%	4
FLORIDA HOSPITAL PHYSICIANS GROUP		1	3	75%	4
UNIVERSITY OF MIAMI STUDENT HEALTH SERVICE			4	100%	4
DEPARTMENT OF HEALTH AND HUMAN SERVICES		2	2	50%	4
Eldorado Rehab & Healthcare		4			4
CENTERPLACE HEALTH, INC			4	100%	4
Crowne Health Care of Greenville		4			4
QUEST DIAGNOSTICS INCORPORATED	1		3	75%	4
WAKE FOREST MEDICAL CENTER LABORATORY			4	100%	4
URGENT CARE - OCONEE		2	2	50%	4
Oak Creek Terrace		4			4
KENTUCKY CABINET FOR HEALTH AND FAMILY SERVICES			4	100%	4
OPTUM OF RED ROAD		4			4
W.G. (Bill) Hefner VAMC		4			4
PANCARE HEALTH YOUNGSTOWN			4	100%	4
FLORENCE - HUNTSVILLE HOSPITAL URGENT CARE		3	1	25%	4
MEMORIAL HEALTH CARE SYSTEMS			4	100%	4
NEXT BIO RESEARCH SERVICES, LLC		1	3	75%	4
SUMMERFORD NURSING HOME, INC.		4			4
CVS MA969POCT PALMER		4			4
Glenis Dr VA Outpatient Clinic		3	1	25%	4
CAPE REGIONAL URGENT CARE MARMORA		3	1	25%	4
H/L of WEst AShley Rhabilitation and Nursing Center		4			4
NEMOURS CHILDREN'S URGENT CARE LAKE NONA			4	100%	4
ALLEGHENY GENERAL HOSPITAL			4	100%	4
TUFTS MEDICAL CENTER		1	3	75%	4
MARSHFIELD LABORATORIES			4	100%	4
Waycross Health and Rehabilitation		4			4
OHIO HEALTH DOCTORS HOSPITAL			4	100%	4
MEDAC AT PORTERS NECK			4	100%	4
INDUSTRY LAB DIAGNOSTIC PARTNERS			4	100%	4
DOCTORS CARE - AIKEN MALL			4	100%	4
PDL PHARMACY CORP			4	100%	4
SINAI PLAZA NURSING AND REHAB CENTER			4	100%	4
WILLIAM A HINTON STATE LABORATORY INSTITUTE		1	3	75%	4
MEDEXPRESS URGENT CARE - HADLEY		4			4
PRESBYTERIAN FAMILY HEALTHCARE-KASEMAN		4			4
UNION CITY MANOR NURSING CENTER		4			4
BARRANCO CLINIC PA, THE	1	3			4
TARPON SPRINGS PEDIATRICS, LLC			4	100%	4

COVID-19: testing by laboratory

Data through May 20, 2021 verified as of May 21, 2021 at 09:25 AM

Data in this report are provisional and subject to change.

The numbers in the table below represent the number of Florida and non-Florida residents for whom test results were received by the Department of Health. A person can be tested by more than one laboratory and can have both positive and negative results. **Therefore, the sum of the numbers in each column will be larger than the total number of people tested.**

Reporting lab	Inconclusive	Negative	Positive	Percent positive	Total
DTR LABS		3	1	25%	4
SANFORD SOUTH UNIVERSITY		4			4
HAWAII DEPARTMENT OF HEALTH			4	100%	4
MAYO CLINIC BEACHES PRIMARY CARE CTR		3	1	25%	4
CVS CT692POCT NORTH HAVEN		4			4
FLORIDA CANCER SPECIALISTS AND RESEARCH		2	2	50%	4
BETHPAGE MEDICAL PLLC		4			4
MEDICINE SHOPPE #1306 THE		3	1	25%	4
SINAI POST ACUTE NURSING AND REHAB CE		4			4
OPTUM FLORIDA		3	1	25%	4
John L. McClellan Memorial Veterans Hospital		4			4
CARTERSVILLE MEDICAL CENTER		1	3	75%	4
FLORIDA HOSPITAL ALTAMONTE		2	2	50%	4
PM PEDIATRICS OF BAYSIDE, PLLC - MANHASSET		4			4
MEDEXPRESS URGENT CARE GREENSBURG		3	1	25%	4
CVS PA4000POCT INDIANA		4			4
MINUTECLINIC DIAGNOSTIC OF NORTH CARO		4			4
ACHN CLINIC			4	100%	4
HALIFAX HEALTH CARE FOR WOMEN		3	1	25%	4
CVS TX5807POCT PEARLAND		4			4
HOME DOCS		2	2	50%	4
CVS CA9492POCT YORBA LINDA		4			4
CVS MA2125POCT NATICK		3	1	25%	4
LAHEY CLINIC MEDICAL CENTER			4	100%	4
TMH REHABILITATION CENTER		4			4
GERALD CHAMPION REGIONAL MEDICAL CENTE		4			4
MAURY REGIONAL MEDICAL CENTER		4			4
MINNESOTA DEPARTMENT OF HEALTH LABORATORY	1		3	75%	4
JERSEY IRISH MEDICAL (DBA AFC URGENT C		3	1	25%	4
SOFTCELL L-FORM LABORATORIES, LLC		1	3	75%	4
PREMIER PEDIATRICS LLC			4	100%	4
MEDEXPRESS URGENT CARE - HACKETTSTOWN		3	1	25%	4
PM PEDIATRICS OF SELDEN PLLC		4			4
SOUTH BAY CORRECTIONAL FACILITY			4	100%	4
CORIZON HEALTH INC			4	100%	4
LATCHER LABORATORY OF A O FOX MEMORIAL		2	2	50%	4
MICHIGAN HEALTH CLINIC LABORATORIES		3	1	25%	4
CALUSA HARBOUR			4	100%	4
CENTRAL FLORIDA INTERNAL OCCUPATIONAL AND		4			4
FAMILY MEDICINE AT WATERMAN		4			4
ELIZABETH CITY HEALTH & REHABILITATION		4			4
GUTHRIE MEDICAL GROUP - CORNING		3	1	25%	4
WALGREENS #07034		4			4
CVS NC4169POCT FAYETTEVILLE		4			4
MEDEXPRESS URGENT CARE-ARLINGTON		3	1	25%	4
JUPITER INTERNAL MEDICINE AND ASSOCIATES			4	100%	4

COVID-19: testing by laboratory

Data through May 20, 2021 verified as of May 21, 2021 at 09:25 AM

Data in this report are provisional and subject to change.

The numbers in the table below represent the number of Florida and non-Florida residents for whom test results were received by the Department of Health. A person can be tested by more than one laboratory and can have both positive and negative results. **Therefore, the sum of the numbers in each column will be larger than the total number of people tested.**

Reporting lab	Inconclusive	Negative	Positive	Percent positive	Total
BRENTWOOD SENIOR LIVING AT ST PETE			4	100%	4
CVS CA9803POCT RIVERSIDE		4			4
AIREVAC INTERNATIONAL		4			4
CHILDREN'S MEDICAL GROUP		4			4
PHYSICIANS IMMEDIATE CARE AURORA			4	100%	4
INDIAN RIVER SHERIFF OFFICE		4			4
Harbor House		4			4
COVANCE CLS			4	100%	4
Biopharmaceutics Laboratory Section		4			4
MEDEXPRESS URGENT CARE - CEDAR KNOLLS		3	1	25%	4
CATSKILL REGIONAL MEDICAL CENTER		4			4
Metro West Nursing and Rehab			4	100%	4
FLORIDA MEDICAL CENTER		1	3	75%	4
ManorCare Health Services Camp Hill		4			4
HACKENSACK MERIDIAN URGENT CARE, PC		4			4
HILLVIEW LABORATORY			4	100%	4
MEDEXPRESS URGENT CARE - LODI		4			4
MYKIDZMD PEDIATRICS PLLC		4			4
SONIC REFERENCE LABORATORY			4	100%	4
IMA MEDICAL CENTER OF OVIEDO			4	100%	4
ST PETE DIRECT PRIMARY CARE		2	2	50%	4
Orchid Cove at Naples			4	100%	4
OKLAHOMA STATE UNIVERSITY DIAGNOSTIC LAB			4	100%	4
BETHESDA HOSPITAL WEST BLOOD GAS LAB			4	100%	4
BASCOM PALMER EYE INSTITUTE			4	100%	4
SOLLIS HEALTH			4	100%	4
MEDEXPRESS URGENT CARE, LANCASTER WEST		2	2	50%	4
WALGREENS #07502		3			3
SUPER HEALTH PHARMACY LLC		3			3
NORTH BROWARD HOSPITAL DISTRICT HEALTHCARE FOR THE HOMELESS			3	100%	3
HAMILTON COUNTY HEALTH DEPARTMENT		3			3
PRISMA HEALTH MIDLANDS			3	100%	3
HOUSTON MEDICAL CENTER			3	100%	3
CANOPY AT HARPER LAKE, THE			3	100%	3
Hackensack Univ Medical Center At Pasc		2	1	33%	3
Florida Baptist Retirement Center		1	2	67%	3
NORTHWEST FLORIDA CLINICAL LAB		1	2	67%	3
CVS PA2296POCT MACUNGIE		3			3
Kroger 758 - The Little Clinic Providence		3			3
CARECENTER PHARMACY, LLC		3			3
WALGREENS NO 19542		3			3
MEDICAL SERVICES OF AMERICA HOME HEALTH		3			3
COOPER UNIVERSITY HOSPITAL LABORATORY		2	1	33%	3
SUMMIT MEDICAL GROUP - WEST ORANGE		3			3
VIRGINIA DIVISION OF CONSOLIDATED LABORATORIES			3	100%	3
ALCALA PHARMACEUTICALS			3	100%	3

COVID-19: testing by laboratory

Data through May 20, 2021 verified as of May 21, 2021 at 09:25 AM

Data in this report are provisional and subject to change.

The numbers in the table below represent the number of Florida and non-Florida residents for whom test results were received by the Department of Health. A person can be tested by more than one laboratory and can have both positive and negative results. **Therefore, the sum of the numbers in each column will be larger than the total number of people tested.**

Reporting lab	Inconclusive	Negative	Positive	Percent positive	Total
HARDEN DIALYSIS		1	2	67%	3
PUBLIC HEALTH TRUST OF MIAMI DADE COUNTY			3	100%	3
NASSAU COUNTY HEALTH DEPARTMENT-FERNANDINA BEACH C		3			3
ADRIANA M CASTRO MD PA		3			3
MCGUFFEY HEALTH CARE CENTER INC		3			3
GONZALEZ MD AND ASWAD MD HEALTH SERVICES			3	100%	3
ESCO DRUG CO INC		3			3
FAMILY CARE SPECIALISTS OF ORLANDO			3	100%	3
MEMORIAL HERMANN HOSPITAL			3	100%	3
MEDEXPRESS URGENT CARE - RICHMOND, W BROAD ST		3			3
ST LUKE'S BOISE REGIONAL MEDICAL CENTER		3			3
IOWA DEPARTMENT OF PUBLIC HEALTH			3	100%	3
NEW YORK STATE DEPARTMENT OF HEALTH		1	2	67%	3
CROSSROADS URGENT CARE DBA URGENT TEA		3			3
EAST COLONIAL FAMILY MEDICAL CENTER		3			3
SOUTHEAST GEORGIA HEALTH SYSTEM BRUNS		3			3
Kroger 753 - The Little Clinic Goss Avenue		3			3
WEST TN HEALTH MED NORTH		3			3
MINUTECLINIC #1773		3			3
HOPE HEALTH CARE, LLC		3			3
ASANTE THREE RIVERS MEDICAL CENTER LAB		3			3
INTERCOASTAL FAMILY PRATICE		1	2	67%	3
NASSAU COUNTY HEALTH DEPARTMENT		3			3
F W HUSTON MEDICAL CENTER SENIOR LIVIN		3			3
QUEST DIAGNOSTICS CLINICAL LABORATORIES INC		2	1	33%	3
CVS PA7611POCT ALLISON PARK		3			3
CEDAR CREST HEALTH CENTER		3			3
CVS PHARMACY INC DBA CVS/PHARMACY #10908		3			3
BNJ		3			3
MUNSON MEDICAL CENTER			3	100%	3
SERENADES BY SONATA		1	2	67%	3
NORTH CAROLINA DEPT OF HEALTH & HUMAN SRVCS STATE LAB OF PUBLIC HEALTH			3	100%	3
GYN PATH SERVICES			3	100%	3
CVS AZ9374POCT TUCSON		3			3
OAKMONT OF UNION SC, LLC		3			3
WISE HEALTH SYSTEM		1	2	67%	3
CONCENTRA - PLANTATION		3			3
CAMPAZZI CONCIERGE MEDICAL SERVICES		2	1	33%	3
PHYSICIANS MEDICAL CENTER		3			3
MEDEXPRESS URGENT CARE-SALINA, S 9TH ST		3			3
LRHS Florida Poly Tech		3			3
BOND & STEELE CLINIC, PA			3	100%	3
Jackson Health Care Facility		1	2	67%	3
Kings County Hospital Center			3	100%	3
TOTAL HEALTH CARE CLINIC		3			3
WEILL CORNELL MEDICAL ASSOCIATES - EAST SIDE		3			3

COVID-19: testing by laboratory

Data through May 20, 2021 verified as of May 21, 2021 at 09:25 AM

Data in this report are provisional and subject to change.

The numbers in the table below represent the number of Florida and non-Florida residents for whom test results were received by the Department of Health. A person can be tested by more than one laboratory and can have both positive and negative results. **Therefore, the sum of the numbers in each column will be larger than the total number of people tested.**

Reporting lab	Inconclusive	Negative	Positive	Percent positive	Total
MEDEXPRESS URGENT CARE - O'FALLON		3			3
BROOKDALE OAKBRIDGE		1	2	67%	3
DELRAY BEACH HEALTH DEPT LAB			3	100%	3
C19 LABS			3	100%	3
ACCESS LABORATORIES LLC			3	100%	3
IP BOISE 1		2	1	33%	3
CVS OH2540POCT HILLIARD		3			3
Diversicare of Ripley		3			3
MEDICAL CITY DALLAS HOSPITAL			3	100%	3
CVS RI326POCT NORTH SMITHFIELD		3			3
WALGREENS #01456		3			3
BAPTIST OUTPATIENT SERVICES			3	100%	3
NEWSTAR MEDICAL LABORATORIES		3			3
ALLIANCE LABS @LRMC			3	100%	3
FAST PACE URGENT CARE			3	100%	3
ANDERSON MEDICAL PC		3			3
MARLBORO URGENT CARE		3			3
ALLIED PHYSICIANS GROUP PLLC		3			3
GINKGO-IXLAYER		3			3
Kroger 571 - The Little Clinic Hendersonville		1	2	67%	3
NEWCARE PRIMARY MEDICINE			3	100%	3
Maple Lawn MCF		3			3
WAL-MART STORES EAST LP		2	1	33%	3
PREMIER FAMILY AND SPORTS MEDICINE		2	1	33%	3
OMNI HEALTHCARE INC		1	2	67%	3
BRADENTON PHYSICIAN MEDICAL CENTER			3	100%	3
RESOLUTE PAIN SOLUTIONS		3			3
MASSACHUSETTS DEPARTMENT OF HEALTH			3	100%	3
UHEALTH CORAL SPRINGS			3	100%	3
UNIVERSITY OF KANSAS MEDICAL CENTER			3	100%	3
DIGNITY HEALING LLC			3	100%	3
Crowne Health Care of Mobile		3			3
AFC URGENT CARE CLEVELAND			3	100%	3
ADVANCED URGENT CARE CENTER OF THE UPPER KEYS		1	2	67%	3
CLINIC OF PLANT CITY, THE		2	1	33%	3
QUALITY LABORATORY SERVICE		2	1	33%	3
HEALTH AND WELLNESS URGENT CARE LLC			3	100%	3
CVS PA371POCT PHILADELPHIA		3			3
CVS MA335POCT RAYNHAM		3			3
TIEHH BIOTERRORISM RESPONSE LAB			3	100%	3
CLEVELAND CLINIC SLW ED		3			3
ACL LABORATORIES - ROSEMONT			3	100%	3
INN AT LAPOSADA,THE			3	100%	3
URGENT DOC - URGENT CARE CLINIC			3	100%	3
EVENING PEDIATRICS INC		1	2	67%	3
PALM COTTAGE OPERATOR LLC		2	1	33%	3

COVID-19: testing by laboratory

Data through May 20, 2021 verified as of May 21, 2021 at 09:25 AM

Data in this report are provisional and subject to change.

The numbers in the table below represent the number of Florida and non-Florida residents for whom test results were received by the Department of Health. A person can be tested by more than one laboratory and can have both positive and negative results. **Therefore, the sum of the numbers in each column will be larger than the total number of people tested.**

Reporting lab	Inconclusive	Negative	Positive	Percent positive	Total
MEMORIAL HERMANN CONSOLIDATED LABORATORY SERVICES			3	100%	3
LEGACY ER & URGENT CARE - FRISCO WEST			3	100%	3
EFFINGHAM HOSP, INC, DBA EFFINGHAM HEALTH		3			3
HEALTH EXPRESS		3			3
WINDERMERE PEDIATRICS			3	100%	3
CHEROKEE COUNTY HEALTH AND REHAB CENTER		3			3
WALGREENS ORTIZ STELLA (ST 655)		3			3
EAST CORE LAB			3	100%	3
TRISTAR WELLNESS, LLC		3			3
VIRGINIA DEPARTMENT OF HEALTH DIVISION OF PEDIATRICS IN NORTH FLORIDA PA			3	100%	3
LIFEGUARD URGENT CARE			3	100%	3
MEDEXPRESS URGENT CARE - WHEELING		2	1	33%	3
Domiciliary Rehab & Residential Treatment Program		3			3
TRUE HEALTH - LAKE UNDERHILL		3			3
Kroger 388 - The Little Clinic Braelinn Village		3			3
INTERNAL MEDICINE AND WOUND CARE SPECIALIST LLC		3			3
MOUNT SINAI MEDICAL CENTER HIALEAH			3	100%	3
ALVERNO CLINICAL LABORATORIES			3	100%	3
COOSA VALLEY HEALTHCARE CENTER LLC		3			3
ACL LABORATORIES INDUSTRIAL TOXICOLOGY			3	100%	3
CURATIVE TEXAS			3	100%	3
ASPIRUS WAUSAU HOSPITAL			3	100%	3
SOUTHERN REGIONAL MEDICAL CENTER		3			3
HELIX LW UC		1	2	67%	3
NORTHCREST MEDICAL CENTER		1	2	67%	3
CVS IN6608POCT NEW PALESTINE		1	2	67%	3
CVS MD1490POCT GAITHERSBURG		3			3
ROYAL PALM RETIREMENT CENTRE		3			3
HARBORCHASE OF STUART			3	100%	3
MINUTECLINIC DIAGNOSTIC MEDICAL		3			3
NORTHWELL HEALTH			3	100%	3
SOUTHEASTERN IMMEDIATE CARE- MILLEDGEVILLE GA			3	100%	3
WOODMARK AT UPTOWN ASSISTED LIVING		3			3
James A. Lovell Federal Health Care Center		3			3
CENTRAL DUPAGE HOSPITAL			3	100%	3
MID-FLORIDA PATHOLOGY LLC - MOBILE UNIT # 3		1	2	67%	3
DEER'S HEAD CENTER		3			3
BROADWAY HEALTH FLORIDA MEDICAL CLINIC URGENT CARE			3	100%	3
NATHAN LITTAUER HOSPITAL LAB		3			3
CVS SC4288POCT ROCK HILL		2	1	33%	3
Concordia Village of Tampa			3	100%	3
MONTANA PUBLIC HEALTH LAB			3	100%	3
CENTURY LINK SPORTS COMPLEX			3	100%	3
SUN TERRACE HEALTH CARE CENTER			3	100%	3
SOLERA SPECIALTY PHARMACY LLC		2	1	33%	3

COVID-19: testing by laboratory

Data through May 20, 2021 verified as of May 21, 2021 at 09:25 AM

Data in this report are provisional and subject to change.

The numbers in the table below represent the number of Florida and non-Florida residents for whom test results were received by the Department of Health. A person can be tested by more than one laboratory and can have both positive and negative results. **Therefore, the sum of the numbers in each column will be larger than the total number of people tested.**

Reporting lab	Inconclusive	Negative	Positive	Percent positive	Total
HUMC		1	2	67%	3
VELOCITY URGENT CARE			3	100%	3
PEDIATRICS BY THE SEA JOG RD OFFICE			3	100%	3
CVS AZ7263POCT PHOENIX		3			3
FAMILY PRACTICE OF CENTRAL FLORIDA PA		1	2	67%	3
UHEALTH JACKSON URGENT CARE - CUTLER BAY		1	2	67%	3
MEDFUSION		2	1	33%	3
ADVANCED MEDICAL RESEARCH CENTER LLC			3	100%	3
CVS NJ2949POCT EAST HANOVER		2	1	33%	3
Grandview Health Care Center		3			3
DOCTOR 4 U CLINIC		1	2	67%	3
CVS - MINUTECLINIC			3	100%	3
TERRACE OF ST CLOUD, THE		2	1	33%	3
SEMINOLE FAMILY HEALTH CENTER		3			3
Westside Terrace		3			3
Kroger 635 - The Little Clinic Dacula		3			3
MEDEXPRESS-HOUSTON EAST FWY		1	2	67%	3
LEE MEMORIAL HOSPITAL BLOOD GAS LAB			3	100%	3
TARRANT COUNTY PUBLIC HEALTH		3			3
Greystone Health Care Center		3			3
NORTHERN LIGHT LABORATORY		1	2	67%	3
WAKULLA URGENT CARE & DIAGNOSTIC			3	100%	3
CVS IL2788POCT BUFFALO GROVE		3			3
SOUTH COUNTY MENTAL HEALTH CENTER INC			3	100%	3
CVS AZ10529POCT SCOTTSDALE		3			3
ADVENTHEALTH CENTRA CARE LAKE NONA		1	2	67%	3
ORCHID COVE DAYTONA			3	100%	3
CVS MA1945POCT HANOVER		3			3
MEDEXPRESS URGENT CARE - LINKHORNE		3			3
ACCOMPLISHED HOME CARE		3			3
SPARROW CENTRAL LAB			3	100%	3
BOLING, STEPHANIE		3			3
SAFE PMC		3			3
NEW SMYRNA BEACH AMBULATORY CARE CTR		2	1	33%	3
Walgreens #5984		3			3
ADVANCED PEDIATRICS			3	100%	3
PIEDMONT MOUNTAINSIDE HOSPITAL LAB - E		3			3
MINUTECLINIC DIAGNOSTIC, PA		3			3
BROOKDALE SENIOR LIVING			3	100%	3
ASANTE ROGUE REGIONAL MEDICAL CENTER L		3			3
PLANT CITY FAMILY CARE		3			3
CVS NC3514POCT STANLEY		3			3
EASTMAN HEALTHCARE & REHAB		3			3
ADVENTHEALTH WATERMAN COMMUNITY CLINIC			3	100%	3
OPTUM PRIMARY CARE - SILVER LAKES			3	100%	3
EAST NAPLES PEDIATRICS			3	100%	3

COVID-19: testing by laboratory

Data through May 20, 2021 verified as of May 21, 2021 at 09:25 AM

Data in this report are provisional and subject to change.

The numbers in the table below represent the number of Florida and non-Florida residents for whom test results were received by the Department of Health. A person can be tested by more than one laboratory and can have both positive and negative results. **Therefore, the sum of the numbers in each column will be larger than the total number of people tested.**

Reporting lab	Inconclusive	Negative	Positive	Percent positive	Total
PARKLAND HEALTH & HOSPITAL			3	100%	3
SURETOX LABORATORY LLC		2	1	33%	3
MID FLORIDA CLINICAL LABORATORY		2	1	33%	3
SAN JUAN REGIONAL MEDICAL CENTER		3			3
Farmville Health & Rehab Center		3			3
HOMELAND CENTER		3			3
SHANDS AT LAKE SHORE LAB		1	2	67%	3
GRASSY SPRAIN PHARMACY INC		3			3
MANORCARE HEALTH SERVICES BOCA RATON			3	100%	3
ATLANTIS OUTPATIENT CENTER		3			3
THOMAS LANGLEY			3	100%	3
MED FUSION			3	100%	3
THE CENTER FOR DISCOVERY		3			3
CVS NJ2369POCT JACKSON		3			3
HELGEMO & LIOU PEDIATRICS			3	100%	3
Kroger 522 - The Little Clinic Gahanna		2	1	33%	3
CAPTIAL REGIONAL MEDICAL CENTER			3	100%	3
MARRA'S PHARMACY		3			3
Gracemore Nursing and Rehab		3			3
GROVES CENTER			3	100%	3
CVS MA1179POCT HUDSON		2	1	33%	3
BETHESDA HOSPITAL EAST BLOOD GAS LAB			3	100%	3
COASTAL PEDIATRIC CARE			3	100%	3
CAREHERE LLC			3	100%	3
FULGENT GENETICS HOUSTON		3			3
Kroger 448 - The Little Clinic Mason		3			3
EXETER HOSPITAL		3			3
LOCH HAVEN PEDIATRICS			3	100%	3
LIFEGUARD AMBULANCE SERVICE LLC, TEXAS			3	100%	3
PHYSICIANS CARE INC		1	2	67%	3
Manor Care-Kingston Court of York PA, LLC		3			3
LINCOLN MEDICAL CENTER		3			3
ALABAMA DEPT PUBLIC HEALTH			3	100%	3
CABELL HUNTINGTON HOSPITAL CLINICAL LAB			3	100%	3
NC STATE LABORATORY OF PUBLIC HEALTH		3			3
CVS MA1238POCT MEDFIELD		2	1	33%	3
MEMORIAL HEALTH SYSTEM		1	2	67%	3
CLINICAL CARE ASSOCIATES, INC			3	100%	3
FAMILY FIRST PEDIATRICS			3	100%	3
MEMORIAL HERMANN			3	100%	3
CVS TX7603POCT SAGINAW		3			3
VIRTUA MEMORIAL HOSPITAL BURLINGTON COUNTY		1	2	67%	3
ACCESS HEALTH CARE		2	1	33%	3
FLORIDA LABORATORY ANALYSIS, LLC			3	100%	3
CVS AZ4795POCT MESA		3			3
NATIONAL JEWISH HEALTH			3	100%	3

COVID-19: testing by laboratory

Data through May 20, 2021 verified as of May 21, 2021 at 09:25 AM

Data in this report are provisional and subject to change.

The numbers in the table below represent the number of Florida and non-Florida residents for whom test results were received by the Department of Health. A person can be tested by more than one laboratory and can have both positive and negative results. **Therefore, the sum of the numbers in each column will be larger than the total number of people tested.**

Reporting lab	Inconclusive	Negative	Positive	Percent positive	Total
KAP MEDICAL GROUP, LLC			3	100%	3
BAPTIST PRIMARY CARE FERNANDINA BEACH			3	100%	3
ADVANCE FAMILY PRACTICE LLC			3	100%	3
COMMUNITY MEDICAL CENTER			3	100%	3
CORMEUM LAB SERVICES, LLC			3	100%	3
UNITY HEALTH AND REHABILITATION CENTER			3	100%	3
ST LUKES HOSPITAL			3	100%	3
NORTHEAST FLORIDA INTERNAL MEDICINE PA		3			3
CALIFORNIA DEPARTMENT OF PUBLIC HEALTH BRANCH LABORATORY			3	100%	3
OPENTRONS PRL		2	1	33%	3
BARONESS ERLANGER HOSPITAL		3			3
AVANTE INVERNESS		1	2	67%	3
CORTLAND COUNTY HEALTH DEPARTMENT		3			3
SAVANNAH COVE		3			3
CVS AZ7075POCT CHANDLER		3			3
PEDIATRICS AND ADOLESCENT MEDICINE		2	1	33%	3
TIFTON CARECONNECT URGENT CARE			3	100%	3
Cleveland Clinic Weston			3	100%	3
CORNERSTONE DRUG AND GIFT INC		3			3
PRIMARY & URGENT CARE CENTERS			3	100%	3
WELLSTAR URGENT CARE SHALLOWFORD		1	2	67%	3
AZALEALAND NURSING HOME		3			3
CVS IL2798POCT CHICAGO		1	2	67%	3
AUGUSTA UNIVERISTY MEDICAL CENTER			3	100%	3
Kroger 093 - The Little Clinic Stapleton		2	1	33%	3
BAYSHORE MEDICAL CENTER LABORATORY		3			3
TGH Brandon Healthplex Laboratory			3	100%	3
CVS NM7242POCT ALBUQUERQUE		3			3
CVS IN8639POCT TERRE HAUTE		3			3
ROANE MEDICAL CENTER		2	1	33%	3
MEDEXPRESS URGENT CARE - LAWRENCE		3			3
BOSTON MEDICAL CENTER			3	100%	3
MINUTECLINIC, LLC #05814		3			3
OCALA REGIONAL KIDNEY CENTER-WEST			3	100%	3
YOUR DOCTOR'S OFFICE		2	1	33%	3
MARYLAND STATE DEPT OF HEALTH	2		1	33%	3
BEEBE MEDICAL CENTER LABORATORY		3			3
MEDIC INFUSION PA		3			3
LAB PLUS, LLC AT ASCENSION SAINT THOMA		3			3
Schoolcraft Medical Care Facility		3			3
NOVA SOUTHEASTERN UNIVERSITY		2	1	33%	3
CHOTA COMMUNITY HEALTH SERVICES		2	1	33%	3
TOMAH VAMC		2	1	33%	3
STARLING AT SAN JOSE			3	100%	3
LPG PEDIATRICS AT LEHIGH ACRES		2	1	33%	3
Eugene J. Towbin Healthcare Center		3			3

COVID-19: testing by laboratory

Data through May 20, 2021 verified as of May 21, 2021 at 09:25 AM

Data in this report are provisional and subject to change.

The numbers in the table below represent the number of Florida and non-Florida residents for whom test results were received by the Department of Health. A person can be tested by more than one laboratory and can have both positive and negative results. **Therefore, the sum of the numbers in each column will be larger than the total number of people tested.**

Reporting lab	Inconclusive	Negative	Positive	Percent positive	Total
Crowne Health Care of Eufaula		3			3
CVS MINUTE CLINIC #5836		3			3
Kroger 768 - The Little Clinic Leestown Rd		2	1	33%	3
HEALGEN SCIENTIFIC			3	100%	3
Kingston Care Center of Sylvania		3			3
AdventHealth Care Center Orlando North			3	100%	3
Fort Gaines Health and Rehab		3			3
UNIVERSITY HEALTH SERVICES RIVER CAMPUS		2	1	33%	3
CVS IN6559POCT AVON		3			3
MISSISSIPPI CARE CENTER OF DEKALB LLC		3			3
MELBOURNE URGENT CARE	1		2	67%	3
NEXTCARE WYOMING LLC			3	100%	3
BROOKDALE ALTAMONTE SPRINGS			3	100%	3
SOUTH LAKE FAMILY HEALTH CENTER			3	100%	3
CVS NV5942POCT LAS VEGAS		3			3
DASCENA LAB			3	100%	3
NORTHSIDE FAMILY MEDICINE AND URGENT CARE (HOLLY SPRINGS)		3			3
WALGREENS #11329		3			3
CROSSVILLE MEDICAL GROUP		1	2	67%	3
MINUTECLINIC DIAGNOSTIC OF NEW MEXICO LLC #7552		3			3
FRESENIUS KIDNEY CARE			3	100%	3
BLACKWATER RIVER			3	100%	3
Sky View Rehabilitation and Health Care Center		3			3
GEISINGER COMMUNITY MEDICAL CENTER			3	100%	3
Huntington Health Care and Rehabilitation Center		3			3
WALGREENS #05911		3			3
FLAGLER FAMILY MEDICINE PA			3	100%	3
New Jersey Aim At Smg		3			3
Kroger 627 - The Little Clinic Castleberry		2	1	33%	3
Lebanon VAMC		2	1	33%	3
John Knox Manor Inc II		2	1	33%	3
MARYWOOD NURSING CARE CENTER		3			3
THE PATHOLOGY LABORATORY		1	2	67%	3
HARBOUR'S EDGE		2	1	33%	3
Kroger 592 - The Little Clinic Alexander Plaza		2	1	33%	3
CVS MA137POCT QUINCY		3			3
HIALEAH SHORES NURSING AND		2	1	33%	3
HEPATOLOGY DIAGNOSTIC LAB			3	100%	3
ORLANDO AIRPORT DIALYSIS		3			3
CVS OH5457POCT POWELL		3			3
PRECIDENT FLORIDA		3			3
ENCOMPASS HEALTH HOME HEALTH		1	2	67%	3
24TH WEAPONS OF MASS DESTRUCTION - CIVIL SUPPORT		3			3
Children's Specialized Hospital		3			3
CVS AZ1720POCT QUEEN CREEK		3			3
CLINICA HISPANIA			3	100%	3

COVID-19: testing by laboratory

Data through May 20, 2021 verified as of May 21, 2021 at 09:25 AM

Data in this report are provisional and subject to change.

The numbers in the table below represent the number of Florida and non-Florida residents for whom test results were received by the Department of Health. A person can be tested by more than one laboratory and can have both positive and negative results. **Therefore, the sum of the numbers in each column will be larger than the total number of people tested.**

Reporting lab	Inconclusive	Negative	Positive	Percent positive	Total
CELEBRATION PRIMARY CARE ASSOCIATES LLC		3			3
TAMPA		1	2	67%	3
JOJAN PHARMA INC		3			3
BNC Medical Investors, LLC Berrien Nursing & Rehabilitation Center		3			3
MT CARMEL PHARMACY INC		3			3
MAYO		1	2	67%	3
CVS SC5471POCT LEXINGTON		2	1	33%	3
TWELVE OAKS RECOVERY CENTER			3	100%	3
THE RIM URGENT CARE			3	100%	3
MEDEXPRESS NORTHSIDE			3	100%	3
CORNERSTONE MEDICAL CARE OF BRANDON		2	1	33%	3
The Good Shepherd		3			3
PROHEALTH PRIMARY CARE - GLEN OAKS		3			3
CVS MA41POCT TAUNTON		2	1	33%	3
SENTARA NORFOLK GENERAL HOSPITAL CENTRAL LAB			3	100%	3
ORMOND BEACH URGENT CARE			3	100%	3
NORTH NAPLES HOSPITAL RESPIRATORY THERAPY DEPARTMENT			3	100%	3
CVS NV5286POCT HENDERSON		3			3
MEDEXPRESS - WILMINGTON KIRKWOOD HIGHWAY		2	1	33%	3
UNIVERSITY URGENT CARE			3	100%	3
BOONES CREEK URGENT CARE		1	2	67%	3
HOUSTON METHODIST HOSPITAL			3	100%	3
MEDEXPRESS URGENT CARE - JEANNETTE		3			3
Medilodge of Monroe		3			3
SPRING LAKE REHABILITATION CENTER			3	100%	3
Medilodge of Montrose		3			3
Elderwood at Lancaster		3			3
Broadview Multi-Care Center		3			3
CVS MA937POCT CARVER		3			3
Illiana HCS -Danville VAMC		3			3
RIGHT AT HOME			3	100%	3
HOLY CITY MED URGENT CARE			3	100%	3
CVS NC2559POCT CHARLOTTE		3			3
B2 URGENT CARE		1	2	67%	3
MEDICAL CENTER OF CENTRAL GEORGIA			3	100%	3
WATERS PEDIATRIC CENTER			3	100%	3
EVERGREEN WOODS HEALTH & REHAB CENTER		2	1	33%	3
ADVENT HEALTH MEDICAL GROUP FAMILY MEDICINE			3	100%	3
COUNTRY COTTAGE		3			3
LEGACY LABORATORY SERVICES			3	100%	3
Errera Community Care Center		3			3
NORTH SHORE MEDICAL CENTER - SALEM HOSPITAL		1	2	67%	3
ANN STORCK CENTER INC		3			3
CDK LIBERTY ENTERPRISES, LLC		3			3
KISSIMMEE URGENT CARE		3			3
FLORIDA GASTROENTEROLOGY ASSOCIATES PA		3			3

COVID-19: testing by laboratory

Data through May 20, 2021 verified as of May 21, 2021 at 09:25 AM

Data in this report are provisional and subject to change.

The numbers in the table below represent the number of Florida and non-Florida residents for whom test results were received by the Department of Health. A person can be tested by more than one laboratory and can have both positive and negative results. **Therefore, the sum of the numbers in each column will be larger than the total number of people tested.**

Reporting lab	Inconclusive	Negative	Positive	Percent positive	Total
COVENANT PEDIATRICS		1	2	67%	3
DOCTORS HOSPITAL RENAISSANCE			3	100%	3
Michael J Crescenz VA Outpatient Dialysis Center		3			3
HOCHBERG LOWER SCHOOL		3			3
MEDICAL CENTER OF THE ROCKIES			3	100%	3
CVS M05727POCT PLATTE CITY		3			3
MEDSTAR HEALTH URGENT CARE			3	100%	3
PRIMARY CARE CENTER OF LAKE CITY, THE			3	100%	3
Glenview Terrace Nursing Center		3			3
SSM HEALTH ST LOUIS MICROBIOLOGY LABORATORY		1	2	67%	3
CORE CLINICS, LLC		3			3
SOFTLAB			3	100%	3
PARRISH MEDICAL CENTER-WAIVED TESTING		3			3
ST. PETERSBURG PEDIATRICS- 38TH AVENUE			3	100%	3
CVS NE5863POCT OMAHA		1	2	67%	3
CVS KS676POCT LAWRENCE		2	1	33%	3
APEX CLINICAL LABORATORIES INC		3			3
HEALTH SENTRY			3	100%	3
WALGREENS #05477		3			3
NORTH SHORE HOSP. INFECTION CONTROL			3	100%	3
COMMUNICABLE DISEASE CONTROL/PUBLIC HEALTH EMERGENCY PREPAREDNESS			3	100%	3
PALM COAST DIALYSIS		2	1	33%	3
Bainbridge Health and Rehab		3			3
VA OUTPATIENT CLINIC-NEW PORT RICHEY			3	100%	3
VAULT MEDICAL SERVICES		2	1	33%	3
NEBRASKA DEPARTMENT OF HEALTH AND HUMAN SERVICES			3	100%	3
ADVENTHEALTH MEDICAL GROUP OBSTETRICS			3	100%	3
AVALON MEDICAL GROUP		1	2	67%	3
EMERALD PARK OF HOLLYWOOD			3	100%	3
MINUTECLINIC DIAGNOSTIC, PA #10252		3			3
CAREHERE - INDIAN RIVER		3			3
Highland Ave. Eye Clinic		3			3
NORTH DAKOTA DEPT OF HEALTH MICROBIOLOGY		1	2	67%	3
VICKIE N HARRELL MD		2	1	33%	3
NEMOURS CHILDREN'S PRIMARY CARE, LONGWOOD			3	100%	3
RAPID CITY RUGENT CARE			3	100%	3
ADVICE FOR OPTIMAL WELLNESS, INC			3	100%	3
YATES COUNTY PUBLIC HEALTH		3			3
RIVERSIDE METHODIST HOSPITAL LAB			3	100%	3
WALGREENS #03093		3			3
RRMC CREEKSIDE LAB		3			3
MEMORIAL HEALTH UNIVERSITY MEDICAL CENTER			3	100%	3
OHIO DEPARTMENT OF HEALTH LABORATORY		2	1	33%	3
ALABAMA MEDICAL GROUP PC		2	1	33%	3
CLEARWATER		2	1	33%	3
CVS CT4149POCT EAST HAMPTON		3			3

COVID-19: testing by laboratory

Data through May 20, 2021 verified as of May 21, 2021 at 09:25 AM

Data in this report are provisional and subject to change.

The numbers in the table below represent the number of Florida and non-Florida residents for whom test results were received by the Department of Health. A person can be tested by more than one laboratory and can have both positive and negative results. **Therefore, the sum of the numbers in each column will be larger than the total number of people tested.**

Reporting lab	Inconclusive	Negative	Positive	Percent positive	Total
AFFORDABLE PRIMARY CARE LLC		3			3
PIEDMONT ROCKDALE HOSPITAL		2	1	33%	3
TMH PHYSICIAN PARTNERS BLOUNTSTOWN			3	100%	3
PREMIER CLINICAL RESEARCH INSTITUTE INC			3	100%	3
Village on the Green			3	100%	3
Magnolia Health and Rehab Center			3	100%	3
MANATEE URGENT CARE LLC			3	100%	3
TAMPA INTERNATIONAL AIRPORT			3	100%	3
Providence VAMC		3			3
Granville Center	1	2			3
SCIENTIFIC LABORATORY DIVISION			3	100%	3
OCEAN PEDIATRIC CARE			3	100%	3
EXPEDIAN URGENT CARE			3	100%	3
THE OASIS BEACHSIDE		3			3
CARESPOT-WELLINGTON			3	100%	3
BAPTIST HOSPITAL OF MIAMI MCI BROWARD LABORATORY			3	100%	3
ST MARYS HEALTH CARE SYSTEM		2	1	33%	3
SISD EMPLOYEE HEALTH CLINIC			3	100%	3
JS HEALTHCARE		2	1	33%	3
INSPIRA MEDICAL CENTER VINELAND LAB		2	1	33%	3
MERCY HEALTH			3	100%	3
INSPIRED LIVING AT SARASOTA			3	100%	3
PROPATH			3	100%	3
MEDEXPRESS URGENT CARE - WALL		3			3
MURFREESBORO MEDICAL CLINIC		3			3
NASON HOSPITAL			3	100%	3
NEMOURS CHILDRENS PRIMARY CARE HORIZON WEST			3	100%	3
NEBRASKA MEDICAL CENTER			3	100%	3
CATHOLIC HEALTH LABORATORY SERVICES		3			3
NEVADA DEPARTMENT OF HEALTH AND HUMAN SERVICES			3	100%	3
BICKERTON, DAWN		3			3
ISLAND NURSING HOME		2	1	33%	3
COASTAL SKIN SURGERY AND DERMATOLOGY PL		3			3
WYOMING DEPT OF HEALTH			3	100%	3
BROOKDALE LAKE MARY			3	100%	3
FOUR WINDS BEHAVIORAL HEALTH		3			3
AFC URGENT CARE/FARRAGUT			3	100%	3
DUKE UNIVERSITY POINT OF CARE TESTING PROGRAM			3	100%	3
FIRST CARE - MIDDLESBORO			3	100%	3
Community Resource and Referral Center		3			3
FREDERICK MEMORIAL HOSPITAL			3	100%	3
UC CORAL GABLES		1	2	67%	3
BAPTIST PRIMARY CARE, INC.		2	1	33%	3
MEDI PARTNERS OF SOUTH FLORIDA		3			3
CCRX OF NORTH CAROLINA, LLC		2	1	33%	3
Englewood Health and Rehab			3	100%	3

COVID-19: testing by laboratory

Data through May 20, 2021 verified as of May 21, 2021 at 09:25 AM

Data in this report are provisional and subject to change.

The numbers in the table below represent the number of Florida and non-Florida residents for whom test results were received by the Department of Health. A person can be tested by more than one laboratory and can have both positive and negative results. **Therefore, the sum of the numbers in each column will be larger than the total number of people tested.**

Reporting lab	Inconclusive	Negative	Positive	Percent positive	Total
SANIBEL MEDICAL CLINIC		1	2	67%	3
HARRIS URGENT CARE CENTER			3	100%	3
STRINGFELLOW MEMORIAL HOSPITAL		3			3
LEESBURG COMMUNITY HEALTH CENTERS			3	100%	3
CTRS			3	100%	3
CGH MEDICAL CENTER			3	100%	3
ALOHA HOME CARE LLC DBA ACCENTCARE HOME HEALTH OF		3			3
GREENTREE MEDICAL CENTER			3	100%	3
PANCARE HEALTH - FRANKLIN CO			3	100%	3
EXPRESSCARE URGENT CARE CENTER			3	100%	3
PREMIER MOBILE HEALTH SERVICES, LLC		1	2	67%	3
YORK HOSPITAL - LABORATORY			3	100%	3
ERIE COUNTY PUBLIC HEALTH CLINICAL		3			3
NEMOURS CHILDRENS PRIMARY CARE MAITLAND			3	100%	3
MEDSTAR URGENT CARE, LLC			3	100%	3
GULF COAST IMMEDIATE CARE CENTER		1	2	67%	3
ONE MEDICAL GROUP		1	2	67%	3
LEE CONVENIENT CARE AT SUMMERLIN			3	100%	3
CVS PA7132POCT THORNDALE		3			3
MEDEXPRESS URGENT CARE, EDWARDSVILLE		3			3
LITTLE SPURS PEDIATRIC URGENT CARE		1	2	67%	3
HARBORCHASE OF GAINESVILLE			3	100%	3
SIGNATURE CARE PFLUGERVILLE			3	100%	3
PINELLAS PARK HEALTH CENTER - PINELLAS CHD		1	2	67%	3
GREATER MOBILE URGENT CARE - SPRINGHILL			3	100%	3
MIDWAY SPECIALTY CARE RX LLC		1	2	67%	3
TEMPUS_LABS			3	100%	3
MINUTECLINIC, LLC #05891		2	1	33%	3
C A R E S OXFORD		2	1	33%	3
FAMILY TREE MEDICAL GROUP PA		2	1	33%	3
US SPECIALTY LABS			3	100%	3
AUSTIN PUBLIC HEALTH			3	100%	3
MINUTECLINIC DIAGNOSTIC OF WISCONSIN,		3			3
FLORIDA MEDICAL ASSOCIATES		3			3
JERSEY IRISH MEDICAL		3			3
VICAR'S LANDING NURSING HOME		2	1	33%	3
DISPATCHHEALTH-FLORIDA INC		3			3
NEW GEN LABS			3	100%	3
EASTERN NEW MEXICO MEDICAL CENTER		3			3
TAYLOR MANOR		1	2	67%	3
THE DOCTORS OFFICE OF BRICK, LLC		3			3
THE MEDICAL CENTER			3	100%	3
FLORIDA MENTOR-POINT WEST CLUSTER		3			3
CVS TX19POCT SPRING		3			3
COX HEALTH SOUTH LAB		1	2	67%	3
TOTAL FAMILY CARE		3			3

COVID-19: testing by laboratory

Data through May 20, 2021 verified as of May 21, 2021 at 09:25 AM

Data in this report are provisional and subject to change.

The numbers in the table below represent the number of Florida and non-Florida residents for whom test results were received by the Department of Health. A person can be tested by more than one laboratory and can have both positive and negative results. **Therefore, the sum of the numbers in each column will be larger than the total number of people tested.**

Reporting lab	Inconclusive	Negative	Positive	Percent positive	Total
VELOCITY CARE			3	100%	3
Jersey City Medical Center		3			3
Franklin D. Roosevelt VAMC		3			3
ADVENTHEALTH SEBRING- INFECTION CONTROL DEPARTMENT			3	100%	3
SOUTHCARE PHARMACY INC		1	2	67%	3
EMORY CRAWFORD LONG HOSPITAL			3	100%	3
JOHN D. ARCHBOLD MEM. HOSPITAL			3	100%	3
CROWNE HEALTH CARE OF FORT PAYNE		2	1	33%	3
CVS MO10151POCT SPRINGFIELD		2	1	33%	3
2412 LEBANON PIKE		2	1	33%	3
CVS NY1958POCT SYOSSET		3			3
ESTERO FIRE RESCUE		3			3
CVS TX2876POCT PROSPER		3			3
CVS SC2497POCT LEXINGTON		3			3
GARCIA MORALES NELSON			3	100%	3
GRIFOLS IH CENTER AND CLINICAL LABORATORY			3	100%	3
COL CROSSROAD		1	2	67%	3
SUNDALE NURSING HOME		3			3
ABRAKIDABRA KIDS CLINIC		1	2	67%	3
HEALTH FIRST MEDICAL GROUP			3	100%	3
LIFE CARE CENTER OF SKAGIT VALLEY		3			3
MARTIN MEDICAL CENTER INC		1	2	67%	3
LEGACY ER AND URGENT CARE			3	100%	3
HARRINGTON PARK HEALTH AND REHAB		3			3
WHOLE CHILD PEDIATRICS			3	100%	3
WOMENS CARE FLORIDA LLC-LABORATORY		3			3
CENTRAL FL INTERNAL MEDICINE ASSOCIATES LLC		3			3
ONSLow MEMORIAL HOSPITAL LABORATORY		3			3
UK HEALTHCARE			3	100%	3
VALLEY HOSPITAL MEDICAL CENTER		1	2	67%	3
MANORCARE NURSING & REHABILITATION CENTER-NAPLES		3			3
MEDEXPRESS URGENT CARE-CLOQUET		3			3
CERTIVIA LABORATORIES			3	100%	3
320 S TRANSIT ST		3			3
CVS NE8616POCT LINCOLN		1	2	67%	3
MANASOTA PEDIATRICS			3	100%	3
CARENOW-ATASCOCITA			3	100%	3
CVS NV2989POCT NORTH LAS VEGAS		2	1	33%	3
JACKSONVILLE VA OPC			3	100%	3
LUCID LABORATORY SERVICES		3			3
MEDEXPRESS URGENT CARE - TOPEKA, SW WANAMAKER RD		3			3
LAURELLWOOD NURSING CENTER		1	2	67%	3
LEXINGTON MEDICAL CENTER		1	2	67%	3
MEDEXPRESS URGENT CARE - TOTOWA		3			3
VISITING PHYSICIANS OF THE TREASURE COAST LLC			3	100%	3
RCA LABORATORY SERVICES LLC			3	100%	3

COVID-19: testing by laboratory

Data through May 20, 2021 verified as of May 21, 2021 at 09:25 AM

Data in this report are provisional and subject to change.

The numbers in the table below represent the number of Florida and non-Florida residents for whom test results were received by the Department of Health. A person can be tested by more than one laboratory and can have both positive and negative results. **Therefore, the sum of the numbers in each column will be larger than the total number of people tested.**

Reporting lab	Inconclusive	Negative	Positive	Percent positive	Total
RICHMOND CITY DEPARTMENT OF PUBLIC HEALTH			3	100%	3
CLARA MAASS TRANSITIONAL CARE UNIT		3			3
PINELLAS CHD - CLEARWATER		2	1	33%	3
KIDSVILLE PEDIATRICS IV PA		1	2	67%	3
INTERNAL MEDICINE & PEDIATRICS WELLNESS CENTER			3	100%	3
ADVENTHEALTH IMAGING LAKE NONA		1	2	67%	3
BAPTIST HEALTH SURGERY CENTER AT NORTHPOINT			3	100%	3
NORTHSIDE HOSPITAL D/B/A ARTHRITIS		3			3
SCHIFF CENTER FOR LIVER DISEASES		1	2	67%	3
MEDEXPRESS URGENT CARE, BELLE VERNON		3			3
Maryfield Inc. dba Pennybyrn		3			3
Kroger 387 - The Little Clinic Hubbards Lane		3			3
SAMARITAN PACIFIC COMMUNITIES HOSPITAL		2	1	33%	3
PENSACOLA MEDICAL CLINIC LLC			3	100%	3
STATE OF FLORIDA			2	100%	2
CLEVELAND CLINIC IMAGING			2	100%	2
Robert J Dole VAMC		2			2
PANCARE HEALTH - SNEADS ELEMENTARY			2	100%	2
CSS- TWELVE OAKS			2	100%	2
BAPTIST HOSPITAL INTERNAL MEDICINE GULF BREEZE			2	100%	2
BELLIN HOSPITAL			2	100%	2
Iowa Veterans Home		2			2
MARTINSBURG VAMC		2			2
CVS NC2297335CV GREENSBORO		2			2
WALGREENS #06583		2			2
ORCHARD LABORATORIES			2	100%	2
ARCADIA DIALYSIS CENTER			2	100%	2
Greystone Nursing and Rehab, LLC			2	100%	2
PRIMARY HEALTH CARE ASSOCIATES INC			2	100%	2
VA Boston HCS-Brockton Division		2			2
SHANDS JACKSONVILLE CLINICAL CENTER		1	1	50%	2
SELECT MEDICAL CLINIC			2	100%	2
Parkridge Specialty Care		2			2
SARASOTA MEMORIAL MEDICAL URGENT CARE CENTER			2	100%	2
MINUTECLINIC DIAG OF IND, LLC #6250		2			2
LITTLE FALLS HOSPITAL LABORATORY		2			2
VA WNYHCS - Buffalo Division		1	1	50%	2
WILLOWBROOKE CT AT LIMA ESTATES		2			2
UNIVERSITY HOSPITAL OF BROOKLYN		2			2
Walgreens #19019		2			2
JOHNSON CITY MEDICAL CENTER		1	1	50%	2
MD NOW URGENT CARE MEDICAL CENTERS INC			2	100%	2
Northpoint Lexington Healthcare		1	1	50%	2
AMERICAN RESEARCH CENTERS OF FLORIDA			2	100%	2
CVS LA1116POCT BATON ROUGE		1	1	50%	2
Piney Grove Nursing and Rehabilitation Center		2			2

COVID-19: testing by laboratory

Data through May 20, 2021 verified as of May 21, 2021 at 09:25 AM

Data in this report are provisional and subject to change.

The numbers in the table below represent the number of Florida and non-Florida residents for whom test results were received by the Department of Health. A person can be tested by more than one laboratory and can have both positive and negative results. **Therefore, the sum of the numbers in each column will be larger than the total number of people tested.**

Reporting lab	Inconclusive	Negative	Positive	Percent positive	Total
Douglas County Health Center		2			2
ADVOCATE SHERMAN HOSPITAL			2	100%	2
VETERANS AFFAIRS MEDICAL CENTER - GREATER LOS ANGELES			2	100%	2
ABSOLUTE CAREGIVERS HOME HEALTH AGENCY INC			2	100%	2
WOODHILLS LABS			2	100%	2
PALM MEDICAL CENTER - PLANT CITY		2			2
STUART SURGERY CENTER, LLC			2	100%	2
PHYSICIANS LABORATORY SERVICES			2	100%	2
BETHESDA HOSPITAL			2	100%	2
CVS CA8882POCT SAN CLEMENTE		2			2
OAKBRIDGE TERRACE AT SAE			2	100%	2
INTEAM HEALTH, INC.			2	100%	2
LUTHERAN HOSPITAL OF INDIANA			2	100%	2
PEDIATRIC HEALTH CARE		1	1	50%	2
MAGNOLIA MANOR OF COLUMBUS		2			2
Walgreens #7156			2	100%	2
ROPER HOSPITAL			2	100%	2
AYASS BIOSCIENCE LLC			2	100%	2
LAWRENCE GENERAL HOSPITAL			2	100%	2
HEALTH NETWORK			2	100%	2
SOUTHERN OHIO MEDICAL CENTER			2	100%	2
MERCY HEALTH LAB		1	1	50%	2
Sevierville Health and Rehabilitation		2			2
MEDEXPRESS URGENT CARE - LINCOLN		2			2
Walgreens #5065		2			2
ORLANDO HEALTH MEDICAL GROUP		1	1	50%	2
JUST BELIEVE RECOVERY CENTER			2	100%	2
DMC UNIVERSITY LABORATORIES		1	1	50%	2
DAVENPORT PEDIATRICS CLERMONT			2	100%	2
BAYSHORE MEDICAL CENTER			2	100%	2
TALLAHASSEE MEMORIAL HEALTHCARE FAMILY MED RESIDENCY			2	100%	2
ACCELERATED URGENT CARE		2			2
NORTON IMMEDIATE CARE CENTER - PRESTON			2	100%	2
Jacob's Creek Nursing and Rehabilitation Center		2			2
PALMS OF FT MYERS,THE			2	100%	2
SIMPLY HEALTHCARE AND WELLNESS CLINIC, PC			2	100%	2
PATIENT FIRST - HAMILTON		2			2
MAJESTIC GUARDIANS			2	100%	2
LIFT HEALTH		2			2
BAPTIST HEALTHCARE - LAKEVIEW CENTER INC		2			2
ON-SITE MEDICAL SOLUTIONS		2			2
Arbors at Gallipolis		2			2
Luther Acres Manor		2			2
BFT LAB			2	100%	2
EASTGENE LABORATORIES		2			2
MINUTE CLINIC DIAGNOSTICS OF IN, LLC #6252		2			2

COVID-19: testing by laboratory

Data through May 20, 2021 verified as of May 21, 2021 at 09:25 AM

Data in this report are provisional and subject to change.

The numbers in the table below represent the number of Florida and non-Florida residents for whom test results were received by the Department of Health. A person can be tested by more than one laboratory and can have both positive and negative results. **Therefore, the sum of the numbers in each column will be larger than the total number of people tested.**

Reporting lab	Inconclusive	Negative	Positive	Percent positive	Total
MEASE MANOR MEMORY CARE		2			2
INTEGRATED REGIONAL LABS			2	100%	2
DUBOIS CONTINUUM OF CARE COMMUNITY INC		2			2
ORLANDO LUTHERAN TOWERS		1	1	50%	2
CAPE FEAR VALLEY MEDICAL CENTER			2	100%	2
MINUTECLINIC MINUTECLINIC #4978		1	1	50%	2
ROYAL CARE MEDICAL CENTER			2	100%	2
Kroger 441 - The Little Clinic Middletown		2			2
CHRISTUS SPOHN HOSPITAL			2	100%	2
DIAGNOSTIC AFFILIATES			2	100%	2
GRACE HEALTHCARE OF LAKE WALES		1	1	50%	2
DELAWARE DIAGNOSTICS LABS			2	100%	2
SACRED HEART HOSPITAL ON THE EMERALD			2	100%	2
Village Green Health & Rehabilitation		2			2
CITRUS DERMATOLOGY			2	100%	2
MIDDLE TENN MENTAL HEALTH INSTITUTE		2			2
MY PHARMACY			2	100%	2
SIMMONS			2	100%	2
SCIENTIFIC LABORATORY COMPANY		2			2
MILFORD REGIONAL HOSPITAL			2	100%	2
SUMMIT URGENT CARE - MARIETTA		2			2
HOLY FAMILY MEDICAL CENTER		1	1	50%	2
CHNJ		2			2
PEACEHEALTH CENTRAL		2			2
WARE EXPRESS CARE			2	100%	2
UNIVERSITY OF MIAMI SCCC RESEARCH LABORATORY			2	100%	2
Ohio Veterans Home-Georgetown		2			2
JASON RHEE, MD		2			2
WEST FLORIDA MEDICAL ASSOCIATES, PA			2	100%	2
WELLSTAR SPALDING REGIONAL MEDICAL CENTER		2			2
Kroger 647 - The Little Clinic Newnan Crossings		1	1	50%	2
CARLE FOUNDATION HOSPITAL LABORATORY			2	100%	2
FLORIDA MEDICAL CLINIC CARDIOLOGY-ZH			2	100%	2
DOCTOR TODAY URGENT CARE			2	100%	2
Buena Vista Care Center		2			2
Kroger 519 - The Little Clinic Georgesville Square		2			2
Walgreens #9890		2			2
MEDEXPRESS URGENT CARE - HAZLET		1	1	50%	2
SIMEDHEALTH CHIEFLAND DRAW STATION		1	1	50%	2
ST PETERSBURG GENERAL HOSPITAL LABORATORY			2	100%	2
Bethel Lutheran Home		2			2
UNM SANDOVAL REGIONAL MEDICAL CENTER		2			2
INDIANA STATE DEPARTMENT OF HEALTH LAB			2	100%	2
COBLESKILL REGIONAL HOSPITAL		2			2
FLORIDA MEDICAL CENTER OF CLEARWATER		2			2
St. Luke's Care Center		2			2

COVID-19: testing by laboratory

Data through May 20, 2021 verified as of May 21, 2021 at 09:25 AM

Data in this report are provisional and subject to change.

The numbers in the table below represent the number of Florida and non-Florida residents for whom test results were received by the Department of Health. A person can be tested by more than one laboratory and can have both positive and negative results. **Therefore, the sum of the numbers in each column will be larger than the total number of people tested.**

Reporting lab	Inconclusive	Negative	Positive	Percent positive	Total
BLOSSOMS ASSISTED LIVING 1 LLC			2	100%	2
PTC LABORATORIES			2	100%	2
MCLAREN REGIONAL MEDICAL CENTER			2	100%	2
CVS M08581POCT BLUE SPRINGS		1	1	50%	2
MINUTECLINIC DIAGNOSTIC PA #7110		2			2
DIGESTIVE DISEASE CARE PC		2			2
EXPRESS CARE WALK-IN CLINIC			2	100%	2
BIOMAT USA			2	100%	2
Cortland Acres Association		2			2
GRANDVIEW COLLEGE STUDENT HEALTH CENTE		2			2
SUDARSAN KAMISSETY MD PA			2	100%	2
LEESBURG DIALYSIS CENTER		1	1	50%	2
Kroger 096 - The Little Clinic Orchard and Holly		2			2
CLEAR LAKE REGIONAL MEDICAL CENTER			2	100%	2
OAKMONT WEST- GREENVILLE SC		2			2
Dexter Health Care		2			2
ASCENSION ST VINCENT'S RIVERSIDE			2	100%	2
PALM CITY NURSING AND REHAB CENTER			2	100%	2
DJ Jacobetti Home for Veterans		2			2
WELL HEALTH LABS			2	100%	2
ROBERTS WESLEYAN COLLEGE HEALTH CENTE		2			2
WE CARE HOME HEALTH SOLUTIONS LLC			2	100%	2
WALGREENS #05018		2			2
BARDMOOR EMERGENCY CARE CENTER			2	100%	2
VALLEY BAPTIST MEDICAL CENTER: BROWNSVILLE			2	100%	2
Winer Haven Health and Rehabilitation Center		2			2
PM PEDIATRICS OF BAYSIDE PLLC - BELLER		2			2
BAYFRONT CARDIOVASCULAR ASSOCIATES		1	1	50%	2
PALM BAY COMMUNITY OUTPATIENT CLINIC		2			2
BOSTON PUBLIC HEALTH COMMISSION			2	100%	2
WEST BOCA MEDICAL CENTER			2	100%	2
HOUSTON HEALTH DEPARTMENT - BUREAU OF LABORATORY SERVICES			2	100%	2
DALLAS VA MEDICAL CENTER - VA NORTH TEXAS HEALTH CARE SYSTEM			2	100%	2
MIDWAY SPECIALTY CARE CENTER INC		2			2
Manorcare Health Services - Williamsport South		2			2
EASTLAKE MEDICAL CENTER		2			2
SMITH NORTHVIEW HOSPITAL LAB			2	100%	2
GSM OCED Subsection			2	100%	2
PHYSICIANS PREMIER			2	100%	2
STEELFUSION/RJ LEE GROUP LABORATORY			2	100%	2
HAMILTON CHD		2			2
BIONIC TECHNOLOGIES CORPORATION			2	100%	2
OUR LOVING HANDS COMPANION SERVICE LLC		2			2
NLC LABS			2	100%	2
Kroger 550 - The Little Clinic Bellevue		2			2
Veterans Health Administration-Public Health Reference Laboratory		1	1	50%	2

COVID-19: testing by laboratory

Data through May 20, 2021 verified as of May 21, 2021 at 09:25 AM

Data in this report are provisional and subject to change.

The numbers in the table below represent the number of Florida and non-Florida residents for whom test results were received by the Department of Health. A person can be tested by more than one laboratory and can have both positive and negative results. **Therefore, the sum of the numbers in each column will be larger than the total number of people tested.**

Reporting lab	Inconclusive	Negative	Positive	Percent positive	Total
MY INSTADOC - HOWELL URGENT CARE		2			2
REHAB SOUTH FLORIDA LLC			2	100%	2
CALIFORNIA DIVISION OF COMMUNICABLE DISEASE CONTROL			2	100%	2
ATLANTIC DIAGNOSTICS			2	100%	2
MOUNT ST MARYS HOSPITAL OF NIAGARA FALLS		1	1	50%	2
CVS NE8626POCT LINCOLN		2			2
Garden Care Center		2			2
CROSTOWN PHARMACY		2			2
METROHEALTH SYSTEM			2	100%	2
ATVIVO LLC		2			2
RAINY LAKE MEDICAL CENTER			2	100%	2
Timber Ridge Health Care Center			2	100%	2
CARINGPLUS HOMECARE LLC		1	1	50%	2
Fairlane Gardens Nursing and Rehab at Reading		2			2
AMERICAN FAMILY CARE URGENT CARE		1	1	50%	2
UT PATH			2	100%	2
ADVENTHEALTH CENTRA CARE POINCIANA			2	100%	2
Robert Cranfield			2	100%	2
WALGREENS MARATHON		1	1	50%	2
ATHENA CARE RESOURCES LLC		2			2
NEMOURS CHILDRENS HORIZON WEST			2	100%	2
PHOEBE BERKS HEALTH CARE CENTER		2			2
MOBILE COUNTY HEALTH DEPARTMENT		1	1	50%	2
HANOVER ENDOSCOPY CENTER		2			2
Manorcare Health Services West Reading North		2			2
MINERS COLFAX MEDICAL CENTER		2			2
INA		1	1	50%	2
FLORIDA SPINE AND PAIN SPECIALISTS		2			2
FLORIDA DEPARTMENT OF HEALTH IN LEE COUNTY		1	1	50%	2
PM PEDIATRICS OF BAYSIDE PLLC - HOPEWELL JUNCTION		2			2
Ozark Health and Rehabilitation, LLC		2			2
BROOKS -TLC HOSPITAL SYSTEM			2	100%	2
ADVENTIST HINSDALE HOSPITAL LABORATORY			2	100%	2
BEAUREGARD HEALTH SYSTEM			2	100%	2
DRR JMC URGENT CARE DONALD ROSS			2	100%	2
AEGIS MEDICAL GROUP LLC			2	100%	2
Wetumpka Health and Rehab, LLC		2			2
TWIN LAKES REHAB & HEALTHCARE		2			2
SUNSHINE PHARMACY		2			2
HEALTHCARE NETWORK			2	100%	2
CARTER BLOOD CARE			2	100%	2
HCR MANOR CARE SERVICES OF FLORIDA III INC		2			2
FLORIDA SCHOOL FOR THE DEAF & BLIND			2	100%	2
LIFEGUARD AMBULANCE SERVICES LLC, TEXAS- SAN			2	100%	2
WOODLAND VILLAGE HEALTHCARE CENTER		2			2
CIRRUS DX			2	100%	2

COVID-19: testing by laboratory

Data through May 20, 2021 verified as of May 21, 2021 at 09:25 AM

Data in this report are provisional and subject to change.

The numbers in the table below represent the number of Florida and non-Florida residents for whom test results were received by the Department of Health. A person can be tested by more than one laboratory and can have both positive and negative results. **Therefore, the sum of the numbers in each column will be larger than the total number of people tested.**

Reporting lab	Inconclusive	Negative	Positive	Percent positive	Total
CVS TX4794POCT ARLINGTON		2			2
LEE PHYSICIAN GROUP FAMILY MEDICINE AT BABCOCK		2			2
UNIVERSITY OF MARYLAND PATHOLOGY ASSOCIATES			2	100%	2
CVS TN5694POCT SODDY DAISY		2			2
TEXAS HEALTH CARE			2	100%	2
PRECISION DIAGNOSTIC INC		2			2
EASTSIDE SPORTS COMPLEX			2	100%	2
DELAWARE VETERANS HOME		2			2
AUGUSTA HEALTH SKILLED CARE			2	100%	2
ESCANDON DIAGNOSTIC CLINIC			2	100%	2
VOLUNTEERS OF AMERICA OF FLORIDA			2	100%	2
MOBILE HEALTH LABS LLC			2	100%	2
CHI MEMORIAL PRIMARY CARE ASSOCIATES-A		2			2
PARKRIDGE MEDICAL CENTER			2	100%	2
Camellia Gardens		2			2
CORNELIA REDDY URGENT CARE		2			2
FLORIDA MENTOR FAULKNER GROUP HOME			2	100%	2
87TH MEDICAL GROUP – MCGUIRE AMBULATORY CARE FACILITY		2			2
QUALITY URGENT CARE CENTER		1	1	50%	2
ORLANDO DIALYSIS		1	1	50%	2
CVS AZ5477POCT SURPRISE		2			2
Green Mountain Nursing and Rehabilitation		2			2
PUBLIC HEALTH LABORATORY	1		1	50%	2
ALTIUS INSTITUTE FOR BIOMEDICAL SCIENCES			2	100%	2
WALGREENS AGUADILLA (ST 177)		2			2
REGIONS HOSPITAL LABORATORY			2	100%	2
WELLSTREET SMYNA URGENT CARE		2			2
RICHICHI FAMILY HEALTH			2	100%	2
TRICORE REFERENCE LABORATORY		1	1	50%	2
RABI SINHA, MD		2			2
TENNESSEE DEPARTMENT OF HEALTH (TDH) - REGIONAL LABORATORY			2	100%	2
NEMOURS CHILDRENS PRIMARY CARE CLERMONT			2	100%	2
ATLAS GENOMICS			2	100%	2
HOLSTON MEDICAL GROUP		2			2
Kingston of Miamisburg		2			2
HERITAGE CARE AND REHABILITATION CENTE		2			2
BLUEWATER TOXICOLOGY			2	100%	2
Mary Anna Nursing Home		2			2
BERKSHIRE MEDICAL CENTER			2	100%	2
NEIGHBORCARE PHARMACY SERVICES		2			2
Henry County Health and Rehabilitation		2			2
CVS MA7140POCT WESTPORT		2			2
WALGREENS #13605		2			2
Mayaguez Outpatient Clinic		2			2
EAST CENTRAL REGIONAL HOSPITAL GRACEWO		2			2
UW HOSPITAL AND CLINICS		1	1	50%	2

COVID-19: testing by laboratory

Data through May 20, 2021 verified as of May 21, 2021 at 09:25 AM

Data in this report are provisional and subject to change.

The numbers in the table below represent the number of Florida and non-Florida residents for whom test results were received by the Department of Health. A person can be tested by more than one laboratory and can have both positive and negative results. **Therefore, the sum of the numbers in each column will be larger than the total number of people tested.**

Reporting lab	Inconclusive	Negative	Positive	Percent positive	Total
CVS SC7567POCT BOILING SPRINGS		1	1	50%	2
THE WINDSOR ORTEGA		2			2
Kroger 518 - The Little Clinic Hermitage		2			2
ALL PEDIATRIC CARE PA			2	100%	2
METHODIST MANSFIELD MEDICAL CENTER			2	100%	2
ASSOCIATES IN UROGYNECOLOGY MD LLC		2			2
BERNHARDT LABORATORIES INC			2	100%	2
WEST COAST PEDIATRICS			2	100%	2
UNITED PHYSICIAN GROUP FAMILY MEDICINE OF HAMPTON		2			2
INTERNAL MEDICINE SPECIALISTS MEDICAL GROUP, PA		2			2
KEATING SPORTS CENTER		2			2
SYMPHONY OF BUFFALO GROVE		2			2
PEACE RIVER MEDICAL CENTER		2			2
Bedford Care Center of Hattiesburg		2			2
MEDEXPRESS URGENT CARE - RUSSELLVILLE, W MAIN ST		2			2
MEDEXPRESS URGENT CARE - CONWAY		2			2
AMEDISYS HOME HEALTH OF GREENVILLE			2	100%	2
EUROFINS CENTRAL LABORATORY, LLC		2			2
PUBLIX PHARMACY #1488		2			2
UNIVERSITY MEDICAL CENTER OF SOUTHERN NEVADA (UMCSN)			2	100%	2
WALGREENS #05432		2			2
EXPERTUS LABORATORIES, INC.			2	100%	2
LABCORP OF AMERICA HOLDINGS		1	1	50%	2
WILCOX MEDICAL CENTER-ALMA COLLEGE		2			2
BRENTWOOD AT FORE RANCH			2	100%	2
BLACKBAG DIGITAL HEALTH LLC		2			2
PREMIER FAMILY CARE I, INC			2	100%	2
HEARTLAND REGIONAL MEDICAL CENTER		1	1	50%	2
PREVENTIVE HEALTH PARTNERS I L S C		2			2
ALBUQUERQUE - AMG SPECIALTY HOSPITAL		2			2
NEMOURS CHILDREN'S PRIMARY CARE THE VILLAGES		2			2
DEL SOL MEDICAL CENTER			2	100%	2
SUNCOAST BLOOD BANK			2	100%	2
OSF ST JOSEPH MEDICAL CENTER			2	100%	2
Van Wert Manor		2			2
MEDEXPRESS URGENT CARE - DERBY N ROCK		2			2
WEST HOUSTON MEDICAL CENTER			2	100%	2
RHODE ISLAND DEPARTMENT OF HEALTH LABORATORIES			2	100%	2
NORTHSIDE FAMILY MEDICINE AND URGENT CARE (EAST COBB)		2			2
Great Lakes Health Center			2	100%	2
VA Greater LA HCS-Santa Maria OPC			2	100%	2
GULF COAST REGIONAL MEDICAL CARE		2			2
ADVAGENIX			2	100%	2
TMH EC NORTHEAST LABORATORY			2	100%	2
AHC PARIS		2			2
WARD MEMORIAL HOSPITAL		2			2

COVID-19: testing by laboratory

Data through May 20, 2021 verified as of May 21, 2021 at 09:25 AM

Data in this report are provisional and subject to change.

The numbers in the table below represent the number of Florida and non-Florida residents for whom test results were received by the Department of Health. A person can be tested by more than one laboratory and can have both positive and negative results. **Therefore, the sum of the numbers in each column will be larger than the total number of people tested.**

Reporting lab	Inconclusive	Negative	Positive	Percent positive	Total
Kroger 400 - The Little Clinic Hartley Bridge Rd		1	1	50%	2
MISSION HOSPITAL REGIONAL MEDICAL CENTER			2	100%	2
HAILE MEDICAL GROUP PA		2			2
ManorCare Health Services Peters Township		2			2
BAYCARE OUTREACH LAB WH SOUTH			2	100%	2
ABILITY DIAGNOSTICS LLC			2	100%	2
PALMETTO BAY MEDICAL CENTER		1	1	50%	2
TSALI CARE CENTER		2			2
FLORIDA DEPARTMENT OF HEALTH PINELLAS COUNTY-			2	100%	2
VALUE DRUGS GREENLAWN INC		2			2
CVS TX3702POCT KATY		2			2
CAROLINA BAY HEALTHCARE CTR OF WILMING		2			2
GARNET HEALTH DOCTORS		2			2
FLORIDA LIVING NURSING CENTER			2	100%	2
SWIFT CREEK HEALTH CENTER AT THE TEMPL		2			2
Good Samaritan Society Waukon		2			2
NORTHEAST GEORGIA HEALTH SYSTEM			2	100%	2
LAB CORP OF AMER SAN DIEGO			2	100%	2
PRONTO URGENT CARE			2	100%	2
EASTERN NEW MEXICO UNIVERSITY STUDENT		2			2
COOPER CLINIC			2	100%	2
US LABS		2			2
Kroger 407 - The Little Clinic Lexington		1	1	50%	2
GOLDSTEIN			2	100%	2
BAY CORRECTIONAL AND REHABILITATION FACILITY			2	100%	2
PROFESSIONAL DIALYSIS CENTER			2	100%	2
PINARD HOME HEALTH SERVICES INC			2	100%	2
EMORY DECATUR HOSPITAL - EMORY MEDICAL		2			2
SCHEURER HOSPITAL		2			2
RAPID MEDLAB (002MO)		2			2
UMHC HOLLYWOOD LABORATORY			2	100%	2
DALLAS BAPTIST UNIVERSITY - HEALTH SERVICES			2	100%	2
DEVLAB, LLC			2	100%	2
WALGREENS - 10856		2			2
Lenawee Medical Care Facility		2			2
SHORE MEDICAL CENTER		2			2
CPL INC/BSSC PATHOLOGY		2			2
Good Samaritan Society-Blackduck		1	1	50%	2
ANNE ARUNDEL MEDICAL CENTER			2	100%	2
MI Nursing Restorative Center		2			2
Life Care Center of Elyria		2			2
MOUNT SINAI MEDICAL CENTER OF FLORIDA, INC			2	100%	2
LOURDES-NOREEN MCKEEN RESIDENCE□			2	100%	2
TEXAS REGIONAL ASTHMA & ALLERGY CENTER			2	100%	2
ARCPPOINTLABS OF VIRGINIA BEACH		1	1	50%	2
CQUENTIA NGS, LLC			2	100%	2

COVID-19: testing by laboratory

Data through May 20, 2021 verified as of May 21, 2021 at 09:25 AM

Data in this report are provisional and subject to change.

The numbers in the table below represent the number of Florida and non-Florida residents for whom test results were received by the Department of Health. A person can be tested by more than one laboratory and can have both positive and negative results. **Therefore, the sum of the numbers in each column will be larger than the total number of people tested.**

Reporting lab	Inconclusive	Negative	Positive	Percent positive	Total
HEAD 2 TOE PEDIATRICS, PLLC		1	1	50%	2
PROSPECT URGENT CARE			2	100%	2
TMH PHYSICIAN PARTNERS PERRY		2			2
INTERMOUNTAIN MEDICAL CENTER			2	100%	2
DOWN HOME MEDICAL			2	100%	2
OUR LADY OF THE LAKE REGIONAL MEDICAL CENTER			2	100%	2
ANDERSON COUNTY HOSPITAL			2	100%	2
BAYLOR SCOTT & WHITE ALL SAINTS MEDICAL CENTER FT			2	100%	2
OXLEY PARK HEALTH & REHAB		2			2
SOUTH DAKOTA DEPARTMENT OF HEALTH		2			2
ROCKWALL URGENT CARE			2	100%	2
THE FOUNTAIN AT BOCA CIEGA BAY		2			2
LEHIGH MEDICAL AND RESEARCH CENTER, INC			2	100%	2
WALGREENS NO 10512		1	1	50%	2
EXPRESS CARE OF LEESBURG			2	100%	2
Kroger 686 - The Little Clinic Farragut		2			2
SYNEOS HEALTH			2	100%	2
HAWKEYE CARE CENTER DUBUQUE		2			2
PEDIATRIC ASSOCIATES OF JULINGTON CREEK			2	100%	2
FLORIDA MEDICAL CLINIC IM LUTZ			2	100%	2
WALGREENS #10495		2			2
MID-FLORIDA HEMATOLOGY AND ONCOLOGY CENTERS		2			2
Warren Center for Rehabilitation and Nursing		2			2
ST VINCENT'S AMBULATORY CARE INC			2	100%	2
HARTFORD HEALTH CARE & REHABILITATION			2	100%	2
PRIMARY CARE SERVICES AT EDGEWATER		2			2
Workmens Circle Multicare Center		2			2
BUCKINGHAM PAVILION INC		2			2
VA Central California HCS		2			2
NIAGARA APOTHECARY INC		2			2
KJ MEDICAL PRACTICE PC		2			2
BAYLOR COLLEGE OF MEDICINE			2	100%	2
SENTARA NORFOLK GENERAL HOSPITAL			2	100%	2
AFC PHYSICIANS OF FLORIDA, PA			2	100%	2
OAKMONT EAST- GREENVILLE SC, LLC		2			2
AHC Forest cove		2			2
MIRAMAR KIDNEY CENTER		1	1	50%	2
Chesapeake Shores - Signature HealthCare LLC		2			2
Kroger 101 - The Little Clinic Hill Top		2			2
CARENOW LENEXA			2	100%	2
BAYMEADOWS PRIMARY CARE		2			2
OAKS AT AVON,THE		2			2
Brown Memorial Home		2			2
OSF SAINT FRANCIS MEDICAL CENTER LABORATORY			2	100%	2
Kroger 687 - The Little Clinic Sugar Hill		1	1	50%	2
AMERICAN MEDICAL LABORATORIES			2	100%	2

COVID-19: testing by laboratory

Data through May 20, 2021 verified as of May 21, 2021 at 09:25 AM

Data in this report are provisional and subject to change.

The numbers in the table below represent the number of Florida and non-Florida residents for whom test results were received by the Department of Health. A person can be tested by more than one laboratory and can have both positive and negative results. **Therefore, the sum of the numbers in each column will be larger than the total number of people tested.**

Reporting lab	Inconclusive	Negative	Positive	Percent positive	Total
TEQUESTA FAMILY MEDICAL CENTER LLC			2	100%	2
BROOKSVILLE DIALYSIS			2	100%	2
INTERNAL MEDICINE ASSOCIATES-DUNELLON			2	100%	2
HERNANDO CHILDREN'S			2	100%	2
ALLSTATE HEALTH SERVICES, INC		2			2
GIGI WOOD DAVIS DO-FAMILY MEDICINE		2			2
CAREWELL JW - WORCESTER LNC			2	100%	2
Parkview Care and Rehabilitation Center		2			2
Kroger 596 - The Little Clinic Brentwood		2			2
BEREA URGENT CARE			2	100%	2
ADVANCED MEDICAL CARE			2	100%	2
STARR COUNTY MEMORIAL HOSPITAL			2	100%	2
SECOND STREET GROUP HOME		2			2
FLORIDA MEDICAL CLINIC PA PATEL CW		1	1	50%	2
MEMORIAL HOSPITAL OF SOUTH BEND			2	100%	2
THOMASVILLE REGIONAL MEDICAL CENTER		2			2
MADISON HOSPITAL LABORATORY			2	100%	2
FHPG SURGICAL ASSOCIATES OF EAST PASCO			2	100%	2
CIGNA GATEWAY			2	100%	2
ManorCare Rehab Center of Marietta		2			2
ACN PHYSICIANS GROUP CORP			2	100%	2
IM&P WELLNES CENTER			2	100%	2
WASHINGTONVILLE PHARMACY INC		2			2
PruittHealth Lakehaven		2			2
MANISTEE COUNTY MEDICAL CARE FACILITY		2			2
CLARKSVILLE HEALTH SYSTEM			2	100%	2
MIDWAY UNIVERSITY STUDENT HEALTH CLINIC		2			2
Stillwater Healthcare		2			2
EXPRESS CARE OF THE SHOALS		1	1	50%	2
MEDSTAR HARBOR HOSPITAL			2	100%	2
Kroger 777 - The Little Clinic Shelbyville		1	1	50%	2
THE HOSPITAL OF PROVIDENCE EMERGENCY ROOM			2	100%	2
MEASE COUNTRYSIDE HOSPITAL CARDIAC REH			2	100%	2
FIRST PREVENTION AND DIALYSIS CENTER LLC			2	100%	2
MONICE DR.			2	100%	2
SPRING HILL REGIONAL HOSPITAL			2	100%	2
ADVANTA ANALYTICAL LABORATORIES			2	100%	2
GUARDIAN HOME CARE OF CENTRAL GEORGIA		2			2
MEMORIAL SLOAN KETTERING CANCER CENTER		1	1	50%	2
Tuscola County Medical Care Community		2			2
VITAL CARE CLINIC, LLC			2	100%	2
ALABAMA REFERENCE LAB			2	100%	2
First Care Living Center/Essentia Health			2	100%	2
STARR CITY OF ROMA COMMUNITY CENTER			2	100%	2
MEDEXPRESS URGENT CARE - WOODBURY			2	100%	2
ELITE MEDICAL LABORATORY SOLUTIONS LLC			2	100%	2

COVID-19: testing by laboratory

Data through May 20, 2021 verified as of May 21, 2021 at 09:25 AM

Data in this report are provisional and subject to change.

The numbers in the table below represent the number of Florida and non-Florida residents for whom test results were received by the Department of Health. A person can be tested by more than one laboratory and can have both positive and negative results. **Therefore, the sum of the numbers in each column will be larger than the total number of people tested.**

Reporting lab	Inconclusive	Negative	Positive	Percent positive	Total
MEMORIAL HOSPITAL OF CARBONDALE			2	100%	2
NSUH AT SYOSSET		2			2
ADVENTHEALTH MEDICAL GROUP COLORECTAL SURGERY AT		2			2
UPS			2	100%	2
Crest Manor Living and Rehabilitation		2			2
ONTARIO COUNTY PUBLIC HEALTH		2			2
INSPIRE HEALTHCARE CENTER			2	100%	2
WELLSTREET - SADDLEBROOK		2			2
LEXINGTON PLACE			2	100%	2
AMERICAN LAB LLC		1	1	50%	2
Kroger 745 - The Little Clinic Somerset		2			2
CONCENTRA - PLANT CITY		2			2
Fairview		1	1	50%	2
HOLY TRINITY PHARMACY LLC		2			2
OELWEIN HEALTH CARE CENTER		2			2
Fairhaven Retirement Community		2			2
TANNER MEDICAL CENTER VILLA RICA		2			2
Aston Park Health Care Facility		2			2
GOOD PEDIATRICS			2	100%	2
LABRADOR PRIMARY CARE CENTER			2	100%	2
BROOKDALE PALM BEACH GARDENS			2	100%	2
HAMPTON VAMC		2			2
CRESTVIEW CLINICAL LABORATORY			2	100%	2
The Grand Rehabilitation & Nursing Utica		2			2
RENFREW CENTERS INC		2			2
CHILDREN'S MEDICAL CENTER-EAST ORLANDO			2	100%	2
HMH HOSPITALS CORPORATION		2			2
MEDCARE		2			2
METHODIST SPECIALTY CARE CENTER		2			2
HEALTH NETWORK LAB			2	100%	2
Greenfield Health & Rehab Center		2			2
BOND COMMUNITY HEALTH CENTER			2	100%	2
MAYO CLINIC GROUP PRACTICE LABORATORY			2	100%	2
Beth Sholom Home of Eastern Virginia		1	1	50%	2
UHEALTH CARDIOLOGY			2	100%	2
GILA REGIONAL MEDICAL CENTER		2			2
CVS MI8287POCT MACOMB		2			2
Tidelands Health Rehabilitation Hospital			2	100%	2
LAREDO EMERGENCY ROOM			2	100%	2
AMERIHEALTH QUICK CARE		2			2
CREATIVE HEALTH CENTER			2	100%	2
Kroger 328 - The Little Clinic Henderson Road		2			2
CHAMBREL AT PINECASTLE		1	1	50%	2
LAKE SUCCESS EXTENDED CARE		2			2
Covington Care Nursing and Rehabilitation		2			2
Hartwell Health and Rehabilitation		2			2

COVID-19: testing by laboratory

Data through May 20, 2021 verified as of May 21, 2021 at 09:25 AM

Data in this report are provisional and subject to change.

The numbers in the table below represent the number of Florida and non-Florida residents for whom test results were received by the Department of Health. A person can be tested by more than one laboratory and can have both positive and negative results. **Therefore, the sum of the numbers in each column will be larger than the total number of people tested.**

Reporting lab	Inconclusive	Negative	Positive	Percent positive	Total
CROSSROADS			2	100%	2
ADVENTHEALTH IMAGING PARTIN SETTLEMENT			2	100%	2
CHESTERFIELD HEALTHCARE GROUP, INC		2			2
LIFETIME FAMILY URGENT CARE			2	100%	2
TRINITAS REGIONAL MEDICAL CENTER		1	1	50%	2
NYU LANGONE HUNTINGTON MEDICAL GROUP		2			2
OHSU LABORATORY SERVICES		2			2
MEDEXPRESS URGENT CARE - BROOKHAVEN		2			2
NEXTCARE DOBSON			2	100%	2
MORSELIFE HOME CARE INC			2	100%	2
TRINITY DIALYSIS			2	100%	2
MERCY MEDICAL CENTER INC		1	1	50%	2
SIMON MED IMAGING - OCOEE II		2			2
MINUTECLINIC DIAGNOSTIC OF KANSAS, PC		2			2
Kroger 356 - The Little Clinic Middletown		2			2
BIRMINGHAM INTERNAL MEDICINE ASSOCIATE		1	1	50%	2
PATIENT FIRST - WOODBURY		2			2
LAS PALMAS MEDICAL CENTER			2	100%	2
ECHCS - Jewell Clinic		2			2
UNIVERSITY OF MIAMI MEDICINE CLINIC DRI			2	100%	2
JFK MEDICAL CENTER LABORATORY DEPT		2			2
CAROLINAS HEALTHCARE SYSTEM LAB			2	100%	2
EVANS FAMILY CARE PA			2	100%	2
PM PEDIATRICS OF SELDEN, PLLC		2			2
ABRAKIDABRA PEDIATRIC CLINIC LLC			2	100%	2
ABSOLUTE QUICK CARE		1	1	50%	2
Kroger 853 - The Little Clinic East Broad Street		2			2
BOCA RATON REGIONAL HOSPITAL INC			2	100%	2
MEDEXPRESS URGENT CARE-MT PLEASANT		1	1	50%	2
MEDEXPRESS URGENT CARE - WICHITA, N MAIZE RD		1	1	50%	2
MAINE CENTER FOR DISEASE CONTROL AND PREVENTION			2	100%	2
SHERIDAN AT HOBE SOUND, THE			2	100%	2
DOCTOR'S IN-HOUSE LAB/COMMUNITY HEALTH CENTERS OF PINELLAS - JOHNNIE R			2	100%	2
HIGHLAND PARK LAKEWOOD PRESTON HOLLOW			2	100%	2
SKY LAKES MEDICAL CENTER		2			2
JACOBO N LAMA, MD PA		2			2
COLUMBIA COTTAGE		2			2
CARELINE PHARMACY AND HEALTHCARE SERVICES		1	1	50%	2
ASHLEY PEDIATRICS			2	100%	2
Advanced Rehabilitation and Healthcare of Wichita Falls		2			2
WyndRidge Health & Rehabilitation		2			2
WALGREENS # 04626		1	1	50%	2
VIRGINIA DEPT OF HEALTH OFFICE OF EPIDEMIOLOGY			2	100%	2
PROVIDENCE MEDICAL GROUP SHERWOOD IMMEDIATE CARE		2			2
CLINICAL REFERENCE LABORATORY, INC		2			2
SPECIALTY LABORATORIES			2	100%	2

COVID-19: testing by laboratory

Data through May 20, 2021 verified as of May 21, 2021 at 09:25 AM

Data in this report are provisional and subject to change.

The numbers in the table below represent the number of Florida and non-Florida residents for whom test results were received by the Department of Health. A person can be tested by more than one laboratory and can have both positive and negative results. **Therefore, the sum of the numbers in each column will be larger than the total number of people tested.**

Reporting lab	Inconclusive	Negative	Positive	Percent positive	Total
ACORN ESTATES		2			2
Walgreens #12427		1	1	50%	2
REDMOND REGIONAL MEDICAL CENTER		1	1	50%	2
LAKEVIEW HEALTH CARE SYSTEM LLC			2	100%	2
TEMPLE UNIVERSITY HOSPITAL			2	100%	2
DESERT HOSPITAL/CPHU CLINICAL LABORATORY			2	100%	2
BENEVA LAKES ASSISTED LIVING CENTER			2	100%	2
COLD SPRING HILLS CENTER FOR NURSING A		2			2
MC MEDICAL			2	100%	2
GOSHEN HOSPITAL			2	100%	2
URGENT CARE AND SURGERY CENTER			2	100%	2
FALMOUTH HOSPITAL		1	1	50%	2
MEDEXPRESS URGENT CARE - OMAHA N 72 ST		2			2
MERCY CONVENIENT CARE			2	100%	2
COLONIAL VILLA GOOD SAMARITAN CENTER		2			2
DALLAS MEDICAL CENTER			2	100%	2
Providence of Sparta Health and Rehabilitation		2			2
CENTRAL FLORIDA FAMILY HEALTH CENTER		2			2
PALMETTO FAMILY HEALTH CENTER			2	100%	2
CDPH K-12 SCHOOL LABORATORIES (HILLSBOROUGH CITY SCHOOL DISTRICT)			2	100%	2
MAIN STREET MEDICAL CENTERS		2			2
CVS MA1875POCT ASHLAND		1	1	50%	2
DIVERSE MEDICAL CARE LLC			2	100%	2
ONSLow COUNTY HEALTH DEPARTMENT			2	100%	2
RIVER CITY MEDICAL ASSOCIATES, INC			2	100%	2
BAPTIST HEALTH LEXINGTON			2	100%	2
Imboden Creek Living Center		2			2
NOSE AND SINUS INSTITUTE OF BOCA RATON		1	1	50%	2
ROYAL PALM PEDIATRICS			2	100%	2
GREEN POINT RX INC DBA ALTRU CHEMISTS		2			2
GULFCOAST JEWISH FAMILY			2	100%	2
UNITED MEMORIAL MEDICAL CENTER			2	100%	2
NORTH MCALLEN PEDIATRIC CENTER			2	100%	2
DAYTONA BEACH CENTRA CARE			2	100%	2
HEALTH & REHAB CTR AT DOLPHINS VIEW, THE			2	100%	2
441 URGENT CARE-MULBERRY			2	100%	2
ADVANCED CARDIOVASCULAR DIAGNOSTICS		2			2
PATIENT FIRST-BATTLEFIELD			2	100%	2
DOCTORS MEDICAL CTR OF WALTON COUNTY			2	100%	2
INNOVATIVE CARE II LLC			2	100%	2
SIGNATURE CARE LEWISVILLE-EMERGENCY CENTER		1	1	50%	2
NEW DISCOVERY BIOLOGICS, LLC		1	1	50%	2
SIGNAL DIAGNOSTICS DBA FLOWHEALTH LABS			2	100%	2
MEDICAL WEST FREE STANDING ER		2			2
BAYCARE OUTREACH LAB			2	100%	2
SOUTHERN SPRINGS HEALTH CARE		2			2

COVID-19: testing by laboratory

Data through May 20, 2021 verified as of May 21, 2021 at 09:25 AM

Data in this report are provisional and subject to change.

The numbers in the table below represent the number of Florida and non-Florida residents for whom test results were received by the Department of Health. A person can be tested by more than one laboratory and can have both positive and negative results. **Therefore, the sum of the numbers in each column will be larger than the total number of people tested.**

Reporting lab	Inconclusive	Negative	Positive	Percent positive	Total
IN AND OUT URGENT CARE			2	100%	2
MEDEXPRESS URGENT CARE - ROSS TOWNSHIP		2			2
The Palms Nursing and Rehabilitation		1	1	50%	2
Chatham Nursing and Rehab Center		2			2
TMH PHYSICIAN PARTNERS MONTICELLO		1	1	50%	2
SOUTHERN BREEZE HEALTHCARE		1	1	50%	2
VALLEY MEDICAL LABORATORY			2	100%	2
AMICUS MEDICAL CENTER LLC			2	100%	2
SPECTRUM HEALTH			2	100%	2
Southern Pines Healthcare Center		1	1	50%	2
A+ URGENT/PRIMARY CARE			2	100%	2
CPL LABS			2	100%	2
MOSAIC MEDICAL CENTER MARYVILLE			2	100%	2
ADVENT HEALTH CENTRAL TEXAS		1	1	50%	2
OMEGA RESEARCH CONSULTANTS			2	100%	2
CLEVELAND CLINIC FLORIDA LABORATORY			2	100%	2
Fox Subacute at Warrington		2			2
MEDEXPRESS URGENT CARE -HOWELL US HWY		2			2
REHOBOTH MCKINLEY CHRISTIAN HOSPITAL		2			2
CHRISTIAN REST HOME ASSOC		2			2
Walgreens #9278		2			2
GENETIC ASSAYS INC			2	100%	2
MEDEXPRESS URGENT CARE - ST CLAIR, CLOVER DR.		1	1	50%	2
IRA FIALKO DO			2	100%	2
PPD CLINICAL RESEARCH UNIT			2	100%	2
FLAGLER HOME CARE			2	100%	2
MCCALLIE SCHOOL-STUDENT HEALTH CENTER		2			2
GALEN BAYLOR EXTENSION		2			2
Harris Hill Nursing Facility		2			2
Bethany Manor		2			2
SETON HILL UNIVERSITY		2			2
Delaware Court Healthcare Center		2			2
Holiday Retirement Home			2	100%	2
POMONA VALLEY COMMUNITY HOSPITAL			2	100%	2
SOUTHEASTERN INSTITUTE OF RESTORATIVE MEDICINE		1	1	50%	2
ST ANTHONY'S PINELLAS CARE CLINIC			2	100%	2
GOLISANO PEDIATRICS PORT CHARLOTTE HARBOR		2			2
SOUTH HILLSBOROUGH CBOC			2	100%	2
NAVAL BRANCH MEDICAL CLINIC			2	100%	2
DNA DIAGNOSTICS CENTER		2			2
MID AMERICA CLINICAL LABS			2	100%	2
VANAYER HEALTHCARE AND REHAB CENTER		2			2
UNIVERSITY OF TEXAS AT EL PASO, THE			2	100%	2
UNIVERSITY COMMUNITY HEALTH SERVICES		1	1	50%	2
CVS OH4327POCT PAINESVILLE		2			2
RIVERVIEW MEDICAL CLINIC		2			2

COVID-19: testing by laboratory

Data through May 20, 2021 verified as of May 21, 2021 at 09:25 AM

Data in this report are provisional and subject to change.

The numbers in the table below represent the number of Florida and non-Florida residents for whom test results were received by the Department of Health. A person can be tested by more than one laboratory and can have both positive and negative results. **Therefore, the sum of the numbers in each column will be larger than the total number of people tested.**

Reporting lab	Inconclusive	Negative	Positive	Percent positive	Total
FIRST CARE WALK IN CLINIC LLC			2	100%	2
SOUTHEAST GEORGIA HEALTH SYSTEM			2	100%	2
BAPTIST HEALTH MEDICAL PLAZA			2	100%	2
Kroger 409 - The Little Clinic Hebron Marketplace		1	1	50%	2
REELFOOT FAMILY WALK IN CLINIC - TIPT		2			2
AUSTIN REGIONAL CLINIC MICROBIOLOGY LAB			2	100%	2
MEDERI CARETENDERS		1	1	50%	2
LIBERTY HEALTH CENTER			2	100%	2
SHEPHERD CENTER CLINICAL LABORATORY		2			2
ASPIRUS RIVERVIEW HOSPITAL & CLINICS INC		1	1	50%	2
CONWAY MEDICAL CENTER			2	100%	2
GASTROENTEROLOGY ASSOCIATES			2	100%	2
MEDEXPRESS URGENT CARE - BENTON		2			2
MEDEXPRESS-DOVER		2			2
THE EDGEWATER AND WATERMAN VILLAGE			2	100%	2
WEST VIRGINIA LABORATORIES			2	100%	2
MEDICAL CITY LAS COLINAS			2	100%	2
PHYSICIANS ASSOCIATES PA			2	100%	2
Guilford Health Care Center		2			2
EXCUSED ABSENCE PLLC		2			2
NORTHWEST MEDICAL CENTER LABORATORY		2			2
UNITY LONGPOND		2			2
Q ALL CARE MEDICAL PC		2			2
NATIONWIDE LABORATORY SERVICES		1	1	50%	2
SUNBRIDGE CARE & REHAB FOR DECATUR		2			2
ST JOSEPH'S HOSPITAL INC			2	100%	2
MINUTECLINIC DIAG OF IND, LLC #4368		2			2
MEDAILLE COLLEGE WELLNESS CENTER		2			2
DURAND SENIOR CARE & REHAB CENTER		2			2
ASSOCIATES IN INTERNAL MEDICINE PA			2	100%	2
FLORIDA PRIMARY CARE CENTER PA		2			2
Pinnacle Assisted Living			2	100%	2
STOP URGENT CARE			2	100%	2
Cottage of the Shoals		2			2
FKC AMELIA ISLAND DIALYSIS			2	100%	2
SUMMERFIELD RETIREMENT LIVING, INC			2	100%	2
PLAINS REGIONAL MEDICAL CENTER		2			2
PORTAGE MEDICAL CENTER			2	100%	2
FLAGLER PROFESSIONAL HEALTH CAE SERVICES INC		2			2
ST. VINCENT HOSPITAL			2	100%	2
Kroger 739 - The Little Clinic La Grange Road		2			2
INTEGRITY CLINICAL RESEARCH CENTER INC		1	1	50%	2
Macon Valley Nursing and Rehabilitation Center		2			2
Kroger 619 - The Little Clinic Hendersonville Indian Lake		2			2
Absolut Care at Three Rivers		2			2
STUDENT HEALTH SERVICES			2	100%	2

COVID-19: testing by laboratory

Data through May 20, 2021 verified as of May 21, 2021 at 09:25 AM

Data in this report are provisional and subject to change.

The numbers in the table below represent the number of Florida and non-Florida residents for whom test results were received by the Department of Health. A person can be tested by more than one laboratory and can have both positive and negative results. **Therefore, the sum of the numbers in each column will be larger than the total number of people tested.**

Reporting lab	Inconclusive	Negative	Positive	Percent positive	Total
MANSFIELD MEDICAL LODGE			2	100%	2
JRS LABORATORY			2	100%	2
Royal C Johnson VA Memorial Hospital		2			2
OSF SAINT FRANCIS MEDICAL CENTER			2	100%	2
CLEMENT J ZABLOCKI VAMC		2			2
CVS AZ9273POCT TUCSON			2	100%	2
AMERICAN MOLECULAR LABORATORIES			2	100%	2
The Friendly Home		2			2
SENECA HEALTH CARE CENTER		2			2
Durham VAMC		2			2
WELL-KEY URGENT CARE SEVIERVILLE			2	100%	2
Highland Rehabilitation and Nursing Center		2			2
VALUE DRUGS BRONXVILLE INC		2			2
DELAWARE DIVISION OF PUBLIC HEALTH			2	100%	2
MEDEXPRESS URGENT CARE, MOSSIDE		2			2
SPARTANBURG REGIONAL MEDICAL CENTER			2	100%	2
Kroger 667 - The Little Clinic Litchfield Park		2			2
NEMOURS CHILDREN'S PRIMARY CARE OF VERO BEACH			2	100%	2
KETTERING MEDICAL CENTER			2	100%	2
HERITAGE VILLAGE REHAB & SKILLED NURSI		2			2
APPLING NURSING & REHABILITATION PAVIL		2			2
COVANCE			2	100%	2
Port Orange Nursing And Rehab Center			2	100%	2
ST. ELIZABETH HEALTHCARE			2	100%	2
ST ANTHONY COMMUNITY HOSPITAL LAB		1	1	50%	2
HOUSTON MEDICAL CENTER LABORATORY		1	1	50%	2
FALCON HEALTH CENTER			2	100%	2
NEWTON MEMORIAL HOSPITAL		2			2
PALOS COMMUNITY HOSPITAL LABORATORY			2	100%	2
WISCONSIN STATE LABORATORY OF HYGIENE		1	1	50%	2
PRECISION CLINICAL RESEARCH			2	100%	2
Glenburn Home		2			2
AGILE URGENT CARE			2	100%	2
MATHER HOSPITAL			2	100%	2
RAPID URGENT CARE - ALBANY			2	100%	2
Sanford Health & Rehabilitation			2	100%	2
COLLECTION SITES			2	100%	2
STANKUS FAMILY CARE		1	1	50%	2
ULTIMATE KIDNEY CARE			2	100%	2
FAST AID URGENT CARE			2	100%	2
NORTH MANATEE HEALTH CARE CENTER			2	100%	2
LP Marietta II, LLC		2			2
FRESENIUS KIDNEY CARE SOUTH ST PETERSBURG			2	100%	2
UNIVERSITY OF ILLINOIS HOSPITAL			2	100%	2
Friendship Manor Inc.		2			2
FHCP ASC - ORANGE CITY			2	100%	2

COVID-19: testing by laboratory

Data through May 20, 2021 verified as of May 21, 2021 at 09:25 AM

Data in this report are provisional and subject to change.

The numbers in the table below represent the number of Florida and non-Florida residents for whom test results were received by the Department of Health. A person can be tested by more than one laboratory and can have both positive and negative results. **Therefore, the sum of the numbers in each column will be larger than the total number of people tested.**

Reporting lab	Inconclusive	Negative	Positive	Percent positive	Total
KAISER SUNNYSIDE MEDICAL CTR LAB		2			2
VENETIAN GARDENS		2			2
PEACE RIVER CENTER CRISIS STABILIZATION UNIT		1	1	50%	2
EVERYBODY'S FAMILY CLINIC		2			2
Parkwood in the Pines		2			2
SCDHEC BUREAU OF LABORATORIES			2	100%	2
JENNIE STUART MEDICAL CENTER			2	100%	2
DUKE HEALTH REGIONAL HOSPITAL			2	100%	2
MEMORIAL HOSPITAL WEST			2	100%	2
RAPID RESULT CORP LLC		1	1	50%	2
VA Healthcare Center- Newburg		1	1	50%	2
WHITESANDS OUTPATIENT TREATMENT		2			2
Signature Healthcare of Fort Wayne		2			2
ENVOY OF FORK UNION, LLC DBA ENVOY AT THE VILLAGE		2			2
PT&J REHAB LLC		1	1	50%	2
GREEN RIVER MEDICAL CENTER			2	100%	2
MORRISTOWN MEMORIAL HOSPITAL		2			2
PIEDMONT MOUNTAINSIDE HOSPITAL LABORAT		2			2
SWEETWATER NURSING CENTER		2			2
CAREATC - PALM HARBOR		1	1	50%	2
PUBLIX PHARMACY #1092		2			2
CVS MA38POCT CHARLTON		2			2
WEAKLEY COUNTY REHAB AND NURSING CENTER		2			2
WELLNESS MEDICAL CLINIC			2	100%	2
A G RHODES HOME AT WESLEY WOODS		2			2
MAYO CLINIC COUMADIN CLINIC LABORATORY		1	1	50%	2
CVS M05724POCT KANSAS CITY		2			2
CAROLINAS PHYSICIAN NETWORK			2	100%	2
WESTMINSTER SUNCOAST			2	100%	2
Lynwood		2			2
SPRINGS MEDICAL LAB		1	1	50%	2
NYUMC CLINICAL LABORATORIES			2	100%	2
ALL CHILDRENS PEDIATRIC CLINIC			2	100%	2
Cypress Cove Center		2			2
ST MARY MEDICAL CENTER			2	100%	2
CVS MA1877POCT NORTON		2			2
TULANE MEDICAL CENTER			2	100%	2
CVS PA5447POCT NEWTOWN		2			2
MOBILE PHLEBOTOMY SERVICES			2	100%	2
BAPTIST HEALTH PRIMARY CARE HOMESTEAD			2	100%	2
SOUTH TAMPA AFTER HOURS CLINIC			2	100%	2
Kroger 477 - The Little Clinic Fort Mitchell		2			2
SOWAL HEALTH & DRUG			2	100%	2
SUNNYSIDE MANOR		2			2
MEDPOST OF MEMPHIS TN			2	100%	2
NORTH DAKOTA VETERANS HOME		2			2

COVID-19: testing by laboratory

Data through May 20, 2021 verified as of May 21, 2021 at 09:25 AM

Data in this report are provisional and subject to change.

The numbers in the table below represent the number of Florida and non-Florida residents for whom test results were received by the Department of Health. A person can be tested by more than one laboratory and can have both positive and negative results. **Therefore, the sum of the numbers in each column will be larger than the total number of people tested.**

Reporting lab	Inconclusive	Negative	Positive	Percent positive	Total
Cooperstown Center for Nursing and Rehabilitation		2			2
FIRSTCHOICE FAMILY CARE, PLLC		2			2
JMC TALLAHASSEE, LLC			2	100%	2
Kroger 549 - The Little Clinic Clinton Highway		2			2
GOSHEN MEDICAL CENTER			2	100%	2
APPLECARE VALDOSTA			2	100%	2
AZALEA HEALTH AND REHABILITATION		2			2
Mount Olivet Careview Home		2			2
BOCA RATON PHYSICIANS PA			2	100%	2
FLORIDA MEDICAL CLINIC RADIOLOGY DALE MABRY		2			2
SWEDISH COVENANT HOSPITAL			2	100%	2
MINUTECLINIC DIAGNOSTICS OF OKLAHOMA		2			2
MEDLOGIC, LLC		2			2
ADVANCED FOOT AND ANKLE OF INDIAN RIVER		2			2
MEDEXPRESS URGENT CARE - SPRINGFIELD, COOLEY ST		2			2
TENNESSEE VALLEY HCS			2	100%	2
WURLAND NURSING AND REHABILITATION, L		2			2
ENCOMPASS HEALTH REHABILITATION HOSPITAL OF NORTH		2			2
HENRY FORD WEST BLOOMFIELD HOSPITAL			2	100%	2
PM PEDIATRICS OF BAYSIDE, PLLC - RIVE		2			2
CVS MO4088POCT LEES SUMMIT		2			2
MEDEXPRESS URGENT CARE - MARTINSVILLE		2			2
PIEDMONT ATHENS REGIONAL HOSPITAL LAB			2	100%	2
MOBILE MEDICAL UNIT- SAINT JOSEPH REG		2			2
UTMB PATHOLOGY CLINICAL SERVICES LABORATORY			2	100%	2
UNIVERSITY OF MN MEDICAL CENTER EAST CAMPUS			2	100%	2
SOUTHERN TENNESSEE MEDICAL CENTER			2	100%	2
CRAWFORD COUNTY CARE CENTER		2			2
VA CBOC			2	100%	2
DIAGNOSTIC CLINIC MEDICAL GROUP INC		2			2
NORTH OKALOOSA PHYSICIAN GRP - WALK IN CLINIC			2	100%	2
PIEDMONT WALTON HOSPITAL		2			2
AHC Humboldt		2			2
LARKIN COMMUNITY HOSPITAL PALM SPRINGS CAMPUS		1	1	50%	2
SIOUX FALLS STORM		2			2
University Center East			2	100%	2
FLORIDA CLINICAL LABORATORY INC			2	100%	2
WALKONCLINIC			2	100%	2
UPSON REGIONAL MEDICAL CENTER		1	1	50%	2
CARESPOT URGENT CARE		1	1	50%	2
CVS PHARMACY INC DBA CVS/PHARMACY # 10600		2			2
MEDICAL CENTER LABORATORY			2	100%	2
CEDARS-SINAI MEDICAL CENTER			2	100%	2
DR JAMES D FORBES FAMILY CARE CENTER			2	100%	2
CENTRAL ARKANSAS VETERANS HEALTHCARE SYSTEM - VETERANS AFFAIRS			2	100%	2
TRIDENT ANTI AGING LLC			2	100%	2

COVID-19: testing by laboratory

Data through May 20, 2021 verified as of May 21, 2021 at 09:25 AM

Data in this report are provisional and subject to change.

The numbers in the table below represent the number of Florida and non-Florida residents for whom test results were received by the Department of Health. A person can be tested by more than one laboratory and can have both positive and negative results. **Therefore, the sum of the numbers in each column will be larger than the total number of people tested.**

Reporting lab	Inconclusive	Negative	Positive	Percent positive	Total
Beecher Manor Nursing and Rehabilitation Center		2			2
MEDPOST - NORTH DALLAS			2	100%	2
Walgreens #10207		2			2
CITRUS PARK			2	100%	2
SAWGRASS PEDIATRIC PARTNERS LLC			2	100%	2
PARK CITY HOSPITAL - RESPIRATORY CARE SERVICES			2	100%	2
PLASMA MED RESEARCH DBA		2			2
MIDDLEBURG PEDIATRICS			2	100%	2
U OF MIAMI MILLER SCHOOL OF MEDICINE			2	100%	2
ROUTE 16 PHARMACY LLC DBA HOLLAND PHAR		2			2
LABTOX LABORATORIES			2	100%	2
Alden Des Plaines			2	100%	2
Oakmont of Katy Nursing and Rehabilitation		2			2
MICARE CLINC			2	100%	2
FLORIDA KEYS PED & ADOLES CTR			2	100%	2
TLC MEDICAL			2	100%	2
DEKALB MEDICAL CENTER LABORATORY			2	100%	2
PULMONARY MEDICINE		2			2
SANTA ROSA COUNTY HEALTH DEPARTMENT			2	100%	2
Kroger 426 - The Little Clinic Suwanee		2			2
Kroger 412 - The Little Clinic Oxford		2			2
ST. MARY'S MEDICAL CENTER EVANSVILLE, INC			2	100%	2
FLORIDA SOUTHERN COLLEGE		1	1	50%	2
JORDAN VALLEY MEDICAL CENTER			2	100%	2
MEDEXPRESS URGENT CARE - SOUTH CHARLESTON		2			2
Kroger 127 - The Little Clinic Lakewood-Alameda		2			2
Elba Nursing and Rehabilitation Center, LLC		2			2
PRESTIGE EMERGENCY ROOM LLC			2	100%	2
ACKERMAN CANCER CENTER		2			2
LOWELL GENERAL HOSPITAL			2	100%	2
MAGNOLIA ADULT, LLC			2	100%	2
MOSOLF PEDIATRICS PA		1	1	50%	2
COMPLETE HEALTH MEDICAL CENTER			2	100%	2
UNIVERSITY OF BALTIMORE WASHINGTON MEDICAL CENTER			2	100%	2
JASPER MEMORIAL HOSPITAL		1	1	50%	2
MEDEXPRESS URGENT CARE - LINCOLN VILLA		2			2
ABBAY DELRAY SOUTH IN FLORIDA			2	100%	2
Sanctuary Health Wadsworth		2			2
JEFFERSON WASHINGTON TOWNSHIP HOSPITAL		2			2
RMC BROOKHOLLOW MED AESTHETICS INC		2			2
ARLINGTON DIALYSIS CENTER LLC		2			2
COASTAL MEDICAL LAB			2	100%	2
North Ottawa Care Center at Heartwood Lodge		2			2
CITY OF NEW YORK DEPARTMENT OF HEALTH			2	100%	2
CARRIER MILLS NURSING & REHABILITATION CENTER LLC		2			2
SANFORD REGIONAL HOSPITAL WORTHINGTON		2			2

COVID-19: testing by laboratory

Data through May 20, 2021 verified as of May 21, 2021 at 09:25 AM

Data in this report are provisional and subject to change.

The numbers in the table below represent the number of Florida and non-Florida residents for whom test results were received by the Department of Health. A person can be tested by more than one laboratory and can have both positive and negative results. **Therefore, the sum of the numbers in each column will be larger than the total number of people tested.**

Reporting lab	Inconclusive	Negative	Positive	Percent positive	Total
LUTHERAN SERVICES FLORIDA INC		1	1	50%	2
CVS NE2741POCT LA VISTA		2			2
MILLER'S MERRY MANOR		2			2
UF KANAPAHA LAB BEAKER		2			2
BAYLOR SCOTT & WHITE COMPREHENSIVE WOUND			2	100%	2
COOL KIDZ PEDIATRICS			2	100%	2
EXCELTOX LABORATORIES LLC		2			2
CARTERSVILLE URGENT CARE		1	1	50%	2
MEDEXPRESS URGENT CARE - LINCOLN N 26T		2			2
BETHESDA HEALTH CARE CENTER		2			2
Alden Terrace of McHenry			2	100%	2
IDAHO BUREAU OF LABORATORIES		2			2
FLORIDA DEPARTMENT OF HEALTH IN ESCAMBIA COUNTY		1	1	50%	2
ST JOHNS EPISCOPAL HOSPITAL SOUTH SHORE		1	1	50%	2
CARE 365			2	100%	2
LONG, SARAH		1	1	50%	2
LILY PHARMACY		2			2
FLORIDA COMMUNITY HEALTH CENTERS, INC.			2	100%	2
EXPRESS PHARMACY INC		1	1	50%	2
VA Outpatient Dental Facility		1	1	50%	2
EXCEPTIONAL EMERGENCY CENTER - AMARILLO			2	100%	2
LOUIS A JOHNSON VAMC		2			2
SPRING VALLEY HOSPITAL MEDICAL CENTER			2	100%	2
CORTLAND PARK REHABILITATION AND NURSING CENTER		1	1	50%	2
CARE ATC SUN HYDRAULICS TALLAVAST			2	100%	2
CVS AZ5892POCT LAVEEN		2			2
WAYNE MEMORIAL HOSPITAL		2			2
HEALTH GROUP CENTER INC			2	100%	2
Aurora CBOC			2	100%	2
WillowBrooke Court at Westminster Village		2			2
NORTH SHORE HEMATOLOGY-ONCOLOGY ASSOCIATES		2			2
FEDERAL CORRECTIONAL INSTITUTION MARIANNA			2	100%	2
Colonial Manor Nursing and Rehabilitation Center		2			2
SOUTHSIDE FAMILY MEDICAL		2			2
NEMOURS CHILDRENS PRIMARY CARE			2	100%	2
HUMILITY OF MARY HEALTH PARTNERS			2	100%	2
WATERBURY HOSPITAL REFERENCE LAB			2	100%	2
Cedar Valley Nursing & Rehab Center		2			2
MIDWAY PRIMARY CARE LLC		2			2
UMASS MEMORIAL MEDICAL CENTER, INC		1	1	50%	2
Church Creek SNF			2	100%	2
SOUTHEASTERN HEALTH FACILITES, INC		1	1	50%	2
YOUTH AND YOU, INC		2			2
STEWART ST ELIZABETH MEDICAL CENTER			2	100%	2
STATCARE URGENT AND WALK-IN			2	100%	2
UNIVERSITY OF VERMONT MEDICAL CENTER			2	100%	2

COVID-19: testing by laboratory

Data through May 20, 2021 verified as of May 21, 2021 at 09:25 AM

Data in this report are provisional and subject to change.

The numbers in the table below represent the number of Florida and non-Florida residents for whom test results were received by the Department of Health. A person can be tested by more than one laboratory and can have both positive and negative results. **Therefore, the sum of the numbers in each column will be larger than the total number of people tested.**

Reporting lab	Inconclusive	Negative	Positive	Percent positive	Total
NEW YORK UNIVERSITY MEDICAL CENTER			2	100%	2
CRUC CMCH-COVID-19		2			2
POPLAR HEALTHCARE			2	100%	2
BAPTIST HOSPITAL PRIMARY CARE GULF BREEZE			2	100%	2
BAPTIST HOSPITAL LABORATORY			2	100%	2
ROYAL OAK MEDICAL CENTER LLC DBA CHARACTER FAMILY			2	100%	2
FRASER MEMORIAL HOSPITAL		1	1	50%	2
CVS OH3980POCT KENT		2			2
MIDLAND MEMORIAL HOSPITAL			2	100%	2
DESERT SPRINGS HOSPITAL			2	100%	2
NEW YORK CITY DEPARTMENT OF HEALTH			2	100%	2
URGENT CARE OF COASTAL GEORGIA			2	100%	2
ROCKEFELLER UNIVERSITY CLINICAL GENOMICS LABORATOR		2			2
CARBON HEALTH			2	100%	2
SHELBYVILLE HOSPITAL COMPANY		2			2
DELRAY BEACH HEALTH CENTER			2	100%	2
IMMEDIATE CARE MEDICAL CENTER			2	100%	2
EASTERN NIAGARA HOSPITAL		2			2
RUST MEDICAL CENTER		2			2
ST. JOSEPH REGIONAL MEDICAL CENTER			2	100%	2
KIVA AT MOUNT DORA			2	100%	2
CVS TX7431POCT ROWLETT		2			2
MEDEXPRESS URGENT CARE - MYLAN			2	100%	2
Garden Isle Healthcare and Rehabilitation Center		2			2
SUMMIT URGENT CARE PS			2	100%	2
FAMILY URGENT CARE		2			2
POINT OF CARE PRIVATE HEALTH MANAGEMENT			2	100%	2
SHADY GROVE ADVENTIST HOSPITAL			2	100%	2
ERGENT MED SAINT SIMONS			2	100%	2
FLORIDA MEDICAL CLINIC, LLC			2	100%	2
MED-LAKE LABORATORY, LLC			2	100%	2
BUFFALO CROSSINGS HEALTHCARE AND REHABILITATION CENTER			2	100%	2
Kingston of Ashland		2			2
PUBLIX PHARMACY #1048		2			2
HOME ACCESS HEALTH			2	100%	2
Kroger 672 - The Little Clinic Bill Kennedy & Glenwood		2			2
BMC/JACSONVILLE		1	1	50%	2
WEST FLORIDA MEDICAL ASSOCIATES			2	100%	2
IMA MEDICAL CENTER OF SOUTH WEST ORLANDO		1	1	50%	2
EXPRESSCARE OF WESTMINSTER			2	100%	2
LAB PLUS, LLC			2	100%	2
ASCENSION ST MICHAEL'S HOSPITAL LAB		1	1	50%	2
SYLVAN NURSING			2	100%	2
Grand Junction VAMC		2			2
Iron County Medical Care Facility		2			2
CARE NOW DENTON			2	100%	2

COVID-19: testing by laboratory

Data through May 20, 2021 verified as of May 21, 2021 at 09:25 AM

Data in this report are provisional and subject to change.

The numbers in the table below represent the number of Florida and non-Florida residents for whom test results were received by the Department of Health. A person can be tested by more than one laboratory and can have both positive and negative results. **Therefore, the sum of the numbers in each column will be larger than the total number of people tested.**

Reporting lab	Inconclusive	Negative	Positive	Percent positive	Total
CareATC - Enovation Controls			2	100%	2
NORTHSIDE FAMILY MEDICINE AND URGENT CARE (CUMMING)		2			2
PATIENT FIRST MEDICAL CENTER-CARYTOWN			2	100%	2
SOLDIERS' HOME OF HOLYOKE		2			2
UWMC MONTLAKE DEPT OF LAB MED			2	100%	2
MAWD PATHOLOGY GROUP			2	100%	2
ALBANNA PEDIATRICS CENTER			2	100%	2
Essex Center for Rehabilitation and Healthcare		2			2
CRITICAL MASS GATHERING MEDICINE PLLC		2			2
RAPID MD			2	100%	2
BERGEN COUNTY SURGICAL AND ENDOSCOPY CENTER		2			2
NEW BRIDGE MEDICAL CENTER		2			2
The Laurels of Hendersonville		2			2
OHIOHEALTH URGENT CARE			2	100%	2
DEPT OF HEALTH			2	100%	2
MEDEXPRESS URGENT CARE - SPRINGDALE, S 40TH STREET		2			2
FIRST CHOICE MEDICAL PC			2	100%	2
POMERENE HOSPITAL			2	100%	2
UNIVERSITY OF MISSOURI HEALTH CARE			2	100%	2
HOPE HEALTH & WELLNESS		2			2
GOUVERNEUR HOSPITAL LABORATORY		2			2
FAST TEST NOW		2			2
URGENTMED PLANTATION			2	100%	2
MD NOW URGENT CARE CENTER INC.			2	100%	2
Lake Charles Healthcare LLC dba Landmark Lake Charles			2	100%	2
CVS IN6611POCT INDIANAPOLIS		1	1	50%	2
JULIE STAATS DO		2			2
WillowBrooke Court at Southampton Estates		2			2
CVS OH3306POCT AKRON		1	1	50%	2
VAULT HEALTH			2	100%	2
ADVANCED MEDICAL OF FLORIDA			2	100%	2
INSPIRIT SENIOR LIVING			2	100%	2
JACKSON LABORATORY OF GENOMIC MEDICINE		2			2
Kroger 020 - The Little Clinic Wheat Ridge		2			2
Eagle Health and Rehabilitation		2			2
HCA HOUSTON ER 24/7			2	100%	2
Kroger 762 - The Little Clinic Clarksville		2			2
HPH HOME CARE		1	1	50%	2
DESERT ROSE FL LLC		2			2
Coos County Nursing Home		2			2
Manor At Perrysburg		2			2
BIOHEALTH MEDICAL LAB INC			2	100%	2
AVERA MEDICAL GROUP			2	100%	2
PRIMARY CARE SERVICES AT WESTMINSTER V		2			2
HEALTH PARTNERS REGIONAL HOSPITAL			2	100%	2
VILLAGES HEALTH SYSTEM, LLC, THE			2	100%	2

COVID-19: testing by laboratory

Data through May 20, 2021 verified as of May 21, 2021 at 09:25 AM

Data in this report are provisional and subject to change.

The numbers in the table below represent the number of Florida and non-Florida residents for whom test results were received by the Department of Health. A person can be tested by more than one laboratory and can have both positive and negative results. **Therefore, the sum of the numbers in each column will be larger than the total number of people tested.**

Reporting lab	Inconclusive	Negative	Positive	Percent positive	Total
CENTRAL JERSEY URGENT CARE OF GREEN BR		2			2
VASNHS-Northeast PC Clinic		1	1	50%	2
ADVENTHEALTH EAST ORLANDO EMPLOYEE CLINIC		2			2
KANSAS CITY VA MEDICAL CENTER			2	100%	2
The Suites at Western Home Communities		2			2
RM PHARMACY SERVICES INC		1	1	50%	2
MEDICAL ARTS LABORATORY			2	100%	2
PALM WEST INTERNIST PA			2	100%	2
OPTUMSERVE HEALTH SERVICES INDIANA			2	100%	2
SENDER RETREAT ADULT DAY CARE CENTERS			2	100%	2
Kroger 130 - The Little Clinic Colorado Springs		2			2
RIVIERA BEACH INTEGRATED CARE INC			2	100%	2
POLK PEDIATRICS		1	1	50%	2
HELEN HAYES HOSPITAL LABORATORY		2			2
AHSC ADVENTHEALTH WELL 65 PLUS		2			2
LINIL VISITING NURSES, INC		2			2
FL DEPT OF HEALTH MARION COUNTY MOBILE HEALTH UNIT			2	100%	2
UT AUSTIN UNIVERSITY HEALTH SERVICES			2	100%	2
CVS AZ9277POCT TUCSON		2			2
BRADENTON DIALYSIS			2	100%	2
LACORP		1	1	50%	2
CHIPLEY DIALYSIS			2	100%	2
PALM BEACH DIABETES & ENDOCRINE SPECIALISTS PA			2	100%	2
MEDISURE DBA MY WELLNESS EXPRESS			2	100%	2
BAPTIST HEALTH PRIMARY CARE AT DORAL			2	100%	2
WILSON MEMORIAL HOSPITAL			2	100%	2
SPECTRA EAST INC		1	1	50%	2
CVS OH6185POCT PICKERINGTON		2			2
MOORE CLINICAL RESEARCH INC			2	100%	2
EDGEWATER RETIREMENT MANOR			2	100%	2
PUBLIX PHARMACY #1387		2			2
SPRINGFIELD HOSPITAL LABORATORY			2	100%	2
RM LAB LLC DBA EXPRESS LAB		2			2
Mountainview Nursing Home		2			2
CHAPPEL GROUP RESEARCH, THE		2			2
COLONIAL HEALTH CARE		1	1	50%	2
SALEM VAMC		2			2
NEW YORK PSYCHIATRIC INSTITUTE		2			2
FORT MYERS NORTH DIALYSIS		1	1	50%	2
IN & OUT URGENT CARE METAIRIE			2	100%	2
CHILDREN PHYSICIANS GROUP			2	100%	2
Edinboro Manor		2			2
MARCO ISLAND HOSPITAL INC D/B/A		1	1	50%	2
ADVENT HEALTH - OWASA			2	100%	2
ACCESS MEDICAL GROUP OF FLORIDA CITY			2	100%	2
Harbert Hills Academy Nursing Home		2			2

COVID-19: testing by laboratory

Data through May 20, 2021 verified as of May 21, 2021 at 09:25 AM

Data in this report are provisional and subject to change.

The numbers in the table below represent the number of Florida and non-Florida residents for whom test results were received by the Department of Health. A person can be tested by more than one laboratory and can have both positive and negative results. **Therefore, the sum of the numbers in each column will be larger than the total number of people tested.**

Reporting lab	Inconclusive	Negative	Positive	Percent positive	Total
GERM BUSTERS 911 LLC			2	100%	2
Virginia Gay Nursing and Rehab		2			2
NEW YORK CITY CENTRAL COVID			2	100%	2
JUPITER PEDIATRIC ASSOCIATES, PA		1	1	50%	2
GPI MEDICAL CENTER, INC			2	100%	2
MEDEXPRESS URGENT CARE, LEBANON		2			2
SHELL POINT HOME HEALTH			2	100%	2
MILLERSVILLE UNIVERSITY HEALTH SERVICE		2			2
NOVA SOUTHEASTERN UNIVERSITY - STUDENT MEDICAL CTR			2	100%	2
KEY WEST HMA PHYSICIAN MANAGEMENT, LLC			2	100%	2
TRUE HEALTH INC			2	100%	2
DOCTORS CARE OF PALM COAST			2	100%	2
CONEMAUGH MEMORIAL MEDICAL CENTER		2			2
BLANCHARD VALLEY HOSPITAL LABORATORY			2	100%	2
CARIBOU MEDICAL CENTER			2	100%	2
ILLINOIS DEPT OF PUBLIC HEALTH LABS			2	100%	2
MEDICAL ASSOCIATES OF BREVARD DR S VYAS			2	100%	2
RIDGEFIELD PEDIATRIC ASSOCIATES		2			2
FLORIDA DEPARTMENT OF HEALTH IN CITRUS COUNTY		2			2
LIFESPRING COMMUNITY HEALTH		2			2
CVS AZ3749POCT GOODYEAR		2			2
MIAMI DADE MEDICAL RESEARCH INSTITUTE			2	100%	2
PIEDMONT URGENT CARE - CONYERS		2			2
Avanti Wellness and Rehab			2	100%	2
ACCESS MEDICAL GROUP OF TAMPA II, INC		2			2
PRIMACARE MEDICAL LAKEWOOD			2	100%	2
AL MANI HEALTH INSTUTUTE		2			2
STITCHES ACUTE CARE CENTER OF CHEYENNE			2	100%	2
GULF COAST MEDICAL CENTER RESPIRATORY CARE			2	100%	2
ELMHURST MEMORIAL HOSPITAL			2	100%	2
LIFELINK FOUNDATION INC D/B/A			2	100%	2
CVS NC6633POCT FAYETTEVILLE		2			2
STAGES OF LIFE MEDICAL INSTITUTE			2	100%	2
COVE AT THE MARBELLA,THE			1	100%	1
JACKSON GENERAL HOSPITAL			1	100%	1
Kroger 894 - The Little Clinic NEC		1			1
ADVANCED BIOMEDICAL INC			1	100%	1
MONMOUTH MEDICAL CENTER		1			1
HARDVARD VANGUARD MEDICAL ASSOCIATES - NEEDHAM			1	100%	1
Marysville Care Center		1			1
Nemours Children's Clinic-Orla			1	100%	1
BAPTIST EMERGENCY HOSPITAL - KELLY			1	100%	1
STUDENT HEALTH CENTER			1	100%	1
POUDRE VALLEY HOSPITAL			1	100%	1
BRADENTON EAST INTEGRATIVE MEDICINE			1	100%	1
HORIZON MEDICAL CENTER			1	100%	1

COVID-19: testing by laboratory

Data through May 20, 2021 verified as of May 21, 2021 at 09:25 AM

Data in this report are provisional and subject to change.

The numbers in the table below represent the number of Florida and non-Florida residents for whom test results were received by the Department of Health. A person can be tested by more than one laboratory and can have both positive and negative results. **Therefore, the sum of the numbers in each column will be larger than the total number of people tested.**

Reporting lab	Inconclusive	Negative	Positive	Percent positive	Total
SIGNATURE CARE MIDLAND			1	100%	1
Dupage Care Center			1	100%	1
TRAFALGAR DIALYSIS			1	100%	1
TMH URGENT CARE CENTER			1	100%	1
HUNTERS CREEK MEDICAL ASSOCIATES PA		1			1
NORTH FLORIDA FAMILY MEDICINE			1	100%	1
LIMA MEMORIAL HOSPITAL			1	100%	1
GENEVA FAMILY HEALTH			1	100%	1
TAMPA FAMILY HEALTH CENTERS			1	100%	1
BELLMORE PEDIATRICS		1			1
Melbourne Terrace Rehabilitation Center			1	100%	1
BETHESDA DIALYSIS			1	100%	1
BEACH CARE PLLC			1	100%	1
WALGREENS #10308		1			1
PULMONARY, CRITICAL CARE AND SLEEP DISORDERS INSTITUTE OF SOUTH FLORID			1	100%	1
Tremont Health & Rehabilitation Center		1			1
METRO HEALTH HOSPITAL LABORATORY		1			1
BIOLOGIK NP		1			1
DOYLESTOWN HOSPITAL			1	100%	1
ISSAM ALBANNA MD PA			1	100%	1
CONCENTRA - OCALA		1			1
FAYETTE MEDICAL CENTER LAB		1			1
USCG BASE MIAMI BEACH MEDICAL LAB		1			1
SUNSHINE PEDIATRICS OF LUTz			1	100%	1
SANITAS RESEARCH LLC			1	100%	1
St. Mary's Care Center		1			1
MEDICAL COLLEGE OF GEORGIA MEDICAL CENTER			1	100%	1
Bethel Lutheran Nursing & Rehabilitation Center		1			1
Parkview Care Center			1	100%	1
LYSTER MAIN LAB, FT RUCKER		1			1
RED BUG LAKE ROAD OVIEDO COVID			1	100%	1
Greene Meadows Nursing and Rehabilitation Center		1			1
CLEVELAND HEARTLAB			1	100%	1
LIFE CARE CENTER OF HILTON HEAD		1			1
BRIDGEPORT EXPRESS CARE			1	100%	1
CERTUS OC OPCO, LLC			1	100%	1
NEXTCARE NOGALES			1	100%	1
REFERENCE LABORATORY			1	100%	1
GREATER MOBILE URGENT CARE			1	100%	1
THE INTERNAL MEDICAL GROUP		1			1
CARESPOT - OCOEE			1	100%	1
Greencroft Goshen		1			1
HOLLAND COMMUNITY HOSPITAL		1			1
Kroger 397 - The Little Clinic Frankfort East		1			1
Memorial Health Care Center			1	100%	1
LUMBERTON HOSPITAL			1	100%	1

COVID-19: testing by laboratory

Data through May 20, 2021 verified as of May 21, 2021 at 09:25 AM

Data in this report are provisional and subject to change.

The numbers in the table below represent the number of Florida and non-Florida residents for whom test results were received by the Department of Health. A person can be tested by more than one laboratory and can have both positive and negative results. **Therefore, the sum of the numbers in each column will be larger than the total number of people tested.**

Reporting lab	Inconclusive	Negative	Positive	Percent positive	Total
Chateau Living Center			1	100%	1
THE CLINIC ON SIXTH			1	100%	1
WELLINGTON PHYSICIANS URGENT CARE AT PALOMINO			1	100%	1
SOUTHWOOD HEALTHCARE CENTER		1			1
UTAH VALLEY HOSPITAL LABORATORY			1	100%	1
Casa Real Center		1			1
MEMORIAL HEALTH UNIVERSITY MEDICAL		1			1
PM PEDIATRICS PC			1	100%	1
ERIE COUNTY EMERGENCY SERVICES DIV OF		1			1
PREMIUM HOME HEALTH CARE INC			1	100%	1
ABRAZO WEST CAMPUS			1	100%	1
FLORIDA HOSPITAL LAB			1	100%	1
CONTINENTAL HOME HEALTH CARE INC			1	100%	1
FRESENIUS KIDNEY CARE - BOCA RATON			1	100%	1
Premier Estates of Dublin, LLC		1			1
Community Care Center of Heritage House, LLC			1	100%	1
Kroger 481 - The Little Clinic Houston Levee		1			1
Rehab Select of Talladega		1			1
WESLEY CHAPEL INTERNAL MEDICINE AND PEDIATRICS PA			1	100%	1
FAMILY MEDICAL CLINIC KENDALL LLC			1	100%	1
CSI LABORATORIES FLORIDA			1	100%	1
FIDALAB			1	100%	1
NYU LANGONE AMBULATORY CARE LAKE SUCCE		1			1
COUNTY OF HAMILTON			1	100%	1
HIGH DESERT COURT GROUP HOME			1	100%	1
WALGREENS #5130			1	100%	1
Washington County Nursing Home			1	100%	1
ST JOSEPHS CHILDRENS HOSPITAL PEDI TRANSPORT			1	100%	1
SUN LABORATORY SERVICES,INC			1	100%	1
PEACE HEALTH FAMILY MEDICINE AT 87TH AVE		1			1
PARK LANE NURSING HOME		1			1
GWINNETT MEDICAL CENTER			1	100%	1
MEDICAL ASSOCIATES OF THE SHOALS		1			1
SMITH			1	100%	1
Walgreens #12695			1	100%	1
HCR-ManorCare			1	100%	1
SOUTHWOOD NURSING & RETIREMENT CENTER		1			1
PANCARE HEALTH - BRUCE			1	100%	1
MIDDLE CREEK MEDICAL CENTER		1			1
ENT AND ALLERGY ASSOCIATES, LLP		1			1
SALEM HOSPITAL REGIONAL LABORATORY		1			1
PALM AVENUE BAPTIST TOWER INC		1			1
EMERY MEDICAL CENTER			1	100%	1
BRADENTON CONVENTION CENTER			1	100%	1
SOUTH TEXAS HEALTH SYSTEM ER - WARE ROAD			1	100%	1
SLIDELL MEMORIAL HOSPITAL			1	100%	1

COVID-19: testing by laboratory

Data through May 20, 2021 verified as of May 21, 2021 at 09:25 AM

Data in this report are provisional and subject to change.

The numbers in the table below represent the number of Florida and non-Florida residents for whom test results were received by the Department of Health. A person can be tested by more than one laboratory and can have both positive and negative results. **Therefore, the sum of the numbers in each column will be larger than the total number of people tested.**

Reporting lab	Inconclusive	Negative	Positive	Percent positive	Total
BLOOMINGDALE MEDICAL ASSOC			1	100%	1
SAINT PETE MRI			1	100%	1
HIGHLAND LABORATORY			1	100%	1
SPRINGBROOK HOSPITAL			1	100%	1
MEMORIAL PHYSICIANS LABORATORY			1	100%	1
NEW MILFORD HOSPITAL			1	100%	1
ADVANCED MEDICAL LABORATORIES (AML)			1	100%	1
QUALITY LAB			1	100%	1
MAIN STREET PHARMACY OF MARCELLUS, INC		1			1
BMRHC HARRISON		1			1
TEMPLE TERRACE DIALYSIS			1	100%	1
LabCorp L#09258295 M#09258285			1	100%	1
PACIFICA CARE PLLC			1	100%	1
ALLEGANY COUNTY DEPARTMENT OF HEALTH		1			1
Kroger 541 - The Little Clinic Long Hollow Pike		1			1
GRANITE FALLS LTC, LLC		1			1
MISSISSIPPI VALLEY REGIONAL BLOOD CENTER			1	100%	1
LIBERTY URGENT CARE			1	100%	1
Brattleboro Crossings LLC dba Pine Heights at Brattleboro		1			1
TFH HOME HEALTH INC			1	100%	1
SEABROOK EMS			1	100%	1
Kroger 705 - The Little Clinic Richmond		1			1
Chestnut Ridge Nursing & Rehab		1			1
ICARE		1			1
AURORA CONSOLIDATED LABORATORY			1	100%	1
BROOKSVILLE REGIONAL HOSP PATIENT CARE SERVICES			1	100%	1
Hillside Manor Rehabilitation and Extended Care Center		1			1
The Center at Centennial			1	100%	1
DOCTORS HOSPITAL OF LAREDO			1	100%	1
park avenue extended care		1			1
SEGAL INSTITUTE FOR CLINICAL RESEARCH INC			1	100%	1
HEALTH CARPENTER PLLC		1			1
NORTH RIVER FAMILY HEALTH CENTER			1	100%	1
ADAMS COUNTY HEALTH DEPARTMENT			1	100%	1
MID-FLORIDA PATHOLOGY LLC		1			1
BAPTIST HEALTH PRIMARY CARE AT CUTLER BAY			1	100%	1
Glen Haven Health and Rehabilitation LLC		1			1
EAGLE COUNTY HEALTH AND HUMAN SERVICES			1	100%	1
EXPRESS CARE OF OCALA			1	100%	1
EAST FL CORE LAB			1	100%	1
URGENT 202 COX CREEK PKWY		1			1
COLLINS NURSING HOME		1			1
FIRSTCARE MEDICAL CENTER			1	100%	1
CONSOLIDATED			1	100%	1
BOCA RATON REGIONAL HOSPITAL		1			1
SCHUYLER HOSPITAL		1			1

COVID-19: testing by laboratory

Data through May 20, 2021 verified as of May 21, 2021 at 09:25 AM

Data in this report are provisional and subject to change.

The numbers in the table below represent the number of Florida and non-Florida residents for whom test results were received by the Department of Health. A person can be tested by more than one laboratory and can have both positive and negative results. **Therefore, the sum of the numbers in each column will be larger than the total number of people tested.**

Reporting lab	Inconclusive	Negative	Positive	Percent positive	Total
COASTAL PEDIATRICS LLC			1	100%	1
BROWARD MEDICAL LAB			1	100%	1
CARSON NURSING AND REHABILITATION CENTER		1			1
IVY CREEK FAMILY CARE OF TROY			1	100%	1
MARY WASHINGTON HOSPITAL HOME HEALTH AGENCY	1				1
VISITING PHYSICIAN SERVICES, LLC			1	100%	1
GAMMA HEALTHCARE, INC		1			1
FLORIDA HEALTH CARE MEDICAL GROUP		1			1
MD NOW MEDICAL CENTERS, INC			1	100%	1
GADSDEN FAMILY PRACTICE		1			1
ORLANDO PHYSICIAN NETWORK		1			1
BEACHSIDE DETOX		1			1
ALBUQUERQUE INDIAN HEALTH CENTER		1			1
CARY CLINIC			1	100%	1
JOSHUA E CHESIR MD		1			1
FLORIDA CLINICAL RESEARCH CENTER, LLC			1	100%	1
SUMMIT HEALTHCARE REGIONAL MEDICAL		1			1
MONROE HOSPITAL			1	100%	1
CLEVELAND CLINIC OHIO LABORATORIES			1	100%	1
JOHNSON & JOHNSON VISION CARE-VISTAKON			1	100%	1
NABI		1			1
Kroger 717 - The Little Clinic Dolphin Drive			1	100%	1
Mountain View Manor			1	100%	1
WELLSTREET BETHANY BEND		1			1
MARTIN ARMY COMMUNITY HOSPITAL			1	100%	1
Lantern Park Specialty Care		1			1
GARDENS AT MAPLEWOOD			1	100%	1
TRIHEALTH			1	100%	1
Valley View Health and Rehabilitation, LLC		1			1
SMA BEHAVIORAL HEALTH SERVICES INC		1			1
EMPATH HOME HEALTH LLC			1	100%	1
THE GROVE HEALTH AND REHAB			1	100%	1
NORTHWESTERN MEDICINE DELNOR			1	100%	1
Kroger 006 - The Little Clinic Uintah Gardens		1			1
LAS PALOMAS SENIOR LIVING		1			1
BEAUMONT URGENT CARE		1			1
ST JOHNS PEDIATRICS PA		1			1
ADVANCE HEALTH AND WELLNESS SOLUTIONS			1	100%	1
OAKWOOD HOSPITAL - SOUTHSHORE			1	100%	1
BORINQUEN HEALTH CENTER			1	100%	1
DORNOCH PLACE DEL PRADO		1			1
NOORANI MEDICAL CENTER LLC			1	100%	1
PHYSICIAN ASSOCIATES, LLC			1	100%	1
TMH CANCER CENTER LABORATORY			1	100%	1
PHYSICIANS URGENT CARE			1	100%	1
INTERIM HHA OF ST AUGUSTINE INC		1			1

COVID-19: testing by laboratory

Data through May 20, 2021 verified as of May 21, 2021 at 09:25 AM

Data in this report are provisional and subject to change.

The numbers in the table below represent the number of Florida and non-Florida residents for whom test results were received by the Department of Health. A person can be tested by more than one laboratory and can have both positive and negative results. **Therefore, the sum of the numbers in each column will be larger than the total number of people tested.**

Reporting lab	Inconclusive	Negative	Positive	Percent positive	Total
NEMOURS CHILDREN'S PRIMARY CARE			1	100%	1
JOHN MANCHIN SR HEALTH CARE CENTER		1			1
Vista Park			1	100%	1
Maine VA HCS		1			1
Davie Nursing & Rehabilitation Center		1			1
PELICAN STATE OUTPATIENT CENTER			1	100%	1
HEALTH CLINIC,THE		1			1
SILVERMAN			1	100%	1
MINUTE CLINIC DIAGNOSTIC MED GRP OF CA		1			1
INFANTS & CHILDREN PA			1	100%	1
Holly Hill Healthcare Center			1	100%	1
MCCORMICK AMBULANCE		1			1
PANCARE HEALTH - CARR ELEM & MIDDLE SCHOOL			1	100%	1
WEST PENSACOLA DIALYSIS CENTER			1	100%	1
Kroger 500 - The Little Clinic Speedway		1			1
MONONGAHELA VALLEY HOSPITAL			1	100%	1
ANY LAB TEST NOW JACKSONVILLE		1			1
Walgreens #11724		1			1
SMITH KLINE			1	100%	1
HARMONY HEALTHCARE ORLANDO INC		1			1
Lodge Nursing & Rehab Center		1			1
TAMPA GENERAL MEDICAL GROUP LABORATORY HEALTHPARK			1	100%	1
MEDEXPRESS URGENT CARE - LINDEN		1			1
DAVITA DIALYSIS-NORTH			1	100%	1
T.J. HEALTH PAVILION			1	100%	1
Allen Health and Rehabilitation		1			1
ADAPTIVE BIOTECHNOLOGIES			1	100%	1
MEDICAL CITY DENTON			1	100%	1
Southwest Louisiana Veterans Home			1	100%	1
FOUNDCARE HEALTH			1	100%	1
URGENT CARE CENTER OF PORT ORANGE LLC			1	100%	1
ADVANCED CARDIOVASCULAR DIAGNOSTICS PL		1			1
DR PHILLIPS CENTER FOR WELLNESS		1			1
HEART HOSPITAL OF LAFAYETTE: EMERGENCY ROOM			1	100%	1
UUHC - REDSTONE HEALTH CENTER LABORATORY			1	100%	1
Ernest Childers Outpatient Clinic		1			1
WINCHESTER URGENT CARE, PC		1			1
CARENOW LAKE WORTH			1	100%	1
CENTRAL MAINE MEDICAL CENTER			1	100%	1
MARQUETTE GENERAL HOSPITAL			1	100%	1
WITHHEALTH, INC		1			1
FAIRFIELD MEDICAL CENTER			1	100%	1
STATE OF CALIFORNIA DOH SERVICES			1	100%	1
ST JOHNS MEDICAL CENTER		1			1
Monument Health Custer Care Center		1			1
KEYS PEDIATRICS PLLC			1	100%	1

COVID-19: testing by laboratory

Data through May 20, 2021 verified as of May 21, 2021 at 09:25 AM

Data in this report are provisional and subject to change.

The numbers in the table below represent the number of Florida and non-Florida residents for whom test results were received by the Department of Health. A person can be tested by more than one laboratory and can have both positive and negative results. **Therefore, the sum of the numbers in each column will be larger than the total number of people tested.**

Reporting lab	Inconclusive	Negative	Positive	Percent positive	Total
JOSEPH REINA PHARMACY INC DBA JRX PHAR		1			1
YAKIMA VALLEY FAMILY CLINIC			1	100%	1
WILLOW DALE WELLNESS VILLAGE APARTMENT		1			1
HAMILTON CI MAIN UNIT ANNEX/ WORK CAMP			1	100%	1
WESLEY MEDICAL CENTER			1	100%	1
COVID CLINIC, INC			1	100%	1
RAYMOND F CARON MD			1	100%	1
CARESPOT - OVIEDO			1	100%	1
Kroger 569 - The Little Clinic Gallatin		1			1
FIRST MED URGENT CARE - NW 39TH			1	100%	1
SYNERGENE LABORATORY			1	100%	1
Indian Oaks Living Center		1			1
ENCOMPASS HEALTH REHABILITATION HOSPITAL OF		1			1
HIBISCUS COURT			1	100%	1
CareATC - Columbia College #58		1			1
HEART 2 HEART FAMILY PRACTICE			1	100%	1
REVIVE			1	100%	1
ODESSA MEMORIAL HOSPITAL			1	100%	1
BRANDON REGIONAL HOSPITAL-CLINICAL LAB			1	100%	1
CDR MAGUIRE - STUART MISSION			1	100%	1
MEDHELP			1	100%	1
SCRIPPS MERCY HOSPITAL			1	100%	1
LRHS Pablo Urgent Care		1			1
HALE KUPUNA HERITAGE HOME		1			1
PATIENT FIRST-GENERAL BOOTH			1	100%	1
WESTON COUNTY HEALTH SERVICES			1	100%	1
NEW ERA COMMUNITY HEALTH CENTER LLC		1			1
Kroger 838 - The Little Clinic Fairborn		1			1
ST LUKES SURGICAL AT THE VILLAGES INC			1	100%	1
MEDSTOP PHARMACY			1	100%	1
Ranger Care Center			1	100%	1
Portsmouth Health and Rehab			1	100%	1
PEDIATRICS AND FAMILY CARE, LLC			1	100%	1
LABORATORY SERVICES SGHS - CAMDEN		1			1
MOUNT SINAI CORAL GABLES			1	100%	1
HIDALGO FAMILY CLINIC			1	100%	1
Kroger 519 - The Little Clinic Staples Mill Road		1			1
ALWAYS BEST CARE HOME HEALTH AGENCY			1	100%	1
TRAVERSE CITY OPCO, LLC		1			1
MEMORIAL HERMANN SOUTHWEST HOSPITAL			1	100%	1
Walgreens #3049		1			1
SARHA DOCTORS CENTER			1	100%	1
ARLINGTON ADULT RESIDENTIAL FACILITY, INC			1	100%	1
ENCOMPASS HEALTH REHABILITATION HOSPITAL OF UTAH		1			1
ORMOND MEDICAL ARTS FAMILY PRACTICE PL			1	100%	1
CVS KS8601POCT OVERLAND PARK			1	100%	1

COVID-19: testing by laboratory

Data through May 20, 2021 verified as of May 21, 2021 at 09:25 AM

Data in this report are provisional and subject to change.

The numbers in the table below represent the number of Florida and non-Florida residents for whom test results were received by the Department of Health. A person can be tested by more than one laboratory and can have both positive and negative results. **Therefore, the sum of the numbers in each column will be larger than the total number of people tested.**

Reporting lab	Inconclusive	Negative	Positive	Percent positive	Total
HEALTH FIRST MEDICAL GROUP LLC			1	100%	1
PHYSICIANS OF CENTRAL FLORIDA			1	100%	1
BLAKE AT PENSACOLA OPERATION CO, LLC, THE			1	100%	1
VA ST LOUIS HEALTH CARE SYSTEM			1	100%	1
CLINICAL RESEARCH OF WEST FLORIDA		1			1
HALIFAX HEALTH PRIMARY CARE ORMOND			1	100%	1
AMERICAN FAMILY CARE - SMYRNA			1	100%	1
DILELLA			1	100%	1
STONECREST MEDICAL CENTER		1			1
UABC			1	100%	1
SIPERSTEIN DERMATOLOGY LLC			1	100%	1
AURORA MEDICAL CENTER-KENOSHA			1	100%	1
UT HEALTH RIO GRANDE VALLEY SPECIALTY PEDIATRICS			1	100%	1
MED BAR LLC		1			1
AVERA ST. MARY'S HOSPITAL			1	100%	1
DSI LABORATORIES-NAPLES-7TH			1	100%	1
VA Ann Arbor HCS - Toledo CBOC		1			1
BIOMERIEUX			1	100%	1
FAIRFAX COUNTY HEALTH DEPT LABORATORY			1	100%	1
SANTA ROSA PEDIATRICS			1	100%	1
INTERNAL MEDICINE GROUP OF CENTRAL FLORIDA			1	100%	1
SACRED HEART HOSPITAL NURSING			1	100%	1
UNIVERSITY OF TOLEDO MEDICAL CENTER			1	100%	1
EASTSIDE MEDICAL CLINIC		1			1
QLABS			1	100%	1
EDGAR PRICE FAMILY & CHILDREN HEALTHCARE CENTER			1	100%	1
NICKLAUS CHILDREN'S DORAL OUTPATIENT CENTER			1	100%	1
CORDOVA FAMILY PRACTICE			1	100%	1
SS VASCULAR			1	100%	1
SPHERE DX			1	100%	1
WINTHROP MANOR NURSING CENTER		1			1
REGIONAL MEDICAL LABORATORY			1	100%	1
PATIENT FIRST - VOORHEES		1			1
Acts Manor House		1			1
HEALTHPARTNERS HUDSON CLINIC			1	100%	1
Advanced Rehabilitation of Vernon		1			1
SKYRIDGE CLINICAL ASSOCIATES		1			1
FLORIDA MEDICAL CLINIC PA GI			1	100%	1
ADVENT HEALTH MEDICAL GROUP MULTISPECIALTY			1	100%	1
Carington Park			1	100%	1
CVS AZ69POCT PEORIA		1			1
Birmingham Nursing and Rehabilitation East LLC		1			1
ST JUDE CARE CENTER		1			1
WOODSTOCK HEALTH DEPARTMENT			1	100%	1
FIRST MEDICAL RESPONSE OF TEXAS, INC			1	100%	1
DOCTORS MEMORIAL HOSP HOME HEALTH CARE		1			1

COVID-19: testing by laboratory

Data through May 20, 2021 verified as of May 21, 2021 at 09:25 AM

Data in this report are provisional and subject to change.

The numbers in the table below represent the number of Florida and non-Florida residents for whom test results were received by the Department of Health. A person can be tested by more than one laboratory and can have both positive and negative results. **Therefore, the sum of the numbers in each column will be larger than the total number of people tested.**

Reporting lab	Inconclusive	Negative	Positive	Percent positive	Total
SOUTHWESTERN STATE HOSPITAL LABORATORY			1	100%	1
CTMD MEDICAL CENTER, PA			1	100%	1
SOUTHEAST CLINICAL LABORATORIES		1			1
CARENOW-MONTGOMERY			1	100%	1
WALGREENS WAYNE			1	100%	1
WMC HEALTH GROUP OF KISSIMMEE LLC			1	100%	1
KANA MEDICAL			1	100%	1
PALMETTO PRIMARY CARE PHYSICIANS			1	100%	1
SMART CHOICE PRIMARY AND URGENT CARE			1	100%	1
SOUTHERN HILLS MEDICAL CENTER			1	100%	1
FLORIDA KEYS PED AND ADOLES CTR			1	100%	1
1ST MED DOTHAN			1	100%	1
BRITTNEY WHELIHAN IRWIN ARNP LLC			1	100%	1
VELOCITY URGENT CARE - CHIMNEY HILL			1	100%	1
ST. ELIZABETH HEALTHCARE - FLORENCE HOSPITAL			1	100%	1
PINEBROOK CARE AND REHABILITATION CENTER			1	100%	1
WEST CARVER MEDICAL ASSOCIATES		1			1
Long Beach Care Center			1	100%	1
Lemont Nursing and Rehab Center			1	100%	1
TITUSVILLE CENTER FOR SURGICAL EXCELLENCE LLC		1			1
Citadel		1			1
SUNCOAST RESEARCH GROUP LLC			1	100%	1
SUNRISE CLINIC SANTA ROSA		1			1
Kroger 63 - The Little Clinic Glassford Hill Rd		1			1
WATERS EDGE ELEMENTARY SCHOOL			1	100%	1
ROSE HAVEN NURSING CENTER		1			1
Sunnybrook Rehabilitation Center			1	100%	1
ARCADIA OUTREACH LAB			1	100%	1
AFC URGENT CARE BEVERLY			1	100%	1
GINKGO BIOWORKS INC (CONCENTRIC)		1			1
CAREHERE HUDSON BAY			1	100%	1
PEDIATRIC ASSOCIATES - MIAMI LAKES		1			1
Livingston County Center for Nursing and Rehabilitation		1			1
ARIZA WELLNESS CARE LLC			1	100%	1
URGENT CARE NORTHWEST		1			1
LAKELAND REGIONAL HEALTH AUBURNDALE		1			1
NEMOURS CHILDREN HOSPITAL			1	100%	1
DELTA INTERNAL MEDICINE CENTER			1	100%	1
TENNOVA ER - SANGO			1	100%	1
Manor Care of Dallastown d/b/a ManorCare Health Services - Dallastown		1			1
EMBASSY LAKES ARTIFICIAL KIDNEY CENTER			1	100%	1
Bayou Vista Community Care Center			1	100%	1
BAPTIST MEDICAL PLAZA AT WESTCHESTER			1	100%	1
TERRELL URGENT CARE			1	100%	1
NURSECARE OF ATLANTA INC DBA		1			1
WALGREENS #15291		1			1

COVID-19: testing by laboratory

Data through May 20, 2021 verified as of May 21, 2021 at 09:25 AM

Data in this report are provisional and subject to change.

The numbers in the table below represent the number of Florida and non-Florida residents for whom test results were received by the Department of Health. A person can be tested by more than one laboratory and can have both positive and negative results. **Therefore, the sum of the numbers in each column will be larger than the total number of people tested.**

Reporting lab	Inconclusive	Negative	Positive	Percent positive	Total
Broomall Manor		1			1
HEALTH SERVICES-COLUMBIA COLLEGE		1			1
HAWAII DEPT OF HEALTH			1	100%	1
ManorCare Health Services-Monroeville		1			1
THE TOLEDO HOSPITAL			1	100%	1
CENTRAL FLORIDA HOSPITALIST			1	100%	1
SPECTRUM LABORATORY			1	100%	1
WEST BOYNTON DIALYSIS			1	100%	1
DBA HICKORY CREEK AT ROCHESTER		1			1
LIFE SAVERS EMERGENCY ROOM II, LLC		1			1
APEX HOME HEALTHCARE			1	100%	1
MEDICAL CENTER FRANKLIN			1	100%	1
HEALTH CONSERVATION, INC		1			1
HEALTH & WELLNESS PROFESSIONALS INC			1	100%	1
WRNMMC BETHESDA			1	100%	1
GENESIS MICROBIOLOGY LAB		1			1
MED-LAKE LABORATORY			1	100%	1
QC LABORATORY			1	100%	1
PROGRESSIVE MEDICAL RESEARCH			1	100%	1
YOUR HEALTH PEDIATRICS			1	100%	1
WINNIFRED ASSISTED LIVING FACILITY INC		1			1
SUNDIAL MANUFACTURING		1			1
CVS IL2297651CV JOLIET		1			1
Court House Center		1			1
CVS OH6153POCT COLUMBUS		1			1
MEDONE URGENT CARE			1	100%	1
JPS HEALTH CENTER AT TRUE WORTH PLACE			1	100%	1
ADVENTHEALTH WOUND CARE CENTER			1	100%	1
Lexington Medical Center Extended Care		1			1
ALIMETRIX INC		1			1
ASHLEY PEDIATRICS DAY AND NIGHT CLINIC			1	100%	1
ROMULO CAMOGLIANO MD/INTERNAL MEDICINE			1	100%	1
WALMART PHARMACY 10-4554		1			1
HILLVIEW TERRACE			1	100%	1
DIVERSICARE OF BIG SPRINGS		1			1
EUROFINS APPLIED GENOMICS - LOUISVILLE		1			1
BOTTINEAU GOOD SAMARITAN CENTER		1			1
Alden Lincoln Park			1	100%	1
URGENT DOC -NACOGODOCHES CLINIC			1	100%	1
PALOMAR MEDICAL CENTER			1	100%	1
MID FLORIDA COMMUNITY SERVICES			1	100%	1
Pelican Health Norfolk			1	100%	1
Hawthorne House		1			1
CHRISTIANA HOSPITAL		1			1
PATIENT FIRST - CHERRY HILL		1			1
MBMG OF WINTER HAVEN			1	100%	1

COVID-19: testing by laboratory

Data through May 20, 2021 verified as of May 21, 2021 at 09:25 AM

Data in this report are provisional and subject to change.

The numbers in the table below represent the number of Florida and non-Florida residents for whom test results were received by the Department of Health. A person can be tested by more than one laboratory and can have both positive and negative results. **Therefore, the sum of the numbers in each column will be larger than the total number of people tested.**

Reporting lab	Inconclusive	Negative	Positive	Percent positive	Total
GENESIS MEDICAL CENTER OF CORAL SPRINGS INC			1	100%	1
Crisp Regional Nursing and Rehab Center		1			1
ASSISTED LIVING AT TREZEVANT		1			1
SEATTLE-KING COUNTY			1	100%	1
GUILFORD IMMEDIATE CARE, SYAH, LLC		1			1
METHODIST OLIVE BRANCH HOSPITAL			1	100%	1
CVS IL5822POCT MOKENA		1			1
SPECIALTY DRUG TESTING			1	100%	1
UT MD ANDERSON CANCER CENTER-TUMOR MARKER LAB			1	100%	1
PLANTATION DIALYSIS			1	100%	1
INTEGRITY SPINE AND ORTHOPEDICS LLC			1	100%	1
GRAND LIVING			1	100%	1
CVS IL6789POCT WOODRIDGE		1			1
GREATER MIAMI DIALYSIS			1	100%	1
MEMORIAL HOSPITAL LOS BANOS			1	100%	1
LAKELAND MEDICAL CENTER			1	100%	1
ST LUKE'S CORNWALL HOSPITAL N			1	100%	1
SOUTHVIEW MEDICAL GROUP PC			1	100%	1
Medicalodges Neosho			1	100%	1
CHC			1	100%	1
UW MEDICINE CHU LAB			1	100%	1
WHEATON FRANCISCAN LABORATORY			1	100%	1
SUNRISE/QUAY COUNTY HEALTH CLINIC		1			1
QUALITY CLINICAL LAB LLC			1	100%	1
Sharon Care Center			1	100%	1
LACKAWANNA HEALTH AND REHAB CENTER		1			1
AdventHealth Care Center Zephyrhills North			1	100%	1
OCALA REGIONAL DIALYSIS- NORTH			1	100%	1
NAVICENT HEALTH OCONEE, LLC		1			1
CAREWELL URGENT CARE FITCHBURG			1	100%	1
SENTARA AMBULATORY CARE CLINIC			1	100%	1
CITYDOC URGENT CARE			1	100%	1
O'CONNELL HEALTH CENTER AT ST JOHNS			1	100%	1
PREMIER FAMILY AND SPORTS MEDICINE LLC			1	100%	1
MISSION REGIONAL MEDICAL CENTER			1	100%	1
BIODORON LABORATORIES			1	100%	1
Mayfair Village Nursing Care Center		1			1
FOUR FREEDOMS DIALYSIS			1	100%	1
AFTER HOURS CLINIC			1	100%	1
SHRIVERS PHARMACY AND WELLNESS CENTER			1	100%	1
LANTANA HC LAB			1	100%	1
WYOMING OPCO, LLC DBA MEDILODGE OF WYO		1			1
Accordius Health at Harrisonburg		1			1
WASHINGTON SOLDIERS HOME AND COLONY		1			1
CHATEAU MADELEINE - SENIOR LIVING & MEMORY CARE			1	100%	1
CRUSADER COMMUNITY HEALTH			1	100%	1

COVID-19: testing by laboratory

Data through May 20, 2021 verified as of May 21, 2021 at 09:25 AM

Data in this report are provisional and subject to change.

The numbers in the table below represent the number of Florida and non-Florida residents for whom test results were received by the Department of Health. A person can be tested by more than one laboratory and can have both positive and negative results. **Therefore, the sum of the numbers in each column will be larger than the total number of people tested.**

Reporting lab	Inconclusive	Negative	Positive	Percent positive	Total
St. Ann Rehabilitation and Nursing Center		1			1
PATIENT FIRST - GARRISONVILLE			1	100%	1
RIVER CHASE HEALTH AND REHABILITATION CENTER			1	100%	1
BHS PHYSICIAN NETWORK			1	100%	1
bishop rehabilitation and nursing center		1			1
FLORIDA ORTHOPAEDIC INSTITUTE SURGERY		1			1
WELLSTAR STUDENT SERVICES-MARIETTA CLI		1			1
CONVENIENT MD			1	100%	1
WELLSTREET CLAIRMONT		1			1
Pinnacle Health and Rehab at South Portland		1			1
LEGACY AT HIGHWOODS PRESERVE		1			1
DYNACARE NORTHWEST INC			1	100%	1
PINELLAS POINT NURSING AND REHAB CENTER			1	100%	1
GENESIS HOME HEALTH CARE SERVICES OF			1	100%	1
EXPRESS LAB LIVINGSTON			1	100%	1
STANDIFER PLACE		1			1
OUCH URGENT CARE			1	100%	1
COMMONWEALTH OF VIRGINIA DIVISION OF CONSOLIDATED LABORATORY SERVICES			1	100%	1
SC-GA2018 THE RIDGE REHABILITATION & H		1			1
SAINT JOSEPHS HOSPITAL OF ATLANTA			1	100%	1
ANDERSON REGIONAL MEDICAL CENTER			1	100%	1
FAU MEMORY & WELLNESS CENTER			1	100%	1
San Antonio Residence and Rehabilitation Center		1			1
DW MCMILLAN MEMORIAL HOSPITAL LABORATORY			1	100%	1
STAT EMERGENCY CENTER			1	100%	1
ADVANCED RESEARCH INSTITUTE			1	100%	1
UC SAN DIEGO CENTER FOR ADVANCED LABORATORY MEDICINE			1	100%	1
NORWALK HOSPITAL			1	100%	1
Jenkins Living Center		1			1
SOUTHERN WINDS			1	100%	1
CHEROKEE PARK REHABILITATION		1			1
INFINITY HOME CARE OF PORT CHARLOTTE, LLC			1	100%	1
KID CARE PEDIATRICS PA			1	100%	1
ADVENTHEALTH MEDICAL GROUP UROLOGY AT EAST ORLANDO		1			1
CROWN COLONY PEDIATRICS		1			1
ST. ANDREW'S SCHOOL		1			1
SELF REGIONAL HEALTHCARE			1	100%	1
SPELMAN COLLEGE DEPT OF HEALTH SERVICE		1			1
APACHE HEALTH CENTER			1	100%	1
ATLANTIS VISION CENTER			1	100%	1
Medilodge of Mt. Pleasant		1			1
JACKSBORO URGENT CARE			1	100%	1
OCALA RKC EAST HEMO #1			1	100%	1
ABBOTT LABORATORIES ROSS PRODUCTS			1	100%	1
UF HEALTH THE VILLAGES			1	100%	1
PULSE MEDICAL DOCTOTS LLC			1	100%	1

COVID-19: testing by laboratory

Data through May 20, 2021 verified as of May 21, 2021 at 09:25 AM

Data in this report are provisional and subject to change.

The numbers in the table below represent the number of Florida and non-Florida residents for whom test results were received by the Department of Health. A person can be tested by more than one laboratory and can have both positive and negative results. **Therefore, the sum of the numbers in each column will be larger than the total number of people tested.**

Reporting lab	Inconclusive	Negative	Positive	Percent positive	Total
CHILDRENS DOCTOR OF TAMPA BAY, THE			1	100%	1
TIMPANOGOS REGIONAL HOSPITAL			1	100%	1
Greenhaven Health and Rehabilitation		1			1
FORT MYERS DIALYSIS		1			1
NEXT LEVEL URGENT CARE (WOODLANDS)			1	100%	1
SANFORD I-94 CLINIC		1			1
NFRC CLINICAL LAB			1	100%	1
CARING PROFESSIONAL HEALTH CARE LLC		1			1
SENCARE MANAGEMENT		1			1
MEDEXPRESS URGENT CARE-HAVERHILL		1			1
AUTUMN CARE OF STATESVILLE, LLC		1			1
CARE ATC INC			1	100%	1
KENDALL PEDIATRICS PARTNERS LLC			1	100%	1
Manor Care Health Care Services - Williamsport North		1			1
Terrace Glen Village		1			1
Shelbyville Manor		1			1
WELLSTREET SANDY SPRINGS		1			1
CYPRESS VILLAGE REHAB CENTER		1			1
Michigan Masonic Home		1			1
KAISER PERMANENTE REGIONAL REFERENCE LABORATORY		1			1
HIGHLANDS CLINICAL LABORATORY			1	100%	1
UMC WEST CLINIC			1	100%	1
AHC Dyersburg		1			1
sunrise terrace nursing and rehab center		1			1
PRIME CARE FAMILY MEDICINE			1	100%	1
URGENTMED			1	100%	1
SHANNON MEDICAL CENTER			1	100%	1
SPECTRUM LUDINGTON			1	100%	1
CHATEAU TERREBONNE HEALTH CARE		1			1
HOLMES FAMILY PRACTICE PA			1	100%	1
MEDEXPRESS URGENT CARE - JACKSON		1			1
YOUTH HEALTH CENTER OF HUNTINGTON		1			1
Good Samaritan Society - Albion		1			1
DOCTORS CHOICE HOME CARE INC			1	100%	1
MEDSTAT WARSAW			1	100%	1
Summit Medical Group Morristown Oncology		1			1
GIFFORD MEMORIAL HOSPITAL		1			1
JUPITER MEDICAL GROUP			1	100%	1
FLORIDA WATERMAN HOSPITAL			1	100%	1
INTERIM HEALTHCARE OF PALM COAST			1	100%	1
DPH OP LAB			1	100%	1
MERITER LABORATORIES			1	100%	1
PRECISE PATHOLOGY ASSOCIATES PLLC			1	100%	1
EVENTIDE LUTHERAN HOME		1			1
RADIANCE HEALTH RX		1			1
Luling Living Center		1			1

COVID-19: testing by laboratory

Data through May 20, 2021 verified as of May 21, 2021 at 09:25 AM

Data in this report are provisional and subject to change.

The numbers in the table below represent the number of Florida and non-Florida residents for whom test results were received by the Department of Health. A person can be tested by more than one laboratory and can have both positive and negative results. **Therefore, the sum of the numbers in each column will be larger than the total number of people tested.**

Reporting lab	Inconclusive	Negative	Positive	Percent positive	Total
CHILDREN'S AT CHAMBLEE BROOKHAVEN URGE		1			1
INTERNAL MEDICINE ASSOCIATES OF LAKE			1	100%	1
CLASSEN URGENT CARE CLINIC			1	100%	1
Hinesville VA Clinic		1			1
SPRINGFIELD HOSPITAL			1	100%	1
CVS IN6536POCT KOKOMO		1			1
Pontotoc Health and Rehab		1			1
TILE PHARMACY		1			1
SAINT AGNES HOSPITAL			1	100%	1
Nemours Children's Primary			1	100%	1
VARAHI PHARMACY INC			1	100%	1
ANDREWS INSTITUTE AMBULATORY SURGERY CENTER		1			1
Magnolia Manor of St. Simons Island		1			1
SUMMIT COUNTY PUBLIC HEALTH DEPARTMENT			1	100%	1
WVU MEDICINE AT SUNCREST TOWNE CENTRE			1	100%	1
ORANGETOWN PEDIATRICS ASSOCIATES		1			1
HARDEE COUNTY FIRE RESCUE		1			1
METHODIST HOSPITAL SOUTHLAKE			1	100%	1
BRIDGEWAY CENTER INC			1	100%	1
Walgreens #5914		1			1
HANCOCK REGIONAL HOSPITAL		1			1
MINUTECLINIC DIAGNOSTIC OF TN PC #6437		1			1
LOWCOUNTRY URGENT CARE			1	100%	1
NEVADA RURAL HOUSING AUTHORITY			1	100%	1
Oakview Manor Health and Rehab		1			1
IDAHO HEALTH DEPARTMENT			1	100%	1
Wrightsville Manor Health and Rehab		1			1
DIRECT PRIMARY CARE OF BURLESON			1	100%	1
D'YOUVILLE SCHOOL OF PHARMACY		1			1
SISTERS MISSION			1	100%	1
ALL AMERICAN FAMILY AND GERIATRIC CARE			1	100%	1
REGIONAL MEDICAL CENTER			1	100%	1
PEDIATRIC ASSOCIATES - JACKSONVILLE			1	100%	1
REEVES COUNTY HOSPITAL DISTRICT			1	100%	1
PUBLIX PHARMACY #0332		1			1
MYLAN-SOUTH POINT PA		1			1
VICTORIA PAIN AND REHABILITATION CENTER			1	100%	1
SAINT ALPHONSUS REGIONAL MEDICAL CENTER			1	100%	1
TITUSVILLE TOWERS ASSISTED LIVING		1			1
RIVERTON CBOC			1	100%	1
MAHONEY PEDIATRICS PA			1	100%	1
PSL JAX BEACH OPERATIONS LLC			1	100%	1
INTERIM HEALTHCARE			1	100%	1
INNOVATIVE HEALTH DIAGNOSTIC OF CALIFORNIA			1	100%	1
CATHOLIC MEDICAL CENTER			1	100%	1
TRADITIONAL MEDICINE CENTER			1	100%	1

COVID-19: testing by laboratory

Data through May 20, 2021 verified as of May 21, 2021 at 09:25 AM

Data in this report are provisional and subject to change.

The numbers in the table below represent the number of Florida and non-Florida residents for whom test results were received by the Department of Health. A person can be tested by more than one laboratory and can have both positive and negative results. **Therefore, the sum of the numbers in each column will be larger than the total number of people tested.**

Reporting lab	Inconclusive	Negative	Positive	Percent positive	Total
UHEALTH LEJEUNE INTERNAL MEDICINE			1	100%	1
MOUNT DORA DIALYSIS			1	100%	1
MEMPHIS URGENT CARE #2, LLC			1	100%	1
LABTECH DIAGNOSTICS			1	100%	1
PALMA CEIA MED GROUP-SWANN		1			1
Kroger - KRO01100688			1	100%	1
COLLIER BLVD HMA PHYSICIANS MANAGEMENT LLC			1	100%	1
HALIFAX FAMILY HEALTH CENTER			1	100%	1
WALGREENS #05690		1			1
View Ridge Care Center		1			1
CONEY ISLAND HOSP			1	100%	1
AMBULATORY CARE CLINIC, LLC			1	100%	1
AVERA HEART HOSPITAL OF SD			1	100%	1
VA NCHCS - Mather Division		1			1
COASTAL MANOR		1			1
LAKE VIEW COURT		1			1
Villa Maria			1	100%	1
WELLPATH			1	100%	1
RENOWN REGIONAL MEDICAL CENTER			1	100%	1
ALTA BATES SUMMIT MEDICAL CENTER CLINICAL LAB			1	100%	1
PASCO COUNTY HEALTH DEPARTMENT			1	100%	1
MEDEXPRESS URGENT CARE - LAWTON		1			1
SOPHIA MEDICAL ASSOCIATES, PC			1	100%	1
2504-HOMEWOOD		1			1
WESTCOAST FAMILY PRACTICE		1			1
Salem Hills Rehabilitation and Nursing Center		1			1
CENTRAL CAROLINA HOSPITAL			1	100%	1
CORAL SPRINGS RAPID ANTIGEN TESTING			1	100%	1
BROOKSVILLE REGIONAL HOSPITAL			1	100%	1
ADVANCE CARDIOVASCULAR IMAGING, INC			1	100%	1
FAMILY HEALTHCARE SERVICES			1	100%	1
EH FARGO HOSPITAL LABORATORY			1	100%	1
CVS OH3481POCT MARYSVILLE		1			1
NEXTCARE POWER			1	100%	1
WYTHE CNTY COMMUNITY HOSP LABORATORY			1	100%	1
HUNTSVILLE HOSPITAL			1	100%	1
CARDIAC AND VASCULAR CONSULTANTS MD PA		1			1
CORPORATION OF AMERICA		1			1
FAMILY MEDICAL CENTER OF HOLLYWOOD PA			1	100%	1
LAKEWOOD RANCH URGENT CARE PA			1	100%	1
OMNICARE PHARMACY OF TEXAS 1, LP		1			1
ST. JOSEPH MERCY ANN ARBOR HOSPITAL			1	100%	1
UNIVERSITY OF MIAMI - LENNAR CENTER			1	100%	1
SILVER SPRINGS SHORES DIALYSIS			1	100%	1
MEDEXPRESS URGENT CARE - LEOMINSTER		1			1
MRMC LAB MICRO			1	100%	1

COVID-19: testing by laboratory

Data through May 20, 2021 verified as of May 21, 2021 at 09:25 AM

Data in this report are provisional and subject to change.

The numbers in the table below represent the number of Florida and non-Florida residents for whom test results were received by the Department of Health. A person can be tested by more than one laboratory and can have both positive and negative results. **Therefore, the sum of the numbers in each column will be larger than the total number of people tested.**

Reporting lab	Inconclusive	Negative	Positive	Percent positive	Total
Churchman Village LLC		1			1
Grays Harbor Health and Rehabilitation		1			1
ADVANCED LABORATORY SERVICES			1	100%	1
ANCHOR DIRECT PRIMARY CARE LLC		1			1
PARRISH MEDICAL GROUP			1	100%	1
Absolut Care of Gasport		1			1
ADDINGTON PLACE EAST LAKE		1			1
SAINT FRANCIS HOSPITAL			1	100%	1
Traymore Nursing Center		1			1
ANDERSON NURSING CENTER			1	100%	1
VA Long Beach HCS		1			1
ALAN MOORE		1			1
HEALTHCARE PARTNERS FAMILY MEDICINE LLC			1	100%	1
Cerenity Senior Care-White Bear Lake		1			1
NHC Sequatchie		1			1
MISSION HOSPITAL			1	100%	1
HARBIN CLINIC, LLC - MAIN OFFICE		1			1
MEDICAL CENTER			1	100%	1
Chateau Dville Rehab & Retirement		1			1
HEALTH GUAGE			1	100%	1
ULTIMATE DX CORP			1	100%	1
Kroger 419 - The Little Clinic Farmington/Exeter		1			1
KEY WEST BRANCH MEDICAL CLINIC			1	100%	1
Sherwood Oaks Health Center			1	100%	1
BRISTOL REGINAL MEDICAL CENTER			1	100%	1
Raleigh Center (WV)			1	100%	1
US LABORATORIES			1	100%	1
TILLAMOOK COUNTY GENERAL HOSPITAL LAB		1			1
LAURELS OF NORWORTH		1			1
MORELL			1	100%	1
CLIFTON-FINE HOSPITAL LABORATORY		1			1
LABORATORY COPRORATION OF AMERICA			1	100%	1
BARTLE'S PHARMACY INC			1	100%	1
Bolingreen Health and Rehabilitation		1			1
Walgreens #5421		1			1
CAMBRIDGE HEALTH ALLIANCE			1	100%	1
LAKE CHELAN COMMUNITY HOSPITAL		1			1
AMBRY GENETICS CORP	1				1
HEARTLAND PHARMACY SEBRING			1	100%	1
Kroger 539 - The Little Clinic Memorial Blvd.		1			1
Kempsville Health and Rehab Center		1			1
FOUNTAIN VALLEY REGIONAL HOSPITAL & MEDICAL CENTER			1	100%	1
EMERALD HEALTH CARE		1			1
Medilodge of Midland		1			1
MID-SOUTH URGENT CARE, PLLC			1	100%	1
Kroger 350 - The Little Clinic New Cut Road		1			1

COVID-19: testing by laboratory

Data through May 20, 2021 verified as of May 21, 2021 at 09:25 AM

Data in this report are provisional and subject to change.

The numbers in the table below represent the number of Florida and non-Florida residents for whom test results were received by the Department of Health. A person can be tested by more than one laboratory and can have both positive and negative results. **Therefore, the sum of the numbers in each column will be larger than the total number of people tested.**

Reporting lab	Inconclusive	Negative	Positive	Percent positive	Total
CORVALLIS CLINIC PC LAB		1			1
RIVERVIEW HOSPITAL D/B/A UNIVERSITY		1			1
MEDEXPRESS URGENT CARE - WILLINGBORO		1			1
CARENOW URGENT CARE-HENDERSONVILLE		1			1
MIAMI CHILDRENS HOSPITAL MIDTOWN OUTPATIENT CENTER			1	100%	1
JOHN HOPKINS WELLNESS CENTER PEPSICO			1	100%	1
SPARTA HEALTH & REHAB		1			1
BIOLOGICAL AND CHEMICAL EMERGENCIES LABORATORY			1	100%	1
WALGREENS #05150		1			1
PUBLIC HEALTH LABORATORIES			1	100%	1
LADY LAKE FAMILY MEDICINE			1	100%	1
KELLY			1	100%	1
NEMOURS CHILDREN'S PRIMARY CARE, ST CLOUD			1	100%	1
CVS TX7824POCT GARLAND		1			1
CENTER AT WATERFRONT		1			1
THYROID SPECIALTY LABORATORY			1	100%	1
INDIANA INTERNAL MEDICINE			1	100%	1
LAKE VISTA DIALYSIS			1	100%	1
SOFFER HEALTH INSTITUTE			1	100%	1
SARASOTA MEMORIAL HOSPITAL		1			1
NHC HEALTH CARE CENTER		1			1
NEW ULM MEDICAL CENTER			1	100%	1
METHODISM MIDLOTHIAN MEDICAL CENTER			1	100%	1
CLARKSVILLE MANOR INC		1			1
PREVENTIVE CARDIOLOGY AND INTERNAL MEDICINE ASSOCI			1	100%	1
YOUR KIDS URGENT CARE			1	100%	1
BLUE RIDGE URGENT CARE MORGANTON			1	100%	1
ACL LABORATORIES			1	100%	1
EAST END PEDIATRICS		1			1
Encompass Health Rehab Hosp Albuquerque		1			1
LOVELACE WOMEN'S HOSPITAL		1			1
TRANSCEND PERFORMANCE AND LIFESTYLE INSTITUTE			1	100%	1
TRIPLE O RESEARCH INSTITUTE PA			1	100%	1
TRANSYLVANIA REGIONAL HOSPITAL LAB			1	100%	1
CONCIERGE INTERNAL MEDICINE ASSOCIATES			1	100%	1
PASTEUR MEDICAL HIALEAH GARDEN LLC			1	100%	1
OPTUM OF HIALEAH		1			1
PENNY PEDIATRICS		1			1
BACON COUNTY HOSPITAL		1			1
IC LABS			1	100%	1
UF HEALTH - WILDLIGHT			1	100%	1
NHSN_AIMS		1			1
PRESTIGE ER			1	100%	1
GULF BREEZE TREATMENT CENTER, LLC			1	100%	1
FAMILY MEDICAL CENTERS			1	100%	1
TMH PHYSICIAN PARTNERS WAKULLA			1	100%	1

COVID-19: testing by laboratory

Data through May 20, 2021 verified as of May 21, 2021 at 09:25 AM

Data in this report are provisional and subject to change.

The numbers in the table below represent the number of Florida and non-Florida residents for whom test results were received by the Department of Health. A person can be tested by more than one laboratory and can have both positive and negative results. **Therefore, the sum of the numbers in each column will be larger than the total number of people tested.**

Reporting lab	Inconclusive	Negative	Positive	Percent positive	Total
LIBERTY COMMONS NURSING AND REHABILITA		1			1
FLORIDA HOSPITAL TRANSPLANT CENTER		1			1
BROOKDALE WEST PALM BEACH			1	100%	1
LOURDES URGENT CARE			1	100%	1
SOUTH COUNTY NURSING AND REHABILITATION		1			1
Birmingham Nursing & Rehab Center		1			1
Walgreens #9121		1			1
RENEGADEXBIO, PBC	1				1
LAREDO CARE CLINIC NORTH		1			1
NORTH CAROLINA STATE LABORATORY OF PUBLIC HEALTH, SPECTRUM LAB NETWORK			1	100%	1
AMD			1	100%	1
INLET CONCIERGE MEDICINE			1	100%	1
CVS PA2867POCT FOLSOM		1			1
ST ROSE HOSPITAL			1	100%	1
BALLAD HEALTH MEDICAL ASSOCIATES URGENT CARE			1	100%	1
FINLAY MEDICAL RESEARCH CORP			1	100%	1
Good Samaritan Society-Atkinson		1			1
VIP STARNETWORK		1			1
NORTH WEST FLORIDA DIAGNOSTIC ENOCRINOLOGY CLINIC			1	100%	1
ADVENTHEALTH IMAGING WINTERGARDEN		1			1
MIAMI VASCULAR SURGERY			1	100%	1
JET MEDICAL CENTER			1	100%	1
INDIAN RIVER CLINICAL LABORATORY, INC.		1			1
CFHC - FROSTPROOF			1	100%	1
INDIGO PALMS			1	100%	1
LOPEZ		1			1
CELEBRATION FAMILY PHYSICIANS LLC			1	100%	1
VIVIAN SIMMONS FAMILY PRACTICE			1	100%	1
Masonic Medical Research Institute			1	100%	1
SINAI URGENT CARE FORT WORTH, LLC			1	100%	1
ST FRANCIS COLLEGE WELLNESS CENTER		1			1
The Pines at Catskill		1			1
CARESPOT - WELLINGTON			1	100%	1
CARE ADVANTAGE			1	100%	1
MEDICAL UNIVERSITY OF SOUTH CAROLINA			1	100%	1
MIAMI-DADE COUNTY HEALTH DEPT.		1			1
UNIVERISTY HOSPITAL			1	100%	1
Accordius Health at Gastonia			1	100%	1
Medilodge of Kalamazoo		1			1
HOLYOKE MEDICAL CENTER			1	100%	1
APPLECARE URGENT CARE			1	100%	1
Kroger 527 - The Little Clinic Hwy 70 S.		1			1
CONNECTICUT CVS PHARMACY, LLC		1			1
VA Connecticut HCS - Newington Campus		1			1
PORT ORANGE DIALYSIS			1	100%	1
NEMOURS CHILDRENS URGENT CARE			1	100%	1

COVID-19: testing by laboratory

Data through May 20, 2021 verified as of May 21, 2021 at 09:25 AM

Data in this report are provisional and subject to change.

The numbers in the table below represent the number of Florida and non-Florida residents for whom test results were received by the Department of Health. A person can be tested by more than one laboratory and can have both positive and negative results. **Therefore, the sum of the numbers in each column will be larger than the total number of people tested.**

Reporting lab	Inconclusive	Negative	Positive	Percent positive	Total
PARKWAY REGIONAL MEDICAL CENTER LAB			1	100%	1
INTERNAL MEDICINE GROUP OF WINTER HAVEN PA		1			1
MEDEXPRESS WELL - OLDSMAR			1	100%	1
DIAGNOSTIC GROUP INTEGRATED HEALTHCARE			1	100%	1
FREDERICK AVENUE GROUP HOME		1			1
Cornerstone at the Ranch		1			1
WALGREENS PHOENIX		1			1
PORTNEUF MEDICAL CENTER		1			1
CENTRAL FLORIDA ADULT MEDICINE		1			1
ELATION HEALTH		1			1
Walgreens #10988		1			1
MARYWOOD HEIGHTS		1			1
ANDREWS			1	100%	1
CLINTON DRUG STORE		1			1
Brio of Johnston		1			1
Central Alabama Veterans HCS - East Campus		1			1
CLINICAL LABORATORY DEPARTMENT			1	100%	1
Diversicare of Eupora		1			1
CAN COMMUNITY HEALTH NORTH MIAMI, FL		1			1
UCSD MICROBIOLOGY LABORATORY			1	100%	1
LAB. CORP. OF AMERICA			1	100%	1
PROGRESSIVE MEDICAL LAB LLC			1	100%	1
KIDZ CARE PEDATRICS			1	100%	1
WARREN GENERAL HOSPITAL			1	100%	1
MEA PRIMARY CARE PLUS BYRAM			1	100%	1
APPLECARE URGENT CARE KINGSLAND			1	100%	1
NORTH BREVARD CHILDRENS MEDICAL CENTER			1	100%	1
TREASURE COAST MEDICAL CONCIERGE LLC			1	100%	1
CLINICAL CARE, INC			1	100%	1
JFK MEDICAL CENTER			1	100%	1
UF HEALTH EMERGENCY CENTER LABORATORY		1			1
MOUNT SINAI HOSPITAL OF QUEENS			1	100%	1
PALM BEACH PEDIATRIC UROLOGY			1	100%	1
TALLAHASSEE DIALYSIS		1			1
WATERSIDE HEALTH & REHAB CENTER, LLC		1			1
THE HOSPITALS OF PROVIDENCE EMERGENCY ROOM			1	100%	1
LABORATORIO MEDICO CENTRAL CONDOMINO MD			1	100%	1
MEDEXPRESS URGENT CARE - PINE BLUFF S		1			1
FAMILY & INTERNAL MEDICINE CENTER		1			1
GULF COUNTY HEALTH DEPARTMENT			1	100%	1
FHPG INTERNAL MEDICINE OF BRANDON			1	100%	1
CORE OCCUPATIONAL MEDICINE			1	100%	1
HEALTH PLUS SUNRISE MEDICAL OFFICE			1	100%	1
ARKANSAS PUBLIC HEALTH LABORATORY		1			1
Caldwell Care		1			1
NEW HANOVER REGIONAL MEDICAL CENTER			1	100%	1

COVID-19: testing by laboratory

Data through May 20, 2021 verified as of May 21, 2021 at 09:25 AM

Data in this report are provisional and subject to change.

The numbers in the table below represent the number of Florida and non-Florida residents for whom test results were received by the Department of Health. A person can be tested by more than one laboratory and can have both positive and negative results. **Therefore, the sum of the numbers in each column will be larger than the total number of people tested.**

Reporting lab	Inconclusive	Negative	Positive	Percent positive	Total
ISLANDS ASSISTED LIVING FACILITY,THE			1	100%	1
NEPHRON PHARMACEUTICALS CORPORATION			1	100%	1
Oak Hill Health & Rehabilitation Center			1	100%	1
NEXTCARE SUN CITY			1	100%	1
PALM BEACH COUNTY SHERIFF OFFICE			1	100%	1
PROVIDENCE HOSPITAL			1	100%	1
ST. MICHAEL'S ELITE HOSPITAL			1	100%	1
Riverside Nursing & Rehabilitation Center		1			1
HILLSBORO MEDICAL CENTER MAIN LABORATO		1			1
UNIVERSITY PLACE NURSING CENTER		1			1
PENROSE HOSPITAL			1	100%	1
PHOEBE PRIMARY CARE CAMILLA			1	100%	1
SUNY AT STONY BROOK			1	100%	1
SOUTH SEMINOLE HOSPITAL POCT			1	100%	1
J F K PEDIATRICS			1	100%	1
CEPERO PEDIATRICS PA			1	100%	1
CLINICAL MICROBIOLOGY LAB FAIRVIEW UNIVERSITY HOSPITAL			1	100%	1
ST MARY'S HEALTHCARE LABORATORY		1			1
CULVER CITY URGENT CARE			1	100%	1
Aristacare at Cedar Oaks		1			1
CHILDRENS HEALTHCARE CTE OF NORTHERN		1			1
MED LAB SERVICES, LLC			1	100%	1
ADVANCE GASTROENTEROLOGY			1	100%	1
NEW HORIZON PRIMARY CARE LLC			1	100%	1
MEDCARE QUALITY MEDICAL CENTER LLC			1	100%	1
Juniper Village at Bucks County		1			1
GARDENS PEDIATRICS LAB			1	100%	1
PALMETTO CHARTER SCHOOL		1			1
ADVENTHEALTH HOME CARE WATERMAN			1	100%	1
REDI-CARE INC			1	100%	1
Orange City Nursing and Rehab Center			1	100%	1
MEDEXPRESS URGENT CARE - MT EPHRAIM		1			1
Parkside Manor		1			1
KNOX COMMUNITY HOSPITAL			1	100%	1
CARESOUTH HHA HOLDINGS OF THE TREASURE COAST LLC			1	100%	1
BAYCARE OUTREACH LAB AT NEW TAMPA			1	100%	1
NEMOURS CHILDREN'S PRIMARY CARE			1	100%	1
MARINA DEL REY HOSPITAL LAB			1	100%	1
JEFFREY A HIRSCHFIELD, MD PA			1	100%	1
Piqua Manor		1			1
Mountain City Care and Rehabilitation Center		1			1
The Pines at Poughkeepsie Center for Nursing and Rehabilitation		1			1
RIO GRANDE REGIONAL HOSPITAL FAMILY PRACTICE CLINC			1	100%	1
CVS IN4633POCT GREENFIELD		1			1
NATIONAL GENETIC INSTITUTE			1	100%	1
APC HEALTH LLC			1	100%	1

COVID-19: testing by laboratory

Data through May 20, 2021 verified as of May 21, 2021 at 09:25 AM

Data in this report are provisional and subject to change.

The numbers in the table below represent the number of Florida and non-Florida residents for whom test results were received by the Department of Health. A person can be tested by more than one laboratory and can have both positive and negative results. **Therefore, the sum of the numbers in each column will be larger than the total number of people tested.**

Reporting lab	Inconclusive	Negative	Positive	Percent positive	Total
St. Catherine's manor of Findlay		1			1
MCR HEALTH MEDICAL EXPRESS			1	100%	1
MEDICAL EXAMINERS OFFICE, LEESBURG			1	100%	1
CONNECTICUT PEDIATRICS @ CHC		1			1
CHILDRENS CLINIC OF PENSACOLA PA			1	100%	1
BAPTIST ASI			1	100%	1
Remarkable Healthcare Dallas			1	100%	1
BAPTIST HOSPITAL EAST			1	100%	1
Smg/North Jersey Hematology & Oncology		1			1
NEW RIVER HEALTH DISTRICT			1	100%	1
KIOSK MEDICINE KENTUCKY LLC		1			1
BEST CHOICE WELLNESS & LABORATORY LLC			1	100%	1
American Fork Care Center dba Heritage Care Center		1			1
ACCULAB			1	100%	1
TMH PHYSICIAN PARTNERS QUINCY			1	100%	1
BOULDER COMMUNITY HOSPITAL			1	100%	1
SOMA MEDICAL CENTER PA #4			1	100%	1
SANTA CRUZ COUNTY HEALTH SERVICES			1	100%	1
LOUISIANA STATE LAB			1	100%	1
DORAL KIDNEY CENTER			1	100%	1
Heartland of Pittsburgh PA, LLC		1			1
PEDIATRIC PARTNERS			1	100%	1
Consulate Health Care of Tallahassee			1	100%	1
NHC PLACE AT COOL SPRINGS		1			1
1ST CALL PRIMARY CARE LLC			1	100%	1
AMERICA'S ER SITE 002 LLC			1	100%	1
Miller Health Care Center			1	100%	1
Walgreens #10851		1			1
COMPLEX LABS, LLC		1			1
NORWOOD HEALTH CENTER		1			1
MEMORIAL HOSPITAL AT GULFPORT			1	100%	1
ROCHELLE PARK MEDICAL CENTER PA		1			1
SUNSHINE URGENT CARE			1	100%	1
DOCTORS MEDICAL CENTER			1	100%	1
HARDIN MEMORIAL HOSPITAL - HEARTLAND PATHOLOGY CONSULTANTS			1	100%	1
CLEVELAND CLINIC OUTPATIENT LABORATORY			1	100%	1
RUBY MEMORIAL HOSP. LAB			1	100%	1
VCU HEALTH MEDICAL CENTER PATHOLOGY			1	100%	1
NLAC SUMMERBIO			1	100%	1
St Mary's d'Youville Pavilion		1			1
WESTEX URGENT CARE, PLLC			1	100%	1
NULEASE MEDICAL SOLUTIONS			1	100%	1
THE MEDICAL CENTER AT SCOTTSVILLE			1	100%	1
MYCLINIC, INC			1	100%	1
MEDEXPRESS URGENT CARE - WAYNESBURG		1			1
MEMORIAL HERMANN OCCUPATIONAL HEALTH			1	100%	1

COVID-19: testing by laboratory

Data through May 20, 2021 verified as of May 21, 2021 at 09:25 AM

Data in this report are provisional and subject to change.

The numbers in the table below represent the number of Florida and non-Florida residents for whom test results were received by the Department of Health. A person can be tested by more than one laboratory and can have both positive and negative results. **Therefore, the sum of the numbers in each column will be larger than the total number of people tested.**

Reporting lab	Inconclusive	Negative	Positive	Percent positive	Total
ADVENTHEALTH MEDICAL GROUP SENIOR HEALTH AT			1	100%	1
PATIENT FIRST - FAIRFAX			1	100%	1
Franciscan Convalescent Hospital		1			1
LONESTAR 24HRER MANAGEMENT LLC DBA LONESTAR 24HRER			1	100%	1
DYNACARE			1	100%	1
YUMA REGIONAL MEDICAL CENTER			1	100%	1
GIBSON AREA PRIMARY CARE			1	100%	1
Good Shepherd Fairview Home, Inc.		1			1
BGB SUMMIT MEDICAL GROUP		1			1
NORTHEAST BAPTIST HOSPITAL			1	100%	1
ROSE MEDICAL CENTER LAB			1	100%	1
COUPEVILLE SCHOOL DISTRICT #204		1			1
Diversicare of Smyrna		1			1
DORA HOME CARE			1	100%	1
CORNERSTONE OF RECOVERY INC		1			1
DSL TENANT II LLC			1	100%	1
CHATSWORTH ASSISTED LIVING COMMUNITY AT PGA NATIONAL			1	100%	1
WILMINGTON NURSING AND REHAB			1	100%	1
CHRISTUS GOOD SHEPHERD MEDICAL CENTER			1	100%	1
Ashland Place Health and Rehabilitation, LLC		1			1
Integrity Healthcare of Carbondale			1	100%	1
BL DIAGNOSTICS LLC			1	100%	1
GATEWAY COMMUNITY SERVICES INC			1	100%	1
SUNCOAST FAMILY MEDICAL ASSOCIATES			1	100%	1
NORTHWEST TEXAS HEALTHCARE SYSTEM,INC			1	100%	1
PARK AVENUE PEDIATRICS PC		1			1
BLESSINGS MEDICAL CLINIC, THE			1	100%	1
LAURELS OF MT PLEASANT,THE		1			1
MOUNTAINVIEW URGENT CARE VALLEY		1			1
Northwest Metro VA OPC		1			1
VANAJA SUREDDI MD PA			1	100%	1
SANTA MONICA FERTILITY			1	100%	1
NONA MEDICAL ARTS		1			1
HSRE-ASL CASSELBERRY TRS, LLC			1	100%	1
MANCHESTER COMMONS		1			1
AVANTARA REDFIELD		1			1
LUTHERAN HAVEN HOME HEALTHCARE		1			1
HONU	1				1
GENVIEW DIAGNOSIS INC			1	100%	1
TOTAL MD			1	100%	1
AML DIAGNOSTICS- ADV TESTING IN METABOLIC MEDICINE			1	100%	1
WESTOX LABS		1			1
HEBER VALLEY MEDICAL CENTER			1	100%	1
CAMAI COMMUNITY HEALTH CENTER, INC			1	100%	1
MORGAN MEDICAL CENTER		1			1
IVY CREEK HEALTHCARE & WELLNESS CENTRE			1	100%	1

COVID-19: testing by laboratory

Data through May 20, 2021 verified as of May 21, 2021 at 09:25 AM

Data in this report are provisional and subject to change.

The numbers in the table below represent the number of Florida and non-Florida residents for whom test results were received by the Department of Health. A person can be tested by more than one laboratory and can have both positive and negative results. **Therefore, the sum of the numbers in each column will be larger than the total number of people tested.**

Reporting lab	Inconclusive	Negative	Positive	Percent positive	Total
FORT LOUDOUN PRIMARY CARE		1			1
CONCENTRA - TAMPA EAST		1			1
CENTENNIAL HILLS HOSPITAL MEDICAL CENTER LABORATORY			1	100%	1
MADISON AT OVIEDO			1	100%	1
MGH DEPARTMENT OF PATHOLOGY			1	100%	1
Signature Healthcare of Georgetown		1			1
CVS TX7286POCT HOUSTON			1	100%	1
STEPHENS COUNTY HOSPITAL			1	100%	1
MEADOWS REGIONAL MEDICAL CENTER			1	100%	1
SC-GA2018 MCCORMICK REHAB & HEALTHCARE		1			1
CROZER-CHESTER MEDICAL CENTER			1	100%	1
DISPATCH HEALTH - TEXAS, PA			1	100%	1
ALL PRO ORTHOPEDICS & SPORTS MEDICINE, PA			1	100%	1
LIFESTREAM BEHAVIORAL CENTER INC			1	100%	1
Kroger 588 - The Little Clinic Thompsons Station		1			1
Medilodge of Marshall		1			1
RIVERVIEW PRIMARY CARE ASSOCIATES		1			1
PATIENT FIRST - TAYLOR ROAD			1	100%	1
GENESIS HEALTH SYSTEM			1	100%	1
WORKFORCE HEALTH DEPARTMENT			1	100%	1
EXACCARE KINGSTON, LLC			1	100%	1
SYNAPSE ANALYTICAL LABS		1			1
AESTHETIC PHYSICIANS PC			1	100%	1
SHAW MEDICAL GROUP LLC			1	100%	1
LANGLEY DIALYSIS			1	100%	1
PINES AT RUTLAND, THE		1			1
Kingston Care Center of Perrysburg		1			1
IMMERSION RECOVERY CENTER LLC			1	100%	1
The Jordan Center		1			1
Rosa Coplon Jewish Home and Infirmary		1			1
NOVANT HEALTH PRINCE WILLIAM WELLNESS CENTER			1	100%	1
MEDICAL LIFE-INC GUIDEWELL EMERGENCY MEDICINE			1	100%	1
ATHENS MEDICAL CENTER			1	100%	1
ST. LUKE'S HOSPITAL			1	100%	1
SUTTER HEALTH SACRAMENTO SIERRA REGION			1	100%	1
Avista Nursing and Rehab			1	100%	1
EUROFINS PHOENIX			1	100%	1
JMJ FAMILY PRACTICE			1	100%	1
Kroger - KRO03400316			1	100%	1
MEDCOR, INC			1	100%	1
Encompass Health Rehab Hosp Tinton Falls		1			1
ELLICOTT CENTER FOR REHABILITATION AND		1			1
PRESENCE RESURRECTION MEDICAL CENTER CHICAGO			1	100%	1
NIHCC			1	100%	1
DEVITA		1			1
WOODHAVEN RETIREMENT COMMUNITY		1			1

COVID-19: testing by laboratory

Data through May 20, 2021 verified as of May 21, 2021 at 09:25 AM

Data in this report are provisional and subject to change.

The numbers in the table below represent the number of Florida and non-Florida residents for whom test results were received by the Department of Health. A person can be tested by more than one laboratory and can have both positive and negative results. **Therefore, the sum of the numbers in each column will be larger than the total number of people tested.**

Reporting lab	Inconclusive	Negative	Positive	Percent positive	Total
FIVE STAR PREMIER RESIDENCES OF POMPANO BEACH			1	100%	1
Kroger 016 - The Little Clinic Centennial		1			1
SUN CITY DIAGNOSTIC CENTER			1	100%	1
WELLINGTON WEST 100176			1	100%	1
Waycross VA CBOC		1			1
LOGAN COUNTY HOSPITAL			1	100%	1
WALKERS DRUG STORE			1	100%	1
NORTHWESTERN UNIVERSITY HEALTH SERVICE			1	100%	1
UNIVERSITY OF ILLINOIS PATHOLOGY LAB			1	100%	1
WELLSTREET BUCKHEAD NORTH		1			1
CURRY HLTH DIST DBA CURRY GENERAL HOSPITAL		1			1
KEY BISCAYNE PEDIATRIC ASSOCIATES INC			1	100%	1
WALGREENS #12322		1			1
TREASURE COAST COMMUNITY HEALTH INC			1	100%	1
SOUTH FLORIDA EVALUATION AND TREATMENT		1			1
VITAL CARE			1	100%	1
SOUTHERN FAMILY HEALTH			1	100%	1
HEALTHPLUS			1	100%	1
DR Q PEDIATRICS			1	100%	1
REGIONAL MED CTR BAYONET POINT			1	100%	1
REHABILITATION CENTER OF SOUTH GEORGIA		1			1
Encompass Health Littleton		1			1
Freedom Pointe at The Villages			1	100%	1
CYPRESS CREEK DIALYSIS CTR			1	100%	1
SELECT SPECIALTY HOSPITAL - ORLANDO SOUTH			1	100%	1
Trenton Health and Rehabilitation		1			1
VERITAS GENETICS, INC.			1	100%	1
ABBOTT VASCULAR OCCUPATIONAL HEALTH SE		1			1
NEMOURS CHILDREN'S			1	100%	1
PROGRESSIVE URGENT CARE, PC			1	100%	1
ABBOTT LABORATORIES - OCCUPATIONAL HEALTH SERVICES			1	100%	1
CONSULATE HEALTH CARE OF VERO BEACH			1	100%	1
LIFE CARE CENTER OF CLEVELAND		1			1
MID FLORIDA DERMATOLOGY ASSOCIATES PA			1	100%	1
MOREHOUSE SCHOOL OF MEDICINE		1			1
TOURO HOSPITAL LAB			1	100%	1
SMC MEDICAL CENTER, INC			1	100%	1
PEDIATRIC PARTNERS ZEPHYRHILLS			1	100%	1
CMC MERCY LABORATORY			1	100%	1
SARASOTA MEMORIAL HEALTHCARE			1	100%	1
Plaza Healthcare			1	100%	1
ATMORE COMMUNITY HOSPITAL			1	100%	1
PREMISEHEALTH		1			1
MEDICAL SPECIALISTS OF THE PALM BEACHES			1	100%	1
MEDIPLUS CLINIC, INC			1	100%	1
MCG HOSPITALS AND CLINICS			1	100%	1

COVID-19: testing by laboratory

Data through May 20, 2021 verified as of May 21, 2021 at 09:25 AM

Data in this report are provisional and subject to change.

The numbers in the table below represent the number of Florida and non-Florida residents for whom test results were received by the Department of Health. A person can be tested by more than one laboratory and can have both positive and negative results. **Therefore, the sum of the numbers in each column will be larger than the total number of people tested.**

Reporting lab	Inconclusive	Negative	Positive	Percent positive	Total
PAUL C SCHWARTZ & MELVIN L WEIDMAN		1			1
TEXAS HEALTH HARRIS METHODIST HOSPITAL			1	100%	1
GALVESTON COUNTY HEALTH DISTRICT			1	100%	1
Wedgewood Manor		1			1
WALGREENS # 12338		1			1
BREVARD COUNTY JAIL			1	100%	1
CCR MEDICAL CENTER, LLC			1	100%	1
ALLEGHENY COUNTY HEALTH DEPARTMENT - PUBLIC HEALTH LABORATORY			1	100%	1
HATLEY HEALTH CARE, INC		1			1
PATIENT FIRST - SICKLERVILLE		1			1
EVERLYWELL DIAGNOSTICS			1	100%	1
Crowne Place Assisted Living		1			1
BROOKS COUNTY HOSPITAL			1	100%	1
SUNSHINE FAMILY & WELLNESS CENTER			1	100%	1
Williamstown Commons			1	100%	1
FAITH FAMILY PRACTICE			1	100%	1
MED FIRST URGENT CARE CENTERS INC			1	100%	1
MEDHEALTH CLINICAL INC			1	100%	1
DESTIN SURGERY CENTER LTD		1			1
HEARTLAND OF ZEPHYRHILLS FL, LLC			1	100%	1
MT VIEW			1	100%	1
M.D. ANDERSON CANCER CENTER			1	100%	1
PINECREST MANOR		1			1
MAINE HEALTH AND ENVIRONMENTAL TESTING LABORATORY			1	100%	1
SACRED HEART MEDICAL CENTER			1	100%	1
MARYLAND DEPARTMENT OF HEALTH AND MENTAL HYGIENE			1	100%	1
CLEVELAND CLINIC FLORIDA WAIVED			1	100%	1
HENRICO DOCTORS HOSPITAL LABORATORY			1	100%	1
FRESENIUS MEDICAL CARE TRADTION			1	100%	1
WEST FLORIDA MEDICAL CENTER CLINIC			1	100%	1
GATEWAY FAMILY HEALTH CLINIC			1	100%	1
PARKVIEW MANOR NURSING HOME		1			1
ST JOHN FISHER COLLEGE HEALTH AND WELLNESS		1			1
JP MORGAN CHASE HEALTH SERVICES			1	100%	1
ARTESIAN HOME		1			1
JOHN H. STROGER, JR. HOSPITAL OF COOK COUNTY			1	100%	1
ELKTON TRANSITIONAL CARE CENTER		1			1
CHILDRENS AT NORTH POINT URGENT CARE L		1			1
MARTIN LUTHER KING RENAL INSTITUTE			1	100%	1
PEDIATRIC ASSOC OF JACKSONVILLE PA			1	100%	1
DEVLIN MANOR NURSING AND REHABILITATION		1			1
ASSOCIATES MD MEDICAL GROUP INC			1	100%	1
MIAMI JEWISH DIALYSIS			1	100%	1
BANNER UNIVERSITY MEDICAL CENTER			1	100%	1
HEARTLAND NURSING & REHABILITATION		1			1
LANGLADE			1	100%	1

COVID-19: testing by laboratory

Data through May 20, 2021 verified as of May 21, 2021 at 09:25 AM

Data in this report are provisional and subject to change.

The numbers in the table below represent the number of Florida and non-Florida residents for whom test results were received by the Department of Health. A person can be tested by more than one laboratory and can have both positive and negative results. **Therefore, the sum of the numbers in each column will be larger than the total number of people tested.**

Reporting lab	Inconclusive	Negative	Positive	Percent positive	Total
ST FRANCIS MEDICAL CENTER			1	100%	1
VA Texas Valley Coastal Bend Harlingen HCC		1			1
ERLANGER WESTERN CAROLINA HOSPITAL			1	100%	1
Arlington Care Center			1	100%	1
Autumn Care of Suffolk		1			1
MARTIN HEALTH PHYSICIAN GROUP			1	100%	1
HENRY FORD HOSPITAL			1	100%	1
VELOCITY CARE URGENT CARE BY CARILION CLINIC			1	100%	1
Rockcastle Health and Rehab		1			1
SOUTHEAST HEALTH WESTGATE CLINIC			1	100%	1
ASCENSION ST VINCENT'S - WESTSIDE			1	100%	1
DEACONESS URGENT CARE CENTER			1	100%	1
MEDEXPRESS URGENT CARE - BENTONVILLE		1			1
ADVENTHEALTH SENIOR CARE AT ORMOND			1	100%	1
MT SINA1 HOSPICE			1	100%	1
HARRIS COUNTY PUBLIC HEALTH SERVICES			1	100%	1
West Woods of Niles		1			1
NORTH PALM BEACH DIALYSIS CENTER			1	100%	1
RECOVERY BAY, LLC			1	100%	1
AVERA SACRED HEART HOSPITAL			1	100%	1
JACKSONVILLE HEALTH & REHAB		1			1
ADVANCE FLORIDA CONSULTING			1	100%	1
SOUTH DADE NURSING & REHABILITATION CENTER			1	100%	1
WMG URGENT CARE WOODSTOCK			1	100%	1
CORPUS CHRISTI MEDICAL CENTER			1	100%	1
Avantara Lake Norden		1			1
MIL LAKE HEALTHCARE CENTER INC PEDIATRICS			1	100%	1
AVON PARK CLUSTER		1			1
FLORIDA HEART AND VASCULAR MULTISPECIALTY GROUP PA			1	100%	1
SANCHEZ CAZAU MEDICAL GROUP			1	100%	1
PROVIDENCE PORTLAND MEDICAL CENTER		1			1
ARIZONA STATE LABORATORY			1	100%	1
Kroger 49 - The Little Clinic Wichita - 21st St.			1	100%	1
FIRST CARE HOME SERVICES INC			1	100%	1
COUNTRYSIDE PEDIATRIC CARE PA			1	100%	1
FLORIDA EPIDEMIOLOGY PROGRAM			1	100%	1
LABTEST LLC LABTEST DIAGNOSTICS			1	100%	1
CENTRAL MAINE MED CTR LAB			1	100%	1
Kroger 779 - The Little Clinic Georgetown		1			1
EAST LANSING OPCO		1			1
AUSTIN ER LLC			1	100%	1
Schoenbrunn Healthcare		1			1
ROSLYN INTERNAL MEDICINE		1			1
FLORIDA DEPARTMENT OF HEALTH PALM BEACH COUNTY			1	100%	1
Life Care Center of Paradise Valley		1			1
WALGREENS #06164		1			1

COVID-19: testing by laboratory

Data through May 20, 2021 verified as of May 21, 2021 at 09:25 AM

Data in this report are provisional and subject to change.

The numbers in the table below represent the number of Florida and non-Florida residents for whom test results were received by the Department of Health. A person can be tested by more than one laboratory and can have both positive and negative results. **Therefore, the sum of the numbers in each column will be larger than the total number of people tested.**

Reporting lab	Inconclusive	Negative	Positive	Percent positive	Total
WALKIN MEDICAL URGENT CARE,NEW CITY			1	100%	1
CVS AZ9302POCT TUCSON		1			1
Walgreens #12153		1			1
Cibolo Creek Rehabilitation Health Living Center		1			1
AristaCare at Meadow Springs		1			1
RYE BEACH PHARMACY INC		1			1
PREMIER HEALTH CARE INC			1	100%	1
WALGREENS #06025		1			1
Signature HealthCare of Bowling Green		1			1
FRITZINGERTOWN SENIOR LIVING		1			1
Smg At Bridgewater Family Medicine		1			1
LAB TEST KENDALL LLC		1			1
CRESTHAVEN			1	100%	1
CAH ACQUISITION COMPANY 11 LLC			1	100%	1
WELLCARE URGENT CARE			1	100%	1
PUTNAM COUNTY PUBLIC HEALTH UNIT WIC		1			1
BAPTIST HEALTH EXPRESS CARE			1	100%	1
Charlie Norwood VAMC		1			1
Northern Nevada State Veterans Home		1			1
UNIVERSITY OF SOUTH FLORIDA			1	100%	1
INTEGRIS SEMINOLE EMERGENCY DEPT			1	100%	1
LEE MEMORIAL HEALTH SYSTEMS HOME HEALTH		1			1
MULTICARE PHYSICIANS			1	100%	1
BAYMEADOWS PEDIATRIC CARE		1			1
SWEDISH EDMONDS LABORATORY			1	100%	1
ST.ELIZABETH HEALTH CENTER	1				1
WOOD COUNTY HEALTH DEPARTMENT			1	100%	1
THE EMORY CLINIC			1	100%	1
TAYLOR COUNTY HEALTH DEPARTMENT			1	100%	1
MEDICAL ASSOCIATES OF CARTER		1			1
SPORTS MEDICINE CLINIC - U OF WYOMING			1	100%	1
Heritage of Red Cloud		1			1
ENCOMPASS HEALTH REHAB HOSP TOMS RIVER		1			1
A.G. Rhodes		1			1
MEDEXPRESS URGENT CARE-BRENTWOOD		1			1
COURTLAND TERRACE		1			1
CVS IL7142POCT LOCKPORT		1			1
MED CHOICE CENTER OF NORTH MIAMI			1	100%	1
Lenbrook		1			1
KIDS HEALTH ALLIANCE PA			1	100%	1
AUTUMN HOUSE			1	100%	1
INTEGRATED GENETICS SEQUENOM		1			1
DUBLIN METHODIST HOSPITAL			1	100%	1
MAGGY PHARMACY INC		1			1
INTERNAL MEDICINE,SCOTT'S VALLEY OFFICE, PALO ALTO MEDICAL FOUNDATION			1	100%	1
Fulton County Medical Center Long Term Care			1	100%	1

COVID-19: testing by laboratory

Data through May 20, 2021 verified as of May 21, 2021 at 09:25 AM

Data in this report are provisional and subject to change.

The numbers in the table below represent the number of Florida and non-Florida residents for whom test results were received by the Department of Health. A person can be tested by more than one laboratory and can have both positive and negative results. **Therefore, the sum of the numbers in each column will be larger than the total number of people tested.**

Reporting lab	Inconclusive	Negative	Positive	Percent positive	Total
CHI ST ALEXIUS TRANSITIONAL CARE UNIT		1			1
SPACE COAST COMMUNITY PHARMACY			1	100%	1
ARTIS SENIOR LIVING OF DAVIE, LLC		1			1
CAPSTONE REHABILITATION AND HEALTHCARE		1			1
HEALTH PARTNERS LLC		1			1
WALGREENS CP		1			1
WESTMORELAND REGIONAL HOSPITAL			1	100%	1
MEDICAL CLINIC OF HOUSTON			1	100%	1
BIOMAT ORLANDO		1			1
ST. LUKES HOSPITAL			1	100%	1
Roscoe Rehabilitation and Nursing Center		1			1
DE TAR HOSPITAL			1	100%	1
ABSOLUTE HEALTHCARE			1	100%	1
CHILDRENS HEALTHCARE OF ATLANTA AT SCOTTISH RITE		1			1
IVAN, MAYA			1	100%	1
CONVENIENT MEDICAL AND HEALTH SERVICES			1	100%	1
HENRICO DOCTOR'S LABORATORY			1	100%	1
NASONCARE LLC			1	100%	1
PINNACLE PAIN CENTER PS DBA LYNX HEALTHCARE		1			1
MOUNT SINAI COMPREHENSIVE CANCER CENTER			1	100%	1
LAKE COMMUNITY ACTION AGENCY		1			1
MORNINGSIDE NURSING AND REHABILITATION		1			1
LEGACY SPECIALTY PHARMACY CORP			1	100%	1
HAWAII DEPARTMENT OF HEALTH LAB			1	100%	1
St. Anthonys Nursing and Rehab			1	100%	1
PATIENT FIRST - NEWTOWN ROAD			1	100%	1
PARK AVENUE MEDICAL PROFESSIONALS		1			1
CENTRAL FLORIDA MEDICAL CARE			1	100%	1
VALLEY VISTA CARE CENTER		1			1
CAROMONT HEALTH			1	100%	1
MOBILE INFIRMARY MEDICAL CENTER			1	100%	1
Elderwood at Williamsville		1			1
ROCKLEDGE HEALTH & REHABILITATION CENTER			1	100%	1
CARESPOT EXPRESS HEALTHCARE BOYNTON BEACH			1	100%	1
BREVARD HEALTH ALLIANCE - SARNO/MELBOURNE		1			1
FRESENIUS KIDNEY CARE OCALA			1	100%	1
INTERNAL MEDICINE ASSOC OF SOUTH FL PA			1	100%	1
MINUTE CLINIC DIAGNOSTIC PA			1	100%	1
CVS HEALTH NORTH AURORA			1	100%	1
PM PEDIATRICS OF VIRGINIA			1	100%	1
BOND COUNTY HEALTH DEPARTMENT			1	100%	1
Strasburg Care Center		1			1
DIMMIT REGIONAL HOSPITAL			1	100%	1
KINGWOOD EMERGENCY HOSPITAL			1	100%	1
SHP WESTCHESTER LLC		1			1
STORMONT VAIL HOSPITAL			1	100%	1

COVID-19: testing by laboratory

Data through May 20, 2021 verified as of May 21, 2021 at 09:25 AM

Data in this report are provisional and subject to change.

The numbers in the table below represent the number of Florida and non-Florida residents for whom test results were received by the Department of Health. A person can be tested by more than one laboratory and can have both positive and negative results. **Therefore, the sum of the numbers in each column will be larger than the total number of people tested.**

Reporting lab	Inconclusive	Negative	Positive	Percent positive	Total
VIRGINIA UROLOGY		1			1
FAMILY FIRST WELLNESS		1			1
TITUSVILLE REHABILITATION AND NURSING CENTER		1			1
SALUDA NURSING CENTER		1			1
DIGNITY HEALTH GOHEALTH		1			1
PINEVILLE PHARMACY			1	100%	1
BEST CARE COMMUNITY AND FAMILY HEALTH CENTER INC			1	100%	1
Kroger 767 - The Little Clinic Beaumont		1			1
SV MOBILE HEALTH			1	100%	1
BIO REFERENCE LABORATORIES INC			1	100%	1
EPIC CARE PHARMACY		1			1
CVS CA5958POCT EASTVALE		1			1
VA Central Western Massachusetts HCS		1			1
AFFILIATED LABORATORIES INC			1	100%	1
CHI ST VINCENT LITTLE ROCK DIAGNOSTIC CLINIC			1	100%	1
Gulf Coast health and Rehabilitation, LLC		1			1
Westminster Canterbury Richmond		1			1
NEXTCARE NIFONG			1	100%	1
Wildwood Healthcare		1			1
CALIFORNIA PUBLIC HEALTH LABORATORY			1	100%	1
Crowne Health Care of Thomasville		1			1
Parkwood Healthcare Facility		1			1
SUN DISCOUNT PHARMACY			1	100%	1
Shoreline Care Center			1	100%	1
HACKENSACK UNIVERSITY MEDICAL CENTER		1			1
SOUTHWEST FLORIDA DIVISION LAB			1	100%	1
MEMORIAL URGENT CARE CENTER -			1	100%	1
SACRED HEART HEALTH SYSTEM- MIDWIFE PROGRAM			1	100%	1
GREATER TAMPA AT HOME			1	100%	1
SEMA4			1	100%	1
FRESENIUS KIDNEY CARE OF CLERMONT WEST			1	100%	1
Kroger 531 - The Little Clinic Waterville		1			1
Alaska Domiciliary Care for Homeless Veterans		1			1
ANSWERS RESOURCE FACILITY		1			1
EAST TENNESSEE STATE UNIVERSITY		1			1
BETHESDA HEALTH PHYSICIANS GROUP		1			1
VCU HEALTH SYSTEM AUTHORITY - MCV HOSPITALS			1	100%	1
GATEWAY LABORATORIES		1			1
MEDEXPRESS URGENT CARE - UNIONTOWN		1			1
NORTHEAST REGIONAL MEDICAL CENTER			1	100%	1
TUNIS STREET GROUP HOME		1			1
USA Healthcare LTC, LLC - Folsom Center for Rehabilitation & Healthca		1			1
CLERMONT HEALTH DEPARTMENT			1	100%	1
MALUHIA		1			1
TANNER CLINIC			1	100%	1
SEASONS HOSPICE AND PALLIATIVE CARE OF			1	100%	1

COVID-19: testing by laboratory

Data through May 20, 2021 verified as of May 21, 2021 at 09:25 AM

Data in this report are provisional and subject to change.

The numbers in the table below represent the number of Florida and non-Florida residents for whom test results were received by the Department of Health. A person can be tested by more than one laboratory and can have both positive and negative results. **Therefore, the sum of the numbers in each column will be larger than the total number of people tested.**

Reporting lab	Inconclusive	Negative	Positive	Percent positive	Total
Iosco County Medical Care Facility		1			1
PANCARE HEALTH - NORTHSIDE ELEMENTARY			1	100%	1
Eger Health Care and Rehabilitation Center		1			1
HOLYCROSS URGENT CARE AND IMAGING CENTER		1			1
ATRIA TAMARAC			1	100%	1
ST MARY'S OF SAGINAW		1			1
VA Tennessee Valley HCS-Nashville Campus			1	100%	1
Mercy Manor Transition Center			1	100%	1
Erie VAMC		1			1
Florence Home		1			1
MEDOR/ACC SYNCHRONY			1	100%	1
EVERGREEN NURSING HOME		1			1
FRANKLIN CBOC			1	100%	1
BRANDON OUTREACH CLINIC			1	100%	1
ACCESS TOTAL CARE - PORTLAND			1	100%	1
HEALTHCARECLINICS			1	100%	1
INTERMOUNTAIN CANYONS CLINIC			1	100%	1
TRUCARE LIVING CENTERS - SELMA			1	100%	1
PEDIATRIC URGENT CARE CENTR OF FORT WORTH-LA GRAN			1	100%	1
RELIANCE HOME HEALTH CARE INC		1			1
COMMUNITY HOSPITALS INDIANAPOLIS			1	100%	1
Elmbrook Home		1			1
REGENTS PARK OF JACKSONVILLE			1	100%	1
Schenectady Center for Rehabilitation & Nursing		1			1
ST JOHN'S MEDICAL CENTER, TETON VILLAGE			1	100%	1
PRIMEX CLINICAL LABORATORIES INC			1	100%	1
BARRINGTON TERRACE NAPLES			1	100%	1
PM PEDIATRICS OF BAYSIDE, PLLC		1			1
BAPTIST HEALTH FLOYD			1	100%	1
QUINCY DIALYSIS			1	100%	1
SPECIALTY MOLECULAR - DENVER			1	100%	1
ACCESS TOTAL CARE			1	100%	1
CLINICAL PATHOLOGY LABORATORIES SOUTHEAST INC			1	100%	1
PALM BEACH COUNTY HEALTH DEPT.			1	100%	1
PUBLIX PHARMACY #1122		1			1
St. Anne Home		1			1
WATERVIEW HILLS REHABILITATION AND NUR		1			1
Kroger - KRO70600172		1			1
SUSAN F. WILLIAMS M.D., P.A.			1	100%	1
ORMOND BEACH DIALYSIS			1	100%	1
BETTERMED URGENT CARE-SHORT PUMP		1			1
ENT & ALLERGY ASSOCIATES, LLP - SLEEPY HOLLOW (ABBOTT)		1			1
DR BAWA AND ASSOCIATES			1	100%	1
LOWER KEYS COMMUNITY HEALTH CENTER			1	100%	1
FRONT PORCH PEDIATRICS PLLC			1	100%	1
MEDCENTER PRIMARY CARE PC			1	100%	1

COVID-19: testing by laboratory

Data through May 20, 2021 verified as of May 21, 2021 at 09:25 AM

Data in this report are provisional and subject to change.

The numbers in the table below represent the number of Florida and non-Florida residents for whom test results were received by the Department of Health. A person can be tested by more than one laboratory and can have both positive and negative results. **Therefore, the sum of the numbers in each column will be larger than the total number of people tested.**

Reporting lab	Inconclusive	Negative	Positive	Percent positive	Total
Sarah A. Todd Memorial Home		1			1
Trucare Living Centers - Columbus		1			1
Eddy Memorial Geriatric Center		1			1
ADVANCED DIALYSIS CENTER OF FORT LAUDERDALE			1	100%	1
LAURELS OF ATHENS, THE		1			1
CAROLINAS MEDICAL CENTER			1	100%	1
Lopatcong Center		1			1
Alden North Shore			1	100%	1
HARBOR HOSPITAL			1	100%	1
JACK M MATHENY II MD			1	100%	1
MARION GENERAL HOSPITAL			1	100%	1
LAKE MARY OPTUM FLORIDA			1	100%	1
Towne Manor West		1			1
TRUCARE24			1	100%	1
DAUGHTERS OF SARAH NURSING CENTER		1			1
UFHEALTH			1	100%	1
LIFECARE MEDICAL CENTER			1	100%	1
PROVIDENCE ST. PATRICK HOSPITAL			1	100%	1
ELEMENTS PHARMACY			1	100%	1
MID-FLORIDA CANCER CENTERS		1			1
SUMMERLIN MEDICAL CENTRE			1	100%	1
HEALTH AND HOPE CLINIC INC			1	100%	1
SOMA MEDICAL CENTER PA #2 OAKLAND			1	100%	1
PARTNERS IN PRIMARY CARE		1			1
THE NEW JEWISH HOME		1			1
ST CATHERINE HOSPITAL LABORATORY			1	100%	1
CVS KS8573POCT OVERLAND PARK		1			1
ER NEAR ME HULEN		1			1
WALGREENS # 11165		1			1
HALEYVILLE HEALTH CARE CENTER		1			1
TEVAPHARM			1	100%	1
COMMUNITY MEDICAL CENTER-ORANGE CITY		1			1
OKLAHOMA BLOOD INSTITUTE			1	100%	1
LEE HEALTH KIDS URGENT CARE		1			1
SUPERKIDS PEDIATRICS			1	100%	1
MONROE COUNTY PUBLIC HEALTH DEPARTMENT			1	100%	1
FLORIDA HOME HEALTH			1	100%	1
HUNEYCUTT FAMILY PRACTICE			1	100%	1
AIRPORT MEDICAL SOLUTIONS ORLANDO			1	100%	1
Village Crest Center for Health & Rehabilitation		1			1
DR. K PEDIATRICS			1	100%	1
325		1			1
SURGERY CENTER, THE			1	100%	1
Vibralfife of El Paso Rehabilitation Center			1	100%	1
FAMILY AND INTERNAL MEDICINE ASSOCIATES		1			1
Kingsway Arms Nursing Center		1			1

COVID-19: testing by laboratory

Data through May 20, 2021 verified as of May 21, 2021 at 09:25 AM

Data in this report are provisional and subject to change.

The numbers in the table below represent the number of Florida and non-Florida residents for whom test results were received by the Department of Health. A person can be tested by more than one laboratory and can have both positive and negative results. **Therefore, the sum of the numbers in each column will be larger than the total number of people tested.**

Reporting lab	Inconclusive	Negative	Positive	Percent positive	Total
URGENT CARE OF FORT LAUDERDALE INC			1	100%	1
CANDLER HOSPITAL			1	100%	1
ODESSA CLINIC			1	100%	1
GLEN EAGLE HELATHCARE & REHAB		1			1
XSTREMEMD			1	100%	1
CORONA CONCIERGE, LLC		1			1
HARDIN HEALTH INC		1			1
ELAN MANATEE			1	100%	1
Arch Plaza Nursing and Rehabilitation Center			1	100%	1
RIVERVIEW HOSPITAL	1				1
Samaritan Keep Home		1			1
FOCUSED CARE AT ALLENBROOK		1			1
CAREMOUNT MEDICAL PC-CARMEL		1			1
WAYCROSS INTRTNAL MEDICINE			1	100%	1
ELLIOT HOSPITAL			1	100%	1
AFFINITY WALK-IN CLINIC			1	100%	1
NATIONAL INSTITUTES OF HEALTH CLINICAL CENTER			1	100%	1
GENESIS CARE USA OF FLORIDA, LLC			1	100%	1
BUFFALO VAMC			1	100%	1
LABORATORIO BUENA SALUD			1	100%	1
SHARON REGIONAL MEDICAL CENTER			1	100%	1
ATHENA PLASTIC SURGERY		1			1
BLACKBERRY CENTER, THE		1			1
Kroger 390 - The Little Clinic North College Hill		1			1
THE CHILDREN'S HOSPITAL OF PHILADELPHIA		1			1
ST LUKE LUTHERAN HOME		1			1
ASSURANCE HEALTHCARE AND COUNSELING CENTER		1			1
MEDSTAR FAMILY CARE		1			1
ROAN MOUNTAIN MEDICAL CENTER			1	100%	1
NORTH SHORE HEMATOLOGY-ONCOLOGY ASSOCI		1			1
TAMPA HEALTH CARE PROVIDERS PA		1			1
COLOMBO'S PHARMACY		1			1
WALGREENS #4086		1			1
Seacrest Village		1			1
HEALTHFORCE PARTNERS INC			1	100%	1
Le Roy Village Green		1			1
Brown Nursing Home		1			1
SJMC PHYSICIAN SERVICES			1	100%	1
Hillside Rehab and Care Center			1	100%	1
SUTTER GOULD MEDICAL FOUNDATION			1	100%	1
BEAUMONT HOSPITAL			1	100%	1
ANDERSON FAMILY MEDICINE			1	100%	1
GABRIELA GOLDSTEIN MD PA			1	100%	1
RAMBAM URGENT CARE			1	100%	1
NF Escambia, LLC DBA Olive BranchHealth and Rehabilitaion Center			1	100%	1
JACKSON MADISON CO. GEN. HOSPITAL			1	100%	1

COVID-19: testing by laboratory

Data through May 20, 2021 verified as of May 21, 2021 at 09:25 AM

Data in this report are provisional and subject to change.

The numbers in the table below represent the number of Florida and non-Florida residents for whom test results were received by the Department of Health. A person can be tested by more than one laboratory and can have both positive and negative results. **Therefore, the sum of the numbers in each column will be larger than the total number of people tested.**

Reporting lab	Inconclusive	Negative	Positive	Percent positive	Total
ADVANCED CARDIOVASCULAR DIAGNOSTICS OF FL			1	100%	1
ELLIS HOSPITAL URGENT CARE CENTER LAB		1			1
NEW ERA HEALTH CENTER INC		1			1
JAX FAMILY CARE		1			1
Brownwood Nusing & Rehabilitation		1			1
CAPITAL HEALTH PLAN - GOVERNORS SQUARE			1	100%	1
DU QUOIN NURSING & REHABILITATION CENTER LLC		1			1
ORCHID TERRACE		1			1
NHC HealthCare St. Charles		1			1
ST JOHN'S HOME CARE			1	100%	1
METROPOLITAN			1	100%	1
CAREONE AT THE CUPOLA		1			1
VISTA LAKE ASSISTED LIVING			1	100%	1
ROBERT TAYLOR COMMUNITY COMPLEX			1	100%	1
FAMILY MEDICINE AT CELEBRATION		1			1
Canandaigua VAMC		1			1
OXY-GENLAB			1	100%	1
WELL KEY URGENT CARE MARYVILLE		1			1
Ladera Center		1			1
NORTH PALM CHIDRENS PHYSICIANS			1	100%	1
KIDSVILLE PEDIATRICS III PA			1	100%	1
Cloverdale Rehabilitation and Nursing Center		1			1
LINK PHARMACY LLC		1			1
Cameron VA Clinic			1	100%	1
GOLDING-GRANADO MEDICAL ASSOCIATES		1			1
CACERES SPECIALIZED GYNECOLOGY		1			1
BAYSHORE DIALYSIS			1	100%	1
Kroger 444 - The Little Clinic Dent		1			1
SUMMIT URGENT CARE - FAYETTEVILLE		1			1
Kroger 532 - The Little Clinic Murfreesboro		1			1
FLORHAM PARK ENDOSCOPY CENTER		1			1
HEALTH FIRST HOME CARE		1			1
CONVENIENT URGENT CARE			1	100%	1
Excel Care Center			1	100%	1
Elm Crest Senior Living Community		1			1
PRISMA HEALTH TUOMEY LABORATORY			1	100%	1
ALAFAYA WOODS FAMILY MEDICAL CENTER		1			1
MEDICAL CITY NORTH HILLS			1	100%	1
WALGREENS #09456		1			1
THE EMORY CLINIC AT DELTA-TOC			1	100%	1
RAAZI CLINICAL LABORATORY LLC			1	100%	1
PHYSICIANS PREMIER ER- BASTROP			1	100%	1
CARESTAT HOSPICE SERVICES			1	100%	1
SOLARIS HEALTHCARE PLANT CITY		1			1
SHARP GROSSMONT HOSPITAL LABORATORY			1	100%	1
WEST PALM BEACH PHARMACEUTICALS LLC			1	100%	1

COVID-19: testing by laboratory

Data through May 20, 2021 verified as of May 21, 2021 at 09:25 AM

Data in this report are provisional and subject to change.

The numbers in the table below represent the number of Florida and non-Florida residents for whom test results were received by the Department of Health. A person can be tested by more than one laboratory and can have both positive and negative results. **Therefore, the sum of the numbers in each column will be larger than the total number of people tested.**

Reporting lab	Inconclusive	Negative	Positive	Percent positive	Total
HUGH CHATHAM FAMILY MEDICINE INDEPENDENCE		1			1
Encompass Health Rehab Hosp Harmarville		1			1
Abernethy Laurels		1			1
PHI LIFE SCIENCES			1	100%	1
INHEALTH LIFE SCIENCES LLC			1	100%	1
ACCESS FAMILY CARE LLC			1	100%	1
THEDACARE FAMILY MEDICINE GATEWAY			1	100%	1
USF PHYSICIANS GROUP			1	100%	1
PLEASANT RIDGE MANOR WEST		1			1
ST ROSE DOMINICAN HOSPITAL LAB-ROSE DE LIMA CAMPUS			1	100%	1
EXAC CARE CROSSVILLE		1			1
KENNEDY BOULEVARD DIALYSIS			1	100%	1
PRIMARY CARE GROUP LLC		1			1
NORTH FLORIDA REGIONAL MEDICAL CENTER EMERGENCY			1	100%	1
WALGREENS #04786		1			1
Victoria Manor		1			1
SAN ANTONIO DERMATOLOGY AND MEDICAL SPA			1	100%	1
PRACTITIONERS IN MOTION			1	100%	1
CARESOUTH HHA HOLDINGS OF VIRGINIA, LLC			1	100%	1
CAPITAL DIAGNOSTICS			1	100%	1
MEDICAL CENTER AFFILIATES PALM SPRINGS			1	100%	1
CAREWELL 203			1	100%	1
HEARTLAND OF MARIETTA OH LLC DBA		1			1
Oregon Veterans Home The Dalles		1			1
PHYSICIANS PREMIER ER- CENTRAL AUSTIN			1	100%	1
Redstone Highlands			1	100%	1
ADVENTHEALTH MEDICAL GROUP OBSTETRICS AND			1	100%	1
MISSOURI DEPARTMENT OF HEALTH AND SENIOR SERVICES - STATE PH LAB		1			1
MERITUS MEDICAL CENTER			1	100%	1
INTERNAL MEDICINE EMILIA MURRAY MD PA		1			1
UCH LAB			1	100%	1
Kroger 682 - The Little Clinic Combs and Gantzel		1			1
BRIAN C GRINER MD LLC			1	100%	1
THE HEART HOSPITAL BAYLOR PLANO			1	100%	1
MEDEXPRESS URGENT CARE - CABOT			1	100%	1
HERITAGE SHADYSIDE		1			1
WY RETIREMENT CENTER		1			1
EILEEN TURBESSI MD PA		1			1
Sage Bluff Health & Rehabilitation Center		1			1
SAPLING GROVE URGENT CARE		1			1
VA OPTOMETRY CLINIC			1	100%	1
GARNET HEALTH URGENT CARE		1			1
ABE'S GARDEN/PARK MANOR APARTMENTS		1			1
DR DAN C TRIGG MEMORIAL HOSPITAL		1			1
BRADEN CLINIC		1			1
LITTLE COMPANY OF MARY HOSPITAL			1	100%	1

COVID-19: testing by laboratory

Data through May 20, 2021 verified as of May 21, 2021 at 09:25 AM

Data in this report are provisional and subject to change.

The numbers in the table below represent the number of Florida and non-Florida residents for whom test results were received by the Department of Health. A person can be tested by more than one laboratory and can have both positive and negative results. **Therefore, the sum of the numbers in each column will be larger than the total number of people tested.**

Reporting lab	Inconclusive	Negative	Positive	Percent positive	Total
SKIN AND CANCER ASSOCIATES LLP		1			1
Florence Nursing and Rehabilitation Center		1			1
SOUTHEASTERN INTEGRATED MEDICAL PL			1	100%	1
LEE MEMORIAL HOSPITAL OUTPATIENT SURGERY CENTER			1	100%	1
Erwin Health Care Center		1			1
FLAGLER COUNTY BOARD OF COUNTY COMMISSIONERS			1	100%	1
PRIORITY TOXICOLOGY LABORATORIES			1	100%	1
Manor Care Health Services- Wilmington			1	100%	1
LRGHEALTHCARE		1			1
BOND & STEELE CLINIC PA D/B/A		1			1
PASTEUR MEDICAL CENTER LLC		1			1
HEALTH CARE SERVICES LC			1	100%	1
THE READING HOSPITAL AND MEDICAL CENTER			1	100%	1
PEDIATRIC ASSOCIATES OF ORLANDO			1	100%	1
ASUNCION HOME HEALTH CARE CORP			1	100%	1
Piedmont Crossing		1			1
Kroger 629 - The Little Clinic Cartersville, GA Hwy 41		1			1
LAKE URGENT CARE			1	100%	1
ORMC-ARDEN/EOI			1	100%	1
CARDIOLOGY AND FITNESS MEDICINE		1			1
NULL			1	100%	1
PARK AVENUE DERMATOLOGY NORTH			1	100%	1
MAIN LAB			1	100%	1
5 STAR HOME HEALTH SERVICES INC		1			1
HOWELL BRANCH COURT			1	100%	1
FASTMED - LAKEWAY			1	100%	1
Dulles Health and Rehab Center		1			1
SAINT AGNES MEDICAL CENTER			1	100%	1
ELMCROFT OF TIMBERLIN PARC			1	100%	1
LSU MEDICAL CENTER			1	100%	1
GARDEN VIEW CARE CENTER		1			1
BENEWAH COMMUNITY HOSPITAL		1			1
Kroger 968 - The Little Clinic Colerain Township		1			1
SCRIPTS PLUS INC DBA THE MEDICINE SHOP		1			1
STONESPRINGS HOSPITAL CENTER			1	100%	1
NORTH MIAMI BEACH SURGICAL CENTER			1	100%	1
Moab Regional Hospital			1	100%	1
LEXINGTON URGENT CARE			1	100%	1
COMMUNITY MEDICAL CARE			1	100%	1
REDSTONE REHABILITATION & NURSING CENT		1			1
CASS LAKE PHS INDIAN HOSPITAL		1			1
MIAMI NORTH DIALYSIS			1	100%	1
CURA LABORATORY SERVICES			1	100%	1
DIXIE COUNTY JAIL			1	100%	1
Courtenay Springs Village			1	100%	1
GOOD SHEPHERD HEALTH SYSTEM			1	100%	1

COVID-19: testing by laboratory

Data through May 20, 2021 verified as of May 21, 2021 at 09:25 AM

Data in this report are provisional and subject to change.

The numbers in the table below represent the number of Florida and non-Florida residents for whom test results were received by the Department of Health. A person can be tested by more than one laboratory and can have both positive and negative results. **Therefore, the sum of the numbers in each column will be larger than the total number of people tested.**

Reporting lab	Inconclusive	Negative	Positive	Percent positive	Total
EXPRESS WALK IN MEDICAL CENTER			1	100%	1
NORTHSIDE PEDIATRICS & ADOLESCENT MEDI		1			1
Kroger 923 - The Little Clinic Centerville		1			1
OMNI HEALTHCARE URGENT CARE			1	100%	1
COVENANT HOSPITAL HOBBS D/B/A COVENANT		1			1
CAPITAL DISTRICT PSYCHIATRIC CENTER		1			1
MODMD, A PROFESSIONAL CORPORATION		1			1
NOVANT HEALTH GOHEALTH URGENT CARE			1	100%	1
METROWEST MEDICAL CENTER - FRAMINGHAM			1	100%	1
UNC HOSPITALS			1	100%	1
OHIO VALLEY MANOR NURSING &		1			1
MOBILE MEDICAL CLINIC			1	100%	1
FLORIDA HOSPITAL ORMOND BEACH			1	100%	1
PowerBack Piscataway Center		1			1
RIVERSIDE REGIONAL MED CENTER			1	100%	1
ADVANTA LABS, LLC		1			1
MERCY - NORTH IOWA			1	100%	1
BEVERLY ADVANCED PRACTICE NURSING		1			1
MT CARMEL NURSING HOME		1			1
Aspire Physical Recovery Center at Cahaba River		1			1
OASIS FAMILY RESORT IN THE SPRINGS LLC		1			1
WALKING URGENT CARE INC			1	100%	1
MERCY HOME		1			1
Mission Arch Center		1			1
SC-GA2018 SIMPSONVILLE REHABILITATION		1			1
CORRY MEMORIAL HOSPITAL			1	100%	1
PM PEDIATRICS OF BAYSIDE PLLC - STATEN		1			1
UNLIMITED MEDICAL SERVICES OF FL PL DBA		1			1
BAXTER REGIONAL MEDICAL CENTER			1	100%	1
FAMILY PHYSICIANS OF WINTER PARK, INC			1	100%	1
DAYTON CHILDRENS HOSPITAL LAB			1	100%	1
ST VINCENTS OUTPATIENT IMAGING		1			1
SHANDSCAIR FLIGHT PROGRAM			1	100%	1
DOCTORS AFTER HOURS URGENT CARE CENTER			1	100%	1
SEPULVEDA OUTPATIENT AND NURSING HOME CARE			1	100%	1
Redwood Springs Healthcare			1	100%	1
FELD ENTERTAINMENT			1	100%	1
WELLSTAR KENNESAW MEDICAL CENTER		1			1
Kroger 410 - The Little Clinic Trinity		1			1
ADVANCED URGENT CARE PLLC		1			1
BOLLES SCHOOL, THE			1	100%	1
BEAUMONT HOSPITAL, GROSSE POINTE			1	100%	1
GOOD SHEPHERD HOSPICE INC			1	100%	1
TRAVIS LEE THOMPSON MD			1	100%	1
INDIANA STATE DEPARTMENT OF HEALTH CLINIC MICROBIOLOGY		1			1
Kroger 970 - The Little Clinic Westfield			1	100%	1

COVID-19: testing by laboratory

Data through May 20, 2021 verified as of May 21, 2021 at 09:25 AM

Data in this report are provisional and subject to change.

The numbers in the table below represent the number of Florida and non-Florida residents for whom test results were received by the Department of Health. A person can be tested by more than one laboratory and can have both positive and negative results. **Therefore, the sum of the numbers in each column will be larger than the total number of people tested.**

Reporting lab	Inconclusive	Negative	Positive	Percent positive	Total
C A R E S		1			1
The Evangelical Lutheran Good Samaritan Society Prescott Village		1			1
CARLTON SHORES HEALTH AND REHABILITATION CENTER			1	100%	1
HARBOR OAKS GOLDEN YEARS			1	100%	1
NAVAL BRANCH HEALTH CLINIC			1	100%	1
STAMFORD HOSPITAL			1	100%	1
Creekside Center for Rehabilitation and Healing		1			1
CLINICAL TRIALS OF TAMPA LLC		1			1
DAVENPORT DIALYSIS CENTER		1			1
Chicago Heights CBOC		1			1
Belvoir Woods Health Care Center at The Fairfax		1			1
KNAPP MEDICAL GROUP			1	100%	1
BSA PHYSICIANS GROUP, INC D/B/A BSA FAMILY MEDICAL			1	100%	1
GENESEE COUNTY HEALTH DEPARTMENT		1			1
COLE DIAGNOSTICS - BOISE		1			1
SOUTHWEST VIRGINIA COMMUNITY HEALTH SYSTEMS			1	100%	1
ARNOLD PALMER HOSPITAL LAB POCT		1			1
REELFOOT FAMILY WALK-IN CLINIC		1			1
Kroger 699 - The Little Clinic Smyrna		1			1
WINDROSE HEALTH NETWORK			1	100%	1
UNIVERSITY OF NORTH CAROLINA HOSPITALS			1	100%	1
Heritage Health of Peru			1	100%	1
NEW YORK PRESBYTERIAN HOSPITAL			1	100%	1
BAPTIST HEALTH ASI			1	100%	1
WYOMING COUNTY DEPARTMENT OF HEALTH		1			1
ESOTERIC LAB			1	100%	1
EMERSON HOSPITAL LABORATORY			1	100%	1
PHOENIX PROGRAMS OF FLORIDA INC		1			1
THOMAS HOSPITAL			1	100%	1
BOCA MEDICAL CARE			1	100%	1
STATE OF ALASKA			1	100%	1
ManorCare Yeadon		1			1
OCEANVIEW NURSING AND REHABILITAION CENTER			1	100%	1
FAIRVIEW HOSPITAL			1	100%	1
Walgreens #17445		1			1
LiveWell		1			1
United Methodist Communities at The Shores		1			1
SPINE & PAIN CONSULTANT PLLC		1			1
MEDLABS OF FLORIDA LLC D/B/A MEDLABS DIAGNOSTICS		1			1
SIGNATURE CARE COLLEGE STATION			1	100%	1
WALGREENS #01398			1	100%	1
GREYSTONE HOME HEALTH OF GREATER ORLANDO LLC		1			1
MCKENZIE COUNTY HEALTHCARE SYSTEMS LABORATORY			1	100%	1
ST GERARD'S COMMUNITY OF CARE		1			1
CAREATC - WISCONSIN PIPE-FITTERS			1	100%	1
GRAND VIEW HOSPITAL			1	100%	1

COVID-19: testing by laboratory

Data through May 20, 2021 verified as of May 21, 2021 at 09:25 AM

Data in this report are provisional and subject to change.

The numbers in the table below represent the number of Florida and non-Florida residents for whom test results were received by the Department of Health. A person can be tested by more than one laboratory and can have both positive and negative results. **Therefore, the sum of the numbers in each column will be larger than the total number of people tested.**

Reporting lab	Inconclusive	Negative	Positive	Percent positive	Total
LABONE		1			1
PRIMARY CARE & PEDIATRICS - SHEPHERSTOWN		1			1
PALM COAST DRAW STATION/AMERICAN HEALTH ASSOCIATES		1			1
Villages of St.Peters		1			1
BRAZORIA COUNTY EMERGENCY SERVICES DISTRICT #3			1	100%	1
PIEDMONT QUICKCARE		1			1
JOHN D. ARCHBOLD MEMORIAL HOSPITAL			1	100%	1
Pathways Nursing and Rehabilitation Center		1			1
UF HEALTH FAMILY MEDICINE-GOODBYS CREEK			1	100%	1
ODYSSEY HEALTH CARE OF MARION COUNTY LLC		1			1
COSTAMED GRUPO MEDICO			1	100%	1
Encompass Rehab Hospital of Dothan		1			1
BLACK SHEEP MEDICAL			1	100%	1
BROOKDALE AVONDALE (BU 04360)			1	100%	1
TWIN			1	100%	1
PACE UNIVERSITY HEALTH CARE		1			1
HEALTHCARE FOR THE HOMELESS			1	100%	1
BASCOM PALMER-MICRO LAB			1	100%	1
CLEMENT MANOR HEALTH CENTER		1			1
PRIMARY AND URGENT CARE			1	100%	1
UNIVERSAL DIAGNOSTICS LABORATORIES			1	100%	1
SUMMER PLACE NURSING & REHABILITATION		1			1
Senatobia Healthcare & Rehab		1			1
Oakland Nursing and Rehabilitation Center		1			1
INFECTION CONTROL DEPT			1	100%	1
CSL PLASMA LAB			1	100%	1
SOUTHEAST MISSOURI HOSPITAL		1			1
MCH PHYSICIANS GROUP			1	100%	1
HOME AIDE SVC OF EASTERN NY INC D/B/A		1			1
Valley Center (WV)			1	100%	1
PEDIATRIC PARTNERS OF ZEPHYRHILLS PA			1	100%	1
STEELFUSION CLINICAL TOXICOLOGY LABS			1	100%	1
Metairie Healthcare Center			1	100%	1
SUSAN F WILLIAMS MD PA			1	100%	1
Kingston Care Center of Fort Wayne		1			1
VA COMMUNITY BASED CLINIC - LAKE CITY			1	100%	1
NORTHEAST TEXAS DIALYSIS		1			1
ORAL & FACIAL SURGERY			1	100%	1
MEDCOR AT ROYAL CARIBBEAN			1	100%	1
NEW VISION MEDICAL LABORATORIES			1	100%	1
DISCOVERY GENOMICS		1			1
HEALTHALLIANCE HOSPITAL LABORATORY		1			1
MEMORIAL MEDICAL CENTER			1	100%	1
THE BRENNITY AT TRADITION			1	100%	1
BUENA VENTURA LAKES DIALYSIS			1	100%	1
CONCIERGE IV NUTRITION			1	100%	1

COVID-19: testing by laboratory

Data through May 20, 2021 verified as of May 21, 2021 at 09:25 AM

Data in this report are provisional and subject to change.

The numbers in the table below represent the number of Florida and non-Florida residents for whom test results were received by the Department of Health. A person can be tested by more than one laboratory and can have both positive and negative results. **Therefore, the sum of the numbers in each column will be larger than the total number of people tested.**

Reporting lab	Inconclusive	Negative	Positive	Percent positive	Total
PORTSMOUTH REG. HOSPITAL			1	100%	1
CARENOW URGENT CARE - SPRING			1	100%	1
MEDICAL CENTER OF TRINITY - MOB		1			1
HEARTLAND KNOLLVIEW MI LLC		1			1
BAPTIST HOSPITAL FAMILY MEDICINE &			1	100%	1
AAA MEDICAL TESTING			1	100%	1
SYNERGY DIALYSIS INC			1	100%	1
IZ MEDICAL		1			1
PEDIATRIC ASSOCIATES - DORAL			1	100%	1
COVENANT HEALTH		1			1
ACCESS MEDICAL GROUP OF TAMPA INC			1	100%	1
PHOENIX MEDICAL CLINIC			1	100%	1
ORCHARD PARK HEALTH CARE AND REHABILITATION CENTER		1			1
Encompass Health Rehab Hosp Salisbury		1			1
PHYSICIANS IMMEDIATE CARE			1	100%	1
Sanctuary Pointe Nursing & Rehab		1			1
BROCK HUGHES MEDICAL CENTER			1	100%	1
Kroger 670 - The Little Clinic Dawson Forest Rd & Hwy 19		1			1
WALGREENS #10854		1			1
BAY AREA HOSPITAL LAB & HST		1			1
JOHNSON MEDICAL SERVICES			1	100%	1
RIDGE OPTUM FLORIDA			1	100%	1
ALL PEDIATRIC CARE PA			1	100%	1
RIVERSIDE COUNTY PUBLIC HEALTH LABORATORY			1	100%	1
TARRANT MEDICAL ASSOCIATES			1	100%	1
CARE CONNECTIONS AT HOME LLC			1	100%	1
SANFORD HOME		1			1
GOOD SAMARITAN SOCIETY - DE SMET		1			1
Montgomery Place		1			1
CENTRAL TX URGENT CARE			1	100%	1
FLORIDA STATE UNIVERSITY HEALTH SERVICES			1	100%	1
SUNCOAST BEHAVIORAL HEALTH CENTER			1	100%	1
DEL PRADO MEDICAL CENTER, INC		1			1
SANTA MONICA CA-UCLA MC			1	100%	1
Saint Joseph Living Center		1			1
HERNANDO COUNTY HEALTH DEPT			1	100%	1
PAMC MICRO LAB			1	100%	1
AMERICAN DRUG TESTING LAB LLC			1	100%	1
EXCEL URGENT CARE OF NJ			1	100%	1
JACKSON LABORATORY FOR GENOMIC MEDICINE, THE		1			1
FAMILY INTERNAL MEDICINE OF CLERMONT			1	100%	1
UMASS MEMORIAL/MARLBORO HOSPITAL			1	100%	1
FLAGLER MEDICAL ASSOCIATES PA			1	100%	1
FLORIDA CLINICAL LABORATORY INC DBA			1	100%	1
BRONSON METHODIST HOSPITAL			1	100%	1
MD TOX LABORATORY			1	100%	1

COVID-19: testing by laboratory

Data through May 20, 2021 verified as of May 21, 2021 at 09:25 AM

Data in this report are provisional and subject to change.

The numbers in the table below represent the number of Florida and non-Florida residents for whom test results were received by the Department of Health. A person can be tested by more than one laboratory and can have both positive and negative results. **Therefore, the sum of the numbers in each column will be larger than the total number of people tested.**

Reporting lab	Inconclusive	Negative	Positive	Percent positive	Total
NC STATE LAB OF PUBLIC HEALTH			1	100%	1
BMC MAYPORT			1	100%	1
Medford Multicare		1			1
Kroger - KR062000426			1	100%	1
SANFORD CLINIC 32ND AND ELLIS LABORATORY		1			1
Brakeley Park Center		1			1
CARENOW MIDTOWN			1	100%	1
HALIFAX HEALTH PRIMARY CARE			1	100%	1
RED HOOK FAMILY PRACTICE		1			1
ADVENTHEALTH MEDICAL GROUP INTERNAL MEDICINE AT MILLS			1	100%	1
CLAYTON NURSING AND REHABILITATION		1			1
FASTMED-MILL AVENUE			1	100%	1
MEDCOR INC			1	100%	1
White River Health Care Center		1			1
CHILDREN'S NATIONAL MEDICAL CENTER			1	100%	1
EUGENE T FINAN, MD			1	100%	1
LIFEBRITE LABORATORIES, LLC			1	100%	1
PEDIATRIC SPECIALTY CLINIC COLLIER			1	100%	1
CRESTVIEW MED CLIN LAB			1	100%	1
SOUTHWESTERN VERMONT MEDICAL CENTER			1	100%	1
LAKE WALES DIALYSIS CENTER			1	100%	1
CHILDRENS SPECIALIST PEDIATRIC PULMMOLOGY &			1	100%	1
BLUFFTON HEALTH CENTER			1	100%	1
PENSACOLA PATHOLOGY		1			1
WW Chem Auto SS			1	100%	1
Kroger 359 - The Little Clinic Bellevue		1			1
MCR HEALTH VENICE PEDIATRICS			1	100%	1
COMMUNITY MEMORIAL HOSPITAL		1			1
BAPTIST HEALTH SURGERY CENTER			1	100%	1
MINUTECLINIC DIAGNOSTIC OF VIRGINIA, LLC #10088		1			1
BRIDGEWATER PARK ASSISTED LIVING LLC			1	100%	1
MEDLAB2020, INC			1	100%	1
LINCOLN COUNTY MEDICAL CENTER		1			1
NORTHCREST PHYSICIAN SERVICES INC		1			1
MEDPOST URGENT CARE - CIBOLO			1	100%	1
CLIFTON SPRINGS		1			1
PRINCIPLE DIAGNOSTICS LLC			1	100%	1
DEPARTMENT OF HEALTH SERVICES			1	100%	1
JAMES A HENRY MD LLC			1	100%	1
LOUNDY		1			1
AMALIA'S COMMUNITY CLINIC, CORP			1	100%	1
HOMESTEAD MEDICAL CLINIC PA			1	100%	1
UNIVERSITY OF IOWA HOSPITALS & CLINICS			1	100%	1
THE MEDICAL CENTER AT BOWLING GREEN			1	100%	1
MAYO CLINICAL LABORATORIES		1			1
CVS MA6466POCT SWANSEA		1			1

COVID-19: testing by laboratory

Data through May 20, 2021 verified as of May 21, 2021 at 09:25 AM

Data in this report are provisional and subject to change.

The numbers in the table below represent the number of Florida and non-Florida residents for whom test results were received by the Department of Health. A person can be tested by more than one laboratory and can have both positive and negative results. **Therefore, the sum of the numbers in each column will be larger than the total number of people tested.**

Reporting lab	Inconclusive	Negative	Positive	Percent positive	Total
Arlington Health and Rehabilitation		1			1
AUGUSTA HEALTH SD			1	100%	1
Grangeville Health and Rehab		1			1
HHCS PHARMACY INC			1	100%	1
DECATUR MORGAN HOSPITAL - DECATUR GENE		1			1
CHI ST. LUKE'S HEALTH BCM MEDICAL CENTER			1	100%	1
HOSPITALS OF PROVIDENCE TRANSMOUNTAIN CAMPUS, THE			1	100%	1
PEACHEALTH LABORATORIES		1			1
CHILTON URGENT CARE			1	100%	1
TMH PHYSICIAN PARTNERS			1	100%	1
West Bay of Tampa Center			1	100%	1
BUREAU COUNTY HEALTH DEPT			1	100%	1
SHARP CHULA VISTA MEDICAL CENTER			1	100%	1
VERMONT DEPT OF HEALTH LABORATORY			1	100%	1
PLANT CITY FIRE RESCUE		1			1
Ash Flat Healthcare and Rehabilitation Center			1	100%	1
TOMAH HEALTH			1	100%	1
NAVARRO MEDICAL CENTERS LLC			1	100%	1
JUPITER MEDICAL CENTER INC			1	100%	1
WATERMAN VILLAGE HOME CARE			1	100%	1
BAYFRONT HEAL WOUND CARE AND HYPERBARIC CENTER			1	100%	1
FAIRLAWN REHABILITATION HOSPITAL		1			1
STEVEN J VALENTINO, DO PC		1			1
PALM BREEZE DIALYSIS			1	100%	1
EDEN HEALTH NOMAD LAB		1			1
COLQUITT COMPLETE CARE			1	100%	1
Avera Sr. James Care Center		1			1
BETHESDA ON TURKEY CREEK			1	100%	1
LAKE MARY DIALYSIS			1	100%	1
North Campus Annex			1	100%	1
MCLEOD MEMORIAL HOSPITAL CLARENDON			1	100%	1
MAYO CLINIC OUTPATIENT DIALYSIS CENTER			1	100%	1
AUGUSTA HEALTH CLINICAL LABORATORY			1	100%	1
MASSACHUSETTS DEPARTMENT OF PUBLIC HEALTH			1	100%	1
PATHOLOGYT & LAB MEDICINE SERVICES			1	100%	1
KAISER PERMANENTE FACTORIA LAB			1	100%	1
LEHIGH REGIONAL WOUND CENTER			1	100%	1
MARTINSVILLE HEALTH AND REHAB			1	100%	1
Ideal Senior Living Center		1			1
MEDTOWN PHARMACY			1	100%	1
LUMICO LIFE INSURANCE COMPANY		1			1
Good Samaritan Society - Mountian Lake		1			1
CVS NV9586POCT RENO		1			1
INTERMOUNTAIN HEALTHCARE LABORATORY SERVICES			1	100%	1
Christian Park Village		1			1
METROPOLITAN METHODIST HOSPITAL			1	100%	1

COVID-19: testing by laboratory

Data through May 20, 2021 verified as of May 21, 2021 at 09:25 AM

Data in this report are provisional and subject to change.

The numbers in the table below represent the number of Florida and non-Florida residents for whom test results were received by the Department of Health. A person can be tested by more than one laboratory and can have both positive and negative results. **Therefore, the sum of the numbers in each column will be larger than the total number of people tested.**

Reporting lab	Inconclusive	Negative	Positive	Percent positive	Total
EMERGENCY CARE SERVICES LAB AT JFK MEDICAL CENTER			1	100%	1
RICHMOND MEDICAL CENTER FOR WOMEN		1			1
BAYSTATE REFERENCE LABORATORY			1	100%	1
MED TECH CLINICAL LABORATORY		1			1
SUNRISE HOSPITAL & MEDICAL CENTER-POC TESTING LAB			1	100%	1
Kroger 83 - The Little Clinic Rock Road		1			1
LANCASHIRE HALL NURSING AND REHABILITATION CENTER		1			1
VERIFY LABS			1	100%	1
WINCHESTER HOSPITAL			1	100%	1
ACCESS HEALTH CARE PHYSICIANS, LLC		1			1
CVS / PHARMACY #10794			1	100%	1
NANCY M WORTHINGTON MD PA			1	100%	1
CHILDREN'S CLINIC			1	100%	1
WALGREENS #11572		1			1
OAK HAVEN REHAB AND NURSING CENTER			1	100%	1
Kroger 909 - The Little Clinic Hamilton			1	100%	1
ASHLEY PEDICATRICS DAY AND NIGHT CLINIC			1	100%	1
Willowbrooke Court at Normandy Farms Estates		1			1
HOUSTON DEPARTMENT OF HEALTH AND HUMAN SERVICES			1	100%	1
PATHLAB SERVICES			1	100%	1
WEST COAST CLINICAL LABS INC			1	100%	1
Kroger 395 - The Little Clinic Blanchester		1			1
TEXAS HEALTH ARLINGTON MEMORIAL		1			1
WVU MEDICINE - WESTON			1	100%	1
PERRY COUNTY NURSING HOME		1			1
OMC PRIMARY CARE - HOSPITAL CAMPUS			1	100%	1
MINNESOTA HERITAGE HOUSE		1			1
OMAHA VA MEDICAL CENTER			1	100%	1
TEXAS HEALTH ARLINGTON MEMORIAL HOSPITAL			1	100%	1
ACUTE AND COMMUNICABLE DISEASE PREVENTION			1	100%	1
PEDRO MENENDEZ HEALTH CENTER AT ST JOHNS			1	100%	1
VELOCITY URGENT CARE - LITTLE CREEK			1	100%	1
BRIDGEWATER AT WATERMAN VILLAGE			1	100%	1
UHS BINGHAMTON GENERAL			1	100%	1
EVEZIA DIAGNOSTICS			1	100%	1
VillageCare Rehabilitation and Nursing Center		1			1
Heartland Health Care Center Jacksonville			1	100%	1
ADVENTHEALTH MEDICAL GROUP FAMILY			1	100%	1
PUBLIX PHARMACY #1114			1	100%	1
ROSEN MEDICAL CENTER AT ROSEN COLLEGE CAMPUS			1	100%	1
KROGER 785 - THE LITTLE CLINIC DIXIE HWY		1			1
Higland Pointe Health and Rehabilitation center		1			1
The Carrington		1			1
Willow Ridge Center		1			1
Isle Health and Rehabilitation Center			1	100%	1
ALLIED PEDIATRICS & FAMILY MEDICINE			1	100%	1

COVID-19: testing by laboratory

Data through May 20, 2021 verified as of May 21, 2021 at 09:25 AM

Data in this report are provisional and subject to change.

The numbers in the table below represent the number of Florida and non-Florida residents for whom test results were received by the Department of Health. A person can be tested by more than one laboratory and can have both positive and negative results. **Therefore, the sum of the numbers in each column will be larger than the total number of people tested.**

Reporting lab	Inconclusive	Negative	Positive	Percent positive	Total
Rio Grande City Nursing and Rehab Center			1	100%	1
LEELANAU OPCO, LLC		1			1
BALLAD HEALTH MEDICAL ASSOCIATES URGENT CARE - JOHNSON CITY			1	100%	1
DR AZIZ CLINIC			1	100%	1
Kroger 805 - The Little Clinic Lewis Center		1			1
Lakeland Nursing and Rehabilitation Center LLC		1			1
ADVENTHEALTH PHYSICIAN GROUP - APPLEWOOD			1	100%	1
SIGNATURE HEALTHCARE OF BUCKHEAD		1			1
STOPWATCH URGENT CARE			1	100%	1
FALKVILLE HEALTHCARE		1			1
UT HEALTH RGV CLINICAL LABORATORY			1	100%	1
MADISON REHABILITATION HOSPITAL		1			1
SUMMIT DETOX INC			1	100%	1
CITRONELLE HEALTH AND REHABILITATION CENTER		1			1
DUKE UNIVERSITY MEDICAL CENTER			1	100%	1
LAKE REGIONAL HEALTH			1	100%	1
KISSIMMEE HOME TRAINING		1			1
WELLNOW URGENT CARE-OSWEGO			1	100%	1
FAWCETT MEMORIAL HOSPITAL NURSING			1	100%	1
UNIVERSITY OF FLORIDA			1	100%	1
REHABILITATION CENTER OF ALBUQUERQUE		1			1
LIFESPAN HEALTH - SELMER		1			1
TCPA CLINICAL LABORATORIES			1	100%	1
US PUBLIC HEALTH SERVICE HOSPITAL			1	100%	1
Bivins Pointe			1	100%	1
OPTIMAL MEDICINE INC		1			1
VISTA DEL SOL MED ASSOC		1			1
MOUNT SINAI MEDICAL CENTER AVENTURA ER			1	100%	1
EXCEPTIONAL EMERGENCY CENTER			1	100%	1
PHYSICIANS PRIMARY CARE LEHIGH PEDS			1	100%	1
CURELOGICS WOUND CARE & HYPERBARIC CENTER		1			1
CVS MI22230CV WAYNE COUNTY COMMUNITY COLLEGE			1	100%	1
MERCY GENERAL HOSPITAL			1	100%	1
REDMOND URGENT CARE			1	100%	1
CARRINGTON, LLC D/B/A THE CARRINGTON		1			1
ULTIMATE ANALYSIS LABORATORY			1	100%	1
CVS OH5458POCT GROVE CITY		1			1
FAIRHAVEN		1			1
Quince Nursing and Rehabilitation Center		1			1
POETS WALK SARASOTA			1	100%	1
VIP FAMILY PRACTICE			1	100%	1
DOCS OUTSIDE THE BOX INC			1	100%	1
SHANNON CLARK OD, PA			1	100%	1
HABANA HEALTH CARE CENTER			1	100%	1
PINNACLE DIALYSIS		1			1
NORTHWEST FLORIDA SPECIALTY PHYSICIANS LLC		1			1

COVID-19: testing by laboratory

Data through May 20, 2021 verified as of May 21, 2021 at 09:25 AM

Data in this report are provisional and subject to change.

The numbers in the table below represent the number of Florida and non-Florida residents for whom test results were received by the Department of Health. A person can be tested by more than one laboratory and can have both positive and negative results. **Therefore, the sum of the numbers in each column will be larger than the total number of people tested.**

Reporting lab	Inconclusive	Negative	Positive	Percent positive	Total
SAMSON MEDICAL CLINIC			1	100%	1
Medilodge of East Lansing		1			1
LIFE CARE CENTER OF GWINNETT		1			1
NORTHSIDE FAMILY MEDICINE AND URGENT CARE (MIDTOWN)		1			1
WAUCONDA CARE		1			1
PUTNAM CO HOSPITAL-D/B/A ASBURY TOWERS		1			1
El Paso Health Care Center			1	100%	1
AHUJA MEDICAL CENTER			1	100%	1
ST FRANCIS HOSPITAL LABORATORY		1			1
SOUTHWEST ORLANDO FAMILY MEDICINE, PL			1	100%	1
OPTI MED PHARMACY		1			1
PALM SPRINGS GENERAL HOSPITAL			1	100%	1
ST LUKES HOSPITAL LAB			1	100%	1
DOCTORS CARE - GREER		1			1
SMYTH COUNTY COMMUNITY HOSPITAL LABORATORY			1	100%	1
ASHLEY PEDIATRICS DAY & NIGHT CLINIC			1	100%	1
WALGREENS #9340		1			1
ARBOR TERRACE AT CITRUS PARK			1	100%	1
ALTAMONTE SPRINGS WALK IN MED CENTER			1	100%	1
NORDX			1	100%	1
JOHN PETER SMITH HOSPITAL- OB TRIAGE			1	100%	1
FLOYD MEDICAL CENTER/CLINICAL LAB		1			1
MEMORIAL SATILLA HEALTH			1	100%	1
SHERIDAN VAMC		1			1
WAYNE COUNTY PUBLIC HEALTH		1			1
QUICKCARE HEALTH, INC			1	100%	1
Brookdale Southside			1	100%	1
WRIGHT PATTERSON AFB MEDICAL CENTER			1	100%	1
PARK AVENUE MEDICAL PROFESSIONALS PC		1			1
SEVEN HILLS HEALTHCARE GROUP LLC DBA		1			1
Kroger 618 - The Little Clinic Trail Creek Village		1			1
WEST FLORIDA HOSPITAL LABORATORY			1	100%	1
BROOKDALE FORT MYERS LAKES PARK			1	100%	1
HUDSON REGIONAL HOSPITAL			1	100%	1
CVS TX8990POCT HELOTES		1			1
VALUE DRUG STORES INC		1			1
ASHLEY K SHARMA MD PA			1	100%	1
ELDERWOOD AT WAVERLY		1			1
WESTMINSTER COLLEGE		1			1
LAMARQUE DIALYSIS			1	100%	1
POMPANO BEACH ARTIFICIAL KIDNEY CENTER			1	100%	1
ORMOND PEDIATRICS PA			1	100%	1
Walgreens #12271		1			1
NATION'S BEST CARE HOME HEALTH			1	100%	1
CASA DE ORO CARE AND REHABILITATION CE		1			1
AMBER COURT OF ELIZABETH		1			1

COVID-19: testing by laboratory

Data through May 20, 2021 verified as of May 21, 2021 at 09:25 AM

Data in this report are provisional and subject to change.

The numbers in the table below represent the number of Florida and non-Florida residents for whom test results were received by the Department of Health. A person can be tested by more than one laboratory and can have both positive and negative results. **Therefore, the sum of the numbers in each column will be larger than the total number of people tested.**

Reporting lab	Inconclusive	Negative	Positive	Percent positive	Total
PALMETTO ARTIFICIAL KIDNEY CENTER			1	100%	1
ST JOSEPH MEDICAL CENTER			1	100%	1
ABINGTON MEMORIAL HOSPITAL			1	100%	1
Regency Square			1	100%	1
CAPE CANAVERAL HOSP			1	100%	1
FIT4LIFE MEDICAL CENTER			1	100%	1
WELLMED AT LONGWOOD			1	100%	1
Altenheim Senior Living		1			1
BAM INC		1			1
BAPTIST MINOR MEDICAL CENTER			1	100%	1
ONPOINT URGENT CARE			1	100%	1
Big River Nursing and Rehab		1			1
CVS MO8595POCT RAYMORE		1			1
FANNIN REGIONAL HOSPITAL			1	100%	1
NORTH FLORIDA CHILD DEVELOPMENT, INC			1	100%	1
Waddell Nursing & Rehab Center		1			1
FLORIDA MEDICAL CLINIC, PA		1			1
Troy Center for Rehabilitation & Nursing		1			1
Urgent Care 24/7 Orlando LLC			1	100%	1
YOUR HEALTH PEDIATRICS INC			1	100%	1
SACRED HEART HOSPITAL			1	100%	1
WEKIVA SPRINGS PEDIATRICS			1	100%	1
ADVOCATE GOOD SAMARITAN			1	100%	1
GEORGETOWN URGENT CARE			1	100%	1
UPMC NORTHWEST HOSPITAL			1	100%	1
Kroger 523 - The Little Clinic Dickson			1	100%	1
GOOD SAMARITAN SOCIETY-FOREST CITY		1			1
THE CHRIST HOSPITAL			1	100%	1
Country View of Sunbury			1	100%	1
BLOOD SYSTEMS LABORATORIES			1	100%	1
CENTRAL ALABAMA HEALTH CARE SYSTEM			1	100%	1
CARE STATION MEDICAL GROUP		1			1
VOLUSIA MEDICAL CENTER			1	100%	1
Kroger - KR003500568			1	100%	1
APS-SUMMIT CARE PHARMACY, LLC DBA OMNICARE		1			1
Longwood Community Living Center		1			1
Keller Landing Center		1			1
LIFEWORKS WELLNESS CENTER LLC		1			1
CHILTON MEDICAL CENTER		1			1
AMERICAN MEDICAL RESPONSE - FARMER BRA		1			1
STANLY REGIONAL MEDICAL CENTER			1	100%	1
SOUTHEASTERN PATHOLOGY ASSOCIATES			1	100%	1
Chateau Girardeau			1	100%	1
COSTCO PHARMACY #1023			1	100%	1
MODERN URGENT CARE			1	100%	1
Garden Villa Bedford		1			1

COVID-19: testing by laboratory

Data through May 20, 2021 verified as of May 21, 2021 at 09:25 AM

Data in this report are provisional and subject to change.

The numbers in the table below represent the number of Florida and non-Florida residents for whom test results were received by the Department of Health. A person can be tested by more than one laboratory and can have both positive and negative results. **Therefore, the sum of the numbers in each column will be larger than the total number of people tested.**

Reporting lab	Inconclusive	Negative	Positive	Percent positive	Total
BRISTOL CHILDRENS CLINIC			1	100%	1
MD NOW URGENT CARE			1	100%	1
NCH HEALTHCARE CREEKSIDE ENDOSCOPY			1	100%	1
DAVIS, CASEY		1			1
SOUTH COUNTY MEDICAL CENTER			1	100%	1
MANHATTAN COLLEGE HEALTH SERVICES		1			1
COMMUNITY			1	100%	1
Crestview Rehabilitation & Skilled Nursing Services		1			1
PROVIDENCE ST PETER HOSPITAL		1			1
CATERPILLAR INC - MIAMI DISTRIBUTION CENTER			1	100%	1
SOUTHWEST REGIONAL PCR LABORATORY			1	100%	1
WALGREENS #15369		1			1
HOSPICE OF MARION COUNTY INC			1	100%	1
WINTER HAVEN DIALYSIS		1			1
PATHOLOGY		1			1
Hearthstone Nursing and Rehabilitation Center		1			1
Heritage Inn Health and Rehabilitation		1			1
BULLOCK COUNTY HOSPITAL		1			1
Jewish Senior Services		1			1
NORTON HOSPITAL			1	100%	1
WEST VIRGINIA UNIVERSITY HOSPITALS			1	100%	1
Kroger 698 - The Little Clinic 14th Street/Bell		1			1
WASHINGTON CENTER FOR REHABILITATION A		1			1
URGENT CARE 24/7 TAMPA			1	100%	1
EASTSIDE URGENT CARE			1	100%	1
WINDMOOR HEALTHCARE			1	100%	1
WALGREEN#12147		1			1
LIFEGUARD AIR AMBULANCE			1	100%	1
MARYLAND DEPARTMENT OF HEALTH AND MENTAL HYGIENE-LABORATORIES			1	100%	1
UNIVERSITY OF MD PATH ASSOC- MD GENOMICS			1	100%	1
LABWORKS LLC			1	100%	1
Carrollton Manor Inc		1			1
CONCENTRA - LEESBURG		1			1
FRESENIUS SOUTH FORT MYERS		1			1
VALENCIA BRANCH LABORATORY	1				1
ALVERNIA UNIVERSITY HEALTH AND WELLNESS CENTER		1			1
Birchwood Care Center		1			1
KATHY L ANDERSON DO PA			1	100%	1
PIEDMONT NEWTON HOSPITAL		1			1
STERLING HOUSE OF PORT ORANGE		1			1
PHOEBE HOME INC		1			1
VELOCITY URGENT CARE - REDMILL			1	100%	1
Walgreens #3661		1			1
CARENOW MURFREESBORO MEDICAL CENTER PK		1			1
ACCURATE HEALTH SERVICES CORP			1	100%	1
LAKE LURE HEALTH CENTER			1	100%	1

COVID-19: testing by laboratory

Data through May 20, 2021 verified as of May 21, 2021 at 09:25 AM

Data in this report are provisional and subject to change.

The numbers in the table below represent the number of Florida and non-Florida residents for whom test results were received by the Department of Health. A person can be tested by more than one laboratory and can have both positive and negative results. **Therefore, the sum of the numbers in each column will be larger than the total number of people tested.**

Reporting lab	Inconclusive	Negative	Positive	Percent positive	Total
MARIANNA DIALYSIS CENTER			1	100%	1
AMERITECH COLLEGE OF HEALTHCARE			1	100%	1
UNIVERSITY OF WASHINGTON DEPT OF LAB MEDICINE			1	100%	1
CONCORDIA MANOR			1	100%	1
MISSION HOSPITAL - MEMORIAL CAMPUS			1	100%	1
C V S / PHARMACY #833		1			1
HILTON HEAD HOSPITAL/INPATIENT			1	100%	1
Manor Care Health Services			1	100%	1
Walgreens #9620		1			1
SIGNATURE CARE MEMORIAL CITY			1	100%	1
OAKVIEW INC		1			1
Fairhope		1			1
MERCYONE DES MOINES MEDICAL CENTER			1	100%	1
ADVENTHEALTH MEDICAL GROUP PEDIATRICS DIABETES &			1	100%	1
Kroger - KRO70300083			1	100%	1
ST. JOHN HOSPITAL & MEDICAL CENTER			1	100%	1
Walgreens #11854			1	100%	1
FLORIDA FAMILY LABORATORY		1			1
KIOSK MEDICINE OF KENTUCKY LLC		1			1
MANOR CARE OF DELRAY BEACH FL LLC		1			1
WELLMED AT LINEBAUGH AVE			1	100%	1
NEMOUR'S CHILDREN'S CLINIC			1	100%	1
RESIDENCES AT MIAMI / REIGN GARDENS LLC, THE			1	100%	1
MANHATTAN EYE EAR AND THROAT HOSPITAL		1			1
CONNECTICUT CVS PAHRMACY, LLC		1			1
MEMORIAL HERMANN KATY HOSPITAL			1	100%	1
SOUTHERN NEVADA HEALH DISTRICT LABORATORY SYSTEM			1	100%	1
TRUMAN MEDICAL CENTER - HOSPITAL HILL			1	100%	1
RCP OF MEMORIAL WEST			1	100%	1
ST CHARLES REDMOND LABORATORY		1			1
CARENOW URGENT CARE-MURFREESBORO			1	100%	1
777 URGENT CARE			1	100%	1
ARBOR DIAGNOSTICS, INC		1			1
ALPHA CLINICAL LABORATORY CORP.			1	100%	1
MORGAN STANELY HEALTH CENTER		1			1
FAMILY MEDICAL CARE OF MOUNT DORA INC			1	100%	1
Royal Palm Beach Health and Rehab Center			1	100%	1
MED FIRST IMMEDIATE CARE AND FAMILY PRACTICE			1	100%	1
RESOURCE PATH LLC			1	100%	1
TENNOVA HEALTHCARE - CLEVELAND			1	100%	1
CHI MEMORIAL HOSPITAL CHATTANOOGA			1	100%	1
SAINT LEO UNIVERSITY INCORPORATED			1	100%	1
WEST VALLEY MEDICAL CENTER		1			1
GEAUGA REGIONAL HOSPITAL		1			1
441 URGENT CARE CENTER - BROWNWOOD			1	100%	1
ANDERSON MEDICAL		1			1

COVID-19: testing by laboratory

Data through May 20, 2021 verified as of May 21, 2021 at 09:25 AM

Data in this report are provisional and subject to change.

The numbers in the table below represent the number of Florida and non-Florida residents for whom test results were received by the Department of Health. A person can be tested by more than one laboratory and can have both positive and negative results. **Therefore, the sum of the numbers in each column will be larger than the total number of people tested.**

Reporting lab	Inconclusive	Negative	Positive	Percent positive	Total
MEDEXPRESS URGENT CARE-MEADVILLE			1	100%	1
Walgreens #19461		1			1
Community Compassion Center of Batesville			1	100%	1
AFTER HOURS CARE OF AMERICUS INCORPORA			1	100%	1
ALTAMONTE MEDICAL ASSOCIATES PA			1	100%	1
SANFORD LABORATORIES WATERTOWN			1	100%	1
Hillandale Health Care		1			1
BROOKSHIRE, THE			1	100%	1
Kroger 367 - The Little Clinic Walton		1			1
NORTHWEST COMMUNITY HOSPITAL LABORATORY			1	100%	1
MID FLORIDA BIOLOGICALS			1	100%	1
CHP COVID-19 (TX)			1	100%	1
COASTAL ER IX, PHYSICIANS PREMIER			1	100%	1
PUBLIX PHARMACY # 1236			1	100%	1
MEDICAL ASSOCIATES OF PINELLAS - LAB			1	100%	1
Falmouth By The Sea			1	100%	1
Avon Health Center		1			1
ADVENT HEALTH MEDICAL GROUP AT PINELLAS PARK			1	100%	1
Hempfield Manor		1			1
STEWART MEDICAL GROUP INC			1	100%	1
BIOMAT USA INC			1	100%	1
WEST VIRGINIA UNIVERSITY HOSPITALS, INC			1	100%	1
VOLKSWAGON GROUP OF AMERICA ONSITE MEDICAL CLINIC		1			1
CRYSTAL RIVER FIRE DEPARTMENT			1	100%	1
CVS AZ3264POCT PHOENIX			1	100%	1
UNIVERSITY OF MIAMI PRIMARY CARE SITE UMHC 3039			1	100%	1
SANTA BARABARA ALF LLC (THE WINDSOR)			1	100%	1
Wexner Heritage House			1	100%	1
MEMORIAL HOSPITAL - BELLEVILLE			1	100%	1
CUSTOM SCRIPTS PHARMACY		1			1
FLAGLER PROFESSIONAL HEALTH CARE SERVICES INC		1			1
PATEL MINESH		1			1
RIVERSIDE MEDICAL CENTER		1			1
Heartland of Perrysburg		1			1
Wayne County Nursing Home		1			1
Life Care Center of Auburn		1			1
YOUR GOOD HEALTH MEDICAL GROUP PA			1	100%	1
FAMILY PRACTICE ASSOCIATES		1			1
STEWART FLORIDA ALF, INC			1	100%	1
WEST FLORIDA MEDICAL ASSOCIATES PA			1	100%	1
VA North May Outpatient Clinic		1			1
Kroger 433 - The Little Clinic Atoka		1			1
SOMA MEDICAL CENTER PA #2			1	100%	1
MOUNT SINAI MEDICAL CENTER OF FLORIDA INC			1	100%	1
Newton Wellesley Center for Alzheimer's Care		1			1
FLORIDA ADVANCED MEDICAL AND DERM AESTHETICS LLC			1	100%	1

COVID-19: testing by laboratory

Data through May 20, 2021 verified as of May 21, 2021 at 09:25 AM

Data in this report are provisional and subject to change.

The numbers in the table below represent the number of Florida and non-Florida residents for whom test results were received by the Department of Health. A person can be tested by more than one laboratory and can have both positive and negative results. **Therefore, the sum of the numbers in each column will be larger than the total number of people tested.**

Reporting lab	Inconclusive	Negative	Positive	Percent positive	Total
PROVENA SAINT JOSEPH MEDICAL CENTER			1	100%	1
UNITED MEMORIAL		1			1
BRIDGES AT LIFE CARE CENTER OF OCALA, THE			1	100%	1
Robinson Terrace Rehabilitation and Nursing Center		1			1
BETTER U BETTER LIFE WELLNESS LLC			1	100%	1
BAPTIST HOSPITAL FAMILY MEDICINE TIGER POINT			1	100%	1
CENTRAL FLORIDA HEALTH CARE, INC			1	100%	1
WILSON FAMILY MEDICINE LLC		1			1
FIU HEALTH CARE CENTER			1	100%	1
CVS SC7012POCT BALLENTINE			1	100%	1
PHYSICIANS URGENT CARE PLLC		1			1
SHAMRA MEDICAL LABORATORY			1	100%	1
SKY RIDGE MEDICAL CENTER - MICRO			1	100%	1
KIDS CARE PEDIATRICS			1	100%	1
SIERRA HEALTH CARE CENTER		1			1
WELLMED AT BAY AREA		1			1
WESLEY LONG HOSPITAL			1	100%	1
SANDPIPER CLUSTER		1			1
BOCA GENERAL AND FAMILY MEDICINE		1			1
MICROBIOLOGY DEPARTMENT			1	100%	1
ROCK RAPIDS HEALTH CENTRE		1			1
THE LITTLE CLINIC, LLC			1	100%	1
Kroger 670 - The Little Clinic Powell		1			1
Fargo VA Healthcare System		1			1
PCR DIAGNOSTICS			1	100%	1
FRIO REGIONAL PRIMARY CARE AND URGENT CARE CLINIC			1	100%	1
CAN COMMUNITY HEALTH LLC		1			1
INTERFAITH MEDICAL CENTER		1			1
VIRGINIA CVS PHARMACY, LLC DBA CVS/PHARMACY #1884		1			1
Monument Health Strugis Care Center		1			1
DERMDX, DIV OF AURORA DIAGNOSTICS/BERNHARDT LAB		1			1
NORTHSIDE FAMILY MEDICINE		1			1
XPRESCHECK IAD (DULLES)			1	100%	1
Oklahoma Methodist Manor			1	100%	1
Spring Gate Rehab and Healthcare Center		1			1
PCG MOLECULAR			1	100%	1
COMMUNITY URGENT CARE PC			1	100%	1
HEALTH DIV OAK RIDGE NATL LABORATORY		1			1
DOMINION DIAGNOSTICS			1	100%	1
CFCH - FROSTPROOF			1	100%	1
SPEARE MEMORIAL HOSPITAL			1	100%	1
AUGUSTA UNIVERSITY MEDICAL CENTER			1	100%	1
CENTRAL TX MEDICAL CENTER - LAB			1	100%	1
TANGLEWOOD MANOR		1			1
GALESBURG COTTAGE HOSPITAL LABORATORY			1	100%	1
Princeton Place			1	100%	1

COVID-19: testing by laboratory

Data through May 20, 2021 verified as of May 21, 2021 at 09:25 AM

Data in this report are provisional and subject to change.

The numbers in the table below represent the number of Florida and non-Florida residents for whom test results were received by the Department of Health. A person can be tested by more than one laboratory and can have both positive and negative results. **Therefore, the sum of the numbers in each column will be larger than the total number of people tested.**

Reporting lab	Inconclusive	Negative	Positive	Percent positive	Total
MACKINAC STRAITS LONG TERM CARE UNIT		1			1
BRUNSWICK HEALTH AND REHABILITATION CE		1			1
EMERGENCE MEDICINE			1	100%	1
Springdale Village		1			1
HCL LABORATORIES			1	100%	1
Kroger 347 - The Little Clinic Tates Creek		1			1
Meadow Lakes		1			1
Kroger 97 - The Little Clinic Hutchinson		1			1
CHESAPEAKE REGIONAL MEDICAL CENTER			1	100%	1
APPLECARE BRUNSWICK			1	100%	1
Encompass Health Rehab Hosp Alexandria		1			1
Brynwood Health & Rehabilitation Center			1	100%	1
MARTIN MEMORIAL MEDICENTER			1	100%	1
NEXT LEVEL URGENT CARE			1	100%	1
BRIGHAM YOUNG UNIV STUDENT HEALTH CTR			1	100%	1
HONEY BROOK MED INVESTORS LTD/DBA		1			1
WORKCARE, INC GLOBALFOUNDRIES			1	100%	1
CYPRESS CREEK OUTPATIENT SURGICAL CTR, LLC			1	100%	1
SALTZER URGENT CARE			1	100%	1
Lakeview Care Center			1	100%	1
Waters of Covington		1			1
ADVENTHEALTH DURAND			1	100%	1
Advanced Health Care of St. George		1			1
Ramsey Village		1			1
SGMC- SMITH NORTHVIEW CAMPUS			1	100%	1
ASCARATE DIALYSIS			1	100%	1
NORTH SHORE HEMATOLOGY-ONCOLOGY ASSOCIATES PC		1			1
CVS M08564POCT INDEPENDENCE		1			1
DIXIE REGIONAL MEDICAL CENTER			1	100%	1
LAKE TRAVIS EMERGENCY HOSPITAL			1	100%	1
WALGREENS #12624		1			1
ANMED HEALTH MEDICAL CENTER			1	100%	1
Kroger 907 - The Little Clinic Holland		1			1
SAN JOSE CLINIC		1			1
Kroger 379 - The Little Clinic Stony Brook		1			1
BAPTIST MEDICAL PLAZA AT MIAMI LAKES DIAGNOSTICS			1	100%	1
SUMMIT LABORATORY			1	100%	1
ALPHA 1 ANTITRYPSIN RESEARCH PROGRAM			1	100%	1
Central Park Healthcare & Rehabilitation Center		1			1
HEALTH CHOICES, PLLC		1			1
WATERTOWN URGENT CARE		1			1
BARNES HEALTH CARE SERVICES			1	100%	1
ManorCare Health Services/ York South		1			1
OPCO LLC LEGACY NURSING AND REHABILITA		1			1
OCCUPATIONAL HEALTH CENTER		1			1
CAPE CORAL HOSPITAL NURSING			1	100%	1

COVID-19: testing by laboratory

Data through May 20, 2021 verified as of May 21, 2021 at 09:25 AM

Data in this report are provisional and subject to change.

The numbers in the table below represent the number of Florida and non-Florida residents for whom test results were received by the Department of Health. A person can be tested by more than one laboratory and can have both positive and negative results. **Therefore, the sum of the numbers in each column will be larger than the total number of people tested.**

Reporting lab	Inconclusive	Negative	Positive	Percent positive	Total
EAST COAST INSTITUTE FOR RESEARCH LLC			1	100%	1
NATICK URGENT CARE			1	100%	1
UC TAMiami			1	100%	1
STAYING HEALTHY MEDICAL SERVICES			1	100%	1
ENZO LABS INC			1	100%	1
Kroger 126 - The Little Clinic Cottonwood		1			1
Kroger 524 - The Little Clinic Iron Bridge Road		1			1
WALGREENS_CHICAGO		1			1
NATIONS TOBIN RECREATION CENTER			1	100%	1
Scepter Rehab and Health care		1			1
CARENOW URGENT CARE - ANTIOCH		1			1
FAMILY MEDICINE AT KISSIMMEE		1			1
LAKESIDE MEDICAL CENTER		1			1
LAKEWOOD RANCH MEDICAL GROUP LLC			1	100%	1
DODGE COUNTY HOSPITAL LABORATORY		1			1
LEHIGH PULMONARY ASSOCIATES			1	100%	1
TITAN GENOMICS, LLC			1	100%	1
Dugan Memorial Home		1			1
MOREHOUSE COLLEGE STUDENT HEALTH CENTE		1			1
CLEVELAND CLINIC FLORIDA LAB			1	100%	1
CELEBRATION HOSPITAL			1	100%	1
Eden Meadows		1			1
Kroger 465 - The Little Clinic Oakley		1			1
SUREPOINT URGENT CARE PADRE ISLAND			1	100%	1
FAMILY MEDICAL CENTER		1			1
Ohman Family Living at Holly Assisted Living		1			1
Brookdale Richmond Place		1			1
ST. MARY MEDICAL CENTER		1			1
MEDEXPRESS URGENT CARE - HAMILTON SQUA		1			1
Lutheran Community at Telford		1			1
OPTUM MEDICAL CLINIC IN ROCKRIMMON			1	100%	1
GTC OPCO, LLC		1			1
Kroger 682 - The Little Clinic New Holland Market			1	100%	1
LCMC LAB SUBSECTION		1			1
CATHEDRAL GERONTOLOGY CENTER DBA CATHEDRAL CARES			1	100%	1
HEALTHCARE ASSOCIATES OF IRVING, LLP			1	100%	1
GENERATIONS CENTER OF SPENCER		1			1
APOLLO ADVANCED HOME HEALTH CORP			1	100%	1
QUEST INC			1	100%	1
AUSTIN URGENT CARE			1	100%	1
CHILDREN'S MEMORIAL HOSPITAL			1	100%	1
FLORIDA DEPARTMENT OF HEALTH IN BROWARD COUNTY		1			1
Kroger 353 - The Little Clinic Harpers Point		1			1
SSC NASHVILLE OPERATING CO LLC D/B/A		1			1
KID FIXERS		1			1
CARESPOT - LEE VISTA			1	100%	1

COVID-19: testing by laboratory

Data through May 20, 2021 verified as of May 21, 2021 at 09:25 AM

Data in this report are provisional and subject to change.

The numbers in the table below represent the number of Florida and non-Florida residents for whom test results were received by the Department of Health. A person can be tested by more than one laboratory and can have both positive and negative results. **Therefore, the sum of the numbers in each column will be larger than the total number of people tested.**

Reporting lab	Inconclusive	Negative	Positive	Percent positive	Total
GEORGE WASHINGTON UNIVERSITY HOSPITAL			1	100%	1
ALLIANCE LABORATORY SERVICES			1	100%	1
DISCOVERY AT HOME, LLC			1	100%	1
BAYOU URGENT CARE			1	100%	1
CARILION CLINIC LAB TESTING SITE-POSTAL		1			1
PALM BEACH DIABETES AND ENDOCRINE SPECIALISTS, PA			1	100%	1
FAIRVIEW SOUTHDAL			1	100%	1
Kittanning Care Center		1			1
PEDRO L ORTEGA MD PA			1	100%	1
CLERMONT PEDIATRICS, PA			1	100%	1
THE LITTLE CLINIC LLC			1	100%	1
SANFORD LABORATORY BISMARCK			1	100%	1
UW MEDICINE MS CENTER			1	100%	1
BAYLOR SCOTT & WHITE MEDICAL SURGICAL CLINIC			1	100%	1
VIVEX/UMTB BIOMEDICAL			1	100%	1
SAINT BARNABAS MEDICAL CENTER		1			1
VETERANS AFFAIRS MEDICAL CENTER - EAST ORANGE			1	100%	1
CHILDREN'S AT SATELLITE BOULEVARD URGE		1			1
FAIRLAWN OPCO LLC DBA ARBORS AT FAIRLAWN		1			1
MEADOWS PARK HEALTH AND REHABILITATION		1			1
AFC URGENT CARE SWAMPSCOTT			1	100%	1
INTERNAL MEDICINE OF SOUTHWEST FLORIDA			1	100%	1
ARGENTINE CARE CENTER		1			1
FRESENIUS KIDNEY CARE HILLSBOROUGH			1	100%	1
BROOKDALE FORT WALTON BEACH			1	100%	1
CAREAGE PLASTIC SURGERY			1	100%	1
OHIO CVS STORES, LLC DBA CVS/PHARMACY		1			1
NORTHSIDE HOSPITAL GWINNETT		1			1
LEXINGTON HOSPITAL CORPORATION			1	100%	1
MAYO MEDICAL LABORATORIES			1	100%	1
Chatsworth Health Care		1			1
KINGWOOD EMERGENCY CENTER			1	100%	1
WESTCHESTER MEDICAL CENTER ADVANCED		1			1
IMMY LABS			1	100%	1
PRO-GENEX LABORATORIES			1	100%	1
ENCOMPASS HEALTH REHAB HOSP NEW ENGLAND		1			1
C V S / PHARMACY #4396		1			1
Towne Manor East		1			1
Bridgeway Care and Rehabilitation Center		1			1
MEDEX CLINIC LLC			1	100%	1
MEDCARE-GARNERS FERRY			1	100%	1
CONWAY - SHERWOOD URGENT CARE			1	100%	1
WINTER PARK MEMORIAL HOSPITAL LABORATORY		1			1
FLAGLER CARE CENTER			1	100%	1
LADY OF THE SEA HOSPITAL LAB			1	100%	1
HEALTH ALLIANCE			1	100%	1

COVID-19: testing by laboratory

Data through May 20, 2021 verified as of May 21, 2021 at 09:25 AM

Data in this report are provisional and subject to change.

The numbers in the table below represent the number of Florida and non-Florida residents for whom test results were received by the Department of Health. A person can be tested by more than one laboratory and can have both positive and negative results. **Therefore, the sum of the numbers in each column will be larger than the total number of people tested.**

Reporting lab	Inconclusive	Negative	Positive	Percent positive	Total
Garden View Care Center at Dougherty Ferry		1			1
KODIAK AREA NATIVE ASSOCIATION-KANA			1	100%	1
BOCA CIEGA CENTER			1	100%	1
CAREFIRST URGENT CARE - BEECHMONT			1	100%	1
UNIVERSITY OF MIAMI SCHOOL OF MEDICINE			1	100%	1
PARKVIEW OUTREACH COMMUNITY CENTER			1	100%	1
PARKVIEW REGIONAL MEDICAL CENTER			1	100%	1
WINDSOR MANOR			1	100%	1
HOSPITAL SISTERS HEALTH SYSTEM (HSHS)			1	100%	1
ALDEN PHARMACY		1			1
SYCAMORE MEDICAL CENTER-KETTERING HEALTH NETWORK			1	100%	1
ARISTACARE AT MANCHESTER		1			1
PATHOLOGY ASSOCIATES			1	100%	1
SHAH			1	100%	1
Kroger 086 - The Little Clinic Broomfield-Sheridan		1			1
Manorcare Health Services-Oxford Valley		1			1
PENSACOLA PRIMARY CARE INC		1			1
Imperial Healthcare Centre			1	100%	1
GOOD SAMARITAN HOSPITAL LAB			1	100%	1
ORANGE PEDIATRICS PA			1	100%	1
ADVANCE MD CARE			1	100%	1
RESTORE MEDICAL PARTNERS PLLC			1	100%	1
Manassas Health & Rehab			1	100%	1
PROGENESIS INC			1	100%	1
SUPREME MEDICAL GROUP PLLC			1	100%	1
QUICK FAMILY URGENT CARE LLC			1	100%	1
BRETON REHABILITATION & LIVING CENTRE		1			1
ADVENTHEALTH MEDICAL GROUP PULMONOLOGY AT		1			1
MEDEXPRESS URGENT CARE - PATRICK STREE			1	100%	1
HAVASU REGIONAL MEDICAL CENTER			1	100%	1
ACUPATH LABORATORIES INC			1	100%	1
MEDICAL SPECIALISTS OF THE PALM BEACHES INC			1	100%	1
PERFECT HEALTH URGENT CARE AND MEDICAL		1			1
CROWNPOINT HEALTHCARE FACILITY		1			1
SUMMERFIELD PAIN MANAGEMENT			1	100%	1
CHC SOUTHWEST FLORIDA LAB-LIVE			1	100%	1
UNITED HEALTHCARE			1	100%	1
ALLIANCE MD DIRECT PRIMARY CARE			1	100%	1
BRUSHY CREEK FAMILY HOSPITAL			1	100%	1
LAKEVIEW REGIONAL HOSPITAL			1	100%	1
Ravenwood Speciality Care		1			1
HEBER VALLEY HOSPITAL			1	100%	1
SANTA CLARA VALLEY MEDICAL CENTER			1	100%	1
MDS PHARMA SERVICES		1			1
SWIFTCARE URGENT CARE, PLLC			1	100%	1
MEMORIAL HOSPITAL MIRAMAR WAIVED TESTING			1	100%	1

COVID-19: testing by laboratory

Data through May 20, 2021 verified as of May 21, 2021 at 09:25 AM

Data in this report are provisional and subject to change.

The numbers in the table below represent the number of Florida and non-Florida residents for whom test results were received by the Department of Health. A person can be tested by more than one laboratory and can have both positive and negative results. **Therefore, the sum of the numbers in each column will be larger than the total number of people tested.**

Reporting lab	Inconclusive	Negative	Positive	Percent positive	Total
RANDOLPH-MACON COLLEGE			1	100%	1
ALLIED PHYSICIANS GROUP		1			1
BROWNSVILLE ADULT AND PEDIATRIC CLINIC			1	100%	1
USC VERDUGO HILLS HOSPITAL			1	100%	1
INNOVATIVE CARE PARTNERS PLLC			1	100%	1
NORTHERN NEVADA MEDICAL CENTER			1	100%	1
PIONEER CLINICAL RESEARCH LLC			1	100%	1
EDWARD HOSPITAL			1	100%	1
UNITED HOSPITAL CENTER LABORATORY			1	100%	1
White Oak Manor - Rock Hill		1			1
ST JOHN HOSPITAL & MEDICAL CENTER MICRO			1	100%	1
CARESPOT - MIAMI GARDENS			1	100%	1
AUBURNDALE DOCTOR TODAY			1	100%	1
CROSS CREEK HEALTH CARE		1			1
NORTHERN LIGHT CHARLES A DEAN HOSPITAL			1	100%	1
Whispering Pines Nursing & Rehabilitation Center		1			1
MCALLEN MEDICAL CENTER			1	100%	1
Maplewood of Cheshire County		1			1
Baypoint Healthcare Center			1	100%	1
UT HEALTH RIO GRANDE VALLEY PRIMARY CARE AT			1	100%	1
MISSOURI DEPT. OF HEALTH			1	100%	1
CERMAK HEALTH SERVICES			1	100%	1
Kroger 447 - The Little Clinic Lebanon		1			1
KINGMAN REGIONAL MEDICAL CENTER			1	100%	1
Vi at Aventura		1			1
BRANKO D PEJIC MD FAMILY PRACTICE			1	100%	1
Kroger 825 - The Little Clinic Dorothy Lane		1			1
ADVANCED RESEARCH AND DIAGNOSTIC LABORATORY UNIVERSITY OF MINNESOTA			1	100%	1
AURORA HEALTH CARE METRO INC			1	100%	1
DAYTONA BEACH DIALYSIS			1	100%	1
COLUMBUS REGIONAL HOSPITAL			1	100%	1
HYDE PARK MEDICAL CENTER		1			1
			1	100%	1
NSPIRE HEALTHCARE PLANTATION			1	100%	1
FAMILY MEDICAL CENTRE			1	100%	1
Kroger 57 - The Little Clinic Jay C Charlestown		1			1
ASHLEY CLINICAL DIAGNOSTIC LABORATORY			1	100%	1
MT ST RITA HEALTH CENTRER		1			1
PALMS WEST SURGICENTER		1			1
FIRST CARE OF GAINESVILLE			1	100%	1
LONG ISLAND MINIMALLY INVASIVE SURGERY		1			1
CLEVELAND CLINIC AKRON GENERAL			1	100%	1
Kroger 929 - The Little Clinic Corryville		1			1
BISHOP KEARNEY		1			1
Indianspring of Oakley		1			1
GUIDEWELL SANITAS			1	100%	1

COVID-19: testing by laboratory

Data through May 20, 2021 verified as of May 21, 2021 at 09:25 AM

Data in this report are provisional and subject to change.

The numbers in the table below represent the number of Florida and non-Florida residents for whom test results were received by the Department of Health. A person can be tested by more than one laboratory and can have both positive and negative results. **Therefore, the sum of the numbers in each column will be larger than the total number of people tested.**

Reporting lab	Inconclusive	Negative	Positive	Percent positive	Total
ELKHART GENERAL HOSPITAL			1	100%	1
ST MICHAEL'S ELITE MEDICAL HOSPITAL			1	100%	1
MARTIN MEM FAMILY CARE AT ST LUCIE W			1	100%	1
Elderwood at Lockport		1			1
APOLLOMDX LLC			1	100%	1
TRITENN LLC		1			1
UNITYPOINT HEALTH TRINITY			1	100%	1
PRIME HEALTHCARE SERVICES		1			1
Linley Park Rehabilitation & Healthcare Center		1			1
COLUMBIA CREST CARE & RAHAB		1			1
FOUNDATION LABORATORY			1	100%	1
Perham Living			1	100%	1
MEMORIALCARE LONG BEACH MEDICAL CENTER			1	100%	1
VIRTUA HEALTH AND REHABILITATION		1			1
Kroger 683 - The Little Clinic Foothills Plaza		1			1
KENT		1			1
BROOKS REHAB			1	100%	1
HEALTHCARE AND REHAB OF SANFORD			1	100%	1
HOSPITAL METROPOLITANO SAN GERMAN			1	100%	1
CARROLL UNIVERSITY STUDENT HEALTH CENTER		1			1
URGENT CARE OF KANSAS CITY			1	100%	1
PALACE CARE AND REHAB		1			1
LP ELIZABETHTON		1			1
CVS NY2297002CV NEW YORK			1	100%	1
KROGER 915 - THE LITTLE CLINIC ANDERSON			1	100%	1
GATEWAY HEALTHCARE, PC			1	100%	1
INDIAN RIDGE		1			1
SAINT JOSEPH'S HOSPITAL AND MEDICAL CENTER		1			1
Mason Health and Rehab		1			1
MERRILL GARDENS AT CHAMPIONSGATE			1	100%	1
TITUS REGIONAL MEDICAL CENTER			1	100%	1
NORTH COUNTY MEDICAL LAB			1	100%	1
NORTH BROWARD MEDICAL CENTER			1	100%	1
ATLANTA PLUS URGENT CARE, LLC			1	100%	1
KIDZ FAMILY CARE			1	100%	1
DONALSONVILLE HOSPITAL			1	100%	1
TARRYTOWN PHARMACY			1	100%	1
PHYSICIANS LAB INC			1	100%	1
WALK IN FAMILY MEDICINE CENTER			1	100%	1
St. Patrick's Manor		1			1
FORT HUDSON NURSING CENTER		1			1
MIDWEST COVENANT HOME, INC		1			1
BAYLOR SCOTT AND WHITE MEDICAL CENTER -CENTENNIAL			1	100%	1
LOUIS STOKES CLEVELAND VA MEDICAL CENTER			1	100%	1
Walgreens #19992		1			1
JUP Serology SubSection			1	100%	1

COVID-19: testing by laboratory

Data through May 20, 2021 verified as of May 21, 2021 at 09:25 AM

Data in this report are provisional and subject to change.

The numbers in the table below represent the number of Florida and non-Florida residents for whom test results were received by the Department of Health. A person can be tested by more than one laboratory and can have both positive and negative results. **Therefore, the sum of the numbers in each column will be larger than the total number of people tested.**

Reporting lab	Inconclusive	Negative	Positive	Percent positive	Total
Triboro Center		1			1
ATHENS LIMESTONE HOSPITAL		1			1
ST. PETERSBURG PEDIATRICS-SEMINOLE			1	100%	1
SUNCOAST PRIMARY CARE LLC			1	100%	1
EUROFINS VIRACOR			1	100%	1
Niles Nursing and Rehab. Center		1			1
BEAUMONT REFERENCE LABORATORY			1	100%	1
ASSOCIATESMD			1	100%	1
STEPHEN G NELSON MD PA			1	100%	1
WILLOWBROOKE COURT AT MATTHEWS GLEN		1			1
KETAMINE HEALTH CENTERS OF WEST PALM BEACH LLC		1			1
PRIORITY CARE LLC			1	100%	1
COLER REHABILITATION AND NURSING CARE		1			1
Alexandria Place		1			1
RAPID CITY REGIONAL HOSPITAL -579 ATTN. LABORATORY		1			1
BMC/NASSAU			1	100%	1
RIVIERA BEACH HEALTH CENTER LAB			1	100%	1
OAKWOOD HOSPITAL - DEARBORN LAB			1	100%	1
DOCTORS HEARING			1	100%	1
Kroger 368 - The Little Clinic Frankfort West		1			1
CHILDREN'S HOSPITAL OF CHICAGO			1	100%	1
Peninsula Nursing and Rehabilitation Center		1			1
SUMMIT URGENT CARE EAST POINT		1			1
ADVANCED INDIVIDUALIZED MEDICINE OF NAPLES			1	100%	1
NORTHERN KENTUCKY HEALTH DEPARTMENT			1	100%	1
Senior Rehab & Recovery Center at Limestone Health Facility		1			1
Victory Health and Rehabilitation			1	100%	1
WINTER GARDEN CHILDREN'S HEALTH CENTERS			1	100%	1
BELMONT VILLAGE AT JOHNS CREEK		1			1
MY URGENT CARE CLINIC			1	100%	1
MEMORIAL HERMANN MEDICAL GROUP-ATASCOCITA PEDS			1	100%	1
SONORAN DESERT PATHOLOGY			1	100%	1
BATESVILLE - SHERWOOD URGENT CARE			1	100%	1
NHC Chattanooga			1	100%	1
RIVERSIDE PEDIATRIC GROUP, INC		1			1
CVS TN6394POCT BRENTWOOD		1			1
CENTRAL FLA PEDIATRIC URGENT CARE LLC		1			1
Seal Rock Healthcare		1			1
HERITAGE HEALTHCARE CENTER AT TALLAHASSEE			1	100%	1
HAYS CLINICAL LAB			1	100%	1
WMC HEALTH GROUP INC			1	100%	1
APPLECARE URGENT CARE JESUP			1	100%	1
INTERNAL MEDICINE ASSOCIATES		1			1
FREEPORT ER DOX URGENT CARE		1			1
St. Cloud VA Health Care System		1			1
PHYSICIANS ASSOCIATES			1	100%	1

COVID-19: testing by laboratory

Data through May 20, 2021 verified as of May 21, 2021 at 09:25 AM

Data in this report are provisional and subject to change.

The numbers in the table below represent the number of Florida and non-Florida residents for whom test results were received by the Department of Health. A person can be tested by more than one laboratory and can have both positive and negative results. **Therefore, the sum of the numbers in each column will be larger than the total number of people tested.**

Reporting lab	Inconclusive	Negative	Positive	Percent positive	Total
Maple Lane Nursing Home		1			1
ORDRS, INC.			1	100%	1
Eagle Point Health Care Center		1			1
CVS IL2297652CV CHICAGO		1			1
PALMETTO LANDING			1	100%	1
Total	108,764	20,674,344	2,984,961	13%	23,768,069