

# COVID-19: summary of cases and monitoring

Data through May 24, 2021 verified as of May 25, 2021 at 09:25 AM

Data in this report are provisional and subject to change.

## Cases: people with positive PCR or antigen test result

<b>Total cases</b>	<b>2,313,815</b>
Florida residents	2,270,571
Non-Florida residents	43,244
<b>Type of testing</b>	
Florida residents	2,270,571
Positive by BPHL/CDC	82,928
Positive by commercial/hospital lab	2,187,643
PCR positive	1,807,201
Antigen positive	463,370
Non-Florida residents	43,244
Positive by BPHL/CDC	1,033
Positive by commercial/hospital lab	42,211
PCR positive	29,453
Antigen positive	13,791
<b>Characteristics</b>	
Florida residents hospitalized	94,401
Florida resident deaths	36,581
Non-Florida resident deaths	735

Hospitalized counts include anyone who was hospitalized at some point during their illness. It does not reflect the number of people currently hospitalized.

More information on deaths identified through death certificate data is available on the National Center for Health Statistics website at [www.cdc.gov/nchs/nvss/vsrr/COVID19/index.htm](http://www.cdc.gov/nchs/nvss/vsrr/COVID19/index.htm).

## Cases: people with positive PCR or antigen test result

### Risk factors for Florida residents

Traveled	18,284
Contact with a known case	912,942
Traveled and contact with a known case	24,712
Neither	1,314,633
No travel and no contact	277,258
Travel is unknown	733,187
Contact is unknown	506,249
Contact is pending	461,188

Travel can be unknown and contact can be unknown or pending for the same case, these numbers will sum to more than the "neither" total.

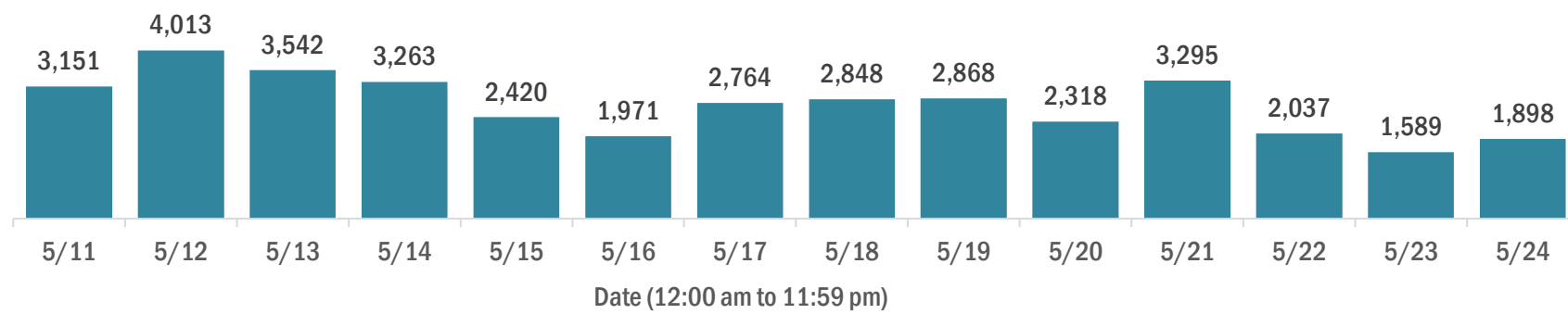
# COVID-19: summary of laboratory testing

Data through May 24, 2021 verified as of May 25, 2021 at 09:25 AM

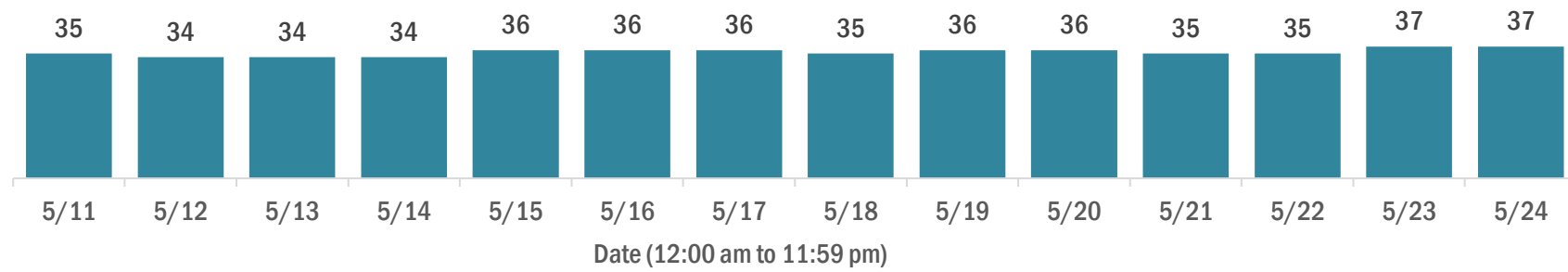
Data in this report are provisional and subject to change.

## Cases in Florida residents per day for the past 2 weeks

### Number of cases per day



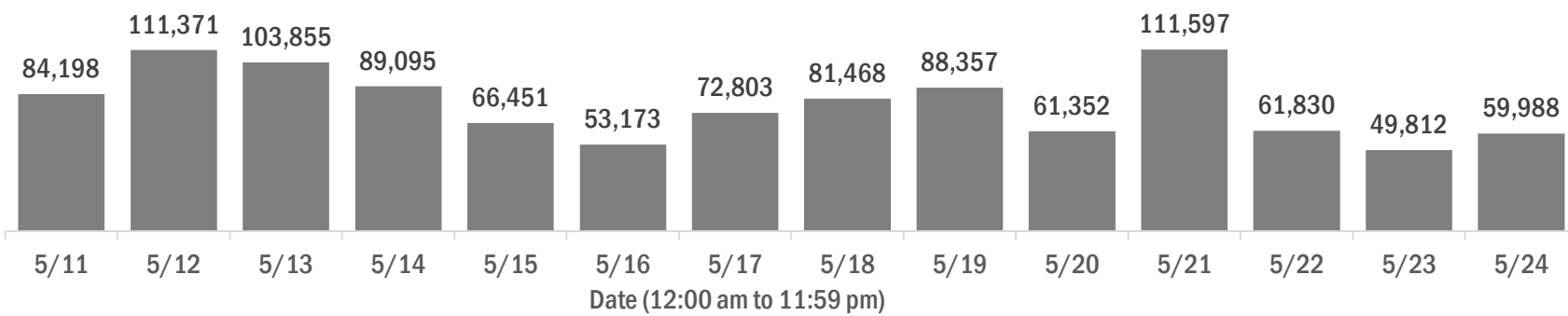
### Median age of cases by day



## Laboratory testing for Florida residents over the past 2 weeks

### Number of Florida residents tested per day

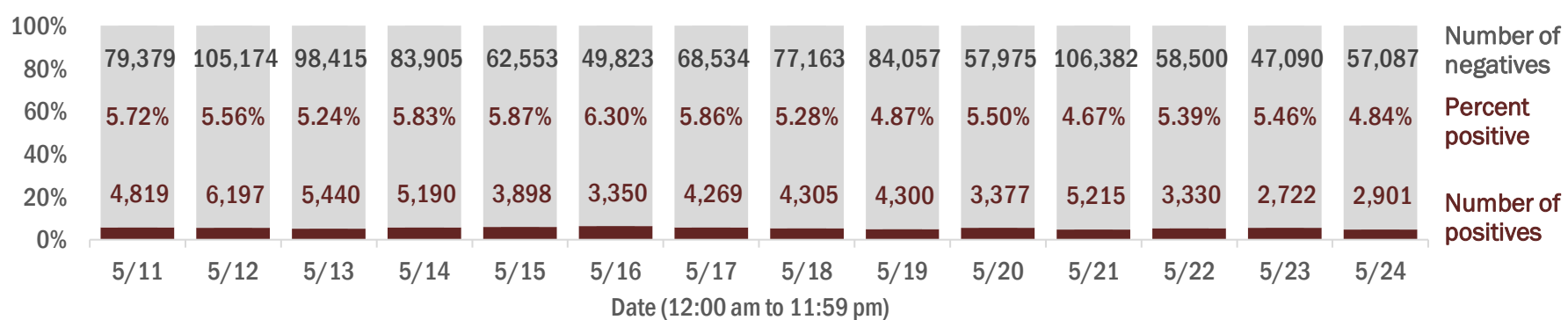
These counts include the number of people for whom the Department received PCR or antigen laboratory results by day. People tested on multiple days will be included for each day a new result was received. A person is only counted once for each day they are tested, regardless of whether multiple specimens are tested or multiple results are received.



### Number and percent of Florida residents with positive test results

The percent of positive results ranged from 4.67% to 6.30% over the past 2 weeks and was 4.84% yesterday.

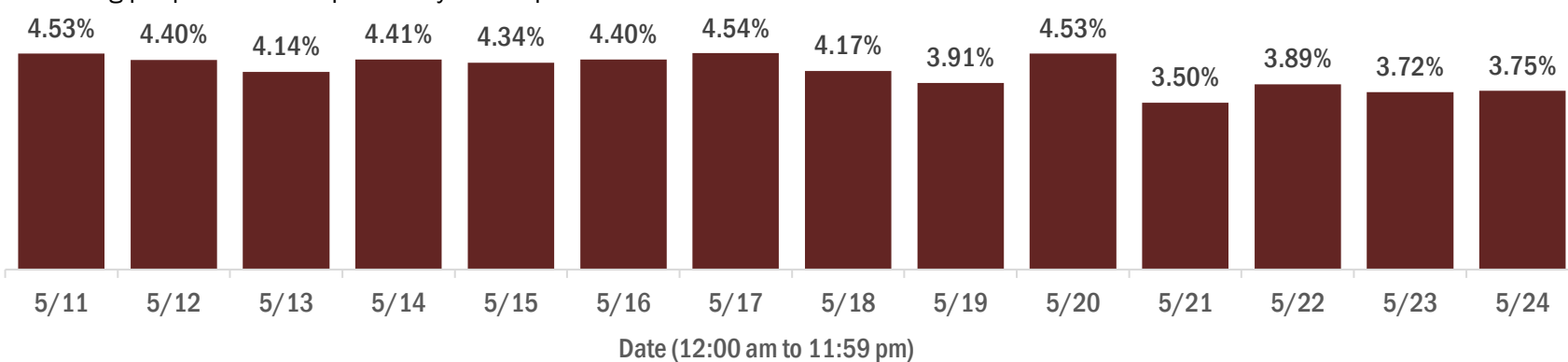
These counts include the number of people for whom the Department received PCR or antigen laboratory results by day. People tested on multiple days will be included for each day a new result was received. A person is only counted once for each day they are tested, regardless of whether multiple specimens are tested or multiple results are received. If a person has a positive specimen and a negative specimen in the same day, only the positive result is counted.



### Percent positivity for new cases in Florida residents

The percent of positive results ranged from 3.50% to 4.54% over the past 2 weeks and was 3.75% yesterday.

This percent is the number of people who test PCR- or antigen-positive for the first time divided by all the people tested that day, excluding people who have previously tested positive.



# COVID-19: characteristics of 2,270,571 Florida resident cases

Data through May 24, 2021 verified as of May 25, 2021 at 09:25 AM

Data in this report are provisional and subject to change.

Age group	Cases	Hospitalizations	Deaths
0-4 years	49,128	653	2
5-14 years	153,659	654	5
15-24 years	355,283	2,424	53
25-34 years	399,471	4,761	220
35-44 years	355,271	7,074	599
45-54 years	344,051	10,934	1,491
55-64 years	293,473	16,356	4,121
65-74 years	176,852	19,515	7,838
75-84 years	96,785	19,279	11,033
85+ years	44,911	12,743	11,219
Unknown	1,687	8	0
<b>Total</b>	<b>2,270,571</b>	<b>94,401</b>	<b>36,581</b>

Gender	Cases
Female	1,187,696
Male	1,062,395
Unknown	20,480
<b>Total</b>	<b>2,270,571</b>

Ethnicity	Cases	Hospitalizations	Deaths
Hispanic	741,656	24,003	8,613
Non-Hispanic	1,120,466	66,208	25,715
Unknown	408,449	4,190	2,253
<b>Total</b>	<b>2,270,571</b>	<b>94,401</b>	<b>36,581</b>

Race and ethnicity	Cases	Hospitalizations	Deaths
White	1,299,871	62,004	26,744
Hispanic	493,516	17,151	6,870
Non-Hispanic	715,056	43,099	18,731
Unknown	91,299	1,754	1,143
Black	303,179	19,644	5,916
Hispanic	18,143	852	242
Non-Hispanic	262,541	18,416	5,496
Unknown	22,495	376	178
Other race	356,975	10,401	2,921
Hispanic	179,754	5,490	1,312
Non-Hispanic	123,529	4,429	1,382
Unknown	53,692	482	227
Unknown race	310,546	2,352	1,000
Hispanic	50,243	510	189
Non-Hispanic	19,340	264	106
Unknown	240,963	1,578	705
<b>Total</b>	<b>2,270,571</b>	<b>94,401</b>	<b>36,581</b>

**Hospitalization** counts include anyone who was hospitalized at some point during their illness. It does not reflect the number of people currently hospitalized. **Other race** includes any person with a race of American Indian/Alaskan native, Asian, native Hawaiian/Pacific Islander, or other.

# COVID-19: deaths in Florida residents and staff of long-term care facilities

Data through May 24, 2021 verified as of May 25, 2021 at 09:25 AM

Data in this report are provisional and subject to change.

For current cases in residents or staff of long-term care facilities, please visit: <https://floridahealthcovid19.gov/>

County	Deaths		County	Deaths		County	Deaths	
Palm Beach	1086	9%	Okaloosa	167	1%	Madison	20	0%
Dade	1027	9%	Hernando	162	1%	Calhoun	18	0%
Pinellas	912	8%	Osceola	143	1%	Flagler	17	0%
Broward	718	6%	Charlotte	139	1%	Gulf	17	0%
Hillsborough	597	5%	Indian River	126	1%	Wakulla	16	0%
Duval	458	4%	Clay	123	1%	Bradford	14	0%
Polk	438	4%	Leon	101	1%	Washington	13	0%
Brevard	421	4%	Highlands	98	1%	Baker	12	0%
Orange	409	4%	Bay	96	1%	Holmes	12	0%
Sarasota	403	4%	Jackson	89	1%	Jefferson	12	0%
Lee	352	3%	St. Johns	89	1%	Gadsden	10	0%
Marion	334	3%	Alachua	82	1%	Lafayette	10	0%
Volusia	304	3%	Santa Rosa	82	1%	Franklin	9	0%
Escambia	287	3%	Suwannee	60	1%	Levy	7	0%
St. Lucie	248	2%	Columbia	52	0%	Desoto	6	0%
Seminole	237	2%	Putnam	45	0%	Dixie	5	0%
Lake	228	2%	Sumter	44	0%	Monroe	5	0%
Pasco	228	2%	Nassau	34	0%	Taylor	3	0%
Collier	197	2%	Walton	30	0%	Hardee	2	0%
Manatee	195	2%	Hendry	29	0%	Hamilton	1	0%
Citrus	177	2%	Okeechobee	24	0%	Liberty	1	0%
Martin	173	2%	Gilchrist	21	0%	Total	11,475	

**Note:** cases are summarized by the county of usual residence. Residents and staff may be cases associated with facilities that are not in their county of usual residence, resulting in cases being included below for counties that do not have facilities with known cases.

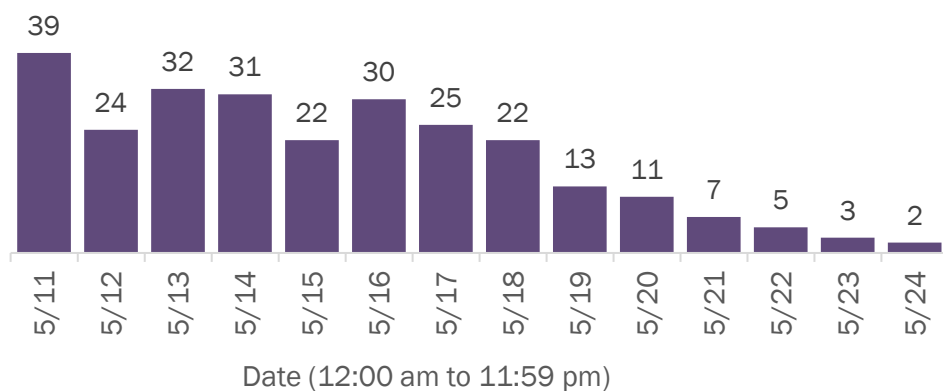
# COVID-19: cases in Florida residents who have died

Data through May 24, 2021 verified as of May 25, 2021 at 09:25 AM

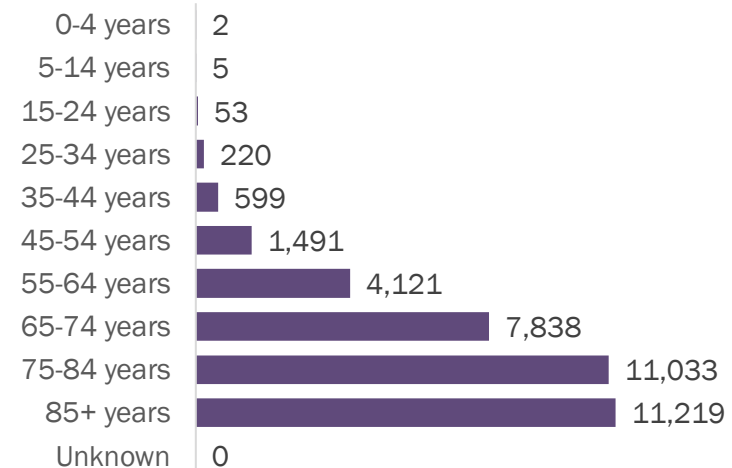
Data in this report are provisional and subject to change.

Demographics for all identified COVID-19 deaths: 36,581

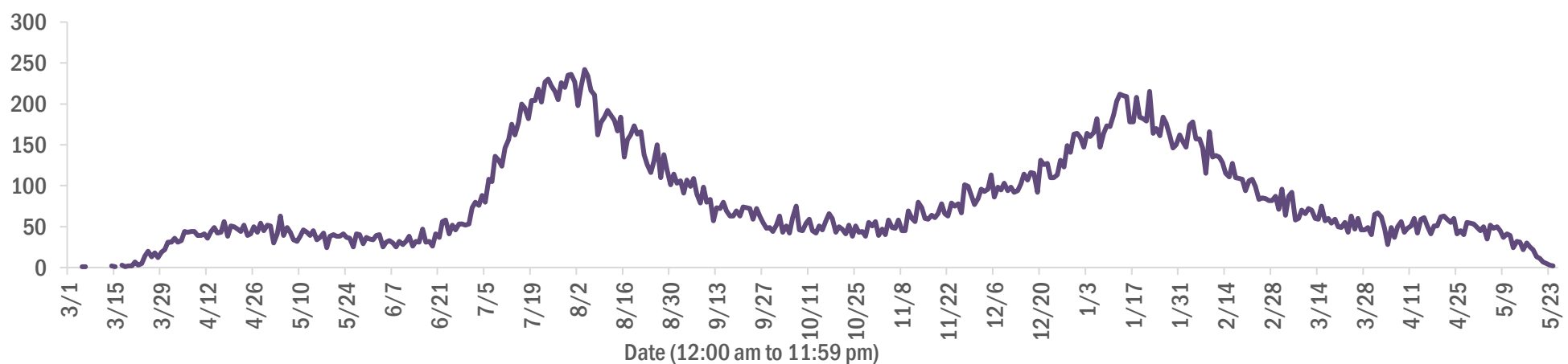
Deaths by date of death for the past 2 weeks



Deaths by age group



Deaths by date of death since March 2020



Age group	Deaths	Cases	Case fatality rate	Mortality rate per 100,000 population
0-4 years	2	49,128	0.0%	0.2
5-14 years	5	153,659	0.0%	0.2
15-24 years	53	355,283	0.0%	2.1
25-34 years	220	399,471	0.1%	7.8
35-44 years	599	355,271	0.2%	23.0
45-54 years	1,491	344,051	0.4%	53.5
55-64 years	4,121	293,473	1.4%	142.5
65-74 years	7,838	176,852	4.4%	323.0
75-84 years	11,033	96,785	11.4%	785.7
85+ years	11,219	44,911	25.0%	1942.6
Unknown	0	1,687	0.0%	
<b>Total</b>	<b>36,581</b>	<b>2,270,571</b>	<b>1.6%</b>	<b>169.4</b>

Race	Deaths	Cases	Case fatality rate	Mortality rate per 100,000 population
White	26,744	1,299,871	2.1%	160.2
Other	2,921	356,975	0.8%	234.7
Black	5,916	303,179	2.0%	161.8
Unknown	1,000	310,546	0.3%	
<b>Total</b>	<b>36,581</b>	<b>2,270,571</b>	<b>1.6%</b>	<b>169.4</b>

Gender	Deaths	Cases	Case fatality rate	Mortality rate per 100,000 population
Male	20,503	1,062,395	1.9%	194.2
Female	16,078	1,187,696	1.4%	145.6
Unknown	0	20,480	0.0%	
<b>Total</b>	<b>36,581</b>	<b>2,270,571</b>	<b>1.6%</b>	<b>169.4</b>

Ethnicity	Deaths	Cases	Case fatality rate	Mortality rate per 100,000 population
Non-Hispanic	25,715	1,120,466	2.3%	161.5
Hispanic	8,613	741,656	1.2%	151.7
Unknown	2,253	408,449	0.6%	
<b>Total</b>	<b>36,581</b>	<b>2,270,571</b>	<b>1.6%</b>	<b>169.4</b>

# COVID-19: characteristics of 2,270,571 cases

Data through May 24, 2021 verified as of May 25, 2021 at 09:25 AM

Data in this report are provisional and subject to change.

Tables below include cases in Florida residents and non-Florida residents.

All 67 Florida counties have cases:

County	FL resident cases	Non-FL resident cases	Total cases	FL resident deaths	FL death rate	
Dade	492,406	22%	6,795	499,201	6,399	1.3%
Broward	240,959	11%	2,972	243,931	3,060	1.3%
Palm Beach	145,202	6%	2,668	147,870	2,855	2.0%
Orange	139,736	6%	2,284	142,020	1,294	0.9%
Hillsborough	140,807	6%	1,207	142,014	1,812	1.3%
Duval	98,582	4%	1,629	100,211	1,476	1.5%
Pinellas	79,114	3%	2,006	81,120	1,657	2.1%
Lee	70,869	3%	2,330	73,199	1,005	1.4%
Polk	70,122	3%	495	70,617	1,372	2.0%
Osceola	45,045	2%	813	45,858	523	1.2%
Volusia	43,779	2%	776	44,555	833	1.9%
Brevard	41,975	2%	741	42,716	894	2.1%
Pasco	42,236	2%	358	42,594	778	1.8%
Manatee	38,787	2%	886	39,673	685	1.8%
Collier	35,459	2%	1,432	36,891	542	1.5%
Escambia	32,839	1%	3,697	36,536	700	2.1%
Seminole	34,822	2%	266	35,088	509	1.5%
Sarasota	31,927	1%	1,592	33,519	833	2.6%
Leon	31,759	1%	945	32,704	328	1.0%
Marion	31,620	1%	170	31,790	980	3.1%
Lake	30,287	1%	561	30,848	646	2.1%
St. Lucie	27,043	1%	201	27,244	651	2.4%
Alachua	25,007	1%	316	25,323	281	1.1%
St. Johns	22,851	1%	312	23,163	221	1.0%
Okaloosa	20,592	1%	237	20,829	366	1.8%
Bay	19,700	1%	826	20,526	396	2.0%
Clay	19,107	1%	53	19,160	345	1.8%
Santa Rosa	18,219	1%	261	18,480	291	1.6%
Hernando	14,345	1%	114	14,459	477	3.3%
Charlotte	13,084	1%	217	13,301	437	3.3%
Indian River	12,661	1%	110	12,771	305	2.4%
Martin	12,396	1%	242	12,638	328	2.6%
Citrus	11,229	0%	99	11,328	461	4.1%
Sumter	9,348	0%	110	9,458	279	3.0%
Highlands	8,640	0%	97	8,737	364	4.2%

County	FL resident cases	Non-FL resident cases	Total cases	FL resident deaths	FL death rate	
Nassau	8,117	0%	452	8,569	126	1.6%
Columbia	8,188	0%	46	8,234	169	2.1%
Walton	7,004	0%	889	7,893	88	1.3%
Flagler	7,348	0%	102	7,450	110	1.5%
Monroe	6,672	0%	409	7,081	50	0.7%
Putnam	6,635	0%	24	6,659	156	2.4%
Jackson	6,207	0%	73	6,280	158	2.5%
Gadsden	5,741	0%	17	5,758	99	1.7%
Suwannee	5,350	0%	29	5,379	138	2.6%
Hendry	4,818	0%	17	4,835	85	1.8%
Desoto	4,387	0%	28	4,415	96	2.2%
Okeechobee	4,093	0%	54	4,147	89	2.2%
Levy	3,525	0%	9	3,534	55	1.6%
Baker	3,513	0%	19	3,532	61	1.7%
Wakulla	3,496	0%	14	3,510	56	1.6%
Hardee	3,232	0%	15	3,247	45	1.4%
Unknown	56	0%	3,001	3,057	0	0.0%
Bradford	3,030	0%	13	3,043	57	1.9%
Taylor	2,744	0%	5	2,749	48	1.7%
Washington	2,726	0%	21	2,747	52	1.9%
Holmes	2,243	0%	33	2,276	49	2.2%
Madison	2,055	0%	28	2,083	45	2.2%
Gulf	1,952	0%	24	1,976	45	2.3%
Union	1,837	0%	1	1,838	74	4.0%
Calhoun	1,701	0%	3	1,704	45	2.6%
Hamilton	1,620	0%	20	1,640	25	1.5%
Gilchrist	1,626	0%	5	1,631	44	2.7%
Dixie	1,620	0%	4	1,624	24	1.5%
Lafayette	1,623	0%	0	1,623	26	1.6%
Jefferson	1,493	0%	26	1,519	28	1.9%
Franklin	1,316	0%	40	1,356	20	1.5%
Liberty	1,081	0%	1	1,082	16	1.5%
Glades	968	0%	4	972	19	2.0%
<b>Total</b>	<b>2,270,571</b>	<b>43,244</b>	<b>2,313,815</b>	<b>36,581</b>	<b>1.6%</b>	



# COVID-19: characteristics of 2,270,571 Florida resident cases

Data through May 24, 2021 verified as of May 25, 2021 at 09:25 AM

Data in this report are provisional and subject to change.

The table below includes the cities and counties of residence for cases in Florida residents based on the patient's ZIP Code.

Note that city is not always received as part of the initial notification and may be missing while the case is being investigated.

City and county	Cases
Miami, Dade	285,771
Orlando, Orange	103,918
Jacksonville, Duval	92,720
Tampa, Hillsborough	81,722
Hialeah, Dade	68,791
Fort Lauderdale, Broward	50,899
Hollywood, Broward	45,595
West Palm Beach, Palm Beach	35,540
Kissimmee, Osceola	34,597
Tallahassee, Leon	30,679
Homestead, Dade	30,362
Naples, Collier	29,918
Saint Petersburg, Pinellas	28,736
Pensacola, Escambia	27,395
Fort Myers, Lee	27,090
Bradenton, Manatee	25,249
Boca Raton, Palm Beach	24,658
Lakeland, Polk	24,252
Ocala, Marion	23,203
Pompano Beach, Broward	22,631
Gainesville, Alachua	19,832
Sarasota, Sarasota	19,641
Cape Coral, Lee	18,538
Port Saint Lucie, St. Lucie	18,061
Lake Worth, Palm Beach	17,483
Miami Beach, Dade	16,332
Miramar, Broward	15,740
Clearwater, Pinellas	15,617
Coral Springs, Broward	14,403
Boynton Beach, Palm Beach	14,121
Doral, Dade	13,970
Miami Gardens, Dade	13,321
Panama City, Bay	12,497
Saint Augustine, St. Johns	12,216
Melbourne, Brevard	11,877
Lehigh Acres, Lee	11,760
Winter Haven, Polk	11,727
Riverview, Hillsborough	10,960
Davie, Broward	10,806
Delray Beach, Palm Beach	10,777
Palm Bay, Brevard	9,993
Vero Beach, Indian River	9,763
New Port Richey, Pasco	9,722
Sunrise, Broward	9,464
Saint Cloud, Osceola	9,056
Milton, Santa Rosa	8,826
Fort Pierce, St. Lucie	8,801
Spring Hill, Hernando	8,643
Daytona Beach, Volusia	8,623
Largo, Pinellas	8,617
Apopka, Orange	8,605
Coral Gables, Dade	8,564
Plantation, Broward	8,477
North Miami Beach, Dade	8,400
Davenport, Polk	8,333
Clermont, Lake	8,283
Brandon, Hillsborough	8,212
Deltona, Volusia	7,884
Sanford, Seminole	7,855

# COVID-19: characteristics of 2,270,571 Florida resident cases

Data through May 24, 2021 verified as of May 25, 2021 at 09:25 AM

Data in this report are provisional and subject to change.

The table below includes the cities and counties of residence for cases in Florida residents based on the patient's ZIP Code.

Note that city is not always received as part of the initial notification and may be missing while the case is being investigated.

City and county	Cases
Orange Park, Clay	7,747
Plant City, Hillsborough	7,671
Jupiter, Palm Beach	7,528
Weston, Broward	7,463
Lake City, Columbia	7,430
Deerfield Beach, Broward	7,019
Winter Garden, Orange	6,763
Tamarac, Broward	6,494
Port Charlotte, Charlotte	6,427
Wesley Chapel, Pasco	6,248
Palm Coast, Flagler	6,184
Coconut Creek, Broward	6,123
Margate, Broward	5,986
Stuart, Martin	5,899
Land O Lakes, Pasco	5,888
Deland, Volusia	5,861
Palm Beach Gardens, Palm Beach	5,782
Fort Walton Beach, Okaloosa	5,688
Wellington, Palm Beach	5,644
Oviedo, Seminole	5,595
Palm Harbor, Pinellas	5,589
Palmetto, Manatee	5,568
Winter Park, Orange	5,566
Crestview, Okaloosa	5,469
Altamonte Springs, Seminole	5,268
Lutz, Hillsborough	5,258
Port Orange, Volusia	5,058
Valrico, Hillsborough	5,038
Opa Locka, Dade	4,987
Haines City, Polk	4,938
North Port, Sarasota	4,936
Brooksville, Hernando	4,884
Middleburg, Clay	4,814
Pembroke Pines, Broward	4,799
Venice, Sarasota	4,798
Miami Lakes, Dade	4,794
Hallandale, Broward	4,776
Punta Gorda, Charlotte	4,689
Sebring, Highlands	4,639
Leesburg, Lake	4,590
Ocoee, Orange	4,528
Zephyrhills, Pasco	4,406
Saint Johns, St. Johns	4,335
Ormond Beach, Volusia	4,309
Seminole, Pinellas	4,307
The Villages, Sumter	4,288
Arcadia, Desoto	4,272
Bonita Springs, Lee	4,246
Pinellas Park, Pinellas	4,157
Live Oak, Suwannee	4,134
Okeechobee, Okeechobee	4,079
North Lauderdale, Broward	4,056
Longwood, Seminole	4,036
North Miami, Dade	4,010
Ruskin, Hillsborough	4,004
Immokalee, Collier	3,953
Cocoa, Brevard	3,928
Windermere, Orange	3,903
Navarre, Santa Rosa	3,803



# COVID-19: characteristics of 2,270,571 Florida resident cases

Data through May 24, 2021 verified as of May 25, 2021 at 09:25 AM

Data in this report are provisional and subject to change.

The table below includes the cities and counties of residence for cases in Florida residents based on the patient's ZIP Code.

Note that city is not always received as part of the initial notification and may be missing while the case is being investigated.

City and county	Cases
Casselberry, Seminole	3,720
Port Richey, Pasco	3,537
Hudson, Pasco	3,519
Titusville, Brevard	3,485
Niceville, Okaloosa	3,412
Gulf Breeze, Santa Rosa	3,389
Lake Worth Beach, Palm Beach	3,382
North Fort Myers, Lee	3,338
Dade City, Pasco	3,324
Winter Springs, Seminole	3,294
Key West, Monroe	3,292
Cantonment, Escambia	3,289
Panama City Beach, Bay	3,266
Oakland Park, Broward	3,218
Bartow, Polk	3,202
Jacksonville Beach, Duval	3,195
Lake Mary, Seminole	3,188
Aventura, Dade	3,185
Kissimmee, Polk	3,154
Crawfordville, Wakulla	3,140
Auburndale, Polk	3,094
New Smyrna Beach, Volusia	3,091
Palatka, Putnam	3,054
Quincy, Gadsden	3,047
Lake Wales, Polk	3,043
Merritt Island, Brevard	2,951
Green Cove Springs, Clay	2,920
Tarpon Springs, Pinellas	2,907
Fernandina Beach, Nassau	2,866
Ponte Vedra Beach, St. Johns	2,847
Parkland, Broward	2,806
Cutler Ridge, Dade	2,758
Inverness, Citrus	2,702
Loxahatchee, Palm Beach	2,702
Eustis, Lake	2,679
Wimauma, Hillsborough	2,664
Holiday, Pasco	2,618
Cooper City, Broward	2,607
Estero, Lee	2,596
Belle Glade, Palm Beach	2,585
Perry, Taylor	2,574
Lynn Haven, Bay	2,559
Royal Palm Beach, Palm Beach	2,552
Dunedin, Pinellas	2,543
Clewiston, Hendry	2,490
Fleming Island, Clay	2,483
Marianna, Jackson	2,479
Sarasota, Manatee	2,454
Santa Rosa Beach, Walton	2,446
Key Biscayne, Dade	2,446
Parrish, Manatee	2,411
Rockledge, Brevard	2,400
Riviera Beach, Palm Beach	2,348
Odessa, Hillsborough	2,341
Seffner, Hillsborough	2,322
Palm City, Martin	2,228
Avon Park, Highlands	2,222
Mulberry, Polk	2,218
Defuniak Springs, Walton	2,214

# COVID-19: characteristics of 2,270,571 Florida resident cases

Data through May 24, 2021 verified as of May 25, 2021 at 09:25 AM

Data in this report are provisional and subject to change.

The table below includes the cities and counties of residence for cases in Florida residents based on the patient's ZIP Code.

Note that city is not always received as part of the initial notification and may be missing while the case is being investigated.

City and county	Cases
Mount Dora, Lake	2,209
Labelle, Hendry	2,164
Groveland, Lake	2,137
Destin, Okaloosa	2,126
Chipley, Washington	2,114
Tavares, Lake	2,095
Orange City, Volusia	2,063
Starke, Bradford	2,050
Lithia, Hillsborough	2,048
Pincrest, Dade	1,994
Summerfield, Marion	1,958
Maitland, Orange	1,957
Yulee, Nassau	1,952
Wauchula, Hardee	1,914
Palmetto Bay, Dade	1,859
Sebastian, Indian River	1,818
Dania, Broward	1,784
Homosassa, Citrus	1,776
Lady Lake, Lake	1,773
Callahan, Nassau	1,762
Macclenny, Baker	1,727
Ponte Vedra, St. Johns	1,723
Gibsonton, Hillsborough	1,684
Edgewater, Volusia	1,670
Crystal River, Citrus	1,667
Carol City, Dade	1,664
Oldsmar, Pinellas	1,637
Dover, Hillsborough	1,634
Lake Placid, Highlands	1,629
Missing, Dade	1,614
Apollo Beach, Hillsborough	1,610
Bonifay, Holmes	1,603
Hobe Sound, Martin	1,598
Debary, Volusia	1,591
Mayo, Lafayette	1,590
Coconut Grove, Dade	1,581
Florida City, Dade	1,573
Palm Springs, Palm Beach	1,536
Pace, Santa Rosa	1,514
Sun City Center, Hillsborough	1,500
Crossings, Dade	1,491
Dunnellon, Marion	1,489
Atlantic Beach, Duval	1,455
Lake Butler, Union	1,426
Lantana, Palm Beach	1,418
Belleview, Marion	1,396
Alachua, Alachua	1,382
North Palm Beach, Palm Beach	1,371
Monticello, Jefferson	1,365
Biscayne Park, Dade	1,355
Madison, Madison	1,355
Williston, Levy	1,310
Safety Harbor, Pinellas	1,295
Ellenton, Manatee	1,294
Indiantown, Martin	1,294
South Miami, Dade	1,279
Graceville, Jackson	1,255
Jensen Beach, Martin	1,248
Lauderhill, Broward	1,242

# COVID-19: characteristics of 2,270,571 Florida resident cases

Data through May 24, 2021 verified as of May 25, 2021 at 09:25 AM

Data in this report are provisional and subject to change.

The table below includes the cities and counties of residence for cases in Florida residents based on the patient's ZIP Code.

Note that city is not always received as part of the initial notification and may be missing while the case is being investigated.

City and county	Cases
Satellite Beach, Brevard	1,234
Newberry, Alachua	1,219
Lecanto, Citrus	1,217
Century, Escambia	1,185
Beverly Hills, Citrus	1,178
Englewood, Charlotte	1,167
Havana, Gadsden	1,155
Hilliard, Nassau	1,142
El Portal, Dade	1,120
Freeport, Walton	1,119
Trenton, Gilchrist	1,116
Wilton Manors, Broward	1,111
Wildwood, Sumter	1,109
Nokomis, Sarasota	1,108
Keystone Heights, Clay	1,083
Key Largo, Monroe	1,072
Blountstown, Calhoun	1,059
Bushnell, Sumter	1,058
Frostproof, Polk	1,053
Jasper, Hamilton	1,050
Lauderdale Lakes, Broward	1,037
Medley, Dade	1,027
Hernando, Citrus	1,015
Polk City, Polk	1,012
Wewahitchka, Gulf	1,007
Mary Esther, Okaloosa	997
Dunnellon, Citrus	984
Minneola, Lake	967
Sanderson, Baker	963
Fellsmere, Indian River	962
Spring Hill, Pasco	952
Shalimar, Okaloosa	933
Marco Island, Collier	932
Fisher Island, Dade	924
Everglades National Park, Dade	912
Port Saint Joe, Gulf	911
Moore Haven, Glades	902
Thonotosassa, Hillsborough	898
Trinity, Pasco	895
Sorrento, Lake	893
Chiefland, Levy	891
Cocoa Beach, Brevard	889
High Springs, Alachua	883
Fruitland Park, Lake	882
Pahokee, Palm Beach	880
Fort Meade, Polk	873
Coleman, Sumter	851
Englewood, Sarasota	848
South Bay, Palm Beach	844
Indialantic, Brevard	836
Bristol, Liberty	836
Cross City, Dixie	828
Glen Saint Mary, Baker	818
Southwest Ranches, Broward	815
Crescent City, Putnam	809
Umatilla, Lake	807
Marathon, Monroe	802
West Melbourne, Brevard	786
Interlachen, Putnam	767

# COVID-19: characteristics of 2,270,571 Florida resident cases

Data through May 24, 2021 verified as of May 25, 2021 at 09:25 AM

Data in this report are provisional and subject to change.

The table below includes the cities and counties of residence for cases in Florida residents based on the patient's ZIP Code.

Note that city is not always received as part of the initial notification and may be missing while the case is being investigated.

City and county	Cases
Miramar Beach, Walton	766
Lake Alfred, Polk	765
Fort Myers Beach, Lee	752
Chattahoochee, Gadsden	739
Weeki Wachee, Hernando	739
Old Town, Dixie	732
Bowling Green, Hardee	726
Jacksonville, St. Johns	712
Silver Springs, Marion	705
Olympia Heights, Dade	704
Uleta, Dade	701
South Daytona, Volusia	696
Lawtey, Bradford	686
Fort White, Columbia	686
Neptune Beach, Duval	683
Coral, Dade	679
Belle Isle, Orange	663
Surfside, Dade	661
Mascotte, Lake	658
Palm Beach, Palm Beach	653
Gulfport, Pinellas	636
Bronson, Levy	635
Bunnell, Flagler	628
Baker, Okaloosa	627
Clearwater Beach, Pinellas	616
Rotunda West, Charlotte	594
Mims, Brevard	577
Sneads, Jackson	577
Myakka City, Manatee	571
Hawthorne, Alachua	566
Jay, Santa Rosa	561
Alva, Lee	558
Dundee, Polk	552
Oxford, Sumter	550
Carrabelle, Franklin	542
Cape Canaveral, Brevard	541
Missing, Volusia	538
Oakland, Orange	534
Zolfo Springs, Hardee	533
Tavernier, Monroe	528
Citra, Marion	528
Ocklawaha, Marion	527
Florida State University, Leon	524
Indian Harbour Beach, Brevard	521
Melbourne Beach, Brevard	520
Bal Harbour, Dade	513
Sweetwater, Dade	512
Cottondale, Jackson	511
Flagler Beach, Flagler	505
Celebration, Osceola	500
Molino, Escambia	497
Webster, Sumter	497
Youngstown, Bay	493
Midway, Gadsden	492
East Palatka, Putnam	478
Bell, Gilchrist	467
Altha, Calhoun	455
Eagle Lake, Polk	452
De Leon Springs, Volusia	450

# COVID-19: characteristics of 2,270,571 Florida resident cases

Data through May 24, 2021 verified as of May 25, 2021 at 09:25 AM

Data in this report are provisional and subject to change.

The table below includes the cities and counties of residence for cases in Florida residents based on the patient's ZIP Code.

Note that city is not always received as part of the initial notification and may be missing while the case is being investigated.

City and county	Cases
Branford, Suwannee	445
Missing, Orange	440
Apalachicola, Franklin	439
West Miami, Dade	438
Archer, Alachua	433
Haverhill, Palm Beach	429
Osprey, Sarasota	421
Ave Maria, Collier	419
Floral City, Citrus	419
Chuluota, Seminole	413
Lake Park, Palm Beach	406
Tequesta, Palm Beach	405
Holly Hill, Volusia	405
Hastings, St. Johns	400
Centerville, Leon	396
Grand Island, Lake	392
Pierson, Volusia	388
Grand Ridge, Jackson	381
Montverde, Lake	376
Raiford, Union	376
Hallandale Beach, Broward	355
Malabar, Brevard	354
Indian Rocks Beach, Pinellas	353
Gotha, Orange	352
Bryceville, Nassau	348
Alafaya, Orange	346
Greenville, Madison	343
Fort McCoy, Marion	341
Satsuma, Putnam	339
Vernon, Washington	338
Lake Panasoffkee, Sumter	336
Elkton, St. Johns	335
Kenneth City, Pinellas	333
Sebastian, Brevard	324
Reddick, Marion	323
Malone, Jackson	323
Jennings, Hamilton	322
Melrose, Putnam	320
Eastpoint, Franklin	317
Anthony, Marion	315
Belleair, Pinellas	315
San Antonio, Pasco	313
Laurel Hill, Okaloosa	313
Greenacres, Palm Beach	309
Morriston, Levy	309
Geneva, Seminole	308
Valparaiso, Okaloosa	305
Winter Park, Seminole	305
Westville, Holmes	304
Lehigh, Lee	298
O Brien, Suwannee	297
Kindred, Osceola	289
Greenwood, Jackson	287
Fern Park, Seminole	284
Ponce De Leon, Holmes	278
University Of Central Fl, Orange	271
South Pasadena, Pinellas	270
Eglin Air Force Base, Okaloosa	268
Weirsdale, Marion	264

# COVID-19: characteristics of 2,270,571 Florida resident cases

Data through May 24, 2021 verified as of May 25, 2021 at 09:25 AM

Data in this report are provisional and subject to change.

The table below includes the cities and counties of residence for cases in Florida residents based on the patient's ZIP Code.

Note that city is not always received as part of the initial notification and may be missing while the case is being investigated.

City and county	Cases
Poinciana, Polk	263
Inlet Beach, Walton	263
Sanibel, Lee	261
Islamorada, Monroe	260
Edgewood, Orange	253
Cutler Bay, Dade	251
Fountain, Bay	248
White Springs, Hamilton	246
Longboat Key, Manatee	246
Lee, Madison	245
Southport, Bay	244
Saint James City, Lee	239
Gretna, Gadsden	237
Madeira Beach, Pinellas	232
Howey-In-The-Hills, Lake	231
Astatula, Lake	230
Hosford, Liberty	230
Wellborn, Suwannee	228
Lakewood Ranch, Manatee	227
Holt, Okaloosa	226
Juno Beach, Palm Beach	223
Lake Helen, Volusia	222
Lauderdale By The Sea, Broward	221
Atlantis, Palm Beach	220
Babson Park, Polk	219
Holmes Beach, Manatee	216
Mcdavid, Escambia	215
Altoona, Lake	213
Osteen, Volusia	213
Micanopy, Alachua	210
Bay Harbor Islands, Dade	209
Center Hill, Sumter	202
Zellwood, Orange	200
Sopchoppy, Wakulla	199
Azalea Park, Orange	198
Bokeelia, Lee	196
Alford, Jackson	194
Mcalpin, Suwannee	193
The Villages, Lake	192
Missing, Lee	187
Hypoluxo, Palm Beach	186
Viera, Brevard	186
Golden Beach, Dade	185
Odessa, Pasco	184
The Villages, Marion	183
Pomona Park, Putnam	182
Rocky Point, Hillsborough	180
Mangonia Park, Palm Beach	180
Paisley, Lake	176
Oak Hill, Volusia	176
Summerland Key, Monroe	173
Ponce Inlet, Volusia	171
University Of Fl, Alachua	168
University Of Miami, Dade	167
Grant-Valkaria, Brevard	166
Lutz, Pasco	166
Caryville, Washington	163
Sumterville, Sumter	163
Hollister, Putnam	162



# COVID-19: characteristics of 2,270,571 Florida resident cases

Data through May 24, 2021 verified as of May 25, 2021 at 09:25 AM

Data in this report are provisional and subject to change.

The table below includes the cities and counties of residence for cases in Florida residents based on the patient's ZIP Code.

Note that city is not always received as part of the initial notification and may be missing while the case is being investigated.

City and county	Cases
Bay Lake, Orange	161
Lockhart, Orange	157
Citrus Springs, Citrus	157
Big Pine Key, Monroe	157
Christmas, Orange	153
Inglis, Levy	152
Hiawassee, Orange	151
Lady Lake, Sumter	150
San Mateo, Putnam	150
Carrollwood, Hillsborough	150
Missing, Pinellas	145
West Park, Broward	144
Missing, St. Johns	141
Clair-Mel City, Hillsborough	140
University Of Central Florida, Orange	139
Baldwin, Duval	138
Lake Hamilton, Polk	137
Buena Ventura Lakes, Osceola	136
Harmony, Osceola	136
Missing, Sumter	134
Cloud Lake, Palm Beach	134
Kendall, Dade	134
Hampton, Bradford	133
Apopka, Seminole	132
Clarksville, Calhoun	132
Placida, Charlotte	129
Steinhatchee, Taylor	127
City Of Sunrise, Broward	126
Matlacha, Lee	125
Seville, Volusia	125
Belleair Beach, Pinellas	124
Temple Terrace, Hillsborough	122
Tierra Verde, Pinellas	121
Lighthouse Point, Broward	120
Sunny Isles Beach, Dade	120
Dania Beach, Broward	120
Barry University, Dade	119
Astor, Lake	118
Saint Leo, Pasco	116
Callaway, Bay	116
Dinsmore, Duval	115
Panacea, Wakulla	115
Hurlburt Field, Okaloosa	114
Cedar Key, Levy	113
Bradenton Beach, Manatee	111
Florahome, Putnam	110
Lamont, Jefferson	109
Canal Point, Palm Beach	108
Princeton, Dade	108
Brooker, Bradford	108
Missing, Lake	108
Florida Gulf Coast Univ, Lee	106
Tyndall Air Force Base, Bay	106
Waldo, Alachua	105
Fruit Cove, St. Johns	103
Kathleen, Polk	102
Barefoot Bay, Brevard	102
University Of South Florida, Hillsborough	99
Bascom, Jackson	98

# COVID-19: characteristics of 2,270,571 Florida resident cases

Data through May 24, 2021 verified as of May 25, 2021 at 09:25 AM

Data in this report are provisional and subject to change.

The table below includes the cities and counties of residence for cases in Florida residents based on the patient's ZIP Code.

Note that city is not always received as part of the initial notification and may be missing while the case is being investigated.

City and county	Cases
South Fort Myers, Lee	98
Ocean Ridge, Palm Beach	97
Lorida, Highlands	97
Crystal Beach, Pinellas	94
Pinetta, Madison	93
Maitland, Seminole	92
Fort Denaud, Hendry	92
F M, Lee	89
Missing, St. Lucie	89
Saint Pete Beach, Pinellas	88
Yalaha, Lake	88
Missing, Marion	86
Boca Grande, Lee	86
Welaka, Putnam	82
Patrick Air Force Base, Brevard	82
Wekiwa Springs, Seminole	80
Eatonville, Orange	80
Palma Ceia, Hillsborough	76
North Venice, Sarasota	76
Campbellton, Jackson	75
Miami Springs, Dade	73
Cudjoe Key, Monroe	73
Avon Park, Polk	73
Anna Maria, Manatee	72
Missing, Duval	72
Reunion, Osceola	71
Ochopee, Collier	71
Missing, Palm Beach	69
Air Mail Facility, Dade	69
Georgetown, Putnam	69
Missing, Pasco	69
Northdale, Hillsborough	68
Stock Island, Monroe	68
Felda, Hendry	68
Greensboro, Gadsden	68
Destin, Walton	67
Treasure Island, Pinellas	64
North Redington Beach, Pinellas	64
Micco, Brevard	62
Mexico Beach, Bay	62
University Of Tampa, Hillsborough	61
Duette, Manatee	60
Bellview, Escambia	59
Bonita Beach, Lee	59
Highland City, Polk	59
Miami, Broward	58
Lake Suzy, Desoto	58
Walnut Hill, Escambia	58
Orlando, Seminole	58
Okahumpka, Lake	58
Singer Island, Palm Beach	57
Green Acres, Palm Beach	56
Ona, Hardee	56
Miromar Lakes, Lee	55
Naranja, Dade	54
Enterprise, Volusia	54
Missing, Santa Rosa	54
Town N Country, Hillsborough	53
Stetson University, Volusia	53

# COVID-19: characteristics of 2,270,571 Florida resident cases

Data through May 24, 2021 verified as of May 25, 2021 at 09:25 AM

Data in this report are provisional and subject to change.

The table below includes the cities and counties of residence for cases in Florida residents based on the patient's ZIP Code.

Note that city is not always received as part of the initial notification and may be missing while the case is being investigated.

City and county	Cases
Heathrow, Seminole	53
Orlando, Dade	52
Aloma, Orange	52
Salt Springs, Marion	51
Terra Ceia, Manatee	51
Waverly, Polk	51
Intercession City, Osceola	51
Palm Beach Shores, Palm Beach	51
Missing, Broward	49
Florida International Univ, Dade	49
Eaton Park, Polk	49
Bayonet Point, Pasco	48
Cinco Bayou, Okaloosa	47
Kenansville, Osceola	47
Florence Villa, Polk	47
Missing, Hillsborough	47
Ridge Manor, Pasco	46
Sugarloaf Key, Monroe	46
Village Wellington, Palm Beach	45
Key Colony Beach, Monroe	45
Ebro, Washington	45
Miami Shores, Dade	45
Sewalls Point, Martin	44
Missing, Seminole	44
Orlando, Osceola	44
Lacoochee, Pasco	43
Gulf Breeze, Escambia	43
Manalapan, Palm Beach	43
Bradley, Polk	43
North Bay Village, Dade	43
Bayshore Gardens, Manatee	42
Missing, Brevard	42
Lakeshore, Polk	42
Village Of Wellington, Palm Beach	42
Poinciana, Osceola	41
Hialeah Gardens, Dade	41
Cortez, Manatee	41
Florida A And M University, Leon	41
Pine Hills, Orange	41
Saint Johns, Duval	40
Bonaventure, Broward	40
Eloise, Polk	39
Pasadena, Pinellas	39
Univ Of FI Student Dorms, Alachua	39
Jupiter, Martin	39
Ponte Vedra, Duval	39
Davenport, Osceola	39
Westlake, Palm Beach	39
Lealman, Pinellas	38
Bay Pines, Pinellas	38
Tice, Lee	38
Highland Beach, Palm Beach	37
Venus, Highlands	37
Lulu, Columbia	37
Orlando, Volusia	37
Orlando, Broward	37
Homeland, Polk	36
Palm Shores, Brevard	35
Pine Castle, Orange	35

# COVID-19: characteristics of 2,270,571 Florida resident cases

Data through May 24, 2021 verified as of May 25, 2021 at 09:25 AM

Data in this report are provisional and subject to change.

The table below includes the cities and counties of residence for cases in Florida residents based on the patient's ZIP Code.

Note that city is not always received as part of the initial notification and may be missing while the case is being investigated.

City and county	Cases
Orlando, Polk	35
Hallandale Beach, Broward	34
Flemington, Marion	34
Siesta Key, Sarasota	34
Sydney, Hillsborough	34
City Of Westlake, Palm Beach	34
Little Torch Key, Monroe	33
Dowling Park, Suwannee	33
Indian Lake Estates, Polk	33
Mcintosh, Marion	32
Kinard, Calhoun	32
Bagdad, Santa Rosa	32
Wekiva Springs, Seminole	32
Alturas, Polk	32
Palmdale, Glades	31
South Palm Beach, Palm Beach	31
Westchase, Hillsborough	31
Nocatee, Desoto	31
Homosassa Springs, Citrus	31
Missing, Citrus	30
Saint Marks, Wakulla	30
Missing, Manatee	30
Penney Farms, Clay	30
Pembroke Park, Broward	30
Missing, Indian River	29
Archer, Levy	29
Hawthorne, Putnam	29
Chokoloskee, Collier	29
Horseshoe Beach, Dixie	29
Bonita Springs, Collier	29
Sparr, Marion	28
Caryville, Holmes	28
Tangerine, Orange	28
New Smyrna, Volusia	28
Balm, Hillsborough	27
Orange Lake, Marion	27
Florida State, Leon	27
Long Key, Monroe	27
Redington Shores, Pinellas	26
Loughman, Polk	26
Labelle, Glades	26
Paxton, Walton	26
Earleton, Alachua	26
Fort Lauderdale, Dade	26
Orlando, Hillsborough	26
Tioga, Alachua	25
Missing, Monroe	25
Missing, Escambia	25
Wabasso, Indian River	25
Pensacola Beach, Santa Rosa	25
Yankeetown, Levy	25
South Miami Heights, Dade	25
Buckingham, Lee	25
La Crosse, Alachua	24
Bostwick, Putnam	24
Boca Raton, Broward	24
Goulds, Dade	24
Santa Fe, Alachua	24
Union Park, Orange	24

# COVID-19: characteristics of 2,270,571 Florida resident cases

Data through May 24, 2021 verified as of May 25, 2021 at 09:25 AM

Data in this report are provisional and subject to change.

The table below includes the cities and counties of residence for cases in Florida residents based on the patient's ZIP Code.

Note that city is not always received as part of the initial notification and may be missing while the case is being investigated.

City and county	Cases
Champions Gate, Polk	23
Laud-By-The-Sea, Broward	23
Missing, Okaloosa	23
Ramrod Key, Monroe	22
Jensen Beach, St. Lucie	22
Mango, Hillsborough	22
Kissimmee, Orange	22
Parker, Bay	22
Florida Dept Of Corrections, Union	22
Fort Ogden, Desoto	22
Wausau, Washington	22
Plymouth, Orange	22
Crystal Springs, Pasco	22
Citrus Ridge, Indian River	22
Mexico Beach, Gulf	22
Florida International University, Dade	22
Branford, Lafayette	22
Florida State Univ Admin, Leon	21
Sun City, Hillsborough	21
Perdido Key, Escambia	21
Everglades City, Collier	21
Bonifay, Washington	21
Golden Oak, Orange	21
Candler, Marion	21
Lake Como, Putnam	21
Missing, Collier	21
Lowell, Marion	20
Brooksville, Pasco	20
Trenton, Levy	20
Hollywood, Dade	20
Indian River Shores, Indian River	20
Goodland, Collier	20
Nalcrest, Polk	20
High Springs, Gilchrist	19
Maxville, Duval	19
Tallevast, Manatee	19
Webster, Hernando	19
Gulf Stream, Palm Beach	19
Babcock Ranch, Lee	19
Johns Pass Village, Pinellas	19
Lake Buena Vista, Orange	19
Orlando, Palm Beach	19
Wildlight, Nassau	19
Otter Creek, Levy	18
Forest City, Orange	18
Hialeah, Broward	18
Trilby, Pasco	18
West Panama City Beach, Bay	18
Belleair Bluffs, Pinellas	18
Hillsboro Beach, Broward	18
Nichols, Polk	18
Mount Dora, Orange	18
Babcock Ranch, Charlotte	18
Lakewood Ranch, Sarasota	18
Shady Hills, Pasco	17
Hutchinson Island, St. Lucie	17
Gulf Hammock, Levy	17
Missing, Bay	17
Graham, Bradford	17

# COVID-19: characteristics of 2,270,571 Florida resident cases

Data through May 24, 2021 verified as of May 25, 2021 at 09:25 AM

Data in this report are provisional and subject to change.

The table below includes the cities and counties of residence for cases in Florida residents based on the patient's ZIP Code.

Note that city is not always received as part of the initial notification and may be missing while the case is being investigated.

City and county	Cases
Missing, Martin	17
Braden River, Manatee	17
Miami Gardens, Broward	17
Lake Monroe, Seminole	17
Graceville, Holmes	17
Daytona Beach Shores, Volusia	17
Deer Island, Lake	17
Wewahitchka, Calhoun	16
Winter Garden, Lake	16
Lake City, Suwannee	16
Woodville, Leon	16
Watersound, Walton	16
Miami, Unknown	16
Eau Gallie, Brevard	16
Saint Lucie West, St. Lucie	16
Suwannee, Dixie	16
Hernando Beach, Hernando	16
White Springs, Columbia	16
Indian Creek Village, Dade	15
Dade City, Hernando	15
Village Of Palmetto Bay, Dade	15
Orlando, Lake	15
Orlando, Pinellas	15
Murdock, Charlotte	14
Choctaw Beach, Okaloosa	14
Wahneta, Polk	14
Durant, Hillsborough	14
Laurel Hill, Walton	14
Virginia Gardens, Dade	14
Kingsley Lake, Bradford	14
Copeland, Collier	14
Los Angeles, Dade	14
Gonzalez, Escambia	13
Steinhatchee, Dixie	13
Umatilla, Marion	13
Mount Plymouth, Lake	13
Elfers, Pasco	13
Holder, Citrus	13
Roseland, Indian River	13
Grandin, Putnam	13
Missing, Sarasota	13
Long Boat Key, Manatee	13
Orlando, Brevard	13
Saint George Island, Franklin	13
Unknown, Dade	13
Redington Beach, Pinellas	13
Alys Beach, Bay	13
Fort Charlotte, Charlotte	13
Gibsonia, Polk	12
East Lake, Marion	12
Goldenrod, Seminole	12
Captiva, Lee	12
Leisure City, Dade	12
Citrus Hills, Citrus	12
Missing, Putnam	12
Fanning Springs, Gilchrist	12
Naples, Lee	12
Missing, Nassau	12
Pensacola Beach, Escambia	12



# COVID-19: characteristics of 2,270,571 Florida resident cases

Data through May 24, 2021 verified as of May 25, 2021 at 09:25 AM

Data in this report are provisional and subject to change.

The table below includes the cities and counties of residence for cases in Florida residents based on the patient's ZIP Code.

Note that city is not always received as part of the initial notification and may be missing while the case is being investigated.

City and county	Cases
Rosemary Beach, Walton	12
Cypress, Jackson	11
Day, Lafayette	11
Greenville, Taylor	11
Deerfield Beach, Palm Beach	11
Missing, Polk	11
University Park, Manatee	11
Sea Ranch Lakes, Broward	11
Telogia, Liberty	10
Missing, Taylor	10
Barberville, Volusia	10
Innovation, Pasco	10
Saint Augustine Beach, St. Johns	10
Worthington Springs, Union	10
Seacrest, Walton	10
Briny Breezes, Palm Beach	10
Basinger, Okeechobee	10
East Rockland Key, Monroe	10
Perrine, Dade	10
Orlando, Leon	10
Orlando, Duval	10
Haines Creek, Lake	10
Forest City, Seminole	10
Ozona, Pinellas	10
Ybor City, Hillsborough	10
Rubonia, Manatee	10
Lloyd, Jefferson	9
Lamont, Madison	9
Keystone Heights, Bradford	9
Saint Augustine, Duval	9
West Delray Beach, Palm Beach	9
Grant Valkaria, Brevard	9
High Springs, Columbia	9
Nobleton, Hernando	9
Pine Ridge, Citrus	9
Beverly Beach, Flagler	9
Putnam Hall, Putnam	9
Fairfield, Marion	9
Ferndale, Lake	9
Missing, Jackson	9
Cottdale, Washington	9
Scottsmoor, Brevard	9
Palma Sola, Manatee	9
Missing, Clay	8
Jerome, Collier	8
Ridge Manor Estates, Sumter	8
Ponce De Leon, Walton	8
Indian Shores, Pinellas	8
Cross Creek, Alachua	8
Quail Heights, Dade	8
Palm City, St. Lucie	8
Seybold, Dade	8
White City, Gulf	8
Anastasia Island, St. Johns	8
Salem, Taylor	8
Oneco, Manatee	8
Orange Springs, Marion	8
Weirsdale, Lake	8
Evinston, Alachua	8

# COVID-19: characteristics of 2,270,571 Florida resident cases

Data through May 24, 2021 verified as of May 25, 2021 at 09:25 AM

Data in this report are provisional and subject to change.

The table below includes the cities and counties of residence for cases in Florida residents based on the patient's ZIP Code.

Note that city is not always received as part of the initial notification and may be missing while the case is being investigated.

City and county	Cases
Inglis, Citrus	7
Fernandina, Nassau	7
Missing, Flagler	7
Orange Park, Duval	7
Port Saint John, Brevard	7
Clarcona, Orange	7
Orlando, Pasco	7
Longboat Key, Sarasota	7
Morriston, Marion	7
Duck Key, Monroe	7
Switzerland, St. Johns	7
Maitland, Volusia	7
Aripeka, Pasco	7
Deland, Lake	7
Valkaria, Brevard	7
Orlando, Alachua	7
River Ranch, Polk	7
Niceville, Walton	7
Okeechobee, Glades	7
Missing, Walton	7
Labelle, Lee	7
Missing, Highlands	6
Port Salerno, Martin	6
Winter Park, Polk	6
Winderemere, Orange	6
Lake Worth, Broward	6
Maitland, Hillsborough	6
Grove City, Charlotte	6
Eglin, Okaloosa	6
Coco River, Collier	6
Bruce, Holmes	6
Punta Gorda, Lee	6
Holt, Santa Rosa	6
Inlet Beach, Bay	6
Missing, Leon	6
Missing, Hernando	6
Orlando, Flagler	6
Orlando, Marion	6
Oklawaha, Marion	6
Shady Grove, Taylor	6
Sunny Hills, Washington	6
Dearborn, Dade	6
Cape Haze, Charlotte	6
Miramar, Dade	6
Missing, Osceola	6
Newberry, Gilchrist	6
San Carlos Park, Lee	6
Glenwood, Volusia	6
Miccosukee, Leon	6
Orchid, Indian River	6
Point Washington, Walton	6
Mayport Naval Station, Duval	6
Lake Butler, Bradford	6
Maitland, Osceola	6
Missing, Unknown	6
Bradenton, Sarasota	6
Ocoee, Lake	6
Okeechobee, Martin	5
Orlando, Manatee	5

# COVID-19: characteristics of 2,270,571 Florida resident cases

Data through May 24, 2021 verified as of May 25, 2021 at 09:25 AM

Data in this report are provisional and subject to change.

The table below includes the cities and counties of residence for cases in Florida residents based on the patient's ZIP Code.

Note that city is not always received as part of the initial notification and may be missing while the case is being investigated.

City and county	Cases
Pompano Beach, Palm Beach	5
Passport, Unknown	5
Wakulla Springs, Wakulla	5
Cypress Gardens, Polk	5
Island Grove, Alachua	5
Jonesville, Alachua	5
Missing, Alachua	5
Bonnie, Dade	5
Alys Beach, Walton	5
Delray Beach, Broward	5
Seacrest, Bay	5
Williston, Marion	5
North Fort Myers, Charlotte	5
Okeechobee, Osceola	5
Fort Lauderdale, Palm Beach	5
Jacksonville Naval Air Station, Duval	5
Bayou George, Bay	5
Boynton Beach, Broward	5
Milton, Escambia	5
Jacksonville, Clay	5
Greenville, Jefferson	5
Mayport, Duval	5
Clermont, Polk	5
Pass, Unknown	5
Stuart, St. Lucie	5
Lake Geneva, Clay	5
Miami, Palm Beach	5
Ebro, Bay	5
Highland Park, Polk	5
Los Angeles, Broward	5
Westchester, Dade	5
Melrose, Bradford	5
Mid Florida, Seminole	5
Ocean Breeze, Martin	5
Missing, Columbia	5
Lake Harbor, Palm Beach	4
Glen Ridge, Palm Beach	4
Coconut Creek, Palm Beach	4
Orem, Palm Beach	4
Jacksonville, Dade	4
Arcadia, Hillsborough	4
Live Oak, Madison	4
Loxahatchee Groves, Palm Beach	4
West Bradenton, Manatee	4
Marina Del Rey, Dade	4
Branford, Gilchrist	4
Champions Gate, Osceola	4
Clewiston, Palm Beach	4
Conch Key, Monroe	4
Melrose, Clay	4
Sharpes, Brevard	4
Sugarloaf, Monroe	4
Wacissa, Jefferson	4
Lamont, Taylor	4
Lazy Lake, Broward	4
Sandestin, Walton	4
Pompano Beach, Dade	4
El Jobean, Charlotte	4
Bella Collina, Lake	4

# COVID-19: characteristics of 2,270,571 Florida resident cases

Data through May 24, 2021 verified as of May 25, 2021 at 09:25 AM

Data in this report are provisional and subject to change.

The table below includes the cities and counties of residence for cases in Florida residents based on the patient's ZIP Code.

Note that city is not always received as part of the initial notification and may be missing while the case is being investigated.

City and county	Cases
Hinsdale, Manatee	4
International Service Center, Dade	4
Indian Rock Beach, Pinellas	4
Cape San Blas, Gulf	4
Bowling Green, Polk	4
Plantation Key, Monroe	4
North Miami Beach, Broward	4
Monticello, Madison	3
Samoset, Manatee	3
Vernon, Bay	3
Apopka, Lake	3
Crestview, Walton	3
Cross Key, Monroe	3
Fernandina Beach, Duval	3
Fpo, Duval	3
Green Cove Springs, Duval	3
Mayport Naval Housing, Duval	3
Julington Creek, St. Johns	3
Jupiter Island, Martin	3
Kathleen, Pasco	3
Ocean Reef Club, Monroe	3
Missing, Washington	3
Mims, Volusia	3
Miami Beach, Unknown	3
Marco Island, Lee	3
Alford, Washington	3
Altamonte Springs, Orange	3
Orlando, Escambia	3
Pass-A-Grille, Pinellas	3
Port St. Lucie, St. Lucie	3
Vero Beach, St. Lucie	3
Winter Park, Volusia	3
Land O Lakes, Hillsborough	3
Lady Lake, Marion	3
Milligan, Okaloosa	3
Jacksonville , Duval	3
Homeless, Hillsborough	3
Ft Pierce, St. Lucie	3
Brooklyn, Broward	3
Westville, Walton	3
Orlo Vista, Orange	3
Pembroke Lakes, Broward	3
Sorrento, Orange	3
Stuart, Palm Beach	3
University Of Central FI, Hillsborough	3
Jacksonville, Alachua	3
Marina Del Rey, Broward	3
Coraopolis, Citrus	3
Chicago, Lee	3
Bristol, Calhoun	3
Aventura, Broward	3
Miami Shores, Broward	3
Pineland, Lee	3
Tampa Palms, Hillsborough	3
Tampa, Pinellas	3
Tarpon Springs, Pasco	3
Winter Garden, Seminole	3
Clermont, Orange	3
Ludlam, Dade	3

# COVID-19: characteristics of 2,270,571 Florida resident cases

Data through May 24, 2021 verified as of May 25, 2021 at 09:25 AM

Data in this report are provisional and subject to change.

The table below includes the cities and counties of residence for cases in Florida residents based on the patient's ZIP Code.

Note that city is not always received as part of the initial notification and may be missing while the case is being investigated.

City and county	Cases
Laurel, Sarasota	3
West Palm Beach, Broward	3
Wildwood, Marion	3
Village Of Golf, Palm Beach	3
Saint Augusaintine Beach, St. Johns	3
Port Saint Lucie, Martin	3
Palm Coast, Volusia	3
Saint Petersburg, Hillsborough	3
Opa Locka, Broward	3
Loxahatchee, Broward	3
Lynbrook, Broward	3
Miami, Orange	3
Lake City, Duval	3
Lakeland, Hillsborough	3
Immokalee, Lee	3
Hallandale Beach, Dade	3
Bradington, Manatee	3
Blountstown, Liberty	3
Inverness, Polk	3
Pass, Dade	3
Vero Beach, Brevard	3
Pp, Dade	3
Woodside, Broward	3
Wimauma, Manatee	3
Brewton, Escambia	3
Apopka, Broward	3
Lanark Village, Franklin	3
Maitland, Polk	3
Maitland, Lake	2
Killarney, Orange	2
Jan Phyl Village, Polk	2
Hialeah Lakes, Dade	2
Hialeah, Orange	2
Moore Haven, Hendry	2
Naples, Broward	2
Cassadaga, Volusia	2
Fort Walton Beach, Walton	2
Duke Field Air Force Station, Okaloosa	2
Dunnellon, Levy	2
University Of Central Florida, Palm Beach	2
University Of Central Florida, Pinellas	2
Yalhala, Lake	2
Pp, Unknown	2
Provo, Broward	2
Pensacola, Santa Rosa	2
Ridge Manor, Hernando	2
Sumatra, Liberty	2
West Point, Lee	2
University Of Central Florida, Broward	2
Orlando, Okaloosa	2
Saint Teresa, Wakulla	2
Miamt, Dade	2
North Miami, Broward	2
Knoxville, Escambia	2
Maitland, Pasco	2
Homeless, Dade	2
Florida Power & Light Co, Dade	2
Amelia City, Nassau	2
Alligator Point, Wakulla	2

# COVID-19: characteristics of 2,270,571 Florida resident cases

Data through May 24, 2021 verified as of May 25, 2021 at 09:25 AM

Data in this report are provisional and subject to change.

The table below includes the cities and counties of residence for cases in Florida residents based on the patient's ZIP Code.

Note that city is not always received as part of the initial notification and may be missing while the case is being investigated.

City and county	Cases
Casselberry, Orange	2
Blountstown, Jackson	2
Alligator Point, Franklin	2
Crawfordville, Leon	2
Eatonville, Lake	2
Lawtey, Union	2
Lehigh Acres, Dade	2
Miami, Hillsborough	2
Lutz, Pinellas	2
Los Angeles, Okaloosa	2
Louisville, Manatee	2
Orange City, Seminole	2
None, Dade	2
Navarre, Okaloosa	2
Mount Pleasant, Gadsden	2
Phoenix, Lake	2
Seven Springs, Pasco	2
Upper Key Largo, Monroe	2
University Of Central Florida, Brevard	2
West Villages, Sarasota	2
Zellwood, Lake	2
Lecanto, Marion	2
Lake Helen, Orange	2
Maitland, Leon	2
Melrose, Alachua	2
Fort Pierce, Martin	2
Fort Myers, Collier	2
Doctors Inlet, Clay	2
Bronx, Seminole	2
Bonifay, Jackson	2
Bonnie, Duval	2
Bonnie, Sarasota	2
West Palm Beach, Dade	2
Weston, Dade	2
Winter Park, Leon	2
Orlando, Charlotte	2
Palm Springs North, Dade	2
Redland, Dade	2
St John, Broward	2
Olustee, Baker	2
Orlando, Santa Rosa	2
Dfafs, Okaloosa	2
Longview, Dade	2
Jacksonville Naval Hospital, Duval	2
Hosford, Calhoun	2
Yeehaw, Okeechobee	2
Tampa, Hernando	2
Noma, Holmes	2
Sebring, Desoto	2
Saint Lucie Village, St. Lucie	2
Ormond Beach, Flagler	2
Pembroke Pines, Dade	2
Northport, Sarasota	2
Sutton, Pasco	2
Saint Marys, Nassau	2
Port Saint Lucie, Palm Beach	2
Red Bay, Holmes	2
Woodstock, Lee	2
Windermere, Lake	2



# COVID-19: characteristics of 2,270,571 Florida resident cases

Data through May 24, 2021 verified as of May 25, 2021 at 09:25 AM

Data in this report are provisional and subject to change.

The table below includes the cities and counties of residence for cases in Florida residents based on the patient's ZIP Code.

Note that city is not always received as part of the initial notification and may be missing while the case is being investigated.

City and county	Cases
West Lafayette, Broward	2
Tequesta, Martin	2
Town Of Nocatee, St. Johns	2
Bay Harbor Islands, Unknown	2
Alachua, Duval	2
Carl Fisher, Dade	2
Cross City, Taylor	2
Fort Lauderdale, Alachua	2
Inwood, Broward	2
Jupiter, Dade	2
Micanopy, Marion	2
Winter Springs, Orange	2
Windermere, Hillsborough	2
Union, Manatee	2
University Of Central Fl, Seminole	2
Tampa, Duval	2
Venice, Dade	2
Sand Lake, Orange	2
Swansea, Lee	2
Okeechobee, Highlands	2
Pompano Beach, Osceola	2
Port Charlotte, Lee	2
At Large, Broward	2
Boys Ranch, Suwannee	2
Eatonville, Polk	2
Miami, Martin	2
New Port Richey, Hillsborough	2
Long Beach, Orange	2
Labelle, Collier	2
Jena, Taylor	2
Fort Pierce, Brevard	2
Marysville, Dade	2
Lake Clarke Shores, Palm Beach	2
Fl State Univ Student, Leon	2
Defuniak Springs, Okaloosa	2
Cibolo, Orange	2
Claysville, Hernando	2
Crescent Beach, Sarasota	2
Callahan, Duval	2
Tampa, Broward	2
Tarpon Springs, Hillsborough	2
South Miami, Broward	2
Port Canaveral, Brevard	2
Monument, Broward	2
Orlando, St. Lucie	2
Orlando, Walton	1
Oviedo, Lake	1
Orlando, St. Johns	1
Ocala, Duval	1
Orem, Dade	1
Orlando, Citrus	1
Orlando, Collier	1
Orlando, Hernando	1
Morrisville, Palm Beach	1
Myrtle Beach, Broward	1
Nashville, Palm Beach	1
North Brunswick, St. Lucie	1
North Grafton, Dade	1
Notrealville, Polk	1

# COVID-19: characteristics of 2,270,571 Florida resident cases

Data through May 24, 2021 verified as of May 25, 2021 at 09:25 AM

Data in this report are provisional and subject to change.

The table below includes the cities and counties of residence for cases in Florida residents based on the patient's ZIP Code.

Note that city is not always received as part of the initial notification and may be missing while the case is being investigated.

City and county	Cases
Rye, Palm Beach	1
Saint Petersburg, Bay	1
St Cloud, Orange	1
St Helena Is, Dade	1
Statenville, Suwannee	1
Plantation, Leon	1
Pooler, Broward	1
Pensacola, Dade	1
Panomo City, Bay	1
Parrish, Sarasota	1
Ridgewood, Lee	1
Roayl Palm Beach, Palm Beach	1
Roseville, Broward	1
Punta Gorda, Sarasota	1
Putnam, Putnam	1
Tinley Park, Manatee	1
Twentynine Palms, Broward	1
Waukesha, Volusia	1
Unknown, Manatee	1
Vernon, Walton	1
Whippany, Volusia	1
Xifamk, Dade	1
Wilmington, Charlotte	1
Windermere, Alachua	1
Winfield, Hillsborough	1
Winter Garden, Unknown	1
Winter Park, Brevard	1
Buffalo, Dade	1
Canton, Duval	1
Brunswick, Polk	1
Bryceville, Duval	1
Bradentom, Manatee	1
Bradenton, Lee	1
Boca Raton, Dade	1
Boca Raton, Madison	1
Bogota, Unknown	1
Bal Harbour, Broward	1
Atlanta, Walton	1
Attalla, Broward	1
Auburn, Palm Beach	1
Autaugaville, Broward	1
Apopka, Volusia	1
Alachua, Suwannee	1
Alafaya, Broward	1
Alafaya, Pinellas	1
Crestview, Broward	1
Clearwater, Leon	1
Charlotte, Alachua	1
Crystal River, Marion	1
Dalecity, Okaloosa	1
Daytona Beach, Orange	1
Deerfield Beach, Polk	1
Dona Vista, Lake	1
East Setauket, Palm Beach	1
El Dorado, Palm Beach	1
Fayetteville, Broward	1
Fellsmere, Brevard	1
Florida City, Unknown	1
Fort Lauderdale, Collier	1

# COVID-19: characteristics of 2,270,571 Florida resident cases

Data through May 24, 2021 verified as of May 25, 2021 at 09:25 AM

Data in this report are provisional and subject to change.

The table below includes the cities and counties of residence for cases in Florida residents based on the patient's ZIP Code.

Note that city is not always received as part of the initial notification and may be missing while the case is being investigated.

City and county	Cases
Fort Myers, Alachua	1
Fleming Island, Duval	1
Glen Saint Mary, Duval	1
Golf, Palm Beach	1
Gainesville, Levy	1
Greensboro, Leon	1
Great Neck, Dade	1
Jacksonville, Baker	1
Jacksonville, Marion	1
Jupiter Inlet, Palm Beach	1
Holiday, Hillsborough	1
Immokalee, Walton	1
Lake Forest, Collier	1
Key West, Palm Beach	1
Kilgore, Dade	1
Land O Lakes, Unknown	1
Lawton, Okaloosa	1
Levittown, Palm Beach	1
Lima, Manatee	1
Lima, Volusia	1
Macclenny, Dixie	1
Madison, Jefferson	1
Maitland, Collier	1
Merrick, Palm Beach	1
Metter, Manatee	1
Miami, Osceola	1
Miamiardens, Unknown	1
Miamksaohes, Dade	1
Mokena, Lee	1
Indianapolis, Lee	1
Jupiter, Pinellas	1
Kansas City, Palm Beach	1
Los Angeles, Orange	1
Maitland, Palm Beach	1
Lake In The Hills, Broward	1
Litchfield Park, Monroe	1
Littleton, St. Johns	1
Newaygo, Charlotte	1
North Port, Charlotte	1
Na, Dade	1
Naples, Unknown	1
New Canaan, Dade	1
Milford, Bay	1
Milford, Unknown	1
Melbourne, Volusia	1
Marianna, Leon	1
Marianna, Washington	1
Mary Esther, Hillsborough	1
Marathon Shores, Monroe	1
Mattoon, Lee	1
Eureka, Flagler	1
Evansville, Citrus	1
Denton, Broward	1
Destin, Bay	1
Dpo, Dade	1
Crescent City, Marion	1
Commerce Township, Manatee	1
Crawfordville, Alachua	1
Fort Lauderdale, Lee	1

# COVID-19: characteristics of 2,270,571 Florida resident cases

Data through May 24, 2021 verified as of May 25, 2021 at 09:25 AM

Data in this report are provisional and subject to change.

The table below includes the cities and counties of residence for cases in Florida residents based on the patient's ZIP Code.

Note that city is not always received as part of the initial notification and may be missing while the case is being investigated.

City and county	Cases
Fort Myers, Polk	1
Fort Worth, Broward	1
Franklin, Orange	1
Frostproof, Highlands	1
Gainesville, Palm Beach	1
Gainesville, Santa Rosa	1
Glens Falls, Broward	1
Gwynn Oak, Polk	1
Brewster, Palm Beach	1
Brownsville, Escambia	1
Bryant, Palm Beach	1
Bonnie, St. Johns	1
Clearwater, Hillsborough	1
Coal City, Pasco	1
Celebration, Orange	1
Chicago, Broward	1
Austin, Dade	1
Apo, Collier	1
Big Torch Key, Monroe	1
Black, Holmes	1
Boca Raton, Lee	1
8852 Teacher Ln, Pasco	1
Addison, Pasco	1
Apopka, Citrus	1
Apopka, Hillsborough	1
Arabi, Orange	1
Port Saint Lucie, Marion	1
Roswell, Bay	1
Royal Palm, Palm Beach	1
Ruskin, Dade	1
Ruskin, Manatee	1
Saginaw, Broward	1
Panama City Beach, Broward	1
Pittsburgh, Alachua	1
Playa Del Rey, Palm Beach	1
Plymouth, Pasco	1
Opa Locka, Orange	1
Pensacola Naval Hospital, Escambia	1
Oviedo, Orange	1
Pace, Escambia	1
Painted Post, Pasco	1
Palatka, Marion	1
Tampa, Citrus	1
Surfside Beach, Orange	1
Summerdale, Escambia	1
Sun City Center, Lee	1
Temple, Palm Beach	1
Unknown, Duval	1
Upland, Manatee	1
Valrico, Polk	1
Scottsdale, Brevard	1
Scottsdale, Palm Beach	1
St Peterburg, Orange	1
Staten Island, Broward	1
Stiamk, Dade	1
Saint Charles, Orange	1
Saint Petersburg, Duval	1
Saint Petersburg, Manatee	1
Wabasha, Clay	1

# COVID-19: characteristics of 2,270,571 Florida resident cases

Data through May 24, 2021 verified as of May 25, 2021 at 09:25 AM

Data in this report are provisional and subject to change.

The table below includes the cities and counties of residence for cases in Florida residents based on the patient's ZIP Code.

Note that city is not always received as part of the initial notification and may be missing while the case is being investigated.

City and county	Cases
West Hollywood, Broward	1
Wekiwa Springs, Orange	1
Wakefield, Broward	1
Waverly, Duval	1
Winnetka, Dade	1
Winter Garden, Osceola	1
Winter Haven, Leon	1
Winter Haven, Osceola	1
Winter Park, Duval	1
Winter Park, Palm Beach	1
Winter Springs, Polk	1
Youngstown, Washington	1
Wildwood, Lee	1
Willington, Lee	1
Milford, Lee	1
Mckinney, Broward	1
Miamc, Dade	1
Matawan, Palm Beach	1
Missing, Levy	1
Missing, Okeechobee	1
Monroe Township, Palm Beach	1
Monroe, Lee	1
Moore Haven, Okeechobee	1
Lake Butler, Alachua	1
Ldhl, Broward	1
Las Vegas, Palm Beach	1
Longwood, Volusia	1
Leesburg, Seminole	1
Lincoln, St. Lucie	1
Little Neck, Lee	1
Jupiter, St. Lucie	1
Kenilworth, Leon	1
Irvine, Marion	1
Istachatta, Hernando	1
Jacksonville, Orange	1
Jefferson, Dade	1
Jonesboro, Leon	1
Key West, Duval	1
Kingsland, Nassau	1
Knoxville, Bay	1
Homeless, Monroe	1
Homeless, Pinellas	1
Howell, Dade	1
Hudson, Hernando	1
Hoclywsod, Dade	1
Holiday, Pinellas	1
Intrcsion Cty, Osceola	1
Inverness, Marion	1
Indian Rocks Beach, Duval	1
Indiantown, Palm Beach	1
Inglewood, Sarasota	1
Fort Lauderdale, Leon	1
Fort Myers, Sarasota	1
Fort Pierce, Palm Beach	1
Fort White, Clay	1
Erie, Monroe	1
Fisher Island, Unknown	1
Dayton, Lake	1
Daytona Beach, Pinellas	1

# COVID-19: characteristics of 2,270,571 Florida resident cases

Data through May 24, 2021 verified as of May 25, 2021 at 09:25 AM

Data in this report are provisional and subject to change.

The table below includes the cities and counties of residence for cases in Florida residents based on the patient's ZIP Code.

Note that city is not always received as part of the initial notification and may be missing while the case is being investigated.

City and county	Cases
East Palatka, Hillsborough	1
Eastpoint, Leon	1
Deltona, Seminole	1
Downingtown, Broward	1
Downingtown, Hillsborough	1
Dpo, Santa Rosa	1
Garden City, Alachua	1
Gaylord, Orange	1
Goodrich, Charlotte	1
Gotcha, Orange	1
Greensburg, Palm Beach	1
Harpers Ferry, Palm Beach	1
Haines City, Osceola	1
Hernando, Marion	1
Hialeah, Collier	1
Helen, Bay	1
Dallas, Hernando	1
Dearborn, Broward	1
Deer Park, Dade	1
Deerfield, Dade	1
Deland, Seminole	1
Carmel, Orange	1
Cedar Springs, Hernando	1
Caracas, Dade	1
Alpharetta, Broward	1
O, Manatee	1
Acworth, Okaloosa	1
Apopka, Clay	1
Asheville, Highlands	1
Astoria, Broward	1
Atmore, Escambia	1
Bartow, Hardee	1
Bel Air, Collier	1
Berryton, Palm Beach	1
Brooklyn, Dade	1
Brooklyn, Lee	1
Bonnie, Broward	1
Boston, Broward	1
Troy, Manatee	1
Unkn, Duval	1
Venetian Islands, Dade	1
Topsham, Manatee	1
Sunbright, Palm Beach	1
West Yarmouth, St. Lucie	1
West Aplm Beach, Palm Beach	1
Waipahu, Santa Rosa	1
Ward, Polk	1
Wellborn, Columbia	1
Winter Garden, Duval	1
Woodbine, Nassau	1
Yulee, St. Johns	1
Zephyrhills, Hillsborough	1
Rileyville, Flagler	1
Prattville, Hillsborough	1
Prestonsburg, Bay	1
Quincy, Jackson	1
Rapid City, Broward	1
Saint Petersburg, Polk	1
Saint Joseph, Volusia	1



# COVID-19: characteristics of 2,270,571 Florida resident cases

Data through May 24, 2021 verified as of May 25, 2021 at 09:25 AM

Data in this report are provisional and subject to change.

The table below includes the cities and counties of residence for cases in Florida residents based on the patient's ZIP Code.

Note that city is not always received as part of the initial notification and may be missing while the case is being investigated.

City and county	Cases
Russellville, Bay	1
Sagamore Beach, Charlotte	1
Saint Augustine, Broward	1
Saint Cloud, Palm Beach	1
Sweetwater, Manatee	1
Syracuse, Polk	1
Tallahassee, Dade	1
Tamarac, Dade	1
Tavares, Orange	1
Suitland, Volusia	1
San Antonio, Orange	1
Seminole, Leon	1
Shirley, Flagler	1
Oakland, Lee	1
Oldsmar, Hillsborough	1
Olean, Alachua	1
North Palm Beach, Orange	1
Myakka City, Sarasota	1
New Middletown, Hillsborough	1
New Port Richey, Pinellas	1
Newberry, Marion	1
Newtown, Lake	1
Petersburg, Manatee	1
Piasa, Putnam	1
Palmetto, Pasco	1
Parma, Manatee	1
Pass-A-Grille Beach, Pinellas	1
Other, Dade	1
Palmetto Bay, Palm Beach	1
Pembroke Pines, Orange	1
Pensacola, Sumter	1
Paducah, Manatee	1
Perth Amboy, Hillsborough	1
Port Orange, Brevard	1
Powell, Lee	1
Randolph, Orange	1
Rivera Beach, Palm Beach	1
Oldsra, Manatee	1
Orlando, Jackson	1
Orlando, Lee	1
Ocala, Citrus	1
Ocoee, Unknown	1
Odessa, Dade	1
Newberry, Levy	1
New Vernon, Palm Beach	1
Saint Petersburg, Charlotte	1
Saint Augustine, Flagler	1
Seffener, Hillsborough	1
Seminole, Lee	1
Sanford, Orange	1
South Hempstead, Alachua	1
Sunrtise, Dade	1
Tallahassee, Madison	1
Tallahassee, Pinellas	1
Stratford, Broward	1
Toms River, Lee	1
Tourist, Dade	1
White Plains, Broward	1
Whites Creek, Leon	1

# COVID-19: characteristics of 2,270,571 Florida resident cases

Data through May 24, 2021 verified as of May 25, 2021 at 09:25 AM

Data in this report are provisional and subject to change.

The table below includes the cities and counties of residence for cases in Florida residents based on the patient's ZIP Code.

Note that city is not always received as part of the initial notification and may be missing while the case is being investigated.

City and county	Cases
Windermere, Volusia	1
Wtixrat, Dade	1
University Of Central Florida, Lee	1
Unk, Duval	1
Trenton, Dixie	1
Watersound, Bay	1
Wauchula, Desoto	1
Ventura, Orange	1
Vero Beach, Unknown	1
Hudson, Pinellas	1
Indian Rock Beach, Palm Beach	1
Hoosick Falls, Broward	1
Interlachen, Duval	1
Kaclsonville, Duval	1
Kechi, Orange	1
Fort Myers, Broward	1
Floral, Okaloosa	1
Forestville, Volusia	1
Gainesville, Okaloosa	1
Hialeahgardens, Dade	1
Hiram, Leon	1
Greenbrier, Bay	1
Greenville, Palm Beach	1
Groveland, Orange	1
Longwood, Broward	1
Lucedale, St. Lucie	1
Mayaguez, Dade	1
Macclenny, Duval	1
Mantua, Broward	1
Kure Beach, Monroe	1
Lakeland, Palm Beach	1
Jacksonville, Nassau	1
Leesburg, Broward	1
Mexico, Orange	1
Missing, Gilchrist	1
Miami Gardens, Unknown	1
Middletown, Osceola	1
Nantucket, Palm Beach	1
Monroe, Hillsborough	1
Dover, Lee	1
Davenport, Lake	1
Dayton, Citrus	1
Dayton, Orange	1
Dearborn Heights, Hillsborough	1
Edgewood, Broward	1
Elkton, Putnam	1
Cincinnati, Dade	1
Chesterfield, Broward	1
Carteret, Polk	1
Connellsville, Highlands	1
Armstrong, St. Johns	1
Atl, Brevard	1
Alva, Escambia	1
Andalusia, Escambia	1
Arcadia, Highlands	1
Baker, Santa Rosa	1
Belleville, Palm Beach	1
Belmont, Santa Rosa	1
Blountstown, Broward	1

# COVID-19: characteristics of 2,270,571 Florida resident cases

Data through May 24, 2021 verified as of May 25, 2021 at 09:25 AM

Data in this report are provisional and subject to change.

The table below includes the cities and counties of residence for cases in Florida residents based on the patient's ZIP Code.

Note that city is not always received as part of the initial notification and may be missing while the case is being investigated.

City and county	Cases
Bronson, Alachua	1
Brooker, Alachua	1
Brandon, Pinellas	1
Bradenton, Clay	1
Bonita, Lee	1
Bocaraten, Palm Beach	1
Palm Coast, Duval	1
Orlando, Union	1
Ovido, Seminole	1
Oxford, Palm Beach	1
Opalocka, Dade	1
North Canton, Palm Beach	1
Oakland, Leon	1
Ocala, Alachua	1
Okeechobee, St. Lucie	1
Miami, Collier	1
Miami, St. Lucie	1
Marshall, Palm Beach	1
New Richmond, Volusia	1
Steinhatchee, Madison	1
Spring Park, Alachua	1
South Burlington, Orange	1
Sarasota, Charlotte	1
Sarasota, Hillsborough	1
Shannon, Collier	1
Soddy Daisy, Broward	1
Soldotna, Broward	1
Saint Cloud, Lee	1
Saint Johns, Orange	1
San Antonio, Sarasota	1
Sanford, Volusia	1
Rio Dell, Volusia	1
Rochelle, Volusia	1
Port Saint Lucie, Orange	1
Princeton, Alachua	1
Provincetown, Collier	1
Panama City, Walton	1
Perry, Leon	1
Perth Amboy, Monroe	1
Winter Park, Osceola	1
Wood River, Polk	1
Worcester, Palm Beach	1
Wheaton, Lee	1
Wilmington, Broward	1
Wesley Chapel, Alachua	1
Umatilla, Alachua	1
University Of Central Florida, Monroe	1
Tampa, Volusia	1
Tangerine, Seminole	1
Tamarac, Seminole	1
Virginia Beach, Hernando	1
Waco, Broward	1
Washington, Broward	1
Tewksbury, Orange	1
Toms River, Dade	1
Winter Park, Alachua	1
Bronx, Broward	1
Carol Stream, Orange	1
Castleberry, Escambia	1

# COVID-19: characteristics of 2,270,571 Florida resident cases

Data through May 24, 2021 verified as of May 25, 2021 at 09:25 AM

Data in this report are provisional and subject to change.

The table below includes the cities and counties of residence for cases in Florida residents based on the patient's ZIP Code.

Note that city is not always received as part of the initial notification and may be missing while the case is being investigated.

City and county	Cases
Buffalo, Palm Beach	1
Bryant, Alachua	1
Alanson, Bay	1
Aollywoss, Dade	1
Apo, Pasco	1
Apopka, Flagler	1
Belleair, Hillsborough	1
Bohealia, Lee	1
Blowing Rock, Polk	1
Dorchester, Orange	1
Estero, Collier	1
Fanning Springs, Levy	1
Felton, Manatee	1
Deland, Polk	1
Cumberland, Palm Beach	1
Dade City, Hillsborough	1
Dallas, Lee	1
De Leon Springs, Putnam	1
Dearborn, Lee	1
Clear Brook, Lee	1
Charlotte, Pasco	1
Crestview, Holmes	1
College Station, Lake	1
Columbus, Brevard	1
Cookeville, Seminole	1
Cooksville, Duval	1
Coral Gable, Dade	1
Fort Myers, Dade	1
Floral, Escambia	1
Gainesville, Baker	1
Gilmer, Dade	1
Grassy Key, Monroe	1
Haledon, Dade	1
Jacksonville, Manatee	1
Jamaica, Broward	1
Kingsland, Duval	1
Kissimmee, Brevard	1
Haverford, Hillsborough	1
Herrin, Orange	1
Jersey City, Polk	1
Miamf, Dade	1
Miami G, Dade	1
Marianna, Calhoun	1
Los Angeles, Palm Beach	1
Lyndhurst, Broward	1
Magnolia Square, Osceola	1
Maitland, Alachua	1
Labelle, Dade	1
Lake In The Hills, Columbia	1
Lake Placid, Alachua	1
Lake Worth Beach, Broward	1
Lemoyne, Manatee	1
Lawrence Township, Palm Beach	1
Lander, Citrus	1
Las Vegas, Orange	1
Zolfo Springs, Polk	1
Westbrook, Dade	1
Wichita, Volusia	1
Winder Garden, Orange	1

# COVID-19: characteristics of 2,270,571 Florida resident cases

Data through May 24, 2021 verified as of May 25, 2021 at 09:25 AM

Data in this report are provisional and subject to change.

The table below includes the cities and counties of residence for cases in Florida residents based on the patient's ZIP Code.

Note that city is not always received as part of the initial notification and may be missing while the case is being investigated.

City and county	Cases
Windermere, Leon	1
Windermere, Osceola	1
Windermere, Seminole	1
Winter Garden, Broward	1
Wells, Polk	1
Winter Garden, Pinellas	1
Yukon, Broward	1
Winter Park, Broward	1
Tulsa, Orange	1
Sun City Center, Hardee	1
Tiffin, Highlands	1
Washington, Unknown	1
Shelton, Manatee	1
Sodus, Charlotte	1
Tallahassee, Duval	1
Tampa, Palm Beach	1
Tavares, Marion	1
Temple Terrace, Pasco	1
Spring Hill , Hernando	1
Spring Hill, Dade	1
Starke, Clay	1
Stone Mountain, Palm Beach	1
Plantation, Orange	1
Pompano Beach, Martin	1
Potomac, Palm Beach	1
Port Everglades, Broward	1
Parker, Dade	1
Parker, Leon	1
Palm Coast, Polk	1
Orlando, Columbia	1
Orlando, Indian River	1
Pacifica, Dade	1
Saint Petersburg, St. Lucie	1
Sandford, Seminole	1
Sarasota, Flagler	1
Saxis, Lee	1
Schenectady, Polk	1
Sebastian, St. Lucie	1
Sebring, Lee	1
Rye, Duval	1
Rex, Duval	1
Navarre, Dade	1
New Orleans, Palm Beach	1
Newark, Broward	1
Newburgh, Bay	1
Orange Park , Duval	1
Orem, Broward	1
Orlando, Sarasota	1
Orlando, Unknown	1
Oviedo, Brevard	1
Old Town, Alachua	1
Omaha, Palm Beach	1
Ona, Manatee	1
Ocoee, Osceola	1
Okeechobee, Broward	1
North Pole, Seminole	1
North Port, Lee	1
Littleton, Dade	1
Los Angeles, Hardee	1

# COVID-19: characteristics of 2,270,571 Florida resident cases

Data through May 24, 2021 verified as of May 25, 2021 at 09:25 AM

Data in this report are provisional and subject to change.

The table below includes the cities and counties of residence for cases in Florida residents based on the patient's ZIP Code.

Note that city is not always received as part of the initial notification and may be missing while the case is being investigated.

City and county	Cases
Macdill Air Force Base, Hillsborough	1
Manchester, Okaloosa	1
Margate, Dade	1
Marshall, Dade	1
Medford, Palm Beach	1
Miami, Manatee	1
Miami Beach, Broward	1
Middlesburg, Duval	1
Lewisburg, Pasco	1
Leesburg, Marion	1
Lake City, Hamilton	1
La Grange, Dade	1
Harrison, Pinellas	1
Holly Ridge, Orange	1
Homeless, Polk	1
Homosassa, Hernando	1
Homosassa, Citrus	1
Jerusalem, St. Johns	1
Foley, Escambia	1
Granada Hills, Broward	1
Guilford, Dade	1
Fort Myers, Manatee	1
Fort Myers-, Lee	1
Gainesville, Duval	1
Cuttler Bay, Dade	1
Cypress, Leon	1
DeLand, St. Lucie	1
Deltona, Orange	1
Davenport, Orange	1
Daytona Beach, Unknown	1
East Hampton, Palm Beach	1
Altoona, Marion	1
Argyle, Walton	1
Athens, Duval	1
Bogota, Orange	1
Bal Harbor, Dade	1
Bridgeport, Dade	1
Bronx, Palm Beach	1
Bradenton, Dade	1
Bradenton, Osceola	1
Cambridge, Broward	1
Clermont, Seminole	1
Clermont, Volusia	1
Clewiston, Glades	1
Coconut Creek, Dade	1
Columbus, Dade	1
Conway, Leon	1
Coventry, Broward	1
Boston, Dade	1
Brewster, Volusia	1
Bryn Mawr, Palm Beach	1
Burkeville, Brevard	1
Camden Wyoming, Duval	1
Boca Raton,, Palm Beach	1
Bear Grass, Palm Beach	1
Azalea Park, Osceola	1
Altamonte, Orange	1
Alva, Collier	1
Amelia Village, Nassau	1



# COVID-19: characteristics of 2,270,571 Florida resident cases

Data through May 24, 2021 verified as of May 25, 2021 at 09:25 AM

Data in this report are provisional and subject to change.

The table below includes the cities and counties of residence for cases in Florida residents based on the patient's ZIP Code.

Note that city is not always received as part of the initial notification and may be missing while the case is being investigated.

City and county	Cases
Allentown, Putnam	1
Apple Creek, Citrus	1
Barefoot Beach, Lee	1
Battle Creek, Manatee	1
Avon, Manatee	1
Aventura, Osceola	1
Conifer, Lee	1
Cutler Bay, Broward	1
Clarksboro, Lee	1
Chipley, Holmes	1
Chipley, Jackson	1
Celebration, Palm Beach	1
Chattanooga, Dade	1
Elbow Lake, Palm Beach	1
Everett, Dade	1
Eatonville, Seminole	1
Dale City, Dade	1
Daniel Island, Bay	1
Dunellen, Dade	1
Diamond, Highlands	1
Doral, Broward	1
Fort Denaud, Glades	1
Fort Meyers, Lee	1
Fairless Hills, Broward	1
FI State Lot, Leon	1
Flamingo Lodge, Dade	1
Fort Walton Beach, Okaloosa	1
Garland, Orange	1
Homer, Escambia	1
Hialeah, Unknown	1
Hickory, Lee	1
Havana, Leon	1
Hersey, Pinellas	1
Longwood, Orange	1
Lansdale, Lake	1
Lapeer, Manatee	1
Lehigh Cares, Lee	1
Live Oak, Columbia	1
Loganville, Orange	1
Lake Mary, Lake	1
Jeffersonville, Broward	1
Newtown, Dade	1
Ocean City, Broward	1
Old Town, Gilchrist	1
Opa Locka, Polk	1
Orem, Sarasota	1
Oviedo, Leon	1
Middleburg, Duval	1
Midland, Osceola	1
Missing, Hamilton	1
Missing, Wakulla	1
Monterey, Broward	1
Mumford, Manatee	1
N/A, Duval	1
Naples, Alachua	1
Miami, Charlotte	1
Miamii, Dade	1
San Antonio, Dade	1
Sanford, Palm Beach	1

# COVID-19: characteristics of 2,270,571 Florida resident cases

Data through May 24, 2021 verified as of May 25, 2021 at 09:25 AM

Data in this report are provisional and subject to change.

The table below includes the cities and counties of residence for cases in Florida residents based on the patient's ZIP Code.

Note that city is not always received as part of the initial notification and may be missing while the case is being investigated.

City and county	Cases
Sebastian, Lake	1
Ridgewood, Broward	1
Riverview, Manatee	1
Rochester, Broward	1
Roseland, Palm Beach	1
Republic, Monroe	1
Richmond, Palm Beach	1
Russellville, Hillsborough	1
Saint Augustine, Okaloosa	1
Pompano Beach, Alachua	1
Porter Ranch, Dade	1
Raiford, Bradford	1
Ponte Vedra Beach, Orange	1
Port Orange , Volusia	1
Port Saint Lucie, Indian River	1
University Of Central FI, Pasco	1
Union City, Bradford	1
Steinhatchee, Alachua	1
Tower Lakes, Lee	1
Tallahassee, Wakulla	1
Tampa, Escambia	1
Tampa, Manatee	1
Tangerine, Lake	1
Wesley Chapel, Hillsborough	1
Village Of Palm Springs, Palm Beach	1
Virginia Beach, Alachua	1
Wayne, Palm Beach	1
Webster, Pasco	1
Wekiva Springs, Orange	1
Westerville, Hillsborough	1
Wilton Manors, Dade	1
Wilbur By The Sea, Volusia	1
Willowbrook, Lee	1
Wilmington, Pasco	1
Windermere, Okaloosa	1
Winter Garden, Hillsborough	1
Woodland Hills, Brevard	1
Youngstown, Calhoun	1
Yulee, Duval	1
Summerville, Dade	1
Tallahassee, Escambia	1
Stockbridge, Leon	1
Sullivans Island, Dade	1
Tinley Park, Lee	1
University Of Central FI, Dade	1
Telluride, Lee	1
Tampa, Lee	1
Tampa, Polk	1
Riverview, Pinellas	1
Rochester, Lee	1
Rosemary Beach, Bay	1
Saint Cloud, Orange	1
Saint Petersburg, Dade	1
San Juan, Osceola	1
San Pedro Sula, Dade	1
Sandy, Duval	1
Sevierville, Dade	1
South Otselic, Dade	1
Southampton, Palm Beach	1

# COVID-19: characteristics of 2,270,571 Florida resident cases

Data through May 24, 2021 verified as of May 25, 2021 at 09:25 AM

Data in this report are provisional and subject to change.

The table below includes the cities and counties of residence for cases in Florida residents based on the patient's ZIP Code.

Note that city is not always received as part of the initial notification and may be missing while the case is being investigated.

City and county	Cases
Plant City, Hendry	1
Plant City, Pinellas	1
Richmond Heights, Dade	1
Ponce, Orange	1
Port Saint Lucie, Duval	1
Pound Ridge, Leon	1
Orlando, Highlands	1
Orem, Nassau	1
Olando, Orange	1
Parlin, Broward	1
Wellington, Broward	1
West Lafayette, Desoto	1
West Simsbury, Collier	1
Windermere, Polk	1
Winter Park, Lake	1
Wayne, Dade	1
Winter, Pinellas	1
Downers Grove, St. Lucie	1
Export, Palm Beach	1
Fort Myers, Lake	1
Felda, Palm Beach	1
Flagler Beach, Volusia	1
Flora, Lee	1
Fruitland Park, Sumter	1
Gainesville, Marion	1
Gastonia, Polk	1
Fresno, Pasco	1
Green, Clay	1
Greensburg, Orange	1
Greenville, Monroe	1
Groveland, Broward	1
Gulf Shores, Escambia	1
Clearwater, Highlands	1
Columbia, Orange	1
Coral Gables, Unknown	1
Crestview, Dade	1
Dade City, Polk	1
Darien, Pasco	1
Delrey Beach, Palm Beach	1
Arcadia, Charlotte	1
Aspen, Palm Beach	1
Atl, Broward	1
Atlanta, Broward	1
Aurburndale, Polk	1
Aventura, Unknown	1
Azalea Park, Sarasota	1
Biscayne Park, Broward	1
Alpharetta, Alachua	1
Apalachicola, Leon	1
Brooksville, Columbia	1
Bryn Mawr, Collier	1
Canfield, Duval	1
Naugatuck, Lee	1
Myakka, Duval	1
Newport Beach, Palm Beach	1
North Adams, Manatee	1
North Little Rock, Palm Beach	1
Northville, Broward	1
Ocala, Indian River	1

# COVID-19: characteristics of 2,270,571 Florida resident cases

Data through May 24, 2021 verified as of May 25, 2021 at 09:25 AM

Data in this report are provisional and subject to change.

The table below includes the cities and counties of residence for cases in Florida residents based on the patient's ZIP Code.

Note that city is not always received as part of the initial notification and may be missing while the case is being investigated.

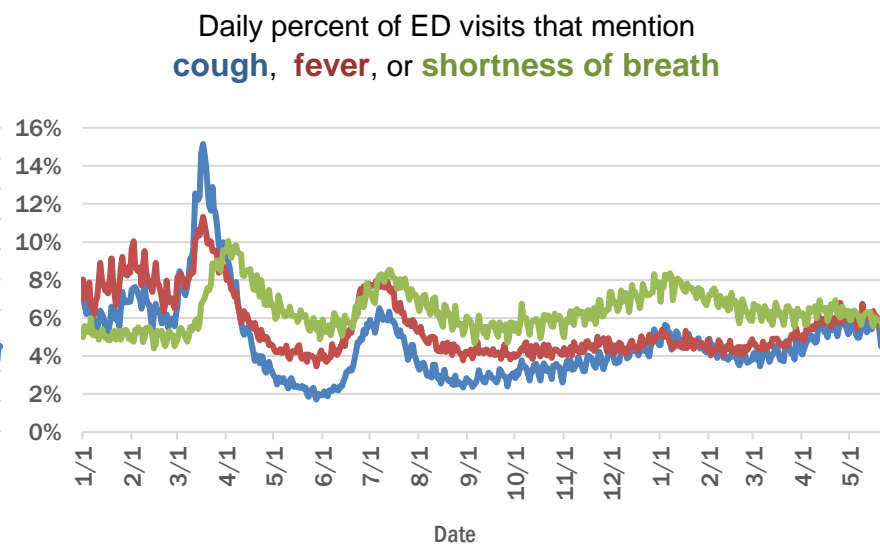
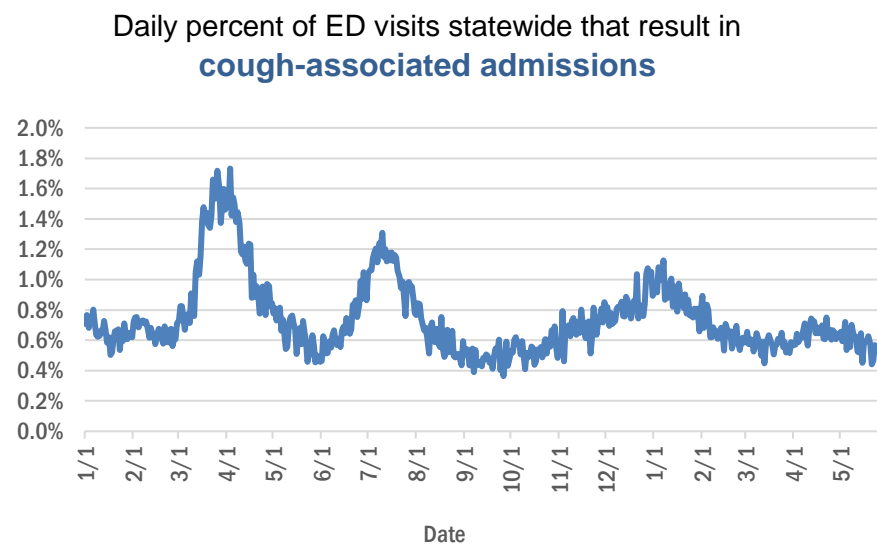
City and county	Cases
Ocoee, Broward	1
Ocoee, Polk	1
New Vernon, Sarasota	1
New York, Broward	1
Missing, Hendry	1
Missing, Baker	1
Milford, Palm Beach	1
Minneapolis, Broward	1
Hilliard, Dade	1
Hollywood, Leon	1
Homestead, Monroe	1
Humble, Broward	1
Harrison, Dade	1
Havanna, Gadsden	1
Jacksonville, Flagler	1
Jacksonville, Palm Beach	1
Johns Island, Wakulla	1
Knoxville, Duval	1
Lake City, Volusia	1
Matlacha Island, Lee	1
Melbourne, Dade	1
Melbourne, Orange	1
Miami Beach, Palm Beach	1
Miami Granders, Dade	1
Los Angeles, Polk	1
Lakeland, Pasco	1
<b>Total</b>	<b>2,270,571</b>

# COVID-19: additional surveillance information

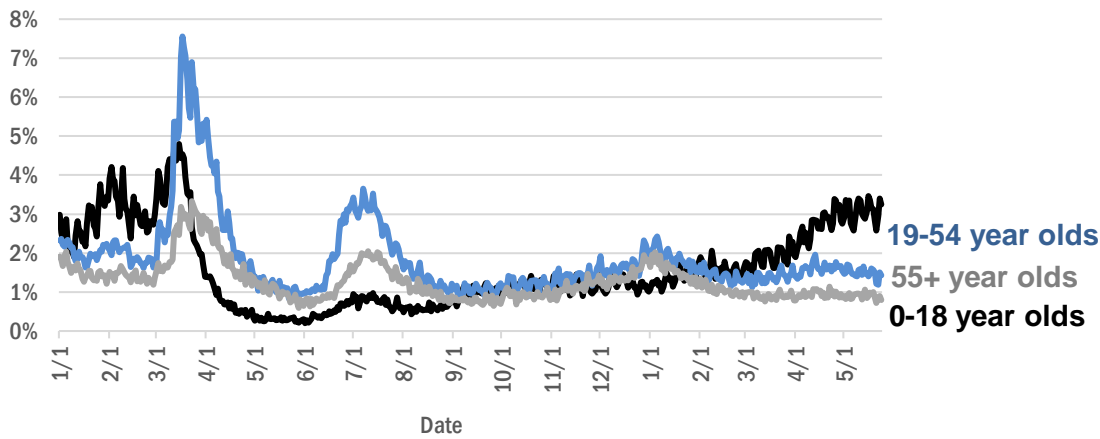
Data through May 24, 2021 verified as of May 25, 2021 at 09:25 AM

Data in this report are provisional and subject to change.

## Statewide emergency department (ED) chief complaint and admission data



Daily percent of ED visits statewide that mention cough by age group



The Electronic Surveillance System for the Early Notification of Community-Based Epidemics (ESSENCE-FL) includes chief complaint data from 211 of 211 Florida EDs. Data are transmitted electronically to ESSENCE-FL daily or hourly.

# COVID-19: testing by laboratory

Data through May 24, 2021 verified as of May 25, 2021 at 09:25 AM

Data in this report are provisional and subject to change.

The numbers in the table below represent the number of Florida and non-Florida residents for whom test results were received by the Department of Health. A person can be tested by more than one laboratory and can have both positive and negative results. **Therefore, the sum of the numbers in each column will be larger than the total number of people tested.**

Reporting lab	Inconclusive	Negative	Positive	Percent positive	Total
CURATIVE LABS	16,885	1,886,779	290,817	13%	2,194,481
LABORATORY CORPORATION OF AMERICA	2,691	1,742,283	234,691	12%	1,979,665
QUEST DIAGNOSTICS	12,593	1,458,187	212,233	13%	1,683,013
BIO REFERENCE LABORATORIES, INC	7,571	1,006,669	192,411	16%	1,206,651
HELIX	11,274	816,378	139,044	14%	966,696
REALTOX LABS LLC	7,100	636,024	104,287	14%	747,411
NOMI_HEALTH	3,922	654,215	86,061	12%	744,198
RCA LABORATORY SERVICES, LLC/GENETWORX		531,886	58,305	10%	590,191
PALM BEACH BALLPARK		444,374	49,245	10%	493,619
PWNHEALTH	2,570	377,936	50,567	12%	431,073
GENETWORX	661	390,600	33,005	8%	424,266
CDR MAGUIRE - HEALTH CARE CENTER		338,620	51,564	13%	390,184
IMPACT HEALTH BIOMETRIC TESTING, INC	1,058	244,453	29,120	11%	274,631
BPHL-JACKSONVILLE	18	211,358	35,999	15%	247,375
EAST FLORIDA STATE COLLEGE - BREVARD		212,886	26,986	11%	239,872
ADVENTHEALTH LAB	99	202,326	25,656	11%	228,081
BPHL-MIAMI	225	186,018	29,694	14%	215,937
FULGENT DIAGNOSTICS LABORATORY	4,258	186,176	21,389	10%	211,823
NOMI HEALTH LAB SERVICES		172,682	20,013	10%	192,695
MAKO GENOMICS	8,275	147,387	27,145	15%	182,807
AEGIS SCIENCES CORPORATION	1,541	154,932	23,367	13%	179,840
BAYCARE LABORATORIES LLC	702	156,645	12,859	8%	170,206
CB SMITH PARK		150,114	18,793	11%	168,907
MAYO CLINIC LABORATORIES	348	148,808	18,144	11%	167,300
ORLANDO HEALTH SYSTEM	687	144,420	14,370	9%	159,477
MEMORIAL REGIONAL HOSPITAL SOUTH	31	133,193	26,233	16%	159,457
ELABNETWORK	1,059	140,228	12,048	8%	153,335
ASCENSION SACRED HEART HOSPITAL - PENSACOLA	2	119,994	18,249	13%	138,245
BIOCOLLECTIONS WORLDWIDE, INC	782	123,431	14,019	10%	138,232
AKESOGEN		110,443	21,069	16%	131,512
TESTING MATTERS INC	1,558	107,395	20,200	16%	129,153
NORTHWEST LABORATORY	247	121,170	6,479	5%	127,896
BPHL-TAMPA (SPECTRUM BLVD)	46	100,189	18,397	16%	118,632
TAMPA GENERAL HOSPITAL	4	106,984	10,077	9%	117,065
UF HEALTH MEDICAL LAB	33	106,660	9,945	9%	116,638
ADVENT HEALTH LAB	112	101,258	13,955	12%	115,325
MEDICAL DIAGNOSTIC LABORATORIES	977	98,621	14,224	12%	113,822
BAPTIST HEALTH SOUTH FLORIDA	402	94,698	13,730	13%	108,830
DIATHERIX LABORATORIES (VRL EUROFINIS)	1	93,466	13,662	13%	107,129
KORVALABS, INC	1,286	92,841	4,759	5%	98,886
SUNPATH MEDICAL DIAGNOSTICS LABORATORY	851	81,164	12,499	13%	94,514
LAKELAND REGIONAL MEDICAL CENTER	340	79,472	10,169	11%	89,981
JACKSON MEMORIAL HOSPITAL CLINICAL LAB	79	76,434	12,722	14%	89,235
ASCENSION ST VINCENT'S - RIVERSIDE	2	78,089	10,837	12%	88,928
SOUTH MIAMI HOSPITAL LAB	483	77,464	10,480	12%	88,427
MINUTECLINIC LLC		76,283	12,124	14%	88,407
INGENIOUS PERSONALIZED MEDICINE	303	68,856	13,394	16%	82,553



# COVID-19: testing by laboratory

Data through May 24, 2021 verified as of May 25, 2021 at 09:25 AM

Data in this report are provisional and subject to change.

The numbers in the table below represent the number of Florida and non-Florida residents for whom test results were received by the Department of Health. A person can be tested by more than one laboratory and can have both positive and negative results. **Therefore, the sum of the numbers in each column will be larger than the total number of people tested.**

Reporting lab	Inconclusive	Negative	Positive	Percent positive	Total
UF HEALTH SHANDS HOSPITAL	558	70,521	4,976	7%	76,055
AMERICAN HEALTH ASSOCIATES	9	68,659	5,553	7%	74,221
APPLIED INGENUITY DIAGNOSTICS LLC		68,813	3,507	5%	72,320
AIT LABORATORIES		57,108	6,969	11%	64,077
BAPTIST HEALTH - JACKSONVILLE	4	59,105	4,315	7%	63,424
GENESIS REFERENCE LABORATORIES		56,109	5,568	9%	61,677
AMELIA EARHART		52,759	8,495	14%	61,254
ADVENTIST HEALTH SYSTEMS SUNBELT INC DBA		53,090	6,909	12%	59,999
SARASOTA MEMORIAL HOSPITAL MAIN LAB	12	53,227	4,304	7%	57,543
NICKLAUS CHILDREN'S HOSPITAL	75	51,002	6,065	11%	57,142
BROWARD GENERAL MEDICAL CENTER-CLINICAL LAB	2	50,477	5,369	10%	55,848
TALLAHASSEE MEMORIAL HOSPITAL	242	49,016	5,726	10%	54,984
ARUP LABORATORIES	16	50,120	2,926	6%	53,062
FLORIDA HOSPITAL - TAMPA	37	48,836	3,722	7%	52,595
MEDFAST URGENT CARE CENTERS, LLC	20	45,589	6,745	13%	52,354
DWIC OF TAMPA BAY INC		44,201	6,007	12%	50,208
INTEGRATED REGIONAL LABORATORIES LLP	16	43,534	5,984	12%	49,534
UNIVERSITY OF MIAMI HOSPITAL	171	42,364	4,083	9%	46,618
LEE HEALTH - CAPE CORAL HOSPITAL	3	40,206	6,257	13%	46,466
MILLENNIUM PHYSICIAN GROUP	17	38,613	7,572	16%	46,202
VIRACOR EUROFINIS		36,117	9,851	21%	45,968
UF HEALTH JACKSONVILLE	62	40,437	4,464	10%	44,963
ECCO LAB GROUP CO	547	37,545	4,827	11%	42,919
MOUNT SINAI MEDICAL CENTER	18	36,491	3,756	9%	40,265
ST JOSEPHS HOSPITAL LABORATORY	23	35,497	4,320	11%	39,840
NORTH FLORIDA REGIONAL MEDICAL CENTER		35,920	3,842	10%	39,762
NIGHT LITE PEDIATRIC CENTER LLC		35,439	3,616	9%	39,055
BRANDON REGIONAL HOSPITAL		34,106	4,352	11%	38,458
GENESIS MEDICAL LABORATORY	480	31,452	5,357	14%	37,289
STS LAB 2 LLC	6	35,274	1,917	5%	37,197
ORANGE COUNTY CONVENTION CENTER		33,330	3,724	10%	37,054
WALGREENS	38	30,604	5,625	16%	36,267
MIAMI DADE COUNTY		32,091	3,527	10%	35,618
JUPITER MEDICAL CENTER LAB	88	32,204	3,029	9%	35,321
JFK MEDICAL CENTER LAB	1	30,818	3,774	11%	34,593
HOLY CROSS HOSPITAL CLINICAL LAB	1	31,179	2,811	8%	33,991
PALMETTO GENERAL HOSPITAL LAB	3	28,482	5,274	16%	33,759
WATSON CLINIC LLP		26,469	6,144	19%	32,613
AVENTUS BIO LABS	17	27,771	3,693	12%	31,481
CLEVELAND CLINIC TRADITION HOSPITAL		28,475	2,317	8%	30,792
CLEVELAND CLINIC HOSPITAL LAB	4	27,010	2,739	9%	29,753
INFINITY BIOLOGIX LLC (GINKO BIOWORKS)	118	27,325	1,261	4%	28,704
MALABAR MEDICAL WALK IN CLINIC	1	23,880	4,664	16%	28,545
HEALTHLINK DIAGNOSTIC LABORATORIES	303	25,510	2,509	9%	28,322

# COVID-19: testing by laboratory

Data through May 24, 2021 verified as of May 25, 2021 at 09:25 AM

Data in this report are provisional and subject to change.

The numbers in the table below represent the number of Florida and non-Florida residents for whom test results were received by the Department of Health. A person can be tested by more than one laboratory and can have both positive and negative results. **Therefore, the sum of the numbers in each column will be larger than the total number of people tested.**

Reporting lab	Inconclusive	Negative	Positive	Percent positive	Total
MIAMI BEACH CONVENTION CENTER		26,105	2,111	7%	28,216
MORTON PLANT HOSPITAL-ADLER INSTITUTE	26	24,491	2,941	11%	27,458
ACCESS DX LABORATORY	234	24,801	2,165	8%	27,200
SAINT MARY'S MEDICAL CENTER	27	23,627	2,542	10%	26,196
LAB DIAGNOSTICS LLC	410	20,325	5,409	21%	26,144
UNITED CLINICAL LABORATORY LLC	3	23,043	2,818	11%	25,864
BAYFRONT HEALTH - ST PETERSBURG	17	22,233	2,738	11%	24,988
DRS CLACK SPENCER WHITE & MCCORMACK PA D/B/A		22,785	2,193	9%	24,978
PANCARE OF FLORIDA INC		21,410	2,577	11%	23,987
VISTA CLINICAL DIAGNOSTICS	495	20,252	2,292	10%	23,039
STATLAB_MOBILE	1	20,547	2,064	9%	22,612
NAPLES COMMUNITY HOSPITAL	76	20,118	2,085	9%	22,279
HOMESTEAD HOSPITAL CLINICAL LABORATORY	27	18,508	3,724	17%	22,259
PATIENTS FIRST LAKE ELLA MEDICAL CENTER PA		18,749	3,350	15%	22,099
LAWNWOOD REGIONAL MEDICAL CENTER	1	19,482	2,558	12%	22,041
CLARITY LAB SOLUTIONS	119	19,674	2,217	10%	22,010
LEESBURG REGIONAL MEDICAL CENTER		19,369	2,587	12%	21,956
SYNERGY DIAGNOSTIC LABORATORY	98	19,108	2,541	12%	21,747
NORTHWEST MEDICAL CENTER	1	19,057	2,520	12%	21,578
OSCEOLA REGIONAL MEDICAL CENTER	1	18,870	2,544	12%	21,415
MEMORIAL HOSPITAL JACKSONVILLE	8	18,042	2,953	14%	21,003
ADVENT HEALTH - DAYTONA BEACH	32	18,890	1,827	9%	20,749
LABS ASAP LLC		18,847	1,714	8%	20,561
EXACT SCIENCES LABORATORIES	1	18,177	2,309	11%	20,487
ORANGE PARK MEDICAL CENTER	9	17,379	2,941	14%	20,329
BETHESDA HOSPITAL EAST		18,431	1,742	9%	20,173
OAK HILL HOSPITAL		17,889	2,125	11%	20,014
DELRAY MEDICAL CENTER LAB	3	17,780	1,858	9%	19,641
MEMORIAL REGIONAL HOSPITAL CLINICAL LABORATORY	11	18,292	1,186	6%	19,489
MEDRITE MEDICAL CARE, PC	6,840	11,554	1,080	6%	19,474
NEMOURS CHILDRENS HOSPITAL	1	18,011	1,116	6%	19,128
BAPTIST HEALTH - SOUTH		17,714	1,383	7%	19,097
INDIAN RIVER PATHOLOGY LLC		17,660	1,358	7%	19,018
WEST KENDALL BAPTIST HOSPITAL	14	15,588	3,373	18%	18,975
ADVENTHEALTH CENTRA CARE LAKE BUENA VISTA		16,249	2,218	12%	18,467
LARGO MEDICAL CENTER		16,265	1,894	10%	18,159
WINTER HAVEN HOSPITAL CLINICAL LABORATORY	4	15,215	2,672	15%	17,891
MEDICAL CENTER OF TRINITY CLINICAL LABORATORY	2	16,030	1,764	10%	17,796
PALMS WEST HOSPITAL LAB	2	15,491	2,245	13%	17,738
MOLECULAR INFECTIOUS DISEASES	677	16,266	747	4%	17,690
HEALTH CENTER AT SINAI RESIDENCES		16,924	506	3%	17,430
NATIONWIDE LABORATORY SERVICES INC	570	14,834	1,914	11%	17,318
BIOCERNA LABS	461	14,582	2,112	12%	17,155
ACCESS MEDICAL LABORATORIES	4	8,769	8,336	49%	17,109
LEE DAVIS COMMUNITY RESOURCE CENTER		14,601	2,396	14%	16,997

# COVID-19: testing by laboratory

Data through May 24, 2021 verified as of May 25, 2021 at 09:25 AM

Data in this report are provisional and subject to change.

The numbers in the table below represent the number of Florida and non-Florida residents for whom test results were received by the Department of Health. A person can be tested by more than one laboratory and can have both positive and negative results. **Therefore, the sum of the numbers in each column will be larger than the total number of people tested.**

Reporting lab	Inconclusive	Negative	Positive	Percent positive	Total
MERCY HOSPITAL A CAMPUS OF PLANTATION GEN HOSP LAB	1	14,422	2,411	14%	16,834
UHEALTH CORAL GABLES/LENNAR MED CTR	55	15,611	1,108	7%	16,774
LEE HEALTH - LEE MEMORIAL HOSPITAL		12,897	3,862	23%	16,759
THE HEALTHCARE DISTRICT OF PALM BEACH COUNTY	51	14,633	2,063	12%	16,747
FULGENT DIAGNOSTICS	172	15,557	1,009	6%	16,738
BAPTIST HEALTHCARE - BAPTIST HOSPITAL	6	13,323	3,367	20%	16,696
WEST FLORIDA HOSPITAL LAB	2	13,263	3,241	20%	16,506
WESTSIDE REGIONAL MED CTR	2	14,178	2,325	14%	16,505
GOOD SAMARITAN MEDICAL CENTER LAB	2	14,412	2,016	12%	16,430
REGIONAL MEDICAL CENTER BAYONET POINT	2	15,079	1,314	8%	16,395
WELLINGTON REGIONAL MED CTR LAB	6	14,468	1,798	11%	16,272
PRIVA PATH LABS	83	15,150	1,026	6%	16,259
THE VILLAGES REGIONAL HOSPITAL		14,217	1,468	9%	15,685
GULF COAST MEDICAL CENTER MICROLAB		12,344	3,239	21%	15,583
AVENTURA HOSPITAL LAB		12,726	2,768	18%	15,494
CORAL GABLES HOSPITAL CLINICAL LABORATORY		13,157	2,168	14%	15,325
CARDIOPATH	84	13,183	1,933	13%	15,200
CAPITAL REGIONAL MEDICAL CTR		12,451	2,607	17%	15,058
BAPTIST HEALTH SOUTH FLORIDA - WEST KENDALL URGENT CARE		12,522	2,408	16%	14,930
BLAKE MEDICAL CENTER		13,080	1,688	11%	14,768
PRECISION HEALTH RESOURCES LLC		13,798	967	7%	14,765
NONA SCIENTIFIC	5	11,556	3,199	22%	14,760
WEST BOCA MEDICAL CENTER LAB		13,708	1,035	7%	14,743
LEE HEALTH - HEALTH PARK MEDICAL CENTER		12,348	2,229	15%	14,577
HALIFAX MEDICAL CENTER LAB	40	12,412	2,100	14%	14,552
INDIAN RIVER MEDICAL CENTER LAB		13,669	852	6%	14,521
MANATEE MEMORIAL HOSPITAL		13,238	1,195	8%	14,433
CernerELR_Advent		12,455	1,652	12%	14,107
FAU		12,946	1,161	8%	14,107
PHYSICIANS REGIONAL MEDICAL CENTER - PINE RIDGE RD	1	12,768	1,327	9%	14,096
PALM BEACH GARDENS MEDICAL CTR LAB		12,707	1,340	10%	14,047
ST ANTHONY'S HOSPITAL LAB	30	12,183	1,688	12%	13,901
PLANTATION GENERAL HOSPITAL		11,787	2,063	15%	13,850
LAKE CITY MEDICAL CENTER		11,259	2,386	17%	13,645
ST JOSEPHS HOSPITAL	18	11,450	1,941	14%	13,409
FLORIDA HOSPITAL HEARTLAND MED CTR CLINICAL LAB	33	11,666	1,613	12%	13,312
FLORIDA MEDICAL CENTER - A CAMPUS OF NORTH SHORE	2	11,639	1,554	12%	13,195
ADVENTHEALTH CENTRA CARE WATERFORD LAKES		10,972	2,125	16%	13,097
FLORIDA LABORATORY ANALYSIS		11,498	1,586	12%	13,084
CENTRAL FLORIDA REGIONAL HOSPITAL		11,571	1,322	10%	12,893
LARKIN COMMUNITY HOSPITAL	10	11,266	1,594	12%	12,870
PATHNOSTICS	47	10,326	2,486	19%	12,859
GENOVA DIAGNOSTICS LABORATORY	71	11,631	1,145	9%	12,847
JOHNS HOPKINS ALL CHILDREN'S HOSPITAL		12,036	755	6%	12,791
ADVENT HEALTH - WESLEY CHAPEL	14	11,481	1,176	9%	12,671
DOCTORS HOSPITAL	7	10,676	1,911	15%	12,594
NORTHSIDE HOSPITAL AND HEART INSTITUTE		11,398	1,175	9%	12,573

# COVID-19: testing by laboratory

Data through May 24, 2021 verified as of May 25, 2021 at 09:25 AM

Data in this report are provisional and subject to change.

The numbers in the table below represent the number of Florida and non-Florida residents for whom test results were received by the Department of Health. A person can be tested by more than one laboratory and can have both positive and negative results. **Therefore, the sum of the numbers in each column will be larger than the total number of people tested.**

Reporting lab	Inconclusive	Negative	Positive	Percent positive	Total
EXPRESS GENE MOLECULAR DIAGNOSTICS LABORATORY	1	10,884	1,597	13%	12,482
MEASE COUNTRYSIDE LAB	14	11,037	1,354	11%	12,405
HEALTHQUEST ESOTERICS		10,660	1,679	14%	12,339
CORAL SPRINGS MED CTR		11,133	1,190	10%	12,323
FLORIDA HOSPITAL DELAND	10	10,799	1,436	12%	12,245
VIKOR SCIENTIFIC	49	10,285	1,908	16%	12,242
ADVENTHEALTH CENTRA CARE ST CLOUD	1	10,468	1,740	14%	12,209
COAST DIAGNOSTICS LLC	54	10,836	1,292	11%	12,182
BAPTIST HEALTH SOUTH FLORIDA - COUNTRY WALK URGENT CARE		10,115	2,060	17%	12,175
BINAXNOW	10	9,185	2,944	24%	12,139
LAKE CITY HM		11,145	988	8%	12,133
PWN HEALTH	17	9,962	2,089	17%	12,068
FLORIDA HOSPITAL WATERMAN LABORATORY	70	10,997	865	7%	11,932
WEST PALM HOSPITAL LAB		11,043	881	7%	11,924
AMERICAN FAMILY CARE	1	7,295	4,553	38%	11,849
SARKIS CLINICAL TRIALS	25	10,419	1,402	12%	11,846
GENE BY GENE, GENOMICS RESEARCH CENTER LAB	44	11,068	714	6%	11,826
ST MARKS HOSPITAL LABORATORY B	78	10,627	1,002	9%	11,707
LEON MEDICAL CENTERS LLC		9,327	2,265	20%	11,592
SYNERGY LABORATORIES	37	10,296	1,237	11%	11,570
H LEE MOFFITT CANCER CENTER LABORATORY	5	11,256	298	3%	11,559
FLORIDA HOSPITAL FLAGLER	29	10,464	1,021	9%	11,514
FLORIDA HOSPITAL OCALA		10,109	1,171	10%	11,280
NCF DIAGNOSTICS & DNA TECHNOLOGIES LAB	276	10,356	582	5%	11,214
OCALA REGIONAL MEDICAL CENTER		9,780	1,311	12%	11,091
MEDARBOR DIAGNOSTICS	1	9,884	1,163	11%	11,048
NCH DOWNTOWN NAPLES HOSPITAL	18	10,129	867	8%	11,014
BROWARD HEALTH NORTH CLINICAL LABORATORY		9,759	1,181	11%	10,940
INDIAN RIVER MEDICAL CENTER		9,684	1,168	11%	10,852
LABSTAT LLC	31	10,259	494	5%	10,784
LEE HEALTH CONVENIENT CARE - PAGE FIELD		9,647	1,120	10%	10,767
FLORIDA HOSPITAL OF CARROLLWOOD	23	9,178	1,514	14%	10,715
MINUTECLINIC LLC		9,257	1,452	14%	10,709
NORTH SHORE MEDICAL CENTER		8,943	1,720	16%	10,663
ADVENTHEALTH CENTRA CARE CLERMONT		9,173	1,475	14%	10,648
NCH NORTH NAPLES HOSPITAL	10	9,652	961	9%	10,623
LEE HEALTH - GULF COAST MEDICAL CENTER	2	8,646	1,844	18%	10,492
FIRST CHOICE LABORATORY LLC	113	9,740	623	6%	10,476
LARKIN COMMUNITY HOSPITAL INC DBA CARDIOTROPIC		6,819	3,619	35%	10,438
AVECINA MEDICAL	4	6,210	4,201	40%	10,415
SANTA ROSA MEDICAL CENTER	2	8,800	1,584	15%	10,386
FLORIDA HOSPITAL ZEPHYRHILLS	10	9,209	1,151	11%	10,370
ANNE BATES LEACH EYE HOSPITAL/ ABLEH MICROBIOLOGY LABORATORY	9	10,130	135	1%	10,274
ADVENTHEALTH CENTRA CARE UNIVERSITY	1	9,054	1,211	12%	10,266
BAPTIST HEALTH - BEACHES		9,562	703	7%	10,265
ST LUCIE MEDICAL CENTER		8,523	1,731	17%	10,254
PARAMOUNT URGENT CARE	4	6,599	3,645	36%	10,248



# COVID-19: testing by laboratory

Data through May 24, 2021 verified as of May 25, 2021 at 09:25 AM

Data in this report are provisional and subject to change.

The numbers in the table below represent the number of Florida and non-Florida residents for whom test results were received by the Department of Health. A person can be tested by more than one laboratory and can have both positive and negative results. **Therefore, the sum of the numbers in each column will be larger than the total number of people tested.**

Reporting lab	Inconclusive	Negative	Positive	Percent positive	Total
ADVENTHEALTH CENTRA CARE WINTER GARDEN	1	8,962	1,156	11%	10,119
ADVENTHEALTH CENTRA CARE WINTER PARK		9,047	1,051	10%	10,098
P4 CLINICAL, LLC	205	8,840	997	10%	10,042
CLEVELAND CLINIC MARTIN NORTH HOSPITAL		8,972	1,034	10%	10,006
SRQ DRIVE THROUGH		8,944	905	9%	9,849
CLEVELAND CLINIC MARTIN SOUTH HOSPITAL	1	8,826	1,013	10%	9,840
MEMORIAL HOSPITAL WEST LABORATORY SERVICES	15	8,978	844	9%	9,837
MEMORIAL HOSPITAL MICRO		9,132	620	6%	9,752
AVECINA	20	9,009	706	7%	9,735
BAPTIST HEALTH SOUTH FLORIDA - MIAMI LAKES URGENT CARE		7,673	2,038	21%	9,711
ADVENTHEALTH CENTRA CARE LAKELAND	1	8,357	1,344	14%	9,702
BOSTON HEART DIAGNOSTICS CORP		8,480	1,219	13%	9,699
UNIVERSITY HOSPITAL AND MEDICAL CENTER		8,195	1,458	15%	9,653
PALM BEACH BALL PARK		8,608	1,040	11%	9,648
SOUTH BAY HOSPITAL CLINICAL LAB	1	8,447	984	10%	9,432
ADVENTHEALTH CENTRA CARE HUNTERS CREEK	3	8,099	1,213	13%	9,315
BAYCARE COMMUNITY HEALTH		9,079	199	2%	9,278
QDX PATHOLOGY SERVICES	2	8,808	428	5%	9,238
INFORM DIAGNOSTICS, INC		8,699	532	6%	9,231
ADVENTHEALTH CENTRA CARE LEE ROAD		8,214	986	11%	9,200
WEST MARION COMMUNITY HOSPITAL LAB		7,732	1,436	16%	9,168
POINCIANA MEDICAL CENTER		7,233	1,901	21%	9,134
BAYFRONT HEALTH - PORT CHARLOTTE		8,447	685	8%	9,132
ADVENTHEALTH CENTRA CARE SANFORD		7,967	1,134	12%	9,101
FLORIDA HOSPITAL FISH MEMORIAL	19	7,699	1,325	15%	9,043
CERNERELR_BAYCARE	43	8,320	616	7%	8,979
LAKESWOOD RANCH MEDICAL CENTER		8,267	694	8%	8,961
ADVENTHEALTH EXPRESS CARE		7,427	1,520	17%	8,947
KD MEDICAL CHOICE LLC	5	8,148	774	9%	8,927
MINUTECLINIC LLC #1067		7,616	1,226	14%	8,842
MORTON PLANT-MEASE	5	7,869	861	10%	8,735
EGLIN AIR FORCE BASE	14	6,845	1,806	21%	8,665
ADVENTHEALTH CENTRA CARE APOPKA	1	7,427	1,233	14%	8,661
ISPM LABS, LLC DBA CAPSTONE DIAGNOSTICS, LLC		8,230	406	5%	8,636
ADVENTHEALTH CENTRA CARE LAKE MARY	2	7,521	1,100	13%	8,623
ATLANTIS URGENT CARE	12	6,793	1,809	21%	8,614
WELLINGTON REGIONAL MEDICAL CENTER		7,934	659	8%	8,593
ADVENTHEALTH CENTRA CARE DR PHILLIPS		7,707	859	10%	8,566
GENOSUR LLC	28	8,423	103	1%	8,554
EMERALD COAST URGENT CARE		6,747	1,772	21%	8,519
HIALEAH HOSPITAL	4	6,667	1,841	22%	8,512
ADVENTHEALTH CENTRA CARE MOUNT DORA		7,244	1,255	15%	8,499
BAPTIST HEALTH SOUTH FLORIDA - WESTCHESTER URGENT CARE		7,021	1,458	17%	8,479
ADVENTIST HEALTH SYSTEMS, SUNBELT INC		7,298	1,159	14%	8,457
ARCPPOINT LABS OF FORT MYERS	5	7,482	966	11%	8,453
SPORTS DRUG TESTING LABORATORY	175	8,023	238	3%	8,436
ADVENTHEALTH CENTRA CARE KISSIMMEE		7,556	872	10%	8,428

# COVID-19: testing by laboratory

Data through May 24, 2021 verified as of May 25, 2021 at 09:25 AM

Data in this report are provisional and subject to change.

The numbers in the table below represent the number of Florida and non-Florida residents for whom test results were received by the Department of Health. A person can be tested by more than one laboratory and can have both positive and negative results. **Therefore, the sum of the numbers in each column will be larger than the total number of people tested.**

Reporting lab	Inconclusive	Negative	Positive	Percent positive	Total
HOLMES REG MED CENTER CLINICAL LAB		7,514	842	10%	8,356
AVECINA MEDICAL OAKLEAF	3	6,977	1,330	16%	8,310
BAPTIST HEALTH SOUTH FLORIDA - DORAL URGENT CARE		6,639	1,573	19%	8,212
CERNERELR_BAPTISTMIAMI	31	7,313	862	11%	8,206
PARAMOUNT URGENT CARE INC	1	5,508	2,696	33%	8,205
OVIEDO MEDICAL CENTER		7,361	824	10%	8,185
EMPIRE CITY LABORATORIES INC	102	6,941	1,120	14%	8,163
MINUTECLINIC LLC #8396		6,945	1,201	15%	8,146
BAPTIST HEALTH - NASSAU		7,662	383	5%	8,045
PHARMCO RX	2	7,658	357	4%	8,017
MINUTECLINIC		6,845	1,132	14%	7,977
SPECTOR SCIENTIFIC LAB	22	6,802	1,139	14%	7,963
ADVENTHEALTH CENTRA CARE ALTAMONTE		6,903	985	12%	7,888
DYNIX DIAGNOSTIX		7,111	757	10%	7,868
MINUTE CLINIC LLC		6,907	939	12%	7,846
COMMUNITY HEALTH CENTERS OF PINELLAS INC	2	6,354	1,423	18%	7,779
MEDEXPRESS URGENT CARE OF BOYNTON BEACH LLC		7,112	635	8%	7,747
ST PETERSBURG GENERAL HOSPITAL		6,646	1,090	14%	7,736
SUNCOAST PATHOLOGY ASSOCIATES		7,069	628	8%	7,697
IMPERIAL POINT MEDICAL CENTER		7,013	659	9%	7,672
ADVENT HEALTH - HEART OF FLORIDA ER	1	6,649	1,001	13%	7,651
MEDEXPRESS URGENT CARE HUDSON		6,571	1,063	14%	7,634
NCH NORTH NAPLES HOSPITAL LAB	15	6,733	833	11%	7,581
MEDEXPRESS URGENT CARE	2	5,290	2,273	30%	7,565
ADVENTHEALTH CENTRA CARE AZALEA PARK		6,412	1,074	14%	7,486
AHCC WESLEY CHAPEL		6,464	847	12%	7,311
MINUTECLINIC LLC #3703		5,954	1,349	18%	7,303
ST JOSEPHS NORTH HOSPITAL LAB	7	6,236	1,051	14%	7,294
HOLIDAY CVS LLC		6,872	408	6%	7,280
AVERO DIAGNOSTICS - IRVING	11	6,746	479	7%	7,236
ADVENTHEALTH CENTRA CARE OVIEDO		6,233	1,000	14%	7,233
UNKNOWN	7	3,650	3,532	49%	7,189
ACUTIS DIAGNOSTICS	171	5,852	1,163	16%	7,186
FLORIDA COMMUNITY HEALTH CENTER		5,817	1,362	19%	7,179
CLINICAL REFERENCE LABORATORY	2	6,789	372	5%	7,163
FORT WALTON BEACH MEDICAL CENTER		6,182	956	13%	7,138
FLORIDA FAMILY LABORATORY, INC DBA	66	6,535	502	7%	7,103
MEDIPATH LLC		6,420	614	9%	7,034
FLORIDA HOSPITAL NORTH PINELLAS	11	6,447	551	8%	7,009
ANGEL KIDS PEDIATRICS		6,599	365	5%	6,964
RAULERSON HOSPITAL		6,052	904	13%	6,956
SOLARIS DIAGNOSTICS	11	6,305	615	9%	6,931
MEDCOMP SCIENCES LLC	146	4,602	2,136	31%	6,884
LUMINUS DIAGNOSTICS		6,286	562	8%	6,848
DOCTORS URGENT CARE LLC	1	5,536	1,202	18%	6,739
LABORATORY OF FLORIDA LLC	41	6,062	598	9%	6,701
VISTA CLINICAL	8	3,925	2,743	41%	6,676



# COVID-19: testing by laboratory

Data through May 24, 2021 verified as of May 25, 2021 at 09:25 AM

Data in this report are provisional and subject to change.

The numbers in the table below represent the number of Florida and non-Florida residents for whom test results were received by the Department of Health. A person can be tested by more than one laboratory and can have both positive and negative results. **Therefore, the sum of the numbers in each column will be larger than the total number of people tested.**

Reporting lab	Inconclusive	Negative	Positive	Percent positive	Total
PEDIATRIC HEALTH CARE ALLIANCE PA		6,152	517	8%	6,669
PUTNAM COMMUNITY MEDICAL CENTER		5,834	817	12%	6,651
ADVENTHEALTH CENTRA CARE LONGWOOD	1	5,758	843	13%	6,602
ADVENTHEALTH CENTRA CARE PORT ORANGE		5,603	995	15%	6,598
MICROGEN DX	4	5,854	734	11%	6,592
ADVENTHEALTH CENTRA CARE SOUTH ORANGE		5,658	911	14%	6,569
ADVENTHEALTH CENTRA CARE ORANGE LAKE		5,737	811	12%	6,548
BAPTIST HEALTH SOUTH FLORIDA - PEMBROKE PINES URGENT CARE		5,403	1,102	17%	6,505
SOUTH FLORIDA BAPTIST HOSPITAL MICRO	4	5,374	1,090	17%	6,468
NORTHWEST FLORIDA COMMUNITY HOSPITAL	47	4,924	1,489	23%	6,460
DOCTORS URGENT CARE OF LUTZ LLC	1	5,261	1,187	18%	6,449
URGENT CARE OF THE PALM BEACHES		5,397	1,051	16%	6,448
ADVENTHEALTH CENTRA CARE SAND LAKE		5,689	704	11%	6,393
PRO CLINIC		5,281	1,103	17%	6,384
MEDEXPRESS URGENT CARE - GOLDEN GATE		5,593	778	12%	6,371
COASTAL MED URGENT CARE		4,669	1,619	26%	6,288
BAPTIST HEALTH - NORTH		5,059	1,194	19%	6,253
MINUTECLINIC LLC # 0709		5,240	952	15%	6,192
ADVENTHEALTH CENTRA CARE LEESBURG		5,098	1,091	18%	6,189
MEDEXPRESS URGENT CARE - ROYAL PALM BEACH		5,497	677	11%	6,174
ALTRU DIAGNOSTICS INC	4	5,857	301	5%	6,162
HEALTH FIRST ADVENTHEALTH CENTRA CARE - TITUSVILLE		5,235	927	15%	6,162
MEDEXPRESS URGENT CARE - ESTERO		5,494	655	11%	6,149
ADVENTHEALTH CENTRA CARE WINTER HAVEN	1	4,811	1,306	21%	6,118
PALMS OF PASADENA HOSPITAL		5,414	595	10%	6,009
BAPTIST HEALTH SOUTH FLORIDA - KENDALE LAKES URGENT CARE		4,865	1,102	18%	5,967
BAYFRONT HEALTH - VENICE REGIONAL MEDICAL	1	5,374	537	9%	5,912
WESTCHESTER HOSPITAL	23	4,862	1,021	17%	5,906
PARAMOUNT URGENT CARE - WINDERMERE	3	4,012	1,865	32%	5,880
DOCTORS HOSPITAL OF SARASOTA CLINICAL LABORATORY		5,101	730	13%	5,831
THE CENTER FOR URGENT CARE	3	4,903	917	16%	5,823
URGENT CARE CURE	2	5,013	802	14%	5,817
TALLAHASSEE PRIMARY CARE ASSOCIATES		5,167	632	11%	5,799
HEALTH FIRST ADVENTHEALTH CENTRA CARE GATEWAY	1	5,195	578	10%	5,774
HIGHLANDS REGIONAL MEDICAL CENTER		4,871	891	15%	5,762
MEDEXPRESS URGENT CARE PALM BEACH GARDENS		5,210	542	9%	5,752
MEDICAL DNA LABS LLC	3	5,247	502	9%	5,752
MINUTECLINIC LLC #3662		4,931	817	14%	5,748
SUNRISE MEDICAL LABORATORIES	2	5,319	411	7%	5,732
BAPTIST HEALTH SOUTH FLORIDA - TAMiami TRAIL URGENT CARE		4,633	1,096	19%	5,729
MEDEXPRESS URGENT CARE - LAKELAND		5,001	700	12%	5,701
MINUTECLINIC LLC # 3930		4,934	754	13%	5,688
ESCAMBIA COMMUNITY CLINICS INC	8	4,325	1,349	24%	5,682
BAYFRONT HEALTH - SEVEN RIVERS		5,153	493	9%	5,646
BAPTIST HEALTH SOUTH FLORIDA - CORAL SPRINGS URGENT CARE		4,835	796	14%	5,631
MINUTECLINIC LLC #1771		4,746	829	15%	5,575
QUICK CARE MED PL	2	4,725	825	15%	5,552

# COVID-19: testing by laboratory

Data through May 24, 2021 verified as of May 25, 2021 at 09:25 AM

Data in this report are provisional and subject to change.

The numbers in the table below represent the number of Florida and non-Florida residents for whom test results were received by the Department of Health. A person can be tested by more than one laboratory and can have both positive and negative results. **Therefore, the sum of the numbers in each column will be larger than the total number of people tested.**

Reporting lab	Inconclusive	Negative	Positive	Percent positive	Total
MINUTECLINIC LLC #3463		4,672	870	16%	5,542
BAYFRONT HEALTH - BROOKSVILLE		4,939	576	10%	5,515
BAYFRONT HEALTH - SPRING HILL		5,005	451	8%	5,456
TROPICANA FIELD - LOT 2□	19	4,935	495	9%	5,449
MINUTECLINIC LLC #7225		4,659	789	14%	5,448
ADVENTHEALTH PROMPT CARE	2	4,049	1,379	25%	5,430
BAPTIST HEALTH SOUTH FLORIDA - PINECREST URGENT CARE		4,649	764	14%	5,413
BETHESDA HOSPITAL WEST		4,862	539	10%	5,401
VENTURE MEDICAL OF FLORIDA LLC		4,938	436	8%	5,374
BAYFRONTVENICEREGIONAL		5,196	175	3%	5,371
BAPTIST HEALTH SOUTH FLORIDA - CORAL GABLES URGENT CARE		4,478	885	17%	5,363
BAPTIST HEALTH SOUTH FLORIDA - PALMETTO BAY URGENT CARE		4,479	848	16%	5,327
MINUTECLINIC LLC # 0514		4,684	637	12%	5,321
BAPTIST HEALTH SOUTH FLORIDA - CORAL GABLES (UNIVERSITY) URGENT CARE		4,548	727	14%	5,275
MARTIN HOSPITAL SOUTH LAB		4,966	293	6%	5,259
MINUTECLINIC LLC #5253		4,381	868	17%	5,249
FLAGLER HOSPITAL LABORATORY	8	4,046	1,159	22%	5,213
BAYFRONT HEALTH - PUNTA GORDA		4,812	390	7%	5,202
MINUTECLINIC LLC 5852		4,518	679	13%	5,197
MINUTECLINIC LLC #3291		4,477	702	14%	5,179
TRINITY SPRINGS		4,436	729	14%	5,165
MINUTECLINIC LLC #3631		4,435	726	14%	5,161
MEASE DUNEDIN HOSPITAL	5	4,589	545	11%	5,139
ASCENSION SACRED HEART - EMERALD COAST		4,316	801	16%	5,117
DESOTO MEMORIAL HOSPITAL	3	4,246	833	16%	5,082
ADVENTHEALTH CENTRA CARE COLONIAL TOWN	2	4,519	558	11%	5,079
MINUTECLINIC LLC #5249		4,131	884	18%	5,015
MINUTECLINIC LLC #7887		4,446	544	11%	4,990
MINUTECLINIC LLC #3814		4,288	702	14%	4,990
CARENOW URGENT CARE	2	3,371	1,609	32%	4,982
PREMIER URGENT CARE OF BREVARD LLC	4	4,372	600	12%	4,976
MEDEXPRESS URGENT CARE CAPE CORAL		4,266	705	14%	4,971
BLUE MED CONSULTANTS		4,766	205	4%	4,971
ADVENTIST HEALTH SYSTEMS SUNBELT IN DBA		4,371	569	12%	4,940
MINUTECLINIC LLC #5190		4,108	821	17%	4,929
MINUTECLINIC LLC #5854		4,119	808	16%	4,927
ENGLEWOOD COMMUNITY HOSPITAL		4,494	419	9%	4,913
STEWART ROCKLEDGE HOSPITAL	8	4,424	472	10%	4,904
PHYSICIANS REGIONAL MEDICAL CENTER - COLLIER BLVD	1	3,928	938	19%	4,867
SCION LAB SERVICES LLC	26	4,458	378	8%	4,862
MEMORIAL HOSPITAL- MIRAMAR	12	4,509	334	7%	4,855
TWIN CITIES HOSPITAL	1	4,303	545	11%	4,849
PALMS MEDICAL GROUP	5	3,381	1,460	30%	4,846
MINUTECLINIC LLC # 3686		4,129	694	14%	4,823
LAKESIDE MEDICAL CENTER		3,897	887	19%	4,784
MOFFITT CANCER CENTER	6	4,607	106	2%	4,719
US BIOTEK LABORATORIES	15	4,329	370	8%	4,714

# COVID-19: testing by laboratory

Data through May 24, 2021 verified as of May 25, 2021 at 09:25 AM

Data in this report are provisional and subject to change.

The numbers in the table below represent the number of Florida and non-Florida residents for whom test results were received by the Department of Health. A person can be tested by more than one laboratory and can have both positive and negative results. **Therefore, the sum of the numbers in each column will be larger than the total number of people tested.**

Reporting lab	Inconclusive	Negative	Positive	Percent positive	Total
MEDEXPRESS URGENT CARE LEHIGH ACRES		4,041	635	14%	4,676
MINUTECLINIC LLC #4458		3,950	715	15%	4,665
ADVENT HEALTH - NEW SMYRNA		3,963	689	15%	4,652
HOLIDAY CVS LLC DBA CVS PHARMACY #5154		4,523	123	3%	4,646
MARION E FETHER MEDICAL CENTER, THE		4,208	431	9%	4,639
MINUTECLINIC LLC #7886		4,032	601	13%	4,633
MINUTECLINIC LLC #4201		4,080	551	12%	4,631
NIGHT LITE PEDIATRICS	4	3,347	1,264	27%	4,615
EXACT SCIENCES LABORATORIES, LLC		4,246	369	8%	4,615
PREMIER MEDICAL	2	4,494	95	2%	4,591
ACCU REFERENCE MEDICAL LAB	9	3,734	810	18%	4,553
LOWER KEYS MEDICAL CENTER		4,198	328	7%	4,526
AFC PHYSICIANS OF FLORIDA		3,563	953	21%	4,516
MINUTECLINIC LLC #1807		3,805	689	15%	4,494
MINUTECLINIC LLC #3257		3,808	683	15%	4,491
GENESIS DIAGNOSTICS		4,233	255	6%	4,488
AMELIA URGENT CARE		2,793	1,690	38%	4,483
MINUTECLINIC, LLC #3204		3,761	692	16%	4,453
MINUTECLINIC, LLC (CLINIC 10699)		3,934	499	11%	4,433
BAYA PHARMACY & URGENT CARE		3,297	1,133	26%	4,430
MINUTECLINIC LLC #4415		3,775	643	15%	4,418
DOCTORS TEST CENTERS		3,920	494	11%	4,414
VA PAIN CLINIC	10	4,196	159	4%	4,365
ADVENTHEALTH CENTRA CARE		3,876	482	11%	4,358
MINUTECLINIC LLC #5924		3,814	540	12%	4,354
MINUTECLINIC LLC #5214		3,759	588	14%	4,347
ST. LUCIE MEDICAL CTR.		4,254	57	1%	4,311
VITRO MOLECULAR LABORATORIES	50	3,901	338	8%	4,289
MINUTECLINIC LLC # 3579		3,591	688	16%	4,279
PARAMOUNT URGENT CARE - ORLANDO		3,091	1,132	27%	4,223
MINUTECLINIC LLC #3748		3,488	728	17%	4,216
MINUTECLINIC LLC #7973		3,647	561	13%	4,208
MINUTECLINIC, LLC #5817		3,539	668	16%	4,207
BAPTIST HEALTH SOUTH FLORIDA - DAVIE URGENT CARE		3,429	740	18%	4,169
MINUTECLINIC LLC # 7933		3,698	442	11%	4,140
MINUTECLINIC LLC #3255		3,689	447	11%	4,136
PARAMOUNT URGENT CARE - OVIEDO		3,175	960	23%	4,135
MINUTECLINIC LLC #7173		3,602	526	13%	4,128
MINUTECLINIC LLC #3003		3,429	690	17%	4,119
MINUTECLINIC, LLC #4015		3,333	778	19%	4,111
PRECISION HEALTH SOLUTIONS		3,915	189	5%	4,104
ADVENTHEALTH CENTRA CARE KIDS LAKE MARY		3,786	302	7%	4,088
MINUTECLINIC LLC #1055		3,371	715	17%	4,086
PROHEALTH	3	2,448	1,621	40%	4,072
MINUTECLINIC LLC #5216		3,552	520	13%	4,072
NIGHT LITE PEDIATRICS URGENT CARE	1	3,421	649	16%	4,071
BAPTIST HEALTH SOUTH FLORIDA - WESTON URGENT CARE		3,516	533	13%	4,049

# COVID-19: testing by laboratory

Data through May 24, 2021 verified as of May 25, 2021 at 09:25 AM

Data in this report are provisional and subject to change.

The numbers in the table below represent the number of Florida and non-Florida residents for whom test results were received by the Department of Health. A person can be tested by more than one laboratory and can have both positive and negative results. **Therefore, the sum of the numbers in each column will be larger than the total number of people tested.**

Reporting lab	Inconclusive	Negative	Positive	Percent positive	Total
MINUTECLINIC LLC #3705		3,557	436	11%	3,993
MINUTECLINIC LLC #6007		3,473	516	13%	3,989
ADVENT HEALTH CENTRA CARE -WINTER PARK KIDS URGENT CARE	4	3,670	305	8%	3,979
BARTOW REGIONAL MEDICAL CENTER	1	3,350	621	16%	3,972
MEDONE PLLC		3,063	906	23%	3,969
HEALTH FIRST ADVENTHEALTH CENTRA CARE COCOA		3,574	389	10%	3,963
WALGREEN CO	2	3,516	439	11%	3,957
MINUTECLINIC LLC #3654		3,327	599	15%	3,926
HEALTH FIRST ADVENTHEALTH CENTRA CARE MALABAR		3,538	378	10%	3,916
MEDEXPRESS URGENT CARE - VERO BEACH		3,417	492	13%	3,909
PHYSICIANS PRIMARY CARE	2	3,537	344	9%	3,883
MEDSTAR LABORATORY INC	9	3,868	5	0%	3,882
LAKELAND REGIONAL HEALTH PABLO		3,432	443	11%	3,875
BRASHEAR'S VITAL CARE CORP		3,072	799	21%	3,871
MC DIAGNOSTIC OF CONNECTICUT, PC #2220		3,329	533	14%	3,862
MEDEXPRESS URGENT CARE - DELAND		3,397	442	12%	3,839
SIPARADIGM LLC	59	3,509	265	7%	3,833
MINUTECLINIC LLC #1821		3,413	413	11%	3,826
BAPTIST HEALTH - CLAY		3,368	457	12%	3,825
MINUTECLINIC LLC #1350		3,400	418	11%	3,818
MINUTECLINIC, LLC # 4469		3,395	421	11%	3,816
HEALTH CARE DISTRICT OF PALM BEACH COUNTY	2	3,539	271	7%	3,812
BAPTIST HEALTH SOUTH FLORIDA - BRICKELL URGENT CARE		3,159	637	17%	3,796
MINUTECLINIC LLC #3285		3,351	437	12%	3,788
MINUTECLINIC LLC #476		3,299	486	13%	3,785
BMCT Molecular Diagnostics Subsection		3,207	566	15%	3,773
MINUTECLINIC LLC #8381		3,294	470	12%	3,764
BAPTIST HEALTH EMERGENCY CENTER COUNTRY WALK	1	3,214	546	15%	3,761
MINUTECLINIC LLC #3648		3,064	660	18%	3,724
MINUTECLINIC LLC #5157		3,292	428	12%	3,720
VERILY LIFE SCIENCES	3	3,633	77	2%	3,713
BAPTIST HEALTH URGENT CARE AT SAWGRASS		3,090	611	17%	3,701
MINUTECLINIC LLC #4612		3,058	614	17%	3,672
MINUTECLINIC LLC #4024		3,192	440	12%	3,632
PRIMEHEALTH URGENT CARE INC		3,097	524	14%	3,621
CLARITY LAB SOLUTIONS LLC		3,608	4	0%	3,612
ADVENTHEALTH CENTRA CARE CONWAY		3,059	527	15%	3,586
MINUTECLINIC LLC #3635		3,127	458	13%	3,585
MIDWAY SPECIALTY CARE CENTER DIAGNOSTICS	38	3,299	241	7%	3,578
MARINERS HOSPITAL	1	3,158	317	9%	3,476
GESSLER CLINIC	2	2,425	1,022	30%	3,449
BAPTIST HEALTH - OAKLEAF		2,898	520	15%	3,418
MEDEXPRESS FORT MYERS		2,996	418	12%	3,414
MEMORIAL HOSPITAL PEMBROKE	3	3,018	379	11%	3,400
IMMOKALEE CHD		3,155	234	7%	3,389
ADVENT HEALTH - DADE CITY		2,990	398	12%	3,388
MEDIQUICK URGENT CARE CENTERS INC		2,634	750	22%	3,384



# COVID-19: testing by laboratory

Data through May 24, 2021 verified as of May 25, 2021 at 09:25 AM

Data in this report are provisional and subject to change.

The numbers in the table below represent the number of Florida and non-Florida residents for whom test results were received by the Department of Health. A person can be tested by more than one laboratory and can have both positive and negative results. **Therefore, the sum of the numbers in each column will be larger than the total number of people tested.**

Reporting lab	Inconclusive	Negative	Positive	Percent positive	Total
ACCESS POINT HEALTHCARE URGENT & PRIMARY CARE	2	2,657	716	21%	3,375
MINUTECLINIC LLC #214		2,828	527	16%	3,355
MEDEXPRESS URGENT CARE CORAL SPRINGS		2,946	369	11%	3,315
SELECT LABORATORIES - MARION COUNTY, FL LLC	5	2,970	316	10%	3,291
HEALTH CENTRAL CLINICAL LABORATORY		2,872	412	13%	3,284
AFC PHYSICIANS OF FLORIDA PA		2,701	568	17%	3,269
BAY MEDICAL CENTER SACRED HEART HEALTH SYSTEM		2,595	663	20%	3,258
MINUTECLINIC LLC #1815		2,918	337	10%	3,255
JUPITER MEDICAL CENTER URGENT CARE		2,565	663	21%	3,228
CHARLES AIESI CONSULTING INC	17	2,878	320	10%	3,215
JACKSON HOSPITAL CLINICAL LABORATORY		2,835	366	11%	3,201
MINUTECLINIC LLC #3236		2,814	386	12%	3,200
MEDEXPRESS URGENT CARE - CLEWISTON		2,660	506	16%	3,166
LAKE WALES MEDICAL CENTER INC		2,790	356	11%	3,146
NXGEN MDX LLC	7	2,789	345	11%	3,141
KEYS AHEC SCHOOL MEDICAL CLINIC	15	2,936	153	5%	3,104
PARRISH MEDICAL CENTER	2	2,711	383	12%	3,096
MINUTECLINIC LLC		2,745	350	11%	3,095
EMERGENCY PHYSICIANS MEDICAL CENTER		1,907	1,180	38%	3,087
GENOME LLC	2	2,879	206	7%	3,087
MINUTECLINIC LLC #5069		2,568	492	16%	3,060
VETERANS AFFAIRS MEDICAL CENTER - ORLANDO	1	1,343	1,698	56%	3,042
MINUTECLINIC LLC #8927		2,563	460	15%	3,023
CAREFAST+	1	2,212	802	27%	3,015
GRAVITY DIAGNOSTICS, LLC	10	2,774	222	7%	3,006
APALACHEE CORRECTIONAL INSTITUTION EAST UNIT		2,965	34	1%	2,999
MEDEXPRESS URGENT CARE BOCA RATON		2,716	262	9%	2,978
BAPTIST HEALTHCARE - GULF BREEZE HOSPITAL	3	2,480	491	17%	2,974
MEDEXPRESS PORT CHARLOTTE		2,623	314	11%	2,937
DR G'S URGENT CARE		2,532	377	13%	2,909
BAPTIST HEALTH SOUTH FLORIDA - MIAMI BEACH URGENT CARE		2,475	429	15%	2,904
AMELIA EXPRESS CARE LLC	10	2,542	351	12%	2,903
FLORIDA MEDICAL CLINIC	3	1,377	1,518	52%	2,898
STONE CLINICAL LABORATORIES		2,790	96	3%	2,886
WALGREENS ORLANDO	3	2,540	340	12%	2,883
MINUTECLINIC LLC #5187		2,514	364	13%	2,878
TAMPA COMMUNITY HOSPITAL		2,474	397	14%	2,871
DONALD W ROBERTSON DO PA		2,207	611	22%	2,818
MINI ER WATERFORD LAKES, THE		2,433	381	14%	2,814
PATIENTS FIRST - THOMASVILLE ROAD		2,515	295	10%	2,810
BOND URGENT CARE LLC		2,130	670	24%	2,800
CITRUS MEMORIAL HOSPITAL LABORATORY		2,253	539	19%	2,792
CELESTA MEDICAL SERVICES LLC DBA - AMERICAN RESEARCH LABS		2,544	236	8%	2,780
MINUTECLINIC LLC #3637		2,210	544	20%	2,754
SACRED HEART HEALTH SYSTEM, INC	1	1,875	875	32%	2,751
OPTUM LABS LLC	1	2,518	222	8%	2,741
EMERALD COAST URGENT CARE, LLC	1	2,062	678	25%	2,741

# COVID-19: testing by laboratory

Data through May 24, 2021 verified as of May 25, 2021 at 09:25 AM

Data in this report are provisional and subject to change.

The numbers in the table below represent the number of Florida and non-Florida residents for whom test results were received by the Department of Health. A person can be tested by more than one laboratory and can have both positive and negative results. **Therefore, the sum of the numbers in each column will be larger than the total number of people tested.**

Reporting lab	Inconclusive	Negative	Positive	Percent positive	Total
BAPTIST HEALTH EMERGENCY CENTER AT WEST CORAL WAY		2,262	452	17%	2,714
NCHMD INC		2,300	409	15%	2,709
PHYSICIANS STAT LAB INC	6	2,464	168	6%	2,638
ASCENSION SACRED HEART - GULF		2,047	571	22%	2,618
ADVENT HEALTH - Ocala		2,124	447	17%	2,571
INTELEX LABS, LLC		2,469	84	3%	2,553
PHYSICIANS STAT LAB	3	1,124	1,418	56%	2,545
WHOLE FAMILY HEALTH CENTER INC		2,019	523	21%	2,542
CORE DIAGNOSTIC LABORATORIES LLC	17	2,166	342	14%	2,525
PENSACOLA PEDIATRICS PA	1	2,333	180	7%	2,514
EMERALD COAST URGENT CARE LLC		1,825	657	26%	2,482
WHITE WILSON MEDICAL CENTER		1,068	1,409	57%	2,477
NCH NORTHEAST	7	1,926	519	21%	2,452
TOM LEE COMMUNITY HEALTH CENTER	1	1,746	678	28%	2,425
COMMUNITY HEALTH NORTHWEST FLORIDA	4	1,857	554	23%	2,415
FG RAPID RESULTS	6	1,995	397	17%	2,398
ASSOCIATED PATHOLOGISTS, LLC	3	1,978	398	17%	2,379
MARTIN HEALTH SYSTEM - ST LUCIE WEST		2,151	203	9%	2,354
UNIVERSITY OF NORTH FLORIDA STUDENT HEALTH		2,257	81	3%	2,338
MEDICAL CONSULTANTS OF FLORIDA, LLC	2	1,972	344	15%	2,318
BIO-TECH CLINICAL LABORATORIES INC		2,000	318	14%	2,318
PHYSICIAN ASSOCIATES		2,070	241	10%	2,311
LEE HEALTH - COCONUT POINT CLINICAL LAB	2	1,872	433	19%	2,307
BAYFRONT HEALTH - CITRUS HILLS		2,047	252	11%	2,299
ABSOLUTE GENOMICS	3	2,002	270	12%	2,275
FIU-HEALTH AUXILIARY LABORATORY	6	2,126	138	6%	2,270
BARDMOOR LABORATORY	9	1,929	329	15%	2,267
ADVANCED MEDICAL OF NAPLES LLC		2,000	251	11%	2,251
MINUTECLINIC, LLC #3245		1,850	400	18%	2,250
ARCPOINT LABS		1,569	660	30%	2,229
PRIMEHEALTH URGENT CARE	1	1,865	361	16%	2,227
DOC SMILEYS URGENT CARE LLC		1,827	395	18%	2,222
READY RESPONDERS FLORIDA, PLLC		1,918	292	13%	2,210
LITTLE PINE PEDIATRICS	1	1,928	279	13%	2,208
FLOWERS HOSPITAL		2,010	192	9%	2,202
AMERICAN SCIENTIFIC LABORATORIES LLC		2,122	57	3%	2,179
PROHEALTH MEDICAL CLINIC		1,507	650	30%	2,157
MIAMI JEWISH HEALTH SYSTEMS		1,990	90	4%	2,080
OPTUMCARE FLORIDA LLC		1,741	337	16%	2,078
GENUS3		1,996	74	4%	2,070
STATMED Ocala	7	1,842	197	10%	2,046
ED FRASER MEMORIAL HOSPITAL		1,767	263	13%	2,030
GENESIS LABORATORY MANAGEMENT	15	1,750	262	13%	2,027
BROAD INSTITUTE CLINICAL SEQUENCING RESEARCH PLATFORM	17	1,911	71	4%	1,999
PATIENTS FIRST LAKE ELLA MEDICAL CENTER		1,801	194	10%	1,995
WILLIAM OWEN PASS PARK		1,738	257	13%	1,995
SUNRISE URGENT CARE ASSOCIATES LLC D/B/A	10	1,421	557	28%	1,988



# COVID-19: testing by laboratory

Data through May 24, 2021 verified as of May 25, 2021 at 09:25 AM

Data in this report are provisional and subject to change.

The numbers in the table below represent the number of Florida and non-Florida residents for whom test results were received by the Department of Health. A person can be tested by more than one laboratory and can have both positive and negative results. **Therefore, the sum of the numbers in each column will be larger than the total number of people tested.**

Reporting lab	Inconclusive	Negative	Positive	Percent positive	Total
DOC SMILEY'S URGENT CARE		1,706	247	13%	1,953
BROWNWOOD CARE CENTER		1,710	236	12%	1,946
MEDFAST URGENT CARE CENTERS LLC	2	608	1,334	69%	1,944
LABORATORY SPECIALISTS OF MICHIGAN		1,601	333	17%	1,934
LAKE BALDWIN		1,819	87	5%	1,906
MEDLAB DIAGNOSTICS, LLC		1,776	123	6%	1,899
PROJECT HEALTH, INC SUMTERVILLE	5	1,559	335	18%	1,899
PEDIATRIC HEALTH CARE ALLIANCE - NORTHDAL		1,728	162	9%	1,890
ER QUICKCARE PL		1,611	267	14%	1,878
COLLIER URGENT CARE CENTERS CREEKSIDE		1,668	208	11%	1,876
QUICK CARE MED		1,499	357	19%	1,856
NEIGHBORHOOD MEDICAL CENTER INC	17	1,647	187	10%	1,851
SPEARHEAD MEDICAL		1,707	134	7%	1,841
VRL EUROFINIS		1,794	43	2%	1,837
SPARROW HEALTHCARE	2	1,574	254	14%	1,830
KETAMINE HEALTH CENTERS LLC	1	1,661	152	8%	1,814
PARAMOUNT URGENT CARE - CLERMONT		1,058	755	42%	1,813
ADVENTHEALTH CENTRA CARE TRINITY		1,561	246	14%	1,807
MEDEXPRESS URGENT CARE - JAX ATLANTIC BLVD		1,568	232	13%	1,800
FLORIDA DEPARTMENT OF HEALTH IN POLK COUNTY	2	1,377	416	23%	1,795
IGENOMIX USA LLC	55	1,572	165	9%	1,792
NORTH SHORE LONG ISLAND JEWISH HEALTH	1	1,688	96	5%	1,785
CYPRESS VILLAGE	1	1,754	30	2%	1,785
NORTH VISTA HOSPITAL LABORATORY		1,480	300	17%	1,780
MYTEST DIAGNOSTICS		1,677	83	5%	1,760
RIVER TOWN DIAGNOSTIC LLC		1,470	286	16%	1,756
SHELL POINT NURSING PAVILION	1	1,672	78	4%	1,751
PARAMOUNT URGENT CARE VILLAGES		1,145	603	34%	1,748
LABTECH DIAGNOSTIC		1,446	295	17%	1,741
ACCESS MEDICAL LABS		959	777	45%	1,736
Community_Health		1,533	199	11%	1,732
FIRST QUALITY LABORATORY		1,621	106	6%	1,727
LPG COCONUT POINT		1,460	248	15%	1,708
CARENOW URGENT CARE - FORT PIERCE		1,275	421	25%	1,696
BAPTIST HEALTH SOUTH FLORIDA - KEY BISCANE URGENT CARE EXPRESS		1,494	201	12%	1,695
JW PLASTIC SURGERY		1,449	246	15%	1,695
CAREMED CLINIC LLC	1	1,376	318	19%	1,695
BREVARD HEALTH ALLIANCE INC, THE		1,571	111	7%	1,682
UNIVERSITY OF ALABAMA AT BIRMINGHAM		1,621	48	3%	1,669
ST ANNES NURSING CENTER		1,636	33	2%	1,669
CAREFAST MURABELLA		1,099	538	33%	1,637
BAPTIST HEALTH SOUTH FLORIDA - COUNTRY WALK URGENT CARE EXPRESS		1,378	249	15%	1,627
ELLENTON URGENT CARE		1,385	238	15%	1,623
OPTEO LABORATORY		1,578	36	2%	1,614
PRIMARY CARE SOUTH INC		1,112	501	31%	1,613
MATRIX CLINICAL LABS (FORMERLY BIOCERNA LLC)	13	1,419	169	11%	1,601
ASSURANCE SCIENTIFIC LABORATORIES	1	1,311	283	18%	1,595

# COVID-19: testing by laboratory

Data through May 24, 2021 verified as of May 25, 2021 at 09:25 AM

Data in this report are provisional and subject to change.

The numbers in the table below represent the number of Florida and non-Florida residents for whom test results were received by the Department of Health. A person can be tested by more than one laboratory and can have both positive and negative results. **Therefore, the sum of the numbers in each column will be larger than the total number of people tested.**

Reporting lab	Inconclusive	Negative	Positive	Percent positive	Total
BAPTIST HEALTHCARE - JAY HOSPITAL	3	1,204	380	24%	1,587
6TH MEDICAL GROUP - MCDILL AFB	3	1,464	108	7%	1,575
UHEALTH CLINIC AT WALGREENS		1,275	299	19%	1,574
MELBOURNE MEDICAL LABORATORY	2	1,367	205	13%	1,574
NYU HOSPITALS CENTER CLINICAL LABORATORIES		1,523	49	3%	1,572
GROWING TOGETHER PEDIATRICS LLC		1,487	79	5%	1,566
EUROFINS NTD, LLC		1,517	45	3%	1,562
ADDICTION LABS OF AMERICA	3	1,470	85	5%	1,558
NORTH FLORIDA PEDIATRICS - LAKE CITY		1,326	230	15%	1,556
PALM BEACH ATLANTIC UNIVERSITY		1,502	52	3%	1,554
FAMILY HEALTH CENTERS OF SOUTHWEST FLORIDA INC		1,411	143	9%	1,554
INNOVATIVE TRANSFUSION MEDICINE, INC	11	1,336	179	12%	1,526
MINUTE CLINIC INCORPORATE		1,459	65	4%	1,524
SMA LAB	12	1,346	164	11%	1,522
PEDIATRICS OF CENTRAL FLORIDA PA	20	1,415	76	5%	1,511
CREEKSIDE CARE CENTER	1	1,321	188	12%	1,510
TREASURE COAST MEDICAL ASSOCIATES INC		749	758	50%	1,507
NORTH OKALOOSA MEDICAL CENTER		1,150	357	24%	1,507
PALM BAY HOSPITAL CLINICAL LABORATORY		1,093	401	27%	1,494
PROJECT HEALTH INC	4	1,261	214	14%	1,479
ADVANCE MEDICAL OF NAPLES		327	1,124	77%	1,451
TEMPUS CLINICAL LABORATORY	10	1,279	156	11%	1,445
STEWART REFERENCE LABORATORY	1	896	547	38%	1,444
UHEALTH DEERFIELD BEACH/UMSYLVESTER DEERFIELD BEACH LABORATORY	3	1,380	55	4%	1,438
EAST LAKE PEDIATRICS		1,290	137	10%	1,427
BETHESDA HEALTH URGENT CARE		1,225	201	14%	1,426
PATIENTS CHOICE LABORATORIES		831	593	42%	1,424
COASTAL LABORATORIES	1	1,127	287	20%	1,415
AMELIA EXPRESS CARE	1	772	642	45%	1,415
CARE ONE OF FLORIDA LLC		1,061	349	25%	1,410
USF MORSANI CENTER FOR ADVANCED HEALTH CARE		1,241	169	12%	1,410
INTERLACHEN PEDIATRICS PA		1,329	66	5%	1,395
PALM HARBOR PHARMACY		1,207	173	13%	1,380
ADVANCED DIAGNOSTIC LABORATORY		1,322	47	3%	1,369
ST PETERSBURG PEDIATRICS	1	1,239	127	9%	1,367
VAVA PARTNERS LLC		529	834	61%	1,363
ASCENSION ST VINCENT'S - SOUTHSIDE		1,308	49	4%	1,357
HALIFAX MEDICAL CENTER-PORT ORANGE LAB		1,165	169	13%	1,334
NAPLES URGENT CARE	1	880	452	34%	1,333
XPRESS URGENT CARE	4	1,121	203	15%	1,328
INTERLACHEN PEDIATRICS		1,277	47	4%	1,324
LAB24 INC	3	643	677	51%	1,323
ADVENTHEALTH EXPRESS CARE AT WALGREENS		1,140	181	14%	1,321
HOLIDAY CVS LLC DBA CVS PHARMACY #5155		1,242	73	6%	1,315
NORTH FLORIDA PEDIATRICS-TALLAHASSEE	1	1,201	108	8%	1,310
PENSACOLA PEDIATRICS PA - TIGER POINT	24	1,157	122	9%	1,303
SOLARIS HEALTHCARE PALATKA		1,195	106	8%	1,301

# COVID-19: testing by laboratory

Data through May 24, 2021 verified as of May 25, 2021 at 09:25 AM

Data in this report are provisional and subject to change.

The numbers in the table below represent the number of Florida and non-Florida residents for whom test results were received by the Department of Health. A person can be tested by more than one laboratory and can have both positive and negative results. **Therefore, the sum of the numbers in each column will be larger than the total number of people tested.**

Reporting lab	Inconclusive	Negative	Positive	Percent positive	Total
BERNHARDT LABORATORIES	3	1,195	97	7%	1,295
MIDWAY SPECIALLY CARE CENTER	3	1,059	222	17%	1,284
FISHERMENS HOSPITAL CLINICAL LAB		1,183	100	8%	1,283
COASTAL PEDIATRIC GROUP		1,116	163	13%	1,279
PROFESSIONAL HEALTH EXAMINERS DBA PROHEALTH	1	1,039	230	18%	1,270
STAGEZERO LIFE SCIENCES INC	4	1,158	105	8%	1,267
BREVARD HEALTH ALLIANCE		951	314	25%	1,265
MINUTECLINIC LLC #3281		1,103	160	13%	1,263
LOOP PEDIATRICS PA	3	1,079	171	14%	1,253
ARCPOINT LABS OF CORAL SPRINGS FL		992	261	21%	1,253
MILLER BIOCONNECT		1,148	95	8%	1,243
TYNDALL AIR FORCE BASE		1,011	225	18%	1,236
CATALYST WALK IN CLINIC		992	243	20%	1,235
LAB DOCTOR		1,083	143	12%	1,226
EPN URGENT CARE NAPLES	2	792	422	35%	1,216
CLINICORE		1,124	91	7%	1,215
ALTAMONTE MD		982	233	19%	1,215
NORTH FLORIDA MEDICAL GROUP		1,029	166	14%	1,195
CLARITY LABS		1,084	109	9%	1,193
CAPE CANAVERAL HOSPITAL		868	318	27%	1,186
APLS SERVICES LLC D/B/A CLEAR DIAGNOSTICS	16	1,115	26	2%	1,157
PROFESSIONAL HEALTH EXAMINERS		1,002	153	13%	1,155
BHA CENTRAL COUNTY CLINIC		1,037	108	9%	1,145
PRIMARY CARE OF THE TREASURE COAST		1,006	137	12%	1,143
MINUTECLINIC, LLC DBA MINUTECLINIC #4717		1,097	43	4%	1,140
SPRING HILL HEALTH AND REHABILITATION CENTER		1,111	28	2%	1,139
CAPSTONE HEALTHCARE		802	330	29%	1,132
NORTH FL SOUTH GA HCS-LAKE CITY	3	1,092	36	3%	1,131
GENEIQ		1,063	65	6%	1,128
PEDIATRIC HEALTHCARE ALLIANCE		1,066	59	5%	1,125
VERITAS GENETICS	61	945	119	11%	1,125
EMERALD COAST PEDIATRICS		1,058	57	5%	1,115
CHILDRENS MEDICAL ASSOCIATION		1,021	88	8%	1,109
LENCO MEDICAL LABORATORY		1,050	58	5%	1,108
CLINICAL ENTERPRISE, INC		1,083	25	2%	1,108
DEPT OF VA MEDICAL CENTER - MIAMI	10	1,048	49	4%	1,107
THE HEALTH CENTER OF PLANT CITY		1,025	82	7%	1,107
PENSACOLA PEDIATRICS	2	1,006	97	9%	1,105
BAPTIST HEALTH - MD ANDERSON CANCER CENTER		1,098	6	1%	1,104
XYZ LABORATORY	8	943	146	13%	1,097
EAST LAKE PEDIATRICS PA		994	96	9%	1,090
24 HOUR PEDIATRIC CARE CENTER	4	1,012	72	7%	1,088
CVS HEALTH	1	860	223	21%	1,084
WOODLANDS MEDICAL SPECIALISTS		813	270	25%	1,083
Fernandina Beach Rehabilitation and Nursing Center	1	1,059	19	2%	1,079
CHURCH OF SCIENTOLOGY FLAG SERVICE ORGANIZATION		1,024	52	5%	1,076
SOUTHEAST ALABAMA MEDICAL CENT		1,010	62	6%	1,072

# COVID-19: testing by laboratory

Data through May 24, 2021 verified as of May 25, 2021 at 09:25 AM

Data in this report are provisional and subject to change.

The numbers in the table below represent the number of Florida and non-Florida residents for whom test results were received by the Department of Health. A person can be tested by more than one laboratory and can have both positive and negative results. **Therefore, the sum of the numbers in each column will be larger than the total number of people tested.**

Reporting lab	Inconclusive	Negative	Positive	Percent positive	Total
C.W. BILL YOUNG VA MEDICAL CENTER	1	23	1,045	98%	1,069
HENDRY REGIONAL MEDICAL CENTER CLINICAL LABORATORY		809	260	24%	1,069
AMERICAN FAMILY CARE PENSACOLA WEST		533	533	50%	1,066
SOLARIS HEALTHCARE CHARLOTTE HARBOR		1,010	56	5%	1,066
NORTH SHORE LIJ URGENT CARE PC		1,004	60	6%	1,064
RAINBOW RIVER MEDICAL LABORATORY		978	83	8%	1,061
JACKSONVILLE BEACH PEDIATRIC CARE CENTER		981	74	7%	1,055
RESTORE HEALTH URGENT CARE		850	192	18%	1,042
COVANCE CLINICAL RESEARCH UNIT INC		1,011	27	3%	1,038
VRL EUROFINIS - DALLAS		1,024	13	1%	1,037
NORTH FLORIDA PEDIATRICS PA - SUWANNEE	3	897	131	13%	1,031
MILLENNIA ADVANCED SCIENTIFIC LLC		970	56	5%	1,026
CONSULATE HEALTH CARE OF NEW PORT RICHEY	2	893	127	12%	1,022
VERITOR		852	162	16%	1,014
WHITE-WILSON MEDICAL CENTER - FORT WALTON BEACH		988	26	3%	1,014
E-LAB OF FLORIDA		923	90	9%	1,013
PHAROS HEALTH		756	257	25%	1,013
HISTOPATHOLOGY SERVICES, LLC		902	111	11%	1,013
DAIRY ROAD URGENT CARE	2	847	161	16%	1,010
FAST TRACK URGENT CARE CENTER		5	1,000	100%	1,005
CALHOUN LIBERTY HOSPITAL		831	170	17%	1,001
MOORINGS PARK INSTITUTE, INC, THE		960	39	4%	999
DEPARTMENT OF CLINICAL LABS	2	975	21	2%	998
MEDICAL CENTER OF DELTONA, INC		862	135	14%	997
VIERA HOSPITAL, INC		805	192	19%	997
PALM GARDEN OF PORT SAINT LUCIE		983	12	1%	995
LAKELAND REGIONAL HEALTH - PWC/OB		36	954	96%	990
WELL HEALTH WORKS	24	885	80	8%	989
NORTH FLORIDA PEDIATRICS PA	2	864	119	12%	985
UNIVERSITY OF WEST FLORIDA STUDENT HEALTH SERVICES	1	854	128	13%	983
REDI MED LLC		794	183	19%	977
WHITE WILSON MEDICAL CENTER PA - NAVARRE		844	131	13%	975
GULF COAST VILLAGE		931	43	4%	974
EMED LABS, LLC	3	951	19	2%	973
TOTAL RENAL LABORATORIES INC DBA DAVITA LABS	1	842	128	13%	971
PALACE NURSING HOME & REHAB CENTER		922	43	4%	965
Point of Care Testing	1	128	836	87%	965
TACACHALE CLINICAL LABORATORY	1	905	50	5%	956
LEE COUNTY EMERGENCY MEDICAL SERVICE	1	822	130	14%	953
MOLECULAR TESTING LABS		862	90	9%	952
NCHMD, INC SOUTHEAST IMMEDIATE CARE		747	201	21%	948
Victoria Nursing and Rehabilitation Center		892	55	6%	947
BOND CLINIC PA PEDIATRICS DEPT		884	62	7%	946
INTEGRITY LABORATORIES, LLC	4	771	165	18%	940
ENCOMPASS HEALTH		916	22	2%	938
ABBOTT LABORATORIES		815	123	13%	938
COASTAL PHYSICIANS, LLC		757	178	19%	935



# COVID-19: testing by laboratory

Data through May 24, 2021 verified as of May 25, 2021 at 09:25 AM

Data in this report are provisional and subject to change.

The numbers in the table below represent the number of Florida and non-Florida residents for whom test results were received by the Department of Health. A person can be tested by more than one laboratory and can have both positive and negative results. **Therefore, the sum of the numbers in each column will be larger than the total number of people tested.**

Reporting lab	Inconclusive	Negative	Positive	Percent positive	Total
EXPRESS PHARMACY		850	73	8%	923
GENE TOX WORLDWIDE	60	736	125	14%	921
DOCTOR'S MEMORIAL HOSPITAL		751	169	18%	920
ANY LAB TEST NOW	2	630	279	31%	911
PRINCIPLE LABORATORY	8	879	24	3%	911
CLINICAL PATHOLOGY LABS INC		822	87	10%	909
J AND G MEDICAL GROUP LLC		756	150	17%	906
WATSON THERAPEUTICS INC	1	864	39	4%	904
AFC URGENT CARE CLEARWATER	1	197	704	78%	902
MINUTECLINIC LLC, #10357		890	6	1%	896
LIFE CARE CENTER OF NEW PORT RICHEY		854	41	5%	895
CARITHERS PEDIATRIC GROUP		833	61	7%	894
Tampa Lakes Health and Rehabilitation Center	2	817	73	8%	892
CRUCIAL CARE EMERGENCY MEDICINE DOCTORS		716	176	20%	892
FAMILY HEALTH CENTERS OF SWF LABS	2	765	124	14%	891
AMERICAN MEDICAL RESPONSE		875	10	1%	885
PRIMARY CARE SERVICES AT ST ANDREWS ESTATES		880	3	0%	883
POINT WASHINGTON MEDICAL CLINIC	1	660	213	24%	874
PEDIATRIC HEALTHCARE ALLIANCE PA		809	63	7%	872
PRIMARY CARE SERVICES AT INDIAN RIVER ESTATES		846	26	3%	872
RUSKIN HEALTH CENTER	1	590	280	32%	871
ADVENTHEALTH MEDICAL GROUP PROMPT CARE		638	232	27%	870
PALM GARDEN OF VERO BEACH		816	51	6%	867
CITY MEDICAL OF NEW JERSEY, PC		787	77	9%	864
BRISTOL AT TAMPA, THE	4	835	22	3%	861
SOUTHERN OAKS CARE CENTER	1	816	38	4%	855
FLORIDA GULF COAST UNIVERSITY		655	197	23%	852
CENTRAL FLORIDA HEALTH CARE INC		727	124	15%	851
AUGUSTUS LABS LLC		696	148	18%	844
BUFFALO CROSSING HEALTHCARE & REHABILITATION CTR		821	19	2%	840
CareATC - Jackson	120	673	46	5%	839
VALENCIA HILLS HEALTH AND REHABILITATION CENTER		821	18	2%	839
VITAS HEALTHCARE CORPORATION OF FLA	1	827	7	1%	835
LIFEBRITE	2	599	233	28%	834
ADVENT HEALTH - DELTONA ER		690	140	17%	830
PEBBLEBROOK PHARMACY	1	689	139	17%	829
MEDONE URGENT CARE CENTER		604	224	27%	828
DYNIX DIAGNOSTICS	2	539	285	35%	826
GOLDEN GATE FAMILY CLINIC		332	493	60%	825
BOND AND STEELE CLINIC PA		607	213	26%	820
THE PRESERVE		801	17	2%	818
FLORIDA HOSPITAL ORLANDO		743	74	9%	817
PALM GARDEN OF CLEARWATER		798	18	2%	816
FLAGLER COUNTY HEALTH DEPARTMENT	3	634	179	22%	816
PEDIATRICS IN BREVARD PA		744	71	9%	815
ASAP LABS LLC	7	655	151	19%	813
ASCENSION ST VINCENT'S - CLAY		775	35	4%	810

# COVID-19: testing by laboratory

Data through May 24, 2021 verified as of May 25, 2021 at 09:25 AM

Data in this report are provisional and subject to change.

The numbers in the table below represent the number of Florida and non-Florida residents for whom test results were received by the Department of Health. A person can be tested by more than one laboratory and can have both positive and negative results. **Therefore, the sum of the numbers in each column will be larger than the total number of people tested.**

Reporting lab	Inconclusive	Negative	Positive	Percent positive	Total
ORANGE BLOSSOM FAMILY HEALTH		758	49	6%	807
MANOR CARE HEALTH SERVICES - FT MYERS		770	31	4%	801
ORLANDO HEALTH AND REHAB CENTER		754	44	6%	798
NITE LITE PEDIATRICS		234	564	71%	798
NONE		308	489	61%	797
SEMINOLE NURSING PAVILION		788	8	1%	796
TELESCOPE HEALTH LLC	4	671	121	15%	796
ETHOS WELLNESS PHARMACY		737	52	7%	789
DXTERITY DIAGNOSTICS	3	741	45	6%	789
MOUNT SINAI LABORATORY		746	38	5%	784
KENDALL HEALTHCARE PROPERTIES DBA	2	752	30	4%	784
LIFE CARE CENTER OF PENSACOLA		725	51	7%	776
WILLOWBROOKE COURT AT EDGEWATER POINTE ESTATES		766	9	1%	775
RAINBOW PEDIATRIC CENTER PA		727	48	6%	775
HEARTLAND PEDIATRICS OF LAKE WALES		694	80	10%	774
SAINTS 120 LLC	1	738	34	4%	773
VENICE REGIONAL BAYFRONT HEALTH (PULMONARY)		637	135	17%	772
NATURE COAST MEDICAL GROUP		628	143	19%	771
Crestview Rehabilitation Center	5	635	129	17%	769
ADVENT HEALTH - WESTCHASE ER		676	92	12%	768
BOCA GRANDE HEALTH CLINIC		717	41	5%	758
MAIN STREET MEDICAL CENTER		226	529	70%	755
SOUTHERN LABORATORY SERVICES OF NWF		713	39	5%	752
NORTHEAST FLORIDA NEUROLOGY CLINICS, INC		637	113	15%	750
MANOR PINES CONVALESCENT CENTER LLC	1	723	24	3%	748
LIFE CARE CENTER OF ORANGE PARK		713	34	5%	747
ADVENT HEALTH LAB - ORLANDO		434	312	42%	746
PALM BEACH COUNTY FIREFIGHTERS HEALTH CLINIC, LLC		640	105	14%	745
CARE ONE OF FLORIDA	1	558	185	25%	744
ARTHREX MEDICAL CENTER	1	581	161	22%	743
OCALA FAMILY MEDICAL CENTER INC	2	641	99	13%	742
EDEN SPRINGS NURSING AND REHAB CENTER		629	112	15%	741
SANTA ROSA MEDICAL GROUP		575	166	22%	741
BALDWIN PEDIATRICS	1	703	35	5%	739
Signature HealthCare Center of Waterford		699	39	5%	738
FORT MYERS INTERNAL MEDICINE, LLC		667	70	9%	737
GULF COAST MOLECULAR LABORATORIES	13	611	110	15%	734
CLIFFORD CHESTER SIMS STATE VETERANS		719	13	2%	732
DIAMOND RIDGE HEALTH AND REHABILITATION		693	36	5%	729
MANOR CARE NURSING CENTER OF SARASOTA FL LLC		640	88	12%	728
MEDONE URGENT CARE AT ST. AUGUSTINE		267	460	63%	727
FHMG FLORIDA HOSPITAL MEDICAL GROUP	1	680	46	6%	727
AFC URGENT CARE		287	439	60%	726
JOHN KNOX VILLAGE HEALTH CENTER		693	33	5%	726
ADVENT HEALTH - TIMBERRIDGE ER		617	109	15%	726
MORSELIFE MEMORY CARE RESIDENCE		714	10	1%	724
BAPTIST PRIMARY CARE	2	594	127	18%	723



# COVID-19: testing by laboratory

Data through May 24, 2021 verified as of May 25, 2021 at 09:25 AM

Data in this report are provisional and subject to change.

The numbers in the table below represent the number of Florida and non-Florida residents for whom test results were received by the Department of Health. A person can be tested by more than one laboratory and can have both positive and negative results. **Therefore, the sum of the numbers in each column will be larger than the total number of people tested.**

Reporting lab	Inconclusive	Negative	Positive	Percent positive	Total
NCH HEALTHCARE SYSTEM MICROBIOLOGY LAB		2	721	100%	723
Palm Garden of Ocala	4	616	102	14%	722
VETERANS AFFAIRS MEDICAL CENTER	1	45	676	94%	722
FLORIDA HOSPITAL WAUCHULA		557	164	23%	721
NAIA		719	1	0%	720
DISNEY COVID TEST SITE		703	17	2%	720
NCH HEALTHCARE BONITA		574	145	20%	719
PHYSICIANS PRIMARY CARE OF SOUTHWEST FLORIDA	1	687	30	4%	718
SUWANNEE HEALTH AND REHABILITATION CENTER		710	5	1%	715
NAPLES CHILDREN'S URGENT CARE		631	83	12%	714
CHILDRENS CLINIC WEST FLORIDA PEDIATRICS		657	57	8%	714
CLINICAL LABS OF HAWAII		706	4	1%	710
QUOTIENT SCIENCES		686	24	3%	710
ADVENTHEALTH MEDICAL GROUP PROMPT CAR	1	522	186	26%	709
EMERALD SHORES HEALTH AND REHABILITATION		607	102	14%	709
QUALITOX LABORATORIES		518	190	27%	708
SIGNATURE HEALTHCARE OF BROOKWOOD GARDENS		695	11	2%	706
GRAND COURT TAMPA		702	4	1%	706
VITAS HEALTHCARE CORP OF CENTRAL FL		679	26	4%	705
HOLMES REGIONAL MEDICAL CENTER		11	694	98%	705
RIVER GARDEN HEBREW HOME FOR THE AGED		644	59	8%	703
AMERICA'S PHARMACY LLC		621	82	12%	703
ORLANDO ORTHOPAEDIC OUTPATIENT SURGERY CENTER LLC		695	5	1%	700
MEDICAL FP - WHOLE FAMILY HEALTH CENTER		577	120	17%	697
MAYFLOWER ASSISTED LIVING		689	7	1%	696
PREMIER MEDICAL LABORATORY SERVICES	2	468	225	32%	695
GOLDEN GLADES NURSING & REHABILITATION CTR		652	38	6%	690
INTERNAL MEDICINE & PEDIATRICS OF TAMPA BAY PA		609	80	12%	689
PALM GARDEN OF TAMPA		654	33	5%	687
SABAL PALMS HEALTH AND REHAB		622	63	9%	685
CLEWISTON NURSING AND REHABILITATION CENTER		669	14	2%	683
MICHAEL A MIDDLETON MD PA		648	34	5%	682
SHORE ACRES CARE CENTER		635	40	6%	675
TREE HOUSE PEDIATRICS PLLC		606	68	10%	674
Plantation Bay Rehabilitation Center		649	24	4%	673
COLLIER COUNTY JAIL		669	3	0%	672
MINI ER ADULT AND PEDIATRIC URGENT CARE		574	98	15%	672
FLORIDA STATE HOSPITAL CLINICAL LABORATORY		660	7	1%	667
LIFE CARE CENTER OF HILLIARD		643	22	3%	665
ADDINGTON PLACE AT WELLINGTON GREEN		654	11	2%	665
ST JOHN'S NURSING CENTER		637	25	4%	662
HARBOUR HEALTH CENTER		643	19	3%	662
NSPIRE HEALTHCARE MIAMI LAKES	8	638	15	2%	661
HMA SANTA ROSA MEDICAL CENTER LLC DBA		537	123	19%	660
WILLOW BROOKE COURT AT INDIAN RIVER ESTATES		612	46	7%	658
FIRST CHOICE PEDIATRICS		536	121	18%	657
POINT OF CARE TESTING SITE		630	26	4%	656

# COVID-19: testing by laboratory

Data through May 24, 2021 verified as of May 25, 2021 at 09:25 AM

Data in this report are provisional and subject to change.

The numbers in the table below represent the number of Florida and non-Florida residents for whom test results were received by the Department of Health. A person can be tested by more than one laboratory and can have both positive and negative results. **Therefore, the sum of the numbers in each column will be larger than the total number of people tested.**

Reporting lab	Inconclusive	Negative	Positive	Percent positive	Total
FLORIDA HOSPITAL MEDICAL GROUP		390	266	41%	656
VETERANS AFFAIRS MEDICAL CENTER - JAMES A HALEY			654	100%	654
MAVERICK LABS		461	191	29%	652
MID-FLORIDA PATHOLOGY		483	167	26%	650
DBI HEALTH INC		634	16	2%	650
FLORIDA DEPARTMENT OF HEALTH IN CALHOUN COUNTY		501	147	23%	648
SOLARIS HEALTHCARE BAYONET POINT		627	21	3%	648
BODYK		631	13	2%	644
Consulate Health Care of North Fort Myers		627	14	2%	641
BONIFAY NURSING AND REHAB CENTER		608	33	5%	641
SOLARIS HEALTHCARE LAKE CITY		538	103	16%	641
CHILDRENS MEDICAL ASSOCIATION PA		570	70	11%	640
BALDOMERO LOPEZ STATE VETERANS NURSING HOME	2	631	6	1%	639
EXPRESS URGENT CARE LLC		1	636	100%	637
WELL-BEING MEDICAL CENTER PLLC		570	64	10%	634
CONTINENTAL CLINICAL RESEARCH, LLC		557	75	12%	632
VIERA VA OPC		621	11	2%	632
SEBASTIAN RIVER MEDICAL CENTER	3	447	181	29%	631
PALM GARDEN OF ORLANDO		596	34	5%	630
PHYSICIANS PRIMARY CARE LAB	1	552	77	12%	630
AFC URGENT CARE FAMILY CARE		1	628	100%	629
CONSULATE HEALTHCARE OF VERO BEACH	14	531	83	13%	628
DAVITA LABS	4	613	11	2%	628
PIONEER CLINICAL LAB LLC		512	113	18%	625
VILLA MARIA NURSING & REHAB CENTER INC	1	604	17	3%	622
THERADOC		152	468	75%	620
SUNSHINE URGENT CARE LLC		462	157	25%	619
ANCIENT CITY PEDIATRICS	1	590	27	4%	618
FLORIDA HOSPITAL HEARTLAND MED CTR LAKE PLACID		489	128	21%	617
INNOVATIVE GENOMICS, LLC	10	556	49	8%	615
NEW YORK HOSPITAL LABORATORIES	1	597	16	3%	614
HOSPICE OF THE FLORIDA SUNCOAST,THE		604	10	2%	614
HOPE HOSPICE AND COMMUNITY SERVICES INC	14	578	21	3%	613
PALMETTO FAMILY HEALTHCARE	1	401	211	34%	613
FOUNTAIN MANOR HEALTH AND REHAB CENTER	1	590	22	4%	613
ENCOMPASS HEALTH REHABILITATION HOSPITAL OF SUNRISE	8	596	8	1%	612
The Manor at Blue Water Bay		549	63	10%	612
HOLY CROSS HOSPITAL		13	598	98%	611
AFC URGENT CARE SEMINOLE	1		610	100%	611
GEORGIA PUBLIC HEALTH LABORATORY		568	41	7%	609
URGENT CARE EXPRESS LLC	1	243	363	60%	607
DOH - INDIAN RIVER		500	106	17%	606
SOLARIS HEALTHCARE DAYTONA	2	548	52	9%	602
LORI MCAULIFFE MD PA		551	51	8%	602
PARTICLE THEORY LABS		576	25	4%	601
HEALTH CENTER AT BRENTWOOD	1	553	47	8%	601
DASCENA, INC	3	537	60	10%	600

# COVID-19: testing by laboratory

Data through May 24, 2021 verified as of May 25, 2021 at 09:25 AM

Data in this report are provisional and subject to change.

The numbers in the table below represent the number of Florida and non-Florida residents for whom test results were received by the Department of Health. A person can be tested by more than one laboratory and can have both positive and negative results. **Therefore, the sum of the numbers in each column will be larger than the total number of people tested.**

Reporting lab	Inconclusive	Negative	Positive	Percent positive	Total
NORTH FLORIDA RETIREMENT VILLAGE		595	5	1%	600
WEST GABLES HEALTH CARE CENTER		587	13	2%	600
MANOR OAKS NURSING & REHAB CENTER	5	593	2	0%	600
PATIENTS FIRST - MAHAN DRIVE		164	436	73%	600
PENSACOLA PEDIATRICS MILTON		537	62	10%	599
University Crossing		595	3	1%	598
LAUDERDALE NURSING CENTER LLC	1	578	19	3%	598
JAMES A HALEY VETERANS HOSPITAL		2	592	100%	594
UNIVERSITY OF TAMPA INC, THE		572	21	4%	593
BROOKDALE FORT MYERS CYPRESS LAKE		590	2	0%	592
PORT SAINT LUCIE HOSPITAL		582	10	2%	592
PEDIATRICS BY THE SEA		553	38	6%	591
DIGNITY HEALING, LLC		572	19	3%	591
NORTH FLORIDA REHABILITATION & SPECIALTY CARE		571	20	3%	591
LIFE CARE CENTER OF WINTER HAVEN		571	20	3%	591
AFC URGENT CARE TYRONE		4	586	99%	590
PLANT CITY PEDIATRICS	1	474	113	19%	588
MIDWAY SPECIALTY CARE CENTER	3	471	114	19%	588
CONSULATE HEALTH CARE OF BAYONET POINT	4	564	20	3%	588
SHORELINE PHYSICIAN GROUP		364	223	38%	587
THE VILLAGES REGIONAL HOSPITAL FREESTANDING		533	52	9%	585
PEDIATRIC ASSOCIATES OF OCALA PA		543	42	7%	585
TUSKAWILLA NURSING AND REHAB CENTER	2	573	9	2%	584
Palm Garden of Largo		577	4	1%	581
XPRESS URGENT CARE- PORT ST. LUCIE		420	161	28%	581
NURSING PLUS OF BROWARD LLC	1	555	23	4%	579
EMERALD COAST PEDIATRICS & ADOL		512	67	12%	579
BENTON PEDIATRICS INC		520	59	10%	579
BAPTIST PRIMARY CARE, INC		546	32	6%	578
OCEAN BIOSCIENCES		566	12	2%	578
PALM GARDEN OF WINTER HAVEN	3	558	16	3%	577
RICARDO NAVARRO DO PA		486	90	16%	576
ECCOLAB GROUP	1	152	420	73%	573
Good Samaritan Society Kissimmee Village		506	67	12%	573
PREMIER MEDICAL CENTER LLC	11	534	28	5%	573
MEDICAL VB		451	121	21%	572
TENNESSEE DOH - NASHVILLE	2	504	66	12%	572
PALM GARDEN OF JACKSONVILLE	2	487	80	14%	569
METROPOLITAN HOSPITAL CENTER		559	9	2%	568
CHAUTAUQUA REHABILITATION AND NURSING CENTER		553	12	2%	565
BROWARD PARTNERSHIP	6	550	8	1%	564
MEMORIAL PEMBROKE 24/7 CARE CENTER		434	129	23%	563
ARCPOINTS LABS		492	71	13%	563
GANDY CROSSING CARE CENTER	1	537	24	4%	562
VETERANS AFFAIRS MEDICAL CENTER - BAY PINES		19	543	97%	562
SANDBAY URGENT CARE		455	106	19%	561
NEMOURS CHILDREN'S HOSPITAL		453	108	19%	561

# COVID-19: testing by laboratory

Data through May 24, 2021 verified as of May 25, 2021 at 09:25 AM

Data in this report are provisional and subject to change.

The numbers in the table below represent the number of Florida and non-Florida residents for whom test results were received by the Department of Health. A person can be tested by more than one laboratory and can have both positive and negative results. **Therefore, the sum of the numbers in each column will be larger than the total number of people tested.**

Reporting lab	Inconclusive	Negative	Positive	Percent positive	Total
VETERANS AFFAIRS MEDICAL CENTER - GAINESVILLE		3	556	99%	559
CITRUS NURSING CENTER LLC		511	47	8%	558
WHITE-WILSON MEDICAL CENTER - NICEVILLE		506	51	9%	557
CARENOW	3	314	240	43%	557
THE PALACE AT HOMESTEAD	1	534	21	4%	556
KINDRED HOSPITAL	10	523	22	4%	555
MEDIPATH PATHOLOGY SERVICES		109	446	80%	555
LITTLE PINE PEDIATRICS PLLC	3	489	61	11%	553
PARKLANDS FACILITY INC	4	507	42	8%	553
The Sands at South Beach		549	4	1%	553
EXPERTUS LABORATORIES INC		448	103	19%	551
ATLANTIC SHORES NURSING AND REHAB CENTER	1	537	13	2%	551
BROOKSVILLE HEALTHCARE CENTER LLC		532	17	3%	549
HERON POINTE HEALTH AND REHABILITATION	1	544	3	1%	548
CLERMONT HEALTH AND REHABILITATION CENTER		514	33	6%	547
MAGNOLIA FAMILY URGENT CARE		494	53	10%	547
VITAE DIAGNOSTICS		534	13	2%	547
STEWART SEBASTIAN RIVER MEDICAL CENTER		489	58	11%	547
NCF DIAGNOSTICS & DNA TECHNOLOGIES	15	213	318	58%	546
THE SPRINGS AT BOCA CIEGA BAY		534	11	2%	545
COASTAL URGENT CARE		428	116	21%	544
JACKSON MEMORIAL LONG TERM CARE CENTER		508	36	7%	544
DOCTORS CENTER,THE		432	111	20%	543
MANOR AT CARPENTERS		508	32	6%	540
BOULEVARD REHABILITATION CENTER		524	16	3%	540
MOOSEHAVEN HEALTH CENTER		477	62	12%	539
LIFE CARE CENTER OF PALM BAY		510	28	5%	538
FLOMEDILAB		301	236	44%	537
Heartland Healthcare of Ft. Myers	1	532	3	1%	536
ORLANDO HEALTH CENTER FOR REHABILITATION		521	15	3%	536
TRINITY REGIONAL REHAB CENTER		502	33	6%	535
MEDSCAN LABORATORY INC	1	316	218	41%	535
ORLANDO VA MEDICAL CENTER		2	532	100%	534
STARKE FAMILY MEDICAL CENTER		438	95	18%	533
OKEECHOBEE COUNTY HEALTH DEPT	1	387	145	27%	533
PALM BEACH PEDIATRICS PA	2	460	71	13%	533
FLORIDA DEPARTMENT OF HEALTH CLAY COUNTY	2	429	101	19%	532
JACKSON MEMORIAL PERDUE MEDICAL CENTER		502	29	5%	531
SAMANTHA WILSON CARE CENTER	4	515	12	2%	531
UNIVERSITY OF CENTRAL FLORIDA HEALTH SERVICES		507	23	4%	530
AMBULATORY SURGERY CENTER OF BOCA RATON LTD		526	4	1%	530
MED FAST URGENT CARE CENTER		260	269	51%	529
LIFE HOPE LABS, LLC		510	19	4%	529
GOOD SAMARITAN CENTER		526	3	1%	529
SUSANNA WESLEY HEALTH CENTER		491	37	7%	528
WIMAUMA COMMUNITY HEALTH CENTER		437	91	17%	528
MEDICAL CENTER CLINIC-IMMEDIATE CARE	1	423	104	20%	528



# COVID-19: testing by laboratory

Data through May 24, 2021 verified as of May 25, 2021 at 09:25 AM

Data in this report are provisional and subject to change.

The numbers in the table below represent the number of Florida and non-Florida residents for whom test results were received by the Department of Health. A person can be tested by more than one laboratory and can have both positive and negative results. **Therefore, the sum of the numbers in each column will be larger than the total number of people tested.**

Reporting lab	Inconclusive	Negative	Positive	Percent positive	Total
ENZO CLINICAL LABS INC	3	498	26	5%	527
PINES OF SARASOTA		518	9	2%	527
SOLARIS HEALTHCARE OSCEOLA		501	25	5%	526
MEMPHIS PATHOLOGY LABORATORY	5	497	24	5%	526
NEW YORK PRESBYTERIAN - CUMC CLINICAL		506	20	4%	526
NEW PLANT CITY FAMILY CARE	1	290	234	45%	525
PW WINDERMERE SUBTENANT LLC		521	4	1%	525
Solaris HealthCare Windermere		492	33	6%	525
HILLCREST HEALTH CARE & REHABILITATION CENTER	3	507	15	3%	525
ST CLOUD REGIONAL MEDICAL CENTER CLINICAL LAB		394	131	25%	525
BHA TITUSVILLE CLINIC		489	35	7%	524
LA MER NH LLC		516	8	2%	524
TIDEWELL HOSPICE INC	2	514	7	1%	523
AZALEA TRACE PHYSICIAN SERVICES		515	7	1%	522
Ocala Health and Rehabilitation Center		495	25	5%	520
ASSOCIATESMD MEDICAL GROUP INC		441	77	15%	518
VITAS HEALTHCARE CORPORATION		510	5	1%	515
MEDFAST URGENT CARE CENTERS		231	283	55%	514
FAIRWAY OAKS CENTER LLC	6	500	6	1%	512
SOLARIS HEALTHCARE MERRITT ISLAND		448	62	12%	510
FLO-MEDILAB SERVICES LLC		195	312	62%	507
VITAS LUTHERAN TOWERS INPATIENT PROGRAM		441	65	13%	506
HOLISTIX TREATMENT CENTERS		495	11	2%	506
Darcy Hall Of Life Care		492	14	3%	506
ASCEND CLINICAL	7	415	82	16%	504
VILLAGE DOCTORS OF KEYSTONE		401	102	20%	503
PORT CHARLOTTE HMA		447	56	11%	503
Cypress Cove Care Center		402	101	20%	503
AMEERAH LABS, LLC	2	410	90	18%	502
ADVENTHEALTH EXPRESS CARE AT		417	84	17%	501
Williston Care Center		433	67	13%	500
CLINICAL PATHOLOGY LABS		388	112	22%	500
Colonial Lakes Health Care		453	46	9%	499
SANFORD LABORATORIES		454	45	9%	499
Parkview Rehabilitation Center at Winter Park		488	10	2%	498
EPN URGENT CARE		84	412	83%	496
ONESTOP MEDICAL AND URGENT CARE LLC		428	67	14%	495
Manatee Springs Rehabilitation and Nursing Center		474	20	4%	494
AYERS HEALTH & REHABILITATION CENTER		485	7	1%	492
BAPTIST HEALTH URGENT CARE AT PLANTATION		422	70	14%	492
ELLENTON PEDIATRICS		473	19	4%	492
Quest Diag Unspecifd	1	326	164	33%	491
Bayside Care Center	1	469	21	4%	491
MARION AND BERNARD L SAMSON NURSING CENTER		485	4	1%	489
MOBILE MEDICAL ASSOCIATES PL	17	420	52	11%	489
FLETCHER HEALTH AND REHABILITATION CENTER		485	3	1%	488
SEASIDE HEALTH AND REHABILITATION CENTER		425	63	13%	488

# COVID-19: testing by laboratory

Data through May 24, 2021 verified as of May 25, 2021 at 09:25 AM

Data in this report are provisional and subject to change.

The numbers in the table below represent the number of Florida and non-Florida residents for whom test results were received by the Department of Health. A person can be tested by more than one laboratory and can have both positive and negative results. **Therefore, the sum of the numbers in each column will be larger than the total number of people tested.**

Reporting lab	Inconclusive	Negative	Positive	Percent positive	Total
FAMILY EXPRESS URGENT CARE		5	482	99%	487
Life Care Center of Punta Gorda	1	469	15	3%	485
RENAISSANCE AT THE TERRACES		474	9	2%	483
Santa Rosa Center for Rehabilitation and Healing		409	73	15%	482
RITECARE MEDICAL CENTER		392	90	19%	482
FAMILY CARE PARTNERS OF NORTHEAST FLORIDA LLC		403	79	16%	482
PEDIATRIC HEALTH CARE ALLIANCE, PA		437	44	9%	481
HARDEE COUNTY HEALTH DEPARTMENT		390	91	19%	481
HARTS HARBOR HEALTH CARE CENTER		457	24	5%	481
PENSACOLA PEDIATRICS, PA		462	19	4%	481
ST PETERSBURG PEDIATRICS-SEMINOLE BLVD		406	74	15%	480
AVANTE AT OCALA INC	5	443	32	7%	480
NAVAL HOSPITAL - JACKSONVILLE		138	341	71%	479
Q ANSWER LAB	1	414	63	13%	478
HEALTHY STEPS PEDIATRICS		425	52	11%	477
ADVENTHEALTH EXPRESS CARE AT WALGREENS 49TH STREET		405	71	15%	476
BLOUNTSTOWN REHABILITATION CENTER LLC		367	108	23%	475
HEALTHWORKS MED GROUP OF FLORIDA PA	3	463	9	2%	475
TREASURE COAST COMMUNITY HEALTH	3	394	77	16%	474
MANOR CARE OF BOYNTON BEACH LLC		447	24	5%	471
NTD_EUROFINS_AIMS		429	40	9%	469
BROOKDALE LAKE TAVARES		460	8	2%	468
SIGNATURE HEALTHCARE OF NORTH FLORIDA		463	5	1%	468
ABBAY DELRAY		461	7	1%	468
SPECIALTY HEALTH AND REHABILITATION CENTER		435	32	7%	467
UNIVERSITY OF TAMPA STUDENT HEALTH AND SHC CLINICAL LABORATORY		299	168	36%	467
RAPID RELIABLE TESTING NY LLC		455	12	3%	467
MANORCARE HEALTH SERVICES - VENICE		410	56	12%	466
BROOKDALE PALMER RANCH	1	407	57	12%	465
ST PETERSBURG PEDIATRICS-PARK BLVD		422	42	9%	464
ORCHARD PARK HEALTH & REHABILITATION		457	6	1%	463
INDIAN RIVER CTR, LLC		410	52	11%	462
WALGREENS 4915	2	415	45	10%	462
THE PALACE MANAGEMENT - THE PALACE AT CORAL GABLES		458	3	1%	461
PALM GARDEN OF WEST PALM BEACH	4	441	16	3%	461
Destin Healthcare and Rehabilitation Center	1	420	40	9%	461
NATIONS BEST FAMILY HEALTH CARE		272	187	41%	459
WALGREENS 3173		419	40	9%	459
PRO HEALTH		208	249	54%	457
CLARIDGE HOUSE NURSING CENTER		437	18	4%	455
TAMARAC REHABILITATION & HEALTH CENTER		449	6	1%	455
WATERMARK LAKE POINTE WOODS LLC		436	18	4%	454
ROLLINS COLLEGE WELLNESS CENTER		130	323	71%	453
CENTRAL FLORIDA HEALTH SERVICES		401	52	11%	453
ST ANDREWS BAY SKILLED NURSING &		391	61	13%	452
PEACHTREE IMMEDIATE CARE		383	68	15%	451
CHEEK AND SCOTT DRUGS INC		377	74	16%	451

# COVID-19: testing by laboratory

Data through May 24, 2021 verified as of May 25, 2021 at 09:25 AM

Data in this report are provisional and subject to change.

The numbers in the table below represent the number of Florida and non-Florida residents for whom test results were received by the Department of Health. A person can be tested by more than one laboratory and can have both positive and negative results. **Therefore, the sum of the numbers in each column will be larger than the total number of people tested.**

Reporting lab	Inconclusive	Negative	Positive	Percent positive	Total
DIAGNOSTIC & CLINICAL CARE SERVICES INC DBA		358	90	20%	448
SMA SPECIALTY MEDICAL LAB		120	327	73%	447
BAPTIST PRIMARY CARE INC	1	418	28	6%	447
ORCHARD RIDGE CARE AND REHABILITATION CENTER		427	19	4%	446
MADISON FACILITY INC		438	8	2%	446
FLORIDA HEART & VASCULAR MULTISPECIALTY GROUP PA		343	103	23%	446
DIAMOND RIDGE HEALTH AND REHABILITATION CENTER		424	22	5%	446
PruittHealth Panama City	1	378	66	15%	445
EMERITUS AT NAPLES	2	441	2	0%	445
HEALTH CENTRAL PARK		373	68	15%	441
HCSO OCCUPATIONAL HEALTH AND WELLNESS CENTER		356	85	19%	441
ABBOTT DIAGNOSTICS		409	29	7%	438
LUIS A GHIGLINO MD PA		425	13	3%	438
SUN COUNTRY PEDIATRICS PLLC	9	391	37	8%	437
Bardmoor Oaks Healthcare and Rehabilitation Center		422	14	3%	436
APP-UNIPATH, LLC	2	417	16	4%	435
PEDIATRICS IN BREVARD PA- ROCKLEDGE		385	49	11%	434
Solaris Healthcare Lake Bennet		396	38	9%	434
GENETIC TECHNOLOGICAL INNOVATIONS, LLC		418	15	3%	433
BARTON HEALTH ALLIANCE	3	380	50	12%	433
Life Care Center of Ocala		362	70	16%	432
AVECINA MEDICAL JULINGTON	1	240	189	44%	430
FLORIDA DEPT OF HEALTH IN BREVARD COUNTY	3	364	63	15%	430
MY HEALTHY BLUEPRINT BY BAPTIST HEALTH CARE		359	70	16%	429
ENCOMPASS HEALTH REHABILITATION OF SEA PINES		425	2	0%	427
BAY VILLAGE OF SARASOTA INC		424	3	1%	427
ARCPOINT LABS OF ST PETERSBURG		336	91	21%	427
PALMS REHABILITATION AND HEALTHCARE CENTER		387	40	9%	427
SUNLAND MARIANNA COX MEDICAL CENTER		383	43	10%	426
SABAL DIRECT PRIMARY CARE, PA		341	84	20%	425
PALMS OF SEBRING		386	38	9%	424
FLORIDA DEPARTMENT OF HEALTH IN LIBERTY COUNTY	3	324	97	23%	424
Bay Breeze Senior Living and Rehabilitation Center		371	53	13%	424
Vi at Lakeside Village Skilled Nursing		408	15	4%	423
HOLISTIC PEDIATRICS GROUP LLC		396	27	6%	423
The Care Center at Pinellas Park	1	406	14	3%	421
BRIDGEWATER PARK HEALTH AND REHAB	4	383	34	8%	421
LEHIGH REGIONAL MEDICAL CENTER LAB	2	372	47	11%	421
FIRST CHOICE PEDIATRICS INC	1	378	42	10%	421
HARDEE MANOR HEALTH CARE CENTER	1	415	4	1%	420
GARCIA CLINICAL LABORATORY		28	392	93%	420
UR MEDICINE LABS- CENTRAL LABORATORY		392	26	6%	418
Solaris Healthcare Coconut Creek		407	11	3%	418
HEALTH PARK CARE CENTER		411	7	2%	418
ROSEWOOD HEALTH AND REHABILITATION CENTER		389	29	7%	418
MINUTECLINIC LLC #3671		372	45	11%	417
KEY LARGO - LARGO CARGO		379	38	9%	417



# COVID-19: testing by laboratory

Data through May 24, 2021 verified as of May 25, 2021 at 09:25 AM

Data in this report are provisional and subject to change.

The numbers in the table below represent the number of Florida and non-Florida residents for whom test results were received by the Department of Health. A person can be tested by more than one laboratory and can have both positive and negative results. **Therefore, the sum of the numbers in each column will be larger than the total number of people tested.**

Reporting lab	Inconclusive	Negative	Positive	Percent positive	Total
BAPTIST HEALTH SOUTH FLORIDA - WEST BOCA URGENT CARE		349	67	16%	416
FLORIDA DEPARTMENT OF HEALTH		361	54	13%	415
LIFE CARE PONTE VEDRA INC		403	12	3%	415
LASER & SURGERY CENTER OF THE PALM BEACHES□		413	2	0%	415
Timberidge Center for Rehabilitation and Healing		378	35	8%	413
NAPHCARE, INC AT MANATEE COUNTY JAIL		387	26	6%	413
STUART - FAIRGROUNDS		364	49	12%	413
ADVANCED AMBULATORY SURGERY CENTER		398	14	3%	412
JACKSONVILLE VA UNIVERSITY OPC	4	392	13	3%	409
ST JOSEPH'S HOSPITAL LABORATORY		2	407	100%	409
BAYSHORE DIAGNOSTICS		362	46	11%	408
TIDE LABORATORIES		362	45	11%	407
HENDRY REGIONAL MEDICAL CENTER		119	287	71%	406
Coastal Health and Rehabilitation Center		393	13	3%	406
Life Care Center at Inverrary		396	10	2%	406
AVON PARK PEDIATRICS INC	3	357	45	11%	405
ELMCROFT PINECREST	1	376	27	7%	404
JACKSONVILLE KIDS PEDIATRICS, PLLC		368	36	9%	404
TRI-COUNTY NURSING AND REHABILITATION CENTER INC		389	15	4%	404
OCEAN VIEW NURSING AND REHAB CENTER		381	22	5%	403
GULF COAST MEDICAL CENTER		396	6	1%	402
SEA BREEZE REHAB AND NURSING CENTER□		393	9	2%	402
SUNCOAST URGENT CARE		299	101	25%	400
VILLAGE PLACE NH LLC□		350	50	13%	400
COMMUNITY HEALTH AND REHABILITATION CENTER		336	63	16%	399
MEDFAST URGENT CARE CENTER		167	231	58%	398
EXCEL PEDIATRICS		336	58	15%	394
MINI ER AND URGENT CARE		289	105	27%	394
FAMILY MEDICAL CARE OF PALM BEACH		281	113	29%	394
MANORCARE AT LELY PALMS		385	8	2%	393
CORAL TRACE HEALTH CARE□	2	384	7	2%	393
CITY OF PORT SAINT LUCIE		362	29	7%	391
Stacey Health Care Centers Inc. dba Riverside Care Center		361	30	8%	391
EHEALTHSCREENINGS, LLC		390			390
BARBER		13	376	97%	389
SERENADES IN THE VILLAGES		336	53	14%	389
LIFE BRITE	4	366	19	5%	389
AVANTE AT MT DORA		381	8	2%	389
BEAR CREEK NURSING CENTER		383	5	1%	388
HAINES CITY REHABILITATION AND NURSING CENTER		363	24	6%	387
BOCA BIOLISTICS REFERENCE LABORATORY	3	256	127	33%	386
KISSIMMEE FACILITY OPERATIONS LLC		361	25	6%	386
VILLAGE DOCTORS FAMILY MEDICAL CENTER OF		318	68	18%	386
VETERANS AFFAIRS MEDICAL CENTER - LAKE CITY		52	334	87%	386
BAYFRONT MEDICAL		335	51	13%	386
TGH		1	384	100%	385
BROOKDALE PADDOCK HILLS	2	380	2	1%	384

# COVID-19: testing by laboratory

Data through May 24, 2021 verified as of May 25, 2021 at 09:25 AM

Data in this report are provisional and subject to change.

The numbers in the table below represent the number of Florida and non-Florida residents for whom test results were received by the Department of Health. A person can be tested by more than one laboratory and can have both positive and negative results. **Therefore, the sum of the numbers in each column will be larger than the total number of people tested.**

Reporting lab	Inconclusive	Negative	Positive	Percent positive	Total
Solaris HealthCare Imperial		375	8	2%	383
ARCPPOINT LABS OF SARASOTA MANATEE		295	87	23%	382
ST CATHERINE'S WEST REHABILITATION HOSPITAL		369	13	3%	382
HARBOURWOOD	1	372	9	2%	382
ELMHURST HOSPITAL CENTER	1	348	32	8%	381
FL HUD DESTIN, LLC D/B/A GRAND BOULEVARD HEALTH		342	39	10%	381
MANOR CARE OF NAPLES FL LLC		375	6	2%	381
VI AT BENTLEY VILLAGE HOME CARE		380	1	0%	381
FAMILY CARE PARTNERS OF NE FLORIDA LLC		303	77	20%	380
FAIR HAVENS CENTER, OPCO		371	8	2%	379
Surrey Place Healthcare and Rehabilitation		377	2	1%	379
TRENTON MEDICAL CENTER INC DBA PALMS MEDICAL GROUP	4	282	93	25%	379
AFTER HOURS PEDIATRICS INC	1	1	377	99%	379
ACCESS MEDICAL CENTER	1	344	33	9%	378
REHABILITATION CENTER OF LAKE CITY, THE		348	30	8%	378
CAREATC, INC.	1	352	24	6%	377
PALMETTO SUBACUTE CARE CENTER		365	12	3%	377
24/7 PEDIATRIC CARE CENTERS INC		356	21	6%	377
COLOR GENOMICS, INC.	4	366	6	2%	376
SPRINGTREE REHAB & HEALTH CARE CENTER		352	24	6%	376
BAYA PHARMACY WEST		8	368	98%	376
HOLLEY NAVARRE MEDICAL CLINIC		292	84	22%	376
solaris Healthcare Parkway	2	355	19	5%	376
BAYA POINTE NURSING AND REHABILITATION		293	83	22%	376
Marshall Health and Rehabilitation Center		325	50	13%	375
HOLIDAY CVS LLC DBA CVS/PHARMACY #0440		359	16	4%	375
ELLENTON PEDIATRICS PA		353	21	6%	374
EPWORTH VILLAGE RETIREMENT COMMUNITY		368	6	2%	374
LAKE EUSTIS HEALTH AND REHABILITATION CENTER		366	8	2%	374
HOSPICE OF LAKE & SUMTER INC	1	361	11	3%	373
TAVARES PEDIATRICS		312	61	16%	373
RIVERS FAMILY MEDICINE PA		284	88	24%	372
ESTERO ISLAND MEDICAL CENTER		294	77	21%	371
FLORIDA KEYS PEDIATRICS & ADOLESCENT CENTER		352	19	5%	371
URGENT CARE BETHESDA	1	318	52	14%	371
MACDILL AIR FORCE BASE		330	41	11%	371
AVENTURA REHAB AND NURSING CENTER		353	18	5%	371
INFORM DIAGNOSTICS		361	9	2%	370
WILLISTON PEDIATRICS PA	1	325	43	12%	369
ADVENT HEALTH - TAMPA		148	221	60%	369
CRYSTAL RIVER HEALTH & REHAB		361	4	1%	365
EDGEWATER AT WATERMAN VILLAGE,THE		346	18	5%	364
JACKSON PLAZA NURSING & REHAB CENTER	6	347	10	3%	363
CYPRESS COVE		354	8	2%	362
EAST RIDGE RETIREMENT VILLAGE		359	3	1%	362
SOUTHWEST ORLANDO FAMILY MEDICINE, PL		301	60	17%	361
CONCIMED LLC		326	34	9%	360

# COVID-19: testing by laboratory

Data through May 24, 2021 verified as of May 25, 2021 at 09:25 AM

Data in this report are provisional and subject to change.

The numbers in the table below represent the number of Florida and non-Florida residents for whom test results were received by the Department of Health. A person can be tested by more than one laboratory and can have both positive and negative results. **Therefore, the sum of the numbers in each column will be larger than the total number of people tested.**

Reporting lab	Inconclusive	Negative	Positive	Percent positive	Total
Concordia Village of Tampa AL		355	5	1%	360
The Grove Health and Rehabilitation		335	24	7%	359
POMPANO REHABILITATION AND NURSING CTR		353	5	1%	358
ARGO SENIOR LIVING AT HAVERHILL		336	21	6%	357
AVANTE AT LEESBURG INC		352	5	1%	357
FREEDOM SQUARE NURSING CENTER□		345	12	3%	357
FRICKS PHARMACY		289	67	19%	356
AMERICAN RESEARCH LABS		306	50	14%	356
KEY WEST HEALTH AND REHAB	1	347	8	2%	356
CENTERSTONE OF FLORIDA□		324	32	9%	356
AMERICAN ESOTERIC LAB-BIRMINGHAM		349	5	1%	354
HCTB INC		295	58	16%	353
DEPARTMENT OF HEALTH BUREAU OF FAMILY		338	15	4%	353
VILLAGE AT VIENNA SQUARE,THE□	6	329	18	5%	353
Avante at St Cloud, Inc.		341	11	3%	352
FOUNTAIN INN NURSING & REHABILITATION CTR, INC		346	6	2%	352
APOLLO HEALTH & REHABILITATION		345	7	2%	352
JUPITER MEDICAL CENTER URGENT CARE - STUART		270	82	23%	352
MY CLINICAL LAB		223	129	37%	352
STATMED QUICK QUALITY CLINIC AT NORTH PINELLAS		90	262	74%	352
WALGREENS #04809	1	317	33	9%	351
CORAL BAY HEALTHCARE AND REHABILITATION	1	338	12	3%	351
QUICK CARE MED LLC	1	283	67	19%	351
ROSEN MEDICAL CENTER		302	48	14%	350
SELECT REFERENCE LABORATORIES, LLC	1	336	12	3%	349
ST LUCIE EMPLOYEE HEALTH & WELLNESS CENTER		334	14	4%	348
HAVEN OF OUR LADY OF PEACE INC		339	8	2%	347
REGENTS PARK OF BOCA RATON□		342	5	1%	347
COLLIER PHARMACY		286	60	17%	346
HEALTH DESIGNS		332	14	4%	346
USAFSAM/PHE		175	170	49%	345
LabCorp (Non-Interfaced)	2	133	210	61%	345
SIGNATURE HEALTHCARE AT THE COURTYARD		298	47	14%	345
SUNRISE DIAGNOSTIC LABORATORY		292	53	15%	345
TIERRA PINES CENTER		331	13	4%	344
FLORIDA HEALTH CARE PLANS			344	100%	344
ADVENT HEALTH CENTRA CARE - PALM COAST		80	262	77%	342
ST VINCENT'S AMBULATORY CARE INC DBA	2	298	42	12%	342
MIAMI CEREBRAL PALSY RESIDENTIAL		341	1	0%	342
STAR CARE		284	57	17%	341
CRONOS CLINICAL LABORATORY	22	227	91	27%	340
SPRINGS AT LAKE POINTE WOODS		338	2	1%	340
ST JUDE CHILDREN'S RESEARCH HOSPITAL		325	15	4%	340
Avante at Inverness		337	3	1%	340
RULEME CENTER	2	307	30	9%	339
MEDICAL CENTER AT OCEAN REEF,THE		321	17	5%	338
MACCLENNY NURSING AND REHAB		320	18	5%	338

# COVID-19: testing by laboratory

Data through May 24, 2021 verified as of May 25, 2021 at 09:25 AM

Data in this report are provisional and subject to change.

The numbers in the table below represent the number of Florida and non-Florida residents for whom test results were received by the Department of Health. A person can be tested by more than one laboratory and can have both positive and negative results. **Therefore, the sum of the numbers in each column will be larger than the total number of people tested.**

Reporting lab	Inconclusive	Negative	Positive	Percent positive	Total
DELTONA HEALTH CARE		307	30	9%	337
220 GOLDEN, LLC	1	320	16	5%	337
MIDWAY PRIMARY CARE, LLC	11	215	111	33%	337
AMERICAN FINNISH NURSING HOME	2	326	8	2%	336
ACCURATE DIAGNOSTIC LABS, INC	1	317	18	5%	336
KENNEDY PAIN CLINIC GROUP LLC		301	34	10%	335
PHYSICIANS REGIONAL WALK-IN		196	139	41%	335
DAYTONA BEACH HEALTH AND REHAB CENTER		333	2	1%	335
Chatham Glen Healthcare and Rehabilitation Center	1	324	10	3%	335
ARDEN COURTS OF TAMPA	2	327	6	2%	335
CORAL REEF NURSING & REHABILITATION CENTER		327	8	2%	335
CROSS POINTE CARE CENTER	2	326	6	2%	334
GOOD SAMARITAN SOCIETY-DAYTONA		313	21	6%	334
NORTH PINELLAS STATMED QUICK QUALITY CLINICS		236	97	29%	333
LAKESIDE NEUROLOGIC		319	14	4%	333
Life Care Center at Wells Crossing		309	24	7%	333
VITAS HEALTHCARE CORPORATION OF FL		317	15	5%	332
TALLAHASSEE NHHI LLC	1	304	27	8%	332
LODGE HEALTH AND REHABILITATION CENTER, THE		298	33	10%	331
LEESBURG PEDIATRICS		291	38	12%	329
ST JAMES HEALTH AND REHABILITATION CENTER		242	87	26%	329
WESTCHESTER GARDENS LIMITED PARTNERSHIP		319	9	3%	328
WHITE WILSON MEDICAL IMMEDIATE CARE NICEVILLE		101	227	69%	328
AVELLINO LAB USA, INC	1	313	14	4%	328
HOSPICE OF ST FRANCIS INC		321	7	2%	328
TRUE NORTH HEALTH NAVIGATION LLC DBA DISPATCHHEALTH	1	276	51	16%	328
Sunset Point Center		321	6	2%	327
Flagler Health and Rehabilitation		317	9	3%	326
SILVER CREEK SENIOR LIVING COMMUNITY		321	5	2%	326
PROFESSIONAL URGENT CARE SERVICES		272	54	17%	326
PIONEER CLINICAL LAB, LLC		212	113	35%	325
LUTHERAN HAVEN		316	9	3%	325
BIOCEPT		302	22	7%	324
JACKSONVILLE UNIVERSITY	1	303	19	6%	323
RIVERWOOD HEALTH NH LLC		283	40	12%	323
Life Care Center of Sarasota		309	14	4%	323
HUNT CLUB PEDIATRIC ASSOCIATES, P.A.		275	48	15%	323
PONTE VEDRA GARDENS		321	1	0%	322
HOMESTEAD MANOR	2	278	41	13%	321
HEATHER HILL HEALTHCARE CENTER		274	47	15%	321
Avante at Orlando	1	314	6	2%	321
CONSULATE HEALTH CARE OF SAFETY HARBOR		314	7	2%	321
D PEDIATRICS		289	32	10%	321
BOCA RATON REHABILITATION CENTER	4	311	5	2%	320
West Melbourne Health and Rehabilitation Center		319	1	0%	320
LAKE REGIONAL URGENT CARE		61	259	81%	320
HIGHLANDS URGENT CARE		1	319	100%	320



# COVID-19: testing by laboratory

Data through May 24, 2021 verified as of May 25, 2021 at 09:25 AM

Data in this report are provisional and subject to change.

The numbers in the table below represent the number of Florida and non-Florida residents for whom test results were received by the Department of Health. A person can be tested by more than one laboratory and can have both positive and negative results. **Therefore, the sum of the numbers in each column will be larger than the total number of people tested.**

Reporting lab	Inconclusive	Negative	Positive	Percent positive	Total
BENTLEY CARE CENTER		318	1	0%	319
PruittHealth Santa Rosa		225	94	29%	319
USA HEALTH UNIVERSITY HOSPITAL CLINICAL LABORATORY	1	307	10	3%	318
CONEY ISLAND HOSPITAL	1	306	11	3%	318
ST MARK VILLAGE	1	312	5	2%	318
PALM GARDEN OF PINELLAS		317	1	0%	318
MEDEXPRESS LUTZ		4	313	99%	317
OSPREY LODGE		256	61	19%	317
IMA MEDICAL GROUP	1	233	82	26%	316
SILVERCREST HEALTH AND REHABILITATION CENTER	3	305	8	3%	316
FORT PIERCE HEALTH CARE		309	7	2%	316
BAY COUNTY SHERIFFS OFFICE JAIL FACILITY		262	53	17%	315
MEDICATION ROOMS-CSU/CI NURSE STATION	1	301	13	4%	315
JUPITER MEDICAL CENTER URGENT CENTER		265	49	16%	314
NADAL PEDIATRICS		260	54	17%	314
GENESIS MEDICAL LABORATORY MIAMI FL.		83	230	73%	313
BARBARA O'REILLY MD PA		305	7	2%	312
Chatsworth at PGA National, LLC		297	14	5%	311
DE LUNA HEALTH AND REHABILITATION CENTER		287	23	7%	310
MILLENNIUM PHYSICIAN GROUP LLC		270	40	13%	310
ALTAMONTE PEDIATRIC ASSOCIATES		233	77	25%	310
PERSONALIZED GENETIC TESTING	3	204	100	33%	307
SARAPATH DIAGNOSTICS		175	131	43%	306
renaissance health and rehabilitation center		278	27	9%	305
LAKELAND REGIONAL HEALTH SYSTEMS INC		39	266	87%	305
FARAH MEDICAL		288	17	6%	305
FLORIDA ATLANTIC UNIVERSITY STUDENT HEALTH		252	52	17%	304
CLARE BRIDGE ORMOND BEACH	1	303			304
LAKE PARK OF MADISON		292	11	4%	303
WALGREENS 10670		263	40	13%	303
RITE MEDICAL CARE PC		300	3	1%	303
ARBOR FACILITY INC		298	4	1%	302
FLORIDA DEPARTMENT OF HEALTH IN TAYLOR COUNTY	1	252	49	16%	302
DISCOVERY VILLAGE AT NAPLES		284	17	6%	301
SHC College Park		298	3	1%	301
AVANTE AT ORMOND BEACH INC		292	9	3%	301
CAREATC CITY OF TAMPA	27	233	41	14%	301
HEARTLAND PEDIATRICS OF LAKE PLACID PA	1	263	36	12%	300
BUENA VISTA URGENT CARE		264	34	11%	298
PAVILION FOR HEALTHCARE, THE		295	3	1%	298
THE RESIDENCE AT TIMBER PINES	4	268	26	9%	298
A PLUS PEDIATRICS		263	35	12%	298
BOND CLINIC, PA		222	75	25%	297
BAYA URGENT CARE LLC		257	39	13%	296
BROOKDALE DESTIN		284	12	4%	296
ALLIANCE PEDIATRICS PA		288	8	3%	296
CHIPOLA MEDICAL ASSOCIATES, LLC		218	78	26%	296

# COVID-19: testing by laboratory

Data through May 24, 2021 verified as of May 25, 2021 at 09:25 AM

Data in this report are provisional and subject to change.

The numbers in the table below represent the number of Florida and non-Florida residents for whom test results were received by the Department of Health. A person can be tested by more than one laboratory and can have both positive and negative results. **Therefore, the sum of the numbers in each column will be larger than the total number of people tested.**

Reporting lab	Inconclusive	Negative	Positive	Percent positive	Total
AMELIA MEDICAL CARE		136	159	54%	295
WESTWOOD HEALTHCARE SNF		249	46	16%	295
LONGWOOD FAMILY PRACTICE		226	69	23%	295
CHIPOLA HEALTH AND REHAB		276	18	6%	294
GATTOLINE ENTERPRISES, INC. DBA FAMILY CARE PHARMACY		243	51	17%	294
SANDY PINES	2	248	44	15%	294
PROTEUS MOLECULAR AND CLINICAL LAB	1	180	112	38%	293
NORTHWEST MEDICAL CENTER CLINICAL LABORATORY		175	118	40%	293
PALMS FACILITY INC		273	18	6%	291
BIOIQ		243	48	16%	291
ADVENT HEALTH - PALM HARBOR ER		240	51	18%	291
SIGNATURE HEALTHCARE OF ORANGE PARK		286	4	1%	290
DOCTORS MEMORIAL HOSPITAL		158	132	46%	290
Solaris Senior Living North Naples ALF		281	9	3%	290
AMERICAN HEALTH ASSOCIATES INC	1	270	19	7%	290
DAVID SCOTT MADWAR MD PA		261	29	10%	290
VETERANS AFFAIRS MEDICAL CENTER - MIAMI		2	288	99%	290
Rehabilitation Center for Park Place LLC		279	11	4%	290
ADVENTHEALTH EXPRESS CARE AT WESLEY CH		255	34	12%	289
PALM GARDEN OF GAINESVILLE	2	285	2	1%	289
The Ponce Therapy Care Center		285	4	1%	289
STERLING HOUSE OF DELAND		288	1	0%	289
CARENOW LAKE MARY		67	222	77%	289
AUBURN UNIVERSITY MEDICAL CLINIC		227	62	21%	289
MAGNOLIA DIAGNOSTICS, LLC	4	256	28	10%	288
Sunnyside Nursing Home		285	3	1%	288
Terrace Health and Rehab		284	4	1%	288
GEORGE SAFRAN MD PC		274	14	5%	288
W FRANK WELLS NURSING HOME		258	29	10%	287
Signature healthcare of Jacksonville		281	5	2%	286
HUNT CLUB PEDIATRIC ASSOCIATES PA		204	81	28%	285
BROWARD NURSING & REHABILITATION CTR	8	260	17	6%	285
ESCAMBIA COUNTY JAIL DETENTION DIVISION		277	7	2%	284
Avante at Lake Worth, Inc.	1	276	7	2%	284
FLOW HEALTH LABORATORIES LLC		278	6	2%	284
AURORA DIAGNOSTICS BERNHARDT LABORATORIES PATHOLOGY SERVICE		190	93	33%	283
LAKE VIEW CARE CENTER AT DELRAY		277	6	2%	283
WASHINGTON REHAB AND NURSING		272	10	4%	282
BRENTWOOD RETIREMENT COMMUNITY	5	243	34	12%	282
LAKEVIEW INTERNAL MEDICINE		210	72	26%	282
ISLAND HEALTH AND REHABILITATION CENTER		273	8	3%	281
Jacaranda Manor		279	2	1%	281
ADVANCED MEDICAL GROUP		2	278	99%	280
DOS OF NORTH SHORES NURSING & REHAB CENTER		280			280
BENTLEY VILLAGE II		270	10	4%	280
BRANDON COMMUNITY HEALTH CENTER		247	32	11%	279
CLERMONT URGENT CARE		1	277	100%	278



# COVID-19: testing by laboratory

Data through May 24, 2021 verified as of May 25, 2021 at 09:25 AM

Data in this report are provisional and subject to change.

The numbers in the table below represent the number of Florida and non-Florida residents for whom test results were received by the Department of Health. A person can be tested by more than one laboratory and can have both positive and negative results. **Therefore, the sum of the numbers in each column will be larger than the total number of people tested.**

Reporting lab	Inconclusive	Negative	Positive	Percent positive	Total
Crossbreeze care center	1	275	2	1%	278
PRUITT HEALTH-SANTA ROSA		275	2	1%	277
VILLAGES REGIONAL HOSPITAL SURGERY CENTER LLC, THE		218	58	21%	276
NASSAU COUNTY JAIL		230	45	16%	275
Cross Gardens Care Center		273	1	0%	274
Glades West Rehabilitation and Nursing Center		266	8	3%	274
RIVERSIDE RECOVERY OF TAMPA		272	2	1%	274
MARTIN ACQUISITION 1 LLC DBA		259	14	5%	273
FEDERATION CCRC OPERATIONS CORP		270	3	1%	273
BVM THE BRIDGES LLC		270	2	1%	272
SACRED HEART HEALTH SYSTEM INC		224	48	18%	272
FIRST CHOICE PRIMARY CARE		216	56	21%	272
ATLANTIC URGENT CARE		186	85	31%	271
FORT MYERS REHABILITATION AND NURSING CENTER		245	26	10%	271
ADVENT HEALTH CARE CENTER	9	246	15	6%	270
Premier Place at The Glenview		261	9	3%	270
CCS - JOSEPH V CONTE		268	2	1%	270
LEHIGH VALLEY GENOMICS		45	225	83%	270
PBC FIREFIGHTER BENEFIT FUND WELLNESS CENTER		225	45	17%	270
EVENT MED SERVICES LABORATORY		264	5	2%	269
NORTH FLORIDA PEDIATRICS - MARIANNA		229	40	15%	269
SURREY PLACE CARE CENTER		262	7	3%	269
ADVENT HEALTH CENTRA CARE - ORMOND BEACH		113	155	58%	268
KINDRED HOSPITAL THE PALM BEACHES		262	6	2%	268
MIAMI JEWISH HEALTH SYSTEMS, INC	4	254	10	4%	268
VIERA DEL MAR HEALTH AND REHABILITATION CENTER		254	13	5%	267
ABSOLUTE HEALTH INTERNAL MEDICINE AND PEDIATRICS		239	28	10%	267
VETERANS AFFAIRS ORLANDO VA MEDICAL CENTER			267	100%	267
FLORIDA MEDICAL CLINIC LLC		178	89	33%	267
SEAVIEW NURSING AND REHABILITATION CENTER		257	10	4%	267
BARTRAM CROSSING		267			267
WOMEN'S CARE FLORIDA LABORATORY	1	260	5	2%	266
SERANADES BY SONATA WEST ORANGE		236	29	11%	265
THE PLAYERS CHAMPIONSHIP		265			265
EDGEWOOD NURSING CENTER		255	10	4%	265
LAKESIDE HEALTH CENTER		263	2	1%	265
PATHWAY PHARMACY		219	44	17%	263
OAKBROOK HEALTH AND REHABILITATION CENTER	1	246	14	5%	261
TREASURE COAST URGENT & FAMILY CARE		198	63	24%	261
TERRACES OF LAKE WORTH CARE CENTER		249	12	5%	261
ARDEN COURTS OF FORT MYERS		254	7	3%	261
MCW MENTAL HEALTH LLC		257	4	2%	261
FELLOWSHIP HOME AT THE FAIRWAY LLC		254	7	3%	261
PINELLAS CARE CENTER		223	38	15%	261
CLIFFORD CHESTER SIMS VA NURSING HOME		251	9	3%	260
ADVENT HEALTH - ORLANDO		195	65	25%	260
BRADEN RIVER REHABILITATION CENTER LLC		258	2	1%	260

# COVID-19: testing by laboratory

Data through May 24, 2021 verified as of May 25, 2021 at 09:25 AM

Data in this report are provisional and subject to change.

The numbers in the table below represent the number of Florida and non-Florida residents for whom test results were received by the Department of Health. A person can be tested by more than one laboratory and can have both positive and negative results. **Therefore, the sum of the numbers in each column will be larger than the total number of people tested.**

Reporting lab	Inconclusive	Negative	Positive	Percent positive	Total
LCS SANDHILL COVE LLC DBA	6	243	10	4%	259
CONSULATE HEALTHCARE OF KISSIMMEE		247	12	5%	259
FLORIDA WOMAN CARE LABORATORY LLC		232	26	10%	258
KR at Hillsborough Lakes/Lutz Healthcare		248	10	4%	258
AZALEA TRACE		245	13	5%	258
SAMIR EBEID MD		232	26	10%	258
MARTIN MEMORIAL MEDICAL CENTER LAB		128	129	50%	257
BAYVIEW CENTER		251	6	2%	257
HOMESTEAD VILLAGE		246	11	4%	257
PADDOCK RIDGE		253	3	1%	256
FLORIDA CLINICAL LABORATORY-BIOREFERENCE LABORATORIES		103	152	60%	255
VILLA MARIA WEST SKILLED NURSING FACILITY		246	8	3%	254
SUNLIFE PHARMACY		223	31	12%	254
SHELL POINT VILLAGE MEDICAL CENTER		246	8	3%	254
ST ANTHONYS REHABILITATION HOSPITAL	9	242	2	1%	253
BUREAU OF CLINICAL LABORATORIES		209	42	17%	251
Consulate Health Care of St. Petersburg		244	7	3%	251
ESCAMBIA COUNTY JAIL	2	181	68	27%	251
PURE PHARMACY		244	6	2%	250
ST PETERSBURG PEDIATRICS-EAST BAY	1	211	38	15%	250
Royal Oaks Nursing and Rehab		249	1	0%	250
WHITE WILSON MEDICAL CENTER IMMEDIATE CARE		140	110	44%	250
UCC - WELLINGTON		3	246	99%	249
Life Care Center of Melbourne		229	20	8%	249
CARRINGTON PLACE OF ST PETE LLC		242	6	2%	248
Signature Healthcare of Ormond		244	3	1%	247
Orchid Cove at Sarasota		246	1	0%	247
SACRED HEART MEDICAL GROUP URGENT CARE		207	39	16%	246
WALGREENS #06012		212	34	14%	246
Heritage Healthcare at Tallahassee		239	7	3%	246
AVECINA MOBILE		121	125	51%	246
ROSEWOOD HEALTHCARE & REHABILITATION CENTER		239	6	2%	245
LONGWOOD HEALTH AND REHABILITATION CENTER		233	12	5%	245
ST AUGUSTINE HEALTH & REHAB CENTER		244	1	0%	245
REGENTS PARK AT AVENTURA		229	15	6%	244
SOLARIS SENIOR LIVING VERO BEACH		235	9	4%	244
MALABAR/ADVENT CENTRA CARE		48	196	80%	244
Kindred Hospital South Florida Hollywood SNU		236	8	3%	244
ST JOHNS COUNTY DETENTION CENTER		243			243
ARCHER HEALTH VENTURES, LLC		217	25	10%	242
ADVENT HEALTH - FOUR CORNERS ER		198	44	18%	242
FIRSTCARE CLINIC		123	118	49%	241
ARDEN COURTS OF SEMINOLE		200	41	17%	241
FLORIDA DEPARTMENT OF HEALTH IN WALTON COUNTY		215	26	11%	241
GOOD SAMARITAN CARES		236	5	2%	241
SOUTHLAND SUITES OF ORMOND BEACH	4	236			240
FLORIDA HEALTH CARE PLAN INC		2	238	99%	240

# COVID-19: testing by laboratory

Data through May 24, 2021 verified as of May 25, 2021 at 09:25 AM

Data in this report are provisional and subject to change.

The numbers in the table below represent the number of Florida and non-Florida residents for whom test results were received by the Department of Health. A person can be tested by more than one laboratory and can have both positive and negative results. **Therefore, the sum of the numbers in each column will be larger than the total number of people tested.**

Reporting lab	Inconclusive	Negative	Positive	Percent positive	Total
CLARE BRIDGE OF SARASOTA		238	2	1%	240
PALM GARDEN OF AVENTURA		236	4	2%	240
AMERICAN HOUSE SENIOR LIVING		189	51	21%	240
Lake Port Square Health Center		221	19	8%	240
STERLING HOUSE OF WINTER HAVEN		237	3	1%	240
ORANGE COUNTY HEALTH DEPT		228	11	5%	239
SEMINOLE TRIBE OF FLORIDA		200	39	16%	239
Sunrise Health and Rehabilitation Center		230	9	4%	239
NORTH FLORIDA PEDIATRICS PA - DUVAL		210	29	12%	239
LAKE WALES OPERATING GROUP LLC		233	5	2%	238
MEASE COUNTRYSIDE HOSPITAL		2	236	99%	238
JUNO DERMATOLOGY LLC		220	18	8%	238
MATHISON RETIREMENT COMMUNITY, INC	1	226	11	5%	238
DOCTORS MEMORIAL FAMILY MEDICINE	2	167	68	29%	237
FLORIDA HEALTH CARE PLANS INC		2	235	99%	237
REGENCY PARK		218	19	8%	237
HEARTLAND SOUTH JACKSONVILLE OF JACKSONVILLE FL ,		237			237
CHILDREN MED CARE INC		204	33	14%	237
YOUR FAMILY WALK-IN CLINIC		19	217	92%	236
Fouraker Hills Rehab and Nursing		226	9	4%	235
BAY TREE CARE AND REHABILITATION CENTER		197	38	16%	235
HOSPITAL FOR SPECIAL SURGERY		232	3	1%	235
OAK HAMMOCK AT THE UNIVERSITY OF FLORIDA		229	6	3%	235
LIFE CARE CENTER OF PORT ST. LUCIE		223	12	5%	235
BAY VUE NURSING AND REHABILITATION CENTER		224	11	5%	235
GUEST HOUSE OCALA, THE		224	11	5%	235
KENILWORTH CARE & REHABILITATION CENTER		213	21	9%	234
MANDARIN PEDIATRICS		210	24	10%	234
VILLAGE PEDIATRICS LLC		201	32	14%	233
HEALTHPOINT MED GRP OF THE EMERALD COAST LLC		193	40	17%	233
BORLAND GROOVER CLINIC	1	193	39	17%	233
HERITAGE HEALTHCARE AND REHABILITATION CENTER		227	5	2%	232
Lakewood Nursing Center		198	34	15%	232
ADVENT HEALTH - LAKE NONA		197	35	15%	232
MEDICAL CONSULTANTS OF FLORIDA LLC	1	196	35	15%	232
HIGHLANDS LAKE CENTER		227	5	2%	232
BENDERSON FAMILY SKILLED NURSING AND □		213	18	8%	231
ManorCare Health Services-Palm Harbor	1	229	1	0%	231
LIFE CARE CENTER OF JACKSONVILLE □		210	21	9%	231
UNIVERSITY OF MIAMI		84	146	63%	230
DOLPHIN POINTE HEALTH CARE LLC		207	23	10%	230
ALLSOUTH URGENT CARE		52	178	77%	230
CORAL GABLES NURSING & REHABILITATION CENTER		219	11	5%	230
LYNN HAVEN SPORTS COMPLEX-WALKON CLINIC		21	209	91%	230
UNIVERSITY COMMUNITY HOSPITAL		195	34	15%	229
WEST		208	21	9%	229
COLONY CLUB ALF,THE	1	213	15	7%	229

# COVID-19: testing by laboratory

Data through May 24, 2021 verified as of May 25, 2021 at 09:25 AM

Data in this report are provisional and subject to change.

The numbers in the table below represent the number of Florida and non-Florida residents for whom test results were received by the Department of Health. A person can be tested by more than one laboratory and can have both positive and negative results. **Therefore, the sum of the numbers in each column will be larger than the total number of people tested.**

Reporting lab	Inconclusive	Negative	Positive	Percent positive	Total
ARDEN COURTS OF DELRAY BEACH FL LLC	3	214	11	5%	228
ASCENSION MEDICAL GROUP		5	223	98%	228
WIREGRASS DIRECT PRIMARY CARE PLLC□		190	37	16%	227
Avante at Melbourne		222	5	2%	227
PARKS HEALTHCARE & REHABILITATION CTR	4	211	11	5%	226
NADAL PEDIATRICS - VICTORIA STREET (3385)		193	33	15%	226
MINUTECLINIC DIAGNOSTIC		215	11	5%	226
PARK MEADOWS HEALTH AND REHABILITATION CENTER		225	1	0%	226
BONITA PHARMACY		204	21	9%	225
AVANTE AT ORLANDO INC		224	1	0%	225
JACKSON COUNTY HEALTH DEPARTMENT		167	58	26%	225
CONSULATE HEALTH CARE OF MELBOURNE		220	5	2%	225
MIAMI VA HEALTHCARE SYSTEM			225	100%	225
NSPIRE HEALTHCARE LAUDERHILL		219	6	3%	225
The Waterford		221	3	1%	224
MINUTECLINIC DIAGNOSTIC OF TEXAS, LLC		205	19	8%	224
FLAGLER COUNTY DETENTION CENTER		211	13	6%	224
KINDRED HOSPITAL MELBOURNE	1	216	7	3%	224
INN AT ASTON GARDENS, THE		216	8	4%	224
FORT WALTON REHABILITATION CENTER		185	39	17%	224
WORKPLACE SCREENING INTELLIGENCE			224	100%	224
Hampton Court Nursing and Rehabilitation Center		222	2	1%	224
DISCOVERY VILLAGE AT MELBOURNE		197	27	12%	224
MACTOWN, INC		222	2	1%	224
EDWARD J HEALEY REHAB & NURSING CENTER		223			223
ADVENT HEALTH CENTRA CARE - AOPKA NORTH		192	31	14%	223
CCS - PAUL REIN DETENTION FACILITY		157	66	30%	223
PEDIATRIC SPECIALISTS MEDICAL GROUP□	1	193	28	13%	222
PINNACLES PEDS CARE PA		222			222
PALMS MEDICAL GROUP HIGH SPRINGS		183	39	18%	222
SOUTH BALDWIN REGIONAL MEDICAL CENTER		206	15	7%	221
SUPERIOR RESIDENCES OF PANAMA CITY BEACH		213	7	3%	220
TUSCAN GARDENS OF PALM COAST		214	6	3%	220
Boynton Beach Rehabilitation Center	2	213	5	2%	220
CONCORD LIFE SCIENCES LLC	2	201	17	8%	220
WOOD LAKE HEALTH AND REHABILITATION CENTER		219			219
CARE RESOURCE COMMUNITY HEALTH CENTERS INC		206	13	6%	219
ANGELS DIAGNOSTIC GROUP		174	45	21%	219
ADVENT HEALTH CENTRA CARE - DAYTONA BEACH		94	125	57%	219
LABCORP BURLINGTON	1	158	59	27%	218
BARKLEY PLACE	1	211	6	3%	218
ST. CLOUD REGIONAL MEDICAL CENTER		199	18	8%	217
THE MANOR AT CARPENTERS		185	32	15%	217
Lehigh Acres Health and Rehabilitation		205	12	6%	217
LAKE PORT SQUARE		200	17	8%	217
BROOKDALE ATRIM WAY		210	6	3%	216
Taylor Care Center		210	5	2%	215



# COVID-19: testing by laboratory

Data through May 24, 2021 verified as of May 25, 2021 at 09:25 AM

Data in this report are provisional and subject to change.

The numbers in the table below represent the number of Florida and non-Florida residents for whom test results were received by the Department of Health. A person can be tested by more than one laboratory and can have both positive and negative results. **Therefore, the sum of the numbers in each column will be larger than the total number of people tested.**

Reporting lab	Inconclusive	Negative	Positive	Percent positive	Total
GATEWAY/ADVENT CENTRA CARE	1	24	190	88%	215
HEALTH FIRST - HOLMES REGIONAL MEDICAL CENTER		32	183	85%	215
PATRIOT MEDICAL LABORATORIES		206	8	4%	214
ALL SEASONS NAPLES LLC		205	9	4%	214
BLOCK, NATION, CHASE, AND SMOLEN FAMILY MEDICINE		157	57	27%	214
JACKSONVILLE NURSING AND REHAB CENTER		206	8	4%	214
San Jose Health & Rehabilitation		207	6	3%	213
CONSULATE HEALTH CARE OF WINTER HAVEN		209	4	2%	213
GABISA MEDICAL LLC		212	1	0%	213
Consulate Healthcare of West Palm Beach		197	16	8%	213
POCONO MEDICAL CENTER		212	1	0%	213
FULGENT GENETICS	3	166	43	20%	212
FAWCETT MEMORIAL HOSPITAL LABORATORY			212	100%	212
Bayside Health and Rehabilitation		181	31	15%	212
GEORGIA DEPARTMENT OF PUBLIC HEALTH	1	5	206	97%	212
CVS		51	160	76%	211
LAB CORP	1	121	88	42%	210
GOOD SAMARITAN SOCIETY OF DELAND		199	11	5%	210
GLENRIDGE ON PALMER RANCH,THE		202	8	4%	210
Arbor Springs Health and Rehab		210			210
Whispering Oaks	11	175	23	11%	209
THE PALACE NURSING AND REHABILITATION CENTER		209			209
NO FLORIDA PEDIATRICS, PA		182	27	13%	209
MIRACLE HILL NURSING & REHABILITATION CENTER INC		203	6	3%	209
Nspire Health Care Kendall		199	10	5%	209
HIALEAH SHORES NURSING AND REHAB CENTER		199	9	4%	208
MERCY MEDICAL URGENT CARE CENTER INC		149	59	28%	208
JEFFERSON COUNTY HEALTH DEPARTMENT-MONTICELLO		164	44	21%	208
CARE CENTERS OF NASSAU		202	5	2%	207
AMA MEDICAL GROUP LLC		175	32	15%	207
NEW YORK CITY DEPARTMENT OF HEALTH & MENTAL		172	35	17%	207
KINGS BAY PEDIATRICS LLC		200	7	3%	207
TARPON POINT NURSING AND REHABILITATION CENTER		203	3	1%	206
Cross Terrace REhabilitation		203	2	1%	205
SENIOR LIVING VII TAMPA LLC	1	195	9	4%	205
PATHGROUP LABS LLC		97	107	52%	204
PALM HARBOR FAMILY PRACTICE & WALK-IN		157	47	23%	204
PCB CLINIC		159	45	22%	204
BROOKDALE OF SPRING HILL	9	192	2	1%	203
KINDRED HOSPITAL SOUTH FLORIDA		168	35	17%	203
GARDENS HEALTH NH LLC		196	7	3%	203
SUNY UPSTATE MEDICAL UNIVERSITY		188	15	7%	203
COASTAL DETOX		198	4	2%	202
SOUTH GEORGIA MEDICAL CENTER		140	62	31%	202
CANTERFIELD OF OCALA, LLC		190	12	6%	202
VIPEDIATRICS PLLC		186	16	8%	202
POLK COUNTY HEALTH DEPARTMENT		178	24	12%	202

# COVID-19: testing by laboratory

Data through May 24, 2021 verified as of May 25, 2021 at 09:25 AM

Data in this report are provisional and subject to change.

The numbers in the table below represent the number of Florida and non-Florida residents for whom test results were received by the Department of Health. A person can be tested by more than one laboratory and can have both positive and negative results. **Therefore, the sum of the numbers in each column will be larger than the total number of people tested.**

Reporting lab	Inconclusive	Negative	Positive	Percent positive	Total
Governors Creek Health and Rehabilitation	1	198	2	1%	201
GRACE PEDIATRICS		168	33	16%	201
NSPIRE HEALTHCARE TAMARAC		161	40	20%	201
VAMC WEST PALM LAB		5	196	98%	201
NO FLORIDA PEDIATRICS, PA - BRADFORD		169	32	16%	201
SIGNATURE HEALTHCARE OF PORT CHARLOTTE		194	7	3%	201
MD NOW MEDICAL CENTERS INC		154	47	23%	201
ADVENT HEALTH - CARROLLWOOD	4	169	27	14%	200
HAWKINS FAMILY MEDICINE LLC	1	143	56	28%	200
Lakeside Oaks Care Center		195	5	3%	200
AMERICAN FAMILY MEDICAL LLC		157	43	22%	200
NORTH BEACH REHABILITATION CENTER		197	2	1%	199
AVANTE OF BOCA RATON		198	1	1%	199
ROSECASTLE OF ZEPHRHILLS		196	3	2%	199
BAYCARE HEALTH SYSTEMS	1	6	192	96%	199
SUMMERFIELD EMERGENCY ROOM		151	48	24%	199
QUEENS HOSPITAL CENTER	1	187	10	5%	198
LAUREL POINT CARE ACQUISITION LLC DBA SANDGATE GARDENS REHAB AND NURSI		171	27	14%	198
TRADITION MEDICAL CENTER LABORATORY		56	142	72%	198
DEPARTMENT OF HEALTH & HUMAN SERVICES		198			198
WEST COAST FAMILY MEDICAL CARE		163	35	18%	198
PEDIATRIC ASSOCIATES AT ARGYLE PA		186	12	6%	198
TUSCAN GARDENS OF VENETIA MANAGEMENT COMPANY		179	18	9%	197
RIVERWOOD CENTER,THE□		186	10	5%	196
ABBIEJEAN RUSSELL CARE CENTER□		195	1	1%	196
ADVENT HEALTH CENTRA CARE - CARROLLWOOD	2	19	175	89%	196
FINLAY CLINICAL LABORATORY INC	1	39	156	80%	196
AVANTE AT BOCA RATON		196			196
SARNO EXTENDED HOURS		127	69	35%	196
HAZELDEN FLORIDA	1	188	7	4%	196
FLORIDA DEPARTMENT OF HEALTH IN ALACHUA COUNTY -		179	16	8%	195
Heritage Park Rehabilitation & Healthcare		177	18	9%	195
PEDIATRICS OF GREATER ORLANDO		167	28	14%	195
KINDRED HOSPITAL - SOUTH FLORIDA		191	4	2%	195
RDV SPORTSPLEX PEDIATRICS		164	31	16%	195
ADVENTHEALTH MEDICAL GROUP FAMILY MEDICINE AT		144	51	26%	195
BRUCE S WEST MD	1	193	1	1%	195
WINDSOR WOODS REHAB & HEALTHCARE CTR		188	7	4%	195
GLADES HEALTH CARE CENTER		192	3	2%	195
CHARTER SENIOR LIVING OF PANAMA CITY BEACH		174	21	11%	195
EAST NEW YORK DIAGNOSTIC AND TREATMENT		185	9	5%	194
BEACON AT GULF BREEZE, THE	2	181	11	6%	194
Consulate Health Care of Port Charlotte		191	2	1%	193
BENTON HOUSE AT OAKLEAF		163	30	16%	193
EMBRY RIDDLE AERONAUTICAL UNIVERSITY HEALTH SERVICES		1	192	99%	193
FIRST CHOICE PEDIATRICS SEMORAN		98	95	49%	193
EXOSOME DIAGNOSTICS	1	172	20	10%	193



# COVID-19: testing by laboratory

Data through May 24, 2021 verified as of May 25, 2021 at 09:25 AM

Data in this report are provisional and subject to change.

The numbers in the table below represent the number of Florida and non-Florida residents for whom test results were received by the Department of Health. A person can be tested by more than one laboratory and can have both positive and negative results. **Therefore, the sum of the numbers in each column will be larger than the total number of people tested.**

Reporting lab	Inconclusive	Negative	Positive	Percent positive	Total
Signature Healthcare of Palm Beach		190	2	1%	192
ARDEN COURTS OF PALM HARBOR		172	20	10%	192
CYPRESS POINT LIVING, LLC		177	15	8%	192
GULFCOAST PEDIATRICS		181	11	6%	192
Belleair Healthcare Center		186	6	3%	192
OCALA CBOC		180	12	6%	192
BIGGERS FAMILY MEDICINE PA	1	176	15	8%	192
CANTERFIELD OF CLAY COUNTY		151	40	21%	191
MAGNOLIA MEDICAL CLINIC		80	111	58%	191
HEALTH LINK DIAGNOSTIC LABORATORIES		182	9	5%	191
Emory L Bennett State Veterans Nursing Home		188	3	2%	191
NEO GENOMICS - FORT MYERS	1	183	6	3%	190
OAKHURST CENTER	1	182	7	4%	190
BAY EDUCATORS WELLNESS CENTER		131	59	31%	190
HEARTLAND HEALTHCARE AND REHAB CENTER		165	25	13%	190
PRIMECARE OF DOTHAN		136	54	28%	190
ARDEN COURTS OF LARGO FL, LLC		167	22	12%	189
VIERA MANOR ASSISTED LIVING RESIDENCE		182	7	4%	189
PHYSICIANS REGIONAL MEDICAL CENTER - PINE RIDGE		20	169	89%	189
PREMIER COMMUNITY HEALTHCARE GROUP INC		181	8	4%	189
The Inn at Sarasota Bay Club		186	3	2%	189
NIGHT LITE PEDIATRICS WINTER GARDEN		144	44	23%	188
TGH URGENT CARE - FAST TRACK			188	100%	188
ZON BEACHSIDE LLC		151	37	20%	188
LIFE CARE CENTER OF ALTAMONTE SPRINGS		157	31	16%	188
CSL PLASMA		31	157	84%	188
OCEAN REEF MEDICAL CENTER		150	38	20%	188
NORTHEAST FLORIDA STATE HOSP-NURSING		187	1	1%	188
PLANTATION NURSING & REHAB CENTER		187			187
US MEDICAL CARE, INC		164	23	12%	187
LAKEVIEW TERRACE RETIREMENT COMMUNITY		167	19	10%	186
BAPTIST HEALTH PRIMARY CARE	1	135	50	27%	186
OMNI HEALTHCARE, INC		175	11	6%	186
CENTRAL FLORIDA HEALTHCARE GROUP LLC		151	35	19%	186
ANTHEM LAKES LLC		151	35	19%	186
KRYSTAL BAY NURSING AND REHABILITATION		180	6	3%	186
ADVENT		172	13	7%	185
PPC-LAB EDI ORCHARD BI		176	9	5%	185
ATMORE COMMUNITY HOSPITAL LABORATORY		155	30	16%	185
ST. JAMES BAY HEALTH AND REHABILITATION CENTER		183	1	1%	184
BROOKDALE ORANGE PARK		182	2	1%	184
Madison Health and Rehabilitation Center		148	36	20%	184
HOSPICE OF THE TREASURE COAST		177	6	3%	183
MOBILE INFIRMARY MED CENTER PATH LAB		168	15	8%	183
CAYUGA MEDICAL CENTER AT ITHACA		178	5	3%	183
ADVENT HEALTH CENTRA CARE - WESLEY CHAPEL		13	170	93%	183
BRIGHTON EGGERT PHARMACY INC		175	7	4%	182

# COVID-19: testing by laboratory

Data through May 24, 2021 verified as of May 25, 2021 at 09:25 AM

Data in this report are provisional and subject to change.

The numbers in the table below represent the number of Florida and non-Florida residents for whom test results were received by the Department of Health. A person can be tested by more than one laboratory and can have both positive and negative results. **Therefore, the sum of the numbers in each column will be larger than the total number of people tested.**

Reporting lab	Inconclusive	Negative	Positive	Percent positive	Total
FHMG-FLORIDA HOSPITAL MEDICAL GROUP		156	26	14%	182
The Crossroads		180	1	1%	181
STERLING HOUSE OF PUNTA GORDA		180	1	1%	181
NORTH FLORIDA INTERNAL MEDICINE PA		145	35	19%	180
WILTON MANORS HEALTH & REHABILITATION CENTER		170	9	5%	179
REOPEN DIAGNOSTICS LLC (DBA PANDEMIC RESPONSE LAB)	2	177			179
MAJESTIC OAKS		176	3	2%	179
DOCTOR TODAY TLC LLC		123	55	31%	178
MID FLORIDA PATHOLOGY LLC MOBILE UNIT #4		125	53	30%	178
Rehabilitation Center of the Palm Beaches		177	1	1%	178
QUALITY URGENT CARE AND WELLNESS PL	3	128	47	26%	178
ROSECASTLE OF CITRUS		148	30	17%	178
TERRACE AT HOBE SOUND, THE	1	162	14	8%	177
LISTENING DOCTOR PLLC, THE		159	18	10%	177
PROMPT CARE OF CENTRAL FLORIDA		7	170	96%	177
TGH URGENT CARE - SEMINOLE		17	160	90%	177
SUWANNEE VALLEY NURSING CENTER		163	14	8%	177
HARBOR BEACH NURSING AND REHABILITATION CENTER		147	30	17%	177
ASTON GARDENS AT PELICAN MARSH		169	7	4%	176
GENE BY GENE		61	115	65%	176
MINUTECLINIC DIAGNOSTIC OF SOUTH CARO		149	27	15%	176
WOODBIDGE FACILITY INC		170	6	3%	176
Peninsula Care and Rehab		164	12	7%	176
ORLANDO HEALTH EMERGENCY DEPARTMENT		163	12	7%	175
COASTAL INTERNAL MEDICINE		135	40	23%	175
CITRUS MEMORIAL HOSPITAL		1	173	99%	174
ANCHOR CARE AND REHABILITATION CENTER		173	1	1%	174
REGENCY OAKS HEALTH CENTER		172	2	1%	174
MAINSTREAM DIAGNOSTIC LABORATORY LLC		147	27	16%	174
LONGWOOD CARDIOLOGY			173	100%	173
WALGREENS CO		152	21	12%	173
Winter Park Care and Rehab		171	2	1%	173
ARDEN COURTS OF LELY PALMS		171	2	1%	173
OCEAN BIOSCIENCES LLC		171	1	1%	172
BROOKDALE FORT MYERS THE COLONY		167	5	3%	172
URGENT CARE OF THE PALM BEACHES, NORTH PALM BEACH			172	100%	172
AEGIS MEDICAL GROUP		137	34	20%	171
FINNISH AMERICAN REST HOME-ALF		169	2	1%	171
SOMERBY LAKE NONA		164	7	4%	171
Life Care Center of Orlando		164	6	4%	170
ALLCARE MEDICAL CENTERS PC		145	25	15%	170
JPR URGENT MEDICAL CARE		165	5	3%	170
GRAVITY DIAGNOSTICS		56	114	67%	170
WESLEY HAVEN VILLA	1	134	35	21%	170
ADVENT HEALTH CENTRA CARE - TEMPLE TERRACE	1	104	64	38%	169
CORNERSTONE MEDICAL CARE OF BRANDON PL		139	30	18%	169
OPPENHEIMER PLASTIC SURGERY LLC		164	5	3%	169

# COVID-19: testing by laboratory

Data through May 24, 2021 verified as of May 25, 2021 at 09:25 AM

Data in this report are provisional and subject to change.

The numbers in the table below represent the number of Florida and non-Florida residents for whom test results were received by the Department of Health. A person can be tested by more than one laboratory and can have both positive and negative results. **Therefore, the sum of the numbers in each column will be larger than the total number of people tested.**

Reporting lab	Inconclusive	Negative	Positive	Percent positive	Total
PACIFICA SUNRISE☐		161	8	5%	169
PANAMA CITY DEVELOPMENTAL CENTER☐		168			168
MEADOWCREST FAMILY PHYSICIANS		98	69	41%	167
Nemours Children's Urgent Care		80	87	52%	167
KEYSTYLE LIVING LLC	1	164	2	1%	167
OSPREY VILLAGE AT AMELIA ISLAND LTD		157	10	6%	167
WALTON PLACE		166			166
MINUTECLINIC LLC #4987		149	17	10%	166
ANYLABTEST NOW		158	8	5%	166
WRIGHTS HEALTH CARE AND REHABILITATION CENTER		135	30	18%	165
REHAB AND HEALTHCARE CENTER OF CAPE CORAL		165			165
BROOKDALE BONITA SPRINGS		162	3	2%	165
CITRUS HEALTH AND REHAB		132	33	20%	165
THE ARLINGTON OF NAPLES INC.		162	3	2%	165
LEE MEMORIAL HEALTH SYSTEM HEALTH FAIR		157	7	4%	164
CHERRY OAK PALM BEACH COUNTY		156	8	5%	164
NORTH PORT REHABILITATION AND NURSING CENTER☐		163	1	1%	164
MINUTECLINIC DIAGNOSTIC OF NORTH CAROL		138	25	15%	163
BRADENTON HEALTH CARE		163			163
PRECISION GENETICS, INC		157	6	4%	163
LANDMARK HOSPITAL SOUTHWEST FLORIDA LLC		158	5	3%	163
TRI COUNTY NURSING HOME		162	1	1%	163
ARLINGTON OF NAPLES INC, THE		162			162
DEERFIELD BEACH REHABILITATION AND NURSING		157	5	3%	162
DOCTORS MEMORIAL FAMILY PRACTICE	2	122	38	23%	162
KINDRED HOSPITAL NORTH FLORIDA	3	151	8	5%	162
DESOTO PALMS ALF		155	6	4%	161
AMERICAN HOUSE COCONUT POINT		138	22	14%	160
OHI WEST INC		147	13	8%	160
F&T MEDICAL RESEARCH, INC		160			160
KEYSTONE REHAB		160			160
TUSCAN ISLE CHAMPIONSGATE OP CO LLC		158	2	1%	160
ARCADIA HEALTH AND REHABILITATION CENTER		100	60	38%	160
GREENBRIAR REHABILITATION AND NURSING CENTER	1	159			160
GRAND AVE PHARMACY		112	47	30%	159
POINTE, THE		131	28	18%	159
LABORATORY OF FLORIDA		103	56	35%	159
BROOKDALE PENSACOLA		158	1	1%	159
PROVIDENCE HOSPITAL LABORATORY		149	9	6%	158
ENCOMPASS HEALTH REHABILITATION HOSPITAL		156	2	1%	158
The Crossings		156	2	1%	158
PHYSICIAN PARTNERS PERRY		94	64	41%	158
GRAND VILLA OF ORMOND BEACH		152	6	4%	158
WUESTHOFF REF LABORATORY			158	100%	158
ALL FLORIDA FAMILY AND SPORTS MEDICINE		134	23	15%	157
CROSSWINDS HEALTH AND REHABILITATION CENTER	1	154	2	1%	157
FAWCETT MEMORIAL HOSPITAL-LAB		39	118	75%	157

# COVID-19: testing by laboratory

Data through May 24, 2021 verified as of May 25, 2021 at 09:25 AM

Data in this report are provisional and subject to change.

The numbers in the table below represent the number of Florida and non-Florida residents for whom test results were received by the Department of Health. A person can be tested by more than one laboratory and can have both positive and negative results. **Therefore, the sum of the numbers in each column will be larger than the total number of people tested.**

Reporting lab	Inconclusive	Negative	Positive	Percent positive	Total
WALGREENS 6221		139	18	11%	157
TIMBERRIDGE NURSING HOME & REHAB		123	34	22%	157
ADVENTHEALTH HOSPICE CARE CENTRAL FLORIDA		152	5	3%	157
CLEARWATER STATMED QUICK QUALITY CLINICS		47	109	70%	156
TALLAHASSEE VA OPC		147	9	6%	156
Englewood Healthcare and Rehab		141	15	10%	156
MD NOW MEDICAL CENTERS, INC.		121	35	22%	156
MEMORY CARE OF NAPLES		155	1	1%	156
CRANE CENTER		124	31	20%	155
Summit Medical Group		143	12	8%	155
DIAMOND RIDGE		147	8	5%	155
COCOA BEACH/ADVENT CENTRA		41	114	74%	155
CORE BIO LABS		76	79	51%	155
CLINICA HISPANA		1	154	99%	155
AESTHETIC SURGERY CENTER OF WINTER PARK, THE	3	147	5	3%	155
QUALITY URGENT CARE AND WELLNESS		107	48	31%	155
FAMILY EXTENDED CARE OF CENTRAL TAMPA		137	18	12%	155
NAPHCARE, INC.		144	10	6%	154
TGH URGENT CARE POWERED BY FAST TRACK			154	100%	154
Centre Pointe Health and Rehabilitation Center		143	11	7%	154
PALMETTTO FACILITY INC	1	153			154
PRUITT HEALTH		152	2	1%	154
NCRNC INC		140	14	9%	154
WINDSOR OF LAKEWOOD RANCH,THE		151	3	2%	154
TURNING POINT OF TAMPA		145	8	5%	153
DIAGNOSTIC LABORATORY OF OKLAHOMA		127	26	17%	153
SUNNY HILLS ALF OF SEBRING INC		140	13	8%	153
GATEWAY CARE CENTER		150	2	1%	152
NAVARRE GARDENS LLC		127	25	16%	152
WILLOW BROOKE COURT AT AZALEA TRACE		149	3	2%	152
A2Z DIAGNOSTICS		151	1	1%	152
GRAND VILLA OF DELAND		143	9	6%	152
MACKOUL PEDIATRICS FORT MYERS		130	21	14%	151
PALM BEACH COUNTY HEALTH DEPT LAB	4	140	7	5%	151
UNIVERSTIY CENTER MEDICAL LLC DBA	1	144	6	4%	151
ROHR HOME		145	6	4%	151
ENCOMPASS HEALTH REHABILITATION HOSPITAL OF SARASOTA		150	1	1%	151
VILLAGE ON THE ISLE		145	6	4%	151
ORANGE COUNTY CORRECTIONS HEALTH SERVICES		121	30	20%	151
REFUAH HEALTH CENTER LABORATORY		143	8	5%	151
GOLD CHOICE SENIOR COMMUNITIES		109	41	27%	150
SONATA COCONUT CREEK	2	125	23	15%	150
SEVEN HILLS HEALTH AND REHABILITATION CENTER		134	16	11%	150
BLOCK NATION CHASE		122	27	18%	149
MED COMP SCIENCES		3	146	98%	149
SANIBEL INTERNAL MEDICINE, LLC		143	6	4%	149
DAYSPRING VILLAGE		127	22	15%	149

# COVID-19: testing by laboratory

Data through May 24, 2021 verified as of May 25, 2021 at 09:25 AM

Data in this report are provisional and subject to change.

The numbers in the table below represent the number of Florida and non-Florida residents for whom test results were received by the Department of Health. A person can be tested by more than one laboratory and can have both positive and negative results. **Therefore, the sum of the numbers in each column will be larger than the total number of people tested.**

Reporting lab	Inconclusive	Negative	Positive	Percent positive	Total
PRECISION HEALTH RESOURCES, LLC	1	133	15	10%	149
East Bay Rehabilitation Center		113	35	24%	148
ALLIANCE PEDIATRICS		116	32	22%	148
PROVISTA DIAGNOSTICS, INC		145	3	2%	148
SEAGRASS VILLAGE FLEMING ISLAND		111	37	25%	148
FG RAPID		140	8	5%	148
MILLENNIUM LAB SERVICES			148	100%	148
AVOW HOSPICE INC		147	1	1%	148
A PLUS FAMILY URGENT CARE		122	26	18%	148
SUMMIT MEDICAL GROUP PA		134	13	9%	147
Alhambra Health and Rehabilitation		146	1	1%	147
MV MEDICAL PRACTICE DBA PRIMARY URGENT CARE		140	7	5%	147
PM PEDIATRICS		124	22	15%	146
WEDGEWOOD HEALTHCARE CENTER		94	52	36%	146
Quail Run Health Care Center		146			146
WILLOWBROOKE COURT AT ST ANDREWS ESTATES		141	5	3%	146
RESEARCH CENTERS OF AMERICA, LLC		119	27	18%	146
EMERALD COAST BEHAVIORAL HOSPITAL		139	7	5%	146
BIODESIX, INC.		114	32	22%	146
BOSTON RED SOX CLUB LP		144	2	1%	146
REGENCY CARE OF BLOUNTSTOWN LLC		135	10	7%	145
KINDRED HOSPITAL-BAY AREA-ST PETERSBURG LAB	1	138	6	4%	145
ADVENTHEALTH CENTRA CARE PONCIANA	1	81	63	43%	145
MANOR CARE OF PALM HARBOR		142	3	2%	145
DAYSPRING SENIOR LIVING LLC		143	2	1%	145
BROOKDALE CAPE CORAL		145			145
TREASURE COAST FORENSIC TREATMENT CTR		124	21	14%	145
BAY REGIONAL URGENT CARE	1	99	44	31%	144
MAIN STREET MEDICAL CENTER OF CRESTVIEW PA		118	26	18%	144
ECOLAB GROUP		108	36	25%	144
ST PETERSBURG PEDIATRICS-MLK JUNIOR BLVD		132	12	8%	144
OAKS OF KISSIMMEE HEALTH AND REHABILITATION CENTER		140	3	2%	143
JEFFERY WEINZWEIG		2	141	99%	143
DOCTORS CENTER PA,THE		122	21	15%	143
ORANGE PARK PEDIATRICS		127	16	11%	143
SMILEY MEDICAL GROUP		108	35	24%	143
THREE OAKS PHARMACY INC		127	15	11%	142
PEDIATRIC SERVICES AND BREATHING CENTER PA		112	30	21%	142
LabCorp L#09258090 M#09258105		75	67	47%	142
MINUTECLINIC DIAGNOSTIC OF NORTH CARO		127	15	11%	142
MICRO PATH LABORATORIES INC		139	3	2%	142
DB MD		126	16	11%	142
DIATHERIX LABORATORIES		79	63	44%	142
GRAND VILLA OF LAKELAND		136	6	4%	142
SOUTH LAKE PEDIATRICS		123	19	13%	142
ARDEN COURTS OF WEST PALM BEACH		136	5	4%	141
UNITED CLINICAL LABORATORIES		132	9	6%	141



# COVID-19: testing by laboratory

Data through May 24, 2021 verified as of May 25, 2021 at 09:25 AM

Data in this report are provisional and subject to change.

The numbers in the table below represent the number of Florida and non-Florida residents for whom test results were received by the Department of Health. A person can be tested by more than one laboratory and can have both positive and negative results. **Therefore, the sum of the numbers in each column will be larger than the total number of people tested.**

Reporting lab	Inconclusive	Negative	Positive	Percent positive	Total
PORT ST LUCIE REHABILITATION AND HEALTHCARE		98	43	30%	141
PANCARE HEALTH GULF COUNTY		109	32	23%	141
SURFSIDE URGENT CARE		114	27	19%	141
GIBBENS FAMILY MEDICAL, LLC		120	21	15%	141
TROPICANA MANUFACTURING COMPANY INC		134	7	5%	141
NOVARI CARE LLC		97	44	31%	141
JOHN KNOX VILLAGE OF CENTRAL FLORIDA		136	5	4%	141
WELLNOW URGENT CARE PC		139	2	1%	141
HIGHLANDS MEDICAL CENTER		138	3	2%	141
ADVENT HEALTH - CENTRAL PASCO ER		121	19	14%	140
VITAS HEALTHCARE CORPORATION OF FLORIDA		136	4	3%	140
GUIDEWELL EMERGENCY MEDICINE DOCTORS LLC		94	46	33%	140
CARENOW URGENT CARE - LAKE MARY			140	100%	140
DOCTOR'S IN HOUSE LABORATORY		18	122	87%	140
LATE HOURS URGENT CARE		68	71	51%	139
SONNIS PEDIATRICS PA		121	18	13%	139
GRAND OAKS HEALTH & REHABILITATION		138	1	1%	139
Gulf Coast Healthcare (Longwood Health and Rehab		118	21	15%	139
LABCORP RTP		55	84	60%	139
STEWART MEDICAL GROUP		34	105	76%	139
ADVENT HEALTH CENTRA CARE - DELAND		28	110	80%	138
TGH URGENT CARE - TYRONE		10	128	93%	138
PUTNAM COUNTY SHERIFFS OFFICE		128	10	7%	138
MANOR AT BLUEWATER BAY		131	7	5%	138
CLARE BRIDGE OF CAPE CORAL	1	137			138
ADVENT HEALTH CENTRA CARE - CITRUS PARK		9	129	93%	138
AMERICAN PATHOLOGY PARTNERS		136	2	1%	138
Lakeside Nursing and Rehabilitation Center	1	112	25	18%	138
AHEC CLINIC		8	130	94%	138
SPRING HAVEN RETIREMENT	1	133	3	2%	137
HARBORCHASE OF VERO BEACH	1	117	19	14%	137
VITAS HEALTHCARE		123	14	10%	137
PRIME HEALTH OF NORTH PORT LLC		115	22	16%	137
ENCOMPASS HEALTH REHABILITATION HOSPITAL OF LARGO		134	3	2%	137
ST JOSEPHS HOSPITAL SOUTH HOSPITAL		1	136	99%	137
SUNRISE SENIOR LIVING OF JACKSONVILLE		120	17	12%	137
OAKS OF CLEARWATER, THE		133	3	2%	136
ADVENT HEALTH CENTRA CARE - ORANGE CITY	1	53	82	60%	136
SONATA DELRAY BEACH		125	11	8%	136
ARIZONA DEPARTMENT OF HEALTH SERVICES		5	131	96%	136
L&S SENIOR CARE DBA ARCADIA OAKS	4	131	1	1%	136
CLUB HEALTH AND REHABILITATION CENTER, THE		134	1	1%	135
SONATA WEST		133	2	1%	135
PEDIATRIC CARE CENTER		135			135
SMS DO PA		115	20	15%	135
TREASURE COAST PEDIATRICS PA		127	8	6%	135
MEYER PEDIATRICS		119	16	12%	135

# COVID-19: testing by laboratory

Data through May 24, 2021 verified as of May 25, 2021 at 09:25 AM

Data in this report are provisional and subject to change.

The numbers in the table below represent the number of Florida and non-Florida residents for whom test results were received by the Department of Health. A person can be tested by more than one laboratory and can have both positive and negative results. **Therefore, the sum of the numbers in each column will be larger than the total number of people tested.**

Reporting lab	Inconclusive	Negative	Positive	Percent positive	Total
IRL MARKET LAB ALACHUA		104	31	23%	135
ALTERNATIVE LIVING, INC DBA TWIN CITIES PAVILION		131	3	2%	134
ADVANCED MEDICAL CENTER		86	48	36%	134
VITAS HEALTHCARE CORP OF FLORIDA		133	1	1%	134
MINUTECLINIC DIAGNOSTIC OF OHIO LLC		112	22	16%	134
SOUTH CAMPUS FACILITY INC		122	12	9%	134
HOSPICE OF MARTIN & ST LUCIE, INC		131	3	2%	134
SANDALWOOD NURSING CENTER		127	7	5%	134
SUNY UPSTATE OVERFLOW LABORATORY		134			134
SOLARIS SENIOR LIVING OF MERRITT ISLAND		128	5	4%	133
VIERA HOSPITAL			133	100%	133
HEARTLAND PHARMACY LAKE PLACID, INC		100	33	25%	133
CENTRACARE		18	114	86%	132
THE REHABILITATION CENTER OF LAKE CITY		127	5	4%	132
AMERICAN HOUSE-BONITA SPRINGS		131	1	1%	132
SHERMAN-ABRAMS LABORATORY INC		124	8	6%	132
SEMINOLE SPORTS AND FAMILY MEDICINE		116	16	12%	132
LAKELAND REGIONAL HEALTH LAKE MIRIAM	3	87	42	32%	132
MORTON PLANT HOSPITAL NURSING		2	130	98%	132
EC OPCO CARROLLWOOD LLC		124	7	5%	131
COQUINA CENTER		126	5	4%	131
FOUNTAINS OF HOPE LLC, THE		130	1	1%	131
ARBOR TERRACE SAN JOSE LLC	3	126	2	2%	131
INTEGRATED REGIONAL LABORATORIES		119	12	9%	131
CHARLES CROFT MD	1	128	2	2%	131
THE WELLNESS CENTER AT LAKEWOOD RANCH		43	88	67%	131
THE CLUB AND REHABILITATION CENTER		129	1	1%	130
ADVANCED EMURGENT CARE		32	98	75%	130
RARITAN BAY PERTH AMBOY		121	9	7%	130
MOOSEHAVEN LIFE CARE CENTER		130			130
FHMG- FLORIDA HOSPITAL MEDICAL GROUP		116	14	11%	130
Golfview Healthcare Center		124	6	5%	130
PANAMA PHARMACY	3	109	18	14%	130
TRI-COUNTY NURSING HOME		117	12	9%	129
BMHSI-AEL MICROBIOLOGY LABORATORY	2	102	25	19%	129
QUICK CARE MED PL CR		80	49	38%	129
ISLAND LAKE CENTER		108	21	16%	129
THE COURTYARD ASSISTED LIVING		125	4	3%	129
LIFESTREAM BEHAVIORIAL CENTER		104	25	19%	129
AVANTE AT BOCA RATON, INC		129			129
WESTCHESTER MEDICAL CENTER	1	121	6	5%	128
FHMG LAKE MARY PEDS		112	16	13%	128
MONTEFIORE MEDICAL CENTER LABORATORIES - MOSES		117	11	9%	128
PALM BAY HOSPITAL			128	100%	128
IQBAL A FARUQUI MD		93	35	27%	128
WORLD OF PEDIATRICS LLC		120	8	6%	128
Cross Landings Health and Rehabilitation		119	9	7%	128

# COVID-19: testing by laboratory

Data through May 24, 2021 verified as of May 25, 2021 at 09:25 AM

Data in this report are provisional and subject to change.

The numbers in the table below represent the number of Florida and non-Florida residents for whom test results were received by the Department of Health. A person can be tested by more than one laboratory and can have both positive and negative results. **Therefore, the sum of the numbers in each column will be larger than the total number of people tested.**

Reporting lab	Inconclusive	Negative	Positive	Percent positive	Total
ALL CARE URGENT CARE			128	100%	128
PALMS EDGE	1	119	8	6%	128
SHOAL CREEK REHABILITATION CENTER		85	42	33%	127
PATRICK AIR FORCE BASE		14	113	89%	127
TIFFANY HALL NURSING AND REHAB CENTER		118	9	7%	127
GESSLER CLINIC PA		98	29	23%	127
FLORIDA DEPARTMENT OF HEALTH IN LAKE COUNTY	1	79	47	37%	127
HILLSBOROUGH COUNTY DEVELOPMENTAL CTR	1	117	9	7%	127
ADVENTHEALTH MEDICAL GROUP PRIMARY CARE		116	11	9%	127
MINUTECLINIC DIAGNOSTIC OF RHODE ISLAND, LLC #729		122	4	3%	126
ISLAND COAST PEDIATRICS		114	12	10%	126
WINDERMERE MEDICAL CENTER		120	6	5%	126
NORTHWESTERN UNIVERSITY CORP		125	1	1%	126
BLISS HEALTHCARE SERVICES	1	100	25	20%	126
IXI WELLNESS DALLAS, LLC		126			126
J FRANK AVEY MD		97	28	22%	125
BROOKDALE PALM COAST		125			125
CHILDRENS CLINIC		71	54	43%	125
Mt Sinai Aventura			125	100%	125
HOSPICE OF THE EMERALD COAST INC - PANAMA CITY	2	116	7	6%	125
FLORIDA ATLANTIC UNIVERSITY		116	8	6%	124
ARDEN COURTS OF SARASOTA		106	18	15%	124
ADVENT HEALTH CENTRA CARE - BRANDON		31	93	75%	124
TUSCAN ISLE OPERATING COMPANY LLC DBA		120	4	3%	124
ISLAND URGENT CARE PLLC DBA AFC URGENT CARE		123	1	1%	124
NORTH FL SOUTH GA HCS-MALCOM RANDALL VAMC			124	100%	124
ARBOR GLEN AT ARBOR TRACE	2	113	9	7%	124
SIMEDHEALTH LLC		106	18	15%	124
LENOX HILL HOSPITAL		115	9	7%	124
PICH KTM CORP DBA MEDTOWN PHARMACY		106	17	14%	123
COLONY CARE CENTER		106	17	14%	123
TREASURE COAST PRIMARY CARE		100	23	19%	123
GENEDX		48	75	61%	123
PSL NAPLES BH OPERATIONS, LLC		123			123
CITRUS MEMORIAL HEALTH SYSTEM LAB		2	121	98%	123
PHYSICIANS REGIONAL CLINIC		92	30	25%	122
PARKVIEW HEALTH		121	1	1%	122
TOTAL CARE PLUS LLC			122	100%	122
PINELLAS COUNTY JAIL			121	100%	121
Hialeah Nursing And Rehabilitation Center		115	6	5%	121
Sandy Ridge Center for Rehabilitation and Healing		100	21	17%	121
CALADIUM PEDIATRICS		105	16	13%	121
BROOKDALE JENSEN BEACH		118	3	2%	121
LPG PRIMARY CARE AT SURFSIDE		105	16	13%	121
VILLAGES VA CBOC	2	112	7	6%	121
URGENT CARE TCMA			121	100%	121
Crystal Health & Rehab Center		115	6	5%	121

# COVID-19: testing by laboratory

Data through May 24, 2021 verified as of May 25, 2021 at 09:25 AM

Data in this report are provisional and subject to change.

The numbers in the table below represent the number of Florida and non-Florida residents for whom test results were received by the Department of Health. A person can be tested by more than one laboratory and can have both positive and negative results. **Therefore, the sum of the numbers in each column will be larger than the total number of people tested.**

Reporting lab	Inconclusive	Negative	Positive	Percent positive	Total
ISLAND DOCTORS		23	97	81%	120
CAN COMMUNITY HEALTH		118	2	2%	120
UNIVERSITY HEALTH SYSTEM INC		109	11	9%	120
HOBDAI FAMILY HEALTH LLC		83	37	31%	120
MY CLINICAL LAB INC		17	103	86%	120
ARBOR TERRACE ORTEGA LLC	2	116	2	2%	120
FLAGLER COLLEGE HEALTH SERVICES		86	34	28%	120
RDX BIOSCIENCE		60	59	50%	119
COASTAL HEALTH AND REHAB		110	9	8%	119
BROOKDALE CANOPY OAKS		87	32	27%	119
VILLAS OF HOLLY BROOK - BRADENTON 14TH		117	2	2%	119
MATHISON RETIREMENT COMMUNITY		114	5	4%	119
MED ONE AT SAINT AUGUSTINE		87	32	27%	119
DELAND WELLNESS CENTER			119	100%	119
BROWARD HEALTH CORAL SPRINGS EPIDEMIOLOGY DEPT		1	118	99%	119
MD 365 MEDICAL CARE		117	1	1%	118
GRAND OAKS OF JENSEN BEACH LLC		113	5	4%	118
SOUTH BALDWIN MEDICAL CENTER GULF SHORES		95	23	19%	118
Ocala Oaks Rehabilitation Center		112	6	5%	118
CVS NY4098030POCT NEW YORK		117	1	1%	118
INFINITY BIOLOGIX LLC OAKDALE		112	6	5%	118
SH HERON EAST LLC		103	15	13%	118
MINUTECLINIC DIAGNOSTIC OF SOUTH CAROLINA, LLC		98	20	17%	118
NORTH SHORE MEDICAL LABS	1	110	7	6%	118
NEIGHBORHOOD MEDICAL CENTER		112	5	4%	117
BROOKDALE COLONIAL PARK	2	114	1	1%	117
MULBERRY CARE CENTER		104	13	11%	117
BAY PINES MEDICAL ASSOCIATES		1	116	99%	117
CAREATC		30	87	74%	117
TREASURE COAST MEDICAL ASSOCIATES		4	112	97%	116
CONSULATE HEALTH CARE OF SARASOTA	1	115			116
CARE CENTERS OF NASSAU, LLC - HENDRICKS RD		115	1	1%	116
CABANA AT JENSEN DUNES, THE		112	4	3%	116
BELVEDERE COMMONS OF FORT WALTON BEACH		106	10	9%	116
LEE COUNTY SCHOOL DISTRICT	1	108	7	6%	116
CSL PLASMA INC		11	105	91%	116
WESTWOOD NURSING & REHAB		82	34	29%	116
G & R HEALTH MART PHARMACY		96	20	17%	116
OZ		116			116
ORLANDO ORTHOPAEDIC CENTER		110	5	4%	115
Courtyards of Orlando Care Center		102	13	11%	115
UNIVERSITY MEDICAL CENTER SUITES		101	14	12%	115
SUNFLOWER SPRINGS ASSISTED LIVING		105	10	9%	115
THE POINTE AT CEDAR PARK		114	1	1%	115
TGH URGENT CARE - RIVERVIEW		1	114	99%	115
CAREMOUNT MEDICAL - PATHOLOGY		111	4	3%	115
GRACE MEDICAL HOME		94	20	18%	114

# COVID-19: testing by laboratory

Data through May 24, 2021 verified as of May 25, 2021 at 09:25 AM

Data in this report are provisional and subject to change.

The numbers in the table below represent the number of Florida and non-Florida residents for whom test results were received by the Department of Health. A person can be tested by more than one laboratory and can have both positive and negative results. **Therefore, the sum of the numbers in each column will be larger than the total number of people tested.**

Reporting lab	Inconclusive	Negative	Positive	Percent positive	Total
ASHRAF MEDICAL GROUP PLLC DBA PULSE MD		111	3	3%	114
ELAN BUENA VISTA		97	17	15%	114
WHITE PLAINS HOSPITAL CENTER LAB		109	4	4%	113
VANDERBILT UNIVERSITY MEDICAL CENTER		103	10	9%	113
CLEVELAND CLINIC FOUNDATION		12	101	89%	113
VRL EUROFINIS - HAWAII		112			112
AU HEALTH		96	16	14%	112
ALLIED HEALTH FORT PIERCE		112			112
EXPRESS DOCS LLC		11	101	90%	112
AFTER HOURS PEDIATRICS			111	100%	111
LECONTE MEDICAL CENTER LAB		91	20	18%	111
MG PORT CHARLOTTE II SUBTENANT LLC		99	12	11%	111
ALL MY KIDS PEDIATRICS INC		78	33	30%	111
AVANTE OF MOUNT DORA INC		111			111
MEDEXPRESS - BLOOMIN BRANDS		88	23	21%	111
HARBORCHASE OF NAPLES		97	14	13%	111
WE SCREEN LLC		104	6	5%	110
DHMD		110			110
LAKE HOUSE ASSISTED LIVING		93	17	15%	110
BAPTIST MEDICAL CENTER SOUTH		88	22	20%	110
KALEIDA HEALTH CENTER FOR LABORATORY		104	6	5%	110
ORLANDO LUTHERAN TOWERS ASSISTED LIVING		109			109
BRANDYWYNE HEALTH CARE CENTER		107	2	2%	109
Riviera Health Resort		108	1	1%	109
MIAMI BEACH COMMUNITY HEALTH CENTER		2	106	98%	108
NAVY HOSPITAL			108	100%	108
North Lake Care Center		107	1	1%	108
ORLANDO COVID TEST , LLC		99	9	8%	108
EVANS HEALTH CARE		106	2	2%	108
EVERGREEN WOODS HEALTH & REHAB CENTER		107	1	1%	108
MENORAH HOUSE		106	1	1%	107
ROYAL CARE OF AVON PARK		104	3	3%	107
Salerno Bay Health & Rehabilitation Center		97	10	9%	107
FLORIDA PEDIATRIC GROUP		44	63	59%	107
BAY VIEW HEALTHCARE		85	22	21%	107
SIMED LABORATORY		88	19	18%	107
JOHN D ARCHBOLD MEMORIAL HOSPITAL		103	4	4%	107
PORT CHARLOTTE REHABILITATION CENTER		91	15	14%	106
HEART OF FLORIDA REGIONAL MED CTR		35	71	67%	106
CATHOLIC HEALTH SERVICES REGIONAL LAB		98	8	8%	106
SUNSHINE GARDENS		105	1	1%	106
NORTH FLORIDA EVALUATION AND TREATMENT CENTER	2	99	5	5%	106
ELMCROFT OF BELLA VITA		98	8	8%	106
325TH MEDICAL GROUP		87	19	18%	106
Gulfport Rehabilitation Center		103	3	3%	106
MEDICAL CONSULTANTS OF FLORIDA DBA	1	90	14	13%	105
NORTH CENTRAL BRONX HOSPITAL		100	5	5%	105



# COVID-19: testing by laboratory

Data through May 24, 2021 verified as of May 25, 2021 at 09:25 AM

Data in this report are provisional and subject to change.

The numbers in the table below represent the number of Florida and non-Florida residents for whom test results were received by the Department of Health. A person can be tested by more than one laboratory and can have both positive and negative results. **Therefore, the sum of the numbers in each column will be larger than the total number of people tested.**

Reporting lab	Inconclusive	Negative	Positive	Percent positive	Total
GEORGE E WEEMS MEMORIAL HOSPITAL LAB		88	17	16%	105
HEARTLAND PEDIATRIC ASSOCIATES		87	18	17%	105
STONY BROOK UNIVERSITY MEDICAL CENTER		91	14	13%	105
COASTAL LABORATORIES OF FLORIDA		92	13	12%	105
ST PETERSBURG PEDIATRICS-SEMINOLE		92	13	12%	105
ST MARK ASSISTED LIVING CENTER	1	92	12	11%	105
PREDICTIVE LABORATORIES, INC	1	90	13	13%	104
PEDIATRIC CARE CENTER- JACKSONVILLE BEACH		75	29	28%	104
GRANDE, THE	2	98	4	4%	104
1ST PRIORITY LAB SERVICES		87	17	16%	104
FLORIDA MEDICAL CLINIC - MULTI SPECIALTY CAMPUS		53	51	49%	104
PEDIATRIC SERVICES OF AMERICA INC		98	6	6%	104
DAVENPORT PEDIATRICS CLERMONT PA		93	11	11%	104
VISTA MANOR		92	12	12%	104
EAST RIDGE RETIREMENT VILLAGE INC		104			104
PUBLIC SQUARE PHARMACY LLC		82	22	21%	104
DOUGLAS T JACOBSON STATE VETERANS HOME		104			104
PRIMECARE AT TWIN LAKES		3	100	97%	103
LABCORP		31	72	70%	103
JESSIE TRICE COMMUNITY HEALTH SYSTEM, INC		86	17	17%	103
MEDEXPRESS URGENT CARE WEST TAMPA			103	100%	103
PANIRA HEALTHCARE CLINIC		2	101	98%	103
ADVENT HEALTH CENTRA CARE - EAST ORLANDO		73	30	29%	103
LAFAYETTE NURSING AND REHABILITATION CENTER		100	2	2%	102
HENNEPIN HEALTHCARE LABORATORY		102			102
GRAND VILLA OF LARGO		91	11	11%	102
NAPHCARE INC		96	6	6%	102
CENTRAL FLORIDA HEALTH CARE		47	55	54%	102
PruittHealth Fleming Island		87	15	15%	102
BROOKDALE VERO BEACH SOUTH AL		101	1	1%	102
SANTA BARBARA CARE CENTER		78	24	24%	102
CRESTVIEW URGENT CARE	1	23	78	76%	102
PENNSYLVANIA DEPT OF HEALTH		21	80	79%	101
GOLFCREST HEALTHCARE CENTER		101			101
WINDSOR OAKS		100	1	1%	101
HAWTHORN HOUSE		87	14	14%	101
SEBRING PEDIATRICS LLC		74	27	27%	101
EMERALD COAST CENTER		97	4	4%	101
CCS - BROWARD COUNTY JAIL		94	7	7%	101
MACADAMS HOME HEALTH AGENCY		100	1	1%	101
BREVARD HEALTH ALLIANCE INC		98	3	3%	101
JOHN KNOX VILLAGE OF FLORIDA ALF	1	96	4	4%	101
AESTHETIC ENHANCEMENTS		101			101
GLOBAL CENTRAL LABS AT PPD	2	88	10	10%	100
GOOD HEARTS COVID TESTING		57	43	43%	100
GILBERT MEDICAL GROUP		92	7	7%	99
DEVANSH LAB WERKS INC		79	20	20%	99

# COVID-19: testing by laboratory

Data through May 24, 2021 verified as of May 25, 2021 at 09:25 AM

Data in this report are provisional and subject to change.

The numbers in the table below represent the number of Florida and non-Florida residents for whom test results were received by the Department of Health. A person can be tested by more than one laboratory and can have both positive and negative results. **Therefore, the sum of the numbers in each column will be larger than the total number of people tested.**

Reporting lab	Inconclusive	Negative	Positive	Percent positive	Total
KINDRED AT HOME		90	9	9%	99
Consulate Health Care of Jacksonville		85	14	14%	99
AHMG SURGICAL SPECIALIST		99			99
HUNTSVILLE HOSPITAL LABORATORY		71	28	28%	99
GARDENS AT TERRACINA HEALTH & REHABILITATION		97	1	1%	98
KORGENE LAB	1	28	69	70%	98
MIRIMUS CLINICAL LABS	2	42	54	55%	98
PLAZA OF HALLANDALE BEACH		98			98
CATHOLIC HEALTH SYSTEM DEPT LABORATORY		94	4	4%	98
ROSECASTLE AT DELANEY CREEK		96	2	2%	98
SIGNATURE HEALTHCARE OF MIDDLEBURG		96	2	2%	98
SEMINOLE COUNTY HEALTH DEPARTMENT		79	19	19%	98
URINEGOODHANDS LLC		96	2	2%	98
ARBOR TRAIL		78	20	20%	98
LANDMARK, THE		48	50	51%	98
HURLBURT FIELD CLINIC		39	59	60%	98
VALLEY MEDICAL CENTER		91	7	7%	98
FLORIDA COMMUNITY HEALTH CENTERS INC			98	100%	98
MINNESOTA TWINS		92	5	5%	97
RIDGEWOOD DIAGNOSTIC LABORATORY		92	5	5%	97
SKIPPACK MEDICAL LAB		82	15	15%	97
ADVENT HEALTH CENTRA CARE - WATERMAN		79	18	19%	97
EAST ALABAMA MEDICAL CENTER LABORATORY		85	12	12%	97
HEALTH CENTERS AT BRENTWOOD		96	1	1%	97
SUPERIOR RESIDENCES OF LECANTO		82	15	15%	97
GADSDEN COUNTY HEALTH DEPARTMENT		84	13	13%	97
INSTITUTE OF PATHOLOGY KINGS COUNTY		94	3	3%	97
PEDIATRIC ASSOCIATES ORLANDO		82	14	15%	96
A COUNTRY PLACE ASSISTED LIVING FACILITY		94	2	2%	96
LABFIRST - DEPARTMENT OF PATHOLOGY		92	4	4%	96
QPS, LLC		93	3	3%	96
BRIDGEVIEW CENTER LLC		81	15	16%	96
BAYSHORE MEMORY CARE		96			96
ERIE COUNTY MEDICAL CTR CLINICAL LABS		92	4	4%	96
MARKET STREET VIERA		95	1	1%	96
CENTURY CENTER FOR REHABILITATION & HEALING		78	18	19%	96
BARRY UNIVERSITY STUDENT HEALTH SERVICES		52	44	46%	96
SUNCOAST TECHNICAL COLLEGE SCHOOL OF HEALTH		96			96
CVS MINUTE CLINIC		3	93	97%	96
TANVIR H SHAGAR NP		89	7	7%	96
CROSS CITY REHABILITATION AND HEALTH CARE CENTER		72	23	24%	95
ST VINCENTS PRIMARY CARE		87	8	8%	95
JENNIFER J CHIAVETTA-GRLSANTI DC		78	17	18%	95
MEDRITE URGENT CARE		81	14	15%	95
THE TERRACE OF KISSIMMEE		80	15	16%	95
DIAGNOSTIC SOLUTIONS		3	91	97%	94
FLORIDA MEDICAL CLINIC PA		66	28	30%	94

# COVID-19: testing by laboratory

Data through May 24, 2021 verified as of May 25, 2021 at 09:25 AM

Data in this report are provisional and subject to change.

The numbers in the table below represent the number of Florida and non-Florida residents for whom test results were received by the Department of Health. A person can be tested by more than one laboratory and can have both positive and negative results. **Therefore, the sum of the numbers in each column will be larger than the total number of people tested.**

Reporting lab	Inconclusive	Negative	Positive	Percent positive	Total
NEW SMYRNA BEACH URGENT CARE			94	100%	94
Conway Lakes Health and Rehabilitation Center		93	1	1%	94
LEE MEMORIAL HEALTH SYSTEM D/B/A LEE COMMUNITY		88	6	6%	94
LAKE GIBSON VILLAGE, LLC		91	3	3%	94
Baldwin Pediatrix		83	11	12%	94
CONCENTRA - FT LAUDERDALE - COMMERCIAL BLVD		92	2	2%	94
ATLAN		85	9	10%	94
Summit Medical Group, Pa Dba Citymd		87	7	7%	94
TAMPA BAY CONCIERGE DOCTOR, LLC		90	4	4%	94
PREMIUM HEALTH SERVICES OF TAMPA BAY LLC		61	33	35%	94
PRESERVE AT PALM AIRE	3	90			93
PLYMOUTH HOME FOR ADULTS, INC.	8	84	1	1%	93
LAKE BUTLER HOSPITAL		83	10	11%	93
Heartland Health Care Center North Sarasota		79	14	15%	93
BISHOP GRADY VILLAS		91	2	2%	93
ST VINCENT'S BIRMINGHAM		86	7	8%	93
PANCARE HEALTH - FREEPORT CLINIC SUITE B		84	9	10%	93
MAGNOLIA DIAGNOSTIC		2	90	98%	92
DAVITA LABORATORY		69	23	25%	92
PROMEDICA SENIOR LIVING		86	6	7%	92
HUNTINGTON HOSPITAL LABORATORY		89	3	3%	92
MEDICAL PAVILION CLINIC		68	24	26%	92
SUWANNEE COUNTY SHERIFF OFFICE		89	3	3%	92
CAMPBELL URGENT CARE		15	77	84%	92
URGENT CARE USA LLC		2	90	98%	92
JERICO URGENT CARE		88	4	4%	92
MD 365 MEDICAL CARE PLLC		91			91
COOPER FAMILY MEDICAL PLLC		71	20	22%	91
DEBARY HEALTH AND REHABILITATION CENTER		88	3	3%	91
PARK OF THE PALMS INC		90	1	1%	91
AVERO DIAGNOSTICS		67	24	26%	91
ROCKLEDGE REGIONAL MEDICAL CENTER		36	55	60%	91
MISIR DRUGS LLC		72	19	21%	91
SONORAN DESERT PATHOLOGY ASSOCIATES		3	88	97%	91
BAHIA OAKS LODGE		85	6	7%	91
HERON CLUB AT PRESTANCIA		89	2	2%	91
SUN CLINICAL LABORATORIES		90	1	1%	91
LAKELAND REGIONAL HEALTH GATEWAY CENTER		65	26	29%	91
ARTHREX MEDICAL CENTER		51	40	44%	91
LAKE SHERIFF		71	20	22%	91
STUART REHABILITATION AND HEALTHCARE		75	16	18%	91
Winter Garden Rehab and Nursing Facility		79	11	12%	90
LEVY COUNTY DEPARTMENT OF HEALTH		65	25	28%	90
PERSONAL PEDIATRICS		79	11	12%	90
WALGREENS 2941		86	4	4%	90
MINUTECLINIC DIAGNOSTIC OF NEW JERSEY		82	8	9%	90
AR ANESTHESIA LLC		88	2	2%	90

# COVID-19: testing by laboratory

Data through May 24, 2021 verified as of May 25, 2021 at 09:25 AM

Data in this report are provisional and subject to change.

The numbers in the table below represent the number of Florida and non-Florida residents for whom test results were received by the Department of Health. A person can be tested by more than one laboratory and can have both positive and negative results. **Therefore, the sum of the numbers in each column will be larger than the total number of people tested.**

Reporting lab	Inconclusive	Negative	Positive	Percent positive	Total
OCOEE PEDIATRICS		82	8	9%	90
KEYS MEDICAL GROUP			90	100%	90
MANATEE COUNTY JAIL		89	1	1%	90
Lanier Rehab		64	26	29%	90
EMERGENCY PHYSICIANS MEDICAL CENTER LLC		65	24	27%	89
EVENTEST, LLC		87	2	2%	89
ATRIUM AT LIBERTY PARK		85	4	4%	89
ACE BIOMEDICAL LABS LLC		74	15	17%	89
LPG PRIMARY CARE AT PINE ISLAND		75	14	16%	89
MONROE COUNTY DETENTION CENTER		67	22	25%	89
NORTH FLORIDA SPINE AND WELLNESS		69	20	22%	89
STUART LODGE LIVING LLC		66	23	26%	89
FREEDOM INN AT TARPON SPRINGS		82	7	8%	89
MIAMI SHORES NURSING & REHAB		89			89
ALCALA TESTING & ANALYSIS SERVICES		84	5	6%	89
PRODUCTION HEALTH SAFETY MANAGEMENT		86	2	2%	88
BAYLOR GENETICS		75	13	15%	88
ORTHOPAEDIC SURGERY CENTER		88			88
University Hills health and Rehabilitation		78	10	11%	88
DELCARE PA		71	17	19%	88
GOVERNOR'S CREEK HEALTH & REHABILITATION		87	1	1%	88
CLYDE E LASSEN STATE VETERANS NURSING HOME		62	26	30%	88
CHAMBREL AT ISLAND LAKE		84	4	5%	88
HOLMES COUNTY HEALTH DEPARTMENT	1	74	13	15%	88
TITUSVILLE FAMILY PRACTICE		31	57	65%	88
ERIC C MRSHAL, MD, PC #1842		84	3	3%	87
LAKE HOWELL FAMILY MEDICINE ASSOCIATES		70	17	20%	87
UNIVERSITY OF NEW MEXICO HOSPITAL		87			87
BRANDON HEALTH AND REHABILITATION CENTER	1	85	1	1%	87
EISENHOWER ARMY MEDICAL CENTER		80	7	8%	87
BEACHES PEDIATRICS PA		82	5	6%	87
PACIFIC ANALYTICS			87	100%	87
PIERCE INSTRUMENTS INC		85	2	2%	87
BARNETT PARK		2	85	98%	87
WALGREENS #12673		83	4	5%	87
GRAND ST PAUL CVS		83	3	3%	86
CENTRAL FLORIDA PEDIATRICS		38	48	56%	86
DISCOVERY VILLAGE AT THE FORUM		86			86
PENSACOLA DEVELOPMENTAL CENTER		67	19	22%	86
BRILLIANCE ASSISTED LIVING		69	17	20%	86
CORNERSTONE PEDIATRICS		70	16	19%	86
LEE COMMUNITY HEALTHCARE - LEHIGH		73	13	15%	86
W. FRANK WELLS NURSING HOME		84	1	1%	85
NICEVILLE URGENT CARE		38	47	55%	85
PRMG - EAST NAPLES	1	73	11	13%	85
ARBOR OAKS AT TYRONE	9	74	2	2%	85
BioReference Laboratories, Inc		12	73	86%	85

# COVID-19: testing by laboratory

Data through May 24, 2021 verified as of May 25, 2021 at 09:25 AM

Data in this report are provisional and subject to change.

The numbers in the table below represent the number of Florida and non-Florida residents for whom test results were received by the Department of Health. A person can be tested by more than one laboratory and can have both positive and negative results. **Therefore, the sum of the numbers in each column will be larger than the total number of people tested.**

Reporting lab	Inconclusive	Negative	Positive	Percent positive	Total
ADVENTHEALTH MEDICAL GROUP MULTISPECIALTY			85	100%	85
MEADOWCREST FAMILY PHYSICIANS PA	1	60	24	28%	85
EMPLOYEE WELLNESS PA		65	19	23%	84
NITE LITE PEDIATRICS - JACKSONVILLE		76	8	10%	84
PINES OF SARASOTA GARDEN		84			84
MINUTECLINIC, LLC		74	10	12%	84
LONG TERM CARE OF JAY, LLC		63	21	25%	84
JACOBI MEDICAL CENTER		78	5	6%	83
PANCARE HEALTH - MALONE CLINIC		76	7	8%	83
GROWING TOGETHER PEDIATRICS, LLC		77	6	7%	83
LABCORP EMPLOYER SERVICES		82	1	1%	83
CANOPY ON BERRYHILL, THE		51	32	39%	83
CLEARWATER PAIN MANAGEMENT ASSOCIATES		81	2	2%	83
SEWALLS POINT PHARMACY INC		74	9	11%	83
STONY BROOK SOUTHAMPTON		81	2	2%	83
THE TRADITION OF THE PALM BEACHES		80	3	4%	83
MID FLORIDA PRIMARY CARE PA		69	14	17%	83
BROWARD HEALTH MEDICAL CENTER CLINICAL LAB			83	100%	83
PERSONAL PEDIATRICS PA		79	4	5%	83
NORTH SHORE UNIVERSITY HOSPITAL LABORATORY		76	7	8%	83
Lexington Health and Rehabilitation Center		82			82
LAB PLUS, LLC AT SAINT THOMAS WEST HOSPITAL		68	14	17%	82
LEE PHYSICIAN GROUP COLLEGE POINT		76	6	7%	82
LAKE CITY VA MEDICAL CENTER			82	100%	82
AIR, LAND & SEA PHYSICALS & CONSULTATIONS, LLC		81	1	1%	82
THE PAVILION FOR HEALTH CARE		72	10	12%	82
ROSECASTLE OF JACKSONVILLE LLC		80	2	2%	82
WEST VOLUSIA FAMILY AND SPORTS MEDICINE		75	7	9%	82
DEVELOPMENTAL DISABILITIES DEFENDANT PROGRAM		80	2	2%	82
LPG PULMONOLOGY-COCONUT POINT		69	12	15%	81
MINUTECLINIC DIAGNOSTIC OF SOUTH CAROL		74	7	9%	81
LAB		29	52	64%	81
MEDCOR CORPORATE CLINIC		80	1	1%	81
BIO-TECH CLINICAL LABORATORIES		41	40	49%	81
BALMORAL TENANT SERVICES INC	1	43	36	45%	80
SUMTER PEDIATRICS		75	5	6%	80
NOMI HEALTH LAB SERVICES LLC		9	71	89%	80
ORLANDO CLINICAL RESEARCH CENTER		77	3	4%	80
MINUTECLINIC DIAGNOSTIC OF KANSAS, PA		71	9	11%	80
BOND CLINIC PA		46	33	42%	79
TRINITY URGENT CARE		64	15	19%	79
CENTRAL BALDWIN IMMEDIATE CARE & FAMILY PRACTICE		61	18	23%	79
GRAND VILLA OF ALTAMONTE SPRINGS		72	7	9%	79
Grand Villa of Clearwater		73	6	8%	79
CBS LABS OF TAMPA LLC		3	76	96%	79
EDGEWATER AT WATERMAN VILLAGE		78	1	1%	79
MICHAEL AKPEKE MD		70	9	11%	79



# COVID-19: testing by laboratory

Data through May 24, 2021 verified as of May 25, 2021 at 09:25 AM

Data in this report are provisional and subject to change.

The numbers in the table below represent the number of Florida and non-Florida residents for whom test results were received by the Department of Health. A person can be tested by more than one laboratory and can have both positive and negative results. **Therefore, the sum of the numbers in each column will be larger than the total number of people tested.**

Reporting lab	Inconclusive	Negative	Positive	Percent positive	Total
BRADFORD COUNTY HEALTH DEPARTMENT		78	1	1%	79
VETERANS AFFAIRS MEDICAL CENTER - PALO ALTO		28	51	65%	79
ERDOX		74	5	6%	79
PANCARE HEALTH - JACKSON COUNTY		66	13	16%	79
MICHAEL A VENZAIO MD		75	4	5%	79
BAYCARE MEDICAL GROUP		71	7	9%	78
LAKE MORTON PLAZA☐		75	3	4%	78
DOH-WEST PALM BEACH BRANCH LABORATORY		3	75	96%	78
THOMAS INTERNAL MEDICINE		65	13	17%	78
TOWERS HOME CARE☐		74	4	5%	78
NEW MEXICO STATE PUBLIC HEALTH DIVISION		78			78
SUNSHINE PEDIATRICS		77	1	1%	78
LUTHERAN HAVEN ASSISTED LIVING		77			77
ASSOCIATED CLINICAL LABORATORIES		69	8	10%	77
HEALTH FIRST - PALM BAY HOSPITAL		2	75	97%	77
BOND CLINIC DR ELDEEB		38	39	51%	77
WALGREENS 9627		71	6	8%	77
TGH URGENT CARE - WESTCHASE			77	100%	77
PALM RIVER COMMUNITY HEALTH CENTER		68	9	12%	77
ORANGE CITY NURSING AND REHAB		75	2	3%	77
WOMENS CARE FLORIDA LABORATORY		70	7	9%	77
THE GOOD SHEPARDS OF DELAND-WEST		76	1	1%	77
NORTH FLORIDA PEDIATRICS - JACKSONVILLE		70	7	9%	77
FAST PACE MEDICAL CLINIC, PLLC		65	12	16%	77
CLINICAL PATHOLOGY ASSOCIATES-SONIC REFERENCE LAB		76			76
MOBILE PHYSICIAN SERVICES INC		68	8	11%	76
NORTH FLORIDA PHARMACY		67	9	12%	76
PROMEDICA LABORATORIES		21	55	72%	76
PALM BAY URGENT CARE		31	45	59%	76
SUNCOAST OPTIMAL WELLNESS		23	53	70%	76
DYNAMIC MEDICAL USA			76	100%	76
S-H THIRTY-FIVE OPCO- PORT ST LUCIE, LLC	1	75			76
MED & CO INVESTMENT LLC		71	5	7%	76
CAMP BOGGY CREEK		75	1	1%	76
WINDSOR REFLECTIONS		75	1	1%	76
GRAND VILLA OF DEL RAY WEST		71	4	5%	75
FLOW HEALTH LABORATORIES, LLC		75			75
ELLKAY HEALTHCARE DATA PLUMBERS	52	19	4	5%	75
ENCOMPASS HEALTH REHABILITATION HOSPITAL OF OCALA		74	1	1%	75
SOS MOBILE MEDICAL CARE LLC		63	12	16%	75
WALGREENS_PEMBROKE PINES		67	8	11%	75
BROWARD HEALTH MEDICAL CENTER		3	72	96%	75
EAST HILL PHARMACY		55	20	27%	75
WATERCREST ST LUCIE WEST	1	69	5	7%	75
TAMPA URGENT CARE			75	100%	75
ST JOSEPHS CHILDRENS OUTREACH		2	73	97%	75
ADVENTHEALTH EXPRESSCARE		45	30	40%	75

# COVID-19: testing by laboratory

Data through May 24, 2021 verified as of May 25, 2021 at 09:25 AM

Data in this report are provisional and subject to change.

The numbers in the table below represent the number of Florida and non-Florida residents for whom test results were received by the Department of Health. A person can be tested by more than one laboratory and can have both positive and negative results. **Therefore, the sum of the numbers in each column will be larger than the total number of people tested.**

Reporting lab	Inconclusive	Negative	Positive	Percent positive	Total
OAK MANOR NURSING HOME		70	4	5%	74
MULBERRY'S MOBILE PROVIDER SERVICES LLC□		55	19	26%	74
WILSON MEMORIAL REGIONAL MEDICAL CENTER		70	4	5%	74
CITY OF OCALA EMPLOYEE HEALTH AND WELLNESS CENTER		67	7	9%	74
MD LABS		47	27	36%	74
BROOKDALE OVIEDO		72	2	3%	74
VIP WALK IN CLINIC		50	24	32%	74
NOAH CLINICAL LABORATORY		63	11	15%	74
HARMONY CLINIC		1	73	99%	74
GOLDEN POND COMMUNITIES		73	1	1%	74
FLORIDA HEALTH CARE DELAND			74	100%	74
SCOTT LAKE HEALTH AND REHABILITATION CENTER		71	3	4%	74
MED EXPRESS		6	68	92%	74
NORTH FLORIDA PEDIATRICS		57	17	23%	74
EC OPCO PENSACOLA, LLC		73	1	1%	74
WALGREEN		60	14	19%	74
ST LUCIE COUNTY JAIL		59	15	20%	74
GV NAPLES OPCO, LLC		73	1	1%	74
INDIGO MANOR□		23	50	68%	73
Stratford Court of Palm Harbor		63	10	14%	73
EXPRESS CARE OF TAMPA BAY LLC	1	23	49	67%	73
DISCOVERY VILLAGE AT PALM BEACH GARDENS		71	2	3%	73
EVIVIA		70	3	4%	73
SAFARI PEDIATRICS PA		71	2	3%	73
CONSULATE HEALTH CARE - LAKE MARY		72	1	1%	73
KESHAV RX LLC		59	13	18%	72
BOND AND STEELE CLINIC, PA		58	14	19%	72
Casa Mora Rehabilitation & Extended Care		70	2	3%	72
TGH URGENT CARE - WESLEY CHAPEL			72	100%	72
CAREATC INC BRANDON	21	46	5	7%	72
MINUTECLINIC DIAGNOSTIC MEDICAL GROUP		67	5	7%	72
Heritage Park Care and Rehabilitation		72			72
LAKE CO EMPLOYEE HEALTH AND WELLNESS CENTER		64	8	11%	72
INTERNAL MEDICINE ASSOCIATES PA		67	5	7%	72
ENCOMPASS HEALTH REHABILITATION OF ALTAMONTE		67	5	7%	72
HAVEN OF OUR LADY OF PEACE		72			72
CRAIG BERGER MD PL D/B/A BAY AREA EYE INSTITUTE		72			72
SIDDH INC DBA SAN CARLOS PHARMACY		67	4	6%	71
BIOREFERENCE LABORATORIES INC		11	60	85%	71
ADVENT HEALTH - LAKE MARY		61	10	14%	71
STERLING HOUSE OF TALLAHASSEE	3	62	6	8%	71
ADVANCED LAB		67	4	6%	71
HAWTHORNE INN OF LAKELAND		71			71
AMMON LABS		61	10	14%	71
CL BRUMBACK PRIMARY CARE CLINICS		17	54	76%	71
ADVENT HEALTH - PALM COAST		2	69	97%	71
INN AT ASTON GARDENS AT PELICAN POINTE,THE		67	4	6%	71

# COVID-19: testing by laboratory

Data through May 24, 2021 verified as of May 25, 2021 at 09:25 AM

Data in this report are provisional and subject to change.

The numbers in the table below represent the number of Florida and non-Florida residents for whom test results were received by the Department of Health. A person can be tested by more than one laboratory and can have both positive and negative results. **Therefore, the sum of the numbers in each column will be larger than the total number of people tested.**

Reporting lab	Inconclusive	Negative	Positive	Percent positive	Total
DOT DOC SARASOTA		63	8	11%	71
Highlands Regional Hospital		63	7	10%	70
CALHOUN COUNTY HEALTH DEPT		40	30	43%	70
THE CLUB AT BOYNTON BEACH, LLC		68	2	3%	70
SUMMIT AT VENICE	2	63	5	7%	70
SUNCOAST COMMUNITY HEALTH CENTERS PEDIATRICS		21	49	70%	70
USF HEALTH MORSANI CENTER		5	65	93%	70
CP/AIG PENSACOLA DEVELOPMENT LLC		67	3	4%	70
PLANTATION GENERAL HOSPITAL CLINICAL LAB		26	44	63%	70
ACCESS 365 URGENT CARE		42	27	39%	69
GENPATH			69	100%	69
HERITAGE HEALTHCARE AND REHABILITATION CENTER		69			69
MINUTECLINIC DIAGNOSTIC OF HAWAII LLC		62	7	10%	69
PARKSIDE INN	3	64	2	3%	69
BLUE SPRINGS SURGERY CENTER		69			69
WALGREENS #05625		64	5	7%	69
SAN JOSE SENIOR CARE LLC	1	43	25	36%	69
MEMORIAL MANOR		69			69
PINELLAS PARK FIRE DEPARTMENT		65	4	6%	69
LINCOLN MEDICAL AND MENTAL HEALTH CENTER		66	3	4%	69
ST FRANCIS HOSPITAL		61	8	12%	69
SAMFORD UNIVERSITY HEALTH SERVICES		67	1	1%	68
AEL- MEMPHIS		17	51	75%	68
LPG PRIMARY CARE AT COLONIAL CENTER DRIVE		59	9	13%	68
ADVENTHEALTH MEDICAL GROUP FAMILY MEDICINE		63	5	7%	68
HEALTHPARK MEDICAL CTR NURSING SVC		68			68
WELLSTAR KENNESTONE HOSPITAL		63	5	7%	68
REOPEN DIAGNOSTICS			68	100%	68
SOMERBY OF SANTA ROSA BEACH		59	9	13%	68
ADVANCE URGENT CARE CENTER, LLC		20	48	71%	68
ENCOMPASS HEALTH REHABILITATION		65	3	4%	68
BIG BOCA SMILES LLC		66	2	3%	68
Palms at Ponte Vedra Assisted Living and Memory Care		64	3	4%	67
FERN PARK DEVELOPMENTAL CENTER		13	54	81%	67
MEASE MANOR INC		63	4	6%	67
FLORIDA HOSPITAL PHYSICIAN GROUP		40	27	40%	67
APC PEDIATRICS AT RYE ROAD MEDICAL PARK		63	4	6%	67
GREENSBORO PATHOLOGY LLC		55	12	18%	67
FLORIDA HEALTH CARE		8	59	88%	67
ADVENT HEALTH CENTRA CARE - WINTER GARDEN		20	46	70%	66
Bon Secours Maria Manor		60	6	9%	66
EAST CENTRAL FLORIDA OUTPATIENT IMAGING		45	21	32%	66
OKEECHOBEE URGENT CARE		17	49	74%	66
MINUTE CLINIC DIAGNOSTIC OF VIRGINIA, LLC		62	4	6%	66
PREMISE HEALTH MIA		27	39	59%	66
VETERANS AFFAIRS MEDICAL CENTER - GULF COAST		27	39	59%	66
FAMILY HEALTH CENTER		46	20	30%	66

# COVID-19: testing by laboratory

Data through May 24, 2021 verified as of May 25, 2021 at 09:25 AM

Data in this report are provisional and subject to change.

The numbers in the table below represent the number of Florida and non-Florida residents for whom test results were received by the Department of Health. A person can be tested by more than one laboratory and can have both positive and negative results. **Therefore, the sum of the numbers in each column will be larger than the total number of people tested.**

Reporting lab	Inconclusive	Negative	Positive	Percent positive	Total
ADVENT HEALTH - MOUNT DORA		10	56	85%	66
NORTH FLORIDA MEDICAL CENTER		59	7	11%	66
MEDEX MEDICAL EXPRESS OF PALATKA			66	100%	66
AMERICAN FAMILY MEDICAL		53	13	20%	66
HERNANDO COUNTY FIRE RESCUE DISTRICT		32	34	52%	66
TROY REGIONAL MEDICAL CENTER		55	11	17%	66
NEMOURS CHILDRENS PRIMARY CARE OVIEDO		51	15	23%	66
CHIPOLA QUICK CARE		57	9	14%	66
OUT OF STATE		40	25	38%	65
LPG CONVENIENT CARE AT PINE ISLAND ROAD		59	6	9%	65
SOUTHSIDE HOSPITAL NORTHWELL HEALTH LABORATORY		56	9	14%	65
MICHIGAN DEPARTMENT OF HEALTH AND HUMAN SERVICES	1		64	98%	65
SUMMER VISTA ASSISTED LIVING		38	27	42%	65
CORAL GABLES HOSPITAL			65	100%	65
NXGEN MDX		20	45	69%	65
BROOKDALE CENTRE POINTE	1	64			65
WADSWORTH HEALTH CENTER		62	3	5%	65
VIERA HEALTH AND REHABILITATION CENTER		62	3	5%	65
HORIZON ALF		64	1	2%	65
UNITED MEDICAL LABS INC		64	1	2%	65
TRINITY AL SENIOR HOUSING LLC		45	19	30%	64
DEPT OF VA MED CENTE-WEST PALM BEACH			64	100%	64
CHILDREN'S HOSPITAL OF ALABAMA		63	1	2%	64
ADVENTHEALTH MEDICAL GROUP PULMONOLOGY		57	7	11%	64
VENICE URGENT CARE - GULF COAST		7	57	89%	64
ST CLOUD PHYSICIAN MANAGEMENT LLC DBA ST CLOUD		30	34	53%	64
GREENLEAF ALF		63	1	2%	64
MINUTECLINIC DIAGNOSTIC OF NORTH CAROLINA		62	2	3%	64
JOSEPH L MORSE GERIATRIC CENTER	2	59	3	5%	64
SILVER LAKE PEDIATRICS PA		57	7	11%	64
BURRY'S PHARMACY INC		39	25	39%	64
BAYOU GARDENS DUNEDIN LLC		64			64
CARE CENTERS OF NASSAU LLC MINER ROAD SOUTH		64			64
Grace Rehabilitation of Vero Beach		63	1	2%	64
DAVID POSNACK JEWISH DAY SCHOOL		64			64
MEDLOGIC LABORATORIES		3	61	95%	64
Manor Care of Dunedin	1	54	9	14%	64
SARNO FAMILY PRACTICE		45	18	29%	63
ADVENTHEALTH MEDICAL GROUP FAMILY & INTERNAL		29	34	54%	63
BEEHIVE HOMES OF GULF BREEZE		47	16	25%	63
MAUREEN OROURKE-FUTEY			63	100%	63
MEASE CONTINUING CARE		61	2	3%	63
LAKE INTERNAL MEDICINE ASSOCIATES PA		55	8	13%	63
LAKELAND REGIONAL HEALTH		38	25	40%	63
S-H THIRTY FIVE OPCO - ORANGE CITY, LLC		53	10	16%	63
CINNAMON COVE ALF		62	1	2%	63
MARQUIS LABS, LLC		61	2	3%	63

# COVID-19: testing by laboratory

Data through May 24, 2021 verified as of May 25, 2021 at 09:25 AM

Data in this report are provisional and subject to change.

The numbers in the table below represent the number of Florida and non-Florida residents for whom test results were received by the Department of Health. A person can be tested by more than one laboratory and can have both positive and negative results. **Therefore, the sum of the numbers in each column will be larger than the total number of people tested.**

Reporting lab	Inconclusive	Negative	Positive	Percent positive	Total
BIG BEND CARES, INC		55	8	13%	63
WELLMED AT NEW TAMPA		49	14	22%	63
LONG ISLAND JEWISH MED CTR		57	6	10%	63
ALL AMERICAN URGENT CARE			63	100%	63
MEDI CLINIC SARASOTA INC		62	1	2%	63
LIGHTHOUSE PEDIATRICS OF NAPLES		56	7	11%	63
EMERALD COAST HOSPICE		61	1	2%	62
EMORY CLINIC, THE		58	4	6%	62
MINUTECLINIC DIAGNOSTIC OF LOUISIANA,		59	3	5%	62
CAPE REGIONAL MEDICAL CENTER		59	3	5%	62
OVERLOOK HOSPITAL LABORATORY		57	5	8%	62
EVAN R SHAPIRO MD PA		62			62
TBI RESIDENTIAL SERVICES, INC.		51	11	18%	62
CDR MAGUIRE INC	1	7	54	87%	62
WAVE CREST HEALTH AND REHABILITATION CENTER		59	3	5%	62
MENTAL HEALTH CARE INC		53	9	15%	62
TUKA PEDIATRICS		8	54	87%	62
SPRING MANOR ASSISTED LIVING		62			62
ELITE HOME HEALTH SERVICES		61			61
PALM BAY PEDIATRICS		40	21	34%	61
ENCOMPASS HEALTH REHABILITATION HOSPITAL OF PANAMA CITY		56	5	8%	61
RITECARE MED CTR H			61	100%	61
SARATOGA HOSPITAL LABORATORY		55	6	10%	61
INTERNAL MEDICINE SPECIALIST		55	6	10%	61
GRAND VILLA OF ST. PETERSBURG		59	2	3%	61
WASHINGTON REHABILITATION AND NURSING CENTER		51	10	16%	61
VALENCIA HOUSE ALF		59	2	3%	61
TWIN CREEKS ASSISTED LIVING & MEMORY CARE		57	3	5%	60
PATIENTS CHOICE LAB OF IND, LLC		52	8	13%	60
ENCOMPASS HEALTH REHABILITATION HOSPITAL OF MIAMI		59	1	2%	60
SOUTH FLORIDA BAPTIST HOSPITAL			60	100%	60
HUNT CLUB MEDICAL		29	31	52%	60
BARNES HEALTHCARE OF FLORIDA LLC		56	4	7%	60
IMMEDIATE CARE PA		56	4	7%	60
WILLOWS AT WILDWOOD, THE		54	6	10%	60
NORTH CAROLINA DEPARTMENT OF HEALTH & HUMAN SERVICES	1		59	98%	60
SONATA BOCA RATON		54	6	10%	60
BOCA BIOLISTICS LLC		46	14	23%	60
SMH PHYSICIAN SERVICES INC		59	1	2%	60
LEE MEMORIAL HEALTH SYSTEM		54	6	10%	60
HOLY NAME HOSPITAL LABORATORY		58	2	3%	60
INTERNAL LAB		50	10	17%	60
THE PRESERVE AT CLEARWATER		58	2	3%	60
GRAND AVENUE RX			60	100%	60
NORTHSIDE HOSPITAL EMERGENCY DEPT		56	4	7%	60
81ST MEDICAL GROUP		28	32	53%	60
FLORIDA MEDICAL CLINIC IM MLK		36	24	40%	60



# COVID-19: testing by laboratory

Data through May 24, 2021 verified as of May 25, 2021 at 09:25 AM

Data in this report are provisional and subject to change.

The numbers in the table below represent the number of Florida and non-Florida residents for whom test results were received by the Department of Health. A person can be tested by more than one laboratory and can have both positive and negative results. **Therefore, the sum of the numbers in each column will be larger than the total number of people tested.**

Reporting lab	Inconclusive	Negative	Positive	Percent positive	Total
CITYMD OF MANAHAWKIN		57	3	5%	60
ALEXANDER NININGER STATE VETERANS		59			59
UHEALTH AT FISHER ISLAND			59	100%	59
VOLUSIA COUNTY BRANCH JAIL		1	58	98%	59
LINCOLN DIAGNOSTIC LAB		57	2	3%	59
MILLENIUM PHYSICIANS GROUP		1	58	98%	59
BIOTECH		52	7	12%	59
CARDIOLOGY AND MEDICINE ASSOCIATES		43	16	27%	59
BUECHELE DENTAL PA DBA CLERMONT FAMILY DENTISTRY		49	10	17%	59
KEY WEST MEDICAL CENTER	1	51	7	12%	59
STEINHATCHEE FAMILY MEDICAL CENTER	1	50	8	14%	59
MARIANNA HEALTH AND REHABILITATION CENTER		57	1	2%	58
ORLANDO ORTHOPAEDIC OUTPATIENT SURGERY CENTER		52	6	10%	58
CENTRA CARE - LAKE NONA		7	51	88%	58
THE MEDICAL GROUP OF SOUTH FLORIDA INC		52	6	10%	58
COOPER FAMILY MEDICAL, PLLC		48	10	17%	58
FINLAY CLINICAL LABORATORY		20	38	66%	58
RESIDENTIAL PLAZA AT BLUE LAGOON INC		54	4	7%	58
KINDRED HOSPITAL CENTRAL TAMPA BLOOD GAS	1	52	5	9%	58
VPA PC LAB		48	10	17%	58
GULFSIDE HOSPICE INC		55	3	5%	58
PROFESSIONAL PEDIATRICS		56	2	3%	58
Margate Health and Rehabilitation Center		56	2	3%	58
ADVENT HEALTH EXPRESS CARE		7	51	88%	58
OPTUMCARE SOUTH FLORIDA, LLC		49	9	16%	58
EMORY UNIVERSITY HOSPITAL		49	9	16%	58
ASCENSION SACRED HEART BAY LABORATORY		54	3	5%	57
ALZHEIMERS CARE CENTER OF VIERA LTD		37	20	35%	57
CONCENTRA URGENT CARE		53	4	7%	57
Glen Oaks Health and REhabilitation		57			57
JFK MEDICAL CENTER NORTH LAB		1	56	98%	57
GENESIS DERMATOLOGY		53	4	7%	57
MALCOM RANDALL DEPT OF VAMC			57	100%	57
NEW YORK PRESBYTERIAN - QUEENS DIAGNOSTIC		53	4	7%	57
LONG ISLAND UNIVERSITY - POST CAMPUS		52	5	9%	57
AMELIA ASSISTED LIVING FACILITY		57			57
IMA MEDICAL CENTER		38	19	33%	57
GENTIVA HEALTH SERVICES CERTIFIED INC		53	4	7%	57
THE CANOPY AT BERRYHILL		57			57
KAPG FLEMING ISLAND SENIOR HOUSING OPCO LLC	1	56			57
BAY STREET PHARMACY		52	5	9%	57
TRADITIONAL HOME HEALTH OF PALM BEACH INC		55	2	4%	57
PENNSYLVANIA DEPARTMENT OF HEALTH BUREAU OF LABORATORIES			57	100%	57
TIFFANY HALL NURSING AND REHAB		44	12	21%	56
PATHOLOGY CONSULTANTS OF NEW MEXICO		56			56
EAGLES WATCH CLUSTER		47	9	16%	56
WEST ISLIP URGENT CARE		51	5	9%	56

# COVID-19: testing by laboratory

Data through May 24, 2021 verified as of May 25, 2021 at 09:25 AM

Data in this report are provisional and subject to change.

The numbers in the table below represent the number of Florida and non-Florida residents for whom test results were received by the Department of Health. A person can be tested by more than one laboratory and can have both positive and negative results. **Therefore, the sum of the numbers in each column will be larger than the total number of people tested.**

Reporting lab	Inconclusive	Negative	Positive	Percent positive	Total
ATRIA PARK OF LAKE FOREST (WG HERITAGE LF LLC)		54	2	4%	56
HIALEAH HOSPITAL RESPIRATORY DEPT			56	100%	56
ACTIVE SENIOR LIVING		54	2	4%	56
NITE LITE PEDIATRICS - PORT ST. LUCIE		46	9	16%	55
OCCUPATIONAL HEALTH CENTERS OF THE SOUTHWEST PA		49	6	11%	55
TNC WALK IN CLINIC		43	12	22%	55
LITTLE NECK URGENT CARE		53	2	4%	55
HIGHLANDS COUNTY FIRE RESCUE		55			55
ROCHESTER GENERAL HOSPITAL LABORATORY		51	4	7%	55
Jupiter Medical Center Pavilion		54	1	2%	55
PREMIER MEDICAL ASSOCIATES ALL FLORIDA LLC		54	1	2%	55
CARE 4 U MANAGEMENT, INC			55	100%	55
GRAND VILLA OF ENGLEWOOD		50	5	9%	55
SONATA HUNTERS CREEK		47	8	15%	55
ROYAL PALM SENIOR RESIDENCE		55			55
KENDALL REGIONAL MEDICAL CENTER LAB	3		52	95%	55
SUNSHINE PEDIATRICS OF CENTRAL FLORIDA PL		52	3	5%	55
BASSETTI MEDICAL RESEARCH INC		35	19	35%	54
CDR MAGUIRE - MIAMI BEACH CC MISSION 17388		2	52	96%	54
JUNIPER VILLAGE AT NAPLES		53	1	2%	54
FUTURE PEDIATRICS		51	3	6%	54
FAMILY EXTENDED CARE OF PUNTA GORDA		54			54
ST. CLOUD MEDICAL GROUP		54			54
SARASOTA CO. HEALTH DEPT # 58		40	14	26%	54
MIAMI CLINICAL RESEARCH CORP		12	42	78%	54
CERTUS MTD OPCP LLC		52	2	4%	54
EP MEDICAL EQUIPMENT PHARMACY		47	7	13%	54
UNITED LABORATORY SERVICES CORPORATION		38	16	30%	54
APOLLOMDX LABS		32	22	41%	54
CAMBRIDGE SECURITY SERVICES		51	3	6%	54
CLERMONT HEALTH AND REHAB		40	14	26%	54
ORCHID COVE AT DAYTONA		45	9	17%	54
Citymd Of Toms River		46	7	13%	53
COURTYARD GARDENS OF BOYNTON BEACH, LLC		50	3	6%	53
QUOTIENT SCIENCES LABS LLC			53	100%	53
MISSION OAKS ASSISTED LIVING □		51	2	4%	53
SOMERSET			53	100%	53
ALLIANCE COMMUNITY FOR RETIREMENT LIVING		53			53
HOME CARE PHARMACY		53			53
ST ANTHONYS PRIMARY CARE LLC/JACKSON STREET			53	100%	53
UNIVERSITY OF WEST FLORIDA, THE		52	1	2%	53
Osprey Point Nursing Center		51	2	4%	53
BITTINGS APOTHECARY INC		47	6	11%	53
JACK BANDEL MD PA		49	4	8%	53
CVS MINUTE CLINIC DIAGNOSTIC OF NORTH CAROL		46	7	13%	53
GRAND VILLA OF NEW PORT RICHEY		46	7	13%	53
LAKE COUNTY SCHOOLS EMPLOYEE HEALTH CENTER		40	13	25%	53

# COVID-19: testing by laboratory

Data through May 24, 2021 verified as of May 25, 2021 at 09:25 AM

Data in this report are provisional and subject to change.

The numbers in the table below represent the number of Florida and non-Florida residents for whom test results were received by the Department of Health. A person can be tested by more than one laboratory and can have both positive and negative results. **Therefore, the sum of the numbers in each column will be larger than the total number of people tested.**

Reporting lab	Inconclusive	Negative	Positive	Percent positive	Total
QHC UPSTATE MEDICAL PC		43	10	19%	53
MINUTECLINIC DIAGNOSTIC OF LOUISIANA		50	3	6%	53
NIGHT LITE PEDIATRICS CENTER LLC		10	43	81%	53
THE PALMS PHARMACY, INC		50	3	6%	53
PANCARE HEALTH - BAY COUNTY - YOUNGSTOWN		48	5	9%	53
ADVENT HEALTH - LAKE WALES		40	12	23%	52
SNH BRFL TENANT LLC	2	50			52
FELICIDAD MEDICAL CENTER		5	47	90%	52
ADVENT HEALTH		49	3	6%	52
PINES NURSING HOME		50	2	4%	52
CITY OF CAPE CORAL		39	13	25%	52
LMH SKILLED NURSING UNIT		52			52
DAYTONA BEACH OPC		47	5	10%	52
GRAND VILLA OF PINELLAS PARK		50	2	4%	52
FLAGLER HOSPITAL INC	2		50	96%	52
ROADS PEDIATRICS,LLC		49	3	6%	52
PHILLIPPE RIDGE		40	12	23%	52
MEDPEDS ASSOCIATES OF SARASOTA PA		47	5	10%	52
LPG PRIMARY CARE AT CAPE CORAL PARKWAY		44	8	15%	52
SUNSHINE ASSISTED LIVING		51			51
MADISON COUNTY MEMORIAL HOSPITAL LABORATORY		15	36	71%	51
GULFVIEW MEDICAL INSTITUTE		51			51
PATRICK MANOR INCORPORATED		51			51
LEE COMMUNITY HEALTHCARE INC CAPE CORAL		48	3	6%	51
SOUTH CAROLINA DEPT OF HEALTH AND ENVIRONMENT CONTROL		11	40	78%	51
PRACTICE MANAGEMENT OF AMERICA, INC.		7	44	86%	51
BENTON HOUSE OF PORT ORANGE		44	7	14%	51
LPG PEDIATRICS AT PAGE FIELD		50	1	2%	51
AVANTE ST CLOUD		48	3	6%	51
MINUTECLINIC, LLC, DBA MINUTECLINIC #5		46	5	10%	51
INN AT THE FOUNTAINS, THE		34	17	33%	51
SOUTHEAST ALABAMA MEDICAL CENTER			51	100%	51
WALGREENS #10373		49	2	4%	51
JACKSONVILLE PEDIATRICS		30	20	40%	50
POPLAR HEALTHCARE PLLC	1	11	38	76%	50
THORNBURG PEDIATRICS		46	4	8%	50
HILA BECKERMAN MD LLC	1	45	4	8%	50
EC OPCO TIMBERLIN PARC LLC		50			50
CRESTVIEW IMMEDIATE CARE LL		26	24	48%	50
CARE ATC - ANDES			50	100%	50
LYSTER ACH FT RUCKER AL		47	3	6%	50
THE LODGE AND REHABILITATION CENTER		34	16	32%	50
ADVENT HEALTH MEDICAL GROUP OB GYN AT		44	6	12%	50
RAINBOW PEDIATRICS PC LLC / BREAKFAST POINT		39	11	22%	50
SOUTHEAST GEORGIA HEALTH SYSTEM, INC		45	5	10%	50
BETHUNE-COOKMAN UNIVERSITY		32	18	36%	50
NAPLES PEDIATRICS INC		43	7	14%	50

# COVID-19: testing by laboratory

Data through May 24, 2021 verified as of May 25, 2021 at 09:25 AM

Data in this report are provisional and subject to change.

The numbers in the table below represent the number of Florida and non-Florida residents for whom test results were received by the Department of Health. A person can be tested by more than one laboratory and can have both positive and negative results. **Therefore, the sum of the numbers in each column will be larger than the total number of people tested.**

Reporting lab	Inconclusive	Negative	Positive	Percent positive	Total
PORT ST. LUCIE - ZAXBY'S		50			50
GRAMERCY PARK URGENT CARE		48	2	4%	50
PORT SAINT JOHN FAMILY PRACTICE		31	19	38%	50
ARCPPOINT LABS OF WEST PALM BEACH		9	41	82%	50
HEALTH FIRST - CAPE CANAVERAL HOSPITAL		1	49	98%	50
MARCO ISLAND MEDICAL CENTER		37	13	26%	50
AU MEDICAL CENTER, INC	1	43	5	10%	49
ADVENTIST HEALTH SYSTEM FLORIDA		34	15	31%	49
Guardian Care Nursing and Rehabilitation Center		49			49
CAREHERE LAKE SCHOOLS EMPLOYEE HEALTH CENTER		34	15	31%	49
DOH		23	26	53%	49
ALWAYS BEST CARE SENIOR SERVICES		44	5	10%	49
THE TERRACE OF JACKSONVILLE		3	46	94%	49
FHMG_CTR FOR SENIOR HEALTH		44	5	10%	49
WEISS PEDIATRIC CARE LLC		35	14	29%	49
S-H THIRTY FIVE OPCO - LUTZ, LLC		48	1	2%	49
SOLARIS SENIOR LIVING NORTH NAPLES		48	1	2%	49
SOFT CELL LABORATORIES		45	4	8%	49
NORTHBROOK CENTER FOR		47	2	4%	49
HOUSE CALLS PROFESSIONAL LLC		45	4	8%	49
CARE CENTERS OF NASSAU LLC MINER ROAD NORTH		49			49
ALLEGRO		47	2	4%	49
USF		1	48	98%	49
PEDIATRICS IN BREVARD-COCOA BEACH		44	5	10%	49
HERNANDO ENDOSCOPY AND SURGERY CENTER		38	11	22%	49
UNIPATH		25	24	49%	49
UNIVERSITY BEHAVIORAL CENTER		49			49
SAN CARLOS PHARMACY		39	9	19%	48
MARQUESA MEDICAL		44	4	8%	48
ISLAND URGENT CARE PLLC		44	4	8%	48
GRAND OAKS OF PALM CITY LLC	1	41	6	13%	48
PREMIER MEDICAL ASSOCIATES		46	2	4%	48
ST JUDE LABORATORIES		43	5	10%	48
COURTYARD GARDENS OF JUPITER		48			48
WINTER GARDEN REHAB AND NURSING CENTER		44	4	8%	48
ALLIANCE OF PHYSICIANS AGAINST COVID-19		1	47	98%	48
ADVENTHEALTH MEDICAL GROUP FAMILY MEDICINE AT RDV		48			48
SOMA MEDICAL CENTER PA #3		10	38	79%	48
BAY CENTER HURRICANE SHELTER		48			48
ORLANDO HEALTH PRIMARY CARE PEDIATRICS		44	4	8%	48
BAPTIST URGENT CARE		44	4	8%	48
MORTON PLANT			48	100%	48
CAREMED INTERNAL MEDICINE		30	18	38%	48
INTERCOASTAL MEDICAL GROUP		2	46	96%	48
KISSIMMEE VA OUTPATIENT CLINIC		45	3	6%	48
SEWANEE MOLECULAR DIAGNOSTICS LABORATO		48			48
GRAND LIVING AT LAKEWOOD RANCH		47	1	2%	48

# COVID-19: testing by laboratory

Data through May 24, 2021 verified as of May 25, 2021 at 09:25 AM

Data in this report are provisional and subject to change.

The numbers in the table below represent the number of Florida and non-Florida residents for whom test results were received by the Department of Health. A person can be tested by more than one laboratory and can have both positive and negative results. **Therefore, the sum of the numbers in each column will be larger than the total number of people tested.**

Reporting lab	Inconclusive	Negative	Positive	Percent positive	Total
URGENT CARE & WELLNESS CENTER		15	33	69%	48
CARILLON SPORTS AND FAMILY MEDICINE		36	11	23%	47
REVA INC		43	4	9%	47
COMPLETE HOME CARE OF THE PALM BEACHES LLC		43	4	9%	47
MOBILE DOC FL, LLC		29	18	38%	47
POINTE AT NEW PORT PLACE,THE		47			47
FAMILY EXTENDED CARE OF WINTER HAVEN		45	2	4%	47
INTERLAB		1	46	98%	47
LABORATORY MEDICINE CONSULTANTS-LMC PA		43	4	9%	47
NORTH FLORIDA / SOUTH GEORGIA VETERANS HEALTH SYSTEM		1	46	98%	47
WALGREENS 3145		44	3	6%	47
UNION MEDICAL CARE		47			47
LEE PHYSICIAN GROUP		41	6	13%	47
A AND R RESEARCH GROUP LLC		42	5	11%	47
NAVARRE GARDENS		41	6	13%	47
EAST MANATEE FAMILY	1	1	44	96%	46
UNIVERSITY HOSPITAL		39	7	15%	46
ADULT MEDICINE OF LAKE COUNTY INC			46	100%	46
KINDRED HOSPITAL OCALA		42	4	9%	46
MID-FLORIDA PATHOLOGY, LLC		35	11	24%	46
COLLIER BLVD HMA PHYSICIAN MANAGEMENT LLC		46			46
H LEE MOFFITT CANCER CENTER MICRO		46			46
PLAINVIEW URGENT CARE		43	3	7%	46
Grand Villa of Deerfield Beach		42	4	9%	46
NEWPATH DIAGNOSTICS		38	8	17%	46
RIVERHEAD URGENT CARE		45	1	2%	46
PALM BAY FAMILY PRACTICE		26	20	43%	46
WG EVERGREEN WOODS SH LLC		46			46
FLORIDA DEPARMENT OF HEALTH CLAY COUNTY		32	14	30%	46
KAPG ST AUGUSTINE SENIOR HOUSING OPCO LLC		37	9	20%	46
MEDEMERGE		44	2	4%	46
LPG PRIMARY CARE AT BONITA BAY LIFESTYLE CENTER		41	5	11%	46
HARTFORD HEALTH SERVICES LLC		46			46
LUTHERAN HAVEN EXTENDED CONGREGATE CAR		46			46
TRICORE REF LABS - UNIV OF NM		46			46
FAMILY CARE PARTNERS URGENT CARE LLC		37	9	20%	46
PREMIER PLACE HEALTHCARE AT THE GLENVIEW		46			46
TRIPLE O MEDICAL SERVCS INC		42	4	9%	46
UNION MEDICAL CARE PLLC		45	1	2%	46
LARA HEALTH AND WELLNESS CENTER LLC		45			45
NEXT MOLECULAR ANALYTICS		14	31	69%	45
ENCORE AT BOCA RATON, THE			45	100%	45
COLLIER URGENT CARE CENTERS		44	1	2%	45
NEOGENOMICS LABORATORIES INC		45			45
SOUTHPORT SQUARE HARBOUR HEALTH		45			45
REDI-MED WALK-IN FAMILY CARE			45	100%	45
MEDI PARTNERS OF S FLORIDA LLC		45			45



# COVID-19: testing by laboratory

Data through May 24, 2021 verified as of May 25, 2021 at 09:25 AM

Data in this report are provisional and subject to change.

The numbers in the table below represent the number of Florida and non-Florida residents for whom test results were received by the Department of Health. A person can be tested by more than one laboratory and can have both positive and negative results. **Therefore, the sum of the numbers in each column will be larger than the total number of people tested.**

Reporting lab	Inconclusive	Negative	Positive	Percent positive	Total
LOURDES HOSPITAL INC		43	2	4%	45
IMA MEDICAL GROUP POINCIANA		18	27	60%	45
BRP SH OPCO LLC		45			45
WELLMED AT PLANT CITY		25	20	44%	45
STUART URGENT CARE			45	100%	45
AVALON PARK RETIREMENT RESIDENCE		43	2	4%	45
FORT PIERCE FAMILY CARE INC		39	6	13%	45
D W MCMILLAN MEMORIAL HOSPITAL		34	11	24%	45
PASSPORT HEALTH ORLANDO		45			45
HALIFAX HEALTH URGENT CARE		24	21	47%	45
BIOFIRE		11	34	76%	45
CIMA MEDICAL CENTER		44	1	2%	45
BENTON HOUSE OF ST. JOHNS		43	2	4%	45
BD MEDICAL SYSTEMS		43	2	4%	45
Gulf Shore Care Center		39	5	11%	44
LPG CONVENIENT CARE AT METRO		40	4	9%	44
PEDIATRICS OF CENTRAL FLORIDA - SAINT CLOUD	2	40	2	5%	44
UNIVERSITY MEDICAL CTR OF PRINCETON AT		42	2	5%	44
WALK IN MEDICAL URGENT CARE		44			44
ASHTON PLACE	3	37	4	9%	44
GUIDEWELL EMERGENCY MEDICINE DOCTORS LLC #33		30	14	32%	44
GEORGIA HEART CENTER (MSC 53), NAVIGEN		42	2	5%	44
BENTON HOUSE OF CLERMONT		44			44
RADIOLOGY ASSOCIATES OF VENICE AND ENGLEWOOD		42	2	5%	44
PALM POINT BEHAVIORAL HEALTH		44			44
PRINCETON VILLAGE		40	4	9%	44
Grand Villa of Dunedin		38	6	14%	44
MAKO MEDICAL		21	23	52%	44
BRONX LEBANON HOSPITAL-MEDICAL CENTER		40	4	9%	44
INNOVATIVE GX LABORATORIES		37	7	16%	44
THE MERIDIAN AT BOCA RATON	1	43			44
NORTHWELL HEALTH PLAINVIEW HOSPITAL LABORATORY		35	9	20%	44
FLORIDA HOSPITAL		28	16	36%	44
WALGREENS_COCONUT CREEK		35	8	19%	43
VETERANS AFFAIRS MEDICAL CENTER - NEW YORK HARBOR		41	2	5%	43
CENTERPLACE HEALTH		19	24	56%	43
PINELLAS INTERNAL MEDICINE ASSOCIATES	1	39	3	7%	43
BAYCARE MEDICAL GROUP INC		3	40	93%	43
DUVAL PHARMACY		32	11	26%	43
PIEDMONT HOSPITAL CLINICAL LABORATORY		40	3	7%	43
BRANCH MEDICAL CLINIC			43	100%	43
WOLFF CTR FOR CHILD & ADOLESCENT HEALTH PLLC,THE		26	17	40%	43
COVANCE CENTRAL LABORATORY		29	14	33%	43
WHITE-WILSON MEDICAL CENTER		32	11	26%	43
COMMUNITY MEDICAL CARE CENTER INC			43	100%	43
LPG PRIMARY CARE AT MATTHEW DRIVE		36	7	16%	43
LAKE MARY KIDS CENTRA CARE		33	10	23%	43

# COVID-19: testing by laboratory

Data through May 24, 2021 verified as of May 25, 2021 at 09:25 AM

Data in this report are provisional and subject to change.

The numbers in the table below represent the number of Florida and non-Florida residents for whom test results were received by the Department of Health. A person can be tested by more than one laboratory and can have both positive and negative results. **Therefore, the sum of the numbers in each column will be larger than the total number of people tested.**

Reporting lab	Inconclusive	Negative	Positive	Percent positive	Total
ANDALUSIA HEALTH		26	17	40%	43
BELVEDERE COMMONS OF SUN CITY CENTER		43			43
FIRST CHOICE URGENT CARE		12	31	72%	43
EASTERN SHORE URGENT CARE		32	11	26%	43
CITRUS CARE CLINIC			43	100%	43
A & R RESEARCH GROUP		35	8	19%	43
MINUTE CLINIC LLC #2216		40	3	7%	43
FAMILY AND INTERNAL MEDICINE AT AVALON PARK		39	4	9%	43
NIGHT LITE PEDIATRIC CENTER		10	32	76%	42
LONGLEAF DIAGNOSTIC LABORATORIES		13	29	69%	42
BAYSIDE LABORATORIES INC		42			42
STATCARE URGENT AND WALK-IN MEDICAL CA		39	3	7%	42
STAT ONE URGENT CARE CENTER		2	40	95%	42
ATRIA WILLOW WOOD		40	2	5%	42
WALGREENS #04569		38	4	10%	42
CARE HERE		17	25	60%	42
CLINICAL LABORATORY		42			42
BULLS HEAD URGENT CARE		40	2	5%	42
MAIMONIDES-SHALOM ACADEMY, INC		41	1	2%	42
PACIFICA SENIOR LIVING OCALA		37	5	12%	42
WESTPAC LABS INC	1	30	11	26%	42
CITY OF NAPLES FIRE RESCUE		37	5	12%	42
ADVENT HEALTH CENTRA CARE - LAKELAND		30	12	29%	42
ST AUGUSTINE PEDIATRIC ASSOC		36	6	14%	42
KIVA AT CANTERBURY		25	17	40%	42
STETSON UNIVERSITY STUDENT HEALTH CENTER		3	39	93%	42
CITRUS COUNTY HEALTH DEPARTMENT		36	6	14%	42
MINUTE CLINIC DIAGNOSTIC OF VIRGINIA		35	7	17%	42
Atlantic Shore Nursing and Rehab		42			42
HARMONY HEALTH OPCO, LLC		17	25	60%	42
MINUTE CLINIC DIAGNOSTIC OF NEW JERSEY		40	1	2%	41
GENEXPERT			41	100%	41
UNDERGROUND FREE CLINIC		40	1	2%	41
CAPITAL REGIONAL MEDICAL CENTER		2	39	95%	41
CROSSROADS URGENT CARE		26	15	37%	41
DCH REGIONAL MEDICAL CENTER LABORATORY		39	2	5%	41
WASHINGTON COUNTY HEALTH DEPARTMENT		28	13	32%	41
ARTHREX MEDICAL CENTER EAST		25	16	39%	41
WALGREENS #15495	1	38	2	5%	41
SOUTHCOR LABORATORY		7	34	83%	41
PEDIATRICS OF CENTRAL FLORIDA KISSI		33	8	20%	41
PRIDE DIAGNOSTICS		24	17	41%	41
ALPHA PHARMACY		38	3	7%	41
FLORIDA HOSPITAL NEW SMYRNA		4	37	90%	41
MEDEX MEDICAL EXPRESS OF PALATKA LLC			41	100%	41
PASSPORT HEALTH OF TAMPA BAY		31	10	24%	41
BOND CLINIC, PA		11	30	73%	41

# COVID-19: testing by laboratory

Data through May 24, 2021 verified as of May 25, 2021 at 09:25 AM

Data in this report are provisional and subject to change.

The numbers in the table below represent the number of Florida and non-Florida residents for whom test results were received by the Department of Health. A person can be tested by more than one laboratory and can have both positive and negative results. **Therefore, the sum of the numbers in each column will be larger than the total number of people tested.**

Reporting lab	Inconclusive	Negative	Positive	Percent positive	Total
GRAND VILLA OF DELRAY EAST		41			41
UNIVERSITY OF ALABAMA		38	3	7%	41
MINUTECLINIC DIAGNOSTIC OF MICHIGAN		38	3	7%	41
CERON PEDIATRICS & INTEGRATIVE MEDICIN		40			40
GRACE COMMUNITY PHARMACY		3	37	93%	40
GRAND VILLA OF MELBOURNE		38	2	5%	40
VENICE REGIONAL BAYFRONT HEALTH			40	100%	40
GRAND VILLA OF BOYNTON BEACH		39	1	3%	40
M&V SAN JOSE MEDICAL CENTER			40	100%	40
CLINICAL PATHOLOGY LABORATORIES, INC		40			40
MINUTE CLINIC DIAGNOSTIC OF SC, LLC #75		38	2	5%	40
WARDE MEDICAL LABORATORY		31	9	23%	40
ISLAMORADA VILLAGE OF ISLANDS FIRE RESCUE		36	3	8%	39
WEINBERG VILLAGE		38	1	3%	39
GUYAN VALLEY WELLNESS CENTER		32	7	18%	39
STEWART MEDICAL GROUP, INC		21	18	46%	39
CORRECTIONAL MEDICAL GROUP		27	12	31%	39
ROCKLAND URGENT CARE FAMILY HEALTH NP		37	2	5%	39
MARYLAND DEPARTMENT OF HEALTH			39	100%	39
WALGREENS COVID-19		27	12	31%	39
BAYSHORE PATHOLOGY CONSULTANTS PA		37	2	5%	39
BAY COUNTY JAIL ANNEX		34	5	13%	39
TAYLORVILLE FAMILY MEDICINE		32	7	18%	39
JUNIPER VILLAGE AT CAPE CORAL		34	5	13%	39
CLINICAL RESEARCH SEQUENCING PLATFORM		8	31	79%	39
GMR EVENT SERVICES LLC DBA CROWDRX		39			39
INSTANT MEDICAL CARE CENTER		38	1	3%	39
ECC PEDIATRICS		38	1	3%	39
CEDAR CREEK AT KINGS BAY INC		39			39
BROOKDALE BRANDON	1	38			39
JUPITER MEDICAL CENTER PHYSICIANS GROUP, INC		34	5	13%	39
METROPOLITAN CHARITIES INC		36	3	8%	39
MINUTECLINIC DIAGNOSTIC OF RHODE ISLAND, LLC #1544		38	1	3%	39
NORTH PINELLAS CHILDRENS MEDICAL CENTER			39	100%	39
WG BAYPOINT VILLAGE SH LLC		38	1	3%	39
MINUTE CLINIC, LLC DBA MINUTECLINIC #4505		35	3	8%	38
CCRC @ SUNFLOWER LLC		35	3	8%	38
FLORIDA ENDOSCOPY & SURGERY CTR LLC		38			38
PECONIC BAY MEDICAL CENTER LABORATORY		29	9	24%	38
MORTON PLANT HOSPITAL - ADLER INSTITUTE OF LAB MEDICINE		3	35	92%	38
HOMWOOD RESIDENCE AT FREEDOM PLAZA		37	1	3%	38
FLORIDA MEDICAL CL ODOM TPA		23	15	39%	38
MINUTECLINIC LLC #4449		36	2	5%	38
VISTACARE PHARMACY I		33	5	13%	38
EASYCARE WALK-IN CLINIC	1	15	22	58%	38
MINUTE CLINIC DIAGNOSTIC OF TEXAS, LLC		35	3	8%	38
CASS'S MOBILE HEALTH SERVICES		33	5	13%	38

# COVID-19: testing by laboratory

Data through May 24, 2021 verified as of May 25, 2021 at 09:25 AM

Data in this report are provisional and subject to change.

The numbers in the table below represent the number of Florida and non-Florida residents for whom test results were received by the Department of Health. A person can be tested by more than one laboratory and can have both positive and negative results. **Therefore, the sum of the numbers in each column will be larger than the total number of people tested.**

Reporting lab	Inconclusive	Negative	Positive	Percent positive	Total
ATRIA SAN PABLO		36	2	5%	38
INNOVATION CLINICAL TRIALS, INC			38	100%	38
WOMEN'S CARE FLORIDA, LLC		38			38
Life Care Center of Citrus County		37	1	3%	38
HENDRY/GLADES COUNTY HEALTH DEPARTMENT		37	1	3%	38
AUTUMN OF SARASOTA		12	26	68%	38
ST. MARYS MEDICAL CENTER		1	37	97%	38
CLEARWATER EMPLOYEE HEALTH CLINIC		19	19	50%	38
MOLECULAR DIAGNOSTICS		5	33	87%	38
BAPTIST MEDICAL GRP URGENT CARE & OCC HEALTH AIRPO		38			38
SANFORD PEDIATRIC ASSOCIATES, PA		33	5	13%	38
CONNECTICUT DEPARTMENT OF HEALTH		22	16	42%	38
LEE COMMUNITY HEALTHCARE INC NORTH FORT MYERS		37	1	3%	38
BAPTIST PEDIATRICS		32	5	14%	37
PONCE THERAPY CARE CENTER		34	3	8%	37
MINUTECLINIC, LLC, DBA MINUTECLINIC #2544		35	2	5%	37
HR SARASOTA OPERATOR LLC		25	12	32%	37
GOOD SAMARITAN HOSPITAL LABORATORY		32	5	14%	37
COLORADO DEPARTMENT OF PUBLIC HEALTH AND ENVIRONMENT			37	100%	37
STATEN ISLAND UNIVERSITY HOSPITAL-POUCH		36	1	3%	37
CVS NV3210POCT LAS VEGAS		34	3	8%	37
FAMILY EXTENDED CARE OF SEBRING INC		35	2	5%	37
PATHGROUP		9	28	76%	37
ONE MILO		37			37
FLORIDA PEDIATRIC GROUP PA		28	9	24%	37
COLLIER HMA PHYSICIAN MANAGEMENT LLC		27	10	27%	37
ASSISTED LIVING OF BROWARD		37			37
PULSE & REMEDY LLC		22	15	41%	37
MAINSTREET FAMILY URGENT CARE		1	36	97%	37
CENTRAL FLORIDA HEALTH CARE INC WAUCHULA SITE 2		29	8	22%	37
BUREAU OF PUBLIC HEALTH	1	14	22	59%	37
CVS NC7047POCT DURHAM		36	1	3%	37
HOLLISMED LLC		35	2	5%	37
TRADITIONAL HOME CARE INC		35	2	5%	37
JAMAICA HOSPITAL MEDICAL CENTER		33	4	11%	37
HOLZER HEALTH CENTER		5	32	86%	37
FORT CAROLINE GARDENS, INC		34	3	8%	37
THE COLLIER AT NAPLES		36	1	3%	37
ACCURATE DIAGNOSTIC LAB		35	2	5%	37
ALAN A SMITH MD LLC		34	3	8%	37
PATHOGENIUS LABORATORIES		30	7	19%	37
STATCARE URGENT & WALK IN MEDICAL CARE		33	4	11%	37
CARDIOLOGY AND MEDICINE ASSOCIATES INC		35	1	3%	36
PHYSICIAN ASSOCIATES LLC		26	10	28%	36
MARTHA'S HOUSE & ASSISTED LIVING FACILITY		36			36
West Gate Village, LLC		36			36
VIKOR SCIENTITIC		5	31	86%	36

# COVID-19: testing by laboratory

Data through May 24, 2021 verified as of May 25, 2021 at 09:25 AM

Data in this report are provisional and subject to change.

The numbers in the table below represent the number of Florida and non-Florida residents for whom test results were received by the Department of Health. A person can be tested by more than one laboratory and can have both positive and negative results. **Therefore, the sum of the numbers in each column will be larger than the total number of people tested.**

Reporting lab	Inconclusive	Negative	Positive	Percent positive	Total
LONG BEACH URGENT CARE		36			36
BVL/LITTLE ANGEL PEDIATRICS		36			36
Kensington Gardens		36			36
ALABAMA CLINICS		20	16	44%	36
FHMG-FLORIDA HOSPITAL MEDICAL GROUP		26	10	28%	36
MEDCOMP SCIENCES			36	100%	36
EMORY CRAWFORD LONG HOSPITAL LABORATOR		32	4	11%	36
FAST PACE MEDICAL CLINIC		31	5	14%	36
FLORIDA PRESBYTERIAN HOMES INC		34	2	6%	36
HARBORCHASE OF WELLINGTON CROSSING		34	2	6%	36
UNION CHD		33	3	8%	36
VILLA COURT LLC		36			36
SANITAS		4	32	89%	36
NCHD		22	14	39%	36
VA MEDICAL CENTER			36	100%	36
NORTHWESTERN UNIV JACOBS CTR COVID 19 TESTING SITE		36			36
GRADY HEALTH SYSTEM		36			36
JACKSON HEALTH SYSTEM		2	34	94%	36
PARKSIDE HEALTH AND REHABILITATION CENTER			36	100%	36
ROSWELL PAIN SPECIALISTS	1	33	1	3%	35
HENDRY REGIONAL CORPORATE HEALTH			35	100%	35
AEGIS MEDICAL GROUP, LLC		32	3	9%	35
IRL		4	31	89%	35
HARBOUR ISLAND PEDIATRICS		25	10	29%	35
POARCH BANC CREEK INDIANS TRIBAL HEALTH DEPARTMENT			35	100%	35
AMMON ANALYTICAL LABORATORIES		31	4	11%	35
P23 LABS		35			35
CVS NC3516POCT WINSTON SALEM		31	4	11%	35
BAYCARE HEALTH SYSTEMS, LLC			35	100%	35
METRO KNOXVILLE HMA		25	10	29%	35
CANCER RESEARCH LAB, BOB JONES UNIVERSITY		30	5	14%	35
NEUROINTERNATIONAL SARASOTA		32	3	9%	35
CHILDREN'S MEDICAL CENTER		1	34	97%	35
SOUTHEASTERN OUTPATIENT SURGERY CENTER		32	3	9%	35
SOMA MEDICAL CENTER # 4		5	30	86%	35
COOPER HEALTHCARE		32	3	9%	35
ADVENT HEALTH - FISH MEMORIAL		2	33	94%	35
WUESTHOFF MEMORIAL HOSPITAL			35	100%	35
CARLOS F FUSTER MD PA		33	2	6%	35
TUSCAN GARDENS OF DELRAY BEACH MANAGEMENT COMPANY,		34	1	3%	35
LAKELAND NURSING AND REHABILITATION CENTER			35	100%	35
MEDHELP 280		32	3	9%	35
MIGUEL E TREVINO MD PA		31	4	11%	35
DIXIE COUNTY HEALTH DEPARTMENT		26	9	26%	35
LABORATORY ALLIANCE OF CENTRAL NEW YORK		33	2	6%	35
REDI-MED WALK IN FAMILY CLINIC			35	100%	35
HUNTINGTON STATION URGENT CARE		34	1	3%	35



# COVID-19: testing by laboratory

Data through May 24, 2021 verified as of May 25, 2021 at 09:25 AM

Data in this report are provisional and subject to change.

The numbers in the table below represent the number of Florida and non-Florida residents for whom test results were received by the Department of Health. A person can be tested by more than one laboratory and can have both positive and negative results. **Therefore, the sum of the numbers in each column will be larger than the total number of people tested.**

Reporting lab	Inconclusive	Negative	Positive	Percent positive	Total
MIDDLETOWN MEDICAL P C		25	10	29%	35
VIRTUA		31	4	11%	35
BOCA TOXICOLOGY LLC		33	2	6%	35
PHOSPHORUS DIAGNOSTICS		27	8	23%	35
FLORIDA DEPARTMENT OF HEALTH IN MONROE COUNTY		28	7	20%	35
THE SPRINGS OF PARC HILL		33	1	3%	34
ST VINCENTS AMBULATORY CARE INC DBA		31	3	9%	34
RASHDA ALBIBI M.D. P.A.		31	3	9%	34
CIGNA PBSO WEST PALM		3	31	91%	34
GAMMA DIAGNOSTIC LAB LLC			34	100%	34
WILLAMETTE VALLEY TOXICOLOGY LLC		32	2	6%	34
SOUTHWEST LABS		34			34
OAKMONTE VILLAGE		33	1	3%	34
AYERS NURSING AND REHABILITATION CENTER		34			34
KIDS CARE PEDIATRICS PA			34	100%	34
LONG TERM CARE OF GULF BREEZE LLC		30	4	12%	34
UTAH DEPARTMENT OF HEALTH			34	100%	34
MINUTECLINIC DIAGNOSTIC OF ILLINOIS L		28	6	18%	34
INTERIM HEALTHCARE OF NORTHWEST FLORIDA INC		32	2	6%	34
MINUTECLINIC DIAGNOSTIC OF PENNSYLVANI		32	2	6%	34
PARAMOUNT WALK-IN CLINIC		1	33	97%	34
AMBRY GENETICS CORPORATION	23	10			33
Consulate Health Care of Orange Park		27	6	18%	33
RAYMOND BASRI MD		31	2	6%	33
SANFORD MOBILE LAB PGA TOUR		32	1	3%	33
AAJ COMPUTER SERVICES, INC		33			33
WESTWOOD NURSING AND REHABILITATION		28	5	15%	33
FIRST PHYSICIANS GROUP - LORRAINE CORNERS		33			33
MALABAR FAMILY PRACTICE		27	6	18%	33
CORAL HOUSE ASSISTED LIVING COMMUNITY LLC		33			33
BOND CLINIC		3	30	91%	33
MINUTECLINIC DIAGNOSTIC OF TN PC #6435		30	3	9%	33
GREENRIDGE GROUP HOME	3	11	19	58%	33
MIDNIGHT MEDICINE			33	100%	33
SELECT PHYSICIANS ALLIANCE PL		33			33
NURSES HELPING HANDS INC ALF		33			33
AHSE ROP		32	1	3%	33
NIGHT LITE PEDIATRICS URGENT CARE CENTER			33	100%	33
SANFORD MOBILE LAB		27	6	18%	33
ENGLEWOOD HOSPITAL AND MEDICAL CENTER		28	5	15%	33
JOSEF SCHENKER MD PC DBA CENTERS URGENT		31	2	6%	33
DSI MANAGEMENT LLC		33			33
IPSUM DIAGNOSTICS		3	30	91%	33
ORLANDO FAMILY MEDICINE		16	17	52%	33
PBSO WEST PALM FAMILY PRACTICE		1	32	97%	33
VETERANS HOME		1	32	97%	33
STEINHATCHEE DRUGS		27	6	18%	33

# COVID-19: testing by laboratory

Data through May 24, 2021 verified as of May 25, 2021 at 09:25 AM

Data in this report are provisional and subject to change.

The numbers in the table below represent the number of Florida and non-Florida residents for whom test results were received by the Department of Health. A person can be tested by more than one laboratory and can have both positive and negative results. **Therefore, the sum of the numbers in each column will be larger than the total number of people tested.**

Reporting lab	Inconclusive	Negative	Positive	Percent positive	Total
ST PETER'S BENDER LABORATORY		32	1	3%	33
EVERLYWELL		19	14	42%	33
SYNIVERSE WELLNESS CENTER		28	5	15%	33
RESIDENCE AT BAY VUE		31	2	6%	33
ENT AND ALLERGY ASSOCIATES OF FLORIDA LLC		32	1	3%	33
OPIS COQUINA CENTER		32	1	3%	33
VETERAN AFFAIRS MEDICAL CENTER - JAMES J PETERS		30	3	9%	33
NORTHEAST GEORGIA MEDICAL CENTER		33			33
LAKE NONA MEDICAL SERVICE LLC		29	3	9%	32
MINUTECLINIC DIAGNOSTIC OF TN PC #378		29	3	9%	32
LAKE MARY - STIRLING CENTER SUITE 202			32	100%	32
MADISON POINTE CARE CENTER		32			32
ALACHUA		20	12	38%	32
BAPTIST PRIMARY BLACK CREEK SOUTH			32	100%	32
J AND J VISTAKON EMPLOYEE HEALTH CENTER		31	1	3%	32
JOSEF SCHENKER MD PC		32			32
MINUTECLINIC, LLC #4230		28	4	13%	32
ADVANCED URGENT CARE		12	20	63%	32
MINUTECLINIC DIAGNOSTIC OF TN PC #6363		26	6	19%	32
A LILIKO'I PHARMACY LLC		29	3	9%	32
COLORADO DEPARTMENT OF HEALTH LABORATORY SERVICES DIVISION			32	100%	32
WESTMINSTER ST AUGUSTINE		32			32
NTD EUROFINs ATLANTA		31	1	3%	32
Wiregrass Rehabilitation Center and Nursing Home		29	3	9%	32
TREASURE ISLE LLC		32			32
MINUTECLINIC, LLC #08366		27	5	16%	32
CENTER ONE SURGERY CENTER		25	6	19%	31
CVS MINUTE CLINIC DIAGNOSTIC OF TN #6044		27	4	13%	31
SHORE MEMORIAL HOSPITAL		27	4	13%	31
SPRINGWOOD COURT		26	5	16%	31
MINUTECLINIC DIAGNOSTIC OF RHODE ISLAND, LLC #212		31			31
PREMIER URGENT CARE CENTER LLC			31	100%	31
UR CARE FAMILY AND SPORTS MEDICINE			31	100%	31
LabCorp L#09258130 M#09258125		12	19	61%	31
MINUTECLINIC DIAGNOSTIC OF NORTH CAROLINA PC		28	3	10%	31
HOLIDAY MEDICAL ASSOCIATES		4	27	87%	31
OPTIMAL CARE PEDIATRICS		9	22	71%	31
JOSEPH SCHENKER MD PC DBA CENTERS URGENT		27	4	13%	31
TOTTENVILLE CIRCLE URGENT CARE		31			31
DISCOVERY COMMONS AT BRADENTON		31			31
CHIPOLA MEDICAL ASSOCIATES		11	20	65%	31
1 TOUCH TOTALCARE SOLUTIONS		28	3	10%	31
MICHAEL J D'AMBROSE MD PA		29	2	6%	31
INTERNAL MEDICINE LIPID AND WELLNESS PRACTICE		14	17	55%	31
HEALTH FIRST - VIERA HOSPITAL		1	30	97%	31
COUNTY OF LOS ANGELES			31	100%	31
AMERICAN ESOTERIC LABORATORIES		15	16	52%	31

# COVID-19: testing by laboratory

Data through May 24, 2021 verified as of May 25, 2021 at 09:25 AM

Data in this report are provisional and subject to change.

The numbers in the table below represent the number of Florida and non-Florida residents for whom test results were received by the Department of Health. A person can be tested by more than one laboratory and can have both positive and negative results. **Therefore, the sum of the numbers in each column will be larger than the total number of people tested.**

Reporting lab	Inconclusive	Negative	Positive	Percent positive	Total
COLLIER ANESTHESIA PAIN LLC		31			31
HOPE HEALTHCARE		29	2	6%	31
SUMMIT MEDICAL GROUP - 75 E NORTHFIELD		26	5	16%	31
PERDIDO URGENT CARE		1	30	97%	31
REGENCY PARK ASSISTED LIVING FACILITY		29	2	6%	31
MINUTECLINIC DIAGNOSTIC OF TEXAS		27	4	13%	31
COMMUNITY HEALTH OF SOUTH FLORIDA			31	100%	31
MEDEXPRESS URGENT CARE - BLOOMINGTON		26	5	16%	31
COMPREHENSIVE CHILDCARE		24	6	20%	30
RAINBOW PEDIATRICS		1	29	97%	30
CVS NC7588POCT ASHEVILLE		26	4	13%	30
P4CLINICAL	3	2	25	83%	30
ROBERT H JENKINS JR VETERANS' DOMICILIARY HOME OF		27	3	10%	30
WELLMED AT BRANDON REGIONAL		22	8	27%	30
VASSAR BROTHERS MEDICAL CENTER LABORATORY		28	2	7%	30
SUMMERGATE PHARMACY		28	2	7%	30
ADVANCED HEALTHCARE ASSOCIATES		26	4	13%	30
JOINT AMBULATORY CARE CENTER		30			30
BOCA BIOLISTIC REFERENCE LAB			30	100%	30
PARK WEST MEDICAL CENTER		29	1	3%	30
CVA MINUTE CLINIC DIAGNOSTIC OF VIRGINIA, LLC		29	1	3%	30
BROOKDALE UNIVERSITY HOSPITAL		27	3	10%	30
TALLAHASSEE DEVELOPMENTAL CENTER		28	2	7%	30
WEST BROWARD CARE CENTER		24	6	20%	30
MED LABS DIAGNOSTICS		11	19	63%	30
GRAND VILLA OF SARASOTA		29	1	3%	30
PEPIN ACADEMIES-PASCO		29	1	3%	30
CHILDRENS MEDICAL CENTER			30	100%	30
PANCARE HEALTH - BONIFAY K-8			30	100%	30
RELIANCE MEDICAL CENTER		21	9	30%	30
MINIMALLY INVASIVE VASCULAR INC		28	2	7%	30
THE TERRACE AT IVY ACRES ALF		11	19	63%	30
MINUTECLINIC INCORPORATE, LLC		26	4	13%	30
BOCA SIMON LAB		1	29	97%	30
OAK HARBOR ASSISTED LIVING FACILITY		27	3	10%	30
APOLLO SURGERY CENTER		27	3	10%	30
SENIOR HEALTH OF WINTER PARK DUNDEE		30			30
FLORIDA MEDICAL CLINIC - NEW TAMPA		25	5	17%	30
ADVENT HEALTH PRIMARY CARE PLUS, WINTER GARDEN		26	4	13%	30
GOOD SAMARITAN SOCIETY		30			30
ENGLEWOOD HEALTH PHYSICIAN NETWORK		30			30
Clearwater Center		16	14	47%	30
FORT VALLEY STATE UNIVERSITY		29	1	3%	30
HERITAGE WATERSIDE		27	3	10%	30
Okeechobee Health Care Facility		16	14	47%	30
GASTROENTEROLOGY ASSOCIATES OF PENSACOLA PA		25	5	17%	30
DAVID LAWRENCE CENTER		26	4	13%	30

# COVID-19: testing by laboratory

Data through May 24, 2021 verified as of May 25, 2021 at 09:25 AM

Data in this report are provisional and subject to change.

The numbers in the table below represent the number of Florida and non-Florida residents for whom test results were received by the Department of Health. A person can be tested by more than one laboratory and can have both positive and negative results. **Therefore, the sum of the numbers in each column will be larger than the total number of people tested.**

Reporting lab	Inconclusive	Negative	Positive	Percent positive	Total
FORT SANDERS REGIONAL LABORATORY		29	1	3%	30
HOWARD BEACH URGENT CARE		28	2	7%	30
ADVENT HEALTH MEDICAL GROUP FAMILY AND INTERNAL MEDICINE AT AVALON PAR		27	3	10%	30
CLINCLOUD, LLC			30	100%	30
WIREGRASS CLINIC LLC		24	6	20%	30
ROSLYN URGENT CARE		29	1	3%	30
ACCESS HEALTH CARE PHYSICIANS LLC		10	20	67%	30
AMEERAH LABS			30	100%	30
ADVENT HEALTH MEDICAL GROUP- FAMILY MEDICINE AT DR. PHILIPS		25	5	17%	30
GERALD J KIVETT MD		27	3	10%	30
OWL NOW URGENT CARE		11	18	62%	29
DUVAL COUNTY HEALTH DEPARTMENT		29			29
BIG BEND HOSPICE INC		29			29
GRAND VILLA OF PALM COAST		29			29
NEMOURS CHILDRENS CLINIC		22	7	24%	29
CDC		17	12	41%	29
UCLA HEALTHCARE CLINICAL LABS		23	6	21%	29
BROOKWOOD BAPTIST MEDICAL CENTER		28	1	3%	29
UNIVERSITY OF ILLINOIS VETERINARY DIAG	1	27	1	3%	29
PALM GARDEN OF JACKSONVILLE		27	2	7%	29
URGENT CARE USA			29	100%	29
PINELLAS 1 HOME HEALTH CARE CORP		28	1	3%	29
STEWART MELBOURNE HOSPITAL			29	100%	29
TIFFANY LAKE CARE CENTERS INC		28	1	3%	29
ADVENTHEALTH MEDICAL GROUP PEDIATRIC & ADOLESCENT		28	1	3%	29
PRIMECARE AT PORT ORANGE		5	24	83%	29
PALMS, THE		29			29
MINUTECLINIC DIAGNOSTIC OF TN, PC 374		24	5	17%	29
PRO HEALTH HARMONY		29			29
CAPE CORAL HOSPITAL ABG LABORATORY		16	13	45%	29
MAYO CLINIC JACKSONVILLE		4	25	86%	29
PHYSICIANS STAT		7	22	76%	29
UNIV OF ROCHESTER-STRONG MEMORIAL HOSP		28	1	3%	29
RENAISSANCE SENIOR LIVING	1	28			29
CHARLOTTE CHD PORT CHARLOTTE		25	4	14%	29
SUNTREE INTERNAL MEDICINE		29			29
AHMG LAKE NONA PRIMARY CARE		28			28
FIRST CHOICE PEDIATRICS LOOP		25	3	11%	28
ST MARYS MEDICAL CENTER			28	100%	28
MONTEFIORE NEW ROCHELLE HOSPITAL		25	3	11%	28
MINUTECLINIC DIAGNOSTIC OF SC, LLC #2		24	4	14%	28
KIVA AT CANTERBURY, LLC		28			28
NEW YORK METHODIST HOSPITAL		24	4	14%	28
MINUTECLINIC, LLC, #4160		24	4	14%	28
TGH MEDICAL GROUP LABORATORY CARROLLWOOD			28	100%	28
Cleveland Clinic Laboratories		4	24	86%	28
MINUTE-CLINIC DIAGNOSTIC OF VIRGINIA		23	5	18%	28

# COVID-19: testing by laboratory

Data through May 24, 2021 verified as of May 25, 2021 at 09:25 AM

Data in this report are provisional and subject to change.

The numbers in the table below represent the number of Florida and non-Florida residents for whom test results were received by the Department of Health. A person can be tested by more than one laboratory and can have both positive and negative results. **Therefore, the sum of the numbers in each column will be larger than the total number of people tested.**

Reporting lab	Inconclusive	Negative	Positive	Percent positive	Total
HUNT CLUB PEDIATRIC ASSOCIATES LLC		23	5	18%	28
NATIONAL MENTOR HEALTHCARE LLC			28	100%	28
URGENT CARE CENTER			28	100%	28
EXPRESS FAMILY CARE LLC		11	17	61%	28
ASTORIA HEALTH AND REHABILITATION CENTER		27	1	4%	28
BROWARD HEALTH IMPERIAL POINT NURSING			28	100%	28
EDEN AT CRESTVIEW		12	16	57%	28
FAMILY CARE PARTNERS		18	10	36%	28
STAT MED URGENT CARE		27	1	4%	28
THE COMMONWEALTH OF MASSACHUSETTS		1	27	96%	28
BROOKDALE PHILLIPPI CREEK			28	100%	28
PORT ST LUCIE HOSPITAL		25	3	11%	28
CANTON-POTSDAM HOSPITAL LABORATORY		27	1	4%	28
ADVENTHEALTH MEDICAL GROUP PEDIATRICS AT		7	21	75%	28
BOZEMAN HEALTH DEACONESS HOSPITAL		19	9	32%	28
ORANGE PEDIATRICS			28	100%	28
BETHESDA HEALTH PHYSICIAN GROUP INC			28	100%	28
LAKE PLACID HEALTH AND REHABILITATION		1	27	96%	28
KEY PRIMARY CARE			28	100%	28
MARION PEDIATRICS PA		21	7	25%	28
DELRAY BEACH FACIAL PLASTIC SURGERY		27			27
VICK STREET MANOR		27			27
EPIC REFERENCE LABS INC			27	100%	27
NEWYORK-PRESBYTERIAN/ LAWRENCE HOSPITAL LABORATORY		24	3	11%	27
CARENOW - DOWNTOWN NORTH GULCH		25	2	7%	27
LOOP PEDIATRICS		22	5	19%	27
WALGREENS #04618		22	5	19%	27
LAKELAND HILLS CENTER		19	8	30%	27
ADIRONDACK MEDICAL CENTER		27			27
49D2045214PHYSICIAN OFFICE WAIVER MEDEXPRESS URGENT CARE - HARRISONBU		18	9	33%	27
BROOKDALE SOUTHPOINT			27	100%	27
COASTAL SKIN SURGERY AND DERMATOLOGY		19	8	30%	27
COMMUNITY CARE CENTER □		26	1	4%	27
NOVANT HEALTH		18	9	33%	27
SPANISH RIVER HIGH SCHOOL ESE		23	4	15%	27
USCG AIR STATION CLEARWATER CLINIC		26	1	4%	27
EMORY BENNETT VETERANS NURSING HOME	1	26			27
MINUTECLINIC DIAGNOSTIC OF TN PC #320		19	8	30%	27
EXPRESS CARE OF BELLEVIEW		27			27
HEALTHPARK MEDICAL CENTER ABG LAB		26	1	4%	27
ACCESS MEDICAL LABORATORIES INC		19	8	30%	27
CITY OF SANFORD EMPLOYEE HEALTH AND		25	2	7%	27
ADEPT INPATIENT MEDICAL SERVICES PC		27			27
PHYSICIANS CARE		23	4	15%	27
ATRIA LADY LAKE		27			27
PREMIUM HEALTH CARE			27	100%	27
SUNCOAST LABS			27	100%	27



# COVID-19: testing by laboratory

Data through May 24, 2021 verified as of May 25, 2021 at 09:25 AM

Data in this report are provisional and subject to change.

The numbers in the table below represent the number of Florida and non-Florida residents for whom test results were received by the Department of Health. A person can be tested by more than one laboratory and can have both positive and negative results. **Therefore, the sum of the numbers in each column will be larger than the total number of people tested.**

Reporting lab	Inconclusive	Negative	Positive	Percent positive	Total
FAST PACE MEDICAL CLINIC PLLC		25	2	7%	27
URGENT FAMILY CARE INC		24	3	11%	27
COASTAL COMPLETE CARE		13	14	52%	27
CENTRAL FLORIDA PEDIATRIC URGENT CARE LLC		23	4	15%	27
Summit Medical Group Westfield Lab		24	3	11%	27
CITY OF CLEARWATER EMPLOYEE HEALTH CENTER		16	11	41%	27
LEXINGTON PLACE SENIOR LIVING COMMUNITY		27			27
SUNQUEST		3	23	88%	26
LIFELINK TISSUE BANK D/B/A LIFELINK TISSUE BANK		21	5	19%	26
PULMONARY SPECIALISTS OF THE PALM BEACHES		16	10	38%	26
EAST HILL MEDICAL GROUP		17	9	35%	26
PALM BEACH COUNTY FIRE RESCUE		24	2	8%	26
OAKTREE HEALTHCARE			26	100%	26
ABL MEDICAL CARE LLC			26	100%	26
JUST FOR KIDS PEDIATRICS		5	21	81%	26
ST JOSEPHS HOSP OF ATLANTA/CLINIC LAB		24	2	8%	26
PALMETTO PEDIATRICS			26	100%	26
Z UROLOGY		25	1	4%	26
WAKULLA COUNTY HEALTH DEPARTMENT		12	14	54%	26
LOT HEALTH SERVICES	1	25			26
ST VINCENT'S EAST		24	2	8%	26
WELLSTAR COBB HOSPITAL		24	2	8%	26
MINUTECLINIC DIAGNOSTIC OF NORTH		22	4	15%	26
BAYFRONT HMA CONVENIENT CARE, LLC		2	24	92%	26
MD BEAUTY LABS, PA		24	2	8%	26
OHSU MOLECULAR MICROBIOLOGY LAB		25	1	4%	26
INNOVATIVE RESEARCH OF WEST FLORIDA		23	3	12%	26
TREEHOUSE PEDIATRICS & FAMILY CARE		26			26
THE MINIER URGENT CARE		20	6	23%	26
CVS MINUTE CLINIC DIAGNOSTIC OF TEXAS LLC		22	4	15%	26
DARDEN WELLNESS CENTER		23	3	12%	26
LAKE HOWARD HEIGHTS	1	21	4	15%	26
PALMS MEDICAL GROUP - LAKE CITY WEST		4	22	85%	26
LAKE NONA MEDICAL SERVICES		18	8	31%	26
MAGNOLIA PEDIATRICS		4	22	85%	26
DALE MEDICAL CENTER		21	5	19%	26
MONCRIEF ARMY HEALTH CLINIC			26	100%	26
MORTON PLANT NORTH BAY HOSPITAL			26	100%	26
ARCPPOINT LABS OF FORT LAUDERDALE		25	1	4%	26
LAKES DIALYSIS CENTER INC			26	100%	26
RJ LEE GROUP	1	23	2	8%	26
ADVENT HEALTH PARTIN SETTLEMENT HEALTH PARK		18	8	31%	26
GREEN GABLES ASSISTED LIVING FACILITY		25			25
STATE LAB		3	22	88%	25
FEDERAL PRISON CAMP PENSACOLA			25	100%	25
CORONA NYC LAB		24	1	4%	25
ADVENT HEALTH EXPRESS		9	16	64%	25

# COVID-19: testing by laboratory

Data through May 24, 2021 verified as of May 25, 2021 at 09:25 AM

Data in this report are provisional and subject to change.

The numbers in the table below represent the number of Florida and non-Florida residents for whom test results were received by the Department of Health. A person can be tested by more than one laboratory and can have both positive and negative results. **Therefore, the sum of the numbers in each column will be larger than the total number of people tested.**

Reporting lab	Inconclusive	Negative	Positive	Percent positive	Total
NONA PEDIATRIC CENTER		19	6	24%	25
Sovereign Laboratory Services, LLC		22	3	12%	25
ORANGE REGIONAL MEDICAL CENTER LABORATORY		20	5	20%	25
DOC PAM PA		24	1	4%	25
TREEHOUSE PEDIATRICS		19	6	24%	25
FINLAY C. LABORATORY		4	21	84%	25
MINUTECLINIC MINUTECLINIC #8746		24	1	4%	25
THE WATERMARK AT VISTAWILLA		25			25
TREASURE COAST URGENT CARE			25	100%	25
SOUTH FLORIDA DIALYSIS CENTER		8	17	68%	25
ADVENT HEALTH - LAKE MARY PEDIATRICS		16	9	36%	25
SENIOR LIVING IV SUN CITY LLC		18	7	28%	25
TOTAL ACCESS URGENT CARE		1	24	96%	25
OLIVE BRANCH HEALTH AND REHABILITATION CENTER			25	100%	25
JUPITER MEDICAL CENTER		1	24	96%	25
FYZAMEDICAL, LLC		16	9	36%	25
ST. CLOUD HOSPITAL		20	5	20%	25
WESTPAC LABS		1	24	96%	25
UNIV OF NORTH ALABAMA HEALTH CENTER		22	3	12%	25
ENCOMPASS HOME HEALTH OF THE SOUTHEAST LLC		23	2	8%	25
South Heritage Health and Rehab		25			25
SOUTH NASSAU COMMUNITIES HOSPITAL		21	4	16%	25
BLOOMIN BRANDS WELLNESS CENTER	4	20	1	4%	25
MADWAR		19	6	24%	25
MC DIAGNOSTIC OF CONNECTICUT, PC #775		24	1	4%	25
ASURANCE SCIENTIFIC LABORATORIES		24	1	4%	25
GILCHRIST COUNTY JAIL		23	2	8%	25
MEDLAB INC		25			25
STEWART MEDICAL GROUP INC			25	100%	25
DOCTORS MEDICAL CENTER OF WALTON COUNTY CLINIC			25	100%	25
VILLAGES REHABILITATION AND NURSING CENTER		24	1	4%	25
ROSS MEDICAL GROUP			25	100%	25
CARESPOT		3	21	88%	24
WELLMED AT LAKE COPELAND		18	6	25%	24
COURTYARDS OF ORLANDO		24			24
HERITAGE OAKS ASSISTED LIVING & MEMORY CARE		20	4	17%	24
ATRIA AT ST JOSEPHS		24			24
WESTMINSTER WOODS ON JULINGTON CREEK		22	2	8%	24
ROWLETT MIDDLE ACADEMY		22	2	8%	24
PALM BEACH GARDENS MEDICAL CENTER			24	100%	24
EDWARD S BENNETT MD PLLC		24			24
MAITLAND PRIMARY CARE		9	15	63%	24
MED PLUS FLORENCE		20	4	17%	24
MEDEXPRESS URGENT CARE - SEMINOLE SQUA		22	2	8%	24
Wesley Place on Honeysuckle		22	2	8%	24
PRIME CARE ONE LLC/HARBORCHASE OF VENICE			24	100%	24
INTERVENTIONAL REHABILITATION OF SOUTH FLORIDA		16	8	33%	24

# COVID-19: testing by laboratory

Data through May 24, 2021 verified as of May 25, 2021 at 09:25 AM

Data in this report are provisional and subject to change.

The numbers in the table below represent the number of Florida and non-Florida residents for whom test results were received by the Department of Health. A person can be tested by more than one laboratory and can have both positive and negative results. **Therefore, the sum of the numbers in each column will be larger than the total number of people tested.**

Reporting lab	Inconclusive	Negative	Positive	Percent positive	Total
FLORENCE J HUNT STUDENT WELLNESS CENTER - HEALTH SERVICES (ABBOTT)		24			24
ROBINSON FAMILY CLINIC PA		14	10	42%	24
HEALTH MED CENTERS		24			24
SARASOTA MEMORIAL NURSING & REHABILITATION CTR		24			24
RAINBOW PEDIATRIC CENTER		2	22	92%	24
CareATC - 15th Street Clinic			24	100%	24
GLEN COVE HOSPITAL		24			24
ST ELIZABETH MEDICAL CENTER LABORATORY		21	3	13%	24
UAH STUDENT HEALTH CENTER		17	7	29%	24
MIAMI BEACH MEDICAL GROUP			24	100%	24
TARPON BAYOU CENTER			24	100%	24
AVENTIS BIO-SERVICES CTL		24			24
PACIFICA SENIOR LIVING FORT MYERS		15	9	38%	24
PHYSICIANS PRIMARY CARE OF SW FLORIDA PL		24			24
ST ANTHONY'S HOSP PATIENT CARE SERVICE			24	100%	24
ALAN SERURE MD		24			24
MID FLORIDA PATHOLOGY LLC		23	1	4%	24
WELLNOW URGENT CARE		23	1	4%	24
TIMBERLANE LODGE ALF	1	16	7	29%	24
CL BRUMBACK PRIMARY CARE CLINIC LANTANA		2	22	92%	24
HENNEPIN COUNTY MEDICAL CENTER (HCMC)		13	11	46%	24
LABORATORY DYNAMICS		20	4	17%	24
ADVANCED URGENT CARE CENTER		7	17	71%	24
THE CHAPPEL GROUP RESEARCH		24			24
TRINITY MEDICAL ASSOCIATES LLC			24	100%	24
HEALTHY MINORS, LLC.		20	4	17%	24
ERIC C MARSHAL MD, PC DBA MINUTECLINIC		23	1	4%	24
MADISON COUNTY MEMORIAL HOSP		12	12	50%	24
ORANGE PARK PEDIATRIC ASSOCIATES		10	14	58%	24
SONATA BOYNTON BEACH		21	3	13%	24
CSH LAKE ORIENTA LP		24			24
NORTHSIDE HOSPITAL DULUTH		21	3	13%	24
LAKEWOOD RANCH MEDICAL CENTER CLINICAL LAB			24	100%	24
LAKEVIEW HEALTH CARE SYSTEMS		9	14	61%	23
WALGREENS #03391		18	5	22%	23
BROWNE MEDICAL		21	2	9%	23
INTEGRATED FAMILY MEDICAL CENTER			23	100%	23
GLEN OAKS URGENT CARE		21	2	9%	23
MARQUES PEDIATRICS			23	100%	23
FLUSHING HOSPITAL MEDICAL CENTER		19	4	17%	23
BAYCARE MEDICAL GROUP INC			23	100%	23
ESOTERIX GENETIC LABORATORIES		17	6	26%	23
CORE LABORATORY		1	22	96%	23
CITY OF LAKE MARY EMPLOYEE HEALTH CENTER		18	5	22%	23
THE VILLAGES HEALTH		12	11	48%	23
VALHALLA MEDICS		23			23
NEW YORK PRESBYTERIAN - ALLEN HOSPITAL		23			23

# COVID-19: testing by laboratory

Data through May 24, 2021 verified as of May 25, 2021 at 09:25 AM

Data in this report are provisional and subject to change.

The numbers in the table below represent the number of Florida and non-Florida residents for whom test results were received by the Department of Health. A person can be tested by more than one laboratory and can have both positive and negative results. **Therefore, the sum of the numbers in each column will be larger than the total number of people tested.**

Reporting lab	Inconclusive	Negative	Positive	Percent positive	Total
ISLAND COAST PEDIATRICS PA		22	1	4%	23
MEDEXPRESS URGENT CARE - TIMBERLAKE		20	3	13%	23
UNIVERSITY HILLS HEALTH AND REHABILITATION CENTER		18	5	22%	23
GUARDANT HEALTH		17	6	26%	23
STATEN ISLAND UNIVERSITY HOSPITAL		22	1	4%	23
WOODHOUSE INC		17	6	26%	23
BARTON FAMILY PRACTICE		12	11	48%	23
COMMONWEALTH OF MASSACHUSETTS			23	100%	23
MORRIS PARK URGENT CARE		20	3	13%	23
MINUTE CLINIC DIAGNOSTIC OF TN PC #64		20	3	13%	23
PRIMARY CARE SPECIALISTS OF ORLANDO LLC		18	5	22%	23
URGENT CARE & FAMILY PRACTICE CENTER		4	19	83%	23
MINUTECLINIC DIAGNOSTIC OF RHODE ISLAND, LLC #590		22	1	4%	23
REGENEXX TAMPA BAY		20	3	13%	23
NOBLE SENIOR LIVING		3	20	87%	23
EGL GENETIC DIAGNOSTICS		1	22	96%	23
NEW JERSEY		22	1	4%	23
WUESTHOFF MEDICAL CENTER-MELBOURNE			23	100%	23
MINUTECLINIC, LLC #1586		16	7	30%	23
NORTHWEST FLORIDA COMMUNITY HOSPITAL 3RD FLOOR		21	2	9%	23
SOMA MEDICAL CENTER, PA #4 FLORIDA MANGO		1	22	96%	23
ST CATHERINE OF SIENA HOSPITAL		21	2	9%	23
CONNECTDX		8	15	65%	23
VALLEY IMMEDIATE CARE		20	3	13%	23
COASTAL FAMILY PRACTICE		15	8	35%	23
CVS NC4165POCT BREVARD		15	8	35%	23
BAYFRONT FAMILY HEALTH CENTER		3	20	87%	23
UF HEALTH NORTH JACKSONVILLE			23	100%	23
OMEGA LABORATORIES		19	4	17%	23
PULSE MEDICAL GROUP INC			23	100%	23
MINUTECLINIC, LLC #4507		21	2	9%	23
MINUTECLINIC #788		20	2	9%	22
ADVENT HEALTH - KISSIMMEE		6	16	73%	22
BASSETTI & ASSOCIATES, MD, PA			22	100%	22
MINUTECLINIC DIAGNOSTICS MEDICAL GROUP		21	1	5%	22
FLORIDA HOSPITAL WINTER GARDEN		17	5	23%	22
MINUTECLINIC DIAGNOSTIC OF MICHIGAN PC		21	1	5%	22
FIRST CHOICE PEDIATRICS WINTER SPRINGS		16	6	27%	22
FAMILY AND AFTER HOURS CARE		22			22
HELIX DIAGNOSTICS			22	100%	22
CVS MINUTE CLINIC DIAGNOSTIC OF TEXAS, LLC		18	4	18%	22
HARTFORD HOSPITAL ANCILLARY LAB		17	5	23%	22
FLORIDA HOSPITAL LABS		12	10	45%	22
OCEANSIDE URGENT CARE		22			22
BIOREFERENCE LABORATORIES		8	14	64%	22
SOUTH CAROLINA DEPARTMENT OF HEALTH			22	100%	22
KELLY'S ASSISTED LIVING FACILITY		22			22

# COVID-19: testing by laboratory

Data through May 24, 2021 verified as of May 25, 2021 at 09:25 AM

Data in this report are provisional and subject to change.

The numbers in the table below represent the number of Florida and non-Florida residents for whom test results were received by the Department of Health. A person can be tested by more than one laboratory and can have both positive and negative results. **Therefore, the sum of the numbers in each column will be larger than the total number of people tested.**

Reporting lab	Inconclusive	Negative	Positive	Percent positive	Total
Floral Health and Rehabilitation, LLC		21	1	5%	22
MOBILE DIVISION LABORATORY		7	15	68%	22
MINUTECLINIC DIAGNOSTIC OF TEXAS LLC		20	2	9%	22
TEXAS DEPARTMENT OF STATE HEALTH SERVICES		3	19	86%	22
COLUMBIA MEMORIAL HOSPITAL		22			22
ST LUKES ROOSEVELT LABORATORY		19	3	14%	22
FLORIDA PEDIATRICS		6	16	73%	22
JOHNS HOPKINS MEDICAL LABORATORIES		1	21	95%	22
OHIO CVS STORES, LLC DBA		19	3	14%	22
ROCKLEDEGE REGIONAL MEDICAL CENTER		17	5	23%	22
GENTIVA HEALTH SERVICES		20	2	9%	22
MINUTE CLINIC DIAGNOSTIC OF SOUTH CAROLINA		18	4	18%	22
MEDI STATION			22	100%	22
PEDIATRIC ASSOCIATES PA		17	5	23%	22
SEAGRASS VILLAGE			22	100%	22
ELAN SPANISH SPRINGS		4	18	82%	22
EBEIDS MD PEDIATRICS		19	3	14%	22
BOYKIN		22			22
YUSRA MEDICAL ASSOCIATES PA		16	6	27%	22
MARATHON HEALTH FOR LIFE		19	3	14%	22
SOLE HEALTH LLC		22			22
MINUTECLINIC DIAGNOSTIC PA		19	3	14%	22
THRIF-T DRUGS INC		20	2	9%	22
LEE MEMORIAL HEALTH SYSTEM D/B/A		20	2	9%	22
DIACARTA INC.		22			22
NAVAL MEDICAL CENTER SAN DIEGO	1		21	95%	22
TEN HEALTHCARE		6	16	73%	22
MORNINGSIDE MANOR & VILLA ADULT CARE C		22			22
BROOKDALE WEST BOYNTON BEACH		22			22
ST VINCENT'S URGENT CARE		19	3	14%	22
THE CANOPY AT HARPER LAKE	1	1	19	90%	21
MINUTECLINIC DIAGNOSTIC OF TN PC #566		17	4	19%	21
REGENCY SQUARE MALL - SEARS		4	17	81%	21
GRACE WELLNESS CENTER		8	13	62%	21
PICHARDO CLINIC, THE		19	2	10%	21
MINUTECLINIC LLC #5176		18	3	14%	21
CLEVELAND CLINIC FLORIDA		1	20	95%	21
SHELBY BAPTIST MEDICAL CENTER		16	5	24%	21
MC DIAGNOSTIC OF CONNECTICUT, PC #1960		21			21
GOOD SAMARITAN SOCIETY OF DAYTONA		16	5	24%	21
PRIMECARE OF DOTHAN-DALEVILLE CLINIC		16	5	24%	21
MC DIAGNOSTIC OF CONNECTICUT , PC # 3		19	2	10%	21
CVS PHARMACY		1	20	95%	21
ESTATES MEDICAL CENTER		12	9	43%	21
HARLEM HOSPITAL CENTER		20	1	5%	21
CLINICAL PATHOLOGY LABORATORIES SOUTHEAST			21	100%	21
CARENOW URGENT CARE-BRENTWOOD		15	6	29%	21



# COVID-19: testing by laboratory

Data through May 24, 2021 verified as of May 25, 2021 at 09:25 AM

Data in this report are provisional and subject to change.

The numbers in the table below represent the number of Florida and non-Florida residents for whom test results were received by the Department of Health. A person can be tested by more than one laboratory and can have both positive and negative results. **Therefore, the sum of the numbers in each column will be larger than the total number of people tested.**

Reporting lab	Inconclusive	Negative	Positive	Percent positive	Total
UC HEALTH UNIVERSITY HOSPITAL		18	3	14%	21
WINTER PARK FAMILY PRACTICE LLC		17	4	19%	21
ROCKLEDGE FAMILY HEALTH			21	100%	21
SELECT PHYSICIANS ALLIANCE		21			21
KIMBERLY J HENDERSON MD PC		20	1	5%	21
URGENT TEAM		17	4	19%	21
GOOD SAMARITAN MEDICAL CENTER			21	100%	21
POINT OF CARE CLINICS PRIMARY CARE		20	1	5%	21
UPMC CHAUTAUQUA AT WCA LABORATORY		20	1	5%	21
TENNESSEE DEPARTMENT OF HEALTH		15	6	29%	21
JEFFERSON K-12, A SOMERSET SCHOOL- CLINIC		17	4	19%	21
RHODE ISLAND DEPARTMENT OF HEALTH			21	100%	21
BAY PEDIATRICS PA		18	3	14%	21
Citymd Of Lacey		18	3	14%	21
KIDSWOOD PEDIATRICS CORP		6	15	71%	21
WACO HHSSURGEWACO	1	17	3	14%	21
TINA'S ASSISTED LIVING FACILITY CORP		21			21
ARDEN COURTS OF WINTER SPRINGS		18	3	14%	21
ADVENTHEALTH MEDICAL GROUP	1	14	6	29%	21
URGENT CARE OF NEW YORK		20	1	5%	21
ST JUDE CHILDRENS RESEARCH HOSPITAL		21			21
INTERNATIONAL MEDICAL LABORATORY INC		21			21
PALATKA VA CBOC		20	1	5%	21
MAIMONIDES MEDICAL CENTER		18	3	14%	21
CARESPOT EXPRESS HEALTHCARE			21	100%	21
WELLSTAR NORTH FULTON HOSPITAL LABORAT		19	2	10%	21
CVS HEALTH, #3396		19	2	10%	21
REDITUS LABORATORIES			20	100%	20
AVALON FAMILY RESORT ASSISTED LIVING LLC		20			20
ANYTIME LAB, LLC		18	2	10%	20
AUBURN COMMUNITY HOSPITAL		18	2	10%	20
ACM MEDICAL LABORATORY ALLIANCE		17	3	15%	20
FAMILY CARE CYPRESS CREEK		1	19	95%	20
EXPRESS CARE OF TAMPA BAY		13	7	35%	20
BROOKDALE MANDARIN CENTRAL		7	13	65%	20
DEPT OF VA MEDICAL CENTER - BAY PINES			20	100%	20
ORLANDO FAMILY PHYSICIANS INC		14	6	30%	20
PRIMARY CARE MEDICINE	1	13	6	30%	20
KAILOS GENETICS INC		17	3	15%	20
BRIDGEWAY HEALTH CLINICS INC		1	19	95%	20
ODYSSEY HEALTHCARE OF MARION COUNTY, LLC		19	1	5%	20
DAVID LAWRENCE CENTER INC		16	4	20%	20
COMMUNITY HOME HEALTH CARE		20			20
CLINIC OF PEDIATRICS & GI MEDICINE INC		1	19	95%	20
CARESPOT OF NOCATEE		1	19	95%	20
COLLEGE POINT URGENT CARE		17	3	15%	20
PRATTVILLE BAPTIST HOSPITAL		16	4	20%	20

# COVID-19: testing by laboratory

Data through May 24, 2021 verified as of May 25, 2021 at 09:25 AM

Data in this report are provisional and subject to change.

The numbers in the table below represent the number of Florida and non-Florida residents for whom test results were received by the Department of Health. A person can be tested by more than one laboratory and can have both positive and negative results. **Therefore, the sum of the numbers in each column will be larger than the total number of people tested.**

Reporting lab	Inconclusive	Negative	Positive	Percent positive	Total
WINSHIPS PHARMACY INC		20			20
MCWHORTER SCHOOL OF PHARMACY		20			20
SHIELDT3 LLC		20			20
ROBERT WOOD JOHNSON UNIVERSITY HOSP		18	2	10%	20
ADVENTIST HEALTH SYSTEM		16	4	20%	20
MINUTECLINIC, LLC, DBA MINUTECLINIC #6		17	3	15%	20
CONSOLIDATED LAB SERVICES		10	10	50%	20
MC DIAGNOSTIC OF CONNECTICUT PC #459		20			20
MINUTE CLINIC		2	18	90%	20
VIERA FAMILY MEDICINE AND WELLNESS		16	4	20%	20
CVS GA2108POCT NORCROSS		17	3	15%	20
PONCE PLAZA NURSING & REHAB CENTER		4	16	80%	20
SONORA QUEST LABORATORIES			20	100%	20
LAKE WORTH MANOR		19	1	5%	20
BEST MEDICAL CENTER		11	9	45%	20
FORT WALTON BEACH DEVELOPMENTAL CENTER		19	1	5%	20
CALLAWAY CLINIC		14	6	30%	20
MEDICAL EXPRESS CORP		18	2	10%	20
GENOTOX LABORATORIES		17	3	15%	20
CVS MINUTE CLINIC, LLC #22		19	1	5%	20
PROFESSIONAL PARK PEDIATRICS PA			20	100%	20
CVS MINUTE CLINIC DIAG OF IND, LLC #6549		18	2	10%	20
CVS NC2357POCT HUNTERSVILLE		18	2	10%	20
SAVANNAH STATE UNIVERSITY, COUNSELING		19			19
LAKEVIEW HEALTH SYSTEMS			19	100%	19
BAPTIST MEMORIAL HEALTH CARE		17	2	11%	19
MINUTE-CLINIC DIAGNOSTIC OF VIRGINIA, LLC #2003		16	3	16%	19
UNIVERSITY OF MIAMI MILLER SCHOOL			19	100%	19
JACKSON LABORATORY FOR GENOMIC MEDICIN		19			19
SARASOTA MEDICAL CENTER		8	11	58%	19
BAYVIEW MEDICAL		19			19
COMPREHENSIVE CHILDCARE ASSOCIATES		11	8	42%	19
CORNER OAK ESTATE LLC		19			19
STAT MEDICAL CLINIC III INC		13	6	32%	19
FOX FAMILY PRACTICE		19			19
MINUTE CLINIC LLC #2775		18	1	5%	19
BAPTIST PRIMARY CARE PONTE VEDRA		13	6	32%	19
ELTINGVILLE CIRCLE URGENT CARE		18	1	5%	19
MASSACHUSETTS GENERAL HOSPITAL		2	17	89%	19
BENNETT PEDIATRICS		19			19
CVS MINUTE CLINIC DIAGNOSTIC MED GRP OF CA		19			19
LAB INTERMARKET FACILITY LAB		1	18	95%	19
107TH PLACE GROUP HOME		19			19
UM MILLER SCHOOL OF MEDICINE			19	100%	19
SEVEN RIVERS REGIONAL MEDICAL CENTER		5	14	74%	19
EMERALD COAST HOSPICE - CRESTVIEW		19			19
CAREHERE- LCS LEESBURG			19	100%	19

# COVID-19: testing by laboratory

Data through May 24, 2021 verified as of May 25, 2021 at 09:25 AM

Data in this report are provisional and subject to change.

The numbers in the table below represent the number of Florida and non-Florida residents for whom test results were received by the Department of Health. A person can be tested by more than one laboratory and can have both positive and negative results. **Therefore, the sum of the numbers in each column will be larger than the total number of people tested.**

Reporting lab	Inconclusive	Negative	Positive	Percent positive	Total
STONE WASH CLINICAL LABORATORIES		2	17	89%	19
CVS MINUTE CLINIC DIAGNOSTIC OF WISCONSIN		19			19
ALL PEDIATRIC CARE			19	100%	19
WALGREENS #04176		14	5	26%	19
FLORIDA COMMUNITY HEALTH CENTER OF ST. LUCIE		1	18	95%	19
ADVENTIST HEALTH SYSTEM FLORIDA DEPT OF HEALTH		13	6	32%	19
NORTHERN WESTCHESTER HOSPITAL LABORATORY		17	2	11%	19
Atlanta VAMC		14	5	26%	19
AURORA UNIVERSITY WELLNESS CENTER		19			19
CARE POINT HEALTH & WELLNESS CENTER		19			19
JACKSON NORTH MEDICAL CENTER		2	17	89%	19
CLERMONT ADVENTHEALTH CENTRA CARE		1	18	95%	19
ASHRAF MEDICAL GROUP PLLC DBA PULSE M		18	1	5%	19
SANTA ROSA COUNTY JAIL - WELLPATH			19	100%	19
FRUITVILLE URGENT CARE			19	100%	19
BAY COUNTY HEALTH DEPARTMENT		14	5	26%	19
MINUTE CLINIC LLC #5706		17	2	11%	19
NO NAME		8	11	58%	19
NANO HEALTH ASSOCIATES LLC		19			19
LOVING CARE OF THE TREASURE COAST LLC	1	13	5	26%	19
MEDEXPRESS URGENT CARE, MOON TOWNSHIP		18	1	5%	19
INTEGRATED REGIONAL LABORATORIES - LARGO			19	100%	19
ST. JUDES LABORATORIES		13	6	32%	19
CVS TX7162POCT HOUSTON		19			19
ABC PEDIATRICS OF PORT ST LUCIE		17	2	11%	19
CVS MINUTE CLINIC, LLC		15	4	21%	19
MC DIAGNOSTIC OF CONNECTICUT, PC #1966		19			19
OCEAN REEF MEDICAL CENTER, LLC			19	100%	19
MICHELLE S PAGE MD PA		18	1	5%	19
ROYAL PALM MEDICAL GROUP, INC		19			19
CARENOW URGENT CARE-WEST END		13	6	32%	19
MED HEALTH SERVICES		18	1	5%	19
MINUTECLINIC DIAGNOSTIC OF OKLAHOMA		16	3	16%	19
THE CLINIC PREMISE HEALTH		13	6	32%	19
ANYLABTESTNOW		6	13	68%	19
MINUTECLINIC DIAGNOSTIC OF TN PC #643		15	4	21%	19
MD PLUS URGENT CARE, LLC			19	100%	19
OSCEOLA ALF OPERATOR, LLC DBA□		18			18
CARENOW URGENT CARE-DONELSON		13	5	28%	18
Crestwood Nursing Center		8	10	56%	18
ST JOSEPH HOSPITAL		17	1	6%	18
TENDER CARE ALF		18			18
MADISON CORE LABORATORIES		17	1	6%	18
MINUTE CLINIC LLC #5733		18			18
FORT HAMILTON URGENT CARE		18			18
MINUTE CLINIC DIAGNOSTIC MED GRP		17	1	6%	18
ADVENT HEALTH - WINTER HAVEN		8	10	56%	18

# COVID-19: testing by laboratory

Data through May 24, 2021 verified as of May 25, 2021 at 09:25 AM

Data in this report are provisional and subject to change.

The numbers in the table below represent the number of Florida and non-Florida residents for whom test results were received by the Department of Health. A person can be tested by more than one laboratory and can have both positive and negative results. **Therefore, the sum of the numbers in each column will be larger than the total number of people tested.**

Reporting lab	Inconclusive	Negative	Positive	Percent positive	Total
NORTH COUNTRY FAMILY HEALTH CENTER INC		18			18
MEDEXPRESS URGENT CARE - ROBINSON TWP, STEUBENVILLE PIKE		16	2	11%	18
ADVENT HEALTH - ZEPHYRHILLS			18	100%	18
MARION COUNTY HEALTH DEPARTMENT		17	1	6%	18
CABOT RESERVE ON THE GREEN		18			18
LPG PRIMARY CARE AT LABELLE		16	2	11%	18
CVS MINUTE CLINIC DIAGNOSTIC PA		13	5	28%	18
A & B PHARMACY		18			18
MIRIMUS INC		1	17	94%	18
CRANES VIEW LODGE			18	100%	18
MED + URGENT MEDICAL CARE SERVICES		17	1	6%	18
CVS MINUTE CLINIC DIAGNOSTIC OF VIRGINIA		18			18
BRONSON FIRE DEPARTMENT		18			18
ESTATES MEDICAL CENTER INC		4	14	78%	18
WALGREEN EASTERN CO, INC		18			18
PPD - IXLAYER		17	1	6%	18
MINUTECLINIC DIAGNOSTIC OF VIRGINIA, LLC #1416		17	1	6%	18
INTERMOUNTAIN CENTRAL LAB		1	17	94%	18
IONA COLLEGE HEALTH & WELLNESS CENTER		18			18
BERGEN NEW BRIDGE M		16	2	11%	18
Terrace of Jacksonville		3	15	83%	18
VIGILINT HEALTHCARE		16	2	11%	18
HUNTINGTON URGENT CARE		17	1	6%	18
GENERAL INTERNAL MEDICINE MEDICAL CTR CLINIC		13	5	28%	18
MINUTECLINIC LLC (1435)		17	1	6%	18
MEDEXPRESS URGENT CARE- MARYLAND		15	3	17%	18
MONTEFIORE ST LUKE'S CORNWALL HOSPITAL		14	4	22%	18
ASCENSION ST VINCENT'S PRIMARY CARE		1	17	94%	18
AURORA DIAGNOSTICS		6	12	67%	18
MINUTECLINIC DIAGNOSTIC OF ILLINOIS LL		16	2	11%	18
WALGREENS #06416		17	1	6%	18
BROOKDALE ST AUGUSTINE		1	17	94%	18
DR PHILLIPS MEDICAL WELLNESS CENTER		13	5	28%	18
TIFT REGIONAL HEALTH SYSTEM, INC		18			18
MINUTECLINIC #8699		14	4	22%	18
MEDEXPRESS URGENT CARE LEWISBURG		17	1	6%	18
CLEVELAND CLINIC			18	100%	18
GNT ASSOCIATES		17	1	6%	18
GS LABS		17	1	6%	18
TPCA CLINICAL LABORATORIES		15	3	17%	18
MOORINGS PARK OAKSTONE AT GREY OAKS		17	1	6%	18
XPRESS WELLNESS URGENT CARE			18	100%	18
MI CASA DORADA ASSISTED LIVING FACILIT		18			18
URGENT CARE AT LONGWOOD			18	100%	18
MINUTECLINIC DIAGNOSTIC OF TN PC #6415		14	4	22%	18
TRANSPLANT GENOMICS INC (EUROFINS)		17			17
GENETIC TECHNOLOGICAL INNOVATIONS			17	100%	17

# COVID-19: testing by laboratory

Data through May 24, 2021 verified as of May 25, 2021 at 09:25 AM

Data in this report are provisional and subject to change.

The numbers in the table below represent the number of Florida and non-Florida residents for whom test results were received by the Department of Health. A person can be tested by more than one laboratory and can have both positive and negative results. **Therefore, the sum of the numbers in each column will be larger than the total number of people tested.**

Reporting lab	Inconclusive	Negative	Positive	Percent positive	Total
PUTNAM COUNTY PUBLIC HEALTH UNIT		14	3	18%	17
INFEXIONSHIELD INC.		17			17
DIEGO FALLON MD PA		6	11	65%	17
UNIVERSITY HOSPITAL UC HEALTH		11	6	35%	17
LYNN KEEFE, MD PEDIATRICS		14	3	18%	17
CVS CA9715POCT THOUSAND OAKS		17			17
WALGREENS #07936		16	1	6%	17
LILY'S PROMISE AL#12775		17			17
COLETTA DRIVE GROUP HOME		17			17
MEDEXPRESS URGENT CARE - LAFAYETTE		16	1	6%	17
INN AT LAKE SEMINOLE SQUARE, THE		17			17
BLOOMINGDALE PEDIATRIC ASSOCIATES PA			17	100%	17
WELLINGTON FAMILY PRACTICE		13	4	24%	17
FLORIDA KEYS CONCIERGE MEDICINE, LLC		15	2	12%	17
YORKVILLE PEDIATRIC URGENT CARE		17			17
MONTEFIORE NYACK HOSPITAL AFFILIATED LABORATORY		15	2	12%	17
GENDERXPRESS/PICTURE ME PERFECT IMAGING		14	3	18%	17
MINUTECLINIC DIAGNOSTIC OF VIRGINIA		17			17
BRYAN WHITFIELD MEMORIAL HOSPITAL		12	5	29%	17
GULF COAST VILLAGE HOME HEALTH INC		6	11	65%	17
UVMC MICROBIOLOGY		16	1	6%	17
GOLDMAN SACHS HEALTH CENTER	1	15	1	6%	17
RESOLVE MOLECULAR DIAGNOSTICS		13	4	24%	17
SOMA MEDICAL CENTER PA			17	100%	17
COMMUNITY HEALTH OF SOUTH FLORIDA INC			17	100%	17
RIVERSIDE MEDICAL GROUP		16	1	6%	17
CVS TN2179POCT MURFREESBORO		16	1	6%	17
MINUTECLINIC DIAG OF IND, LLC #6697		15	2	12%	17
BROOKDALE CROWN POINT			17	100%	17
MINUTECLINIC DIAGNOSTIC OF NEW MEXICO		17			17
EAR NOSE & THROAT ASSOCIATES OF MANATEE PA		17			17
MINUTECLINIC LLC # 3401		17			17
NORTHWESTERN MEMORIAL HOSPITAL			17	100%	17
HEALTHCARE NOW			17	100%	17
INHEALTH LIFE SCIENCES		6	11	65%	17
MC DIAGNOSTIC OF CONNECTICUT, PC # 257		16	1	6%	17
St Joseph's Hospital & Medical Center		15	2	12%	17
PRIMARY CARE WALK IN CLINIC PLLC			17	100%	17
BAY BREEZE HEALTH AND REHABILITATION CENTER		9	8	47%	17
MARCO DRUGS AND COMPOUNDING		13	4	24%	17
LEHIGH VALLEY HOSPITAL		3	14	82%	17
NEMOURS CHILDREN'S URGENT			17	100%	17
UNIVERSITY LAB			17	100%	17
HUDSON VALLEY HOSPITAL CENTER LABORATORY		16	1	6%	17
URGENT CARE WEST CLINIC		14	3	18%	17
ATMORE NURSING CENTER		16	1	6%	17
ALBIBI		1	16	94%	17



# COVID-19: testing by laboratory

Data through May 24, 2021 verified as of May 25, 2021 at 09:25 AM

Data in this report are provisional and subject to change.

The numbers in the table below represent the number of Florida and non-Florida residents for whom test results were received by the Department of Health. A person can be tested by more than one laboratory and can have both positive and negative results. **Therefore, the sum of the numbers in each column will be larger than the total number of people tested.**

Reporting lab	Inconclusive	Negative	Positive	Percent positive	Total
TOXUSALABS DBA CONNECTDX LABS		14	3	18%	17
BLOUNT MEMORIAL HOSPITAL		14	3	18%	17
CVS TX7288POCT DALLAS		13	4	24%	17
CARE NOW, INC		13	4	24%	17
UNIVERSITY OF ALABAMA - FUNGAL REFERENCE LABORATORY		12	5	29%	17
COAST MED URGENT CARE		16	1	6%	17
STARLING AT NOCATEE			17	100%	17
CVS NY491POCT JACKSON HEIGHTS		17			17
PARRISH HEALTH CENTER		14	3	18%	17
Heartland Healthcare Center Boca Raton		2	14	88%	16
CRUCIAL CARE		10	6	38%	16
INDIANA STATE DEPARTMENT OF HEALTH		1	15	94%	16
JOSEPH MIGNOGNA		13	3	19%	16
HAPPY KIDZ PEDIATRICS PL		13	3	19%	16
ST AUGUSTINE PLANTATION		1	15	94%	16
SUFFRIDGE DRIVE GROUP HOME		16			16
DAVITA DIALYSIS		4	12	75%	16
MEDICINE AT LONGWOOD		16			16
VERO DIAGNOSTICS		15	1	6%	16
Lab MSMC Hialeah			16	100%	16
OKEECHOBEE HEALTHCARE FACILITY			16	100%	16
PRO HEALTH FAMILY PHYSICIANS, NYSTROM		16			16
PANAMA CITY VITAS HOSPICE		16			16
MINUTECLINIC, LLC #4682		11	5	31%	16
NOVALIFE MEDSPA			16	100%	16
BRIDGE DIAGNOSTICS			16	100%	16
WESTERN NEW YORK IMMEDIATE MEDICAL CAR		14	2	13%	16
INTERNAL MEDICINE ASSOCIATES & SPECIALTIES INC		15	1	6%	16
MADISON COUNTY HEALTH DEPARTMENT		8	8	50%	16
RICH STREET GROUP HOME		9	7	44%	16
MILLENNIUM PHYSICIAN GRP LLC NAPLES PINE RIDGE			16	100%	16
MINUTE CLINIC OF KANSAS PA		9	7	44%	16
MINUTE CLINIC LLC #1909		15	1	6%	16
PROMUS DIAGNOSTICS, LLC			16	100%	16
CULINARY INSTITUTE OF AMERICA STUDENT	3	13			16
MINUTECLINIC DIAGNOSTICS OF IND, LLC		16			16
PROHEALTH CARE ASSOCIATES MOBILE		13	3	19%	16
HODGES CLUSTER		2	14	88%	16
NOVANT HEALTH GOHEALTH URGENT CARE-HARRISBURG		8	8	50%	16
BELLEVUE HOSPITAL CENTER DEPARTMENT		16			16
ALAN L MELOTEK MD		16			16
ALL FLORIDA FAMILY & SPORTS MEDICINE		15	1	6%	16
PROMEDICA LABORATORIES		11	5	31%	16
CENTRAL JERSEY URGENT CARE OF EATONTOW		15	1	6%	16
FAST TRACK URGENT CARE CENTER - TYRONE			16	100%	16
MINNEOLA PLACE A HOMEBRIDGE COMMUNITY		16			16
URGENT CARE CLINIC OF LINCOLN		14	2	13%	16

# COVID-19: testing by laboratory

Data through May 24, 2021 verified as of May 25, 2021 at 09:25 AM

Data in this report are provisional and subject to change.

The numbers in the table below represent the number of Florida and non-Florida residents for whom test results were received by the Department of Health. A person can be tested by more than one laboratory and can have both positive and negative results. **Therefore, the sum of the numbers in each column will be larger than the total number of people tested.**

Reporting lab	Inconclusive	Negative	Positive	Percent positive	Total
STATEN ISLAND UNIVERSITY HOSPITAL SEGUINE AVE		13	3	19%	16
PARROTT MEDICAL CLINIC			16	100%	16
MINUTE CLINIC LLC #6765		16			16
FLORIDA MEDICAL ASSOCIATES LLC		9	7	44%	16
NORTHWEST FLORIDA SLEEP		1	15	94%	16
XERA MED RESEARCH			16	100%	16
MORTON PLANT MEASE			16	100%	16
MIAMI BEACH MEDICAL GROUP LLC			16	100%	16
TMH FSU RAPID LABORATORY		2	14	88%	16
BONIFAY NURSING AND REHABILITATION CENTER			16	100%	16
UNIVERSITY OF MIAMI MILLER SCHOOL OF MEDICINE			16	100%	16
SRMC AVALON		9	7	44%	16
SURGERY CENTER OF CORAL GABLES LLC,THE		12	4	25%	16
MINUTECLINIC DIAGNOSTIC OF RHODE ISLAND		13	3	19%	16
BVL PEDIATRICS		14	2	13%	16
JS HEALTHCARE INC		16			16
PRESBYTERIAN MEDICAL SERVICES		16			16
NORTHWEST FLORIDA ENT, PA		5	11	69%	16
KETAMINE HEALTH CENTERS AT BONITA SPRINGS, LLC		16			16
UNAVAILABLE/UNKNOWN/NO INFORMATION FOUND			16	100%	16
MONTEFIORE MEDICAL CENTER LABORATORIES - WEILER		12	4	25%	16
MODMD LABORATORY		16			16
CVS PA6902POCT BRYN MAWR		14	2	13%	16
ST JOSEPH WOMENS HOSPITAL			16	100%	16
OAKMONTE VILLAGE OF DAVIE			15	100%	15
ALL 4 KIDZ PEDIATRICS		11	4	27%	15
UNIVERSITY HOSPITALS OF CLEVELAND		9	6	40%	15
OPTIONS FOR SENIORS INC DBA PALM KREST MANOR		12	3	20%	15
CVS TX8321POCT MCKINNEY		15			15
FAMILY CARE			15	100%	15
TELEVISIT MALABAR PEDIATRICS		5	10	67%	15
SUNCOAST COMMUNITY HEALTH CENTERS INC		4	11	73%	15
MEDLAB ASSOCIATES LLC		15			15
ORLANDO HEALTH		2	13	87%	15
HIRAM COLLEGE HEALTH CENTER (ABBOTT)		13	2	13%	15
GADSDEN REGIONAL MEDICAL CENTER		15			15
SARASOTA - ROBERT L TAYLOR COMMUNITY CENTER		1	14	93%	15
CVS MINUTE CLINIC DIAGNOSTIC		14	1	7%	15
LONG ISLAND JEWISH VALLEY STREAM		14	1	7%	15
CVS NC187POCT CHARLOTTE		14	1	7%	15
BETH ISRAEL MEDICAL CENTER LABS		14	1	7%	15
RICHMOND UNIVERSITY MEDICAL CENTER		12	3	20%	15
MIRACLE ALF INC		15			15
LAKE CO SCHOOLS EMPLOYEE HEALTH & WELLNESS CENTER	1	11	3	20%	15
MINUTECLINIC, LLC #1492		15			15
MILTON 4707		15			15
MINUTECLINIC DIAGNOSTIC OF TN, PC 6438		13	2	13%	15

# COVID-19: testing by laboratory

Data through May 24, 2021 verified as of May 25, 2021 at 09:25 AM

Data in this report are provisional and subject to change.

The numbers in the table below represent the number of Florida and non-Florida residents for whom test results were received by the Department of Health. A person can be tested by more than one laboratory and can have both positive and negative results. **Therefore, the sum of the numbers in each column will be larger than the total number of people tested.**

Reporting lab	Inconclusive	Negative	Positive	Percent positive	Total
NORTHSIDE HOSPITAL FORSYTH		13	2	13%	15
WELLMED AT SOUTH PARSONS		11	4	27%	15
SOMA MEDICAL CENTER, P.A.			15	100%	15
WALK IN URGENT CARE			15	100%	15
FLORIDA DEPARTMENT OF HEALTH IN HILLSBOROUGH COUNTY		1	14	93%	15
PIEDMONT ATHENS REGIONAL MEDICAL		13	2	13%	15
AJU GEORGE MD PA			15	100%	15
CARDIOTHORACIC SURGERY OF HYDE PARK			15	100%	15
HAVEN HOSPICE IN CHIEFLAND		9	6	40%	15
MELBOURNE FAMILY PRACTICE		13	2	13%	15
SKIN WELLNESS PHYSICIANS LLC		15			15
MEDLABS DIAGNOSTICS		11	4	27%	15
BROWARD MEDICAL AND URGENT CARE		15			15
MINUTECLINIC DIAGNOSTIC OF GEORGIA, LL		12	3	20%	15
WELLMED AT PORT ST LUCIE WEST		10	5	33%	15
MEDEXPRESS URGENT CARE - BENTON HARBOR		14	1	7%	15
Astoria Health and Rehab		15			15
RUSSELL MEDICAL CENTER		13	2	13%	15
HEALTH MED HOME CARE, LLC		15			15
OPIS ISLAND LAKE CENTER		13	2	13%	15
BESSENT ROAD GROUP HOME		15			15
MEDI-DRUG INC		13	2	13%	15
MINUTECLINIC DIAGNOSTIC OF NEW JERSEY, LLC # 7069		15			15
EASTLAKE PEDIATRICS - TRINITY		15			15
HORIZON MEDICAL GROUP		13	2	13%	15
Hackensack Umc Mountainside		14	1	7%	15
BAPTIST MEDICAL CENTER EAST		11	4	27%	15
HELGEMO & LIQU PEDIATRICS		11	4	27%	15
DELIVER MY MEDS CORP		15			15
FAMILY CARE CENTER OF ARLINGTON		10	5	33%	15
MINUTE CLINIC LLC #10203		12	3	20%	15
MINUTECLINIC DIAGNOSTIC OF NORTH CAROLINA, PC		14	1	7%	15
CVS HEALTH, #2043		15			15
NEW YORK PRESBYTERIAN - LOWER MANHATTAN		15			15
PATHLINE			15	100%	15
LEE COMMUNITY HEALTHCARE INC DUNBAR		13	2	13%	15
CENTRAL JERSEY URGENT CARE		14	1	7%	15
DIATHERIX		13	2	13%	15
MEADOWCREST MOLECULAR DIAGNOSTICS, LLC			15	100%	15
CVS GA2147POCT KENNESAW		11	4	27%	15
PHELPS HOSPITAL LABORATORY		13	2	13%	15
PREMIER LABORATORY SERVICES, LLC		5	10	67%	15
CUSTEAD CARE CENTER HAVEN HOSPICE		12	3	20%	15
MINUTECLINIC, LLC, DBA MINUTECLINIC #2		13	2	13%	15
BROOKLYN HOSPITAL CENTER DOWNTOWN CAMPUS		15			15
SINAI HOSPITAL OF BALTIMORE		15			15
MEDEXPRESS URGENT CARE-ALTOONA		13	2	13%	15

# COVID-19: testing by laboratory

Data through May 24, 2021 verified as of May 25, 2021 at 09:25 AM

Data in this report are provisional and subject to change.

The numbers in the table below represent the number of Florida and non-Florida residents for whom test results were received by the Department of Health. A person can be tested by more than one laboratory and can have both positive and negative results. **Therefore, the sum of the numbers in each column will be larger than the total number of people tested.**

Reporting lab	Inconclusive	Negative	Positive	Percent positive	Total
NIGHT OWL PEDIATRICS URGENT CARE			15	100%	15
HOLLEY-NAVARRE MEDICAL CLINIC		5	10	67%	15
LIFE'S SPECIAL MOMENTS INC		15			15
MINUTECLINIC, DIAGNOSTIC OF TEXAS, LL		14	1	7%	15
MEDEXPRESS URGENT CARE - PANTOPS		13	2	13%	15
IGENEX INC		15			15
MINUTECLINIC 7196		13	1	7%	14
The Evangelical Lutheran Good Samaritan Society		14			14
DESOTO HEALTH AND REHAB LLC		9	5	36%	14
MINUTECLINIC DIAGNOSTIC OF SC, LLC #4		13	1	7%	14
Solaris Healthcare Pensacola			14	100%	14
ACCESS HOME HEALTH OF FLORIDA LLC		14			14
CVS PA1671POCT LANCASTER		14			14
Lady Lake Specialty Care			14	100%	14
RDX BIOSCIENCE INC		11	3	21%	14
CITY OF WEST PALM BEACH EMPLOYEE & FAMILY HEALTH		14			14
POLK CHD BARTOW		13	1	7%	14
MEDHELP LAKESHORE PC		12	2	14%	14
NORTHEAST PEDIATRICS			14	100%	14
PT&J REHAB - VILLAGE OF ROYAL PALM BEACH		12	2	14%	14
SOUTHEASTERN UNIVERSITY INC		14			14
CVS TN5639POCT FARRAGUT		11	3	21%	14
EFFINGER HEALTH, PA		14			14
FAMILY MEDICINE OF WESTON LLC		6	8	57%	14
MC DIAGNOSTIC OF CONNECTICUT, PC #1043		14			14
FG RAPID RESULTS LLC		8	6	43%	14
MINUTECLINIC DIAGNOSTIC OF TN, PC 4992		14			14
HAVEN HOSPICE			14	100%	14
MINUTECLINIC, LLC, MINUTECLINIC #7637		12	2	14%	14
MINUTECLINIC DIAGNOSTIC OF VIRGINIA, LLC #255		14			14
MED TECH SERVICES OF PALM BEACH INC		14			14
MINUTECLINIC DIANOSTIC OF VIRGINIA, LL		13	1	7%	14
STEWART MELBOURNE HOSPITAL, INC	1		13	93%	14
MINUTECLINIC, LLC, DBA MINUTECLINIC #6106		12	2	14%	14
DYNAMIC HEALTH CENTERS INC		9	5	36%	14
DIAMOND SPEEDWAY DIALYSIS		1	13	93%	14
CVS CA9113POCT CHULA VISTA		14			14
ALASKA PUBLIC HEALTH LAB		1	13	93%	14
ARNOT OGDEN MEDICAL CENTER LABORATORY		14			14
MINUTECLINIC DIAGNOSTIC OF TN, PC 6304		12	2	14%	14
MERCY MEDICAL CENTER		7	7	50%	14
BOCA SIMON		2	12	86%	14
EMORY JOHNS CREEK HOSPITAL		14			14
MINUTECLINIC MINUTECLINIC #8505		12	2	14%	14
RIVERSIDE COTTAGES AT THE SHORES, LLC			14	100%	14
MINUTE CLINIC DIAGNOSTIC OF VIRGINIA, LLC #1905		14			14
CAN COMMUNITY HEALTH, INC		12	2	14%	14

# COVID-19: testing by laboratory

Data through May 24, 2021 verified as of May 25, 2021 at 09:25 AM

Data in this report are provisional and subject to change.

The numbers in the table below represent the number of Florida and non-Florida residents for whom test results were received by the Department of Health. A person can be tested by more than one laboratory and can have both positive and negative results. **Therefore, the sum of the numbers in each column will be larger than the total number of people tested.**

Reporting lab	Inconclusive	Negative	Positive	Percent positive	Total
CVS HEALTH MINUTE CLINIC		1	13	93%	14
TAPESTRY TALLAHASSEE WALDEN		14			14
SUMMIT ATLANTIC SURGERY CENTER		14			14
CARE ATC			14	100%	14
MINUTE CLINIC DIAGNOSTIC OF NORTH CAROLINA		13	1	7%	14
NYU WINTHROP LABORATORY		14			14
MHHS All Lab Subsection		14			14
EAST GEORGIA REGIONAL MEDICAL CENTER		13	1	7%	14
EPIPHANY HEALTH		8	6	43%	14
CVS TN5601POCT LENOIR CITY		12	2	14%	14
CVS TX8387POCT AUSTIN		14			14
HEALTHFIRST ADVENT HEALTH CENTRA CARE COCOA BEACH			14	100%	14
CLEVELAND TENNESSEE HOSPITAL COMPANY		12	2	14%	14
DYNAMIC DNA LAB		1	13	93%	14
CVS MINUTE CLINIC DIAGNOSTIC OF TN #3293		13	1	7%	14
TLC FAMILY CARE HOME INC		14			14
MC DIAGNOSTIC OF CONNECTICUT, PC #114		14			14
ADVENTHEALTH MEDICAL GROUP INTERNAL MEDICINE		11	3	21%	14
DOCTORS EXPRESS OF ST PETERSBURG		4	10	71%	14
ST CLOUD MEDICAL GROUP		12	2	14%	14
TALLAHASSEE PRIMARY CARE ASSOCIATES PA		12	2	14%	14
MINUTECLINIC DIAGNOSTIC OF MAINE, LLC		12	2	14%	14
ADVICE FOR OPTIMAL WELLNESS		11	3	21%	14
QUEENS UNIVERSITY OF CHARLOTTE		14			14
SOUTHEASTERN LABORATORY			14	100%	14
SIGMUND LABS LLC		14			14
EAST SIDE CLINICAL LABORATORY		12	2	14%	14
FAMILY PRACTICE ON THE GO		6	8	57%	14
MY WELLNESS EXPRESS			14	100%	14
MINUTE-CLINIC DIAGNOSTIC OF VIRGINIA, LLC		14			14
MEDEXPRESS URGENT CARE-LATROBE		13	1	7%	14
METHODIST MEDICAL CENTER		11	3	21%	14
ADVANCED CARDIOVASCULAR DIAGNOSTICS		14			14
BAPTIST HEALTH			14	100%	14
LUCID DIAGNOSTICS LABS			14	100%	14
COLLIER HMA PHYSICIAN MANAGEMENT, LLC		2	11	85%	13
LANE PEDIATRICS PA		1	12	92%	13
CLINICAL LABORATORY SERVICES			13	100%	13
LAKELAND REGIONAL HEALTH GRASSLANDS		12	1	8%	13
ALBION COLLEGE (ABBOTT)		13			13
CVS MINUTE CLINIC DIAGNOSTIC MED GRP OF SAN		11	2	15%	13
Signature Healthcare of Savannah		13			13
CVS NC7213POCT MATTHEWS		10	3	23%	13
CAPE CORAL URGENT CARE		9	4	31%	13
HEART OF FLORIDA HEALTH CENTER INC		5	8	62%	13
WALGREENS 65 INF Y FRAGOSO (ST 174)		12	1	8%	13
MEDEXPRESS URGENT CARE MONACA		13			13



# COVID-19: testing by laboratory

Data through May 24, 2021 verified as of May 25, 2021 at 09:25 AM

Data in this report are provisional and subject to change.

The numbers in the table below represent the number of Florida and non-Florida residents for whom test results were received by the Department of Health. A person can be tested by more than one laboratory and can have both positive and negative results. **Therefore, the sum of the numbers in each column will be larger than the total number of people tested.**

Reporting lab	Inconclusive	Negative	Positive	Percent positive	Total
ESCAMBIA COMMUNITY CLINIC		2	11	85%	13
VALDOSTA FAMILY MEDICINE		1	12	92%	13
WALGREENS # 03608		9	4	31%	13
PARKWEST MEDICAL CENTER		11	2	15%	13
MINUTECLINIC DIAGNOSTIC OF ILLINOIS		11	2	15%	13
ROCKLEDGE		3	10	77%	13
CARENOW URGENT CARE-HERMITAGE		9	4	31%	13
CVS OH3301POCT WOODMERE		13			13
EAR NOSE AND THROAT ASSOCIATES OF MANATEE, P.A.		10	3	23%	13
CHELSEA NYC LAB		13			13
CONSULATE HEALTH CARE OF PENSACOLA			13	100%	13
WALGREEN #6538		13			13
FLORIDA STATE HOSPITAL			13	100%	13
Sunnyside Care Center		13			13
HARBOR CHASE OF JACKSONVILLE			13	100%	13
THOMAS JEFFERSON UNIVERSITY HOSPITAL		4	9	69%	13
SOUTHEAST FAMILY HEALTHCARE CENTER			13	100%	13
GLENBROOKE AT PALM BAY			13	100%	13
CORAL LANDING ASSISTED LIVING		11	2	15%	13
IN-OFFICE LAB		12	1	8%	13
MINUTE CLINIC, LLC #4650		11	2	15%	13
SANDGATE GARDENS REHAB & NURSING CENTER		3	10	77%	13
MINUTECLINIC, LLC #244		12	1	8%	13
OPTUM PRIMARY CARE		2	11	85%	13
CVS SC2736POCT MURRELLS INLET		10	3	23%	13
CURATIVE		1	12	92%	13
MEYER PEDIATRICS CHTD		11	2	15%	13
MINUTE CLINIC LLC #0169		11	2	15%	13
MINUTE CLINIC, LLC #1434		12	1	8%	13
MOODY MANOR		13			13
WORLD WRESTLING ENTERTAINMENT			13	100%	13
DEVEREUX FLORIDA CHILDRENS CENTER			13	100%	13
MISSOURI DEPARTMENT OF HEALTH AND SENIOR SERVICES			13	100%	13
AVENTURA HOSPITAL AND MEDICAL CENTER			13	100%	13
RED MOUNTAIN DIAGNOSTICS		13			13
CVS TX8351POCT BEAUMONT		11	2	15%	13
VILLA OF KINGS AND QUEENS OF DELRAY		13			13
MAINSTREET FAMILY SELECT		1	12	92%	13
MEDEXPRESS URGENT CARE - CHRISTIANBURG		9	4	31%	13
MINUTECLINIC DIAGNOSTIC OF TN PC #386		12	1	8%	13
MEDEXPRESS URGENT CARE - SALEM		9	4	31%	13
QHG OF ENTERPRISE INC (DBA MEDICAL CTR		13			13
BARRANCO CLINIC,THE	3	9	1	8%	13
CVS NY549POCT RIDGEWOOD		10	3	23%	13
NAPLES GREEN VILLAGE		12	1	8%	13
BROOKDALE DELAND			13	100%	13
AFC URGENT CARE - CEDAR GROVE		11	2	15%	13

# COVID-19: testing by laboratory

Data through May 24, 2021 verified as of May 25, 2021 at 09:25 AM

Data in this report are provisional and subject to change.

The numbers in the table below represent the number of Florida and non-Florida residents for whom test results were received by the Department of Health. A person can be tested by more than one laboratory and can have both positive and negative results. **Therefore, the sum of the numbers in each column will be larger than the total number of people tested.**

Reporting lab	Inconclusive	Negative	Positive	Percent positive	Total
VA Primary Care Clinic at Meharry		12	1	8%	13
MINUTE CLINIC LLC # 2033		11	2	15%	13
MINUTECLINIC DIAGNOSTIC OF MINNESOTA		12	1	8%	13
CVS MA6505POCT NEWTON		13			13
CVS NC2313POCT RALEIGH		11	2	15%	13
LAKELAND VOLUNTEERS IN MEDICINE INC		10	3	23%	13
WANTAGH URGENT CARE		10	3	23%	13
CROSS CARE CENTER			13	100%	13
COMPASS URGENT CARE		8	5	38%	13
PHASE2 LABS	2	9	2	15%	13
ST CLOUD COMPOUNDING PHARMACY & WELLNESS CENTER		12	1	8%	13
AVALON MEDICAL WALK IN CLINIC			13	100%	13
ORCHID COVE		3	10	77%	13
SHELBY COUNTY HEALTH CARE CORPORATION		10	3	23%	13
CVS MINUTE CLINIC DIAGNOSTIC PA #3060		11	2	15%	13
NATIONAL GENETICS INST LABCORP		4	9	69%	13
SAMARITAN MEDICAL CENTER		13			13
PUTNAM COUNTY HEALTH DEPARTMENT		13			13
URGENT MEDICAL CENTER INC		5	8	62%	13
ORMOND MEDICAL ARTS		3	10	77%	13
MINUTE CLINIC DIAGNOSTIC OF SC, LLC #42		12	1	8%	13
SOMA MEDICAL CENTER PA #4			13	100%	13
CVS GA3766POCT DACULA		11	2	15%	13
GULF COAST MEDICAL GROUP		5	8	62%	13
THE PLAZA AT PARKSQUARE		13			13
VIBRANT AMERICA		10	2	17%	12
ST PETER'S UNIVERSITY HOSPITAL		9	3	25%	12
Highland Pines Health and Rehab		11	1	8%	12
IMMUNOGENOMICS LLC		8	4	33%	12
PASSPORT HEALTH			12	100%	12
MONROE COUNTY HOSPITAL		9	3	25%	12
LONGWOOD PEDIATRICS LLC			12	100%	12
CFS WELLNESS AND MED SPA LLC			12	100%	12
BAYONET POINT HOSPITAL			12	100%	12
ADVENTHEALTH MEDICAL GROUP CARE CLINIC AT		8	4	33%	12
FHCP-PORT ORANGE		3	9	75%	12
LIFE CARE OF PORT SAINT LUCIE		3	9	75%	12
ACADIAN DIAGNOSTIC LABORATORIES		8	4	33%	12
CVS MINUTE CLINIC DIAGNOSTIC OF TEXAS,LLC		10	2	17%	12
HEWLETT URGENT CARE, PLLC		12			12
GENESIS		8	4	33%	12
MEDPRO URGENT CARE CENTER INC		12			12
CVS MA594POCT FALMOUTH		11	1	8%	12
CVS CT1123POCT SOUTHURY		12			12
MINUTE-CLINIC DIAGNOSTIC OF VIRGINIA,		11	1	8%	12
CVS NC3319POCT CHARLOTTE		9	3	25%	12
BENSONHURST URGENT CARE		11	1	8%	12

# COVID-19: testing by laboratory

Data through May 24, 2021 verified as of May 25, 2021 at 09:25 AM

Data in this report are provisional and subject to change.

The numbers in the table below represent the number of Florida and non-Florida residents for whom test results were received by the Department of Health. A person can be tested by more than one laboratory and can have both positive and negative results. **Therefore, the sum of the numbers in each column will be larger than the total number of people tested.**

Reporting lab	Inconclusive	Negative	Positive	Percent positive	Total
FAMILY HEALTH CENTER AT PORT ST JOHN		4	8	67%	12
COLISEUM MED CTR LLC/COLISEUM MED CTRS		9	3	25%	12
CVS MA1022POCT CAMBRIDGE		12			12
ST. PETERSBURG PEDIATRICS			12	100%	12
MEDEXPRESS URGENT CARE - MAPLE DRIVE		11	1	8%	12
BROWARD DIALYSIS			12	100%	12
BRITO MEDICAL CENTER		10	2	17%	12
MEDEXPRESS URGENT CARE CHARLESTON		8	4	33%	12
METALABDX		12			12
SAMARITAN HOSPITAL LABORATORY		11	1	8%	12
GULF COAST REGIONAL BLOOD CENTER			12	100%	12
ORLANDO FAMILY MEDICAL INC		12			12
VERITAS RESEARCH CORP			12	100%	12
FAMILY MEDICINE AT HUNTERS CREEK		12			12
ALL CHILDREN'S HOSPITAL DEPT OF GENERAL PEDIATRICS			12	100%	12
BROOKDALE CITRUS			12	100%	12
MINUTECLINIC #8760		12			12
LEON CHD		12			12
Maury Regional Hospital		6	6	50%	12
ILLINOIS DEPARTMENT OF PUBLIC HEALTH		2	10	83%	12
WINKLER COURT □		10	2	17%	12
FAMILY MEDICINE AT LONGWOOD			12	100%	12
THE POTTER'S HOUSE AT CANNON POINT		12			12
WHEELER LABORATORY		11	1	8%	12
IREPERTOIRE_MOL_LAB		12			12
Westchester General Hospital			12	100%	12
CVS CT2210POCT RIVERSIDE		12			12
MINUTECLINIC DIAGNOSTIC OF TN PC #240		10	2	17%	12
MI2297090CV HOLLAND-23D2189684		12			12
TMH PHYSICIAN PARTNERS - MONTICELLO		10	2	17%	12
MEDEXPRESS URGENT CARE - FORT WORTH S		10	2	17%	12
MINUTECLINIC DIAGNOSTIC OF RHODE ISLAN		12			12
DEPARTMENT OF PUBLIC HEALTH		12			12
CULVER-STOCKTON COLLEGE		10	2	17%	12
AMERICAN HOUSE FORT MYERS		12			12
MINUTECLINIC DIAGNOSTIC OF TN PC #5671		8	4	33%	12
FAMILY PRACTICE OF DAVIE INC			12	100%	12
CARROLL GARDENS URGENT CARE		12			12
DELAWARE PUBLIC HEALTH LABORATORY		2	10	83%	12
COLLIER COUNTY HEALTH DEPT.		7	5	42%	12
MINUTECLINIC DIAGNOSTIC OF NEW JERSEY,		11	1	8%	12
STUYVESANT URGENT CARE		12			12
MERCY HEALTH—MUSKEGON		7	5	42%	12
GUIDANCE / CARE CENTER, INC		12			12
WOODLAND TOWERS		6	6	50%	12
GLEN OAKS HEALTH AND REHABILITATION CENTER			12	100%	12
JOHNS HOPKINS ALL CHILDRENS			12	100%	12

# COVID-19: testing by laboratory

Data through May 24, 2021 verified as of May 25, 2021 at 09:25 AM

Data in this report are provisional and subject to change.

The numbers in the table below represent the number of Florida and non-Florida residents for whom test results were received by the Department of Health. A person can be tested by more than one laboratory and can have both positive and negative results. **Therefore, the sum of the numbers in each column will be larger than the total number of people tested.**

Reporting lab	Inconclusive	Negative	Positive	Percent positive	Total
FLORIDA DEPARTMENT OF HEALTH WASHINGTON COUNTY		7	5	42%	12
MINUTECLINIC, LLC, DBA MINUTECLINIC #4		11	1	8%	12
CVS SC7556POCT WEST COLUMBIA		11	1	8%	12
DES PLAINES CLINICAL LAB		3	9	75%	12
HNL LAB MEDICINE		9	3	25%	12
MERIDIAN AT WATERWAYS, THE		10	2	17%	12
ACCENTCARE		12			12
MEDEXPRESS URGENT CARE - MONROE		12			12
SUWANNEE COUNTY JAIL		11	1	8%	12
TERRACINA LLC		6	6	50%	12
LAB UNKNOWN		1	11	92%	12
APPLE DIAGNOSTICS LAB		5	7	58%	12
SUMTER COUNTY HEALTH DEPARTMENT		7	5	42%	12
VITALANT		1	11	92%	12
CARLOS PORTU MD, PLLC			12	100%	12
JOHN W NORRIS III MD PA	1		11	92%	12
Rosewood Healthcare and Rehabilitation Center		5	7	58%	12
MAINE DEPARTMENT OF HEALTH AND HUMAN SERVICES			12	100%	12
PALM BEACH PATHOLOGY		9	3	25%	12
URGENT TEAM MANAGEMENT OF TENNESSEE		10	2	17%	12
FLORIDA DEPT OF HEALTH		4	8	67%	12
DOCTORS HOSPITAL LAB MEDICAL OFFICE BUILDING			12	100%	12
GEORGE W FERGUSON MD-CONCIERGE MEDICAL SERVICES PL		11	1	8%	12
THE MARY IMOGENE BASSETT HOSPITAL		12			12
PANCARE HEALTH - WEWA ELEMENTARY			12	100%	12
CARE FAST MURABELLA		7	5	42%	12
MEDEXPRESS URGENT CARE - BEECH GROVE		11	1	8%	12
SENIOR HOME CARE INC		12			12
VILLA HEALTH NH LLC		10	2	17%	12
STPET		10	2	17%	12
OHIO STATE UNIVERSITY MEDICAL CENTER			12	100%	12
IMMACULATE HOUSE AT COUNTRYSIDE		12			12
MINUTECLINIC DIAGNOSTIC OF PA, LLC (1036)		10	2	17%	12
MEDEXPRESS URGENT CARE - WINCHESTER GATEWAY		9	2	18%	11
CVS NJ617POCT CEDAR GROVE		10	1	9%	11
WALK-IN MEDICAL CARE			11	100%	11
ASSOCIATES IN MEDICINE		7	4	36%	11
URGENT TEAM - HUNTSVILLE		9	2	18%	11
MOUNT DORA PEDIATRICS		9	2	18%	11
NIGHT LITE PEDIATRICS CENTER		1	10	91%	11
CUMBERLAND HEIGHTS		11			11
UMHC/SYLVESTER AT KENDALL		1	10	91%	11
LONG ISLAND JEWISH FOREST HILLS HOSPITAL		11			11
CAREATC NEXTERA HEALTH CENTER / GO			11	100%	11
CVS MD2956POCT NEW MARKET		10	1	9%	11
St. Annes Nursing Center, St. Annes Residence, Inc.		11			11
WALGREENS #03287		11			11

# COVID-19: testing by laboratory

Data through May 24, 2021 verified as of May 25, 2021 at 09:25 AM

Data in this report are provisional and subject to change.

The numbers in the table below represent the number of Florida and non-Florida residents for whom test results were received by the Department of Health. A person can be tested by more than one laboratory and can have both positive and negative results. **Therefore, the sum of the numbers in each column will be larger than the total number of people tested.**

Reporting lab	Inconclusive	Negative	Positive	Percent positive	Total
USCG ABBOTT BINAXNOW		6	5	45%	11
WYCLIFFE BIBLE TRANSLATORS		11			11
MINUTECLINIC DIAG OF IND, LLC #2387		9	2	18%	11
ASSOCIATES MD CYPRESS CREEK			11	100%	11
NORTH PINELLAS CHILDRENS MEDICAL CENTER INC			11	100%	11
SEMORAN FAMILY HEALTH LLC		10	1	9%	11
BOCA RATON REGIONAL HOSPITAL LAB			11	100%	11
TRIDENT BIOMETRICS		10	1	9%	11
MONROE COUNTY FIRE RESCUE		10	1	9%	11
APPALACHIAN REGIONAL HEALTHCARE SYSTEM		10	1	9%	11
CVS NC7051POCT WAKE FOREST		11			11
WALK IN MEDICAL URGENT CARE PC		11			11
CVS IL8747POCT CHICAGO		10	1	9%	11
ST VINCENT'S ST CLAIR		8	3	27%	11
WEST DADE PEDIATRICS			11	100%	11
CVS MO8590POCT KANSAS CITY		7	4	36%	11
AZALEA HEALTH		2	9	82%	11
CARINGTON MANOR		11			11
PHOEBE PUTNEY MEMORIAL HOSPITAL		11			11
TROPICANA		5	6	55%	11
CVS CT1109POCT BETHEL		11			11
ADVENTHEALTH ORLANDO INTERNATIONAL AIRPORT		1	10	91%	11
URGENT CARE OF LONGWOOD		1	10	91%	11
MINUTE CLINIC LLC #4017		11			11
MEDEXPRESS URGENT CARE - WILLIAMSPORT		10	1	9%	11
JBSA-SAM HOUSTON			11	100%	11
MICHIGAN DEPARTMENT OF COMMUNITY HEALTH		1	10	91%	11
UF HEALTH		1	10	91%	11
ILLINOIS DEPT OF PUBLIC HEALTH LAB - SPRINGFIELD			11	100%	11
CVS MINUTE CLINIC DIAGNOSTIC MED GRP OF CAL		10	1	9%	11
CELEBRATION PEDIATRICS PA			11	100%	11
CVS SC7334POCT LEXINGTON		10	1	9%	11
WINTER PARK CARE AND REHABILITATION			11	100%	11
MEDEXPRESS URGENT CARE PARKERSBURG		9	2	18%	11
PRIMECARE ACQUISITION FAMILY PRACTICE INC		11			11
CVS TX7827POCT ROUND ROCK		11			11
THE TERRACE OF SAINT CLOUD		9	2	18%	11
INVECLINIC US, LLC		11			11
RIVERVIEW REGIONAL MEDICAL CENTER		9	2	18%	11
Charles George VAMC		11			11
SEMINOLE COUNTY CORRECTIONAL FACILITY		1	10	91%	11
BIOTECH CLINICAL LABORATORIES, INC.		1	10	91%	11
NHC HealthCare Anniston		11			11
VETERANS AFFAIRS MEDICAL CENTER - OUTPATIENT			11	100%	11
WALGREENS - STORE #9479		9	2	18%	11
HEALTH NETWORK LABORATORIES		7	4	36%	11
CVS CA9165POCT SAN DIEGO		11			11



# COVID-19: testing by laboratory

Data through May 24, 2021 verified as of May 25, 2021 at 09:25 AM

Data in this report are provisional and subject to change.

The numbers in the table below represent the number of Florida and non-Florida residents for whom test results were received by the Department of Health. A person can be tested by more than one laboratory and can have both positive and negative results. **Therefore, the sum of the numbers in each column will be larger than the total number of people tested.**

Reporting lab	Inconclusive	Negative	Positive	Percent positive	Total
IPSUM DIAGNOSTICS LLC		11			11
NEW HAMPSHIRE DEPARTMENT OF HEALTH AND HUMAN SERVICES		3	8	73%	11
AIM LABORATORIES			11	100%	11
CLAYMED OF NORTH FLORIDA			11	100%	11
KIDSVILLE PEDIATRICS			11	100%	11
NIGHT LITE PEDIATRICS CENTER, LLC		1	10	91%	11
CVS IL8751POCT CHICAGO		11			11
ATHENS VETERINARY DIAGNOSTIC LABORATOR		11			11
CVS TX7151POCT HUMBLE		9	2	18%	11
REDMED CLINIC OF ARLINGTON		10	1	9%	11
WELLSTAR ATLANTA MEDICAL CENTER LABORA		10	1	9%	11
VIRTUA WEST JERSEY HOSPITAL VOORHEES		9	2	18%	11
CVS NC5591POCT STATESVILLE		9	2	18%	11
CVS PA233POCT NEWTOWN SQUARE		11			11
NORTH OKALOOSA PHYSICIAN GROUP		10	1	9%	11
MEDICAL CENTER AFFILIATES WEST PALM			11	100%	11
WALGREENS #04217		10	1	9%	11
CVS GA2236POCT WOODSTOCK		11			11
UNIVERSITY MEDICAL CENTER		8	3	27%	11
CARENOW URGENT CARE-GREEN HILLS		10	1	9%	11
NORTHEAST FLORIDA HEALTH SERVICES, INC DBA FAMILY HEALTH SOURCE			11	100%	11
CREATIVE TESTING SOLUTIONS		4	7	64%	11
MINUTE CLINIC DIAG OF IND LLC #8674		11			11
MEDICAL ASSOCIATES OF ENGLEWOOD PC		10	1	9%	11
MINUTECLINIC LLC #5010		9	2	18%	11
ORLANDO HEALTH PHYSICIAN ASSOCIATES		4	7	64%	11
NASCAR EVENT MANAGEMENT, LLC		11			11
LUXOR SCIENTIFIC LLC		1	10	91%	11
WATSON HEALTHCARE		8	3	27%	11
PHYSICIANS REGIONAL MEDICAL CTR - COLLIER BLVD			11	100%	11
PRIME MEDICAL CARE, LLC		11			11
CHARLOTTE COUNTY HEALTH DEPARTMENT	1	5	5	45%	11
ELLIS HOSPITAL LABORATORY		10	1	9%	11
MONTEFIORE MEDICAL CENTER LABORATORIES - NORTH		11			11
ONEIDA HEALTHCARE CENTER		9	2	18%	11
ST JOSEPHS HOSPITAL PATHOLOGY LAB		8	3	27%	11
FRESENIUS KIDNEY CARE DUNEDIN			11	100%	11
CREATIVE PHARMACY SOLUTIONS EAST		11			11
METHODIST HOSPITAL			11	100%	11
CARENOW URGENT CARE - EAST NASHVILLE		9	2	18%	11
UNIVERSITY CENTRA CARE		10	1	9%	11
ALCOVE ASSISTED LIVING FACILITY		11			11
EXPRESS TEST			11	100%	11
FHPG_EXP CARE W HILLSBOROUGH		1	10	91%	11
PINELLAS COUNTY HEALTH DEPARTMENT		2	9	82%	11
SEACOAST PATHOLOGY PROFESSIONAL ASSOC		10	1	9%	11
COMMUNITY MEDICAL AND DENTAL CARE INC		11			11

# COVID-19: testing by laboratory

Data through May 24, 2021 verified as of May 25, 2021 at 09:25 AM

Data in this report are provisional and subject to change.

The numbers in the table below represent the number of Florida and non-Florida residents for whom test results were received by the Department of Health. A person can be tested by more than one laboratory and can have both positive and negative results. **Therefore, the sum of the numbers in each column will be larger than the total number of people tested.**

Reporting lab	Inconclusive	Negative	Positive	Percent positive	Total
DMH STEINHATCHEE FAMILY MEDICINE		8	3	27%	11
BERRYHILL MANOR		11			11
TELEVISIT PALM BAY FAMILY PRACTICE		9	2	18%	11
CVS CA9963POCT SAN DIEGO		11			11
CARENOW URGENT CARE-MT JULIET		8	3	27%	11
GENOPTIX MEDICAL LABORATORY		10	1	9%	11
MINUTECLINIC, LLC #1470		10	1	9%	11
VITAS HEALTH INC		5	6	55%	11
45TH 1		11			11
WINDSOR OF GAINESVILLE		11			11
BAYSIDE URGENT CARE CENTER INC		1	10	91%	11
CVS MA299POCT WORCESTER		11			11
CVS SC4286POCT EASLEY		5	6	55%	11
MINUTECLINIC DIAGNOSTIC OF SC, LLC #7		9	2	18%	11
URGENT CARE CENTER AT PINNACLE		4	7	64%	11
CVS MA2172POCT NORTH GRAFTON		11			11
CROSSROADS URGENT CARE, PLLC		11			11
BROWARD HEALTH CARE			10	100%	10
ST JOSEPH'S HOSPITAL NORTH LABORATORY			10	100%	10
PRORENATA LABS		2	8	80%	10
COMMUNITY HEALTH CENTER		2	8	80%	10
MOSOLF PEDIATRICS			10	100%	10
DOH-TAMPA BRANCH LABORATORY (MLK BLVD)		4	6	60%	10
PRIMARY CARE SPECIALISTS OF ORLANDO		9	1	10%	10
ELEMENT PRIMARY CARE LLC		9	1	10%	10
CHILDREN'S HEALTHCARE OF ATLANTA/EGLESTON		10			10
CBC LAB		3	7	70%	10
CVS MA1852POCT MEDWAY		10			10
BEAUMONT LABORATORY			10	100%	10
Avalon Healthcare and Rehabilitation Center			10	100%	10
MEDEXPRESS URGENT CARE, JOHNSTOWN		9	1	10%	10
MINUTE CLINIC INCORPORATE		10			10
TENNESSEE DEPARTMENT OF HEALTH (TDH) - CENTRAL LABORATORY		2	8	80%	10
JACKSON CLINIC PA,THE		6	4	40%	10
Chestnut Park Rehabilitation and Nursing Center		10			10
LAKE PEDIATRICS			10	100%	10
ALABAMA DEPARTMENT OF PUBLIC HEALTH		1	9	90%	10
FLORIDA CLINICAL LAB		1	9	90%	10
ACCESS PHARMACY		10			10
SONATA VERO BEACH		10			10
NEW JERSEY DEPARTMENT OF HEALTH COMMUNICABLE DISEASE SERVICE		3	7	70%	10
MEDEXPRESS URGENT CARE - WASHINGTON		8	2	20%	10
Centrastate Medical Center		9	1	10%	10
MINUTECLINIC DIAGNOSTIC OF NEVADA #87		5	5	50%	10
MINUTECLINIC DIAGNOSTIC OF NORTH CAROLINA PC #5341		7	3	30%	10
BROOKDALE PANAMA CITY		9	1	10%	10
EXCEL URGENT CARE OF PARAMUS LLC		10			10

# COVID-19: testing by laboratory

Data through May 24, 2021 verified as of May 25, 2021 at 09:25 AM

Data in this report are provisional and subject to change.

The numbers in the table below represent the number of Florida and non-Florida residents for whom test results were received by the Department of Health. A person can be tested by more than one laboratory and can have both positive and negative results. **Therefore, the sum of the numbers in each column will be larger than the total number of people tested.**

Reporting lab	Inconclusive	Negative	Positive	Percent positive	Total
MINUTECLINIC DIAGNOSTIC OF VIRGINIA, LLC #1656		10			10
PEACE OF MIND REHAB CENTER		10			10
IU HEALTH PATHOLOGY		1	9	90%	10
BELLE GLADES HEALTH CLINIC			10	100%	10
ALABAMA MEDICAL GROUP		10			10
MINUTECLINIC DIAGNOSTIC OF OHIO #4401		10			10
MIAMI COMPREHENSIVE MEDICINE GROUP PA		4	6	60%	10
NORTHSHORE UNIVERSITY HEALTHSYSTEM EVANSTON HOSPITAL LAB			10	100%	10
CVS TN4624POCT KNOXVILLE		9	1	10%	10
SOUTHEASTERN PEDIATRIC ASSOCIATES			10	100%	10
MINUTECLINIC, LLC #09202		8	2	20%	10
COLLIER BLVD HMA PHYSICIAN MANAGEMENT,, LLC			10	100%	10
CHIEFLAND MEDICAL CENTER LLC			10	100%	10
ENCOMPASS HEALTH REHABILITATION HOSPI		10			10
FLORIDA SCHOOL FOR THE DEAF AND THE BLIND		1	9	90%	10
DAU ORTHODONTICS		9	1	10%	10
PANCARE HEALTH - VERNON ELEMENTARY			10	100%	10
CVS PHARMACY #8800		8	2	20%	10
DEPARTMENT OF HEALTH AND HUMAN SERVICES LANSING			10	100%	10
NASSAU UNIVERSITY MEDICAL CENTER DEPT		9	1	10%	10
SUPERIOR RESIDENCES OF CLERMONT		2	8	80%	10
SOUTH FLORIDA ENT ASSOCIATES, INC			10	100%	10
SARASOTA PERSONAL MEDICINE		7	3	30%	10
ANY LAB TEST NOW INC			10	100%	10
WILLIAMSBURGH CHAI CARE		9	1	10%	10
VASCONCELLO COHEN MD PA		9	1	10%	10
ORLANDO MEDICAL CENTER PL		1	9	90%	10
SOMA MEDICAL CENTER MD PA #7 PEDIATRICS			10	100%	10
MEDICAL LABORATORY DIAGNOSTICS			10	100%	10
OKLAHOMA STATE DEPARTMENT OF HEALTH-PUBLIC HEALTH LABORATORY			10	100%	10
NOT INDICATED		1	9	90%	10
LAKE BALDWIN CBOC		9	1	10%	10
CVS MA507POCT LEOMINSTER		8	2	20%	10
CVS PHARMACY NO 274		9	1	10%	10
NATURE COAST REGIONAL MEDICAL CENTER		1	9	90%	10
GO PATH LABORATORIES			10	100%	10
BREVARD FAMILY WALK IN CLINIC			10	100%	10
LEHIGH REGIONAL MEDICAL CENTER LABORATORY		4	6	60%	10
MINUTECLINIC DIAGNOSTIC OF NORTH CAROLINA PC #7054		7	3	30%	10
KR AT COLLEGE HARBOR		10			10
MAINSTREET FAMILY CARE			10	100%	10
MEDEXPRESS URGENT CARE-PETERS TWP		9	1	10%	10
HIGH TOWER ALF LLC		9	1	10%	10
MOLECULAR PATHOLOGY LABORATORY			10	100%	10
RPC@HODGES		2	8	80%	10
ARBORS OF GULF BREEZE, THE		8	2	20%	10
MINUTECLINIC DIAG OF IND LLC #8651		9	1	10%	10

# COVID-19: testing by laboratory

Data through May 24, 2021 verified as of May 25, 2021 at 09:25 AM

Data in this report are provisional and subject to change.

The numbers in the table below represent the number of Florida and non-Florida residents for whom test results were received by the Department of Health. A person can be tested by more than one laboratory and can have both positive and negative results. **Therefore, the sum of the numbers in each column will be larger than the total number of people tested.**

Reporting lab	Inconclusive	Negative	Positive	Percent positive	Total
PM PEDIATRICS OF BAYSIDE PLLC		10			10
CVS DC1340POCT WASHINGTON		10			10
PALMS WEST HOSPITAL			10	100%	10
MINUTECLINIC DIAGNOSTIC OF OHIO #3407		9	1	10%	10
WALGREENS # 09788		9	1	10%	10
MEDEXPRESS URGENT CARE - FAYETTEVILLE		8	2	20%	10
DOMINICAN COLLEGE STUDENT HEALTH CENTE		8	2	20%	10
CARESOUTH HHA HOLDINGS OF THE BAY AREA LLC□		10			10
FLEMING ISLAND CENTER FOR CLINICAL RESEARCH		10			10
MEDEX REGIONAL LABORATORIES LLC		1	9	90%	10
CORONA PATHOLOGY		10			10
VILLAGES HEALTH, THE		4	6	60%	10
WALGREENS #10972	1	9			10
VILLAGE PLACE HEALTH AND REHAB		9	1	10%	10
ARCHBOLD MEMORIAL HOSPITAL/LAB		3	7	70%	10
BROOKDALE WEST MELBOURNE			10	100%	10
GILCHRIST COUNTY FIRE DEPARTMENT		4	6	60%	10
New York Harbor Harbor HCS - Brooklyn Campus		9	1	10%	10
PBC PREMIER FAMILY HEALTH			10	100%	10
ALBANY MEDICAL CENTER		9	1	10%	10
EMERGENCY MEDICAL CENTER		4	6	60%	10
CVS NJ715POCT WAYNE		10			10
NORTHEAST ALABAMA REGIONAL MEDICAL CENTER		7	3	30%	10
VENICE GREEN VILLAGE		3	7	70%	10
PLYMOUTH HARBOR INCORPORATED		9	1	10%	10
CHEMISYS LABORATORIES		2	8	80%	10
DEPT OF VA MEDICAL CENTER - RICHMOND		9	1	10%	10
LAWRENCE TECHNOLOGICAL UNIVERSITY		10			10
SAVANNAH MANOR ASSISTED LIVING COMMUNITY			10	100%	10
VETERNANS ADMINISTRATION			10	100%	10
KEY TRAINING CENTER			10	100%	10
CHRISTUS ST VINCENT LABORATORY - ZIA		10			10
WELLSTAR WEST GEORGIA MEDICAL CENTER		9	1	10%	10
ISLAND COAST PEDIATRICS IN-HOUSE LAB		10			10
ROSEMONT GARDENS INC		9	1	10%	10
MINUTECLINIC #2860		7	3	30%	10
NEUROSCIENCE AND SPINE ASSOCIATES, PL		8	2	20%	10
NORTHSIDE HOSPITAL ATLANTA		4	6	60%	10
Consulate Health Care at West Altamonte			10	100%	10
HCR MANORCARE		10			10
CITY OF TALLAHASSEE		10			10
GLADES COUNTY DETENTION CENTER		1	9	90%	10
KEY WEST URGENT CARE, INC		3	7	70%	10
BETTER AT HOME		10			10
MEDEXPRESS URGENT CARE-KATY		7	3	30%	10
NORTON HEALTHCARE			10	100%	10
JOHN T MATHER MEMORIAL HOSPITAL LABORATORY		9	1	10%	10

# COVID-19: testing by laboratory

Data through May 24, 2021 verified as of May 25, 2021 at 09:25 AM

Data in this report are provisional and subject to change.

The numbers in the table below represent the number of Florida and non-Florida residents for whom test results were received by the Department of Health. A person can be tested by more than one laboratory and can have both positive and negative results. **Therefore, the sum of the numbers in each column will be larger than the total number of people tested.**

Reporting lab	Inconclusive	Negative	Positive	Percent positive	Total
WALGREENS #07589		9	1	10%	10
PALM BEACH CDH - DELRAY BEACH			10	100%	10
Woodstock Nursing and Rehabilitation Center		9			9
CVS TX10016POCT PRINCETON		9			9
PUTNAM FAMILY CARE INC		3	6	67%	9
KINGSWAY MEDICAL CENTER INC		6	3	33%	9
CVS OH3458POCT BEAVERCREEK		9			9
MINUTE CLINIC DIAGNOSTIC OF MICHIGAN PC		9			9
CVS IN6551POCT MOORESVILLE		7	2	22%	9
UHEALTH UNIVERSITY OF MIAMI			9	100%	9
MEDICAL CENTER, THE		8	1	11%	9
TRINITY PEDIATRICS			9	100%	9
ALLIANCE HEALTH AND REHABILITATION CENTER		9			9
NEMOURS CHILDREN'S PRIMARY CARE VERO BEACH			9	100%	9
CVS MINUTE CLINIC DIAGNOSTIC OF KANSAS, PA		9			9
CVS TN7289POCT SIGNAL MOUNTAIN		9			9
WESTCHESTER GENERAL HOSPITAL BLOOD GAS LAB			9	100%	9
MEDEXPRESS URGENT CARE - RICHMOND, NINE MILE RD		8	1	11%	9
CVS MD1881POCT DUNKIRK		9			9
BIRMINGHAM VAMC		5	4	44%	9
FLORIDA HEART AND VASCULAR MULTISPECIALTY GROUP		8	1	11%	9
EP LTC PHARMACY		7	2	22%	9
NORTHWEST FLORIDA COMMUNITY HOSPITAL LABORATORY		8	1	11%	9
PENSACOLA CLUSTER			9	100%	9
KINDRED_AIMS		9			9
SCHOOL OF PHARMACY AND PHARMACEUTICAL		9			9
CALIFORNIA DEPARTMENT OF PUBLIC HEALTH		3	6	67%	9
NORTHSIDE MEDICAL CENTER		9			9
ORLANDO HEALTH PHYSICIAN GROUP INC		6	3	33%	9
GCPM MANUAL MICROBIOLOGY		1	8	89%	9
SKR MEDICAL ADVISORS		9			9
CVS GA2841POCT LAWRENCEVILLE		9			9
CVS MO8556POCT KANSAS CITY		8	1	11%	9
MINUTECLINIC # 21110		7	2	22%	9
MEDEXPRESS URGENT CARE - BATTLE CREEK		6	3	33%	9
SUNCREST OMNI		9			9
CHILDREN'S HEALTH CENTER INC.		7	2	22%	9
ENCOMPASS HOME HEALTH OF THE SOUTHEAST LLC		9			9
MILLER COUNTY HOSPITAL		9			9
MINUTECLINIC, LLC #03268		8	1	11%	9
WALGREENS #09304		7	2	22%	9
WALGREENS #10264		9			9
THE READING HOSPITAL & MEDICAL CENTER			9	100%	9
ROSECASTLE			9	100%	9
CVS OH6123POCT CINCINNATI		6	3	33%	9
CVS MINUTE CLINIC DIAGNOSTIC OF NEW JERSEY		9			9
DISCOVERY VILLAGE AT STUART		5	4	44%	9



# COVID-19: testing by laboratory

Data through May 24, 2021 verified as of May 25, 2021 at 09:25 AM

Data in this report are provisional and subject to change.

The numbers in the table below represent the number of Florida and non-Florida residents for whom test results were received by the Department of Health. A person can be tested by more than one laboratory and can have both positive and negative results. **Therefore, the sum of the numbers in each column will be larger than the total number of people tested.**

Reporting lab	Inconclusive	Negative	Positive	Percent positive	Total
MAGNOLIA MANOR			9	100%	9
ORLANDO FAMILY PHYSICIANS			9	100%	9
FLORIDA ADDICTION AND RECOVERY CENTER INC		9			9
OMNI			9	100%	9
SCOTTS PHARMACY		8	1	11%	9
CVS NC6402POCT DAVIDSON		6	3	33%	9
CORE OCCUPATIONAL RESOURCES, LLC		5	4	44%	9
CIAN DIAGNOSTICS			9	100%	9
CVS RI1717POCT 1 CVS DR			9	100%	9
CVS NJ862POCT MARLBORO		8	1	11%	9
URGENT TEAM - NASHVILLE		8	1	11%	9
SUPREME LABORATORY			9	100%	9
ST CHARLES HOSPITAL LABORATORY		9			9
WATERFORD AT CREEKSIDE, THE			9	100%	9
PATEL MEDICAL VENTURES		8	1	11%	9
MINUTECLINIC DIAGNOSTIC OF TN PC #242		6	3	33%	9
WINTER PARK INTERNAL MEDICINE MD PA		7	2	22%	9
MINUTE CLINIC DIAGNOSTIC OF PENNSYLVANIA		9			9
HOME CARE PHARMACY OF PALM COAST INC		9			9
MARINA ISLE ASSISTED LIVING		9			9
Consulate Health Care of Brandon		7	2	22%	9
LOREY ALF		9			9
CVS PA1074POCT KENNETT SQUARE		8	1	11%	9
DIXITKUMAR N MODI MD PA			9	100%	9
STATEN ISLAND CHAI CARE		8	1	11%	9
CVS MINUTE CLINIC DIAG OF IND LLC #5206		8	1	11%	9
Nashville Central Laboratory		9			9
MINUTECLINIC DIAGNOSTIC MED GRP OF CA		8	1	11%	9
HEALTHY MINORS PEDIATRIC URGENT CARE		7	2	22%	9
JUPITER CLINIC			9	100%	9
INDIANA STATE DEPARTMENT OF HEALTH LABORATORIES			9	100%	9
MINUTECLINIC DIAGNOSTIC OF KANSAS PA		9			9
MEDEXPRESS URGENT CARE - HOT SPRINGS		9			9
MINUTECLINIC DIAG OF IND, LLC #10190		8	1	11%	9
PONTE VEDRA PLASTIC SURGERY		9			9
MEDEXPRESS URGENT CARE - SWANSEA, N ILLINOIS ST		8	1	11%	9
WADSWORTH CENTER - DAVID AXELROD INSTITUTE		8	1	11%	9
CITYMD		1	8	89%	9
ACCESS CARE MEDICAL GROUP LLC		2	7	78%	9
MIDMICHIGAN MEDICAL CENTER			9	100%	9
CVS MA1845POCT WILMINGTON		8	1	11%	9
NITIN BAWA PROFESSIONAL ASSOCIATES			9	100%	9
ETHOS LABORATORIES		7	2	22%	9
CVS IN3975POCT JEFFERSONVILLE		6	3	33%	9
CVS PA4077POCT BELLE VERNON		9			9
Louis Stokes Cleveland VA - Midtown Dialysis Center		9			9
OSWEGO HOSPITAL LABORATORY		8	1	11%	9

# COVID-19: testing by laboratory

Data through May 24, 2021 verified as of May 25, 2021 at 09:25 AM

Data in this report are provisional and subject to change.

The numbers in the table below represent the number of Florida and non-Florida residents for whom test results were received by the Department of Health. A person can be tested by more than one laboratory and can have both positive and negative results. **Therefore, the sum of the numbers in each column will be larger than the total number of people tested.**

Reporting lab	Inconclusive	Negative	Positive	Percent positive	Total
WALGREENS #09475		8	1	11%	9
CVS CA9721POCT ARCADIA		9			9
MEDEXPRESS ELKINS		9			9
LYNN UNIVERSITY INC		9			9
CVS TX7825POCT FRISCO		7	2	22%	9
FLORIDA CENTER FOR DERMATOLOGY LABORATORY			9	100%	9
RANDOLPH DIABETES AND WELLNESS		8	1	11%	9
TIFT REGIONAL HLTH SYSTEM, INC DBA SOU		9			9
MEDICANA NURSING AND REHAB CENTER			9	100%	9
ST VINCENT'S CHILTON		7	2	22%	9
HARMONIOUS HOME HEALTH, LLC		9			9
FLORIDA HOSPITAL WINTER PARK		7	2	22%	9
COMPASS PROVIDENCE URGENT CARE LLLP			9	100%	9
Sunset Lake Health and Rehabilitation Center		8	1	11%	9
MINUTECLINIC OF NEVADA-2955 S FT APACH		9			9
NORTHSIDE HOSPITAL		2	7	78%	9
GULF COAST PEDIATRICS OF SARASOTA PA		2	7	78%	9
CVS TX1104POCT ALLEN		8	1	11%	9
CHAPTERS HEALTH HOSPICE		9			9
CVS CT718POCT ANSONIA		9			9
HEALTH AND WELLNESS CENTER		1	8	89%	9
CVS OH2342POCT WEST CHESTER		7	2	22%	9
MOULTRIE CREEK NURSING AND REHAB			9	100%	9
PEDIATRIC HEALTH CARE ALLIANCE			9	100%	9
LEMOYNE COLLEGE WELLNESS CENTER FOR		9			9
MINUTE CLINIC DIAGNOSTIC OF VIRGINIA, LLC #7543		7	2	22%	9
BEAUMONT EMERGENCY CENTER			9	100%	9
MEDEXPRESS URGENT CARE - IRVING		9			9
CVS MA394POCT SEEKONK		9			9
MINUTE CLINIC LLC #1448		8	1	11%	9
VAIL VALLEY MEDICAL CENTER			9	100%	9
REMISE OCCUPATIONAL HEALTH SOLUTIONS INC			9	100%	9
CVS GA7064POCT STOCKBRIDGE		9			9
PBSO HEALTH AND WELLNESS CENTER		1	8	89%	9
BAYFRONT HEALTH ST PETERSBURG		8	1	11%	9
Baptist Village Retirement Communities		9			9
MEDERI CARETENDERS VS OF SE FL LLC DBA		8	1	11%	9
OUR HOME AT BEACON HILL			9	100%	9
ST. CLOUD PHARMACY AND WELLNESS CENTER		5	4	44%	9
PRECISION GENETICS			9	100%	9
CENTREX CLINICAL LABS INC		9			9
MINUTECLINIC, LLC #1452		8	1	11%	9
GLEN FALLS HOSPITAL DEPARTMENT OF PATHOLOGY		8	1	11%	9
MONROE URGENT CARE		8	1	11%	9
UCARE			9	100%	9
FHPG_EXP CARE PALM HARBOR			9	100%	9
MINUTECLINIC MINUTECLINIC #4977		5	4	44%	9

# COVID-19: testing by laboratory

Data through May 24, 2021 verified as of May 25, 2021 at 09:25 AM

Data in this report are provisional and subject to change.

The numbers in the table below represent the number of Florida and non-Florida residents for whom test results were received by the Department of Health. A person can be tested by more than one laboratory and can have both positive and negative results. **Therefore, the sum of the numbers in each column will be larger than the total number of people tested.**

Reporting lab	Inconclusive	Negative	Positive	Percent positive	Total
INSPIRED LIVING AT PALM BAY		7	2	22%	9
CAYUGA COUNTY HEALTH DEPARTMENT		8	1	11%	9
SUNSHINE STATE DIALYSIS			9	100%	9
AFC/DOCTORS EXPRESS NORTH BERGEN		7	2	22%	9
CANDLER HOSPITAL PATHOLOGY LABORATORY		7	2	22%	9
BRENNITY AT VERO BEACH, THE			9	100%	9
CLEARWATER PEDIATRIC CARE		1	8	89%	9
MINUTECLINIC #2797		9			9
MINUTE CLINIC #8979		8	1	11%	9
MEDEXPRESS URGENT CARE - STAUNTON		5	4	44%	9
MEDEXPRESS URGENT CARE - STATE COLLEGE		7	2	22%	9
PIEDMONT HENRY HOSPITAL, INC		9			9
PALM BAY URGENT CARE PL		1	8	89%	9
FLORIDA MENTOR		7	2	22%	9
WINDSOR OF SAN PABLO, THE		6	3	33%	9
NORTHERN DUTCHESS HOSPITAL LABORATORY		7	2	22%	9
DASCENA LABORATORY			9	100%	9
MOBILE RESPONSE DIAGNOSTICS LLC		8	1	11%	9
NORTHSIDE GWINNETT HOSPITAL		8	1	11%	9
MANATEE COUNTY CENTRAL JAIL		9			9
SYNEXUS CLINICAL RESEARCH US INC		2	7	78%	9
BUENA VIDA ESTATES			9	100%	9
MEDHELP NARROWS		9			9
CVS PA10034POCT PITTSBURGH		9			9
ADVENTHEALTH MEDICAL GROUP FAMILY AND INTERNAL		8	1	11%	9
CVS OH3476POCT TIPP CITY		8	1	11%	9
SIMPLE LABORATORIES LLC		9			9
CVS NC3803POCT MOORESVILLE		8	1	11%	9
SV DIAGNOSTIC LAB			9	100%	9
PROVIDENCE LABORATORY SERVICES		8			8
CVS MD4371POCT OCEAN CITY		8			8
NORTHSIDE HOSPITAL- CHEROKEE		6	2	25%	8
MINUTECLINIC MINUTECLINIC #921		7	1	13%	8
BROWNE MEDICAL LLC		6	2	25%	8
ALL CHILDREN'S HOSPITAL		1	7	88%	8
CVS IN6654POCT INDIANAPOLIS		7	1	13%	8
The Grand at Rome Nursing and Rehabilitation		8			8
MINUTECLINIC DIAGNOSTIC OF VIRGINIA, LLC #1980		6	2	25%	8
WHITE SANDS OUTPATIENT SERVICES (WSOP SERVICES LLC)		8			8
LONGWOOD FAMILY MEDICINE		2	6	75%	8
MEDEXPRESS URGEN CARE - EAST BRUNSWICK		8			8
HEALTHMARK REGIONAL HOSPITAL LAB		4	4	50%	8
CVS PA2582POCT SPRINGFIELD		6	2	25%	8
MARION OAKS ASSISTED LIVING		8			8
MEDEXPRESS URGENT CARE, BUTLER		5	3	38%	8
ADVENTHEALTH CAR CENTER APOPKA			8	100%	8
CVS KY2332POCT GEORGETOWN		7	1	13%	8

# COVID-19: testing by laboratory

Data through May 24, 2021 verified as of May 25, 2021 at 09:25 AM

Data in this report are provisional and subject to change.

The numbers in the table below represent the number of Florida and non-Florida residents for whom test results were received by the Department of Health. A person can be tested by more than one laboratory and can have both positive and negative results. **Therefore, the sum of the numbers in each column will be larger than the total number of people tested.**

Reporting lab	Inconclusive	Negative	Positive	Percent positive	Total
MINUTECLINIC DIAGNOSTICS OF IND LLC		5	3	38%	8
DORAL URGENT CARE			8	100%	8
CVS SC4382POCT SPARTANBURG		8			8
ATLANTIC CONSOLIDATED LABORATORY		8			8
HACKENSACK UNIV MED CTR-PATHOLOGY DEPT		8			8
CAREPOINT CLINIC		5	3	38%	8
PREMIER MEDICAL CLINIC		6	2	25%	8
CVS CA9103POCT ESCONDIDO		8			8
DANIEL M LIBBY MD PLLC		8			8
ALLEGRO - TAMPA	1	4	3	38%	8
LAKE CONWAY URGENT CARE LLC		2	6	75%	8
CVS HEALTH, #1994		6	2	25%	8
ROBERT WOOD JOHNSON HOSPITAL		7	1	13%	8
DIAGNOSTIC CLINIC		7	1	13%	8
CARE ATC - CITY OF BOYNTON BEACH	1	2	5	63%	8
CVS NC5532POCT SUMMERFIELD		8			8
ORMOND BEACH CENTRA CARE			8	100%	8
EMBRY-RIDDLE AERONAUTICAL UNIVERSITY HEALTH			8	100%	8
DOCTOR'S IN-HOUSE LAB/COMMUNITY HEALTH CENTERS OF PINELLAS - CLEARWATE			8	100%	8
CLAY PRIMARY & FAMILY CARE LLC			8	100%	8
MEDEXPRESS URGENT CARE - MT LEBANON		5	3	38%	8
FLORIDA DIGESTIVE AND LIVER SPECIALISTS		7	1	13%	8
Florida Clinical Laboratory		1	7	88%	8
HARBORCHASE OF DR PHILLIPS		7	1	13%	8
HUNTINGTON VILLAGE URGENT CARE		8			8
SYLVESTER AT PLANTATION LABORATORY		7	1	13%	8
Rutgers Health Rwj University Hospital - Laboratory		5	3	38%	8
KIS URGENT CARE			8	100%	8
DOCTOR'S IN HOUSE LAB			8	100%	8
SHEEPSHEAD BAY URGENT CARE		8			8
Northport VAMC		8			8
MEDEXPRESS URGENT CARE - HUNTINGTON WE		8			8
FOUNTAINVIEW BY FIVE STAR QUALITY CARE		7	1	13%	8
CVS SC2250POCT COLUMBIA		8			8
CVS IL8750POCT CHICAGO		6	2	25%	8
AIRCARE INTERNATIONAL		7	1	13%	8
MINUTECLINIC DIAGNOSTIC OF OHIO #7790		6	2	25%	8
MEDEXPRESS URGENT CARE-PASADENA		8			8
SALINE CARE NURSING & REHABILITATION CENTER		8			8
LEWIS COUNTY MANOR		8			8
SLOPESIDE LABS AND TESTING, LLC - THE HIDEOUT AT BUTTERMILK MOUNTAIN		8			8
FHCP-ORANGE CITY			8	100%	8
MEDEXPRESS URGENT CARE - YORK		5	3	38%	8
PBC FOUND CARE INC			8	100%	8
PALM BEACH COUNTY HEALTH DEPARTMENT LABORATORY			8	100%	8
URGENT TEAM - MUSCLE SHOALS		8			8
BAPTIST OUTPATIENT			8	100%	8

# COVID-19: testing by laboratory

Data through May 24, 2021 verified as of May 25, 2021 at 09:25 AM

Data in this report are provisional and subject to change.

The numbers in the table below represent the number of Florida and non-Florida residents for whom test results were received by the Department of Health. A person can be tested by more than one laboratory and can have both positive and negative results. **Therefore, the sum of the numbers in each column will be larger than the total number of people tested.**

Reporting lab	Inconclusive	Negative	Positive	Percent positive	Total
SURGOINSVILLE PHARMACY		8			8
TRUE HEALTH		5	3	38%	8
CVS MA634POCT KINGSTON		6	2	25%	8
MINUTE-CLINIC DIAGNOSTIC OF VIRGINIA, LLC #794		7	1	13%	8
CVS OH2543POCT CANFIELD		5	3	38%	8
CVS PA813POCT RICHBORO		8			8
GOLISANO CHILDREN'S HOSPITAL OF SOUTHWEST FLORIDA		6	2	25%	8
NOVADX		2	6	75%	8
MINUTECLINIC, LLC #1796		7	1	13%	8
ALACHUA COUNTY HEALTH DEPARTMENT		1	7	88%	8
PAUL GRECO MD CONCIERGE MEDICAL SERVICES PL		8			8
NORTHDALREHABILITATION CENTER			8	100%	8
ADVENTHEALTH MEDICAL GROUP INTERNAL MEDICINE AT		3	5	63%	8
MCR HEALTH LAWTON CHILES ADMINISTRATION STE A		1	7	88%	8
LAB UNKNOW		6	2	25%	8
OHIO DEPARTMENT OF HEALTH			8	100%	8
KEYSTONE PLACE AT NAPLES PRESERVE		4	4	50%	8
WELLIGENT		1	7	88%	8
ADVANCED RESEARCH FOR HEALTH IMPROVEMENT		6	2	25%	8
DOTHAN PEDIATRIC CLINIC			8	100%	8
DR. PHILLIPS MEDICAL WELLNESS CENTER		4	4	50%	8
CVS IN6713POCT BLOOMINGTON		8			8
MINUTECLINIC DIAG OF IND, LLC #6910		8			8
CVS AZ9210POCT SCOTTSDALE		8			8
MINUTECLINIC DIAGNOSTIC OF VIRGINIA, LLC		8			8
UNIVERSITY OF WASHINGTON MEDICAL CENTER			8	100%	8
JX REF LAB			8	100%	8
MEDEXPRESS URGENT CARE - GLENDALE		8			8
INTERNAL MEDICINE ASSOCIATES OF JACKSON HOSPITAL			8	100%	8
MID-HUDSON VALLEY DIVISION OF WESTCHESTER MEDICAL		8			8
BIOTECH PHARMACEUTICAL GROUP LLC			8	100%	8
CVS ME329POCT PORTLAND		8			8
APEX HOME HEALTH CARE		7	1	13%	8
Enterprise Health and Rehabilitation Center		8			8
LIFE CARE CITRUS COUNTY			8	100%	8
SEA LEVEL LABS			8	100%	8
COMPASSION PEDIATRIC URGENT CARE LLC		2	6	75%	8
TERENCE B MITCHELL MD, INC		4	4	50%	8
GENEUS DIAGNOSTICS			8	100%	8
MINUTECLINIC, LLC #03965		8			8
MINUTE-CLINIC DIAGNOSTIC OF VIRGINIA, LLC #3949		8			8
MAGNOLIA PEDIATRICS GROUP LLC			8	100%	8
WYOMING COUNTY COMMUNITY HOSPITAL LABORATORY		8			8
MINUTECLINIC DIAGNOSTIC OF KENTUCKY		8			8
VENTURA HEALTH AND REHABILITATION CENTER		7	1	13%	8
THE WOLFF CENTER FOR CHILD & ADOLESCENT HEALTH			8	100%	8
X-GENE MOLECULAR LABS		1	7	88%	8



# COVID-19: testing by laboratory

Data through May 24, 2021 verified as of May 25, 2021 at 09:25 AM

Data in this report are provisional and subject to change.

The numbers in the table below represent the number of Florida and non-Florida residents for whom test results were received by the Department of Health. A person can be tested by more than one laboratory and can have both positive and negative results. **Therefore, the sum of the numbers in each column will be larger than the total number of people tested.**

Reporting lab	Inconclusive	Negative	Positive	Percent positive	Total
FLORIDA DEPARTMENT OF HEALTH IN SARASOTA COUNTY		7	1	13%	8
PARTNERS PHARMACY OF FLORIDA LLC		8			8
CVS SC4122POCT TAYLORS		8			8
DEPARTMENT OF HEALTH- CITRUS COUNTY		1	7	88%	8
CVS IN8669POCT INDIANAPOLIS		7	1	13%	8
CAPRONA GROUP HOME		2	6	75%	8
CVS OH2518POCT COLUMBUS		7	1	13%	8
PRIMBIO RESEARCH INSTITUTE LLC		8			8
MEDEXPRESS URGENT CARE - CULPEPER		8			8
HENDRY REGIONAL CONVENIENT CARE CENTER			8	100%	8
CVS NV9841POCT RENO		4	4	50%	8
NEW YORK PHYSICIANS LLP		8			8
VENICE REGIONAL MEDICAL CENTER			8	100%	8
LOVELACE MEDICAL CENTER		8			8
MEDEXPRESS - WILMINGTON CONCORD PIKE		7	1	13%	8
BLOOMING GARDENS OF CARE INC		8			8
GEISINGER MEDICAL CENTER		2	6	75%	8
FLORIDA DIGESTIVE AND LIVER SPECIALIST		8			8
CONSULATE HEALTH CARE		7	1	13%	8
CVS NC7057POCT SHELBY		6	2	25%	8
CIGNA ONSITE HEALTH LLC		2	6	75%	8
WEXFORD HEALTH SOURCES INC		8			8
LOUISIANA DEPT OF HEALTH			8	100%	8
SARAH LAWRENCE COLLEGE HEALTH SERVICES		8			8
MARTHA A PRICE MD PA		3	5	63%	8
HERNANDO PASCO HOSPICE INC		7	1	13%	8
LEVY COUNTY SHERRIF'S DEPT			8	100%	8
BENEVA LAKES HEALTHCARE & REHAB CENTER			8	100%	8
WIREGRASS MEDICAL CENTER			8	100%	8
MINUTECLINIC, LLC #05038		8			8
GREENVILLE MEMORIAL HOSPITAL LAB			8	100%	8
EXECUTIVE MEDICAL SERVICES		8			8
MEDEXPRESS URGENT CARE PORT HURON		7	1	13%	8
FHMG_FM AND IM AVALON PARK		2	6	75%	8
MEDEXPRESS URGENT CARE - CLARKSBURG		7	1	13%	8
CHIEFLAND MEDICAL CENTER		1	7	88%	8
MINUTECLINIC DIAG OF IND LLC #1138		7	1	13%	8
TRUSTBRIDGE			8	100%	8
ST CHARLES BEND LABORATORY		7	1	13%	8
SOMA MEDICAL CENTER PA #3 GREENACRES			8	100%	8
MEDEXPRESS URGENT CARE - TARENTUM		6	2	25%	8
BARTON PARKER OD PC		8			8
BEECHTREE MOLECULAR LAB LLC			8	100%	8
ENTRUST IMMEDIATE CARE			8	100%	8
SOUTHERN CORRECTIONAL MEDICINE LLC		8			8
COMPASSION PEDIATRICS		3	5	63%	8
CVS NJ836POCT RUNNEMEDE		8			8

# COVID-19: testing by laboratory

Data through May 24, 2021 verified as of May 25, 2021 at 09:25 AM

Data in this report are provisional and subject to change.

The numbers in the table below represent the number of Florida and non-Florida residents for whom test results were received by the Department of Health. A person can be tested by more than one laboratory and can have both positive and negative results. **Therefore, the sum of the numbers in each column will be larger than the total number of people tested.**

Reporting lab	Inconclusive	Negative	Positive	Percent positive	Total
PHYSICIANS FOR CHILDREN			8	100%	8
Jewish Home of Rochester		8			8
COMPREHENSIVE CLINICAL RESEARCH, LLC			8	100%	8
INTERNAL MEDICINE AND AESTHETICS OF NAPLES LLC		8			8
MEDEXPRESS URGENT CARE - MIDLOTHIAN		7	1	13%	8
CVS CT750POCT ENFIELD		8			8
CVS NC3853POCT BURLINGTON		6	2	25%	8
DOH JACKSONVILLE CENTRAL LABORATORY		3	5	63%	8
SANITAS LAUDERDALE LAKES			8	100%	8
PUTNAM COUNTY EMERGENCY RESCUE SERVICE		5	3	38%	8
Robert Wood Johnson University Hospital		6	2	25%	8
MEDEXPRESS URGENT CARE MORGANTOWN		8			8
CVS PA1296POCT DREXEL HILL		6	2	25%	8
Edward Hines, Jr. VA Hospital		7	1	13%	8
NEOGENOMICS LABORATORIES, INC		8			8
MINUTECLINIC DIAG OF IND, LLC #6648		6	2	25%	8
ALLINA HEALTH - ABBOTT NORTHWESTERN HOSPITAL		5	3	38%	8
VERMONT DEPARTMENT OF HEALTH		1	7	88%	8
MEDEXPRESS URGENT CARE MURRYSVILLE		6	2	25%	8
MEDEXPRESS URGENT CARE - HOLLINS		8			8
HOLY NAME MEDICAL CENTER	1	6	1	13%	8
VIERA PEDIATRICS		2	6	75%	8
GENE STREET LABORATORIES, LLC		6	2	25%	8
PANCARE HEALTH - KATE SMITH ELEMENTARY		1	7	88%	8
CVS KY4779POCT LOUISVILLE		6	2	25%	8
MEDEXPRESS URGENT CARE - EWING		8			8
ST CLOUD PHYSICIAN MANAGMENT LLC		7	1	13%	8
ST. JOSEPH HOSPITAL AND HEALTH CARE INC.			8	100%	8
LAKE NONA PEDIATRICS IN ASSOCIATION WITH NEMOURS		5	2	29%	7
CVS NJ2815POCT E BRUNSWICK		5	2	29%	7
HOLY GARDEN ALF, INC.		7			7
CVS CA9751POCT AGOURA		7			7
MINUTECLINIC DIAGNOSTIC OF NEVADA-9586		6	1	14%	7
VICTORIAN MANOR		2	5	71%	7
CARESOUTH HHA HOLDINGS OF TALLAHASSEE LLC		7			7
PROHEALTH MED		2	5	71%	7
CAPITAL HEALTH PLAN LABORATORIES			7	100%	7
MOUNT SINAI BROOKLYN LABORATORY		6	1	14%	7
CVS IN7653POCT EVANSVILLE		6	1	14%	7
HEALTH CARE LABORATORY SERVICES		1	6	86%	7
BETH ISRAEL DEACONESS MEDICAL CENTER			7	100%	7
USCG SECTOR ST PETE		3	4	57%	7
GAINESVILLE PEDIATRIC ASSOCIATES		1	6	86%	7
UPMC HEALTH SYSTEM		4	3	43%	7
EASTSIDE MEDICAL CENTER		6	1	14%	7
MINUTECLINIC DIAG OF IND LLC #6998		6	1	14%	7
CVS NM8918POCT ALBUQUERQUE		7			7

# COVID-19: testing by laboratory

Data through May 24, 2021 verified as of May 25, 2021 at 09:25 AM

Data in this report are provisional and subject to change.

The numbers in the table below represent the number of Florida and non-Florida residents for whom test results were received by the Department of Health. A person can be tested by more than one laboratory and can have both positive and negative results. **Therefore, the sum of the numbers in each column will be larger than the total number of people tested.**

Reporting lab	Inconclusive	Negative	Positive	Percent positive	Total
Bon Secours Place		6	1	14%	7
MEDEXPRESS URGENT CARE - PRINCETON		6	1	14%	7
FLORIDA DEPARTMENT OF HEALTH IN MIAMI DADE COUNTY		5	2	29%	7
BRADENTON PHYSICIANS MEDICAL CENTER			7	100%	7
BELL-MINOR HOME		7			7
EXPICARE NURSING AGENCY, INC		5	2	29%	7
CENTRAL JERSEY URGENT CARE OF BROWN MI		7			7
CVS TX8322POCT AUSTIN		7			7
SAN DIEGO COUNTY PUBLIC HEALTH LAB			7	100%	7
DEPARTMENT OF HEALTH AND HUMAN SERVICES STATE OF NEW HAMPSHIRE			7	100%	7
CVS MA957POCT WEST SPRINGFIELD		7			7
CVS IL8744POCT BROOKFIELD		7			7
PIEDMONT FAYETTE HOSPITAL		5	2	29%	7
CARENOW URGENT CARE-SOUTHLAKE			7	100%	7
HELIX MEDICAL CENTERS		1	6	86%	7
MEDEXPRESS URGENT CARE-MUNCIE		7			7
FAMILY MEDICINE MEDICAL DRIVE		7			7
WILDLIGHT LAB			7	100%	7
Thermopolis Rehabilitation Wellness		7			7
SOUTHEAST GEORGIA HEALTH SERVICES, LLC		7			7
PANCARE HEALTH - HOSFORD SCHOOL			7	100%	7
CVS MA2600POCT WEYMOUTH		6	1	14%	7
BOONE DRUG & HEALTHCARE AT DEERFIELD			7	100%	7
ST. LUCIE COUNTY HEALTH DEPARTMENT		5	2	29%	7
DEVANSH LAB WERKS		1	6	86%	7
OPTUM PRIMARY CARE - FOUNTAIN OAKS		3	4	57%	7
DELTONA VA CBOC		6	1	14%	7
CVS TN7698POCT KNOXVILLE		7			7
CAMELLIA AT DEERWOOD		2	5	71%	7
MINUTECLINIC LLC (2335)		6	1	14%	7
DOTHAN WEST FAMILY MEDICINE		5	2	29%	7
CVS OH10893POCT PARMA		4	3	43%	7
LAKE CITY CORRECTIONAL FACILITY			7	100%	7
BETHESDA COMMUNITY HEALTH CENTER			7	100%	7
NORTH FLORIDA MEDICAL CENTERS INC		1	6	86%	7
MINUTECLINIC DIAGNOSTIC OF OHIO #6147		6	1	14%	7
Kennedy University Hospital		6	1	14%	7
DIAGNOSTIC & MEDICAL SPECIALISTS OF GREENWICH		5	2	29%	7
POWERS PEDIATRICS			7	100%	7
MIDDLEBURG VA CBOC		5	2	29%	7
CVS TX4397POCT CYPRESS		7			7
DALLAS COUNTY HEALTH AND HUMAN SERVICES			7	100%	7
MINUTECLINIC DIAG OF IND, LLC #6472		7			7
MEDEXPRESS - COLLINSVILLE BELT LINE		5	2	29%	7
DELAWARE DEPARTMENT OF HEATH		6	1	14%	7
APC PEDIATRICS			7	100%	7
MINUTECLINIC DIAG OF IND LLC #6840		6	1	14%	7

# COVID-19: testing by laboratory

Data through May 24, 2021 verified as of May 25, 2021 at 09:25 AM

Data in this report are provisional and subject to change.

The numbers in the table below represent the number of Florida and non-Florida residents for whom test results were received by the Department of Health. A person can be tested by more than one laboratory and can have both positive and negative results. **Therefore, the sum of the numbers in each column will be larger than the total number of people tested.**

Reporting lab	Inconclusive	Negative	Positive	Percent positive	Total
COMMUNITY HEALTH CENTERS OF PINELLAS, INC		4	3	43%	7
GRACE WELLNESS CENTER LLC		6	1	14%	7
SUNSHINE LABORATORY LLC		7			7
MEDEXPRESS URGENT CARE - LOGAN		7			7
CRESTWOOD MEDICAL CENTER		5	2	29%	7
NEMOURS CHILDRENS, LAKE NONA			7	100%	7
LIZS ADULT CARE		7			7
TREASURE COAST INFECTIOUS DISEASE CONSULTANTS		4	3	43%	7
NON-US			7	100%	7
PROGRESS PHARMACY INC		2	5	71%	7
MEDEXPRESS URGENT CARE - WEIRTON		7			7
JUPITER ISLAND PUBLIC SAFETY		5	2	29%	7
PEDIATRICS OF CENTRAL FLORIDA		5	2	29%	7
ECLRS		2	5	71%	7
LYNMOORE,THE		7			7
PURECARE PHARMACY		6	1	14%	7
OCALA REGIONAL KIDNEY CENTER EAST		2	5	71%	7
The Oaks of Clearwater		7			7
COVID TESTING LLC			7	100%	7
YORK HOSPITAL: MICROBIOLOGY			7	100%	7
MEDEXPRESS URGENT CARE-DUBOIS		7			7
WATAUGA MEDICAL CENTER		4	3	43%	7
CVS GA5622POCT DALLAS		5	2	29%	7
SUPERIOR RESIDENCES AT CALA HILLS		7			7
HEARTLAND PEDIATRICS OF LAKE PLACID			7	100%	7
NEMOURS CHILDREN'S HOSPITAL			7	100%	7
MIAMI BEACH COMMUNITY HEALTH CENTER INC			7	100%	7
MINUTECLINIC MINUTECLINIC #3665		7			7
EL PARAISO HOME INC		7			7
MEDEXPRESS - NEWARK		7			7
TESTD			7	100%	7
WISE'S DRUG STORE INC.,		7			7
WALGREENS # 04440		6	1	14%	7
CVS PA1379POCT LANSDALE		6	1	14%	7
PENN MEDICINE PRINCETON MEDICAL CENTER		6	1	14%	7
MINUTECLINIC DIAGNOSTIC OF OHIO #6192		7			7
CAPE REGIONAL URGENT CARE		7			7
PRINCETON BMC LABORATORY		6	1	14%	7
GUTHRIE CORNING HOSPITAL LABORATORY		7			7
SOUTHEAST GEORGIA HEALTH SYSTEM, INC D		7			7
MINUTECLINIC, LLC #1431		6	1	14%	7
Mitchell Hollingsworth Nursing and Rehab		7			7
MEDEXPRESS URGENT CARE-NESHANNOCK TWP		6	1	14%	7
LEE COUNTY HEALTH DEPARTMENT		4	3	43%	7
GARDENS PEDIATRICS			7	100%	7
NELSON BIOLOGICAL			7	100%	7
PALM BEACH DIGESTIVE ASSOCIATES			7	100%	7

# COVID-19: testing by laboratory

Data through May 24, 2021 verified as of May 25, 2021 at 09:25 AM

Data in this report are provisional and subject to change.

The numbers in the table below represent the number of Florida and non-Florida residents for whom test results were received by the Department of Health. A person can be tested by more than one laboratory and can have both positive and negative results. **Therefore, the sum of the numbers in each column will be larger than the total number of people tested.**

Reporting lab	Inconclusive	Negative	Positive	Percent positive	Total
MEDEXPRESS URGENT CARE-HERSHEY		6	1	14%	7
CVS OH3329POCT LAKEWOOD		6	1	14%	7
MD NOW MEDICAL CENTER			7	100%	7
CVS MI8049POCT WATERFORD		6	1	14%	7
CVS OH3080POCT HUBER HEIGHTS		6	1	14%	7
Ocoee Health Care Center		7			7
CVS PA5241POCT CHALFONT		7			7
CVS MA2401POCT MARSHFIELD		6	1	14%	7
DOCTORS CLINICAL LABORATORY, INC		5	2	29%	7
LAWTON CHILES HEALTH CENTER		1	6	86%	7
ADVENTHEALTH CELEBRATION EMPLOYEE CLINIC		7			7
MEDHELP TRUSSVILLE		6	1	14%	7
RIVER OAKS TREATMENT CENTER			7	100%	7
KANSAS DEPARTMENT OF HEALTH		2	5	71%	7
CARENOW URGENT CARE-MADISON		7			7
TITUSVILLE TOWERS ASSISTED LIVING		7			7
METHODIST HEALTHCARE UNIVERSITY HOSPIT		7			7
FARRIOR FACIAL PLASTIC SURGERY		7			7
CVS NH1004POCT SALEM		6	1	14%	7
FLORIDA HOSPITAL KISSIMMEE		4	3	43%	7
PEDIATRICS URGENT CARE, LLC			7	100%	7
KENDALL REGIONAL MEDICAL CNTR			7	100%	7
KIDS CORNER PEDIATRICS PLLC		6	1	14%	7
MAXHEALTH		5	2	29%	7
IAN C BOYKIN MD		4	3	43%	7
CVS MA447POCT NORTHAMPTON		5	2	29%	7
PARADISE VILLA ALF INCORPORATED		7			7
DOCTORS HOSPITAL OF AUGUSTA		7			7
ADVENTHEALTH MEDICALGROUP PEDIATRICS AT ORLANDO		7			7
NU WAVE MEDICAL CENTER			7	100%	7
MINUTE CLINIC DIAGNOSTIC OF VIRGINIA, LLC #6292		6	1	14%	7
PERSONAL PHYSICIAN CARE PA			7	100%	7
DOCTORS OFFICE OF NEW JERSEY		7			7
BLACK STALLION WALK IN AND EXERCISE CLINICS LLC		4	3	43%	7
Hiawatha Care Center		7			7
FLORIDA PREMIER MEDICAL CARE PA			7	100%	7
Parkside Villa		7			7
CVS TN6414POCT SMYRNA		5	2	29%	7
CVS PA2687POCT EXTON		7			7
GRACE REHABILITATION CENTER OF VERO BEACH		4	3	43%	7
GALLUP INDIAN MEDICAL CENTER		7			7
QUE		4	3	43%	7
KINGSTON RESIDENCE OF MARION		7			7
FRESENIUS KIDNEY CARE FORT WALTON BEACH			7	100%	7
EASTERN FLORIDA STATE COLLEGE - PALM BAY CAMPUS			7	100%	7
MEDEXPRESS URGENT CARE, CHAMBERSBURG		6	1	14%	7
FLORIDA HOSPITAL APOPKA		6	1	14%	7



# COVID-19: testing by laboratory

Data through May 24, 2021 verified as of May 25, 2021 at 09:25 AM

Data in this report are provisional and subject to change.

The numbers in the table below represent the number of Florida and non-Florida residents for whom test results were received by the Department of Health. A person can be tested by more than one laboratory and can have both positive and negative results. **Therefore, the sum of the numbers in each column will be larger than the total number of people tested.**

Reporting lab	Inconclusive	Negative	Positive	Percent positive	Total
MINUTECLINIC DIAGNOSTIC OF WISCONSIN, LLC		6	1	14%	7
CVS IL5797POCT CAROL STREAM		7			7
CVS NJ837POCT MARLTON		7			7
CVS SC5479POCT INDIAN LAND		6	1	14%	7
MEDEXPRESS URGENT CARE-SCOTT TOWNSHIP		6	1	14%	7
MEDEXPRESS URGENT CARE - BLUEFIELD		6	1	14%	7
CVS NE5714POCT OMAHA		6	1	14%	7
MINUTECLINIC, LLC (CLINIC 10928)		7			7
IRL MARKET LAB			7	100%	7
NIBHA MEDIRATTA MD PL			7	100%	7
MANATEE MEMORIAL HOSPITAL CLINICAL LABORATORY			7	100%	7
MINUTECLINIC DIAGNOSTIC OF OHIO #2964		7			7
Englewood Health Care Center		7			7
PENINSULA CARE AND REHABILITATION CENTER			7	100%	7
ADVENT HEALTH APOPKA		3	4	57%	7
WOMENS CARE FLORIDA LLC		5	2	29%	7
LEPE'S HOUSE			7	100%	7
PALM GARDEN OF SUN CITY			7	100%	7
MINUTE CLINIC LLC #1831		7			7
THE PALMS REHABILITATION AND HEALTHCARE CENTER		5	2	29%	7
BROOKDALE LAKE ORIENTA			7	100%	7
MEDEXPRESS URGENT CARE - BECKLEY		5	2	29%	7
CVS MINUTE CLINIC DIAGNOSTIC OF TEXAS		6	1	14%	7
FLORIDA CANCER SPECIALISTS & RESEARCH INSTITUTE		6	1	14%	7
GENTRY PARK ORLANDO ASSISTED LIVING		6	1	14%	7
MIAMI RESCUE MISSION CLINIC INC			7	100%	7
DOCTOR'S IN-HOUSE LAB/COMMUNITY HEALTH CENTERS OF PINELLAS -PINELLAS P			7	100%	7
Lenox on the Lake			7	100%	7
ABBEY MANOR RETIREMENT RESIDENCE INC		7			7
MEDEXPRESS - NEW CASTLE, DUPONT HWY		6	1	14%	7
SOUTH COM HEALTH CLINIC, DEPT. OF THE ARMY		7			7
YAZJI PEDIATRIC CARE LLC DBA TUKA PEDIATRICS			7	100%	7
OCALA FAMILY MEDICAL CENTER		7			7
TAMPA FAMILY HEALTH CENTER		1	6	86%	7
BALTIMORE CITY HEALTH DEPT COMMUNICABLE DISEASES AND EPIDEMIOLOGY			7	100%	7
DIXIE COUNTY EMERGENCY SERVICES		1	6	86%	7
BAYCARE MEDICAL GROUP, INC		6	1	14%	7
MANATEE PEDIATRICS			7	100%	7
TRUE HEALTH DIAGNOSTICS		1	6	86%	7
NOVANT HEALTH INPATIENT CARE		2	5	71%	7
AVON PARK PEDIATRICS			7	100%	7
CVS GA5637POCT VILLA RICA		6	1	14%	7
COMPLETE FAMILY CARE, LLC/UNIVERSITY OF SAINT MARY		7			7
WELLMED AT FORT PIERCE		5	2	29%	7
CVS CA8850POCT HUNTINGTON BEACH		6	1	14%	7
NYU WINTHROP HOSPITAL PATHOLOGY		7			7
CVS MA920POCT CLINTON		6			6

# COVID-19: testing by laboratory

Data through May 24, 2021 verified as of May 25, 2021 at 09:25 AM

Data in this report are provisional and subject to change.

The numbers in the table below represent the number of Florida and non-Florida residents for whom test results were received by the Department of Health. A person can be tested by more than one laboratory and can have both positive and negative results. **Therefore, the sum of the numbers in each column will be larger than the total number of people tested.**

Reporting lab	Inconclusive	Negative	Positive	Percent positive	Total
PELICAN LANDING		1	5	83%	6
STARMED FAMILY & URGENT CARE			6	100%	6
CVS NJ2508POCT MANALAPAN		6			6
BROOKDALE CLERMONT			6	100%	6
DOCS URGENT CARE		1	5	83%	6
TEXAS MEDCLINIC			6	100%	6
PHYSICIANS URGENT CARE BERRY FARMS		4	2	33%	6
PALMETTO HEALTH ALLIANCE		3	3	50%	6
CVS MA1095POCT AMHERST		5	1	17%	6
ADVANCED URGENT CARE OF MARATHON		1	5	83%	6
RIVERVIEW ALF OPERATOR LLC		1	5	83%	6
IMA MEDICAL CENTER OF WEST TAMPA		3	3	50%	6
NORTH OKALOOSA CLINIC CORP		3	3	50%	6
MEDEXPRESS URGENT CARE PLEASANT HILLS		5	1	17%	6
St. Josephs Hospital		4	2	33%	6
CLINICAL ASSOCIATES OF ORLANDO LLC		6			6
MENORAH MANOR			6	100%	6
RAPID MEDLAB (004MO)		5	1	17%	6
CVS NH6596POCT HAMPTON		6			6
OCHSNER MEDICAL CENTER			6	100%	6
ADVENTHEALTH MEDICAL GROUP ADULT AND SENIOR HEALTH		1	5	83%	6
PUTNAM HOSPITAL CENTER LABORATORY		6			6
WOODHULL MEDICAL AND MENTAL HEALTH CTR		6			6
UNIVERISTY OF MIAMI			6	100%	6
LRHS Southeastern University		4	2	33%	6
JERSEY SHORE MEDICAL CENTER		6			6
Park Ridge Nursing Center		3	3	50%	6
MASSACHUSETTS PIRATES, LLC		6			6
LUMADOC HEALTH		4	2	33%	6
TAMIAMI LAB MILLENIUM			6	100%	6
SOUTHERN OCEAN MEDICAL CENTER		6			6
CVS AZ9290POCT PHOENIX		5	1	17%	6
MEDEXPRESS URGENT CARE PENNSVILLE		4	2	33%	6
CVS GA2279POCT SUWANEE		6			6
BAYCARE ALLIANT HOSPITAL			6	100%	6
CVS NV2928POCT LAS VEGAS		6			6
CVS TX2263POCT SAN ANTONIO		6			6
Samuel S. Stratton VAMC		6			6
MEDEXPRESS URGENT CARE - FREDERICK		6			6
UNILAB OF DADE INC			6	100%	6
TAVARES VA COMMUNITY OUTPATIENT CLINIC		5	1	17%	6
OVIEDO CHILDRENS HEALTH CENTER LLC		1	5	83%	6
GENEVA GENERAL HOSPITAL LABORATORY		4	2	33%	6
URGENT CARE HOUSECALLS PA		5	1	17%	6
RHEA MEDICAL CENTER		6			6
CVS IL8753POCT CHICAGO		6			6
BROWARD TRANSITIONAL CENTER			6	100%	6

# COVID-19: testing by laboratory

Data through May 24, 2021 verified as of May 25, 2021 at 09:25 AM

Data in this report are provisional and subject to change.

The numbers in the table below represent the number of Florida and non-Florida residents for whom test results were received by the Department of Health. A person can be tested by more than one laboratory and can have both positive and negative results. **Therefore, the sum of the numbers in each column will be larger than the total number of people tested.**

Reporting lab	Inconclusive	Negative	Positive	Percent positive	Total
CVS MA929POCT FRANKLIN		6			6
UNILAB		2	4	67%	6
FLORIDA MEDICAL SPECIALISTS		2	4	67%	6
CVS MD1515POCT LEONARDTOWN		4	2	33%	6
QUALITY MEDICAL CARE			6	100%	6
CVS OK6225POCT EDMOND		6			6
MERCY URGENT CARE			6	100%	6
CDRX INFUSION			6	100%	6
GOPATH LABORATORIES			6	100%	6
SANTOS REHABILITATION CENTER INC			6	100%	6
THE LITTLE CLINIC			6	100%	6
HILLSBOROUGH COUNTY HEALTH DEPARTMENT			6	100%	6
PARADIGM LABORATORIES			6	100%	6
ARC POINT LABS OF AUSTIN NORTH			6	100%	6
ARLINGTON OF NAPLES		6			6
LPG COCONUT POINT - FAMILY/ INTERNAL MEDICINE		6			6
OURMED		5	1	17%	6
CONCENTRA			6	100%	6
ELITE MEDICAL CENTER		1	5	83%	6
VA Boston HCS-West Roxbury Division		5	1	17%	6
CULLMAN REGIONAL URGENT CARE		5	1	17%	6
CONCENTRA - ORLANDO SOUTH II		5	1	17%	6
MEDEXPRESS URGENT CARE SHADYSIDE		5	1	17%	6
Arbors at Marietta		6			6
MANORCARE HEALTH SERVICES			6	100%	6
HELIX KH UC		1	5	83%	6
ManorCare Rehabilitation Center- Decatur		6			6
CVS NC2771POCT CLAYTON		5	1	17%	6
MEDEXPRESS URGENT CARE - VINELAND S MA		6			6
WILLIAM S MIDDLETON MEMORIAL VET HOSP		6			6
ST LUKE'S BOISE REGIONAL MEDICAL CENTER		6			6
PANCARE HEALTH - ALTHA PUBLIC			6	100%	6
ALL4KIDZ PEDIATRICS LLC		3	3	50%	6
STVHCS - Dental Outpatient Clinic		6			6
CVS NE8615POCT LINCOLN		5	1	17%	6
DAVISON HEALTH CENTER WESLEYAN UNIVERS		6			6
PR HEALTH		1	5	83%	6
CENTRAL FLORIDA PRIMARY CARE			6	100%	6
ATLANTIC COMMUNITY HIGH SCHOOL		5	1	17%	6
Advanced Care Center			6	100%	6
FLEET LANDING			6	100%	6
GENTLE MEDICINE ASSOCIATES / DR. REGINE BATAILLE		6			6
CAREWELL 301 - WARWICK			6	100%	6
FIVE TOWNS PREMIER REHABILITATION AND, THE		6			6
QUENTIN N BURDICK MEMORIAL HEALTH CARE		6			6
UF HEALTH PATHOLOGY LABORATORIES			6	100%	6
MINUTECLINIC, LLC #07852		5	1	17%	6

# COVID-19: testing by laboratory

Data through May 24, 2021 verified as of May 25, 2021 at 09:25 AM

Data in this report are provisional and subject to change.

The numbers in the table below represent the number of Florida and non-Florida residents for whom test results were received by the Department of Health. A person can be tested by more than one laboratory and can have both positive and negative results. **Therefore, the sum of the numbers in each column will be larger than the total number of people tested.**

Reporting lab	Inconclusive	Negative	Positive	Percent positive	Total
QUICK CARE MED WALK IN AND URGENT CARE			6	100%	6
BOCA VIPEDIATRICS			6	100%	6
UW MEDICINE VIROLOGY LAB			6	100%	6
MINUTECLINIC DIAGNOSTIC OF NH, LLC (CL		5	1	17%	6
CARL R DARNALL ARMY MEDICAL CENTER			6	100%	6
CVS IN6572POCT INDIANAPOLIS		6			6
CVS MINUTE CLINIC DIAGNOSTIC MED GRP		6			6
NORTH FLORIDA PEDIATRICS JASPER			6	100%	6
MAXCARE CLINIC			6	100%	6
ENIGMA DIAGNOSTIC, INC.			6	100%	6
SARASOTA IMMEDIATE CARE			6	100%	6
CLINICAL LABORATORIES OF THE BUFFALO		5	1	17%	6
CVS IN6605POCT INDIANAPOLIS		5	1	17%	6
Madison Health & Rehabilitation		6			6
RADEAS			6	100%	6
THE DOCTOR'S OFFICE OF WEST CALDWELL		6			6
ADVENT HEALTH - TUSKAWILLA		4	2	33%	6
ASCENSION ST VINCENT'S CLAY COUNTY			6	100%	6
MINUTECLINIC DIAG OF IND, LLC #6483		4	2	33%	6
CELAL GUROL ERBAY, MD			6	100%	6
RURAL HEALTH CARE INC			6	100%	6
TALLAHASSEE MEMORIAL HEALTHCARE			6	100%	6
CHILDREN'S HOSPITAL OF PHILADELPHIA		5	1	17%	6
FAMILY CARE MEDICAL CENTER			6	100%	6
MERCY COLLEGE HEALTH OFFICE		6			6
Northwell Lab		2	4	67%	6
FIFTH AVENUE PEDIATRICS		3	3	50%	6
LAKEVIEW TERRACE HOME HEALTH SERVICES LLC			6	100%	6
CVS OH2486POCT NILES		4	2	33%	6
MEDEXPRESS URGENT CARE - SUMMERSVILLE, WEBSTER RD		6			6
PATHGROUP LABS, LLC		4	2	33%	6
BNR PHARMACY INC		6			6
MEDEXPRESS URGENT CARE - NORTH LITTLE		5	1	17%	6
ST VINCENTS AMBULATORY CARE INC		3	3	50%	6
PENN NURSING CENTER		6			6
NORTHPORT MEDICAL CENTER LAB		6			6
BRIGHT HEALTH CLINIC CORP			6	100%	6
SOLLIS HEALTH			6	100%	6
FLORIDA DEPARTMENT OF HEALTH SEMINOLE COUNTY		1	5	83%	6
PUBLIC HEALTH LAB		6			6
CVS MO10053POCT SAINT PETERS		6			6
MINUTECLINIC DIAGNOSTIC OF OHIO #6139		6			6
WAKEMED		1	5	83%	6
CVS SC5550POCT CLOVER		5	1	17%	6
CURATIVE CARE CENTER INC		1	5	83%	6
DISCOVERY VILLAGE AT DEERWOOD			6	100%	6
WALGREENS #11378		6			6

# COVID-19: testing by laboratory

Data through May 24, 2021 verified as of May 25, 2021 at 09:25 AM

Data in this report are provisional and subject to change.

The numbers in the table below represent the number of Florida and non-Florida residents for whom test results were received by the Department of Health. A person can be tested by more than one laboratory and can have both positive and negative results. **Therefore, the sum of the numbers in each column will be larger than the total number of people tested.**

Reporting lab	Inconclusive	Negative	Positive	Percent positive	Total
RUSH UNIVERSITY MEDICAL CENTER LABORATORY			6	100%	6
GIEBEIG FAMILY MEDICINE PA			6	100%	6
MINUTECLINIC DIAGNOSTIC OF TEXAS, LLC #7435		4	2	33%	6
CARNEGIE HILL PEDIATRICS LLP		5	1	17%	6
MEDEXPRESS URGENT CARE - MBURG COMMONS		5	1	17%	6
PRESBYTERIAN HOME		6			6
CVS IN5696POCT FORT WAYNE		6			6
IVY ROSEN MD PLLC		6			6
Wilkes-Barre VAMC		6			6
GUTHRIE MEDICAL GROUP LABORATORIES		6			6
Army Residence Community		5	1	17%	6
MEDEXPRESS URGENT CARE - ELM GROVE		5	1	17%	6
ST LUKES HOSPITAL LABORATORY		2	4	67%	6
BRANDON REGIONAL EMERGENCY CTR			6	100%	6
MEDNOW URGENT CARE		3	3	50%	6
CAREMOUNT MEDICAL PC		6			6
SOUTHEASTERN DERMATOLOGY GROUP PA		5	1	17%	6
ORLANDO HEALTH PHYSICIAN GROUP			6	100%	6
TULLAHOMA HMA, LLC		5	1	17%	6
MCKENZIE-WILLAMETTE MEDICAL CENTER LAB		6			6
MEDEXPRESS URGENT CARE - CHERRY HILL		6			6
GENESIS FAMILY PRACTICE		3	3	50%	6
ADVENT HEALTH MEDICAL GROUP		5	1	17%	6
ELIAS KANAAN MD PA		6			6
MINUTECLINIC, LLC #07876		5	1	17%	6
CRITICAL MASS GATHERING MEDICINE PLLC		6			6
PLEASANTVILLE OF SEBASTIAN LLC			6	100%	6
ANTHONY-BROWN PHARMACY		6			6
MEDEXPRESS URGENT CARE - WILKES BARRE		5	1	17%	6
MARSHALL MEDICAL CENTER SOUTH LAB		5	1	17%	6
CVS PA2688POCT COLLEGEVILLE		6			6
PRINCIPLE HOSPICE SERVICE, LLC		1	5	83%	6
FAMILY TREE PRIMARY CARE		5	1	17%	6
AMERICAN HEALTH ASSOC. LABORATORY SOUTH		4	2	33%	6
MEDEXPRESS URGENT CARE-PITTSFIELD		6			6
Oakwood - North Baldwins Center for Living		6			6
MEDICAL CENTER AT OCEAN REEF		1	5	83%	6
Kroger 673 - The Little Clinic Dallas		5	1	17%	6
ALLEGRO FLEMING ISLAND		1	5	83%	6
CVS CA9823POCT SACRAMENTO		6			6
PREMIER FAMILY HEALTH PA			6	100%	6
MEDEXPRESS URGENT CARE - WAXAHACHIE, N HIGHWAY 77		4	2	33%	6
FIRST COAST CARDIOVASCULAR INSTITUTE PA			6	100%	6
ADVENTHEALTH GORDON		5	1	17%	6
JOSEF SCHENKER, MD, PC		6			6
WELLSTAR DOUGLAS HOSPITAL LABORATORY		6			6
FLORIDA WOMAN CARE LABORATORY			6	100%	6



# COVID-19: testing by laboratory

Data through May 24, 2021 verified as of May 25, 2021 at 09:25 AM

Data in this report are provisional and subject to change.

The numbers in the table below represent the number of Florida and non-Florida residents for whom test results were received by the Department of Health. A person can be tested by more than one laboratory and can have both positive and negative results. **Therefore, the sum of the numbers in each column will be larger than the total number of people tested.**

Reporting lab	Inconclusive	Negative	Positive	Percent positive	Total
REDMED OF CROSSTOWN		3	3	50%	6
COMPUNET CLINICAL LAB			6	100%	6
RIVER CITY PRIMARY AND URGENT CARE			6	100%	6
HOLLY HILL HOME INFUSION SERVICE		5	1	17%	6
CVS IL4778POCT EVANSTON		6			6
XPRESS URGENT CARE LLC		6			6
MINUTECLINIC, DIAGNOSTIC OF TEXAS, LLC		6			6
AARK LABORATORY		6			6
CVS TX7821POCT LEAGUE CITY		6			6
CVS TX10140POCT THE WOODLANDS		5	1	17%	6
HUNTERS CREEK PEDIATRICS		6			6
DEPARTMENT OF HEALTH AND HUMAN SERVICES DIVISION OF BEHAVIORAL HEALTH		1	5	83%	6
Hunterdon Medical Center Laboratory		6			6
MOBILE HEALTH MEDICAL SERVICES PC		6			6
ST BARNABAS HOSPITAL		6			6
MIZELL MEMORIAL HOSPITAL			6	100%	6
VA OUTPATIENT PHARMACY			6	100%	6
MORGAN STANLEY HEALTH CENTER		6			6
RANDOLPH COUNTY HEALTH & REHABILITATIO		6			6
MINUTECLINIC LLC #5041		2	4	67%	6
ELEVATION HEALTH LABORATORY		6			6
WEST COCOA PHARMACY		3	3	50%	6
HEARTLAND HOME HEALTH CARE		6			6
CAPE REGIONAL URGENT CARE MARMORA		5	1	17%	6
VALSPAR CHAMPIONSHIP		6			6
WALGREENS SARASOTA		5	1	17%	6
CVS AZ5026POCT MESA		6			6
CLINICAL CARE ASSOCIATES			6	100%	6
AMERICAN EAGLE LEESBURG AL LLC DBA VISTA LAKE			6	100%	6
ALVARO J DANGOND MD PA		4	2	33%	6
FLORIDA HEALTH CARE PLANS STIRLING CENTER			6	100%	6
MINUTECLINIC DIAG OF IND, LLC #6553		6			6
MINUTECLINIC DIAG OF IND, LLC #8645		6			6
EXCEL URGENT CARE OF NJ, LLC		4	2	33%	6
PALM HARBOR DERMATOLOGY		4	2	33%	6
ELITE MD GROUP INC		2	4	67%	6
AMERICAN MEDICAL RESPONSE - DENVER		3	3	50%	6
PATIENT FIRST - ALLENTOWN			6	100%	6
MEDEXPRESS URGENT CARE - KOKOMO		6			6
UT MEMPHIS UNIVERSITY HEALTH SERVICES			6	100%	6
MINUTECLINIC DIAGNOSTIC OF TN PC #442		4	2	33%	6
MED EXPRESS URGENT CARE PC - MARYLAND		5	1	17%	6
WG WINDSOR WOODS SH LLC		6			6
CVS MO5655POCT LIBERTY		3	3	50%	6
MEDEXPRESS URGENT CARE - ROCKAWAY		6			6
CVS MA654POCT ACTON		6			6
MEDEXPRESS URGENT CARE - LEDGEWOOD		5	1	17%	6

# COVID-19: testing by laboratory

Data through May 24, 2021 verified as of May 25, 2021 at 09:25 AM

Data in this report are provisional and subject to change.

The numbers in the table below represent the number of Florida and non-Florida residents for whom test results were received by the Department of Health. A person can be tested by more than one laboratory and can have both positive and negative results. **Therefore, the sum of the numbers in each column will be larger than the total number of people tested.**

Reporting lab	Inconclusive	Negative	Positive	Percent positive	Total
FLORIDA HEALTHCARE OF ORLANDO		1	5	83%	6
SPRINGHILL MEMORIAL HOSPITAL		6			6
SAINT PETER'S UNIVERSITY HOSPITAL		6			6
CVS IL117OPOCT JOLIET		6			6
BROWARD COUNTY HEALTH DEPT.			6	100%	6
COVID RAPID LABS		1	5	83%	6
MINUTECLINIC DIAGNOSTIC OF PA LLC		6			6
UT SOUTHWESTERN MEDICAL CENTER			6	100%	6
THE WINDSOR OF OCALA		2	4	67%	6
BAYSHORE POINTE NURSING AND REHAB CENTER			6	100%	6
ABSOLUTE HEALTH		5	1	17%	6
APALACHEE CENTER INC		4	2	33%	6
QUATRACOR PLLC		6			6
CVS NATIONAL HARBOR MD2297714CV		6			6
FLORIDA MEDICAL CLINIC -INTERNAL MED DADE CITY			6	100%	6
PIEDMONT NEWNAN HOSPITAL		5	1	17%	6
CVS OH3393POCT AURORA		5	1	17%	6
FHPG FAMILY MEDICAL CENTER OF TAMPA BAY		1	5	83%	6
SIGNATURE URGENT CARE			6	100%	6
CVS MA1094POCT GREENFIELD		6			6
CITIZENS BAPTIST MEDICAL CENTERS LAB		5	1	17%	6
LOS ALAMOS NATIONAL LABORATORY		6			6
TIMBER CREEK PEDIATRICS		6			6
CVS AZ33POCT TEMPE		6			6
MC DIAGNOSTIC OF CONNECTICUT, PC #252		5	1	17%	6
WELLMED AT APOLLO BEACH BLVD		4	2	33%	6
MARIANNA CBOC		6			6
MORRIS HALL/ST JOSEPH NURSING CENTER		6			6
ADERHOLT MEDICAL, LLC		6			6
CURATIVE TEXAS			6	100%	6
PATIENT FIRST			5	100%	5
REGIONAL MEDICAL CENTER BAYONET POINT			5	100%	5
AFFINITY URGENT CARE			5	100%	5
MEDEXPRESS URGENT CARE - SOUTH PARKERSBURG		5			5
LIFEPLUS HEALTHCARE GROUP INC		5			5
LAKE COUNTY DETENTION CENTER		3	2	40%	5
DAVENPORT PEDIATRICS PA		1	4	80%	5
MEDEXPRESS URGENT CARE MARTINSBURG		3	2	40%	5
OCCMED SOLUTIONS		2	3	60%	5
REHABILITATION CENTER AT JUPITER GARDENS		5			5
REELFOOT FAMILY WALK IN CLINIC		4	1	20%	5
MOUNT SINAI AVENTURA DIAGNOSTIC CENTER			5	100%	5
JUPITER ISLAND MEDICAL CLINIC INC		5			5
Kroger 099 - The Little Clinic Fort Collins		5			5
MEDEXPRESS URGENT CARE - DANVILLE		5			5
FAMILY TREE DNA			5	100%	5
Errera Community Care Center		5			5

# COVID-19: testing by laboratory

Data through May 24, 2021 verified as of May 25, 2021 at 09:25 AM

Data in this report are provisional and subject to change.

The numbers in the table below represent the number of Florida and non-Florida residents for whom test results were received by the Department of Health. A person can be tested by more than one laboratory and can have both positive and negative results. **Therefore, the sum of the numbers in each column will be larger than the total number of people tested.**

Reporting lab	Inconclusive	Negative	Positive	Percent positive	Total
FINLAY		1	4	80%	5
BOND & STEELE CLINIC PA D/B/A BOND CLINIC PA		5			5
COVENANT COLLEGE HEALTH SERVICES		5			5
CVS IL7017POCT BLOOMINGTON		5			5
TMH PHYSICIAN PARTNERS SOUTHWOOD		1	4	80%	5
CVS SC2269POCT COLUMBIA		4	1	20%	5
LAFAYETTE NURSING AND REHAB			5	100%	5
BEACH HOUSE		5			5
Crowne Health Care of Montgomery		5			5
CVS MO4850POCT SPRINGFIELD		5			5
REHABILITATION CENTER OF WINTER PARK,THE		1	4	80%	5
CVS CA9858POCT SANTA CLARITA		4	1	20%	5
EASTCHESTER PEDIATRIC MEDICAL GROUP		5			5
MEDEXPRESS URGENT CARE - WALDORF, CRAIN HWY		5			5
MEDEXPRESS URGENT CARE FOX CHAPEL		5			5
FLORIDA CLINICAL LABORATORY - BIOREFERENCE LABORATORIES		2	3	60%	5
OPTUMCARE FLORIDA, LLC		3	2	40%	5
COMMUNITY HEALTH CENTERS INC			5	100%	5
MEDEXPRESS URGENT CARE-BLOOMFIELD AVEN		4	1	20%	5
UNC HOSPITAL/MCLENDON CLINICAL LABORATORIES			5	100%	5
PM PEDIATRICS OF SELDEN		3	2	40%	5
CARE CENTER OF LAKE PLACID		1	4	80%	5
MEDHELP PELHAM		5			5
SINAI POST ACUTE NURSING AND REHAB CE		5			5
SEASIDE MANOR			5	100%	5
UNIVERSITY OF MIAMI / SCCC RESEARCH LABORATORY			5	100%	5
ENT AND ALLERGY ASSOCIATES OF FLORIDA, LLC			5	100%	5
MIAMI CANCER INSTITUTE			5	100%	5
SKYLINE UROLOGY		5			5
CITRUS HEALTH NETWORK INC		2	3	60%	5
WALGREENS #3811		1	4	80%	5
MEDEXPRESS URGENT CARE - MOUNTAIN HOME		4	1	20%	5
MEDEXPRESS URGENT CARE, MILLCREEK		5			5
COMMONS AT ORLANDO LUTHERAN TOWERS SNF			5	100%	5
PEDIATRIC URGENT HEALTH CARE			5	100%	5
CVS MA217POCT TEWKSBURY		4	1	20%	5
CAREMOUNT MEDICAL PC - BEDFORD URGENT		5			5
ATLANTIC SURGERY CENTER OF JACKSONVILLE BEACH		5			5
RIO PINAR HEALTH CARE			5	100%	5
IMMERSION RESIDENTIAL LLC			5	100%	5
PIEDMONT HOSPITAL LAB			5	100%	5
VA Ann Arbor HCS		4	1	20%	5
MINUTECLINIC DIAGNOSTIC OF PENNSYLVAN		4	1	20%	5
AKRON GENERAL MEDICAL CENTER MAIN		5			5
LIVING WATERS MEDICAL CENTER			5	100%	5
CAPE COD HOSPITAL			5	100%	5
FLORIDA DEPARTMENT OF HEALTH - INVERNESS		3	2	40%	5

# COVID-19: testing by laboratory

Data through May 24, 2021 verified as of May 25, 2021 at 09:25 AM

Data in this report are provisional and subject to change.

The numbers in the table below represent the number of Florida and non-Florida residents for whom test results were received by the Department of Health. A person can be tested by more than one laboratory and can have both positive and negative results. **Therefore, the sum of the numbers in each column will be larger than the total number of people tested.**

Reporting lab	Inconclusive	Negative	Positive	Percent positive	Total
QUEST DIAGNOSTICS PSC		1	4	80%	5
INFECTION CONTROL/ EMPHEALTH		3	2	40%	5
SOUTH FLORIDA FAMILY HEALTH & RESEARCH CTR			5	100%	5
CVS TX5877POCT PEARLAND		5			5
PRL NYC PANDEMIC RESPONSE LAB			5	100%	5
PEDIATRICS OF CENTRAL FLORIDA - POINCIANA		3	2	40%	5
UNIVERSITY OF WASHINGTON MEDICAL CENTER (UWMC) EMERGENCY DEPT.			5	100%	5
THE CLINIC OF PEDIATRICS & GI MEDICINE, INC			5	100%	5
BROOKDALE NEW PORT RICHEY			5	100%	5
CELERION			5	100%	5
AEL KNOXVILLE			5	100%	5
SAFETY HARBOR SENIOR LIVING			5	100%	5
PHOEBE SUMTER MEDICAL CENTER LABORATORY		4	1	20%	5
CVS PA1193POCT JENKINTOWN		5			5
XRL SXF REF LAB		5			5
NORTH DADE NURSING AND REHABILITATION CENTER			5	100%	5
VEIL VALLEY MEDICAL CENTER			5	100%	5
THE UNIVERSITY OF VERMONT MEDICAL CENTER		4	1	20%	5
NOVANT HEALTH UVA		2	3	60%	5
THE DOCTORS CENTER HEALTHCARE-SOUTHSIDE		1	4	80%	5
HEALTHCARE NETWORK OF SOUTHWEST FLORIDA			5	100%	5
SOUTH FLORIDA RESEARCH ORGANIZATION			5	100%	5
PHYSICIANS IMMEDIATE CARE CHICAGO			5	100%	5
STEUBEN COUNTY PUBLIC HEALTH		5			5
WHITE WILSON MEDICAL CENTER - FWB		1	4	80%	5
Kroger 449 - The Little Clinic Mountain Park		4	1	20%	5
ENCOMPASS HEALTH REHABILITATION HOSPITAL OF NORTH		5			5
COLUMBIA MEMORIAL HOSPITAL LABORATORY		5			5
Lake Mary Health and Rehabilitation Center		1	4	80%	5
BOROPARK URGENT CARE		4	1	20%	5
JACKSON SOUTH COMMUNITY HOSPITAL LAB			5	100%	5
MINUTECLINIC, LLC #7139		5			5
MIAMI MEDICAL CONSULTANT PA			5	100%	5
Arbors at Stow		5			5
PHYSICIANS QUALITY CARE			5	100%	5
KETTERING HEALTH			5	100%	5
MEDEXPRESS URGENT CARE - WEST ST PAUL, ROBERT ST S		4	1	20%	5
URGENT CARE OF ERWIN		5			5
MEDEXPRESS URGENT CARE-VINLAND SOUTH		4	1	20%	5
URGENT MED INC		3	2	40%	5
OLEAN GENERAL HOSPITAL		5			5
FLORIDA PRIMARY & SPECIALTY CARE		5			5
MONROE COUNTY DEPT OF PUBLIC HEALTH ST		5			5
CARENOW URGENT CARE - CENTRAL AUSTIN		1	4	80%	5
CVS SC1540POCT MYRTLE BEACH		4	1	20%	5
CVS OH6149POCT UPPER ARLINGTON		2	3	60%	5
MINUTECLINIC DIAGNOSTIC OF OHIO #5060		4	1	20%	5

# COVID-19: testing by laboratory

Data through May 24, 2021 verified as of May 25, 2021 at 09:25 AM

Data in this report are provisional and subject to change.

The numbers in the table below represent the number of Florida and non-Florida residents for whom test results were received by the Department of Health. A person can be tested by more than one laboratory and can have both positive and negative results. **Therefore, the sum of the numbers in each column will be larger than the total number of people tested.**

Reporting lab	Inconclusive	Negative	Positive	Percent positive	Total
Katherine Luther Residential Healthcare		5			5
MONTCLAIR STATE UNIV/HLTH & WELLNESS		5			5
PINES HEALTH MART PHARMACY		5			5
PREMIER MEDICAL LABORATORY	1	2	2	40%	5
PREMIER PEDIATRICS		1	4	80%	5
WESTMINSTER SHORES			5	100%	5
CVS IN6757POCT COLUMBUS		5			5
VIBRA HEALTH LABORATORY			5	100%	5
Wynfield Park Health and Rehabilitation		5			5
EAST BANK HOSPITAL - UNIVERSITY OF MINNESOTA MEDICAL CENTER			5	100%	5
EAST CENTRAL FLORIDA OUT PATIENT IMAGING			5	100%	5
BIOTECH CLINICAL LABORATORY			5	100%	5
MEDEXPRESS URGENT CARE - BECKLEY CROSS		4	1	20%	5
MEDEXPRESS URGENT CARE CHICOPEE		4	1	20%	5
LPG PEDIATRICS AT CAPE CORAL		5			5
PORT ORANGE NURSING & REHAB			5	100%	5
L3HARRIS FAMILY MEDICAL CENTER		1	4	80%	5
INDIAN RIVER PRIMARY CARE PA		5			5
MINUTECLINIC DIAGNOSTIC OF PENNSYLVANIA, LLD #1545		5			5
MINNESOTA DEPARTMENT OF HEALTH PUBLIC HEALTH LABORATORY DIVISION	1		4	80%	5
HELIX URGENT CARE			5	100%	5
BAPTIST HOSPITAL EMPLOYEE HEALTH OFF			5	100%	5
JOHN T MACKAY MD			5	100%	5
AMAVIDA		5			5
APOLLO GARDENS RETIREMENT RESIDENCE CARE		5			5
FOUNDCARE, INC			5	100%	5
MIDDLETON PEDIATRICS			5	100%	5
MEMORIAL HEALTHCARE SYSTEM		1	4	80%	5
MD NOW MEDICAL CENTER INC			5	100%	5
AMI ST FRANCIS HOSPITAL LABORATORY		4	1	20%	5
LABS PLUS LLC		5			5
ADVENTHEALTH MEDICAL GROUP PEDIATRICS		2	3	60%	5
CFP PHYSICIANS GROUP			5	100%	5
MINUTECLINIC, LLC #5707		5			5
FALLSBURG CHAI		5			5
MEDEXPRESS URGENT CARE LAVALE		5			5
URGENT CARE COASTAL GA			5	100%	5
CULLMAN REGIONAL MEDICAL CENTER		3	2	40%	5
Walker BaptistMedCtr		4	1	20%	5
AUGUSTA HEALTH			5	100%	5
RUSSELL SAGE COLLEGE WELLNESS CENTER		5			5
BROOME COUNTY HEALTH DEPARTMENT		4	1	20%	5
ATLANTA PLUS URGENT CARE			5	100%	5
INVERNESS FAMILY CARE HIGH RISK PLLC			5	100%	5
MINUTECLINIC DIAG OF IND, LLC #5369		4	1	20%	5
CVS AZ7841POCT TUCSON		5			5
NAVAL MEDICAL CENTER			5	100%	5



# COVID-19: testing by laboratory

Data through May 24, 2021 verified as of May 25, 2021 at 09:25 AM

Data in this report are provisional and subject to change.

The numbers in the table below represent the number of Florida and non-Florida residents for whom test results were received by the Department of Health. A person can be tested by more than one laboratory and can have both positive and negative results. **Therefore, the sum of the numbers in each column will be larger than the total number of people tested.**

Reporting lab	Inconclusive	Negative	Positive	Percent positive	Total
HELIX DIAGNOSTIX		2	3	60%	5
ELITE CARE			5	100%	5
WEST PACIFIC MEDICAL LABORATORY			5	100%	5
MEDICAL CENTER OF BLOUNTSTOWN			5	100%	5
CATSKILL REGIONAL MEDICAL CENTER		5			5
WILLOW CREEK RETIREMENT CENTER		5			5
MINUTE CLINIC DIAGNOSTIC OF KANSAS PA		5			5
FRESENIUS MEDICAL CARE			5	100%	5
EDITH NOURSE ROGERS MEMORIAL VAMC		5			5
ST JOHNS BIOMEDICAL LAB		5			5
CVS CA9606POCT TEMECULA		5			5
COOPER HOSPITAL/UNIVERSITY MEDICAL		5			5
IVY CREEK URGENT CARE OF ENTERPRISE			5	100%	5
SOUTH BEND MEDICAL FOUNDATION			5	100%	5
CVS PA258POCT MCKEES ROCKS		5			5
FASTCARE LLC			5	100%	5
Hillspring of Springboro		5			5
COPELAND MEDICAL CLINIC		3	2	40%	5
SCIENCE CARE			5	100%	5
FLORIDA PRIMARY CARE AND SPORTS MEDICINE INC		2	3	60%	5
SUTTER TRACY COMMUNITY HOSPITAL			5	100%	5
BLUETAIL MEDICAL GROUP, LLC		4	1	20%	5
FORSYTH HOUSE			5	100%	5
CVS NV408817POCT LAS VEGAS		1	4	80%	5
MEDEXPRESS URGENT CARE - ANDERSON		5			5
MONTEFIORE MEDICAL CENTER LABS MONTEFIORE		4	1	20%	5
MEDEXPRESS URGENT CARE- ALLISON PARK		3	2	40%	5
LIFEGUARD AMBULANCE SERVICE LLC - BAY COUNTY			5	100%	5
CLINICAL CARE INC			5	100%	5
WATERTOWN URGENT CARE PLLC		5			5
AHF PUBLIC HEALTH LABORATORY			5	100%	5
CVS PA1657POCT YORK		4	1	20%	5
JOSEPH SCHENKER MD PC		5			5
PRECISION LABS LLC		2	3	60%	5
WOMACK ARMY MEDICAL CENTER			5	100%	5
DICKSON MEDICAL ASSOCIATES PC PATH LAB		4	1	20%	5
WILSON PEDIATRICS			5	100%	5
WINCHESTER MEDICAL CENTER			5	100%	5
Birchaven		5			5
WYOMING PUBLIC HEALTH LAB			5	100%	5
MINUTECLINIC DIAGNOSTIC MED GRP OF SAN		4	1	20%	5
WELL HEALTH WORKS, LLC - THE GARDEN THEATER		5			5
ARKANSAS DEPARTMENT OF HEALTH			5	100%	5
RELIANT IMMUNE DIAGNOSTICS			5	100%	5
VA PRIMARY CARE ANNEX			5	100%	5
CVS OH6167POCT ASHLAND		5			5
FRESENIUS KIDNEY CARE SOUTH ORLANDO			5	100%	5

# COVID-19: testing by laboratory

Data through May 24, 2021 verified as of May 25, 2021 at 09:25 AM

Data in this report are provisional and subject to change.

The numbers in the table below represent the number of Florida and non-Florida residents for whom test results were received by the Department of Health. A person can be tested by more than one laboratory and can have both positive and negative results. **Therefore, the sum of the numbers in each column will be larger than the total number of people tested.**

Reporting lab	Inconclusive	Negative	Positive	Percent positive	Total
CVS TX7156POCT RICHARDSON		5			5
NORTHWOOD UNIVERSITY-BENNETT SPORTS CENTER		5			5
MINUTECLINIC DIAGNOSTIC PA #3344		5			5
ADVENTHEALTH MEDICAL GROUP COMMUNITY MEDICINE		4	1	20%	5
ALPHADERA LABS, LLC			5	100%	5
KEYSTONE REHABILITATION AND HEALTH CENTER		1	4	80%	5
GENTLE HANDS MOBILE PHLEBOTOMY			5	100%	5
UNIVERSITY OF CHICAGO MEDICAL CENTER LAB			5	100%	5
GULF COAST VETERANS HCS PANAMA CITY OPC		5			5
BRIGHAM AND WOMEN'S HOSPITAL		1	4	80%	5
QUINTON MEMORIAL HEALTH CARE CENTER		5			5
MASSASHUSETTS STATE LAB INSTITUTE		2	3	60%	5
EGL GENETICS DIAGNOSTICS			5	100%	5
OMNICARE PHARMACY OFTEXAS 1, LP DBA OMNICARE		5			5
GOOD SAMARITAN HOSPITAL		3	2	40%	5
TANNER MEDICAL CENTER EAST AL		5			5
ALLIANCE FOR MULTISPECIALTY RESEARCH		5			5
FRANCES WARDE MEDICAL LABORATORY		2	3	60%	5
MEDEXPRESS URGENT CARE - RUNNEMEDE		3	2	40%	5
MEDEXPRESS URGENT CARE - BRIDGEVILLE		5			5
NEW YORK STATE DEPARTMENT OF HEALTH			5	100%	5
CLEVELAND CLINIC MARTIN HEALTH NURSING & RESTORATIVE		5			5
ACCESS 365 URGENT CARE LLC		3	2	40%	5
MEDICAL UNIVERSITY SC HOSPITAL			5	100%	5
INTERNAL MEDICINE & PRIMARY CARE ASSOCIATES, PLC			5	100%	5
Home Health Care Clinic		4	1	20%	5
PRECISION DIAGNOSTICS INC - NJ		5			5
FLORIDA HOSPITAL LAKE MARY		5			5
SOUTHEAST GEORGIA PHYSICIAN ASSOCIATES		4	1	20%	5
WELLMED AT SOUTH STUART		4	1	20%	5
CAREHERE LCS- EUSTIS			5	100%	5
ST JOSEPHS BEHAVIORAL HEALTH CENTER			5	100%	5
HAMILTON MEDICAL CENTER LABORATORY		3	2	40%	5
MINUTECLINIC DIAGNOSTIC OF MICHIGAN, P		5			5
ADVANCED HEART CARE OF SOUTH FLORIDA		5			5
UNIVERISTY OF MEMPHIS ATHLETIC TRAINI		5			5
NORTH SHORE HEMATOLOGY-ONCOLOGY ASSOCIATES, PC		5			5
DIAGNOSTECHS		4	1	20%	5
CVS NC7548POCT FUQUAY VARINA		4	1	20%	5
WALGREENS# 00323		5			5
MASSENA HOSPITAL LABORATORY		5			5
LEVY COUNTY DEPT. OF PUBLIC SAFETY		2	3	60%	5
PINECREST PEDIATRICS GROUP LLC			5	100%	5
FELICIDAD MEDICAL CENTER INC			5	100%	5
PHYSICIANS IMMEDIATE CARE ELGIN			5	100%	5
SIENA COLLEGE SPORTS MEDICINE CENTER		5			5
WASHINGTON STATE DEPARTMENT OF HEALTH PUBLIC HEALTH LABORATORIES			5	100%	5

# COVID-19: testing by laboratory

Data through May 24, 2021 verified as of May 25, 2021 at 09:25 AM

Data in this report are provisional and subject to change.

The numbers in the table below represent the number of Florida and non-Florida residents for whom test results were received by the Department of Health. A person can be tested by more than one laboratory and can have both positive and negative results. **Therefore, the sum of the numbers in each column will be larger than the total number of people tested.**

Reporting lab	Inconclusive	Negative	Positive	Percent positive	Total
SOUTH FLORIDA URGENT CARE CENTERS, LLC			5	100%	5
LabCorp of America			5	100%	5
SJH			5	100%	5
PEDIATRICS OF ALTAMONTE		5			5
LAKEVIEW HEALTHCARE SYSTEM LLC			5	100%	5
VA SALT LAKE CITY HCS		5			5
BAPTIST HEALTH - TOWN CENTER			5	100%	5
ST JOHN'S RIVERSIDE HOSPITAL		4	1	20%	5
RURAL/METRO MIDSOUTH,		5			5
RAS MEDICAL SOLUTIONS, LLC		4	1	20%	5
ELDER ALTERNATIVES INC		3	2	40%	5
CYPRESS CREEK MEDICAL CENTER			5	100%	5
VIDANT MEDICAL CENTER			5	100%	5
CVS MA915POCT BEVERLY		3	2	40%	5
CLINICAL PATHOLOGY LABORATORIES			5	100%	5
URGENT TEAM MANAGEMENT OF TENNESSEE, L		4	1	20%	5
THE RETREAT AT PORT ORANGE			5	100%	5
MARION COUNTY FIRE RESCUE		3	2	40%	5
GRADY MEMORIAL HOSPITAL/MICRO			5	100%	5
HUNT CLUB MEDICAL CARE			5	100%	5
911 URGENT CARE & SURGERY CENTER		5			5
LOYOLA UNIVERSITY MEDICAL CENTER LABORATORY			5	100%	5
WASHINGTON COLLEGE HEALTH SERVICES		5			5
ST LUCIE COUNTY HEALTH DEPARTMENT		4	1	20%	5
SPRINGHILL SENIOR RESIDENCE		5			5
Rosedale Green		5			5
UCF STUDENT HEALTH SERVICES LABORATORY		2	3	60%	5
MINUTECLINIC LLC #3351			5	100%	5
CVS NC2749POCT CONCORD		5			5
FASTMED URGENT CARE			5	100%	5
JOE DIMAGGIO CHILDREN'S HOSPITAL		1	4	80%	5
ADVANCED PEDIATRICS OF BOCA LLC			5	100%	5
CVS MINUTE CLINIC		1	4	80%	5
CARENOW URGENT CARE - WINTER SPRINGS		4	1	20%	5
THONOTOSASSA COMMUNITY HEALTH CENTER		1	4	80%	5
MEDEXPRESS URGENT CARE HUNTINGTON		5			5
DEPARTMENT OF PATHOLOGY ROME MEMORIAL		3	2	40%	5
CVS AZ10150POCT PHOENIX		4	1	20%	5
MINUTECLINIC DIAGNOSTIC MED GRP OF ORA		4	1	20%	5
DAVENPORT PEDIATRICS CLERMONT			5	100%	5
CHILDREN'S HEALTHCARE OF ATLANTA		5			5
FLAGLER HEALTH SERVICES INC			5	100%	5
AHC Decatur County		5			5
CVS MN663POCT APPLE VALLEY		4	1	20%	5
BAYSHORE LABORATORY		4	1	20%	5
NYC PUBLIC HEALTH LABS			5	100%	5
Life Care Center of Estero			5	100%	5

# COVID-19: testing by laboratory

Data through May 24, 2021 verified as of May 25, 2021 at 09:25 AM

Data in this report are provisional and subject to change.

The numbers in the table below represent the number of Florida and non-Florida residents for whom test results were received by the Department of Health. A person can be tested by more than one laboratory and can have both positive and negative results. **Therefore, the sum of the numbers in each column will be larger than the total number of people tested.**

Reporting lab	Inconclusive	Negative	Positive	Percent positive	Total
SMOKY MOUNTAIN URGENT CARE AND FAMILY MEDICINE CENTER			5	100%	5
MEDICAL CENTER ENTERPRISE		1	4	80%	5
Brookcrest Nursing Home		5			5
TANNER MEDICAL CENTER LABORATORY		4	1	20%	5
Georgiana Health and Rehabilitation, LLC		5			5
LABCORP UNSPECIFIED		5			5
PATIENT FIRST - LEESBURG			5	100%	5
MID FLORIDA HEALTH INC			5	100%	5
MEDEXPRESS URGENT CARE- COLUMBIA HEIGH		5			5
GET WELL EXPRESS URGENT CARE & WALK-IN CLINIC			5	100%	5
CHAMPLAIN VALLEY PHYSICIANS HOSPITAL		3	2	40%	5
HAWTHORNE HEALTH AND REHABILITATION			5	100%	5
Oceanside Health & Rehabilitation Center		5			5
ADVENTHEALTH MEDICAL GROUP PEDIATRICS AT APOPKA		5			5
INNOVATIVE COVID-DIVERSEY			5	100%	5
BUEN PASTOR MEDICAL CENTER, INC			5	100%	5
MD ANDERSON CANCER CENTER DI BAY AREA			5	100%	5
NATURE COAST PRIMARY CARE LAB LLC		1	4	80%	5
NORTHERN MICHIGAN UNIVERSITY ATHLETICS		5			5
MID - FLORIDA PATHOLOGY LLC		1	4	80%	5
VA West Los Angeles Medical Center		5			5
GRASSY SPRAIN PHARMACY INC		4			4
PHYSICIANS IMMEDIATE CARE AURORA			4	100%	4
ELEVATION DIAGNOSTICS		4			4
MIAMI COMMUNITY HEALTH CENTER INC		1	3	75%	4
SOUTHLAND SUITES OF LAKE LAND			4	100%	4
MEDICINE SHOPPE #1306 THE		3	1	25%	4
POINTE MEDICAL SERVICES INC		2	2	50%	4
MAYO CLINIC BEACHES PRIMARY CARE CTR		3	1	25%	4
PANCARE HEALTH YOUNGSTOWN			4	100%	4
John L. McClellan Memorial Veterans Hospital		4			4
INTERNAL MEDICINE & PEDIATRICS WELLNESS CENTER		1	3	75%	4
ORLANDO REGIONAL HEALTH SERVICES		2	2	50%	4
GENUS DIAGNOSTICS			4	100%	4
TOTAL FAMILY CARE		4			4
INTERMARKET FACILITY			4	100%	4
NOVANT HEALTH PRESBYTERIAN		2	2	50%	4
CVS OH2381POCT LEWIS CENTER		4			4
PM PEDIATRICS OF BAYSIDE, PLLC - MANHASSET		4			4
SINAI PLAZA NURSING AND REHAB CENTER			4	100%	4
CAPITAL HEALTH LABORATORY INC			4	100%	4
MERCY HOSPITAL			4	100%	4
LIVINGSTON COUNTY DEPT OF HEALTH REPRO			4	100%	4
URGENT CARE - OCONEE		2	2	50%	4
NHC HealthCare, Cookeville		4			4
CVS OH4359POCT HUDSON		4			4
ST CLOUD PHARMACY AND WELLNESS CENTER		2	2	50%	4

# COVID-19: testing by laboratory

Data through May 24, 2021 verified as of May 25, 2021 at 09:25 AM

Data in this report are provisional and subject to change.

The numbers in the table below represent the number of Florida and non-Florida residents for whom test results were received by the Department of Health. A person can be tested by more than one laboratory and can have both positive and negative results. **Therefore, the sum of the numbers in each column will be larger than the total number of people tested.**

Reporting lab	Inconclusive	Negative	Positive	Percent positive	Total
OPP HEALTH AND REHABILITATION		4			4
Stonespring Transitional Care		4			4
ASCENDI HOME HEALTH AGENCY INC			4	100%	4
IMIC INC RESEARCH			4	100%	4
ST PETE DIRECT PRIMARY CARE		2	2	50%	4
James A. Lovell Federal Health Care Center		4			4
MINUTECLINIC DIAG OF IND, LLC #6908		4			4
ARCPOINT LABS OF ALTAMONTE SPRINGS		2	2	50%	4
CVS MA1006POCT BROCKTON		4			4
BEAUFORT MEMORIAL			4	100%	4
DR. G'S URGENT CARE			4	100%	4
SUMNER REGIONAL MEDICAL CENTER		3	1	25%	4
Overton Brooks VAMC		4			4
IMA MEDICAL CENTER OF OVIEDO			4	100%	4
FLORIDA DEPARTMENT OF HEALTH (FDOH)		2	2	50%	4
COVANCE CLS			4	100%	4
MICHIGAN HEALTH CLINIC LABORATORIES		3	1	25%	4
MEMORIAL HOSPITAL OF TAMPA			4	100%	4
Harbor House		4			4
KAISER PERMANENTE REGIONAL LAB		4			4
Westminster Manor		3	1	25%	4
MEDEXPRESS URGENT CARE - HACKETTSTOWN		3	1	25%	4
ADVANCED URGENT CARE LLC		1	3	75%	4
CORTLAND REGIONAL MEDICAL CENTER		4			4
CARTERSVILLE MEDICAL CENTER		1	3	75%	4
Calusa Harbour			4	100%	4
HILLVIEW LABORATORY			4	100%	4
MINUTECLINIC #1773		4			4
CALLE OCHO DIALYSIS			4	100%	4
SOUTHERN SURGICAL ARTS		4			4
PRESBYTERIAN FAMILY HEALTHCARE-KASEMAN		4			4
MEDEXPRESS URGENT CARE - CEDAR KNOLLS		3	1	25%	4
CVS TX3292POCT WYLIE		4			4
METHODIST HEALTHCARE - MEMPHIS HOSP		4			4
WELLSTAR PAULDING HOSPITAL		4			4
CVS CA9492POCT YORBA LINDA		4			4
BETHESDA HOSPITAL WEST BLOOD GAS LAB			4	100%	4
MARK HOANG MD PA			4	100%	4
EPI			4	100%	4
CVS OH4499POCT LYNDHURST		2	2	50%	4
CVS MA2125POCT NATICK		3	1	25%	4
BETHPAGE MEDICAL PLLC		4			4
CORIZON HEALTH INC			4	100%	4
SOUTH MIAMI HOSPITAL		1	3	75%	4
BAPTIST HEALTH MEDICAL CENTER			4	100%	4
Biopharmaceutics Laboratory Section		4			4
CVS NH2257POCT MANCHESTER		4			4



# COVID-19: testing by laboratory

Data through May 24, 2021 verified as of May 25, 2021 at 09:25 AM

Data in this report are provisional and subject to change.

The numbers in the table below represent the number of Florida and non-Florida residents for whom test results were received by the Department of Health. A person can be tested by more than one laboratory and can have both positive and negative results. **Therefore, the sum of the numbers in each column will be larger than the total number of people tested.**

Reporting lab	Inconclusive	Negative	Positive	Percent positive	Total
HOME DOCS		2	2	50%	4
CVS PA4000POCT INDIANA		4			4
HCR ManorCare Greentree		4			4
CARE ONE PRIMARY CARE			4	100%	4
BIOTEST PLASMA CENTER		4			4
LIFEHOPE LABS			4	100%	4
1ST CHOICE URGENT CARE CENTER LLC		3	1	25%	4
COLONIAL MEDICAL CENTER-EAST ORLANDO			4	100%	4
WALGREENS #04311		4			4
CVS TX1057POCT SAN ANTONIO		3	1	25%	4
NDX-CORE LAB			4	100%	4
CAPTAIN JAMES A. LOVELL FEDERAL HEALTHCARE CENTER			4	100%	4
Heartland of Boynton Beach			4	100%	4
CVS IL2297144CV CHICAGO		4			4
APOPKA FAMILY HEALTH CENTER		3	1	25%	4
FHPG TAMPA PRIMARY CARE			4	100%	4
DYNACARE LABORATORIES			4	100%	4
SCRIPPS CLINIC MEDICAL			4	100%	4
BARRANCO CLINIC PA, THE	1	3			4
MARSHFIELD LABORATORIES			4	100%	4
CVS MO10151POCT SPRINGFIELD		3	1	25%	4
UMMC MIDTOWN CAMPUS			4	100%	4
Kroger 186 - The Little Clinic Holiday Manor		3	1	25%	4
CVS MI8091POCT FRASER		3	1	25%	4
CVS OH4300POCT STRONGSVILLE		4			4
ASCENSION ST VINCENT'S MEDICAL CENTER		3	1	25%	4
CVS CA8872POCT ALISO VIEJO		4			4
MEDEXPRESS URGENT CARE - SOMERSET TOWNSHIP		4			4
SUMMIT CLINICAL LABORATORIES LLC			4	100%	4
Lakeview Village		4			4
GREEN BAY BLIZZARD OFFICE		4			4
FLORIDA HOSPITAL ALTAMONTE		2	2	50%	4
SACRED HEART HEALTH SYSTEMS INC			4	100%	4
RENE F CEDENO DMD PA		4			4
MEDEXPRESS URGENT CARE - TEAYS VALLEY		3	1	25%	4
RELIANT ACUTE CARE			4	100%	4
HACKENSACK MERIDIAN URGENT CARE, PC		4			4
JOHNNIE RUTH CLARKE LAB			4	100%	4
CVS CT692POCT NORTH HAVEN		4			4
MYKIDZMD PEDIATRICS PLLC		4			4
HUMC		2	2	50%	4
STANFORD HEALTH CARE ANATOMIC PATHOLOGY & CLINICAL LAB			4	100%	4
Bon Secours Community Hospital Lab		4			4
Smoky Mountain Nursing and Rehabilitation Center		4			4
MONTANA DEPARTMENT OF PUBLIC HEALTH & HUMAN SERVICES			4	100%	4
Kroger 752 - The Little Clinic Central Station		3	1	25%	4
FAMILY MEDICAL CLINIC HOMESTEAD, LLC			4	100%	4

# COVID-19: testing by laboratory

Data through May 24, 2021 verified as of May 25, 2021 at 09:25 AM

Data in this report are provisional and subject to change.

The numbers in the table below represent the number of Florida and non-Florida residents for whom test results were received by the Department of Health. A person can be tested by more than one laboratory and can have both positive and negative results. **Therefore, the sum of the numbers in each column will be larger than the total number of people tested.**

Reporting lab	Inconclusive	Negative	Positive	Percent positive	Total
MEDEXPRESS URGENT CARE - TULSA, S YALE AVE		4			4
Loretto Health and Rehabilitation Center		4			4
PATHOLOGY REFERENCE LAB LLC			4	100%	4
CVS PA10825POCT PLYMOUTH MEETING		4			4
MOBILE URGENT CARE			4	100%	4
Medilodge of Alpena		4			4
CVS IN6555POCT BROWNSBURG		4			4
15 TO KNOW			4	100%	4
MEDEXPRESS URGENT CARE - O'FALLON		4			4
OPTUM OF RED ROAD		4			4
SONIC REFERENCE LABORATORY			4	100%	4
Marian Manor, Inc		4			4
NEXT BIO RESEARCH SERVICES, LLC		1	3	75%	4
SONNI'S PEDIATRICS		1	3	75%	4
CANOPY PEDIATRICS		4			4
ST. MARY'S HOSPITAL			4	100%	4
DEPARTMENT OF HEALTH AND ENVIRONMENTAL CONTROL			4	100%	4
INFINITI LABS INC			4	100%	4
CHILDREN'S MEDICAL GROUP		4			4
ELITE PRIMARY CARE OF WAYCROSS		1	3	75%	4
WHITE EARTH IHS MAIN LAB		4			4
ORANGE COUNTY HEALTH DEPARTMENT		2	2	50%	4
CVS OH6164POCT DELAWARE		4			4
MEDEXPRESS URGENT CARE - WEXFORD		4			4
REGIONAL MEDICAL LAB			4	100%	4
INDIAN RIVER SHERIFF OFFICE		4			4
ELIZABETH CITY HEALTH & REHABILITATION		4			4
BASCOM PALMER EYE INSTITUTE			4	100%	4
UNIVERSITY OF MARYLAND MEDICAL CENTER			4	100%	4
ROAN DRUG COMPANY LLC		4			4
FLORIDA CANCER SPECIALISTS AND RESEARCH		2	2	50%	4
OKLAHOMA STATE UNIVERSITY DIAGNOSTIC LAB			4	100%	4
CRISP REGIONAL HOSPITAL		4			4
CAREWELL URGENT CARE			4	100%	4
UNIVERSITY OF MIAMI HOSPITALS & CLINIC			4	100%	4
H/L of WEst Ashley Rhabilitation and Nursing Center		4			4
AIREVAC INTERNATIONAL		4			4
BAPTIST HOSPITAL NURSING/PATIENT CARE			4	100%	4
CVS MA1121POCT WESTFORD		4			4
Kroger 895 - The Little Clinic Green Hills		4			4
DEBORAH HEART AND LUNG CENTER		4			4
SUMMIT URGENT CARE EAST POINT		3	1	25%	4
Health Care Center of Jacksonville			4	100%	4
NEMOURS CHILDREN'S URGENT CARE LAKE NONA			4	100%	4
REFUGE A HEALING PLACE, THE			4	100%	4
SOMA MEDICAL CENTER PA #3 PALOMINO			4	100%	4
CARE ATC ARLINGTON CENTRAL PARK		4			4

# COVID-19: testing by laboratory

Data through May 24, 2021 verified as of May 25, 2021 at 09:25 AM

Data in this report are provisional and subject to change.

The numbers in the table below represent the number of Florida and non-Florida residents for whom test results were received by the Department of Health. A person can be tested by more than one laboratory and can have both positive and negative results. **Therefore, the sum of the numbers in each column will be larger than the total number of people tested.**

Reporting lab	Inconclusive	Negative	Positive	Percent positive	Total
A PATTERN MEDICAL CLINIC		4			4
Sky View Rehabilitation and Health Care Center		4			4
MEDEXPRESS URGENT CARE, HERMITAGE		2	2	50%	4
EMERALD TRACE		4			4
CONSOLIDATED LABORATORY SERVICES			4	100%	4
BETHPAGE EXTENDED HOURS CENTER		4			4
Millennium Nursing & Rehab Center		4			4
URGENT CARE OF THE SMOKIES			4	100%	4
Franklin D. Roosevelt VAMC		4			4
Metro West Nursing and Rehab			4	100%	4
BETTERMED URGENT CARE			4	100%	4
INTERMOUNTAIN HEALTHCARE CENTRAL LABORATORY			4	100%	4
ACCESS RECOVERY SOLUTIONS LLC			4	100%	4
Orchid Cove at Naples			4	100%	4
CRESTAR LABS		2	2	50%	4
WELLSTREET BUCKHEAD SOUTH		3	1	25%	4
CVS TN7144POCT BARTLETT		4			4
Oak Creek Terrace		4			4
PORT ORANGE PEDIATRICS PA			4	100%	4
FLORIDA MEDICAL CENTER		1	3	75%	4
TRUE HEALTH- HOFFNER		3	1	25%	4
MEDEXPRESS URGENT CARE - LODI		4			4
LAHEY CLINIC MEDICAL CENTER			4	100%	4
HALIFAX HEALTH CARE FOR WOMEN		3	1	25%	4
RIVER CITY MEDICAL ASSOCIATES INC			4	100%	4
LAKE MARY PEDIATRICS			4	100%	4
THE OASIS ALF		4			4
NEULIFE NEUROLOGICAL SERVICES LLC			4	100%	4
CENTRAL FLORIDA WELLNESS LLC		4			4
FISHERMEN'S HOSPITAL			4	100%	4
LEESBURG REGIONAL MEDICAL CENTER URGENT CARE			4	100%	4
TMH REHABILITATION CENTER		4			4
CONSULATE HEATH CARE AT WEST ALTAMONTE			4	100%	4
Kroger 125 - The Little Clinic Castle Rock		3	1	25%	4
BARTON MEMORIAL HOSPITAL		3	1	25%	4
PANCARE HEALTH - PONCE DE LEON			4	100%	4
CVS TX5807POCT PEARLAND		4			4
TUFTS MEDICAL CENTER		1	3	75%	4
OHIO HEALTH DOCTORS HOSPITAL			4	100%	4
DERMATOLOGY SPECIALISTS OF FL - DR. JON WARD			4	100%	4
WILLIAM A HINTON STATE LABORATORY INSTITUTE		1	3	75%	4
HEALTHQUEST, INC		3	1	25%	4
Glenis Dr VA Outpatient Clinic		3	1	25%	4
W.G. (Bill) Hefner VAMC		4			4
DOCTORS CARE - AIKEN MALL			4	100%	4
WINDER NURSING INC DBA WINDER HEALTH CARE		4			4
MEDEXPRESS URGENT CARE - FORT SMITH		4			4

# COVID-19: testing by laboratory

Data through May 24, 2021 verified as of May 25, 2021 at 09:25 AM

Data in this report are provisional and subject to change.

The numbers in the table below represent the number of Florida and non-Florida residents for whom test results were received by the Department of Health. A person can be tested by more than one laboratory and can have both positive and negative results. **Therefore, the sum of the numbers in each column will be larger than the total number of people tested.**

Reporting lab	Inconclusive	Negative	Positive	Percent positive	Total
UF HEALTH PATHOLOGY LABORATORIES			4	100%	4
LEON MEDICAL CENTERS, LLC			4	100%	4
FLORIDA HEART AND VASCULAR			4	100%	4
AFTER HOURS PEDS			4	100%	4
MEDEXPRESS NORTHSIDE			4	100%	4
SunTerrace Health Care Center		3	1	25%	4
ANY LAB TEST FAST CORP		3	1	25%	4
PRIMECARE		2	2	50%	4
LUVERNE HEALTH AND REHABILITATION		4			4
KENTUCKY CABINET FOR HEALTH AND FAMILY SERVICES			4	100%	4
ALLEGHENY GENERAL HOSPITAL			4	100%	4
EXTENDICARE HEALTH & REHAB CENTER		4			4
HAMPTON ALF AT 24TH ROAD LLC			4	100%	4
Eldorado Rehab & Healthcare		4			4
WAKE FOREST MEDICAL CENTER LABORATORY			4	100%	4
CVS MA969POCT PALMER		4			4
MEDEXPRESS URGENT CARE-CHIPPEWA		3	1	25%	4
BAYLOR ESOTERIC AND MOLECULAR LAB			4	100%	4
PINELLAS POINT NURSING AND REHAB			4	100%	4
OPTUM FLORIDA		3	1	25%	4
MEDEXPRESS URGENT CARE GREENSBURG		3	1	25%	4
HELIX BIOMEDICS LLC			4	100%	4
HARBORCHASE OF VILLAGES CROSSING			4	100%	4
Kroger 339 - The Little Clinic Highlands - Bardstown Road		4			4
DOUGLASVILLE NURSING AND REHABILITATIO		4			4
CHAMBREL AT PINECASTLE		3	1	25%	4
MINUTECLINIC DIAG OF IND LLC #1367		4			4
CVS MO8555POCT KANSAS CITY		4			4
PENINSULA REGIONAL MED CTR LAB			4	100%	4
DEPARTMENT OF HEALTH AND HUMAN SERVICES		2	2	50%	4
QUEST DIAGNOSTICS INCORPORATED	1		3	75%	4
COOK HOSPITAL AND CARE CENTER		3	1	25%	4
PALM BEACH CANCER INSTITUTE			4	100%	4
CVS OH4301POCT NORTHFIELD		4			4
CVS PA2296POCT MACUNGIE		4			4
Willowbrooke Court at Country House		4			4
AURORA BAYCARE UROLOGY			4	100%	4
TARPON SPRINGS PEDIATRICS, LLC			4	100%	4
BELLIN HEALTH LAB		1	3	75%	4
UAB URGENT CARE CLINIC			4	100%	4
SOUTHWESTERN REGIONAL MEDICAL CENTER - TULSA		4			4
MEDEXPRESS URGENT CARE - WICHITA, S SENECA ST		2	2	50%	4
CARENOW-LEBANON		2	2	50%	4
BUCKINGHAM PLACE ALF		4			4
REMEDY URGENT CLINIC		2	2	50%	4
MEDEXPRESS URGENT CARE-SELINGSGROVE		3	1	25%	4
VITAL CARE URGENT CARE			4	100%	4

# COVID-19: testing by laboratory

Data through May 24, 2021 verified as of May 25, 2021 at 09:25 AM

Data in this report are provisional and subject to change.

The numbers in the table below represent the number of Florida and non-Florida residents for whom test results were received by the Department of Health. A person can be tested by more than one laboratory and can have both positive and negative results. **Therefore, the sum of the numbers in each column will be larger than the total number of people tested.**

Reporting lab	Inconclusive	Negative	Positive	Percent positive	Total
PILGRIM PHARMACY INC		4			4
CHILDREN'S HEALTHCARE OF ATLANTA AT EG		4			4
MEDEXPRESS URGENT CARE, HANOVER		3	1	25%	4
MEDEXPRESS URGENT CARE - HADLEY		4			4
COMMUNITY PHYSICIANS OF NORTH PORT PA			4	100%	4
CVS CA9497POCT IRVINE		4			4
CENTERPLACE HEALTH, INC			4	100%	4
CVS SC4288POCT ROCK HILL		3	1	25%	4
MOUNT SINAI MEDICAL CENTER HIALEAH			4	100%	4
University Plaza Rehabilitation and Nursing			4	100%	4
MEDEXPRESS URGENT CARE- FORT WORTH N T		4			4
CELEBRATION PEDIATRICS			4	100%	4
STEAMBOAT EMERGENCY CENTER			4	100%	4
WINDSOR AT OCALA		3	1	25%	4
SOUTHEASTERN REGIONAL MEDICAL CENTER			4	100%	4
Mill Valley Care Center		4			4
LABQ CLINICAL DIAGNOSTICS		4			4
NAVAL HOSPITAL CAMP PENDLETON			4	100%	4
WE CARE - CARNIVAL CRUISELINE		4			4
LOUISIANA DEPT. OF HEALTH AND HOSPITALS-INFECTIOUS DISEASE EPI SECTION			4	100%	4
MEDEXPRESS URGENT CARE - WESTFIELD, E MAIN ST		3	1	25%	4
OMNICARE PHARMACY OF TEXAS 1		4			4
FCHC (OB)-DARWIN SQUARE CTR.			4	100%	4
Crowne Health Care of Greenville		4			4
CVS NV8784POCT LAS VEGAS		3	1	25%	4
FLORIDA HOSPITAL PHYSICIANS GROUP		1	3	75%	4
COVENIENT CARE MEDICAL CLINIC			4	100%	4
CUMBERLAND MEDICAL CENTER INC		4			4
RML PHARMACY PC		4			4
MINUTECLINIC DIAGNOSTIC OF NORTH CARO		4			4
MD NOW URGENT CARE - DELRAY WEST			4	100%	4
PLAINVIEW PRIMARY CARE		4			4
MEDEXPRESS URGENT CARE NORWIN		4			4
RAJ K PAI MD PA			4	100%	4
MEDEXPRESS URGENT CARE, LANCASTER WEST		2	2	50%	4
HAVEN CUSTEAD CARE CENTER		1	3	75%	4
SOMA MEDICAL CENTER P.A. #4			4	100%	4
GUTHRIE MEDICAL GROUP - CORNING		3	1	25%	4
SHARP MEMORIAL HOSPITAL MICROBIOLOGY DEPT			4	100%	4
Waycross Health and Rehabilitation		4			4
RINGLING HEALTH CENTER		3	1	25%	4
WALGREENS #11329		4			4
OLYMPUS HEALTH AND PERFORMANCE			4	100%	4
MEDRITE MEDICAL CARE PC		4			4
OCEAN MEDICAL CENTER		3	1	25%	4
WALGREENS #07034		4			4
INTRACOASTAL LABS INC		4			4



# COVID-19: testing by laboratory

Data through May 24, 2021 verified as of May 25, 2021 at 09:25 AM

Data in this report are provisional and subject to change.

The numbers in the table below represent the number of Florida and non-Florida residents for whom test results were received by the Department of Health. A person can be tested by more than one laboratory and can have both positive and negative results. **Therefore, the sum of the numbers in each column will be larger than the total number of people tested.**

Reporting lab	Inconclusive	Negative	Positive	Percent positive	Total
COMMUNITY HEALTH CENTER OF WEST PALM BEACH			4	100%	4
TOTAL RENAL LAB		3	1	25%	4
FLORENCE - HUNTSVILLE HOSPITAL URGENT CARE		3	1	25%	4
UNION CITY MANOR NURSING CENTER		4			4
ASPEN VALLEY HOSPITAL			4	100%	4
Kennedy University Hospital -Wash Twp L		4			4
NHC HealthCare, Pulaski		4			4
SANFORD SOUTH UNIVERSITY		4			4
JUPITER INTERNAL MEDICINE AND ASSOCIATES			4	100%	4
SIGNATURE CARE MONTROSE		2	2	50%	4
JERSEY IRISH MEDICAL (DBA AFC URGENT C		3	1	25%	4
SIGNATURE CARE EMERGENCY CENTER		2	2	50%	4
PDL PHARMACY CORP			4	100%	4
MEDAC AT PORTERS NECK			4	100%	4
DTR LABS		3	1	25%	4
ADVENTHEALTH NEW SMYRNA BEACH COMMUNITY HEALTH			4	100%	4
LIFE CARE HOME HEALTH SERVICES LLC		1	3	75%	4
MEDICAL ASSOCIATES OF BREVARD LLC		3	1	25%	4
NOT GIVEN		1	3	75%	4
COVID PROCESSING SITE			4	100%	4
Kroger 124 - The Little Clinic University		3	1	25%	4
AFC URGENT CARE GUNBARREL			4	100%	4
CVS CA9485POCT MISSION VIEJO		4			4
SIMEDHEALTH, LLC		2	2	50%	4
CVS NE2741POCT LA VISTA		4			4
ADMERA HEALTH			4	100%	4
MEDEXPRESS URGENT CARE - CINNAMINSON		3	1	25%	4
Good Samaritan Society - Fairfield Glade		4			4
CVS CA9145POCT SANTEE		3	1	25%	4
OHIO CVS STORES		3	1	25%	4
EXPRESS TESTING-ONE			4	100%	4
WESLEY CHAPEL INTERNAL MEDICINE AND PEDIATRICS			4	100%	4
AHC of Mckenzie		4			4
PEACEHEALTH LABORATORIES		3	1	25%	4
CVS PA7132POCT THORNDALE		4			4
MAILBOX DIAGNOSTICS		2	2	50%	4
BAYCARE LABORATORIES		2	2	50%	4
MOBIL LAB FOR ALL INC		4			4
STONE CLINICAL LABORATORIES OF FL LLC		4			4
GILCHRIST COUNTY HEALTH DEPT			4	100%	4
Bethany Health and Rehab		4			4
MPG JACKSONVILLE ATLANTIC BLVD		1	3	75%	4
State Lab Unspecifd			4	100%	4
PROMPT CARE OF CENTRAL FLORIDA LLC		1	3	75%	4
CVS HEALTH, #5962		4			4
EAST TENNESSEE CHILDREN'S HOSPITAL		3	1	25%	4
MEDEXPRESS URGENT CARE - NUTLEY		4			4

# COVID-19: testing by laboratory

Data through May 24, 2021 verified as of May 25, 2021 at 09:25 AM

Data in this report are provisional and subject to change.

The numbers in the table below represent the number of Florida and non-Florida residents for whom test results were received by the Department of Health. A person can be tested by more than one laboratory and can have both positive and negative results. **Therefore, the sum of the numbers in each column will be larger than the total number of people tested.**

Reporting lab	Inconclusive	Negative	Positive	Percent positive	Total
CVS MA2297677CV BOSTON		4			4
MEDEXPRESS URGENT CARE-ARLINGTON		3	1	25%	4
HAWAII DEPARTMENT OF HEALTH			4	100%	4
BRENTWOOD SENIOR LIVING AT ST PETE			4	100%	4
ENCOMPASS HOME HEALTH		4			4
CVS NM7242POCT ALBUQUERQUE		4			4
PREMIER PEDIATRICS LLC			4	100%	4
SOUTH BAY CORRECTIONAL FACILITY			4	100%	4
Sears Coastal Nursing and Rehab		4			4
DEPARTMENT OF HEALTH/ NEW YORK			4	100%	4
LATCHER LABORATORY OF A O FOX MEMORIAL		2	2	50%	4
PM PEDIATRICS OF SELDEN PLLC		4			4
CVS MA1238POCT MEDFIELD		3	1	25%	4
DEACONESS HOSPITAL			4	100%	4
MEMORIAL HEALTH CARE SYSTEMS			4	100%	4
CVS CT288POCT BRISTOL		3	1	25%	4
UVA HEALTH SYSTEM MEDICAL LABORATORIES			4	100%	4
ST. LUKE'S HOSPITAL - BETHLEHEM CAMPUS		1	3	75%	4
CVS AZ7855POCT TUCSON		3	1	25%	4
ACCENT PHYSICIAN SPECIALISTS PA		4			4
CVS IL3163POCT OAK PARK		4			4
NHC DICKSON		4			4
BE WELL PHARMACY		4			4
PARKWAY DRUGS OF ONEIDA COUNTY NORTH I		3	1	25%	4
Central Alabama Veterans HCS - West Campus		4			4
UNIVERSITY OF MICHIGAN		2	2	50%	4
HEARTLAND - CHARLESTON OF HANAHAN SC,		4			4
LAKE FOREST PARK OP CO LLC		4			4
GERALD CHAMPION REGIONAL MEDICAL CENTE		4			4
FLORIDA HEALTHCARE PLAN			4	100%	4
FHCP - ORMOND BEACH			4	100%	4
FAMILY MEDICINE AT WATERMAN		4			4
MEDEXPRESS URGENT CARE-WILKINS TOWNSHIP, WILLIAM PENN HIGHWAY		4			4
CVS CA8861POCT BUENA PARK		4			4
FLORIDA HOSPITAL LABORATORIES		4			4
CVS NY1958POCT SYOSSET		4			4
MAURY REGIONAL MEDICAL CENTER		4			4
CAREWELL 202			4	100%	4
HEALTH EXPRESS URGENT CARE		2	2	50%	4
CVS CA9803POCT RIVERSIDE		4			4
CENTRAL FLORIDA INTERNAL OCCUPATIONAL AND		4			4
WELLSTREET - PONCE DE LEON		4			4
AIRPORT CLINIC			4	100%	4
FAMILY MEDICINE AT WINTER PARK			4	100%	4
JFK INTERNAL MEDICINE FACULTY PRACTICE		2	2	50%	4
Bay View Nursing and Rehabilitation Center		3	1	25%	4
LB Broen Home		4			4

# COVID-19: testing by laboratory

Data through May 24, 2021 verified as of May 25, 2021 at 09:25 AM

Data in this report are provisional and subject to change.

The numbers in the table below represent the number of Florida and non-Florida residents for whom test results were received by the Department of Health. A person can be tested by more than one laboratory and can have both positive and negative results. **Therefore, the sum of the numbers in each column will be larger than the total number of people tested.**

Reporting lab	Inconclusive	Negative	Positive	Percent positive	Total
CVS MN6811POCT PLYMOUTH		4			4
ManorCare Health Services Camp Hill		4			4
MD ANDERSON			4	100%	4
CLINICAL CARE CENTER, INC			4	100%	4
ARCPOINT LABS OF FORT LAUDERDALE, FL CENTRAL		1	3	75%	4
CHRISTIAN REST HOME ASSOC		4			4
MINNESOTA DEPARTMENT OF HEALTH LABORATORY	1		3	75%	4
CROSSROADS URGENT CARE PLLC		4			4
ACHN CLINIC			4	100%	4
UNIVERSITY OF MIAMI STUDENT HEALTH SERVICE			4	100%	4
LAKESIDE HOSPITAL BELLE GLADE			4	100%	4
MEDEXPRESS URGENT CARE, FAIRMONT		4			4
SOUTH FLORIDA PEDIATRIC PARTNERS			4	100%	4
CVS TX7675POCT RED OAK		2	2	50%	4
SUMMERFORD NURSING HOME, INC.		4			4
MINUTECLINIC DIAGNOSTIC OF VIRGINIA, LLC #392		4			4
MEDEXPRESS URGENT CARE - MARKHAM STREE		3	1	25%	4
MEDFIRST URGENT CARE			4	100%	4
MEDEXPRESS URGENT CARE - LITTLE ROCK		3	1	25%	4
NEMOURS CHILDREN'S CLINIC			4	100%	4
INDUSTRY LAB DIAGNOSTIC PARTNERS			4	100%	4
SOFTCELL L-FORM LABORATORIES, LLC		1	3	75%	4
BAYSTATE MEDICAL CENTER		2	2	50%	4
Kroger 959 - The Little Clinic Carmel		4			4
ENGLE CENTER FOR HEALTH SERVICES		4			4
DACH MAIN LAB			4	100%	4
CVS NC4169POCT FAYETTEVILLE		4			4
MEADOWS AT CYPRESS GARDENS, THE		3	1	25%	4
HARBOUR ISLAND PEDIATRICS LLC			4	100%	4
CVS NJ1927POCT GREEN BROOK		4			4
GASTROENTEROLOGY ASSOC OF PENSACOLA, PA		2	2	50%	4
AdventHealth Care Center Orlando North			3	100%	3
NORTH CAROLINA DEPT OF HEALTH & HUMAN SRVCS STATE LAB OF PUBLIC HEALTH			3	100%	3
MANORCARE NURSING & REHABILITATION CENTER-NAPLES		3			3
AVALON MEDICAL GROUP		1	2	67%	3
CATHOLIC HEALTH LABORATORY SERVICES		3			3
PREMIER FAMILY AND SPORTS MEDICINE		2	1	33%	3
Kingston Care Center of Sylvania		3			3
LEXINGTON MEDICAL CENTER		1	2	67%	3
Kroger 093 - The Little Clinic Stapleton		2	1	33%	3
NEMOURS CHILDRENS PRIMARY CARE HORIZON WEST			3	100%	3
Kroger 768 - The Little Clinic Leestown Rd		2	1	33%	3
Kroger 753 - The Little Clinic Goss Avenue		3			3
MARLBORO URGENT CARE		3			3
CAPTIAL REGIONAL MEDICAL CENTER			3	100%	3
Farmville Health & Rehab Center		3			3
MT CARMEL PHARMACY INC		3			3

# COVID-19: testing by laboratory

Data through May 24, 2021 verified as of May 25, 2021 at 09:25 AM

Data in this report are provisional and subject to change.

The numbers in the table below represent the number of Florida and non-Florida residents for whom test results were received by the Department of Health. A person can be tested by more than one laboratory and can have both positive and negative results. **Therefore, the sum of the numbers in each column will be larger than the total number of people tested.**

Reporting lab	Inconclusive	Negative	Positive	Percent positive	Total
ALCALA PHARMACEUTICALS			3	100%	3
FIRST CARE - MIDDLESBORO			3	100%	3
BROOKDALE ALTAMONTE SPRINGS			3	100%	3
THE PATHOLOGY LABORATORY		1	2	67%	3
AUGUSTA UNIVERISTY MEDICAL CENTER			3	100%	3
VELOCITY URGENT CARE			3	100%	3
TEMPUS_LABS			3	100%	3
New Jersey Aim At Smg		3			3
ASCENSION ST VINCENT'S RIVERSIDE			3	100%	3
NORTHCREST MEDICAL CENTER		1	2	67%	3
MERCY HEALTH			3	100%	3
HAMILTON COUNTY HEALTH DEPARTMENT		3			3
Grandview Health Care Center		3			3
PRIMARY & URGENT CARE CENTERS			3	100%	3
Huntington Health Care and Rehabilitation Center		3			3
Fairview		2	1	33%	3
MID FLORIDA CLINICAL LABORATORY		2	1	33%	3
CVS TX19POCT SPRING		3			3
FLAGLER FAMILY MEDICINE PA			3	100%	3
Jersey City Medical Center		3			3
CAMPAZZI CONCIERGE MEDICAL SERVICES		2	1	33%	3
ATLANTIS OUTPATIENT CENTER		3			3
NEW SMYRNA BEACH AMBULATORY CARE CTR		2	1	33%	3
ROYAL PALM RETIREMENT CENTRE		3			3
GEISINGER COMMUNITY MEDICAL CENTER			3	100%	3
SOUTH COUNTY MENTAL HEALTH CENTER INC			3	100%	3
CVS TX2876POCT PROSPER		3			3
CVS IN6559POCT AVON		3			3
CROWNE HEALTH CARE OF FORT PAYNE		2	1	33%	3
Bainbridge Health and Rehab		3			3
AVANTE INVERNESS		1	2	67%	3
CVS NV5942POCT LAS VEGAS		3			3
BARONESS ERLANGER HOSPITAL		3			3
CARENOW-ATASCOCITA			3	100%	3
ADVANCED PEDIATRICS			3	100%	3
LEGACY ER & URGENT CARE - FRISCO WEST			3	100%	3
CVS OH5457POCT POWELL		3			3
VAULT MEDICAL SERVICES		2	1	33%	3
CROSSROADS URGENT CARE DBA URGENT TEA		3			3
PALM COAST DIALYSIS		2	1	33%	3
TERRACE OF ST CLOUD, THE		2	1	33%	3
ADVENTHEALTH CENTRA CARE LAKE NONA		1	2	67%	3
ALOHA HOME CARE LLC DBA ACCENTCARE HOME HEALTH OF		3			3
CVS MA137POCT QUINCY		3			3
CVS - MINUTECLINIC			3	100%	3
NEBRASKA DEPARTMENT OF HEALTH AND HUMAN SERVICES			3	100%	3
SAN JUAN REGIONAL MEDICAL CENTER		3			3

# COVID-19: testing by laboratory

Data through May 24, 2021 verified as of May 25, 2021 at 09:25 AM

Data in this report are provisional and subject to change.

The numbers in the table below represent the number of Florida and non-Florida residents for whom test results were received by the Department of Health. A person can be tested by more than one laboratory and can have both positive and negative results. **Therefore, the sum of the numbers in each column will be larger than the total number of people tested.**

Reporting lab	Inconclusive	Negative	Positive	Percent positive	Total
Westside Terrace		3			3
Broadview Multi-Care Center		3			3
HOUSTON MEDICAL CENTER			3	100%	3
MUNSON MEDICAL CENTER			3	100%	3
Domiciliary Rehab & Residential Treatment Program		3			3
FLORIDA MEDICAL ASSOCIATES		3			3
MEDEXPRESS URGENT CARE - LAWRENCE		3			3
CVS NJ2949POCT EAST HANOVER		2	1	33%	3
MEDEXPRESS URGENT CARE - TOTOWA		3			3
Maryfield Inc. dba Pennybyrn		3			3
BROOKDALE SENIOR LIVING			3	100%	3
EMERALD PARK OF HOLLYWOOD			3	100%	3
ALLIANCE LABS @LRMC			3	100%	3
CLEARWATER		2	1	33%	3
CVS KS676POCT LAWRENCE		2	1	33%	3
CENTRAL FL INTERNAL MEDICINE ASSOCIATES LLC		3			3
DIGNITY HEALING LLC			3	100%	3
ALABAMA MEDICAL GROUP PC		2	1	33%	3
PALM COTTAGE OPERATOR LLC		2	1	33%	3
OHIO DEPARTMENT OF HEALTH LABORATORY		2	1	33%	3
HOMELAND CENTER		3			3
ADVENTHEALTH MEDICAL GROUP OBSTETRICS			3	100%	3
Kroger 387 - The Little Clinic Hubbards Lane		3			3
WALGREENS #05911		3			3
SHANDS AT LAKE SHORE LAB		1	2	67%	3
ADVANCED MEDICAL RESEARCH CENTER LLC			3	100%	3
MINUTECLINIC DIAGNOSTIC OF NEW MEXICO LLC #7552		3			3
CVS SC7567POCT BOILING SPRINGS		2	1	33%	3
WALGREENS NO 19542		3			3
DOCTOR 4 U CLINIC		1	2	67%	3
BLACKWATER RIVER			3	100%	3
MASSACHUSETTS DEPARTMENT OF HEALTH			3	100%	3
AMBER COURT OF ELIZABETH		3			3
CVS NE8616POCT LINCOLN		1	2	67%	3
Kroger 522 - The Little Clinic Gahanna		2	1	33%	3
ANN STORCK CENTER INC		3			3
TAMPA INTERNATIONAL AIRPORT			3	100%	3
Kroger 571 - The Little Clinic Hendersonville		1	2	67%	3
DOCTORS HOSPITAL RENAISSANCE			3	100%	3
FLORIDA GASTROENTEROLOGY ASSOCIATES PA		3			3
MANATEE URGENT CARE LLC			3	100%	3
UNITY HEALTH AND REHABILITATION CENTER			3	100%	3
Crowne Health Care of Eufaula		3			3
ESTERO FIRE RESCUE		3			3
CLARA MAASS TRANSITIONAL CARE UNIT		3			3
CVS MA335POCT RAYNHAM		3			3
HEALTH AND WELLNESS URGENT CARE LLC			3	100%	3



# COVID-19: testing by laboratory

Data through May 24, 2021 verified as of May 25, 2021 at 09:25 AM

Data in this report are provisional and subject to change.

The numbers in the table below represent the number of Florida and non-Florida residents for whom test results were received by the Department of Health. A person can be tested by more than one laboratory and can have both positive and negative results. **Therefore, the sum of the numbers in each column will be larger than the total number of people tested.**

Reporting lab	Inconclusive	Negative	Positive	Percent positive	Total
COVENANT PEDIATRICS		1	2	67%	3
PLANT CITY FAMILY CARE		3			3
Eugene J. Towbin Healthcare Center		3			3
Kroger 388 - The Little Clinic Braelinn Village		3			3
ROANE MEDICAL CENTER		2	1	33%	3
Diversicare of Ripley		3			3
MELBOURNE URGENT CARE	1		2	67%	3
INSPIRA MEDICAL CENTER VINELAND LAB		2	1	33%	3
EXETER HOSPITAL		3			3
Providence VAMC		3			3
HEALGEN SCIENTIFIC			3	100%	3
CHEROKEE COUNTY HEALTH AND REHAB CENTER		3			3
NORTH SHORE MEDICAL CENTER - SALEM HOSPITAL		1	2	67%	3
YOUR DOCTOR'S OFFICE		2	1	33%	3
Concordia Village of Tampa			3	100%	3
Kroger 592 - The Little Clinic Alexander Plaza		2	1	33%	3
LPG PEDIATRICS AT LEHIGH ACRES		2	1	33%	3
CVS MINUTE CLINIC #5836		3			3
WALGREENS #05477		3			3
BAYSHORE MEDICAL CENTER LABORATORY		3			3
VIRGINIA DIVISION OF CONSOLIDATED LABORATORIES			3	100%	3
RESOLUTE PAIN SOLUTIONS		3			3
WALGREENS #21282		3			3
Magnolia Health and Rehab Center			3	100%	3
Village on the Green			3	100%	3
GARCIA MORALES NELSON			3	100%	3
C19 LABS			3	100%	3
MORSELIFE HOME CARE INC			3	100%	3
WISE HEALTH SYSTEM		1	2	67%	3
ACCELERATED URGENT CARE		3			3
QUALITY LABORATORY SERVICE		2	1	33%	3
BAPTIST HOSPITAL OF MIAMI MCI BROWARD LABORATORY			3	100%	3
Maple Lawn MCF		3			3
OMNI HEALTHCARE INC		1	2	67%	3
BOLING, STEPHANIE		3			3
OAKMONT OF UNION SC, LLC		3			3
FAMILY CARE SPECIALISTS OF ORLANDO			3	100%	3
APEX CLINICAL LABORATORIES INC		3			3
NASSAU COUNTY HEALTH DEPARTMENT		3			3
CEDAR CREST HEALTH CENTER		3			3
CVS PHARMACY INC DBA CVS/PHARMACY #10908		3			3
F W HUSTON MEDICAL CENTER SENIOR LIVIN		3			3
BAPTIST OUTPATIENT SERVICES			3	100%	3
MEDSTAR HEALTH URGENT CARE			3	100%	3
COOPER UNIVERSITY HOSPITAL LABORATORY		2	1	33%	3
SUMMIT MEDICAL GROUP - WEST ORANGE		3			3
ABRAKIDABRA KIDS CLINIC		1	2	67%	3

# COVID-19: testing by laboratory

Data through May 24, 2021 verified as of May 25, 2021 at 09:25 AM

Data in this report are provisional and subject to change.

The numbers in the table below represent the number of Florida and non-Florida residents for whom test results were received by the Department of Health. A person can be tested by more than one laboratory and can have both positive and negative results. **Therefore, the sum of the numbers in each column will be larger than the total number of people tested.**

Reporting lab	Inconclusive	Negative	Positive	Percent positive	Total
Greystone Health Care Center		3			3
QUEST DIAGNOSTICS CLINICAL LABORATORIES INC		2	1	33%	3
UNIVERSITY HEALTH SERVICES RIVER CAMPUS		2	1	33%	3
IP BOISE 1		2	1	33%	3
MARRA'S PHARMACY		3			3
GYN PATH SERVICES			3	100%	3
HEALTH SENTRY			3	100%	3
PIEDMONT ROCKDALE HOSPITAL		2	1	33%	3
MEDICAL CITY DALLAS HOSPITAL			3	100%	3
CROSSVILLE MEDICAL GROUP		1	2	67%	3
MEDEXPRESS URGENT CARE - LINKHORNE		3			3
JERSEY IRISH MEDICAL		3			3
VICAR'S LANDING NURSING HOME		2	1	33%	3
LEE MEMORIAL HOSPITAL BLOOD GAS LAB			3	100%	3
KAP MEDICAL GROUP, LLC			3	100%	3
NAVAL BRANCH MEDICAL CLINIC			3	100%	3
RRMC CREEKSIDE LAB		3			3
MY INSTADOC - HOWELL URGENT CARE		2	1	33%	3
MEMORIAL HEALTH UNIVERSITY MEDICAL CENTER			3	100%	3
FLORIDA LABORATORY ANALYSIS, LLC			3	100%	3
NC STATE LABORATORY OF PUBLIC HEALTH		3			3
NEW GEN LABS			3	100%	3
HARDEN DIALYSIS		1	2	67%	3
NATIONAL JEWISH HEALTH			3	100%	3
Florida Baptist Retirement Center		1	2	67%	3
DISPATCHHEALTH-FLORIDA INC		3			3
CAREHERE LLC			3	100%	3
ALLIED PHYSICIANS GROUP PLLC		3			3
WALGREENS #03093		3			3
RIVERSIDE METHODIST HOSPITAL LAB			3	100%	3
MEDEXPRESS URGENT CARE-SALINA, S 9TH ST		3			3
EASTERN NEW MEXICO MEDICAL CENTER		3			3
TOMAH VAMC		2	1	33%	3
Illiana HCS -Danville VAMC		3			3
Medilodge of Montrose		3			3
UNIVERSITY OF KANSAS MEDICAL CENTER			3	100%	3
ST MARYS HEALTH CARE SYSTEM		2	1	33%	3
Harbert Hills Academy Nursing Home		3			3
CVS AZ10529POCT SCOTTSDALE		3			3
DELRAY BEACH HEALTH DEPT LAB			3	100%	3
COMMUNITY MEDICAL CENTER			3	100%	3
THE MEDICAL CENTER			3	100%	3
UC CORAL GABLES		1	2	67%	3
Gracemore Nursing and Rehab		3			3
ST JOHNS EPISCOPAL HOSPITAL SOUTH SHORE		2	1	33%	3
Manor Care-Kingston Court of York PA, LLC		3			3
BOND & STEELE CLINIC, PA			3	100%	3

# COVID-19: testing by laboratory

Data through May 24, 2021 verified as of May 25, 2021 at 09:25 AM

Data in this report are provisional and subject to change.

The numbers in the table below represent the number of Florida and non-Florida residents for whom test results were received by the Department of Health. A person can be tested by more than one laboratory and can have both positive and negative results. **Therefore, the sum of the numbers in each column will be larger than the total number of people tested.**

Reporting lab	Inconclusive	Negative	Positive	Percent positive	Total
CVS MA937POCT CARVER		3			3
CVS NV5286POCT HENDERSON		3			3
NORTH NAPLES HOSPITAL RESPIRATORY THERAPY DEPARTMENT			3	100%	3
LRHS Florida Poly Tech		3			3
FAMILY PRACTICE OF CENTRAL FLORIDA PA		1	2	67%	3
STRINGFELLOW MEMORIAL HOSPITAL		3			3
HARRIS URGENT CARE CENTER			3	100%	3
MID-FLORIDA PATHOLOGY LLC - MOBILE UNIT # 3		1	2	67%	3
CVS RI326POCT NORTH SMITHFIELD		3			3
BROADWAY HEALTH FLORIDA MEDICAL CLINIC URGENT CARE			3	100%	3
NASON HOSPITAL			3	100%	3
Highland Ave. Eye Clinic		3			3
IM&P WELLNES CENTER			3	100%	3
COL CROSSROAD		1	2	67%	3
NEWSTAR MEDICAL LABORATORIES		3			3
CTRS			3	100%	3
WOMENS CARE FLORIDA LLC-LABORATORY		3			3
THE DOCTORS OFFICE OF BRICK, LLC		3			3
AFC URGENT CARE/FARRAGUT			3	100%	3
TAYLOR MANOR		1	2	67%	3
YORK HOSPITAL - LABORATORY			3	100%	3
LIFEGUARD AMBULANCE SERVICE LLC, TEXAS			3	100%	3
FLORIDA MEDICAL CLINIC, LLC			3	100%	3
ACCESS LABORATORIES LLC			3	100%	3
BROOKDALE LAKE MARY			3	100%	3
SOUTHCARE PHARMACY INC		1	2	67%	3
SERENADES BY SONATA		1	2	67%	3
EAST COLONIAL FAMILY MEDICAL CENTER		3			3
EMORY CRAWFORD LONG HOSPITAL			3	100%	3
VA OUTPATIENT CLINIC-NEW PORT RICHEY			3	100%	3
Jackson Health Care Facility		1	2	67%	3
GREENTREE MEDICAL CENTER			3	100%	3
MISSISSIPPI CARE CENTER OF DEKALB LLC		3			3
PANCARE HEALTH - FRANKLIN CO			3	100%	3
TMH PHYSICIAN PARTNERS BLOUNTSTOWN			3	100%	3
CGH MEDICAL CENTER			3	100%	3
WINDERMERE PEDIATRICS			3	100%	3
AFFORDABLE PRIMARY CARE LLC		3			3
WAL-MART STORES EAST LP		2	1	33%	3
NEMOURS CHILDREN'S PRIMARY CARE, LONGWOOD			3	100%	3
PHYSICIANS CARE INC		1	2	67%	3
CANOPY AT HARPER LAKE, THE			3	100%	3
WHOLE CHILD PEDIATRICS			3	100%	3
CVS AZ9374POCT TUCSON		3			3
INTERCOASTAL FAMILY PRATICE		1	2	67%	3
MARTIN MEDICAL CENTER INC		1	2	67%	3
LIFE CARE CENTER OF SKAGIT VALLEY		3			3

# COVID-19: testing by laboratory

Data through May 24, 2021 verified as of May 25, 2021 at 09:25 AM

Data in this report are provisional and subject to change.

The numbers in the table below represent the number of Florida and non-Florida residents for whom test results were received by the Department of Health. A person can be tested by more than one laboratory and can have both positive and negative results. **Therefore, the sum of the numbers in each column will be larger than the total number of people tested.**

Reporting lab	Inconclusive	Negative	Positive	Percent positive	Total
PRISMA HEALTH MIDLANDS			3	100%	3
YATES COUNTY PUBLIC HEALTH		3			3
THE CENTER FOR DISCOVERY		3			3
Harris Hill Nursing Facility		3			3
ADVENT HEALTH MEDICAL GROUP FAMILY MEDICINE			3	100%	3
CVS OH2540POCT HILLIARD		3			3
GONZALEZ MD AND ASWAD MD HEALTH SERVICES			3	100%	3
HEALTH FIRST MEDICAL GROUP			3	100%	3
Community Resource and Referral Center		3			3
Fort Gaines Health and Rehab		3			3
NEMOURS CHILDRENS PRIMARY CARE MAITLAND			3	100%	3
NORTHSIDE FAMILY MEDICINE AND URGENT CARE (HOLLY SPRINGS)		3			3
STARLING AT SAN JOSE			3	100%	3
MCGUFFEY HEALTH CARE CENTER INC		3			3
BROOKDALE OAKBRIDGE		1	2	67%	3
WEILL CORNELL MEDICAL ASSOCIATES - EAST SIDE		3			3
TIEHH BIOTERRORISM RESPONSE LAB			3	100%	3
SURETOX LABORATORY LLC		2	1	33%	3
ERIE COUNTY PUBLIC HEALTH CLINICAL		3			3
UHEALTH CORAL SPRINGS			3	100%	3
SANIBEL MEDICAL CLINIC		1	2	67%	3
NEBRASKA MEDICAL CENTER			3	100%	3
COUNTRY COTTAGE		3			3
PREMIER MOBILE HEALTH SERVICES, LLC		1	2	67%	3
WALGREENS ORTIZ STELLA (ST 655)		3			3
Kroger 758 - The Little Clinic Providence		3			3
MEDI PARTNERS OF SOUTH FLORIDA		3			3
SUNDALE NURSING HOME		3			3
LEGACY LABORATORY SERVICES			3	100%	3
NOVA SOUTHEASTERN UNIVERSITY		2	1	33%	3
NEVADA DEPARTMENT OF HEALTH AND HUMAN SERVICES			3	100%	3
CORTLAND COUNTY HEALTH DEPARTMENT		3			3
CHOTA COMMUNITY HEALTH SERVICES		2	1	33%	3
CONCENTRA - PLANTATION		3			3
MEDICAL CENTER OF CENTRAL GEORGIA			3	100%	3
NORTHWEST FLORIDA CLINICAL LAB		1	2	67%	3
THOMAS LANGLEY			3	100%	3
MEMORIAL HEALTH SYSTEM		1	2	67%	3
CVS CT4149POCT EAST HAMPTON		3			3
CDPH BRANCH LABORATORY			3	100%	3
FAMILY FIRST PEDIATRICS			3	100%	3
NORTHEAST FLORIDA INTERNAL MEDICINE PA		3			3
INN AT LAPOSADA,THE			3	100%	3
MEMORIAL HERMANN CONSOLIDATED LABORATORY SERVICES			3	100%	3
TGH Brandon Healthplex Laboratory			3	100%	3
CLINICAL CARE ASSOCIATES, INC			3	100%	3
ISLAND NURSING HOME		2	1	33%	3

# COVID-19: testing by laboratory

Data through May 24, 2021 verified as of May 25, 2021 at 09:25 AM

Data in this report are provisional and subject to change.

The numbers in the table below represent the number of Florida and non-Florida residents for whom test results were received by the Department of Health. A person can be tested by more than one laboratory and can have both positive and negative results. **Therefore, the sum of the numbers in each column will be larger than the total number of people tested.**

Reporting lab	Inconclusive	Negative	Positive	Percent positive	Total
CORMEUM LAB SERVICES, LLC			3	100%	3
RCA LABORATORY SERVICES LLC			3	100%	3
CVS IN8639POCT TERRE HAUTE		3			3
TRUE HEALTH - LAKE UNDERHILL		3			3
MEDFUSION		2	1	33%	3
CENTRAL DUPAGE HOSPITAL			3	100%	3
MEDEXPRESS-HOUSTON EAST FWY		1	2	67%	3
ADVANCE FAMILY PRACTICE LLC			3	100%	3
CVS IL2798POCT CHICAGO		1	2	67%	3
Altenheim Senior Living		3			3
BAPTIST PRIMARY CARE, INC.		2	1	33%	3
MANASOTA PEDIATRICS			3	100%	3
CALIFORNIA DEPARTMENT OF PUBLIC HEALTH BRANCH LABORATORY			3	100%	3
CLINIC OF PLANT CITY, THE		2	1	33%	3
ACL LABORATORIES INDUSTRIAL TOXICOLOGY			3	100%	3
ALVERNO CLINICAL LABORATORIES			3	100%	3
HELIX LW UC		1	2	67%	3
CORNERSTONE DRUG AND GIFT INC		3			3
AFC URGENT CARE CLEVELAND			3	100%	3
CVS IN6608POCT NEW PALESTINE		1	2	67%	3
BAPTIST HEALTH SURGERY CENTER AT NORTHPOINT			3	100%	3
MONTANA PUBLIC HEALTH LAB			3	100%	3
COOSA VALLEY HEALTHCARE CENTER LLC		3			3
BEEBE MEDICAL CENTER LABORATORY		3			3
MEMORIAL HERMANN			3	100%	3
The Good Shepherd		3			3
UK HEALTHCARE			3	100%	3
OPENTRONS PRL		2	1	33%	3
MEDEXPRESS URGENT CARE - WHEELING		2	1	33%	3
ADVENTHEALTH IMAGING LAKE NONA		1	2	67%	3
Crowne Health Care of Mobile		3			3
ACCOMPLISHED HOME CARE		3			3
EAST NAPLES PEDIATRICS			3	100%	3
SOUTHEAST GEORGIA HEALTH SYSTEM BRUNS		3			3
SCIENTIFIC LABORATORY DIVISION			3	100%	3
AUSTIN PUBLIC HEALTH			3	100%	3
PEDIATRICS BY THE SEA JOG RD OFFICE			3	100%	3
CVS IL2788POCT BUFFALO GROVE		3			3
SUPER HEALTH PHARMACY LLC		3			3
ADVANCED URGENT CARE CENTER OF THE UPPER KEYS		1	2	67%	3
SAVANNAH COVE		3			3
SOUTHERN REGIONAL MEDICAL CENTER		3			3
MAYO		1	2	67%	3
MEDICAL SERVICES OF AMERICA HOME HEALTH		3			3
ST. PETERSBURG PEDIATRICS- 38TH AVENUE			3	100%	3
ASPIRUS WAUSAU HOSPITAL			3	100%	3
CVS MD1490POCT GAITHERSBURG		3			3



# COVID-19: testing by laboratory

Data through May 24, 2021 verified as of May 25, 2021 at 09:25 AM

Data in this report are provisional and subject to change.

The numbers in the table below represent the number of Florida and non-Florida residents for whom test results were received by the Department of Health. A person can be tested by more than one laboratory and can have both positive and negative results. **Therefore, the sum of the numbers in each column will be larger than the total number of people tested.**

Reporting lab	Inconclusive	Negative	Positive	Percent positive	Total
Elderwood at Lancaster		3			3
HOCHBERG LOWER SCHOOL		3			3
CARECENTER PHARMACY, LLC		3			3
NORTH BROWARD HOSPITAL DISTRICT HEALTHCARE FOR THE HOMELESS			3	100%	3
CELEBRATION PRIMARY CARE ASSOCIATES LLC		3			3
CVS AZ1720POCT QUEEN CREEK		3			3
THE RIM URGENT CARE			3	100%	3
CLINICA HISPANIA			3	100%	3
CORNERSTONE MEDICAL CARE OF BRANDON		2	1	33%	3
FOUR WINDS BEHAVIORAL HEALTH		3			3
TWELVE OAKS RECOVERY CENTER			3	100%	3
JOJAN PHARMA INC		3			3
CVS AZ4795POCT MESA		3			3
PEDIATRICS IN NORTH FLORIDA PA			3	100%	3
CVS MA41POCT TAUNTON		2	1	33%	3
CVS NC2559POCT CHARLOTTE		3			3
NATHAN LITTAUER HOSPITAL LAB		3			3
PROHEALTH PRIMARY CARE - GLEN OAKS		3			3
24TH WEAPONS OF MASS DESTRUCTION - CIVIL SUPPORT		3			3
OPTUM PRIMARY CARE - SILVER LAKES			3	100%	3
TRISTAR WELLNESS, LLC		3			3
PROPATH			3	100%	3
HARBOUR'S EDGE		2	1	33%	3
OCEAN PEDIATRIC CARE			3	100%	3
CVS AZ7263POCT PHOENIX		3			3
SPRING LAKE REHABILITATION CENTER			3	100%	3
CABELL HUNTINGTON HOSPITAL CLINICAL LAB			3	100%	3
ASANTE THREE RIVERS MEDICAL CENTER LAB		3			3
CORE CLINICS, LLC		3			3
JS HEALTHCARE		2	1	33%	3
VELOCITY CARE			3	100%	3
LITTLE SPURS PEDIATRIC URGENT CARE		1	2	67%	3
MEDEXPRESS URGENT CARE - WALL		3			3
Kroger 627 - The Little Clinic Castleberry		2	1	33%	3
Michael J Crescenz VA Outpatient Dialysis Center		3			3
CVS NV2989POCT NORTH LAS VEGAS		2	1	33%	3
SEMINOLE FAMILY HEALTH CENTER		3			3
CERTIVIA LABORATORIES			3	100%	3
LUTHERAN SERVICES FLORIDA-DREAM CENTER			3	100%	3
Children's Specialized Hospital		3			3
NASSAU COUNTY HEALTH DEPARTMENT-FERNANDINA BEACH C		3			3
SSM HEALTH ST LOUIS MICROBIOLOGY LABORATORY		1	2	67%	3
Glenview Terrace Nursing Center		3			3
IOWA DEPARTMENT OF PUBLIC HEALTH			3	100%	3
ONslow MEMORIAL HOSPITAL LABORATORY		3			3
VA Long Beach HCS		3			3
320 S TRANSIT ST		3			3

# COVID-19: testing by laboratory

Data through May 24, 2021 verified as of May 25, 2021 at 09:25 AM

Data in this report are provisional and subject to change.

The numbers in the table below represent the number of Florida and non-Florida residents for whom test results were received by the Department of Health. A person can be tested by more than one laboratory and can have both positive and negative results. **Therefore, the sum of the numbers in each column will be larger than the total number of people tested.**

Reporting lab	Inconclusive	Negative	Positive	Percent positive	Total
BAPTIST PRIMARY CARE FERNANDINA BEACH			3	100%	3
US SPECIALTY LABS			3	100%	3
SOFTLAB			3	100%	3
ONE MEDICAL GROUP		1	2	67%	3
SCHIFF CENTER FOR LIVER DISEASES		1	2	67%	3
VIRGINIA DEPARTMENT OF HEALTH DIVISION OF			3	100%	3
INSPIRED LIVING AT SARASOTA			3	100%	3
MURFREESBORO MEDICAL CLINIC		3			3
EXPEDIAN URGENT CARE			3	100%	3
WATERS PEDIATRIC CENTER			3	100%	3
JACKSONVILLE VA OPC			3	100%	3
C A R E S OXFORD		2	1	33%	3
Kings County Hospital Center			3	100%	3
SIGNATURE CARE PFLUGERVILLE			3	100%	3
LUCID LABORATORY SERVICES		3			3
COX HEALTH SOUTH LAB		1	2	67%	3
MEDSTAR URGENT CARE, LLC			3	100%	3
CVS NJ2369POCT JACKSON		3			3
GULF COAST IMMEDIATE CARE CENTER		1	2	67%	3
MEDEXPRESS URGENT CARE, EDWARDSVILLE		3			3
MARYLAND STATE DEPT OF HEALTH	2		1	33%	3
KISSIMMEE URGENT CARE		3			3
CVS MA1179POCT HUDSON		2	1	33%	3
COASTAL PEDIATRIC CARE			3	100%	3
Schoolcraft Medical Care Facility		3			3
FLORIDA MENTOR-POINT WEST CLUSTER		3			3
Granville Center	1	2			3
CVS MO5727POCT PLATTE CITY		3			3
NSUH AT SYOSSET		3			3
DUKE UNIVERSITY POINT OF CARE TESTING PROGRAM			3	100%	3
HARBORCHASE OF STUART			3	100%	3
DEER'S HEAD CENTER		3			3
LINCOLN MEDICAL CENTER		3			3
GRIFOLS IH CENTER AND CLINICAL LABORATORY			3	100%	3
ADRIANA M CASTRO MD PA		3			3
HOUSTON METHODIST HOSPITAL			3	100%	3
ST LUKES HOSPITAL			3	100%	3
WELLSTAR URGENT CARE SHALLOWFORD		1	2	67%	3
ESCO DRUG CO INC		3			3
PEDIATRICS AND ADOLESCENT MEDICINE		2	1	33%	3
MEDEXPRESS URGENT CARE, BELLE VERNON		3			3
AZALEALAND NURSING HOME		3			3
CVS PA371POCT PHILADELPHIA		3			3
EASTMAN HEALTHCARE & REHAB		3			3
CENTURY LINK SPORTS COMPLEX			3	100%	3
ADVENTHEALTH WATERMAN COMMUNITY CLINIC			3	100%	3
B2 URGENT CARE		1	2	67%	3

# COVID-19: testing by laboratory

Data through May 24, 2021 verified as of May 25, 2021 at 09:25 AM

Data in this report are provisional and subject to change.

The numbers in the table below represent the number of Florida and non-Florida residents for whom test results were received by the Department of Health. A person can be tested by more than one laboratory and can have both positive and negative results. **Therefore, the sum of the numbers in each column will be larger than the total number of people tested.**

Reporting lab	Inconclusive	Negative	Positive	Percent positive	Total
Kroger 448 - The Little Clinic Mason		3			3
TAMPA		1	2	67%	3
CVS MA1945POCT HANOVER		3			3
SENTARA NORFOLK GENERAL HOSPITAL CENTRAL LAB			3	100%	3
CDK LIBERTY ENTERPRISES, LLC		3			3
FULGENT GENETICS HOUSTON		3			3
HOPE HEALTH CARE, LLC		3			3
MEDEXPRESS URGENT CARE - TOPEKA, SW WANAMAKER RD		3			3
EVENING PEDIATRICS INC		1	2	67%	3
ORLANDO AIRPORT DIALYSIS		3			3
ADVENTHEALTH SEBRING- INFECTION CONTROL DEPARTMENT			3	100%	3
DASCENA LAB			3	100%	3
CVS SC2497POCT LEXINGTON		3			3
PARKLAND HEALTH & HOSPITAL			3	100%	3
BETHESDA HOSPITAL EAST BLOOD GAS LAB			3	100%	3
GROVES CENTER			3	100%	3
ANDERSON MEDICAL PC		3			3
HOLY CITY MED URGENT CARE			3	100%	3
SOUTHEASTERN IMMEDIATE CARE- MILLEDGEVILLE GA			3	100%	3
RIGHT AT HOME			3	100%	3
ORMOND BEACH URGENT CARE			3	100%	3
TARRANT COUNTY PUBLIC HEALTH		3			3
PREMIER CLINICAL RESEARCH INSTITUTE INC			3	100%	3
BRADENTON PHYSICIAN MEDICAL CENTER			3	100%	3
TIFTON CARECONNECT URGENT CARE			3	100%	3
MINUTECLINIC DIAGNOSTIC MEDICAL		3			3
MARYWOOD NURSING CARE CENTER		3			3
PATIENT FIRST - HAMILTON		3			3
GINKGO-IXLAYER		3			3
EAST CORE LAB			3	100%	3
ASANTE ROGUE REGIONAL MEDICAL CENTER L		3			3
LEGACY ER AND URGENT CARE			3	100%	3
SUNBRIDGE CARE & REHAB FOR DECATUR		3			3
PHYSICIANS MEDICAL CENTER		3			3
URGENT DOC - URGENT CARE CLINIC			3	100%	3
BNJ		3			3
BNC Medical Investors, LLC Berrien Nursing & Rehabilitation Center		3			3
CCRX OF NORTH CAROLINA, LLC		2	1	33%	3
MEDIC INFUSION PA		3			3
MEDEXPRESS - WILMINGTON KIRKWOOD HIGHWAY		2	1	33%	3
WAKULLA URGENT CARE & DIAGNOSTIC			3	100%	3
MINUTECLINIC, LLC #05814		3			3
PINELLAS CHD - CLEARWATER		2	1	33%	3
WYOMING DEPT OF HEALTH			3	100%	3
MEDEXPRESS URGENT CARE - RICHMOND, W BROAD ST		3			3
ENCOMPASS HEALTH HOME HEALTH		1	2	67%	3
LAB PLUS, LLC AT ASCENSION SAINT THOMA		3			3

# COVID-19: testing by laboratory

Data through May 24, 2021 verified as of May 25, 2021 at 09:25 AM

Data in this report are provisional and subject to change.

The numbers in the table below represent the number of Florida and non-Florida residents for whom test results were received by the Department of Health. A person can be tested by more than one laboratory and can have both positive and negative results. **Therefore, the sum of the numbers in each column will be larger than the total number of people tested.**

Reporting lab	Inconclusive	Negative	Positive	Percent positive	Total
UNIVERSITY URGENT CARE			3	100%	3
LEESBURG COMMUNITY HEALTH CENTERS			3	100%	3
KIDSVILLE PEDIATRICS IV PA		1	2	67%	3
OCALA REGIONAL KIDNEY CENTER-WEST			3	100%	3
NEW YORK STATE DEPARTMENT OF HEALTH		1	2	67%	3
CVS NC3514POCT STANLEY		3			3
PARRISH MEDICAL CENTER-WAIVED TESTING		3			3
MIDWAY SPECIALTY CARE RX LLC		1	2	67%	3
BOSTON MEDICAL CENTER			3	100%	3
WALGREENS #07502		3			3
PRIMARY CARE CENTER OF LAKE CITY, THE			3	100%	3
COASTAL SKIN SURGERY AND DERMATOLOGY PL		3			3
ACCESS HEALTH CARE		2	1	33%	3
Lebanon VAMC		2	1	33%	3
CVS NE5863POCT OMAHA		1	2	67%	3
SOUTH LAKE FAMILY HEALTH CENTER			3	100%	3
2412 LEBANON PIKE		2	1	33%	3
ORCHID COVE DAYTONA			3	100%	3
GREATER MOBILE URGENT CARE - SPRINGHILL			3	100%	3
VIRTUA MEMORIAL HOSPITAL BURLINGTON COUNTY		1	2	67%	3
LAURELLWOOD NURSING CENTER		1	2	67%	3
VALLEY HOSPITAL MEDICAL CENTER		1	2	67%	3
CVS TX7603POCT SAGINAW		3			3
NORTHWELL HEALTH			3	100%	3
SPARROW CENTRAL LAB			3	100%	3
NEWCARE PRIMARY MEDICINE			3	100%	3
Hackensack Univ Medical Center At Pasc		2	1	33%	3
John Knox Manor Inc II		2	1	33%	3
NEXTCARE WYOMING LLC			3	100%	3
CVS PA7611POCT ALLISON PARK		3			3
MEDEXPRESS URGENT CARE - WOODBURY		1	2	67%	3
MINUTECLINIC, LLC #05891		2	1	33%	3
JOHN D. ARCHBOLD MEM. HOSPITAL			3	100%	3
HEPATOLOGY DIAGNOSTIC LAB			3	100%	3
NORTH DAKOTA DEPT OF HEALTH MICROBIOLOGY		1	2	67%	3
HIALEAH SHORES NURSING AND		2	1	33%	3
Kroger 635 - The Little Clinic Dacula		3			3
HEALTH EXPRESS		3			3
LIFEGUARD URGENT CARE			3	100%	3
MEDEXPRESS URGENT CARE-CLOQUET		3			3
TOTAL HEALTH CARE CLINIC		3			3
HARRINGTON PARK HEALTH AND REHAB		3			3
FRESENIUS KIDNEY CARE			3	100%	3
LOCH HAVEN PEDIATRICS			3	100%	3
MINUTECLINIC DIAGNOSTIC, PA		3			3
UHEALTH JACKSON URGENT CARE - CUTLER BAY		1	2	67%	3
SISD EMPLOYEE HEALTH CLINIC			3	100%	3

# COVID-19: testing by laboratory

Data through May 24, 2021 verified as of May 25, 2021 at 09:25 AM

Data in this report are provisional and subject to change.

The numbers in the table below represent the number of Florida and non-Florida residents for whom test results were received by the Department of Health. A person can be tested by more than one laboratory and can have both positive and negative results. **Therefore, the sum of the numbers in each column will be larger than the total number of people tested.**

Reporting lab	Inconclusive	Negative	Positive	Percent positive	Total
ALABAMA DEPT PUBLIC HEALTH			3	100%	3
MEMORIAL HERMANN HOSPITAL			3	100%	3
SAFE PMC		3			3
VICKIE N HARRELL MD		2	1	33%	3
VISITING PHYSICIANS OF THE TREASURE COAST LLC			3	100%	3
RAPID CITY RUGENT CARE			3	100%	3
Cleveland Clinic Weston			3	100%	3
CVS SC5471POCT LEXINGTON		2	1	33%	3
WEST FLORIDA MEDICAL ASSOCIATES		1	2	67%	3
MANORCARE HEALTH SERVICES BOCA RATON			3	100%	3
SUN TERRACE HEALTH CARE CENTER			3	100%	3
COMMUNICABLE DISEASE CONTROL/PUBLIC HEALTH EMERGENCY PREPAREDNESS			3	100%	3
Medilodge of Monroe		3			3
WOODMARK AT UPTOWN ASSISTED LIVING		3			3
MINUTECLINIC DIAGNOSTIC, PA #10252		3			3
PRECIDENT FLORIDA		3			3
EXPRESSCARE URGENT CARE CENTER			3	100%	3
INTERNAL MEDICINE AND WOUND CARE SPECIALIST LLC		3			3
CVS AZ7075POCT CHANDLER		3			3
LEE CONVENIENT CARE AT SUMMERLIN			3	100%	3
EFFINGHAM HOSP, INC, DBA EFFINGHAM HEALTH		3			3
BOONES CREEK URGENT CARE		1	2	67%	3
NORTH SHORE HOSP. INFECTION CONTROL			3	100%	3
PINELLAS PARK HEALTH CENTER - PINELLAS CHD		1	2	67%	3
WEST TN HEALTH MED NORTH		3			3
PIEDMONT MOUNTAINSIDE HOSPITAL LAB - E		3			3
MEDEXPRESS URGENT CARE - JEANNETTE		3			3
MINUTECLINIC DIAGNOSTIC OF WISCONSIN,		3			3
FAMILY TREE MEDICAL GROUP PA		2	1	33%	3
PUBLIC HEALTH TRUST OF MIAMI DADE COUNTY			3	100%	3
Walgreens #5984		3			3
MEDICAL CENTER OF THE ROCKIES			3	100%	3
FAST PACE URGENT CARE			3	100%	3
RICHMOND CITY DEPARTMENT OF PUBLIC HEALTH			3	100%	3
WALGREENS #01456		3			3
Meadow Lakes		3			3
CARESPOT-WELLINGTON			3	100%	3
PENSACOLA MEDICAL CLINIC LLC			3	100%	3
ADVICE FOR OPTIMAL WELLNESS, INC			3	100%	3
NORTHSIDE HOSPITAL D/B/A ARTHRITIS		3			3
HARBORCHASE OF GAINESVILLE			3	100%	3
ACL LABORATORIES - ROSEMONT			3	100%	3
BICKERTON, DAWN		3			3
THE OASIS BEACHSIDE		3			3
CLEVELAND CLINIC SLW ED		3			3
NORTHERN LIGHT LABORATORY		1	2	67%	3
MED FUSION			3	100%	3



# COVID-19: testing by laboratory

Data through May 24, 2021 verified as of May 25, 2021 at 09:25 AM

Data in this report are provisional and subject to change.

The numbers in the table below represent the number of Florida and non-Florida residents for whom test results were received by the Department of Health. A person can be tested by more than one laboratory and can have both positive and negative results. **Therefore, the sum of the numbers in each column will be larger than the total number of people tested.**

Reporting lab	Inconclusive	Negative	Positive	Percent positive	Total
FREDERICK MEMORIAL HOSPITAL			3	100%	3
SAMARITAN PACIFIC COMMUNITIES HOSPITAL		2	1	33%	3
Englewood Health and Rehab			3	100%	3
SOLERA SPECIALTY PHARMACY LLC		2	1	33%	3
CAREHERE - INDIAN RIVER		3			3
CVS MA7140POCT WESTPORT		2			2
HCR MANOR CARE SERVICES OF FLORIDA III INC		2			2
LUTHERAN SERVICES FLORIDA INC		1	1	50%	2
CHAPPEL GROUP RESEARCH, THE		2			2
SUNSHINE PHARMACY		2			2
WELLSTREET - SADDLEBROOK		2			2
LABRADOR PRIMARY CARE CENTER			2	100%	2
SIMON MED IMAGING - OCOEE II		2			2
AMERICAN RESEARCH CENTERS OF FLORIDA			2	100%	2
OXLEY PARK HEALTH & REHAB		2			2
KEY WEST HMA PHYSICIAN MANAGEMENT, LLC			2	100%	2
DOCTOR'S IN-HOUSE LAB/COMMUNITY HEALTH CENTERS OF PINELLAS - JOHNNIE R			2	100%	2
CVS M08581POCT BLUE SPRINGS		1	1	50%	2
HARTFORD HEALTH CARE & REHABILITATION			2	100%	2
HEALTH CARPENTER PLLC		2			2
North Ottawa Care Center at Heartwood Lodge		2			2
EVANS FAMILY CARE PA			2	100%	2
ST ANTHONY COMMUNITY HOSPITAL LAB		1	1	50%	2
UMHC HOLLYWOOD LABORATORY			2	100%	2
JEFFERSON WASHINGTON TOWNSHIP HOSPITAL		2			2
Chesapeake Shores - Signature HealthCare LLC		2			2
NORTON IMMEDIATE CARE CENTER - PRESTON			2	100%	2
Timber Ridge Health Care Center			2	100%	2
WITHHEALTH, INC		2			2
FLORIDA SCHOOL FOR THE DEAF & BLIND			2	100%	2
Kroger 687 - The Little Clinic Sugar Hill		1	1	50%	2
AMERICAN FAMILY CARE URGENT CARE		1	1	50%	2
STITCHES ACUTE CARE CENTER OF CHEYENNE			2	100%	2
Manorcare Health Services - Williamsport South		2			2
PLAINS REGIONAL MEDICAL CENTER		2			2
Q ALL CARE MEDICAL PC		2			2
Kroger 356 - The Little Clinic Middletown		2			2
SWEDISH COVENANT HOSPITAL			2	100%	2
OAKMONT EAST- GREENVILLE SC, LLC		2			2
MERCY MEDICAL CENTER INC		1	1	50%	2
MEDEXPRESS URGENT CARE - RUSSELLVILLE, W MAIN ST		2			2
CARE ATC SUN HYDRAULICS TALLAVAST			2	100%	2
TRINITY DIALYSIS			2	100%	2
TWIN LAKES REHAB & HEALTHCARE		2			2
MEDEXPRESS URGENT CARE - SOUTH CHARLESTON		2			2
URGENT CARE OF COASTAL GEORGIA			2	100%	2
KJ MEDICAL PRACTICE PC		2			2

# COVID-19: testing by laboratory

Data through May 24, 2021 verified as of May 25, 2021 at 09:25 AM

Data in this report are provisional and subject to change.

The numbers in the table below represent the number of Florida and non-Florida residents for whom test results were received by the Department of Health. A person can be tested by more than one laboratory and can have both positive and negative results. **Therefore, the sum of the numbers in each column will be larger than the total number of people tested.**

Reporting lab	Inconclusive	Negative	Positive	Percent positive	Total
ENVOY OF FORK UNION, LLC DBA ENVOY AT THE VILLAGE		2			2
MEDEXPRESS URGENT CARE - WICHITA, N MAIZE RD		1	1	50%	2
TMH EC NORTHEAST LABORATORY			2	100%	2
COLUMBIA COTTAGE		2			2
BAYFRONT CARDIOVASCULAR ASSOCIATES		1	1	50%	2
MEDEXPRESS URGENT CARE - LINCOLN VILLA		2			2
FEDERAL CORRECTIONAL INSTITUTION MARIANNA			2	100%	2
ORLANDO LUTHERAN TOWERS		1	1	50%	2
SHELBYVILLE HOSPITAL COMPANY		2			2
RMC BROOKHOLLOW MED AESTHETICS INC		2			2
HEALTH GROUP CENTER INC			2	100%	2
HENRY FORD WEST BLOOMFIELD HOSPITAL			2	100%	2
PM PEDIATRICS OF SELDEN, PLLC		2			2
MEDEXPRESS URGENT CARE - CONWAY		2			2
TENNESSEE VALLEY HCS			2	100%	2
MC MEDICAL			2	100%	2
HMH HOSPITALS CORPORATION		2			2
BETHESDA HEALTH CARE CENTER		2			2
HOUSTON MEDICAL CENTER LABORATORY		1	1	50%	2
BENEVA LAKES ASSISTED LIVING CENTER			2	100%	2
MEDCARE		2			2
REDMOND REGIONAL MEDICAL CENTER		1	1	50%	2
Ozark Health and Rehabilitation, LLC		2			2
Advanced Rehabilitation and Healthcare of Wichita Falls		2			2
BIOHEALTH MEDICAL LAB INC			2	100%	2
EUROFINS CENTRAL LABORATORY, LLC		2			2
AZALEA HEALTH AND REHABILITATION		2			2
PRECISION DIAGNOSTIC INC		2			2
Kroger 762 - The Little Clinic Clarksville		2			2
MEDAILLE COLLEGE WELLNESS CENTER		2			2
ECHCS - Jewell Clinic		2			2
UNITED PHYSICIAN GROUP FAMILY MEDICINE OF HAMPTON		2			2
HEALTH NETWORK LAB			2	100%	2
EXPRESSCARE OF WESTMINSTER			2	100%	2
CVS TX4794POCT ARLINGTON		2			2
SPECIALTY LABORATORIES			2	100%	2
WAYNE MEMORIAL HOSPITAL		2			2
HERNANDO CHILDREN'S			2	100%	2
MEMORIAL HOSPITAL WEST			2	100%	2
ST. ELIZABETH HEALTHCARE			2	100%	2
MEASE COUNTRYSIDE HOSPITAL CARDIAC REH			2	100%	2
Crest Manor Living and Rehabilitation		2			2
MEDSTAR HARBOR HOSPITAL			2	100%	2
FIRST PREVENTION AND DIALYSIS CENTER LLC			2	100%	2
SOUTHEASTERN HEALTH FACILITES, INC		1	1	50%	2
SIOUX FALLS STORM		2			2
CITRUS PARK			2	100%	2

# COVID-19: testing by laboratory

Data through May 24, 2021 verified as of May 25, 2021 at 09:25 AM

Data in this report are provisional and subject to change.

The numbers in the table below represent the number of Florida and non-Florida residents for whom test results were received by the Department of Health. A person can be tested by more than one laboratory and can have both positive and negative results. **Therefore, the sum of the numbers in each column will be larger than the total number of people tested.**

Reporting lab	Inconclusive	Negative	Positive	Percent positive	Total
KETTERING MEDICAL CENTER			2	100%	2
ASSOCIATES IN INTERNAL MEDICINE PA			2	100%	2
NYUMC CLINICAL LABORATORIES			2	100%	2
ADVANCED FOOT AND ANKLE OF INDIAN RIVER		2			2
NORTH DAKOTA VETERANS HOME		2			2
JENNIE STUART MEDICAL CENTER			2	100%	2
Kingston of Miamisburg		2			2
Southern Pines Healthcare Center		1	1	50%	2
INA		1	1	50%	2
ATHENA CARE RESOURCES LLC		2			2
NEMOURS CHILDRENS PRIMARY CARE CLERMONT			2	100%	2
TRICORE REFERENCE LABORATORY		1	1	50%	2
HERITAGE CARE AND REHABILITATION CENTE		2			2
RAPID MEDLAB (002MO)		2			2
PROFESSIONAL DIALYSIS CENTER			2	100%	2
Royal C Johnson VA Memorial Hospital		2			2
Glenburn Home		2			2
INSPIRE HEALTHCARE CENTER			2	100%	2
PIEDMONT MOUNTAINSIDE HOSPITAL LABORAT		2			2
CVS NE8626POCT LINCOLN		2			2
MOBILE COUNTY HEALTH DEPARTMENT		1	1	50%	2
The Friendly Home		2			2
VENETIAN GARDENS		2			2
UPSON REGIONAL MEDICAL CENTER		1	1	50%	2
UTMB PATHOLOGY CLINICAL SERVICES LABORATORY			2	100%	2
PruittHealth Lakehaven		2			2
Cedar Valley Nursing & Rehab Center		2			2
BAPTIST HEALTH PRIMARY CARE AT DORAL			2	100%	2
Highland Rehabilitation and Nursing Center		2			2
LINIL VISITING NURSES, INC		2			2
ACN PHYSICIANS GROUP CORP			2	100%	2
COASTAL MEDICAL LAB			2	100%	2
PEDIATRIC HEALTH CARE		1	1	50%	2
Kroger 518 - The Little Clinic Hermitage		2			2
INTERNAL MEDICINE SPECIALISTS MEDICAL GROUP, PA		2			2
PHYSICIANS LABORATORY SERVICES			2	100%	2
BERNHARDT LABORATORIES INC			2	100%	2
ALABAMA REFERENCE LAB			2	100%	2
ALL PEDIATRIC CARE PA			2	100%	2
METHODIST MANSFIELD MEDICAL CENTER			2	100%	2
WALGREENS #05432		2			2
ALL CHILDRENS PEDIATRIC CLINIC			2	100%	2
WELLSTREET-SNELLVILLE		2			2
Crestview Rehabilitation & Skilled Nursing Services		2			2
EXPRESS PHARMACY INC		1	1	50%	2
LIFELINK FOUNDATION INC D/B/A			2	100%	2
FIRSTCHOICE FAMILY CARE, PLLC		2			2

# COVID-19: testing by laboratory

Data through May 24, 2021 verified as of May 25, 2021 at 09:25 AM

Data in this report are provisional and subject to change.

The numbers in the table below represent the number of Florida and non-Florida residents for whom test results were received by the Department of Health. A person can be tested by more than one laboratory and can have both positive and negative results. **Therefore, the sum of the numbers in each column will be larger than the total number of people tested.**

Reporting lab	Inconclusive	Negative	Positive	Percent positive	Total
HERITAGE VILLAGE REHAB & SKILLED NURSI		2			2
WillowBrooke Court at Westminster Village		2			2
LILY PHARMACY		2			2
FLORIDA DEPARTMENT OF HEALTH IN ESCAMBIA COUNTY		1	1	50%	2
STOP URGENT CARE			2	100%	2
OSF SAINT FRANCIS MEDICAL CENTER			2	100%	2
MANSFIELD MEDICAL LODGE			2	100%	2
POPLAR HEALTHCARE			2	100%	2
St. Cloud VA Health Care System		2			2
STATCARE URGENT AND WALK-IN			2	100%	2
Bedford Care Center of Hattiesburg		2			2
CLARKSVILLE HEALTH SYSTEM			2	100%	2
CIGNA GATEWAY			2	100%	2
WASHINGTONVILLE PHARMACY INC		2			2
Stillwater Healthcare		2			2
BERGEN COUNTY SURGICAL AND ENDOSCOPY CENTER		2			2
Iron County Medical Care Facility		2			2
FLORIDA DEPARTMENT OF HEALTH IN CITRUS COUNTY		2			2
FHPG SURGICAL ASSOCIATES OF EAST PASCO			2	100%	2
PALM WEST INTERNIST PA			2	100%	2
Kroger 477 - The Little Clinic Fort Mitchell		2			2
MEDEXPRESS URGENT CARE - MARTINSVILLE		2			2
SHANDS JACKSONVILLE CLINICAL CENTER		1	1	50%	2
OHIOHEALTH URGENT CARE			2	100%	2
BEREA URGENT CARE			2	100%	2
MANISTEE COUNTY MEDICAL CARE FACILITY		2			2
MEMORIAL HOSPITAL OF SOUTH BEND			2	100%	2
ADVANCED MEDICAL CARE			2	100%	2
MINUTECLINIC MINUTECLINIC #4978		1	1	50%	2
Douglas County Health Center		2			2
ROPER HOSPITAL			2	100%	2
EXPRESS CARE WALK-IN CLINIC			2	100%	2
NLC LABS			2	100%	2
CALIFORNIA DIVISION OF COMMUNICABLE DISEASE CONTROL			2	100%	2
WE CARE HOME HEALTH SOLUTIONS LLC			2	100%	2
Dexter Health Care		2			2
DMC UNIVERSITY LABORATORIES		1	1	50%	2
MEDISURE DBA MY WELLNESS EXPRESS			2	100%	2
SPECTRA EAST INC		1	1	50%	2
MADISON HOSPITAL LABORATORY			2	100%	2
GSM OCED Subsection			2	100%	2
PIEDMONT ATHENS REGIONAL HOSPITAL LAB			2	100%	2
WEST HOUSTON MEDICAL CENTER			2	100%	2
REHAB SOUTH FLORIDA LLC			2	100%	2
VALUE DRUGS BRONXVILLE INC		2			2
OPTUMSERVE HEALTH SERVICES INDIANA			2	100%	2
CHIPLEY DIALYSIS			2	100%	2

# COVID-19: testing by laboratory

Data through May 24, 2021 verified as of May 25, 2021 at 09:25 AM

Data in this report are provisional and subject to change.

The numbers in the table below represent the number of Florida and non-Florida residents for whom test results were received by the Department of Health. A person can be tested by more than one laboratory and can have both positive and negative results. **Therefore, the sum of the numbers in each column will be larger than the total number of people tested.**

Reporting lab	Inconclusive	Negative	Positive	Percent positive	Total
AHC PARIS		2			2
CVS AZ3749POCT GOODYEAR		2			2
HEARTLAND REGIONAL MEDICAL CENTER		1	1	50%	2
Walgreens #9890		2			2
PATIENT FIRST MEDICAL CENTER-CARYTOWN			2	100%	2
Virginia Gay Nursing and Rehab		2			2
CHILDREN PHYSICIANS GROUP			2	100%	2
ONslow COUNTY HEALTH DEPARTMENT			2	100%	2
MOBILE MEDICAL UNIT- SAINT JOSEPH REG		2			2
Kroger 400 - The Little Clinic Hartley Bridge Rd		1	1	50%	2
CENTRAL FLORIDA FAMILY HEALTH CENTER		2			2
EXCUSED ABSENCE PLLC		2			2
UNITY LONGPOND		2			2
WURLAND NURSING AND REHABILITATION, L		2			2
BAPTIST HEALTH MEDICAL PLAZA			2	100%	2
WALGREENS #07033		2			2
GPI MEDICAL CENTER, INC			2	100%	2
CITRUS DERMATOLOGY			2	100%	2
LIFESPRING COMMUNITY HEALTH		2			2
MEDICAL ASSOCIATES OF BREVARD DR S VYAS			2	100%	2
RIDGEFIELD PEDIATRIC ASSOCIATES		2			2
Eagle Health and Rehabilitation		2			2
Kingston of Ashland		2			2
CHRISTUS SPOHN HOSPITAL			2	100%	2
MAGNOLIA ADULT, LLC			2	100%	2
Arbors at Gallipolis		2			2
VA Outpatient Dental Facility		1	1	50%	2
Buena Vista Care Center		2			2
AYASS BIOSCIENCE LLC			2	100%	2
Bethel Lutheran Home		2			2
BLOSSOMS ASSISTED LIVING 1 LLC			2	100%	2
St. Luke's Care Center		2			2
BETHESDA HOSPITAL			2	100%	2
Tidelands Health Rehabilitation Hospital			2	100%	2
Coos County Nursing Home		2			2
HOPE HEALTH & WELLNESS		2			2
MED-LAKE LABORATORY, LLC			2	100%	2
CENTRAL JERSEY URGENT CARE OF GREEN BR		2			2
MEADOWS REGIONAL MEDICAL CENTER		1	1	50%	2
SHADY GROVE ADVENTIST HOSPITAL			2	100%	2
BLANCHARD VALLEY HOSPITAL LABORATORY			2	100%	2
LACORP		1	1	50%	2
HEALTH PARTNERS REGIONAL HOSPITAL			2	100%	2
CVS OH3306POCT AKRON		1	1	50%	2
AHSC ADVENTHEALTH WELL 65 PLUS		2			2
CREATIVE HEALTH CENTER			2	100%	2
POMERENE HOSPITAL			2	100%	2



# COVID-19: testing by laboratory

Data through May 24, 2021 verified as of May 25, 2021 at 09:25 AM

Data in this report are provisional and subject to change.

The numbers in the table below represent the number of Florida and non-Florida residents for whom test results were received by the Department of Health. A person can be tested by more than one laboratory and can have both positive and negative results. **Therefore, the sum of the numbers in each column will be larger than the total number of people tested.**

Reporting lab	Inconclusive	Negative	Positive	Percent positive	Total
VILLAGES HEALTH SYSTEM, LLC, THE			2	100%	2
VAULT HEALTH			2	100%	2
CVS IN6611POCT INDIANAPOLIS		1	1	50%	2
The Laurels of Hendersonville		2			2
UNIVERSITY OF MISSOURI HEALTH CARE			2	100%	2
FLORIDA MEDICAL CLINIC RADIOLOGY DALE MABRY		2			2
PM PEDIATRICS OF BAYSIDE, PLLC - RIVE		2			2
PATIENT FIRST - SICKLERVILLE		1	1	50%	2
PIEDMONT URGENT CARE - CONYERS		2			2
MICARE CLINC			2	100%	2
PIEDMONT WALTON HOSPITAL		2			2
VIRGINIA DEPT OF HEALTH OFFICE OF EPIDEMIOLOGY			2	100%	2
HAMPTON VAMC		2			2
EXCELTOX LABORATORIES LLC		2			2
Kroger 745 - The Little Clinic Somerset		2			2
UF KANAPAHA LAB BEAKER		2			2
NEW YORK UNIVERSITY MEDICAL CENTER			2	100%	2
GOUVERNEUR HOSPITAL LABORATORY		2			2
CRAWFORD COUNTY CARE CENTER		2			2
UNIVERSITY OF VERMONT MEDICAL CENTER			2	100%	2
GARNET HEALTH DOCTORS		2			2
US LABS		2			2
ORLANDO DIALYSIS		1	1	50%	2
CARE NOW DENTON			2	100%	2
CARE 365			2	100%	2
POLK PEDIATRICS		1	1	50%	2
CROWN MEDICAL PC		2			2
NYU LANGONE HUNTINGTON MEDICAL GROUP		2			2
Hartwell Health and Rehabilitation		2			2
HUMILITY OF MARY HEALTH PARTNERS			2	100%	2
TANNER MEDICAL CENTER VILLA RICA		2			2
Kroger 020 - The Little Clinic Wheat Ridge		2			2
87TH MEDICAL GROUP - MCGUIRE AMBULATORY CARE FACILITY		2			2
HOLY TRINITY PHARMACY LLC		2			2
MEDEXPRESS URGENT CARE - SPRINGFIELD, COOLEY ST		2			2
Aston Park Health Care Facility		2			2
BEAUREGARD HEALTH SYSTEM			2	100%	2
SHELL POINT HOME HEALTH			2	100%	2
VA CBOC			2	100%	2
RAPID MD			2	100%	2
KIVA AT MOUNT DORA			2	100%	2
CARLE FOUNDATION HOSPITAL LABORATORY			2	100%	2
Kroger 130 - The Little Clinic Colorado Springs		2			2
SANTA ROSA COUNTY HEALTH DEPARTMENT			2	100%	2
WALKONCLINIC			2	100%	2
Kroger 328 - The Little Clinic Henderson Road		2			2
TRUE HEALTH INC			2	100%	2

# COVID-19: testing by laboratory

Data through May 24, 2021 verified as of May 25, 2021 at 09:25 AM

Data in this report are provisional and subject to change.

The numbers in the table below represent the number of Florida and non-Florida residents for whom test results were received by the Department of Health. A person can be tested by more than one laboratory and can have both positive and negative results. **Therefore, the sum of the numbers in each column will be larger than the total number of people tested.**

Reporting lab	Inconclusive	Negative	Positive	Percent positive	Total
CVS MI8287POCT MACOMB		2			2
COOPER CLINIC			2	100%	2
CVS AZ9277POCT TUCSON		2			2
ADVANCED MEDICAL OF FLORIDA			2	100%	2
Medford Multicare		2			2
PRIMARY CARE SERVICES AT WESTMINSTER V		2			2
PALMETTO BAY MEDICAL CENTER		1	1	50%	2
Beecher Manor Nursing and Rehabilitation Center		2			2
SOUTH DAKOTA DEPARTMENT OF HEALTH		2			2
APPLECARE VALDOSTA			2	100%	2
ACCESS MEDICAL GROUP OF TAMPA II, INC		2			2
MOORE CLINICAL RESEARCH INC			2	100%	2
ROUTE 16 PHARMACY LLC DBA HOLLAND PHAR		2			2
MID-FLORIDA HEMATOLOGY AND ONCOLOGY CENTERS		2			2
Lenawee Medical Care Facility		2			2
SAWGRASS PEDIATRIC PARTNERS LLC			2	100%	2
ANDERSON COUNTY HOSPITAL			2	100%	2
AHC Forest cove		2			2
AVERA MEDICAL GROUP			2	100%	2
MARCO ISLAND HOSPITAL INC D/B/A		1	1	50%	2
NEW YORK PSYCHIATRIC INSTITUTE		2			2
SUMMIT URGENT CARE PS			2	100%	2
GERM BUSTERS 911 LLC			2	100%	2
PALM BEACH DIABETES & ENDOCRINE SPECIALISTS PA			2	100%	2
ADVENTHEALTH EAST ORLANDO EMPLOYEE CLINIC		2			2
MEDEXPRESS URGENT CARE - DERBY N ROCK		2			2
Kroger 686 - The Little Clinic Farragut		2			2
UNIVERSITY MEDICAL CENTER OF SOUTHERN NEVADA (UMCSN)			2	100%	2
GULF COAST REGIONAL MEDICAL CARE		2			2
LEHIGH MEDICAL AND RESEARCH CENTER, INC			2	100%	2
NORTHSIDE FAMILY MEDICINE AND URGENT CARE (EAST COBB)		2			2
GUARDIAN HOME CARE OF CENTRAL GEORGIA		2			2
ADVAGENIX			2	100%	2
HAWKEYE CARE CENTER DUBUQUE		2			2
ROYAL OAK MEDICAL CENTER LLC DBA CHARACTER FAMILY			2	100%	2
ARLINGTON DIALYSIS CENTER LLC		2			2
STEWART ST ELIZABETH MEDICAL CENTER			2	100%	2
MIDLAND MEMORIAL HOSPITAL			2	100%	2
Mountainview Nursing Home		2			2
VITAL CARE CLINIC, LLC			2	100%	2
IMMEDIATE CARE MEDICAL CENTER			2	100%	2
WALGREENS NO 10512		1	1	50%	2
UNIVERSITY OF BALTIMORE WASHINGTON MEDICAL CENTER			2	100%	2
SWIFT CREEK HEALTH CENTER AT THE TEMPL		2			2
RUST MEDICAL CENTER		2			2
DELRAY BEACH HEALTH CENTER			2	100%	2
ManorCare Health Services Peters Township		2			2

# COVID-19: testing by laboratory

Data through May 24, 2021 verified as of May 25, 2021 at 09:25 AM

Data in this report are provisional and subject to change.

The numbers in the table below represent the number of Florida and non-Florida residents for whom test results were received by the Department of Health. A person can be tested by more than one laboratory and can have both positive and negative results. **Therefore, the sum of the numbers in each column will be larger than the total number of people tested.**

Reporting lab	Inconclusive	Negative	Positive	Percent positive	Total
SHERIDAN AT HOBE SOUND, THE			2	100%	2
MEDPOST - NORTH DALLAS			2	100%	2
CVS NC6633POCT FAYETTEVILLE		2			2
CORTLAND PARK REHABILITATION AND NURSING CENTER		1	1	50%	2
FLORIDA SOUTHERN COLLEGE		1	1	50%	2
TLC MEDICAL			2	100%	2
Kroger 426 - The Little Clinic Suwanee		2			2
FLORIDA SPINE AND PAIN SPECIALISTS		2			2
TEMPLE UNIVERSITY HOSPITAL			2	100%	2
COLD SPRING HILLS CENTER FOR NURSING A		2			2
Lake Charles Healthcare LLC dba Landmark Lake Charles			2	100%	2
MEDPOST OF MEMPHIS TN			2	100%	2
Church Creek SNF			2	100%	2
WATERBURY HOSPITAL REFERENCE LAB			2	100%	2
LAB PLUS, LLC			2	100%	2
NORTH OKALOOSA PHYSICIAN GRP - WALK IN CLINIC			2	100%	2
CEDARS-SINAI MEDICAL CENTER			2	100%	2
MIRAMAR KIDNEY CENTER		1	1	50%	2
PLASMA MED RESEARCH DBA		2			2
ACKERMAN CANCER CENTER		2			2
NEW YORK CITY CENTRAL COVID			2	100%	2
ALBANNA PEDIATRICS CENTER			2	100%	2
SOLDIERS' HOME OF HOLYOKE		2			2
MINUTECLINIC DIAGNOSTIC OF KANSAS, PC		2			2
URGENTMED PLANTATION			2	100%	2
ADVENT HEALTH - OWASA			2	100%	2
SKY LAKES MEDICAL CENTER		2			2
ACCESS MEDICAL GROUP OF FLORIDA CITY			2	100%	2
MEDICAL ARTS LABORATORY			2	100%	2
KIDS CARE PEDIATRICS			2	100%	2
WHITESANDS OUTPATIENT TREATMENT		2			2
NEIGHBORCARE PHARMACY SERVICES		2			2
SUMMERFIELD RETIREMENT LIVING, INC			2	100%	2
ST MARY MEDICAL CENTER			2	100%	2
MEDEXPRESS URGENT CARE, LEBANON		2			2
CVS MA1877POCT NORTON		2			2
THE WINDSOR ORTEGA		2			2
TENNESSEE DEPARTMENT OF HEALTH (TDH) - REGIONAL LABORATORY			2	100%	2
Mayaguez Outpatient Clinic		2			2
CARBON HEALTH			2	100%	2
BAPTIST HOSPITAL LABORATORY			2	100%	2
MIDWAY UNIVERSITY STUDENT HEALTH CLINIC		2			2
JASPER MEMORIAL HOSPITAL		1	1	50%	2
441 URGENT CARE-MULBERRY			2	100%	2
PALMETTO FAMILY HEALTH CENTER			2	100%	2
BROOKSVILLE DIALYSIS			2	100%	2
TEQUESTA FAMILY MEDICAL CENTER LLC			2	100%	2

# COVID-19: testing by laboratory

Data through May 24, 2021 verified as of May 25, 2021 at 09:25 AM

Data in this report are provisional and subject to change.

The numbers in the table below represent the number of Florida and non-Florida residents for whom test results were received by the Department of Health. A person can be tested by more than one laboratory and can have both positive and negative results. **Therefore, the sum of the numbers in each column will be larger than the total number of people tested.**

Reporting lab	Inconclusive	Negative	Positive	Percent positive	Total
SOUTHERN SPRINGS HEALTH CARE		2			2
Parkview Care and Rehabilitation Center		2			2
DOCTORS MEDICAL CTR OF WALTON COUNTY			2	100%	2
CVS TX7431POCT ROWLETT		2			2
SYLVAN NURSING			2	100%	2
MEDEXPRESS URGENT CARE - MYLAN			2	100%	2
OSF SAINT FRANCIS MEDICAL CENTER LABORATORY			2	100%	2
CDPH K-12 SCHOOL LABORATORIES (HILLSBOROUGH CITY SCHOOL DISTRICT)			2	100%	2
MAIN STREET MEDICAL CENTERS		2			2
INTERNAL MEDICINE ASSOCIATES-DUNELLON			2	100%	2
PALM MEDICAL CENTER - PLANT CITY		2			2
ADVOCATE SHERMAN HOSPITAL			2	100%	2
WOODHILLS LABS			2	100%	2
Parkridge Specialty Care		2			2
SENTARA NORFOLK GENERAL HOSPITAL			2	100%	2
CVS TN5694POCT SODDY DAISY		2			2
SELECT MEDICAL CLINIC			2	100%	2
NEMOURS CHILDRENS HORIZON WEST			2	100%	2
CVS LA1116POCT BATON ROUGE		1	1	50%	2
NIAGARA APOTHECARY INC		2			2
WALGREENS MARATHON		1	1	50%	2
Durham VAMC		2			2
BUCKINGHAM PAVILION INC		2			2
Workmens Circle Multicare Center		2			2
RICHICHI FAMILY HEALTH			2	100%	2
VA WNYHCS - Buffalo Division		1	1	50%	2
ManorCare Rehab Center of Marietta		2			2
REGIONAL MEDICAL LABORATORY			2	100%	2
WELLSTREET SMYNA URGENT CARE		2			2
Lynwood		2			2
WILLOWBROOKE CT AT LIMA ESTATES		2			2
COLONIAL VILLA GOOD SAMARITAN CENTER		2			2
ATLAS GENOMICS			2	100%	2
JOHNSON CITY MEDICAL CENTER		1	1	50%	2
WALGREENS #11560		2			2
AFC PHYSICIANS OF FLORIDA, PA			2	100%	2
UNIVERSITY HOSPITAL OF BROOKLYN		2			2
BLUEWATER TOXICOLOGY			2	100%	2
GREEN POINT RX INC DBA ALTRU CHEMISTS		2			2
ADVENTHEALTH MEDICAL GROUP COLORECTAL SURGERY AT		2			2
DEVLAB, LLC			2	100%	2
ABBEY DELRAY SOUTH IN FLORIDA			2	100%	2
ASHLEY PEDIATRICS			2	100%	2
MILLERSVILLE UNIVERSITY HEALTH SERVICE		2			2
CLINICAL REFERENCE LABORATORY, INC		2			2
UPS			2	100%	2
Kroger 777 - The Little Clinic Shelbyville		1	1	50%	2

# COVID-19: testing by laboratory

Data through May 24, 2021 verified as of May 25, 2021 at 09:25 AM

Data in this report are provisional and subject to change.

The numbers in the table below represent the number of Florida and non-Florida residents for whom test results were received by the Department of Health. A person can be tested by more than one laboratory and can have both positive and negative results. **Therefore, the sum of the numbers in each column will be larger than the total number of people tested.**

Reporting lab	Inconclusive	Negative	Positive	Percent positive	Total
A+ URGENT/PRIMARY CARE			2	100%	2
Garden Isle Healthcare and Rehabilitation Center		2			2
SYNEOS HEALTH			2	100%	2
MONICE DR.			2	100%	2
Life Care Center of Elyria		2			2
Manor At Perrysburg		2			2
The Grand Rehabilitation & Nursing Utica		2			2
WELLNESS MEDICAL CLINIC			2	100%	2
Alden Des Plaines			2	100%	2
BROOKDALE PALM BEACH GARDENS			2	100%	2
LEXINGTON PLACE			2	100%	2
METHODIST SPECIALTY CARE CENTER		2			2
SOUTH TAMPA AFTER HOURS CLINIC			2	100%	2
STARR CITY OF ROMA COMMUNITY CENTER			2	100%	2
CRESTVIEW CLINICAL LABORATORY			2	100%	2
NOVA SOUTHEASTERN UNIVERSITY - STUDENT MEDICAL CTR			2	100%	2
MEMORIAL HOSPITAL OF CARBONDALE			2	100%	2
FLORIDA KEYS PED & ADOLES CTR			2	100%	2
LARKIN COMMUNITY HOSPITAL PALM SPRINGS CAMPUS		1	1	50%	2
University Center East			2	100%	2
MEDEXPRESS URGENT CARE -HOWELL US HWY		2			2
SPRING HILL REGIONAL HOSPITAL			2	100%	2
MEDERI CARETENDERS		1	1	50%	2
BAYMEADOWS PRIMARY CARE		2			2
AUSTIN REGIONAL CLINIC MICROBIOLOGY LAB			2	100%	2
ROCKWALL URGENT CARE			2	100%	2
Fox Subacute at Warrington		2			2
NORTH MCALLEN PEDIATRIC CENTER			2	100%	2
BAYCARE OUTREACH LAB			2	100%	2
Brown Memorial Home		2			2
UNITED MEMORIAL MEDICAL CENTER			2	100%	2
OAKS AT AVON,THE		2			2
JFK MEDICAL CENTER LABORATORY DEPT		2			2
GULFCOAST JEWISH FAMILY			2	100%	2
VA Connecticut HCS - Newington Campus		2			2
HELEN HAYES HOSPITAL LABORATORY		2			2
DIAGNOSTIC CLINIC MEDICAL GROUP INC		2			2
CLEVELAND CLINIC FLORIDA LABORATORY			2	100%	2
ERGENT MED SAINT SIMONS			2	100%	2
CPL LABS			2	100%	2
ANNE ARUNDEL MEDICAL CENTER			2	100%	2
TMH PHYSICIAN PARTNERS PERRY		2			2
ADVANTA ANALYTICAL LABORATORIES			2	100%	2
ASPIRUS RIVERVIEW HOSPITAL & CLINICS INC		1	1	50%	2
AMICUS MEDICAL CENTER LLC			2	100%	2
HAILE MEDICAL GROUP PA		2			2
PROSPECT URGENT CARE			2	100%	2



# COVID-19: testing by laboratory

Data through May 24, 2021 verified as of May 25, 2021 at 09:25 AM

Data in this report are provisional and subject to change.

The numbers in the table below represent the number of Florida and non-Florida residents for whom test results were received by the Department of Health. A person can be tested by more than one laboratory and can have both positive and negative results. **Therefore, the sum of the numbers in each column will be larger than the total number of people tested.**

Reporting lab	Inconclusive	Negative	Positive	Percent positive	Total
MIDDLEBURG PEDIATRICS			2	100%	2
CARENOW LENEXA			2	100%	2
VETERANS AFFAIRS MEDICAL CENTER - GREATER LOS ANGELES			2	100%	2
BOCA RATON REGIONAL HOSPITAL INC			2	100%	2
MEDEXPRESS URGENT CARE-MT PLEASANT		1	1	50%	2
BRANDON REGIONAL HOSPITAL-CLINICAL LAB			2	100%	2
SARASOTA MEMORIAL MEDICAL URGENT CARE CENTER			2	100%	2
EDGEWATER RETIREMENT MANOR			2	100%	2
LITTLE FALLS HOSPITAL LABORATORY		2			2
AL MANI HEALTH INSTUTUTE		2			2
STAGES OF LIFE MEDICAL INSTITUTE			2	100%	2
ABRAKIDABRA PEDIATRIC CLINIC LLC			2	100%	2
Walgreens #19019		2			2
MD NOW URGENT CARE MEDICAL CENTERS INC			2	100%	2
FAMILY URGENT CARE		2			2
HOME ACCESS HEALTH			2	100%	2
CVS OH6185POCT PICKERINGTON		2			2
Northpoint Lexington Healthcare		1	1	50%	2
MOUNT SINAI MEDICAL CENTER OF FLORIDA, INC			2	100%	2
OUR LADY OF THE LAKE REGIONAL MEDICAL CENTER			2	100%	2
PANCARE HEALTH - SNEADS ELEMENTARY			2	100%	2
DOCTORS CARE OF PALM COAST			2	100%	2
MI Nursing Restorative Center		2			2
TRIDENT ANTI AGING LLC			2	100%	2
AHC Humboldt		2			2
PEDIATRIC ASSOCIATES OF JULINGTON CREEK			2	100%	2
Warren Center for Rehabilitation and Nursing		2			2
CVS PHARMACY INC DBA CVS/PHARMACY # 10600		2			2
BAY CORRECTIONAL AND REHABILITATION FACILITY			2	100%	2
CARESPOT URGENT CARE		1	1	50%	2
RHODE ISLAND DEPARTMENT OF HEALTH LABORATORIES			2	100%	2
Great Lakes Health Center			2	100%	2
THE EDGEWATER AND WATERMAN VILLAGE			2	100%	2
VA Greater LA HCS-Santa Maria OPC			2	100%	2
MAINE CENTER FOR DISEASE CONTROL AND PREVENTION			2	100%	2
PATIENT FIRST - WOODBURY		2			2
WESTMINSTER SUNCOAST			2	100%	2
SETON HILL UNIVERSITY		2			2
MEDEXPRESS-DOVER		2			2
SYMPHONY OF BUFFALO GROVE		2			2
LAKE SUCCESS EXTENDED CARE		2			2
KEATING SPORTS CENTER		2			2
MEDICAL CITY LAS COLINAS			2	100%	2
MEDEXPRESS URGENT CARE - BENTON		2			2
OAKBRIDGE TERRACE AT SAE			2	100%	2
STATE OF FLORIDA			2	100%	2
HIGHLAND PARK LAKEWOOD PRESTON HOLLOW			2	100%	2

# COVID-19: testing by laboratory

Data through May 24, 2021 verified as of May 25, 2021 at 09:25 AM

Data in this report are provisional and subject to change.

The numbers in the table below represent the number of Florida and non-Florida residents for whom test results were received by the Department of Health. A person can be tested by more than one laboratory and can have both positive and negative results. **Therefore, the sum of the numbers in each column will be larger than the total number of people tested.**

Reporting lab	Inconclusive	Negative	Positive	Percent positive	Total
ABSOLUTE QUICK CARE		1	1	50%	2
MEASE MANOR MEMORY CARE		2			2
Luther Acres Manor		2			2
Walgreens #7156			2	100%	2
CAROLINAS PHYSICIAN NETWORK			2	100%	2
HEALTH NETWORK			2	100%	2
A G RHODES HOME AT WESLEY WOODS		2			2
MEDEXPRESS URGENT CARE - LINCOLN		2			2
OSF ST JOSEPH MEDICAL CENTER			2	100%	2
BLACKBAG DIGITAL HEALTH LLC		2			2
BIRMINGHAM INTERNAL MEDICINE ASSOCIATE		1	1	50%	2
ARCPPOINTLABS OF VIRGINIA BEACH		1	1	50%	2
ST. MARY'S MEDICAL CENTER EVANSVILLE, INC			2	100%	2
DJ Jacobetti Home for Veterans		2			2
DEKALB MEDICAL CENTER LABORATORY			2	100%	2
Cooperstown Center for Nursing and Rehabilitation		2			2
SPRINGS MEDICAL LAB		1	1	50%	2
Tuscola County Medical Care Community		2			2
PALM CITY NURSING AND REHAB CENTER			2	100%	2
Kroger 667 - The Little Clinic Litchfield Park		2			2
ATLANTIC DIAGNOSTICS			2	100%	2
WALGREENS #15369		2			2
ONTARIO COUNTY PUBLIC HEALTH		2			2
THE HOSPITAL OF PROVIDENCE EMERGENCY ROOM			2	100%	2
JMC TALLAHASSEE, LLC			2	100%	2
JORDAN VALLEY MEDICAL CENTER			2	100%	2
BAYSHORE MEDICAL CENTER			2	100%	2
BAPTIST HEALTHCARE - LAKEVIEW CENTER INC		2			2
CLEVELAND CLINIC IMAGING			2	100%	2
BULLOCK COUNTY HOSPITAL		2			2
AMERICAN MEDICAL LABORATORIES			2	100%	2
DELAWARE DIVISION OF PUBLIC HEALTH			2	100%	2
Kroger 101 - The Little Clinic Hill Top		2			2
INTERMOUNTAIN MEDICAL CENTER			2	100%	2
WELL HEALTH LABS			2	100%	2
MINUTECLINIC DIAG OF IND, LLC #6250		2			2
DOWN HOME MEDICAL			2	100%	2
THE FOUNTAIN AT BOCA CIEGA BAY		2			2
BOCA RATON PHYSICIANS PA			2	100%	2
SIMPLY HEALTHCARE AND WELLNESS CLINIC, PC			2	100%	2
SPRINGFIELD HOSPITAL LABORATORY			2	100%	2
CLEMENT J ZABLOCKI VAMC		2			2
FIRST CHOICE MEDICAL PC			2	100%	2
VALUE DRUGS GREENLAWN INC		2			2
FAST TEST NOW		2			2
ST JOSEPH'S HOSPITAL INC			2	100%	2
Macon Valley Nursing and Rehabilitation Center		2			2

# COVID-19: testing by laboratory

Data through May 24, 2021 verified as of May 25, 2021 at 09:25 AM

Data in this report are provisional and subject to change.

The numbers in the table below represent the number of Florida and non-Florida residents for whom test results were received by the Department of Health. A person can be tested by more than one laboratory and can have both positive and negative results. **Therefore, the sum of the numbers in each column will be larger than the total number of people tested.**

Reporting lab	Inconclusive	Negative	Positive	Percent positive	Total
MARTINSBURG VAMC		2			2
VA Boston HCS-Brockton Division		2			2
BAPTIST HOSPITAL INTERNAL MEDICINE GULF BREEZE			2	100%	2
TSALI CARE CENTER		2			2
INSPIRIT SENIOR LIVING			2	100%	2
Kroger 672 - The Little Clinic Bill Kennedy & Glenwood		2			2
BAYLOR SCOTT & WHITE ALL SAINTS MEDICAL CENTER FT			2	100%	2
ELMHURST MEMORIAL HOSPITAL			2	100%	2
Cottage of the Shoals		2			2
ALLSTATE HEALTH SERVICES, INC		2			2
FL DEPT OF HEALTH MARION COUNTY MOBILE HEALTH UNIT			2	100%	2
LAS PALMAS MEDICAL CENTER			2	100%	2
First Care Living Center/Essentia Health			2	100%	2
BRADENTON DIALYSIS			2	100%	2
WILSON MEMORIAL HOSPITAL			2	100%	2
Pinnacle Assisted Living			2	100%	2
MINUTECLINIC DIAG OF IND, LLC #4368		2			2
KANSAS CITY VA MEDICAL CENTER			2	100%	2
MEDICAL CENTER LABORATORY			2	100%	2
Kroger 596 - The Little Clinic Brentwood		2			2
CENTRAL ARKANSAS VETERANS HEALTHCARE SYSTEM - VETERANS AFFAIRS			2	100%	2
SOWAL HEALTH & DRUG			2	100%	2
BAYLOR SCOTT & WHITE COMPREHENSIVE WOUND			2	100%	2
COOL KIDZ PEDIATRICS			2	100%	2
REHOBOTH MCKINLEY CHRISTIAN HOSPITAL		2			2
PRIMARY CARE SERVICES AT EDGEWATER		2			2
CRUC CMCH-COVID-19		2			2
NOSE AND SINUS INSTITUTE OF BOCA RATON		1	1	50%	2
ROYAL PALM PEDIATRICS			2	100%	2
URGENT CARE AND SURGERY CENTER			2	100%	2
SHEPHERD CENTER CLINICAL LABORATORY		2			2
MINUTECLINIC DIAGNOSTICS OF OKLAHOMA		2			2
REELFOOT FAMILY WALK IN CLINIC - TIPT		2			2
VA Central California HCS		2			2
GOSHEN HOSPITAL			2	100%	2
WyndRidge Health & Rehabilitation		2			2
MAGNOLIA MANOR OF COLUMBUS		2			2
MAYO CLINIC GROUP PRACTICE LABORATORY			2	100%	2
Beth Sholom Home of Eastern Virginia		1	1	50%	2
GILA REGIONAL MEDICAL CENTER		2			2
EASTGENE LABORATORIES		2			2
OHSU LABORATORY SERVICES		2			2
BFT LAB			2	100%	2
MEDEXPRESS URGENT CARE - OMAHA N 72 ST		2			2
MERCY CONVENIENT CARE			2	100%	2
MINUTE CLINIC DIAGNOSTIC PA		1	1	50%	2
Absolut Care at Three Rivers		2			2

# COVID-19: testing by laboratory

Data through May 24, 2021 verified as of May 25, 2021 at 09:25 AM

Data in this report are provisional and subject to change.

The numbers in the table below represent the number of Florida and non-Florida residents for whom test results were received by the Department of Health. A person can be tested by more than one laboratory and can have both positive and negative results. **Therefore, the sum of the numbers in each column will be larger than the total number of people tested.**

Reporting lab	Inconclusive	Negative	Positive	Percent positive	Total
LUTHERAN HOSPITAL OF INDIANA			2	100%	2
Imboden Creek Living Center		2			2
BAYLOR COLLEGE OF MEDICINE			2	100%	2
Holiday Retirement Home			2	100%	2
CARTERSVILLE URGENT CARE		1	1	50%	2
ALBUQUERQUE - AMG SPECIALTY HOSPITAL		2			2
SOUTHEASTERN INSTITUTE OF RESTORATIVE MEDICINE		1	1	50%	2
IDAHO BUREAU OF LABORATORIES		2			2
ST PETERSBURG GENERAL HOSPITAL LABORATORY			2	100%	2
PEACE RIVER CENTER CRISIS STABILIZATION UNIT		1	1	50%	2
SANFORD REGIONAL HOSPITAL WORTHINGTON		2			2
MEDEXPRESS URGENT CARE - ST CLAIR, CLOVER DR.		1	1	50%	2
PREVENTIVE HEALTH PARTNERS I L S C		2			2
DNA DIAGNOSTICS CENTER		2			2
RAPID URGENT CARE INC		2			2
FLORIDA COMMUNITY HEALTH CENTERS, INC.			2	100%	2
BRENTWOOD AT FORE RANCH			2	100%	2
GOSHEN MEDICAL CENTER			2	100%	2
PRECISION CLINICAL RESEARCH			2	100%	2
Guilford Health Care Center		2			2
Kroger 409 - The Little Clinic Hebron Marketplace		1	1	50%	2
WALGREENS # 04626		1	1	50%	2
FIRST CARE WALK IN CLINIC LLC			2	100%	2
CVS OH4327POCT PAINESVILLE		2			2
Sevierville Health and Rehabilitation		2			2
MOSOLF PEDIATRICS PA		1	1	50%	2
DOCTOR TODAY URGENT CARE			2	100%	2
WISCONSIN STATE LABORATORY OF HYGIENE		1	1	50%	2
PHYSICIANS ASSOCIATES PA			2	100%	2
SUNNYSIDE MANOR		2			2
CARELINE PHARMACY AND HEALTHCARE SERVICES		1	1	50%	2
ON-SITE MEDICAL SOLUTIONS		2			2
JASON RHEE, MD		2			2
Ohio Veterans Home-Georgetown		2			2
WELLSTAR SPALDING REGIONAL MEDICAL CENTER		2			2
Village Green Health & Rehabilitation		2			2
SACRED HEART HOSPITAL ON THE EMERALD			2	100%	2
SPARTANBURG REGIONAL MEDICAL CENTER			2	100%	2
WALGREENS #10495		2			2
DESERT SPRINGS HOSPITAL			2	100%	2
CVS AZ5892POCT LAVERN		2			2
APPLING NURSING & REHABILITATION PAVIL		2			2
FLORIDA MEDICAL CLINIC IM LUTZ			2	100%	2
CITY OF NEW YORK DEPARTMENT OF HEALTH			2	100%	2
ST VINCENT'S AMBULATORY CARE INC			2	100%	2
FRASER MEMORIAL HOSPITAL		1	1	50%	2
JACOBO N LAMA, MD PA		2			2

# COVID-19: testing by laboratory

Data through May 24, 2021 verified as of May 25, 2021 at 09:25 AM

Data in this report are provisional and subject to change.

The numbers in the table below represent the number of Florida and non-Florida residents for whom test results were received by the Department of Health. A person can be tested by more than one laboratory and can have both positive and negative results. **Therefore, the sum of the numbers in each column will be larger than the total number of people tested.**

Reporting lab	Inconclusive	Negative	Positive	Percent positive	Total
ROYAL CARE MEDICAL CENTER			2	100%	2
DESERT HOSPITAL/CPHU CLINICAL LABORATORY			2	100%	2
CAROLINAS HEALTHCARE SYSTEM LAB			2	100%	2
Edinboro Manor		2			2
MIAMI DADE MEDICAL RESEARCH INSTITUTE			2	100%	2
HOWELL BRANCH COURT		1	1	50%	2
HEAD 2 TOE PEDIATRICS, PLLC		1	1	50%	2
MEDEXPRESS URGENT CARE, MOSSIDE		2			2
Port Orange Nursing And Rehab Center			2	100%	2
INTI FERNANDEZ MD PA			2	100%	2
MY PHARMACY			2	100%	2
LAKEVIEW HEALTH CARE SYSTEM LLC			2	100%	2
FALMOUTH HOSPITAL		1	1	50%	2
CROSSROADS			2	100%	2
NEXTCARE DOBSON			2	100%	2
The Suites at Western Home Communities		2			2
DELAWARE DIAGNOSTICS LABS			2	100%	2
Covington Care Nursing and Rehabilitation		2			2
Kroger 441 - The Little Clinic Middletown		2			2
JUPITER PEDIATRIC ASSOCIATES, PA		1	1	50%	2
MEDEXPRESS URGENT CARE - BROOKHAVEN		2			2
BUFFALO CROSSINGS HEALTHCARE AND REHABILITATION CENTER			2	100%	2
MIDDLE TENN MENTAL HEALTH INSTITUTE		2			2
HPH HOME CARE		1	1	50%	2
JULIE STAATS DO		2			2
WillowBrooke Court at Southampton Estates		2			2
MD NOW URGENT CARE CENTER INC.			2	100%	2
COVANCE			2	100%	2
Sanctuary Health Wadsworth		2			2
AMERICAN MOLECULAR LABORATORIES			2	100%	2
GRACE HEALTHCARE OF LAKE WALES		1	1	50%	2
UNIVERSITY OF MIAMI SCCC RESEARCH LABORATORY			2	100%	2
EASTERN NIAGARA HOSPITAL		2			2
DIAGNOSTIC AFFILIATES			2	100%	2
CVS AZ9273POCT TUCSON			2	100%	2
YOUTH AND YOU, INC		2			2
WELL-KEY URGENT CARE SEVIERVILLE			2	100%	2
LONG, SARAH		1	1	50%	2
JRS LABORATORY			2	100%	2
EXPRESS CARE OF LEESBURG			2	100%	2
LOWELL GENERAL HOSPITAL			2	100%	2
NORTH MANATEE HEALTH CARE CENTER			2	100%	2
LAB CORP OF AMER SAN DIEGO			2	100%	2
CVS AZ5477POCT SURPRISE		2			2
WALGREENS AGUADILLA (ST 177)		2			2
JACKSON LABORATORY FOR GENOMIC MEDICINE, THE		2			2
Signature Healthcare of Fort Wayne		2			2



# COVID-19: testing by laboratory

Data through May 24, 2021 verified as of May 25, 2021 at 09:25 AM

Data in this report are provisional and subject to change.

The numbers in the table below represent the number of Florida and non-Florida residents for whom test results were received by the Department of Health. A person can be tested by more than one laboratory and can have both positive and negative results. **Therefore, the sum of the numbers in each column will be larger than the total number of people tested.**

Reporting lab	Inconclusive	Negative	Positive	Percent positive	Total
MORRISTOWN MEMORIAL HOSPITAL		2			2
PRONTO URGENT CARE			2	100%	2
Good Samaritan Society Waukon		2			2
CAREWELL JW - WORCESTER LNC			2	100%	2
MEDICAL WEST FREE STANDING ER		2			2
SIGNATURE CARE LEWISVILLE-EMERGENCY CENTER		1	1	50%	2
FRESENIUS KIDNEY CARE SOUTH ST PETERSBURG			2	100%	2
FLORIDA LIVING NURSING CENTER			2	100%	2
DRR JMC URGENT CARE DONALD ROSS			2	100%	2
PUBLIX PHARMACY #1092		2			2
CVS CA8882POCT SAN CLEMENTE		2			2
CVS TX3702POCT KATY		2			2
ORLANDO HEALTH MEDICAL GROUP		1	1	50%	2
AUGUSTA HEALTH SKILLED CARE			2	100%	2
TALLAHASSEE MEMORIAL HEALTHCARE FAMILY MED RESIDENCY			2	100%	2
SALUDA NURSING CENTER		2			2
ABILITY DIAGNOSTICS LLC			2	100%	2
BAYCARE OUTREACH LAB WH SOUTH			2	100%	2
EASTERN NEW MEXICO UNIVERSITY STUDENT		2			2
ORCHARD LABORATORIES			2	100%	2
MATHER HOSPITAL			2	100%	2
FALCON HEALTH CENTER			2	100%	2
STUART SURGERY CENTER, LLC			2	100%	2
DUKE HEALTH REGIONAL HOSPITAL			2	100%	2
DURAND SENIOR CARE & REHAB CENTER		2			2
SOUTHEAST GEORGIA HEALTH SYSTEM			2	100%	2
NEMOURS CHILDREN'S PRIMARY CARE OF VERO BEACH			2	100%	2
PT&J REHAB LLC		1	1	50%	2
FLORIDA PRIMARY CARE CENTER PA		2			2
NORTHWEST MEDICAL CENTER LABORATORY		2			2
TULANE MEDICAL CENTER			2	100%	2
VA Healthcare Center- Newburg		1	1	50%	2
ELITE MEDICAL LABORATORY SOLUTIONS LLC			2	100%	2
Kroger 739 - The Little Clinic La Grange Road		2			2
NATIONWIDE LABORATORY SERVICES		1	1	50%	2
RIVERVIEW MEDICAL CLINIC		2			2
LIBERTY HEALTH CENTER			2	100%	2
GREEN RIVER MEDICAL CENTER			2	100%	2
THOMASVILLE REGIONAL MEDICAL CENTER		2			2
STARR COUNTY MEMORIAL HOSPITAL			2	100%	2
INNOVATIVE CARE II LLC			2	100%	2
ADVENT HEALTH CENTRAL TEXAS		1	1	50%	2
GIGI WOOD DAVIS DO-FAMILY MEDICINE		2			2
FLORIDA MEDICAL CLINIC PA PATEL CW		1	1	50%	2
SECOND STREET GROUP HOME		2			2
CONWAY MEDICAL CENTER			2	100%	2
GASTROENTEROLOGY ASSOCIATES			2	100%	2

# COVID-19: testing by laboratory

Data through May 24, 2021 verified as of May 25, 2021 at 09:25 AM

Data in this report are provisional and subject to change.

The numbers in the table below represent the number of Florida and non-Florida residents for whom test results were received by the Department of Health. A person can be tested by more than one laboratory and can have both positive and negative results. **Therefore, the sum of the numbers in each column will be larger than the total number of people tested.**

Reporting lab	Inconclusive	Negative	Positive	Percent positive	Total
EXPRESS CARE OF THE SHOALS		1	1	50%	2
Bethany Manor		2			2
FLAGLER HOME CARE			2	100%	2
GALEN BAYLOR EXTENSION		2			2
COBLESKILL REGIONAL HOSPITAL		2			2
LP Marietta II, LLC		2			2
LABTOX LABORATORIES			2	100%	2
Avanti Wellness and Rehab			2	100%	2
GOOD PEDIATRICS			2	100%	2
SUMMIT URGENT CARE - MARIETTA		2			2
PHYSICIANS PREMIER			2	100%	2
AMERICAN LAB LLC		1	1	50%	2
CONEMAUGH MEMORIAL MEDICAL CENTER		2			2
IMA MEDICAL CENTER OF SOUTH WEST ORLANDO		1	1	50%	2
BOND COMMUNITY HEALTH CENTER			2	100%	2
HCA HOUSTON ER 24/7			2	100%	2
HOUSTON HEALTH DEPARTMENT - BUREAU OF LABORATORY SERVICES			2	100%	2
Fairhaven Retirement Community		2			2
CHESTERFIELD HEALTHCARE GROUP, INC		2			2
ULTIMATE KIDNEY CARE			2	100%	2
FAST AID URGENT CARE			2	100%	2
BAPTIST HOSPITAL PRIMARY CARE GULF BREEZE			2	100%	2
Greenfield Health & Rehab Center		2			2
CHILDREN'S MEDICAL CENTER-EAST ORLANDO			2	100%	2
Kroger 127 - The Little Clinic Lakewood-Alameda		2			2
Colonial Manor Nursing and Rehabilitation Center		2			2
TEXAS HEALTH ARLINGTON MEMORIAL HOSPITAL			2	100%	2
SIMMONS			2	100%	2
SENDER RETREAT ADULT DAY CARE CENTERS			2	100%	2
Alden Terrace of McHenry			2	100%	2
CVS OH398OPOCT KENT		2			2
NORTH SHORE HEMATOLOGY-ONCOLOGY ASSOCIATES		2			2
CONCENTRA - PLANT CITY		2			2
UT PATH			2	100%	2
HOLSTON MEDICAL GROUP		2			2
MCLAREN REGIONAL MEDICAL CENTER			2	100%	2
INTEGRATED REGIONAL LABS			2	100%	2
SPRING VALLEY HOSPITAL MEDICAL CENTER			2	100%	2
MEDSTAR SOLUTIONS, LLC		2			2
BIONIC TECHNOLOGIES CORPORATION			2	100%	2
UNM SANDOVAL REGIONAL MEDICAL CENTER		2			2
INDIANA STATE DEPARTMENT OF HEALTH LAB			2	100%	2
WEST FLORIDA MEDICAL ASSOCIATES, PA			2	100%	2
RENFREW CENTERS INC		2			2
RABI SINHA, MD		2			2
EAST CENTRAL REGIONAL HOSPITAL GRACEWO		2			2
UW HOSPITAL AND CLINICS		1	1	50%	2

# COVID-19: testing by laboratory

Data through May 24, 2021 verified as of May 25, 2021 at 09:25 AM

Data in this report are provisional and subject to change.

The numbers in the table below represent the number of Florida and non-Florida residents for whom test results were received by the Department of Health. A person can be tested by more than one laboratory and can have both positive and negative results. **Therefore, the sum of the numbers in each column will be larger than the total number of people tested.**

Reporting lab	Inconclusive	Negative	Positive	Percent positive	Total
INTEAM HEALTH, INC.			2	100%	2
FLORIDA CLINICAL LABORATORY INC			2	100%	2
PARK CITY HOSPITAL - RESPIRATORY CARE SERVICES			2	100%	2
LIFETIME FAMILY URGENT CARE			2	100%	2
VASNHS-Northeast PC Clinic		1	1	50%	2
ADVENTHEALTH IMAGING PARTIN SETTLEMENT			2	100%	2
MEDEXPRESS URGENT CARE - ROSS TOWNSHIP		2			2
DUBOIS CONTINUUM OF CARE COMMUNITY INC		2			2
Walgreens #12427		1	1	50%	2
PROVIDENCE MEDICAL GROUP SHERWOOD IMMEDIATE CARE		2			2
ACORN ESTATES		2			2
CAPE FEAR VALLEY MEDICAL CENTER			2	100%	2
SOUTHERN TENNESSEE MEDICAL CENTER			2	100%	2
CVS PA5447POCT NEWTOWN		2			2
MEDEXPRESS URGENT CARE - SPRINGDALE, S 40TH STREET		2			2
MISSION HOSPITAL REGIONAL MEDICAL CENTER			2	100%	2
Winer Haven Health and Rehabilitation Center		2			2
VALLEY BAPTIST MEDICAL CENTER: BROWNSVILLE			2	100%	2
PM PEDIATRICS OF BAYSIDE PLLC - BELLER		2			2
JACKSON LABORATORY OF GENOMIC MEDICINE		2			2
LABCORP OF AMERICA HOLDINGS		1	1	50%	2
CHI MEMORIAL PRIMARY CARE ASSOCIATES-A		2			2
PARKRIDGE MEDICAL CENTER			2	100%	2
PUBLIX PHARMACY #1488		2			2
WEST COAST PEDIATRICS			2	100%	2
SUMMIT URGENT CARE	1	1			2
WALGREENS - 10856		2			2
BIOMAT USA			2	100%	2
Greystone Nursing and Rehab, LLC			2	100%	2
NORTHSIDE FAMILY MEDICINE AND URGENT CARE (CUMMING)		2			2
OUR LOVING HANDS COMPANION SERVICE LLC		2			2
BARDMOOR EMERGENCY CARE CENTER			2	100%	2
GULF COAST MEDICAL CENTER RESPIRATORY CARE			2	100%	2
DESERT ROSE FL LLC		2			2
UWMC MONTLAKE DEPT OF LAB MED			2	100%	2
LADY LAKE FAMILY MEDICINE			2	100%	2
ARCADIA DIALYSIS CENTER			2	100%	2
MAWD PATHOLOGY GROUP			2	100%	2
PUBLIX PHARMACY #1048		2			2
Camellia Gardens		2			2
LAREDO EMERGENCY ROOM			2	100%	2
EASTSIDE SPORTS COMPLEX			2	100%	2
AMERIHEALTH QUICK CARE		2			2
ALTIUS INSTITUTE FOR BIOMEDICAL SCIENCES			2	100%	2
LAWRENCE GENERAL HOSPITAL			2	100%	2
WALKING URGENT CARE INC			2	100%	2
MERCY HEALTH LAB		1	1	50%	2

# COVID-19: testing by laboratory

Data through May 24, 2021 verified as of May 25, 2021 at 09:25 AM

Data in this report are provisional and subject to change.

The numbers in the table below represent the number of Florida and non-Florida residents for whom test results were received by the Department of Health. A person can be tested by more than one laboratory and can have both positive and negative results. **Therefore, the sum of the numbers in each column will be larger than the total number of people tested.**

Reporting lab	Inconclusive	Negative	Positive	Percent positive	Total
Robert Cranfield			2	100%	2
ADVENTHEALTH CENTRA CARE POINCIANA			2	100%	2
UNIVERSITY OF MARYLAND PATHOLOGY ASSOCIATES			2	100%	2
HANOVER ENDOSCOPY CENTER		2			2
Manorcare Health Services West Reading North		2			2
REGIONS HOSPITAL LABORATORY			2	100%	2
Walgreens #5065		2			2
DELAWARE VETERANS HOME		2			2
PUBLIC HEALTH LABORATORY	1		1	50%	2
ESCANDON DIAGNOSTIC CLINIC			2	100%	2
NORTHEAST GEORGIA HEALTH SYSTEM			2	100%	2
AEGIS MEDICAL GROUP LLC			2	100%	2
JUST BELIEVE RECOVERY CENTER			2	100%	2
WOODLAND VILLAGE HEALTHCARE CENTER		2			2
FLORIDA MENTOR FAULKNER GROUP HOME			2	100%	2
CIRRUS DX			2	100%	2
ASSOCIATES IN UROGYNECOLOGY MD LLC		2			2
MOBILE PHLEBOTOMY SERVICES			2	100%	2
U OF MIAMI MILLER SCHOOL OF MEDICINE			2	100%	2
MINUTECLINIC DIAGNOSTIC OF VIRGINIA, LLC #10088		2			2
Walgreens #10207		2			2
Cypress Cove Center		2			2
BAPTIST HEALTH PRIMARY CARE HOMESTEAD			2	100%	2
HEALTHCARE NETWORK			2	100%	2
RIVER CITY MEDICAL ASSOCIATES, INC			2	100%	2
DR JAMES D FORBES FAMILY CARE CENTER			2	100%	2
Iowa Veterans Home		2			2
RAPID URGENT CARE - ALBANY			2	100%	2
MAJESTIC GUARDIANS			2	100%	2
CSS- TWELVE OAKS			2	100%	2
Kroger 549 - The Little Clinic Clinton Highway		2			2
MEDLOGIC, LLC		2			2
CARTER BLOOD CARE			2	100%	2
UNIVERSITY OF MN MEDICAL CENTER EAST CAMPUS			2	100%	2
NEMOURS CHILDRENS PRIMARY CARE			2	100%	2
SOUTHSIDE FAMILY MEDICAL		2			2
UMASS MEMORIAL MEDICAL CENTER, INC		1	1	50%	2
CVS M04088POCT LEES SUMMIT		2			2
HEALTH & REHAB CTR AT DOLPHINS VIEW, THE			2	100%	2
DALLAS MEDICAL CENTER			2	100%	2
PATIENT FIRST-BATTLEFIELD			2	100%	2
DAYTONA BEACH CENTRA CARE			2	100%	2
WEAKLEY COUNTY REHAB AND NURSING CENTER		2			2
ST. JOSEPH REGIONAL MEDICAL CENTER			2	100%	2
NEWTON MEMORIAL HOSPITAL		2			2
PRIMARY HEALTH CARE ASSOCIATES INC			2	100%	2
COLLECTION SITES			2	100%	2

# COVID-19: testing by laboratory

Data through May 24, 2021 verified as of May 25, 2021 at 09:25 AM

Data in this report are provisional and subject to change.

The numbers in the table below represent the number of Florida and non-Florida residents for whom test results were received by the Department of Health. A person can be tested by more than one laboratory and can have both positive and negative results. **Therefore, the sum of the numbers in each column will be larger than the total number of people tested.**

Reporting lab	Inconclusive	Negative	Positive	Percent positive	Total
KAISER SUNNYSIDE MEDICAL CTR LAB		2			2
FHCP ASC - ORANGE CITY			2	100%	2
IN AND OUT URGENT CARE			2	100%	2
RIVIERA BEACH INTEGRATED CARE INC			2	100%	2
PUBLIX PHARMACY #1387		2			2
DIGESTIVE DISEASE CARE PC		2			2
BOSTON PUBLIC HEALTH COMMISSION			2	100%	2
Sanford Health & Rehabilitation			2	100%	2
WALGREENS #06583		2			2
HOLY FAMILY MEDICAL CENTER		1	1	50%	2
STANKUS FAMILY CARE		1	1	50%	2
AGILE URGENT CARE			2	100%	2
CVS NC2297335CV GREENSBORO		2			2
BAPTIST HEALTH LEXINGTON			2	100%	2
SOUTHERN BREEZE HEALTHCARE		1	1	50%	2
The Palms Nursing and Rehabilitation		1	1	50%	2
PALOS COMMUNITY HOSPITAL LABORATORY			2	100%	2
Friendship Manor Inc.		2			2
EVERYBODY'S FAMILY CLINIC		2			2
CHNJ		2			2
UNIVERSITY OF ILLINOIS HOSPITAL			2	100%	2
SCIENTIFIC LABORATORY COMPANY		2			2
DELMAR GARDENS OF O'FALLON		2			2
GOLDSTEIN			2	100%	2
IN & OUT URGENT CARE METAIRIE			2	100%	2
PEACE RIVER MEDICAL CENTER		2			2
FLORIDA MEDICAL CLINIC CARDIOLOGY-ZH			2	100%	2
ST ANTHONY'S PINELLAS CARE CLINIC			2	100%	2
Delaware Court Healthcare Center		2			2
ABSOLUTE CAREGIVERS HOME HEALTH AGENCY INC			2	100%	2
DALLAS VA MEDICAL CENTER - VA NORTH TEXAS HEALTH CARE SYSTEM			2	100%	2
EXCEPTIONAL EMERGENCY CENTER - AMARILLO			2	100%	2
MILLER'S MERRY MANOR		2			2
MEDEXPRESS URGENT CARE - LINCOLN N 26T		2			2
PALM BAY COMMUNITY OUTPATIENT CLINIC		2			2
SCHEURER HOSPITAL		2			2
MILFORD REGIONAL HOSPITAL			2	100%	2
CARINGPLUS HOMECARE LLC		1	1	50%	2
Green Mountain Nursing and Rehabilitation		2			2
VOLUNTEERS OF AMERICA OF FLORIDA			2	100%	2
POMONA VALLEY COMMUNITY HOSPITAL			2	100%	2
CORNELIA REDDY URGENT CARE		2			2
GOLISANO PEDIATRICS PORT CHARLOTTE HARBOR		2			2
MINUTECLINIC DIAGNOSTIC PA #7110		2			2
QUALITY URGENT CARE CENTER		1	1	50%	2
MIDWAY SPECIALTY CARE CENTER INC		2			2
SMITH NORTHVIEW HOSPITAL LAB			2	100%	2



# COVID-19: testing by laboratory

Data through May 24, 2021 verified as of May 25, 2021 at 09:25 AM

Data in this report are provisional and subject to change.

The numbers in the table below represent the number of Florida and non-Florida residents for whom test results were received by the Department of Health. A person can be tested by more than one laboratory and can have both positive and negative results. **Therefore, the sum of the numbers in each column will be larger than the total number of people tested.**

Reporting lab	Inconclusive	Negative	Positive	Percent positive	Total
FLORIDA MEDICAL CENTER OF CLEARWATER		2			2
Fairlane Gardens Nursing and Rehab at Reading		2			2
CAROLINA BAY HEALTHCARE CTR OF WILMING		2			2
CPL INC/BSSC PATHOLOGY		2			2
SHORE MEDICAL CENTER		2			2
LEE PHYSICIAN GROUP FAMILY MEDICINE AT BABCOCK		2			2
Veterans Health Administration-Public Health Reference Laboratory		1	1	50%	2
EASTLAKE MEDICAL CENTER		2			2
BROOKS -TLC HOSPITAL SYSTEM			2	100%	2
DALLAS BAPTIST UNIVERSITY - HEALTH SERVICES			2	100%	2
PM PEDIATRICS OF BAYSIDE PLLC - HOPEWELL JUNCTION		2			2
LOURDES-NOREEN MCKEEN RESIDENCE□			2	100%	2
Wetumpka Health and Rehab, LLC		2			2
EMORY DECATUR HOSPITAL - EMORY MEDICAL		2			2
BERKSHIRE MEDICAL CENTER			2	100%	2
Oakview Nursing & Rehab		2			2
NEW YORK CITY DEPARTMENT OF HEALTH			2	100%	2
WEST BOCA MEDICAL CENTER			2	100%	2
Elba Nursing and Rehabilitation Center, LLC		2			2
PRESTIGE EMERGENCY ROOM LLC			2	100%	2
Kroger 096 - The Little Clinic Orchard and Holly		2			2
Mount Olivet Careview Home		2			2
SUNCOAST BLOOD BANK			2	100%	2
Van Wert Manor		2			2
Aurora CBOC			2	100%	2
ROCKEFELLER UNIVERSITY CLINICAL GENOMICS LABORATOR		2			2
MIDWAY PRIMARY CARE LLC		2			2
MOUNT ST MARYS HOSPITAL OF NIAGARA FALLS		1	1	50%	2
PTC LABORATORIES			2	100%	2
OAKMONT WEST- GREENVILLE SC		2			2
OELWEIN HEALTH CARE CENTER		2			2
SCDHEC BUREAU OF LABORATORIES			2	100%	2
TRINITAS REGIONAL MEDICAL CENTER		1	1	50%	2
FORT MYERS NORTH DIALYSIS		1	1	50%	2
RM LAB LLC DBA EXPRESS LAB		2			2
PULMONARY MEDICINE		2			2
PRIMACARE MEDICAL LAKEWOOD			2	100%	2
SALEM VAMC		2			2
CLEAR LAKE REGIONAL MEDICAL CENTER			2	100%	2
Kroger 647 - The Little Clinic Newnan Crossings		1	1	50%	2
CVS MA38POCT CHARLTON		2			2
LIFESPAN HEALTH - SELMER		2			2
LIFT HEALTH		2			2
CQUENTIA NGS, LLC			2	100%	2
Mary Anna Nursing Home		2			2
Parkwood in the Pines		2			2
UHEALTH CARDIOLOGY			2	100%	2

# COVID-19: testing by laboratory

Data through May 24, 2021 verified as of May 25, 2021 at 09:25 AM

Data in this report are provisional and subject to change.

The numbers in the table below represent the number of Florida and non-Florida residents for whom test results were received by the Department of Health. A person can be tested by more than one laboratory and can have both positive and negative results. **Therefore, the sum of the numbers in each column will be larger than the total number of people tested.**

Reporting lab	Inconclusive	Negative	Positive	Percent positive	Total
MAYO CLINIC COUMADIN CLINIC LABORATORY		1	1	50%	2
RAPID RESULT CORP LLC		1	1	50%	2
SWEETWATER NURSING CENTER		2			2
CLEAR CHOICE MD URGENT CARE			2	100%	2
CAREATC - PALM HARBOR		1	1	50%	2
LEESBURG DIALYSIS CENTER		1	1	50%	2
PINARD HOME HEALTH SERVICES INC			2	100%	2
Good Samaritan Society-Blackduck		1	1	50%	2
MOBILE HEALTH LABS LLC			2	100%	2
WALGREENS #13605		2			2
Henry County Health and Rehabilitation		2			2
CVS TX7601POCT CROWLEY		2			2
VANAYER HEALTHCARE AND REHAB CENTER		2			2
Kroger 519 - The Little Clinic Georgesville Square		2			2
MEDEXPRESS URGENT CARE - HAZLET		1	1	50%	2
TEXAS HEALTH CARE			2	100%	2
FLORIDA DEPARTMENT OF HEALTH IN LEE COUNTY		1	1	50%	2
MID AMERICA CLINICAL LABS			2	100%	2
SIMEDHEALTH CHIEFLAND DRAW STATION		1	1	50%	2
HAMILTON CHD		2			2
LOUIS A JOHNSON VAMC		2			2
COMPLETE HEALTH MEDICAL CENTER			2	100%	2
STEELFUSION/RJ LEE GROUP LABORATORY			2	100%	2
Maine VA HCS		2			2
WARE EXPRESS CARE			2	100%	2
SOUTH HILLSBOROUGH CBOC			2	100%	2
UNIVERSITY OF TEXAS AT EL PASO, THE			2	100%	2
Pathways Nursing and Rehabilitation Center		2			2
Kroger 550 - The Little Clinic Bellevue		2			2
PEACEHEALTH CENTRAL		2			2
UT AUSTIN UNIVERSITY HEALTH SERVICES			2	100%	2
ADVENTIST HINSDALE HOSPITAL LABORATORY			2	100%	2
GRANDVIEW COLLEGE STUDENT HEALTH CENTE		2			2
MINERS COLFAX MEDICAL CENTER		2			2
WARD MEMORIAL HOSPITAL		2			2
SPECTRUM HEALTH			2	100%	2
ASCENSION ST MICHAEL'S HOSPITAL LAB		1	1	50%	2
MOSAIC MEDICAL CENTER MARYVILLE			2	100%	2
Walgreens #9278		2			2
Piney Grove Nursing and Rehabilitation Center		2			2
SIGNAL DIAGNOSTICS DBA FLOWHEALTH LABS			2	100%	2
NEW BRIDGE MEDICAL CENTER		2			2
BMC/JACSONVILLE		1	1	50%	2
Essex Center for Rehabilitation and Healthcare		2			2
UNIVERSITY OF MIAMI MEDICINE CLINIC DRI			2	100%	2
Jacob's Creek Nursing and Rehabilitation Center		2			2
RM PHARMACY SERVICES INC		1	1	50%	2

# COVID-19: testing by laboratory

Data through May 24, 2021 verified as of May 25, 2021 at 09:25 AM

Data in this report are provisional and subject to change.

The numbers in the table below represent the number of Florida and non-Florida residents for whom test results were received by the Department of Health. A person can be tested by more than one laboratory and can have both positive and negative results. **Therefore, the sum of the numbers in each column will be larger than the total number of people tested.**

Reporting lab	Inconclusive	Negative	Positive	Percent positive	Total
BELLIN HOSPITAL			2	100%	2
FLAGLER PROFESSIONAL HEALTH CAE SERVICES INC		2			2
CVS M05724POCT KANSAS CITY		2			2
VALLEY MEDICAL LABORATORY			2	100%	2
Grand Junction VAMC		2			2
Robert J Dole VAMC		2			2
Cortland Acres Association		2			2
SUDARSAN KAMISSETTY MD PA			2	100%	2
INTEGRITY CLINICAL RESEARCH CENTER INC		1	1	50%	2
TEXAS REGIONAL ASTHMA & ALLERGY CENTER			2	100%	2
Kroger 853 - The Little Clinic East Broad Street		2			2
Oakmont of Katy Nursing and Rehabilitation		2			2
Kroger 412 - The Little Clinic Oxford		2			2
EXPERTUS LABORATORIES, INC.			2	100%	2
GENETIC ASSAYS INC			2	100%	2
NEW DISCOVERY BIOLOGICS, LLC		1	1	50%	2
WALGREENS #05018		2			2
MEMORIAL SLOAN KETTERING CANCER CENTER		1	1	50%	2
PHYSICIANS URGENT CARE PLLC		2			2
Kroger 619 - The Little Clinic Hendersonville Indian Lake		2			2
OMEGA RESEARCH CONSULTANTS			2	100%	2
ILLINOIS DEPT OF PUBLIC HEALTH LABS			2	100%	2
PHOEBE BERKS HEALTH CARE CENTER		2			2
RAINY LAKE MEDICAL CENTER			2	100%	2
SENECA HEALTH CARE CENTER		2			2
Garden Care Center		2			2
PORTAGE MEDICAL CENTER			2	100%	2
WILCOX MEDICAL CENTER-ALMA COLLEGE		2			2
Chatham Nursing and Rehab Center		2			2
Kroger 407 - The Little Clinic Lexington		1	1	50%	2
CROSSTOWN PHARMACY		2			2
CVS MA1875POCT ASHLAND		1	1	50%	2
AMEDISYS HOME HEALTH OF GREENVILLE			2	100%	2
NEMOURS CHILDREN'S PRIMARY CARE THE VILLAGES		2			2
PREMIER FAMILY CARE I, INC			2	100%	2
DEL SOL MEDICAL CENTER			2	100%	2
Providence of Sparta Health and Rehabilitation		2			2
DIVERSE MEDICAL CARE LLC			2	100%	2
COLONIAL HEALTH CARE		1	1	50%	2
IRA FIALKO DO			2	100%	2
LIFEGUARD AMBULANCE SERVICES LLC, TEXAS- SAN			2	100%	2
METROHEALTH SYSTEM			2	100%	2
PALMS OF FT MYERS,THE			2	100%	2
MCCALLIE SCHOOL-STUDENT HEALTH CENTER		2			2
DEPT OF HEALTH			2	100%	2
WEST VIRGINIA LABORATORIES			2	100%	2
ATVIVO LLC		2			2

# COVID-19: testing by laboratory

Data through May 24, 2021 verified as of May 25, 2021 at 09:25 AM

Data in this report are provisional and subject to change.

The numbers in the table below represent the number of Florida and non-Florida residents for whom test results were received by the Department of Health. A person can be tested by more than one laboratory and can have both positive and negative results. **Therefore, the sum of the numbers in each column will be larger than the total number of people tested.**

Reporting lab	Inconclusive	Negative	Positive	Percent positive	Total
SOUTHERN OHIO MEDICAL CENTER			2	100%	2
FLORIDA DEPARTMENT OF HEALTH PINELLAS COUNTY-PPD CLINICAL RESEARCH UNIT			2	100%	2
STUDENT HEALTH SERVICES			2	100%	2
CARRIER MILLS NURSING & REHABILITATION CENTER LLC		2			2
ST. VINCENT HOSPITAL			2	100%	2
MINUTE CLINIC DIAGNOSTICS OF IN, LLC #6252		2			2
TMH PHYSICIAN PARTNERS MONTICELLO		1	1	50%	2
POINT OF CARE PRIVATE HEALTH MANAGEMENT			2	100%	2
UNITED MEMORIAL		2			2
FKC AMELIA ISLAND DIALYSIS			2	100%	2
UNIVERSITY COMMUNITY HEALTH SERVICES		1	1	50%	2
CareATC - Enovation Controls			2	100%	2
CARIBOU MEDICAL CENTER			2	100%	2
ROBERTS WESLEYAN COLLEGE HEALTH CENTE		2			2
ALLSOUTH URGENT CARE CLINIC			1	100%	1
Kroger 368 - The Little Clinic Frankfort West		1			1
CERTUS OC OPCO, LLC			1	100%	1
Eagle Point Health Care Center		1			1
CARENOW URGENT CARE-MURFREESBORO			1	100%	1
HUNTERS CREEK MEDICAL ASSOCIATES PA		1			1
Heartland Health Care Center Jacksonville			1	100%	1
HUNEYCUTT FAMILY PRACTICE			1	100%	1
GENEVA FAMILY HEALTH			1	100%	1
TAMPA FAMILY HEALTH CENTERS			1	100%	1
QC LABORATORY			1	100%	1
CVS TN6394POCT BRENTWOOD		1			1
WILLOWBROOKE COURT AT MATTHEWS GLEN		1			1
KETAMINE HEALTH CENTERS OF WEST PALM BEACH LLC		1			1
ST CHARLES REDMOND LABORATORY		1			1
NORWALK HOSPITAL			1	100%	1
BEAUMONT HOSPITAL			1	100%	1
Livingston County Center for Nursing and Rehabilitation		1			1
PRIORITY CARE LLC			1	100%	1
ROSE HAVEN NURSING CENTER		1			1
HERITAGE HEALTHCARE CENTER AT TALLAHASSEE			1	100%	1
SONORAN DESERT PATHOLOGY			1	100%	1
BRONSON METHODIST HOSPITAL			1	100%	1
ORDRS, INC.			1	100%	1
CLEVELAND HEARTLAB			1	100%	1
CURELOGICS WOUND CARE & HYPERBARIC CENTER		1			1
Melbourne Terrace Rehabilitation Center			1	100%	1
Medilodge of East Lansing		1			1
BATESVILLE - SHERWOOD URGENT CARE			1	100%	1
Greene Meadows Nursing and Rehabilitation Center		1			1
RIVERSIDE PEDIATRIC GROUP, INC		1			1
WRNMMC BETHESDA			1	100%	1

# COVID-19: testing by laboratory

Data through May 24, 2021 verified as of May 25, 2021 at 09:25 AM

Data in this report are provisional and subject to change.

The numbers in the table below represent the number of Florida and non-Florida residents for whom test results were received by the Department of Health. A person can be tested by more than one laboratory and can have both positive and negative results. **Therefore, the sum of the numbers in each column will be larger than the total number of people tested.**

Reporting lab	Inconclusive	Negative	Positive	Percent positive	Total
FLORIDA HOSPITAL LAB			1	100%	1
PALMETTO PRIMARY CARE PHYSICIANS			1	100%	1
ARTIS SENIOR LIVING OF DAVIE, LLC		1			1
ACUTE AND COMMUNICABLE DISEASE PREVENTION			1	100%	1
OMAHA VA MEDICAL CENTER			1	100%	1
PEDRO MENENDEZ HEALTH CENTER AT ST JOHNS			1	100%	1
Arch Plaza Nursing and Rehabilitation Center			1	100%	1
THE MADEIRA SCHOOL		1			1
OMC PRIMARY CARE - HOSPITAL CAMPUS			1	100%	1
FREEPORT ER DOX URGENT CARE		1			1
BLUFFTON HEALTH CENTER			1	100%	1
POETS WALK SARASOTA			1	100%	1
BIOMAT ORLANDO		1			1
ST JUDE CARE CENTER		1			1
TEXAS HEALTH ARLINGTON MEMORIAL		1			1
WESTMORELAND REGIONAL HOSPITAL			1	100%	1
HEALTH PARTNERS LLC		1			1
SUMMIT DETOX INC			1	100%	1
VA North May Outpatient Clinic		1			1
HABANA HEALTH CARE CENTER			1	100%	1
Robinson Terrace Rehabilitation and Nursing Center		1			1
CHI ST VINCENT LITTLE ROCK DIAGNOSTIC CLINIC			1	100%	1
DOCS OUTSIDE THE BOX INC			1	100%	1
MADISON REHABILITATION HOSPITAL		1			1
FALKVILLE HEALTHCARE		1			1
CITRONELLE HEALTH AND REHABILITATION CENTER		1			1
CAPSTONE REHABILITATION AND HEALTHCARE		1			1
BRIDGES AT LIFE CARE CENTER OF OCALA, THE			1	100%	1
Roscoe Rehabilitation and Nursing Center		1			1
TMH URGENT CARE CENTER			1	100%	1
CVS IL2297652CV CHICAGO		1			1
Maple Lane Nursing Home		1			1
INTERNAL MEDICINE ASSOCIATES		1			1
SIERRA HEALTH CARE CENTER		1			1
AMERICAN DRUG TESTING LAB LLC			1	100%	1
APPLECARE URGENT CARE JESUP			1	100%	1
SANTA BARABARA ALF LLC (THE WINDSOR)			1	100%	1
BEACH CARE PLLC			1	100%	1
FLORIDA HOME HEALTH			1	100%	1
Brakeley Park Center		1			1
CARENOW-MONTGOMERY			1	100%	1
EVEZIA DIAGNOSTICS			1	100%	1
ISSAM ALBANNA MD PA			1	100%	1
325		1			1
SURGERY CENTER, THE			1	100%	1
PUBLIX PHARMACY #1114			1	100%	1
PERRY COUNTY NURSING HOME		1			1



# COVID-19: testing by laboratory

Data through May 24, 2021 verified as of May 25, 2021 at 09:25 AM

Data in this report are provisional and subject to change.

The numbers in the table below represent the number of Florida and non-Florida residents for whom test results were received by the Department of Health. A person can be tested by more than one laboratory and can have both positive and negative results. **Therefore, the sum of the numbers in each column will be larger than the total number of people tested.**

Reporting lab	Inconclusive	Negative	Positive	Percent positive	Total
ER NEAR ME HULEN		1			1
OAKWOOD HOSPITAL - DEARBORN LAB			1	100%	1
BETTER U BETTER LIFE WELLNESS LLC			1	100%	1
JACKSON MADISON CO. GEN. HOSPITAL			1	100%	1
CANDLER HOSPITAL			1	100%	1
ROSEN MEDICAL CENTER AT ROSEN COLLEGE CAMPUS			1	100%	1
MOUNT SINAI MEDICAL CENTER AVENTURA ER			1	100%	1
JACKSON GENERAL HOSPITAL			1	100%	1
DOYLESTOWN HOSPITAL			1	100%	1
Highland Pointe Health and Rehabilitation center		1			1
SUNCOAST RESEARCH GROUP LLC			1	100%	1
NORTHWESTERN UNIVERSITY HEALTH SERVICE			1	100%	1
BHS PHYSICIAN NETWORK			1	100%	1
SCRIPPS MERCY HOSPITAL			1	100%	1
VA ST LOUIS HEALTH CARE SYSTEM			1	100%	1
WAYNE COUNTY PUBLIC HEALTH		1			1
SIPERSTEIN DERMATOLOGY LLC			1	100%	1
NORTHERN NEVADA MEDICAL CENTER			1	100%	1
MDS PHARMA SERVICES		1			1
BAPTIST HOSPITAL FAMILY MEDICINE &			1	100%	1
ST JOHN HOSPITAL & MEDICAL CENTER MICRO			1	100%	1
USC VERDUGO HILLS HOSPITAL			1	100%	1
ENCOMPASS HEALTH REHAB HOSP NEW ENGLAND		1			1
White Oak Manor - Rock Hill		1			1
MARTIN MEMORIAL MEDICENTER			1	100%	1
LRHS Pablo Urgent Care		1			1
MID-FLORIDA PATHOLOGY LLC		1			1
MEDSTAR FAMILY CARE		1			1
HONEY BROOK MED INVESTORS LTD/DBA		1			1
SYNERGENE LABORATORY			1	100%	1
Indian Oaks Living Center		1			1
Kroger 390 - The Little Clinic North College Hill		1			1
GATEWAY LABORATORIES		1			1
ALLIED PHYSICIANS GROUP		1			1
WORKCARE, INC GLOBALFOUNDRIES			1	100%	1
Waters of Covington		1			1
NEW ERA COMMUNITY HEALTH CENTER LLC		1			1
CDR MAGUIRE - STUART MISSION			1	100%	1
FLORIDA ORTHOPAEDIC INSTITUTE SURGERY		1			1
FAYETTE MEDICAL CENTER LAB		1			1
PULMONARY, CRITICAL CARE AND SLEEP DISORDERS INSTITUTE OF SOUTH FLORID			1	100%	1
Hawthorne House		1			1
SANTA CLARA VALLEY MEDICAL CENTER			1	100%	1
INNOVATIVE CARE PARTNERS PLLC			1	100%	1
CAREWELL URGENT CARE FITCHBURG			1	100%	1
OCALA REGIONAL DIALYSIS- NORTH			1	100%	1
LYSTER MAIN LAB, FT RUCKER		1			1

# COVID-19: testing by laboratory

Data through May 24, 2021 verified as of May 25, 2021 at 09:25 AM

Data in this report are provisional and subject to change.

The numbers in the table below represent the number of Florida and non-Florida residents for whom test results were received by the Department of Health. A person can be tested by more than one laboratory and can have both positive and negative results. **Therefore, the sum of the numbers in each column will be larger than the total number of people tested.**

Reporting lab	Inconclusive	Negative	Positive	Percent positive	Total
INFANTS & CHILDREN PA			1	100%	1
COMMUNITY			1	100%	1
MEDICAL COLLEGE OF GEORGIA MEDICAL CENTER			1	100%	1
MCALLEN MEDICAL CENTER			1	100%	1
RED BUG LAKE ROAD OVIEDO COVID			1	100%	1
BROOKDALE WEST PALM BEACH			1	100%	1
DYNACARE NORTHWEST INC			1	100%	1
LEGACY AT HIGHWOODS PRESERVE		1			1
COASTAL PEDIATRICS LLC			1	100%	1
TAWAS CITY OPCO, LLC		1			1
HEARTLAND KNOLLVIEW MI LLC		1			1
CRUSADER COMMUNITY HEALTH			1	100%	1
DILELLA			1	100%	1
JOHN MANCHIN SR HEALTH CARE CENTER		1			1
HENRY FORD HOSPITAL			1	100%	1
NEMOURS CHILDREN'S PRIMARY CARE			1	100%	1
QUALITY CLINICAL LAB LLC			1	100%	1
WYOMING OPCO, LLC DBA MEDILODGE OF WYO		1			1
Whispering Pines Nursing & Rehabilitation Center		1			1
WELLSTAR STUDENT SERVICES-MARIETTA CLI		1			1
SAINT JOSEPH'S HOSPITAL AND MEDICAL CENTER		1			1
SUNDIAL MANUFACTURING		1			1
ST JOHN'S MEDICAL CENTER, TETON VILLAGE			1	100%	1
JAX FAMILY CARE		1			1
ADVENTHEALTH WOUND CARE CENTER			1	100%	1
GADSDEN FAMILY PRACTICE		1			1
MEDONE URGENT CARE			1	100%	1
Diversicare of Smyrna		1			1
BAPTIST MEDICAL PLAZA AT WESTCHESTER			1	100%	1
NABI		1			1
Ramsey Village		1			1
METROPOLITAN			1	100%	1
NEMOURS CHILDREN HOSPITAL			1	100%	1
IVY CREEK FAMILY CARE OF TROY			1	100%	1
BMC MAYPORT			1	100%	1
Court House Center		1			1
Nemours Children's Clinic-Orla			1	100%	1
LIFE SAVERS EMERGENCY ROOM II, LLC		1			1
HEALTH CONSERVATION, INC		1			1
Senior Rehab & Recovery Center at Limestone Health Facility		1			1
MED-LAKE LABORATORY			1	100%	1
CVS OH6153POCT COLUMBUS		1			1
WINNIFRED ASSISTED LIVING FACILITY INC		1			1
SIGNATURE CARE MIDLAND			1	100%	1
ANDERSON FAMILY MEDICINE			1	100%	1
Victory Health and Rehabilitation			1	100%	1
Seal Rock Healthcare		1			1

# COVID-19: testing by laboratory

Data through May 24, 2021 verified as of May 25, 2021 at 09:25 AM

Data in this report are provisional and subject to change.

The numbers in the table below represent the number of Florida and non-Florida residents for whom test results were received by the Department of Health. A person can be tested by more than one laboratory and can have both positive and negative results. **Therefore, the sum of the numbers in each column will be larger than the total number of people tested.**

Reporting lab	Inconclusive	Negative	Positive	Percent positive	Total
MD NOW MEDICAL CENTERS, INC			1	100%	1
TENNOVA ER - SANGO			1	100%	1
Kroger 838 - The Little Clinic Fairborn		1			1
CAPITAL HEALTH PLAN - GOVERNORS SQUARE			1	100%	1
CARSON NURSING AND REHABILITATION CENTER		1			1
CareATC - Columbia College #58		1			1
VISTA LAKE ASSISTED LIVING			1	100%	1
BELMONT VILLAGE AT JOHNS CREEK		1			1
WEST BOYNTON DIALYSIS			1	100%	1
BRIGHAM YOUNG UNIV STUDENT HEALTH CTR			1	100%	1
1ST CALL PRIMARY CARE LLC			1	100%	1
ODESSA MEMORIAL HOSPITAL			1	100%	1
ORCHID TERRACE		1			1
Brownwood Nusing & Rehabilitation		1			1
DU QUOIN NURSING & REHABILITATION CENTER LLC		1			1
BAPTIST HEALTH PRIMARY CARE AT CUTLER BAY			1	100%	1
RELIANCE HOME HEALTH CARE INC		1			1
NURSECARE OF ATLANTA INC DBA		1			1
LAKE TRAVIS EMERGENCY HOSPITAL			1	100%	1
GAMMA HEALTHCARE, INC		1			1
MONROE HOSPITAL			1	100%	1
DELTA INTERNAL MEDICINE CENTER			1	100%	1
ANMED HEALTH MEDICAL CENTER			1	100%	1
ALBUQUERQUE INDIAN HEALTH CENTER		1			1
SPECTRUM LABORATORY			1	100%	1
Lemont Nursing and Rehab Center			1	100%	1
ADVENTHEALTH ALTAMONTE SPRINGS EMPLOYEE CLINIC			1	100%	1
THE TOLEDO HOSPITAL			1	100%	1
TRUCARE LIVING CENTERS - SELMA			1	100%	1
DIXIE REGIONAL MEDICAL CENTER			1	100%	1
ADVENTHEALTH PHYSICIAN GROUP - APPLEWOOD			1	100%	1
CORDOVA FAMILY PRACTICE			1	100%	1
THE LITTLE CLINIC, LLC			1	100%	1
T.J. HEALTH PAVILION			1	100%	1
ADAPTIVE BIOTECHNOLOGIES			1	100%	1
URGENT CARE NORTHWEST		1			1
DAVITA DIALYSIS-NORTH			1	100%	1
MEDTOWN PHARMACY			1	100%	1
DR PHILLIPS CENTER FOR WELLNESS		1			1
Bayou Vista Community Care Center			1	100%	1
DBA HICKORY CREEK AT ROCHESTER		1			1
CVS IL2297651CV JOLIET		1			1
CATERPILLAR INC - MIAMI DISTRIBUTION CENTER			1	100%	1
MOUNT SINAI CORAL GABLES			1	100%	1
JPS HEALTH CENTER AT TRUE WORTH PLACE			1	100%	1
Kroger 698 - The Little Clinic 14th Street/Bell		1			1
PROGRESSIVE MEDICAL RESEARCH			1	100%	1

# COVID-19: testing by laboratory

Data through May 24, 2021 verified as of May 25, 2021 at 09:25 AM

Data in this report are provisional and subject to change.

The numbers in the table below represent the number of Florida and non-Florida residents for whom test results were received by the Department of Health. A person can be tested by more than one laboratory and can have both positive and negative results. **Therefore, the sum of the numbers in each column will be larger than the total number of people tested.**

Reporting lab	Inconclusive	Negative	Positive	Percent positive	Total
SMITH KLINE			1	100%	1
ANY LAB TEST NOW JACKSONVILLE		1			1
OPTI MED PHARMACY		1			1
CHEROKEE PARK REHABILITATION		1			1
MEDICAL CENTER FRANKLIN			1	100%	1
Walgreens #11854			1	100%	1
SHANNON CLARK OD, PA			1	100%	1
MEDCOR AT ROYAL CARIBBEAN			1	100%	1
URGENT CARE CENTER OF PORT ORANGE LLC			1	100%	1
LIFE CARE CENTER OF GWINNETT		1			1
PEDIATRIC ASSOCIATES - DORAL			1	100%	1
Kroger 500 - The Little Clinic Speedway		1			1
ST LUKES HOSPITAL LAB			1	100%	1
CARESPOT - OVIEDO			1	100%	1
SOUTHWEST REGIONAL PCR LABORATORY			1	100%	1
CVS KS8601POCT OVERLAND PARK			1	100%	1
SUNCOAST BEHAVIORAL HEALTH CENTER			1	100%	1
BOCA GENERAL AND FAMILY MEDICINE		1			1
Heritage Inn Health and Rehabilitation		1			1
MEMORIAL HERMANN SOUTHWEST HOSPITAL			1	100%	1
ALLIANCE LABORATORY SERVICES			1	100%	1
MEDEXPRESS URGENT CARE - HAMILTON SQUA		1			1
SKYRIDGE CLINICAL ASSOCIATES		1			1
GENERATIONS CENTER OF SPENCER		1			1
CARESPOT - LEE VISTA			1	100%	1
FLORIDA MEDICAL CLINIC PA GI			1	100%	1
Walgreens #3049		1			1
SANFORD HOME		1			1
Kroger 353 - The Little Clinic Harpers Point		1			1
WINDMOOR HEALTHCARE			1	100%	1
DISCOVERY AT HOME, LLC			1	100%	1
PEDIATRICS AND FAMILY CARE, LLC			1	100%	1
HEART 2 HEART FAMILY PRACTICE			1	100%	1
Ideal Senior Living Center		1			1
BROCK HUGHES MEDICAL CENTER			1	100%	1
Rio Grande City Nursing and Rehab Center			1	100%	1
HEALTH FIRST MEDICAL GROUP LLC			1	100%	1
TRAVERSE CITY OPCO, LLC		1			1
ARLINGTON ADULT RESIDENTIAL FACILITY, INC			1	100%	1
Manor Care of Dallastown d/b/a ManorCare Health Services - Dallastown		1			1
Ranger Care Center			1	100%	1
HIDALGO FAMILY CLINIC			1	100%	1
TARRANT MEDICAL ASSOCIATES			1	100%	1
GIBSON AREA PRIMARY CARE			1	100%	1
STONECREST MEDICAL CENTER		1			1
ADVENTHEALTH MEDICAL GROUP UROLOGY AT EAST ORLANDO		1			1
OUCH URGENT CARE			1	100%	1

# COVID-19: testing by laboratory

Data through May 24, 2021 verified as of May 25, 2021 at 09:25 AM

Data in this report are provisional and subject to change.

The numbers in the table below represent the number of Florida and non-Florida residents for whom test results were received by the Department of Health. A person can be tested by more than one laboratory and can have both positive and negative results. **Therefore, the sum of the numbers in each column will be larger than the total number of people tested.**

Reporting lab	Inconclusive	Negative	Positive	Percent positive	Total
Acts Manor House		1			1
SAINT JOSEPHS HOSPITAL OF ATLANTA			1	100%	1
STAT EMERGENCY CENTER			1	100%	1
UNIVERSITY OF FLORIDA			1	100%	1
PHYSICIANS PRIMARY CARE LEHIGH PEDS			1	100%	1
CROWN COLONY PEDIATRICS		1			1
CVS OH5458POCT GROVE CITY		1			1
PEDIATRIC PARTNERS			1	100%	1
BLAKE AT PENSACOLA OPERATION CO, LLC, THE			1	100%	1
CHILDREN'S NATIONAL MEDICAL CENTER			1	100%	1
UABC			1	100%	1
HEALTHPARTNERS HUDSON CLINIC			1	100%	1
San Antonio Residence and Rehabilitation Center		1			1
FAIRHAVEN		1			1
BONNER GENERAL HOSPITAL		1			1
FORT MYERS DIALYSIS		1			1
WELLNOW URGENT CARE-OSWEGO			1	100%	1
PATIENT FIRST - VOORHEES		1			1
ULTIMATE ANALYSIS LABORATORY			1	100%	1
INTERNAL MEDICINE GROUP OF CENTRAL FLORIDA			1	100%	1
CARRINGTON, LLC D/B/A THE CARRINGTON		1			1
COUPEVILLE SCHOOL DISTRICT #204		1			1
Carrington Park			1	100%	1
ST. ANDREW'S SCHOOL		1			1
FAU MEMORY & WELLNESS CENTER			1	100%	1
CVS AZ3264POCT PHOENIX			1	100%	1
WEST CARVER MEDICAL ASSOCIATES		1			1
AAA MEDICAL TESTING			1	100%	1
ATLANTIS VISION CENTER			1	100%	1
HEALTH & WELLNESS PROFESSIONALS INC			1	100%	1
GENESIS MICROBIOLOGY LAB		1			1
EXCEPTIONAL EMERGENCY CENTER			1	100%	1
SUNRISE CLINIC SANTA ROSA		1			1
HARMONY HEALTHCARE ORLANDO INC		1			1
SS VASCULAR			1	100%	1
PALM SPRINGS GENERAL HOSPITAL			1	100%	1
PUTNAM CO HOSPITAL-D/B/A ASBURY TOWERS		1			1
El Paso Health Care Center			1	100%	1
PULSE MEDICAL DOCTOTS LLC			1	100%	1
WAUCONDA CARE		1			1
Jenkins Living Center		1			1
EDGAR PRICE FAMILY & CHILDREN HEALTHCARE CENTER			1	100%	1
OPTIMAL MEDICINE INC		1			1
SYNERGY DIALYSIS INC			1	100%	1
FAIRFAX COUNTY HEALTH DEPT LABORATORY			1	100%	1
INFINITY HOME CARE OF PORT CHARLOTTE, LLC			1	100%	1
SANTA ROSA PEDIATRICS			1	100%	1



# COVID-19: testing by laboratory

Data through May 24, 2021 verified as of May 25, 2021 at 09:25 AM

Data in this report are provisional and subject to change.

The numbers in the table below represent the number of Florida and non-Florida residents for whom test results were received by the Department of Health. A person can be tested by more than one laboratory and can have both positive and negative results. **Therefore, the sum of the numbers in each column will be larger than the total number of people tested.**

Reporting lab	Inconclusive	Negative	Positive	Percent positive	Total
CHILDRENS DOCTOR OF TAMPA BAY, THE			1	100%	1
VISTA DEL SOL MED ASSOC		1			1
Bivins Pointe			1	100%	1
CVS AZ69POCT PEORIA		1			1
EASTSIDE MEDICAL CLINIC		1			1
FAWCETT MEMORIAL HOSPITAL NURSING			1	100%	1
DSI LABORATORIES-NAPLES-7TH			1	100%	1
UT HEALTH RIO GRANDE VALLEY SPECIALTY PEDIATRICS			1	100%	1
DEL PRADO MEDICAL CENTER, INC		1			1
URGENT DOC -NACOGODOCHES CLINIC			1	100%	1
MBMG OF WINTER HAVEN			1	100%	1
NEW VISION MEDICAL LABORATORIES			1	100%	1
THE HEART HOSPITAL BAYLOR PLANO			1	100%	1
DISCOVERY GENOMICS		1			1
SACRED HEART HEALTH SYSTEM- MIDWIFE PROGRAM			1	100%	1
WALMART PHARMACY 10-4554		1			1
Wildwood Healthcare		1			1
Carrollton Manor Inc		1			1
Crisp Regional Nursing and Rehab Center		1			1
MEDEXPRESS URGENT CARE - CABOT			1	100%	1
SOUTHWEST FLORIDA DIVISION LAB			1	100%	1
GARNET HEALTH URGENT CARE		1			1
MEMORIAL URGENT CARE CENTER -			1	100%	1
SKIN AND CANCER ASSOCIATES LLP		1			1
DIMMIT REGIONAL HOSPITAL			1	100%	1
DERMDX, DIV OF AURORA DIAGNOSTICS/BERNHARDT LAB		1			1
ROMULO CAMOGLIANO MD/INTERNAL MEDICINE			1	100%	1
CARENOW MURFREESBORO MEDICAL CENTER PK		1			1
Redstone Highlands			1	100%	1
LAKE LURE HEALTH CENTER			1	100%	1
ADVENTHEALTH MEDICAL GROUP OBSTETRICS AND			1	100%	1
Florence Nursing and Rehabilitation Center		1			1
Shoreline Care Center			1	100%	1
BRADEN CLINIC		1			1
RAYMOND F CARON MD			1	100%	1
SUN DISCOUNT PHARMACY			1	100%	1
ALLIED PEDIATRICS & FAMILY MEDICINE			1	100%	1
WINCHESTER URGENT CARE, PC		1			1
UNIVERSITY OF MD PATH ASSOC- MD GENOMICS			1	100%	1
Elm Crest Senior Living Community		1			1
NEXTCARE NIFONG			1	100%	1
Ladera Center		1			1
FLORIDA ADVANCED MEDICAL AND DERM AESTHETICS LLC			1	100%	1
LIFE CARE CENTER OF HILTON HEAD		1			1
WILSON FAMILY MEDICINE LLC		1			1
Marysville Care Center		1			1
VA Central Western Massachusetts HCS		1			1

# COVID-19: testing by laboratory

Data through May 24, 2021 verified as of May 25, 2021 at 09:25 AM

Data in this report are provisional and subject to change.

The numbers in the table below represent the number of Florida and non-Florida residents for whom test results were received by the Department of Health. A person can be tested by more than one laboratory and can have both positive and negative results. **Therefore, the sum of the numbers in each column will be larger than the total number of people tested.**

Reporting lab	Inconclusive	Negative	Positive	Percent positive	Total
WELL KEY URGENT CARE MARYVILLE		1			1
AFFILIATED LABORATORIES INC			1	100%	1
CERMAK IMMEDIATE CARE			1	100%	1
PROVENA SAINT JOSEPH MEDICAL CENTER			1	100%	1
OXY-GENLAB			1	100%	1
THE INTERNAL MEDICAL GROUP		1			1
BRIDGEWATER AT WATERMAN VILLAGE			1	100%	1
WESLEY MEDICAL CENTER			1	100%	1
VELOCITY URGENT CARE - LITTLE CREEK			1	100%	1
Sage Bluff Health & Rehabilitation Center		1			1
VA OPTOMETRY CLINIC			1	100%	1
Monument Health Strugis Care Center		1			1
CENTRAL FLORIDA HEALTH CARE, INC			1	100%	1
HERITAGE SHADYSIDE		1			1
CACERES SPECIALIZED GYNECOLOGY		1			1
BAPTIST HOSPITAL FAMILY MEDICINE TIGER POINT			1	100%	1
HARDVARD VANGUARD MEDICAL ASSOCIATES - NEEDHAM			1	100%	1
FRESENIUS SOUTH FORT MYERS		1			1
SAPLING GROVE URGENT CARE		1			1
Kroger 444 - The Little Clinic Dent		1			1
BAYSHORE DIALYSIS			1	100%	1
MEADOWS PARK HEALTH AND REHABILITATION		1			1
AFC URGENT CARE SWAMPSCOTT			1	100%	1
441 URGENT CARE CENTER - BROWNWOOD			1	100%	1
INTERNAL MEDICINE OF SOUTHWEST FLORIDA			1	100%	1
ALTAMONTE MEDICAL ASSOCIATES PA			1	100%	1
SANFORD LABORATORIES WATERTOWN			1	100%	1
BROOKSHIRE, THE			1	100%	1
Community Compassion Center of Batesville			1	100%	1
SEATTLE-KING COUNTY			1	100%	1
BAYLOR SCOTT & WHITE MEDICAL SURGICAL CLINIC			1	100%	1
LiveWell		1			1
SPINE & PAIN CONSULTANT PLLC		1			1
FAIRVIEW SOUTHDALE			1	100%	1
BECKLEY VAMC		1			1
Oklahoma Methodist Manor			1	100%	1
RIVERSIDE MEDICAL CENTER		1			1
Walgreens #11724		1			1
HEALTH SERVICES-COLUMBIA COLLEGE		1			1
CUSTOM SCRIPTS PHARMACY		1			1
WALGREENS #06887		1			1
STEWART FLORIDA ALF, INC			1	100%	1
CHILDREN'S AT SATELLITE BOULEVARD URGE		1			1
Heartland of Perrysburg		1			1
FRIO REGIONAL PRIMARY CARE AND URGENT CARE CLINIC			1	100%	1
LUNA BECK MD & ASSOCIATES PA			1	100%	1
FRESENIUS KIDNEY CARE HILLSBOROUGH			1	100%	1

# COVID-19: testing by laboratory

Data through May 24, 2021 verified as of May 25, 2021 at 09:25 AM

Data in this report are provisional and subject to change.

The numbers in the table below represent the number of Florida and non-Florida residents for whom test results were received by the Department of Health. A person can be tested by more than one laboratory and can have both positive and negative results. **Therefore, the sum of the numbers in each column will be larger than the total number of people tested.**

Reporting lab	Inconclusive	Negative	Positive	Percent positive	Total
Sanctuary Pointe Nursing & Rehab		1			1
FLAGLER PROFESSIONAL HEALTH CARE SERVICES INC		1			1
ADVANCED CARDIOVASCULAR DIAGNOSTICS PL		1			1
Falmouth By The Sea			1	100%	1
WHEATON FRANCISCAN LABORATORY			1	100%	1
MEMORIAL HOSPITAL LOS BANOS			1	100%	1
NORTHWEST COMMUNITY HOSPITAL LABORATORY			1	100%	1
STERLING HOUSE OF PORT ORANGE		1			1
MID FLORIDA BIOLOGICALS			1	100%	1
TAMPA HEALTH CARE PROVIDERS PA		1			1
SJMC PHYSICIAN SERVICES			1	100%	1
BOND COUNTY HEALTH DEPARTMENT			1	100%	1
CAN COMMUNITY HEALTH LLC		1			1
EUROFINS APPLIED GENOMICS - LOUISVILLE		1			1
PHOEBE HOME INC		1			1
CARESPOT EXPRESS HEALTHCARE BOYNTON BEACH			1	100%	1
HARDIN HEALTH INC		1			1
Strasburg Care Center		1			1
Hillside Rehab and Care Center			1	100%	1
Spring Gate Rehab and Healthcare Center		1			1
Avon Health Center		1			1
Troy Center for Rehabilitation & Nursing		1			1
CLERMONT PEDIATRICS, PA			1	100%	1
MEDEXPRESS URGENT CARE-MEADVILLE			1	100%	1
Kittanning Care Center		1			1
PCG MOLECULAR			1	100%	1
CONCIERGE IV NUTRITION			1	100%	1
Walgreens #3661		1			1
CHC			1	100%	1
Hempfield Manor		1			1
WALGREENS #4086		1			1
Seacrest Village		1			1
COLOMBO'S PHARMACY		1			1
MINUTE CLINIC DIAGNOSTIC MED GRP OF CA		1			1
Traymore Nursing Center		1			1
MCR HEALTH MEDICAL EXPRESS			1	100%	1
SUMMERFIELD PRIMARY CARE ASSOCIATES			1	100%	1
ANDERSON NURSING CENTER			1	100%	1
Cerenity Senior Care-White Bear Lake		1			1
Remarkable Healthcare Dallas			1	100%	1
MEDICAL LIFE-INC GUIDEWELL EMERGENCY MEDICINE			1	100%	1
APC HEALTH LLC			1	100%	1
CONNECTICUT PEDIATRICS @ CHC		1			1
BAPTIST HOSPITAL EAST			1	100%	1
ALLEGHENY COUNTY HEALTH DEPARTMENT - PUBLIC HEALTH LABORATORY			1	100%	1
UHEALTH LEJEUNE INTERNAL MEDICINE			1	100%	1
PUBLIX PHARMACY #0332		1			1

# COVID-19: testing by laboratory

Data through May 24, 2021 verified as of May 25, 2021 at 09:25 AM

Data in this report are provisional and subject to change.

The numbers in the table below represent the number of Florida and non-Florida residents for whom test results were received by the Department of Health. A person can be tested by more than one laboratory and can have both positive and negative results. **Therefore, the sum of the numbers in each column will be larger than the total number of people tested.**

Reporting lab	Inconclusive	Negative	Positive	Percent positive	Total
INTERIM HEALTHCARE OF PALM COAST			1	100%	1
SAINT ALPHONSUS REGIONAL MEDICAL CENTER			1	100%	1
MAHONEY PEDIATRICS PA			1	100%	1
MT VIEW			1	100%	1
HATLEY HEALTH CARE, INC		1			1
ALL AMERICAN FAMILY AND GERIATRIC CARE			1	100%	1
SISTERS MISSION			1	100%	1
VICTORIA PAIN AND REHABILITATION CENTER			1	100%	1
MEDEXPRESS URGENT CARE - LEOMINSTER		1			1
AMBRY GENETICS CORP	1				1
WALKERS DRUG STORE			1	100%	1
WOODHAVEN RETIREMENT COMMUNITY		1			1
FIVE STAR PREMIER RESIDENCES OF POMPANO BEACH			1	100%	1
Kroger 016 - The Little Clinic Centennial		1			1
Avista Nursing and Rehab			1	100%	1
DISPATCH HEALTH - TEXAS, PA			1	100%	1
KEY WEST BRANCH MEDICAL CLINIC			1	100%	1
LOGAN COUNTY HOSPITAL			1	100%	1
EUROFINS PHOENIX			1	100%	1
WORKFORCE HEALTH DEPARTMENT			1	100%	1
LANGLEY DIALYSIS			1	100%	1
Rosa Coplon Jewish Home and Infirmary		1			1
NOVANT HEALTH PRINCE WILLIAM WELLNESS CENTER			1	100%	1
MRMC LAB MICRO			1	100%	1
AESTHETIC PHYSICIANS PC			1	100%	1
BARTLE'S PHARMACY INC			1	100%	1
LABORATORY COPRORATION OF AMERICA			1	100%	1
RIVERVIEW PRIMARY CARE ASSOCIATES		1			1
IMMERSION RECOVERY CENTER LLC			1	100%	1
GENESIS HEALTH SYSTEM			1	100%	1
Magnolia Manor of St. Simons Island		1			1
Summit Medical Group Morristown Oncology		1			1
Good Samaritan Society - Albion		1			1
D'YOUVILLE SCHOOL OF PHARMACY		1			1
REGIONAL MEDICAL CENTER			1	100%	1
MYLAN-SOUTH POINT PA		1			1
JUPITER MEDICAL GROUP			1	100%	1
UMC WEST CLINIC			1	100%	1
FLORIDA WATERMAN HOSPITAL			1	100%	1
DPH OP LAB			1	100%	1
MOUNT DORA DIALYSIS			1	100%	1
YOUTH HEALTH CENTER OF HUNTINGTON		1			1
FIT4LIFE MEDICAL CENTER			1	100%	1
ASHLEY K SHARMA MD PA			1	100%	1
CASA DE ORO CARE AND REHABILITATION CE		1			1
RIVERTON CBOC			1	100%	1
PSL JAX BEACH OPERATIONS LLC			1	100%	1

# COVID-19: testing by laboratory

Data through May 24, 2021 verified as of May 25, 2021 at 09:25 AM

Data in this report are provisional and subject to change.

The numbers in the table below represent the number of Florida and non-Florida residents for whom test results were received by the Department of Health. A person can be tested by more than one laboratory and can have both positive and negative results. **Therefore, the sum of the numbers in each column will be larger than the total number of people tested.**

Reporting lab	Inconclusive	Negative	Positive	Percent positive	Total
WESTMINSTER COLLEGE		1			1
ORMOND PEDIATRICS PA			1	100%	1
INNOVATIVE HEALTH DIAGNOSTIC OF CALIFORNIA			1	100%	1
CATHOLIC MEDICAL CENTER			1	100%	1
INTERIM HEALTHCARE			1	100%	1
HEALTHCARE PARTNERS FAMILY MEDICINE LLC			1	100%	1
RADIANCE HEALTH RX		1			1
SAINT AGNES HOSPITAL			1	100%	1
MINUTECLINIC DIAGNOSTIC OF TN PC #6437		1			1
MEDEXPRESS URGENT CARE - JACKSON		1			1
PORT ST JOHN DERMATOLOGY		1			1
TILE PHARMACY		1			1
Nemours Children's Primary			1	100%	1
SPRINGFIELD HOSPITAL			1	100%	1
VARAHI PHARMACY INC			1	100%	1
Hinesville VA Clinic		1			1
Chateau Dville Rehab & Retirement		1			1
Grays Harbor Health and Rehabilitation		1			1
ADVANCED LABORATORY SERVICES			1	100%	1
HARBIN CLINIC, LLC - MAIN OFFICE		1			1
HOLMES FAMILY PRACTICE PA			1	100%	1
ALAN MOORE		1			1
Churchman Village LLC		1			1
Absolut Care of Gasport		1			1
ADDINGTON PLACE EAST LAKE		1			1
SAINT FRANCIS HOSPITAL			1	100%	1
SPECTRUM LUDINGTON			1	100%	1
VANAJA SUREDDI MD PA			1	100%	1
BROOKS COUNTY HOSPITAL			1	100%	1
WALGREENS # 12338		1			1
SUNRISE/QUAY COUNTY HEALTH CLINIC		1			1
NAVICENT HEALTH OCONEE, LLC		1			1
LACKAWANNA HEALTH AND REHAB CENTER		1			1
BIODORON LABORATORIES			1	100%	1
MISSION REGIONAL MEDICAL CENTER			1	100%	1
SUMMERBIO LLC			1	100%	1
BREVARD COUNTY JAIL			1	100%	1
SUNSHINE FAMILY & WELLNESS CENTER			1	100%	1
WELLSTREET CLAIRMONT		1			1
PINELLAS POINT NURSING AND REHAB CENTER			1	100%	1
CHATEAU MADELEINE - SENIOR LIVING & MEMORY CARE			1	100%	1
Accordius Health at Harrisonburg		1			1
MED FIRST URGENT CARE CENTERS INC			1	100%	1
WASHINGTON SOLDIERS HOME AND COLONY		1			1
CONVENIENT MD			1	100%	1
Pinnacle Health and Rehab at South Portland		1			1
MAINE HEALTH AND ENVIRONMENTAL TESTING LABORATORY			1	100%	1



# COVID-19: testing by laboratory

Data through May 24, 2021 verified as of May 25, 2021 at 09:25 AM

Data in this report are provisional and subject to change.

The numbers in the table below represent the number of Florida and non-Florida residents for whom test results were received by the Department of Health. A person can be tested by more than one laboratory and can have both positive and negative results. **Therefore, the sum of the numbers in each column will be larger than the total number of people tested.**

Reporting lab	Inconclusive	Negative	Positive	Percent positive	Total
EXPRESS LAB LIVINGSTON			1	100%	1
GENESIS HOME HEALTH CARE SERVICES OF			1	100%	1
ARIZONA STATE LABORATORY			1	100%	1
CLEVELAND CLINIC FLORIDA WAIVED			1	100%	1
HENRICO DOCTORS HOSPITAL LABORATORY			1	100%	1
AYASS BIOSCIENCE			1	100%	1
HARDIN MEMORIAL HOSPITAL - HEARTLAND PATHOLOGY CONSULTANTS			1	100%	1
DOCTORS MEDICAL CENTER			1	100%	1
CLEVELAND CLINIC OUTPATIENT LABORATORY			1	100%	1
Wedgewood Manor		1			1
VCU HEALTH MEDICAL CENTER PATHOLOGY			1	100%	1
SUNSHINE URGENT CARE			1	100%	1
ROCHELLE PARK MEDICAL CENTER PA		1			1
SANCHEZ CAZAU MEDICAL GROUP			1	100%	1
CHILDRENS AT NORTH POINT URGENT CARE L		1			1
EAST LANSING OPCO		1			1
Avantara Lake Norden		1			1
FIRST CARE HOME SERVICES INC			1	100%	1
JOHN H. STROGER, JR. HOSPITAL OF COOK COUNTY			1	100%	1
HEARTLAND NURSING & REHABILITATION		1			1
FLORIDA HEART AND VASCULAR MULTISPECIALTY GROUP PA			1	100%	1
MIAMI JEWISH DIALYSIS			1	100%	1
WMG URGENT CARE WOODSTOCK			1	100%	1
ADVANCE FLORIDA CONSULTING			1	100%	1
PATIENT FIRST - GARRISONVILLE			1	100%	1
PEDIATRIC ASSOCIATES - JACKSONVILLE			1	100%	1
BAPTIST MEDICAL CENTER			1	100%	1
DR Q PEDIATRICS			1	100%	1
ARTESIAN HOME		1			1
ST JOHN FISHER COLLEGE HEALTH AND WELLNESS		1			1
HIGHLANDS CLINICAL LABORATORY			1	100%	1
AMBULATORY CARE CLINIC, LLC			1	100%	1
AHC Dyersburg		1			1
PRIME CARE FAMILY MEDICINE			1	100%	1
Kroger - KRO01100688			1	100%	1
MARYLAND DEPARTMENT OF HEALTH AND MENTAL HYGIENE			1	100%	1
Raleigh Center (WV)			1	100%	1
LAKE VIEW COURT		1			1
BRISTOL REGINAL MEDICAL CENTER			1	100%	1
HEALTH GUAGE			1	100%	1
US LABORATORIES			1	100%	1
FRESENIUS MEDICAL CARE TRADTION			1	100%	1
WEST FLORIDA MEDICAL CENTER CLINIC			1	100%	1
DEVLIN MANOR NURSING AND REHABILITATION		1			1
SILVER SPRINGS SHORES DIALYSIS			1	100%	1
MARTIN LUTHER KING RENAL INSTITUTE			1	100%	1
URGENTMED			1	100%	1

# COVID-19: testing by laboratory

Data through May 24, 2021 verified as of May 25, 2021 at 09:25 AM

Data in this report are provisional and subject to change.

The numbers in the table below represent the number of Florida and non-Florida residents for whom test results were received by the Department of Health. A person can be tested by more than one laboratory and can have both positive and negative results. **Therefore, the sum of the numbers in each column will be larger than the total number of people tested.**

Reporting lab	Inconclusive	Negative	Positive	Percent positive	Total
ENCOMPASS HEALTH REHABILITATION HOSPITAL OF		1			1
Kroger 569 - The Little Clinic Gallatin		1			1
LAKEWOOD RANCH URGENT CARE PA			1	100%	1
CLASSEN URGENT CARE CLINIC			1	100%	1
CHILDREN'S AT CHAMBLEE BROOKHAVEN URGE		1			1
WESTON COUNTY HEALTH SERVICES			1	100%	1
RIVER CHASE HEALTH AND REHABILITATION CENTER			1	100%	1
HALE KUPUNA HERITAGE HOME		1			1
FIRST MED URGENT CARE - NW 39TH			1	100%	1
WEDGEWOOD URGENT CARE			1	100%	1
PRECISE PATHOLOGY ASSOCIATES PLLC			1	100%	1
WALGREENS #05690		1			1
KENDALL PEDIATRICS PARTNERS LLC			1	100%	1
SOPHIA MEDICAL ASSOCIATES, PC			1	100%	1
SHANNON MEDICAL CENTER			1	100%	1
ST. JOSEPH MERCY ANN ARBOR HOSPITAL			1	100%	1
KAISER PERMANENTE REGIONAL REFERENCE LABORATORY		1			1
EVENTIDE LUTHERAN HOME		1			1
OMNICARE PHARMACY OF TEXAS 1, LP		1			1
Shelbyville Manor		1			1
WELLSTREET SANDY SPRINGS		1			1
CORAL SPRINGS RAPID ANTIGEN TESTING			1	100%	1
FAMILY MEDICAL CENTER OF HOLLYWOOD PA			1	100%	1
CARDIAC AND VASCULAR CONSULTANTS MD PA		1			1
YOUR KIDS URGENT CARE			1	100%	1
ACL LABORATORIES			1	100%	1
TRIPLE O RESEARCH INSTITUTE PA			1	100%	1
FAMILY HEALTHCARE SERVICES			1	100%	1
EH FARGO HOSPITAL LABORATORY			1	100%	1
UNIVERSITY OF MIAMI - LENNAR CENTER			1	100%	1
CVS OH3481POCT MARYSVILLE		1			1
CORPORATION OF AMERICA		1			1
HALIFAX FAMILY HEALTH CENTER			1	100%	1
CONEY ISLAND HOSP			1	100%	1
View Ridge Care Center		1			1
KELLY			1	100%	1
MEDEXPRESS URGENT CARE - WILLINGBORO		1			1
CORVALLIS CLINIC PC LAB		1			1
HUNTSVILLE HOSPITAL			1	100%	1
CENTER AT WATERFRONT		1			1
WYTHE CNTY COMMUNITY HOSP LABORATORY			1	100%	1
Encompass Health Rehab Hosp Albuquerque		1			1
BROOKSVILLE REGIONAL HOSPITAL			1	100%	1
DOCTORS URGENT CARE OFFICE			1	100%	1
FRESENIUS MEDICAL CARE TAMPA LLC			1	100%	1
CORE OCCUPATIONAL MEDICINE			1	100%	1
DESTIN SURGERY CENTER LTD		1			1

# COVID-19: testing by laboratory

Data through May 24, 2021 verified as of May 25, 2021 at 09:25 AM

Data in this report are provisional and subject to change.

The numbers in the table below represent the number of Florida and non-Florida residents for whom test results were received by the Department of Health. A person can be tested by more than one laboratory and can have both positive and negative results. **Therefore, the sum of the numbers in each column will be larger than the total number of people tested.**

Reporting lab	Inconclusive	Negative	Positive	Percent positive	Total
Williamstown Commons			1	100%	1
HEARTLAND OF ZEPHYRHILLS FL, LLC			1	100%	1
PALM BEACH PEDIATRIC UROLOGY			1	100%	1
BON SECOURS ST FRANCIS MEDICAL CENTER (LABORATORY)			1	100%	1
FAITH FAMILY PRACTICE			1	100%	1
PINECREST MANOR		1			1
MEDHEALTH CLINICAL INC			1	100%	1
INDIANA INTERNAL MEDICINE			1	100%	1
CLARKSVILLE MANOR INC		1			1
THYROID SPECIALTY LABORATORY			1	100%	1
ADVANCE CARDIOVASCULAR IMAGING, INC			1	100%	1
Heartland of Columbia		1			1
METHODISM MIDLOTHIAN MEDICAL CENTER			1	100%	1
The Pines at Catskill		1			1
PREVENTIVE CARDIOLOGY AND INTERNAL MEDICINE ASSOCI			1	100%	1
NEW ULM MEDICAL CENTER			1	100%	1
NHC HEALTH CARE CENTER		1			1
SARASOTA MEMORIAL HOSPITAL		1			1
NHSN_AIMS		1			1
SINAI URGENT CARE FORT WORTH, LLC			1	100%	1
JET MEDICAL CENTER			1	100%	1
GULF BREEZE TREATMENT CENTER, LLC			1	100%	1
INDIGO PALMS			1	100%	1
ST ROSE HOSPITAL			1	100%	1
VIVIAN SIMMONS FAMILY PRACTICE			1	100%	1
CFHC - FROSTPROOF			1	100%	1
CELEBRATION FAMILY PHYSICIANS LLC			1	100%	1
PRESTIGE ER			1	100%	1
FAMILY MEDICAL CENTERS			1	100%	1
NORTH CAROLINA STATE LABORATORY OF PUBLIC HEALTH, SPECTRUM LAB NETWORK			1	100%	1
RENEGADEXBIO, PBC	1				1
LIBERTY COMMONS NURSING AND REHABILITA		1			1
SOUTH COUNTY NURSING AND REHABILITATION		1			1
FLORIDA HOSPITAL TRANSPLANT CENTER		1			1
Walgreens #9121		1			1
PENNY PEDIATRICS		1			1
IC LABS			1	100%	1
BACON COUNTY HOSPITAL		1			1
TMH PHYSICIAN PARTNERS WAKULLA			1	100%	1
NORTH WEST FLORIDA DIAGNOSTIC ENOCRINOLOGY CLINIC			1	100%	1
MIAMI CHILDRENS HOSPITAL MIDTOWN OUTPATIENT CENTER			1	100%	1
WALGREENS #05150		1			1
CVS TX7824POCT GARLAND		1			1
Good Samaritan Society-Atkinson		1			1
EAST END PEDIATRICS		1			1
SOFFER HEALTH INSTITUTE			1	100%	1
TRANSCEND PERFORMANCE AND LIFESTYLE INSTITUTE			1	100%	1

# COVID-19: testing by laboratory

Data through May 24, 2021 verified as of May 25, 2021 at 09:25 AM

Data in this report are provisional and subject to change.

The numbers in the table below represent the number of Florida and non-Florida residents for whom test results were received by the Department of Health. A person can be tested by more than one laboratory and can have both positive and negative results. **Therefore, the sum of the numbers in each column will be larger than the total number of people tested.**

Reporting lab	Inconclusive	Negative	Positive	Percent positive	Total
TRANSYLVANIA REGIONAL HOSPITAL LAB			1	100%	1
BLUE RIDGE URGENT CARE MORGANTON			1	100%	1
Kempsville Health and Rehab Center		1			1
CARENOW URGENT CARE-HENDERSONVILLE		1			1
BIOLOGICAL AND CHEMICAL EMERGENCIES LABORATORY			1	100%	1
PUBLIC HEALTH LABORATORIES			1	100%	1
Medilodge of Midland		1			1
Masonic Medical Research Institute			1	100%	1
JOHN HOPKINS WELLNESS CENTER PEPSICO			1	100%	1
EMERALD HEALTH CARE		1			1
VIP STARNETWORK		1			1
FOUNTAIN VALLEY REGIONAL HOSPITAL & MEDICAL CENTER			1	100%	1
CVS PA2867POCT FOLSOM		1			1
MID-SOUTH URGENT CARE, PLLC			1	100%	1
GULF COUNTY HEALTH DEPARTMENT			1	100%	1
MARYWOOD HEIGHTS		1			1
PASCO COUNTY HEALTH DEPARTMENT			1	100%	1
PORTNEUF MEDICAL CENTER		1			1
COASTAL MANOR		1			1
Villa Maria			1	100%	1
Kroger 539 - The Little Clinic Memorial Blvd.		1			1
Central Alabama Veterans HCS - East Campus		1			1
CLINTON DRUG STORE		1			1
MEDEXPRESS URGENT CARE - LAWTON		1			1
ALTA BATES SUMMIT MEDICAL CENTER CLINICAL LAB			1	100%	1
TILLAMOOK COUNTY GENERAL HOSPITAL LAB		1			1
Accordius Health at Gastonia			1	100%	1
Kroger 527 - The Little Clinic Hwy 70 S.		1			1
LAKE CHELAN COMMUNITY HOSPITAL		1			1
HEARTLAND PHARMACY SEBRING			1	100%	1
Walgreens #5421		1			1
UCSD MICROBIOLOGY LABORATORY			1	100%	1
ULTIMATE DX CORP			1	100%	1
CAN COMMUNITY HEALTH NORTH MIAMI, FL		1			1
Diversicare of Eupora		1			1
KIDZ CARE PEDIATRICS			1	100%	1
ANDREWS			1	100%	1
ASHLEY PEDIATRICS DAY & NIGHT CLINIC			1	100%	1
SMYTH COUNTY COMMUNITY HOSPITAL LABORATORY			1	100%	1
SHERIDAN VAMC		1			1
Kroger 618 - The Little Clinic Trail Creek Village		1			1
SEVEN HILLS HEALTHCARE GROUP LLC DBA		1			1
ALTAMONTE SPRINGS WALK IN MED CENTER			1	100%	1
ST JOSEPH MEDICAL CENTER			1	100%	1
MEMORIAL SATILLA HEALTH			1	100%	1
FLOYD MEDICAL CENTER/CLINICAL LAB		1			1
JOHN PETER SMITH HOSPITAL- OB TRIAGE			1	100%	1

# COVID-19: testing by laboratory

Data through May 24, 2021 verified as of May 25, 2021 at 09:25 AM

Data in this report are provisional and subject to change.

The numbers in the table below represent the number of Florida and non-Florida residents for whom test results were received by the Department of Health. A person can be tested by more than one laboratory and can have both positive and negative results. **Therefore, the sum of the numbers in each column will be larger than the total number of people tested.**

Reporting lab	Inconclusive	Negative	Positive	Percent positive	Total
LOWCOUNTRY URGENT CARE			1	100%	1
PALMA CEIA MED GROUP-SWANN		1			1
MEMPHIS URGENT CARE #2, LLC			1	100%	1
HANCOCK REGIONAL HOSPITAL		1			1
CLINICAL LABORATORY DEPARTMENT WELLPATH			1	100%	1
Walgreens #5124		1			1
HUDSON REGIONAL HOSPITAL			1	100%	1
METHODIST HOSPITAL SOUTHLAKE			1	100%	1
IDAHO HEALTH DEPARTMENT			1	100%	1
Oakview Manor Health and Rehab		1			1
CLIFTON-FINE HOSPITAL LABORATORY		1			1
MEDEXPRESS URGENT CARE - PINE BLUFF S		1			1
CEPERO PEDIATRICS PA			1	100%	1
THE HOSPITALS OF PROVIDENCE EMERGENCY ROOM			1	100%	1
ADVANCE GASTROENTEROLOGY			1	100%	1
CHILDRENS HEALTHCARE CTE OF NORTHERN		1			1
CULVER CITY URGENT CARE			1	100%	1
PENROSE HOSPITAL			1	100%	1
Riverside Nursing & Rehabilitation Center		1			1
ST MARY'S HEALTHCARE LABORATORY		1			1
PROVIDENCE HOSPITAL			1	100%	1
J F K PEDIATRICS			1	100%	1
TALLAHASSEE DIALYSIS		1			1
Oak Hill Health & Rehabilitation Center			1	100%	1
UF HEALTH EMERGENCY CENTER LABORATORY		1			1
MOUNT SINAI HOSPITAL OF QUEENS			1	100%	1
Caldwell Care		1			1
JFK MEDICAL CENTER			1	100%	1
MED LAB SERVICES, LLC			1	100%	1
CLINICAL CARE, INC			1	100%	1
CLINICAL MICROBIOLOGY LAB FAIRVIEW UNIVERSITY HOSPITAL			1	100%	1
WATERSIDE HEALTH & REHAB CENTER, LLC		1			1
ST. MICHAEL'S ELITE HOSPITAL			1	100%	1
FREDERICK AVENUE GROUP HOME		1			1
CARESPOT - WELLINGTON			1	100%	1
MEDEXPRESS WELL - OLDSMAR			1	100%	1
MIAMI-DADE COUNTY HEALTH DEPT.		1			1
INTERNAL MEDICINE GROUP OF WINTER HAVEN PA		1			1
HOLYOKE MEDICAL CENTER			1	100%	1
LAB. CORP. OF AMERICA			1	100%	1
MORELL			1	100%	1
Cornerstone at the Ranch		1			1
Bolingreen Health and Rehabilitation		1			1
VA Northern Indiana HCS - Fort Wayne		1			1
PALM BEACH COUNTY SHERIFF OFFICE			1	100%	1
UNIVERSITY PLACE NURSING CENTER		1			1



# COVID-19: testing by laboratory

Data through May 24, 2021 verified as of May 25, 2021 at 09:25 AM

Data in this report are provisional and subject to change.

The numbers in the table below represent the number of Florida and non-Florida residents for whom test results were received by the Department of Health. A person can be tested by more than one laboratory and can have both positive and negative results. **Therefore, the sum of the numbers in each column will be larger than the total number of people tested.**

Reporting lab	Inconclusive	Negative	Positive	Percent positive	Total
NEXTCARE SUN CITY			1	100%	1
SUNY AT STONY BROOK			1	100%	1
NEMOURS CHILDRENS URGENT CARE			1	100%	1
CONNECTICUT CVS PHARMACY, LLC		1			1
PARKWAY REGIONAL MEDICAL CENTER LAB			1	100%	1
PORT ORANGE DIALYSIS			1	100%	1
TREASURE COAST MEDICAL CONCIERGE LLC			1	100%	1
PHOEBE PRIMARY CARE CAMILLA			1	100%	1
PARKVIEW MANOR NURSING HOME		1			1
ROCKLEDGE HEALTH & REHABILITATION CENTER			1	100%	1
CHATSWORTH ASSISTED LIVING COMMUNITY AT PGA NATIONAL			1	100%	1
St. Anthonys Nursing and Rehab			1	100%	1
TRIHEALTH			1	100%	1
Ashland Place Health and Rehabilitation, LLC		1			1
GATEWAY COMMUNITY SERVICES INC			1	100%	1
Fulton County Medical Center Long Term Care			1	100%	1
WILMINGTON NURSING AND REHAB			1	100%	1
DUBLIN METHODIST HOSPITAL			1	100%	1
INTERNAL MEDICINE,SCOTTS VALLEY OFFICE, PALO ALTO MEDICAL FOUNDATION			1	100%	1
HSRE-ASL CASSELBERRY TRS, LLC			1	100%	1
Kroger 006 - The Little Clinic Uintah Gardens		1			1
Northwest Metro VA OPC		1			1
FAMILY MEDICAL CLINIC KENDALL LLC			1	100%	1
Encompass Health Rehab Hosp Tinton Falls		1			1
Kroger - KRO03400316			1	100%	1
Lantern Park Specialty Care		1			1
ST JOHNS PEDIATRICS PA		1			1
OAKWOOD HOSPITAL - SOUTHSHORE			1	100%	1
LAS PALOMAS SENIOR LIVING		1			1
BORINQUEN HEALTH CENTER			1	100%	1
ST ALPHONSUS MEDICAL GROUP - MERIDIAN HEALTH PLAZA		1			1
BREVARD HEALTH ALLIANCE - SARNO/MELBOURNE		1			1
FLORIDA CLINICAL RESEARCH CENTER, LLC			1	100%	1
CALIFORNIA PUBLIC HEALTH LABORATORY			1	100%	1
Parkwood Healthcare Facility		1			1
WESTOX LABS		1			1
CLEVELAND CLINIC OHIO LABORATORIES			1	100%	1
MEDEXPRESS URGENT CARE-HAVERHILL		1			1
JOHNSON & JOHNSON VISION CARE-VISTAKON			1	100%	1
SUMMIT HEALTHCARE REGIONAL MEDICAL		1			1
MORGAN MEDICAL CENTER		1			1
GREATER TAMPA AT HOME			1	100%	1
ST. LUKES HOSPITAL			1	100%	1
WALGREENS CP		1			1
MEDICAL CLINIC OF HOUSTON			1	100%	1
AUTUMN HOUSE			1	100%	1
MED CHOICE CENTER OF NORTH MIAMI			1	100%	1

# COVID-19: testing by laboratory

Data through May 24, 2021 verified as of May 25, 2021 at 09:25 AM

Data in this report are provisional and subject to change.

The numbers in the table below represent the number of Florida and non-Florida residents for whom test results were received by the Department of Health. A person can be tested by more than one laboratory and can have both positive and negative results. **Therefore, the sum of the numbers in each column will be larger than the total number of people tested.**

Reporting lab	Inconclusive	Negative	Positive	Percent positive	Total
SV MOBILE HEALTH			1	100%	1
Westminster Canterbury Richmond		1			1
BIO REFERENCE LABORATORIES INC			1	100%	1
Gulf Coast health and Rehabilitation, LLC		1			1
EPIC CARE PHARMACY		1			1
SUTTER HEALTH SACRAMENTO SIERRA REGION			1	100%	1
FIRSTCARE MEDICAL CENTER			1	100%	1
COLLINS NURSING HOME		1			1
DSL TENANT II LLC			1	100%	1
CHILDRENS CLINIC OF PENSACOLA PA			1	100%	1
PINES AT RUTLAND, THE		1			1
SHAW MEDICAL GROUP LLC			1	100%	1
BOCA RATON REGIONAL HOSPITAL		1			1
BROWARD MEDICAL LAB			1	100%	1
CONSOLIDATED			1	100%	1
URGENT 202 COX CREEK PKWY		1			1
INTERIM HHA OF ST AUGUSTINE INC		1			1
DORNOCH PLACE DEL PRADO		1			1
Davie Nursing & Rehabilitation Center		1			1
SILVERMAN			1	100%	1
TMH PHYSICIAN PARTNERS QUINCY			1	100%	1
HEALTH CLINIC,THE		1			1
Vista Park			1	100%	1
PHYSICIAN ASSOCIATES, LLC			1	100%	1
St. Catherine's manor of Findlay		1			1
PHYSICIANS URGENT CARE			1	100%	1
NOORANI MEDICAL CENTER LLC			1	100%	1
Kroger 588 - The Little Clinic Thompsons Station		1			1
SUN CITY DIAGNOSTIC CENTER			1	100%	1
WELLINGTON WEST 100176			1	100%	1
WESLEY CHAPEL INTERNAL MEDICINE AND PEDIATRICS PA			1	100%	1
DEVITA		1			1
NIHCC			1	100%	1
ELLCOTT CENTER FOR REHABILITATION AND		1			1
Walgreens #12695			1	100%	1
SMITH			1	100%	1
Waycross VA CBOC		1			1
MEDICAL ASSOCIATES OF THE SHOALS		1			1
SARHA DOCTORS CENTER			1	100%	1
SYNAPSE ANALYTICAL LABS		1			1
ALL PRO ORTHOPEDICS & SPORTS MEDICINE, PA			1	100%	1
EXPRESS CARE OF OCALA			1	100%	1
SCHUYLER HOSPITAL		1			1
Medilodge of Marshall		1			1
EXACCARE KINGSTON, LLC			1	100%	1
ATHENS MEDICAL CENTER			1	100%	1
EAGLE COUNTY HEALTH AND HUMAN SERVICES			1	100%	1

# COVID-19: testing by laboratory

Data through May 24, 2021 verified as of May 25, 2021 at 09:25 AM

Data in this report are provisional and subject to change.

The numbers in the table below represent the number of Florida and non-Florida residents for whom test results were received by the Department of Health. A person can be tested by more than one laboratory and can have both positive and negative results. **Therefore, the sum of the numbers in each column will be larger than the total number of people tested.**

Reporting lab	Inconclusive	Negative	Positive	Percent positive	Total
LIFESTREAM BEHAVIORAL CENTER INC			1	100%	1
SEGAL INSTITUTE FOR CLINICAL RESEARCH INC			1	100%	1
POUDRE VALLEY HOSPITAL			1	100%	1
Washington County Nursing H0me			1	100%	1
SAINT LEO UNIVERSITY INCORPORATED			1	100%	1
WEST VALLEY MEDICAL CENTER		1			1
ATRIUM HEALTH URGENT CARE - MOUNTAIN ISLAND			1	100%	1
RESOURCE PATH LLC			1	100%	1
CHI MEMORIAL HOSPITAL CHATTANOOGA			1	100%	1
HIGH DESERT COURT GROUP HOME			1	100%	1
Royal Palm Beach Health and Rehab Center			1	100%	1
TENNOVA HEALTHCARE - CLEVELAND			1	100%	1
ST JOSEPHS CHILDRENS HOSPITAL PEDI TRANSPORT			1	100%	1
Manor Care Health Services			1	100%	1
MEMORIAL HEALTH UNIVERSITY MEDICAL		1			1
FLORIDA FAMILY LABORATORY		1			1
ERIE COUNTY EMERGENCY SERVICES DIV OF		1			1
UTAH VALLEY HOSPITAL LABORATORY			1	100%	1
Casa Real Center		1			1
SUN LABORATORY SERVICES,INC			1	100%	1
Fairhope		1			1
GWINNETT MEDICAL CENTER			1	100%	1
NEMOUR'S CHILDREN'S CLINIC			1	100%	1
C V S / PHARMACY #833		1			1
park avenue extended care		1			1
BETHESDA DIALYSIS			1	100%	1
GREATER MOBILE URGENT CARE			1	100%	1
TRAFALGAR DIALYSIS			1	100%	1
NORTH FLORIDA FAMILY MEDICINE			1	100%	1
EMPATH HOME HEALTH LLC			1	100%	1
BELLMORE PEDIATRICS		1			1
St. Mary's Care Center		1			1
LUMBERTON HOSPITAL			1	100%	1
SMA BEHAVIORAL HEALTH SERVICES INC		1			1
Greencroft Goshen		1			1
SUNSHINE PEDIATRICS OF LUTz			1	100%	1
777 URGENT CARE			1	100%	1
WEST VIRGINIA UNIVERSITY HOSPITALS			1	100%	1
MANHATTAN EYE EAR AND THROAT HOSPITAL		1			1
WALGREENS #5130			1	100%	1
MEMORIAL HERMANN KATY HOSPITAL			1	100%	1
WELLSTREET-HOLCOMB BRIDGE ROAD		1			1
USCG BASE MIAMI BEACH MEDICAL LAB		1			1
Valley View Health and Rehabilitation, LLC		1			1
ADVANCE HEALTH AND WELLNESS SOLUTIONS			1	100%	1
RCP OF MEMORIAL WEST			1	100%	1
Chateau Living Center			1	100%	1

# COVID-19: testing by laboratory

Data through May 24, 2021 verified as of May 25, 2021 at 09:25 AM

Data in this report are provisional and subject to change.

The numbers in the table below represent the number of Florida and non-Florida residents for whom test results were received by the Department of Health. A person can be tested by more than one laboratory and can have both positive and negative results. **Therefore, the sum of the numbers in each column will be larger than the total number of people tested.**

Reporting lab	Inconclusive	Negative	Positive	Percent positive	Total
Memorial Health Care Center			1	100%	1
HOLLAND COMMUNITY HOSPITAL		1			1
ADVANCED BIOMEDICAL INC			1	100%	1
EMERY MEDICAL CENTER			1	100%	1
ENT AND ALLERGY ASSOCIATES, LLP		1			1
LIMA MEMORIAL HOSPITAL			1	100%	1
REFERENCE LABORATORY			1	100%	1
NEXTCARE NOGALES			1	100%	1
Kroger 397 - The Little Clinic Frankfort East		1			1
Bethel Lutheran Nursing & Rehabilitation Center		1			1
Dupage Care Center			1	100%	1
HIGHLAND LABORATORY			1	100%	1
QUALITY LAB			1	100%	1
HORIZON MEDICAL CENTER			1	100%	1
FLORIDA HEALTH CARE MEDICAL GROUP		1			1
ORLANDO PHYSICIAN NETWORK		1			1
MONMOUTH MEDICAL CENTER		1			1
SANITAS RESEARCH LLC			1	100%	1
BRIDGEPORT EXPRESS CARE			1	100%	1
BMRHC HARRISON		1			1
ADVANCED MEDICAL LABORATORIES (AML)			1	100%	1
CONCENTRA - OCALA		1			1
FLORIDA HEART & VASCULAR MULTI SPECIALITY GROUP PA			1	100%	1
ABRAZO WEST CAMPUS			1	100%	1
PREMIUM HOME HEALTH CARE INC			1	100%	1
MISSISSIPPI VALLEY REGIONAL BLOOD CENTER			1	100%	1
PANCARE HEALTH - BRUCE			1	100%	1
WELLINGTON PHYSICIANS URGENT CARE AT PALOMINO			1	100%	1
AULTMAN HOSPITAL			1	100%	1
Community Care Center of Heritage House, LLC			1	100%	1
Rehab Select of Talladega		1			1
Premier Estates of Dublin, LLC		1			1
CONTINENTAL HOME HEALTH CARE INC			1	100%	1
Hillside Manor Rehabilitation and Extended Care Center		1			1
ALLEGANY COUNTY DEPARTMENT OF HEALTH		1			1
The Center at Centennial			1	100%	1
AURORA CONSOLIDATED LABORATORY			1	100%	1
DOCTORS HOSPITAL OF LAREDO			1	100%	1
TFH HOME HEALTH INC			1	100%	1
LIBERTY URGENT CARE			1	100%	1
GRANITE FALLS LTC, LLC		1			1
PACIFICA CARE PLLC			1	100%	1
LabCorp L#09258295 M#09258285			1	100%	1
Walgreens #12153		1			1
THE EMORY CLINIC			1	100%	1
CVS AZ9302POCT TUCSON		1			1
Cibolo Creek Rehabilitation Health Living Center		1			1

# COVID-19: testing by laboratory

Data through May 24, 2021 verified as of May 25, 2021 at 09:25 AM

Data in this report are provisional and subject to change.

The numbers in the table below represent the number of Florida and non-Florida residents for whom test results were received by the Department of Health. A person can be tested by more than one laboratory and can have both positive and negative results. **Therefore, the sum of the numbers in each column will be larger than the total number of people tested.**

Reporting lab	Inconclusive	Negative	Positive	Percent positive	Total
Life Care Center of Paradise Valley		1			1
COURTLAND TERRACE		1			1
TAYLOR COUNTY HEALTH DEPARTMENT			1	100%	1
Heritage of Red Cloud		1			1
CVS IL7142POCT LOCKPORT		1			1
MEDICAL ASSOCIATES OF CARTER		1			1
SPORTS MEDICINE CLINIC - U OF WYOMING			1	100%	1
LAB TEST KENDALL LLC		1			1
FLORIDA DEPARTMENT OF HEALTH PALM BEACH COUNTY			1	100%	1
WALGREENS #06164		1			1
WELLCARE URGENT CARE			1	100%	1
CAH ACQUISITION COMPANY 11 LLC			1	100%	1
AristaCare at Meadow Springs		1			1
ROSLYN INTERNAL MEDICINE		1			1
RYE BEACH PHARMACY INC		1			1
CRESTHAVEN			1	100%	1
WALKIN MEDICAL URGENT CARE,NEW CITY			1	100%	1
ENCOMPASS HEALTH REHAB HOSP TOMS RIVER		1			1
CARING PROFESSIONAL HEALTH CARE LLC		1			1
AVERA SACRED HEART HOSPITAL			1	100%	1
SENCARE MANAGEMENT		1			1
MEDEXPRESS URGENT CARE - BENTONVILLE		1			1
ADVENTHEALTH SENIOR CARE AT ORMOND			1	100%	1
Arlington Care Center			1	100%	1
OCALA RKC EAST HEMO #1			1	100%	1
STANDIFER PLACE		1			1
SANFORD I-94 CLINIC		1			1
APACHE HEALTH CENTER			1	100%	1
NEXT LEVEL URGENT CARE (WOODLANDS)			1	100%	1
SC-GA2018 THE RIDGE REHABILITATION & H		1			1
LEE MEMORIAL HEALTH SYSTEMS HOME HEALTH		1			1
Kroger 705 - The Little Clinic Richmond		1			1
A.G. Rhodes		1			1
MEDEXPRESS URGENT CARE-BRENTWOOD		1			1
MULTICARE PHYSICIANS			1	100%	1
Greenhaven Health and Rehabilitation		1			1
TIMPANOGOS REGIONAL HOSPITAL			1	100%	1
PRESENCE RESURRECTION MEDICAL CENTER CHICAGO			1	100%	1
ADVANCED RESEARCH INSTITUTE			1	100%	1
WALGREENS #06025		1			1
UNIVERSITY OF ILLINOIS PATHOLOGY LAB			1	100%	1
NULEASE MEDICAL SOLUTIONS			1	100%	1
ROSE MEDICAL CENTER LAB			1	100%	1
WESTEX URGENT CARE, PLLC			1	100%	1
DORA HOME CARE			1	100%	1
NEMOURS CHILDREN'S PRIMARY CARE			1	100%	1
NEMOURS CHILDREN'S			1	100%	1



# COVID-19: testing by laboratory

Data through May 24, 2021 verified as of May 25, 2021 at 09:25 AM

Data in this report are provisional and subject to change.

The numbers in the table below represent the number of Florida and non-Florida residents for whom test results were received by the Department of Health. A person can be tested by more than one laboratory and can have both positive and negative results. **Therefore, the sum of the numbers in each column will be larger than the total number of people tested.**

Reporting lab	Inconclusive	Negative	Positive	Percent positive	Total
DORAL KIDNEY CENTER			1	100%	1
MYCLINIC, INC			1	100%	1
VITAL CARE			1	100%	1
SELECT SPECIALTY HOSPITAL - ORLANDO SOUTH			1	100%	1
CYPRESS CREEK DIALYSIS CTR			1	100%	1
REHABILITATION CENTER OF SOUTH GEORGIA		1			1
Freedom Pointe at The Villages			1	100%	1
COMPLEX LABS, LLC		1			1
Heartland of Pittsburgh PA, LLC		1			1
BGB SUMMIT MEDICAL GROUP		1			1
KEY BISCAYNE PEDIATRIC ASSOCIATES INC			1	100%	1
Miller Health Care Center			1	100%	1
NORWOOD HEALTH CENTER		1			1
AMERICA'S ER SITE 002 LLC			1	100%	1
RIO GRANDE REGIONAL HOSPITAL FAMILY PRACTICE CLINC			1	100%	1
SANTA CRUZ COUNTY HEALTH SERVICES			1	100%	1
LANGLADE			1	100%	1
Orange City Nursing and Rehab Center			1	100%	1
CMC MERCY LABORATORY			1	100%	1
PEDIATRIC PARTNERS ZEPHYRHILLS			1	100%	1
Smg At Bridgewater Family Medicine		1			1
PUTNAM COUNTY PUBLIC HEALTH UNIT WIC		1			1
Signature HealthCare of Bowling Green		1			1
TOURO HOSPITAL LAB			1	100%	1
LOUISIANA STATE LAB			1	100%	1
NEW RIVER HEALTH DISTRICT			1	100%	1
MEDCARE QUALITY MEDICAL CENTER LLC			1	100%	1
TEXAS HEALTH HARRIS METHODIST HOSPITAL			1	100%	1
PALMETTO CHARTER SCHOOL		1			1
CVS IN4633POCT GREENFIELD		1			1
Piqua Manor		1			1
MID FLORIDA DERMATOLOGY ASSOCIATES PA			1	100%	1
LIFE CARE CENTER OF CLEVELAND		1			1
PROGRESSIVE URGENT CARE, PC			1	100%	1
GALVESTON COUNTY HEALTH DISTRICT			1	100%	1
Juniper Village at Bucks County		1			1
ST FRANCIS MEDICAL CENTER			1	100%	1
REGIONAL MED CTR BAYONET POINT			1	100%	1
JEFFREY A HIRSCHFIELD, MD PA			1	100%	1
FLORIDA EPIDEMIOLOGY PROGRAM			1	100%	1
SOUTHEAST HEALTH WESTGATE CLINIC			1	100%	1
MARTIN HEALTH PHYSICIAN GROUP			1	100%	1
CURRY HLTH DIST DBA CURRY GENERAL HOSPITAL		1			1
SOUTHERN FAMILY HEALTH			1	100%	1
Trenton Health and Rehabilitation		1			1
ABBOTT VASCULAR OCCUPATIONAL HEALTH SE		1			1
VERITAS GENETICS, INC.			1	100%	1

# COVID-19: testing by laboratory

Data through May 24, 2021 verified as of May 25, 2021 at 09:25 AM

Data in this report are provisional and subject to change.

The numbers in the table below represent the number of Florida and non-Florida residents for whom test results were received by the Department of Health. A person can be tested by more than one laboratory and can have both positive and negative results. **Therefore, the sum of the numbers in each column will be larger than the total number of people tested.**

Reporting lab	Inconclusive	Negative	Positive	Percent positive	Total
JACKSONVILLE HEALTH & REHAB		1			1
YUMA REGIONAL MEDICAL CENTER			1	100%	1
West Woods of Niles		1			1
Schoenbrunn Healthcare		1			1
ST.ELIZABETH HEALTH CENTER	1				1
Good Shepherd Fairview Home, Inc.		1			1
LONESTAR 24HRER MANAGEMENT LLC DBA LONESTAR 24HRER			1	100%	1
Franciscan Convalescent Hospital		1			1
Rockcastle Health and Rehab		1			1
Autumn Care of Suffolk		1			1
ERLANGER WESTERN CAROLINA HOSPITAL			1	100%	1
Mountain City Care and Rehabilitation Center		1			1
MEDIPLUS CLINIC, INC			1	100%	1
CONSULATE HEALTH CARE OF VERO BEACH			1	100%	1
PAUL C SCHWARTZ & MELVIN L WEIDMAN		1			1
SARASOTA MEMORIAL HEALTHCARE			1	100%	1
American Fork Care Center dba Heritage Care Center		1			1
MEDICAL EXAMINERS OFFICE, LEESBURG			1	100%	1
SOMA MEDICAL CENTER PA #4			1	100%	1
MOREHOUSE SCHOOL OF MEDICINE		1			1
KIOSK MEDICINE KENTUCKY LLC		1			1
FRITZINGERTOWN SENIOR LIVING		1			1
Plaza Healthcare			1	100%	1
ATMORE COMMUNITY HOSPITAL			1	100%	1
Parkside Manor		1			1
SOUTH FLORIDA EVALUATION AND TREATMENT		1			1
HEALTHPLUS			1	100%	1
ADVENTHEALTH HOME CARE WATERMAN			1	100%	1
REDI-CARE INC			1	100%	1
MEDEXPRESS URGENT CARE - MT EPHRAIM		1			1
NATIONAL GENETIC INSTITUTE			1	100%	1
MINUTE CLINIC, LLC		1			1
MEDICAL SPECIALISTS OF THE PALM BEACHES			1	100%	1
MEMORIAL HERMANN OCCUPATIONAL HEALTH			1	100%	1
APPLECARE URGENT CARE KINGSLAND			1	100%	1
NORTH BREVARD CHILDRENS MEDICAL CENTER			1	100%	1
AUSTIN ER LLC			1	100%	1
CENTRAL MAINE MED CTR LAB			1	100%	1
PROGRESSIVE MEDICAL LAB LLC			1	100%	1
SOUTH DADE NURSING & REHABILITATION CENTER			1	100%	1
WARREN GENERAL HOSPITAL			1	100%	1
PROVIDENCE PORTLAND MEDICAL CENTER		1			1
MEA PRIMARY CARE PLUS BYRAM			1	100%	1
ELATION HEALTH		1			1
Kroger 779 - The Little Clinic Georgetown		1			1
LANTANA HC LAB			1	100%	1
FOUR FREEDOMS DIALYSIS			1	100%	1

# COVID-19: testing by laboratory

Data through May 24, 2021 verified as of May 25, 2021 at 09:25 AM

Data in this report are provisional and subject to change.

The numbers in the table below represent the number of Florida and non-Florida residents for whom test results were received by the Department of Health. A person can be tested by more than one laboratory and can have both positive and negative results. **Therefore, the sum of the numbers in each column will be larger than the total number of people tested.**

Reporting lab	Inconclusive	Negative	Positive	Percent positive	Total
SHRIVERS PHARMACY AND WELLNESS CENTER			1	100%	1
VA Texas Valley Coastal Bend Harlingen HCC		1			1
Mayfair Village Nursing Care Center		1			1
APPLECARE URGENT CARE			1	100%	1
Medilodge of Kalamazoo		1			1
MEDICAL UNIVERSITY OF SOUTH CAROLINA			1	100%	1
CITYDOC URGENT CARE			1	100%	1
CARE ADVANTAGE			1	100%	1
Walgreens #10988		1			1
LUTHERAN HAVEN HOME HEALTHCARE		1			1
MGH DEPARTMENT OF PATHOLOGY			1	100%	1
AVALON NURSING CENTER		1			1
SUNCOAST FAMILY MEDICAL ASSOCIATES			1	100%	1
Consulate Health Care of Tallahassee			1	100%	1
Northern Nevada State Veterans Home		1			1
INTERNAL MEDICINE ASSOCIATES OF LAKE			1	100%	1
STEPHENS COUNTY HOSPITAL			1	100%	1
CONCENTRA - TAMPA EAST		1			1
CROZER-CHESTER MEDICAL CENTER			1	100%	1
NORTHWEST TEXAS HEALTHCARE SYSTEM,INC			1	100%	1
AVON PARK CLUSTER		1			1
MOUNT SINAI CARDIO PRI CARE			1	100%	1
MOUNTAINVIEW URGENT CARE VALLEY		1			1
Brio of Johnston		1			1
BRIDGEWAY CENTER INC			1	100%	1
AVANTARA REDFIELD		1			1
NONA MEDICAL ARTS		1			1
LAURELS OF MT PLEASANT,THE		1			1
BLESSINGS MEDICAL CLINIC, THE			1	100%	1
MEMORIAL HOSPITAL AT GULFPORT			1	100%	1
ACCESS MEDICAL GROUP OF TAMPA INC			1	100%	1
ST JOHN'S HOME CARE			1	100%	1
RAMBAM URGENT CARE			1	100%	1
ROBERT TAYLOR COMMUNITY COMPLEX			1	100%	1
HALIFAX HEALTH PRIMARY CARE ORMOND			1	100%	1
AMERICAN FAMILY CARE - SMYRNA			1	100%	1
Advanced Rehabilitation of Vernon		1			1
SUPERKIDS PEDIATRICS			1	100%	1
UNIVERSITY OF TOLEDO MEDICAL CENTER			1	100%	1
WINTHROP MANOR NURSING CENTER		1			1
ADVANCED CARDIOVASCULAR DIAGNOSTICS OF FL			1	100%	1
NF Escambia, LLC DBA Olive BranchHealth and Rehabilitaion Center			1	100%	1
ATHENA PLASTIC SURGERY		1			1
CLINICAL RESEARCH OF WEST FLORIDA		1			1
BIOMERIEUX			1	100%	1
Crowne Place Assisted Living		1			1
BLACKBERRY CENTER, THE		1			1

# COVID-19: testing by laboratory

Data through May 24, 2021 verified as of May 25, 2021 at 09:25 AM

Data in this report are provisional and subject to change.

The numbers in the table below represent the number of Florida and non-Florida residents for whom test results were received by the Department of Health. A person can be tested by more than one laboratory and can have both positive and negative results. **Therefore, the sum of the numbers in each column will be larger than the total number of people tested.**

Reporting lab	Inconclusive	Negative	Positive	Percent positive	Total
HEALTH CHOICES, PLLC		1			1
WOMAN'S HOSPITAL OF TEXAS			1	100%	1
NHC HealthCare St. Charles		1			1
LABORATORIO BUENA SALUD			1	100%	1
BUFFALO VAMC			1	100%	1
ST LUKE LUTHERAN HOME		1			1
GENESEE COUNTY HEALTH DEPARTMENT		1			1
GRAND VIEW HOSPITAL			1	100%	1
PRIMARY CARE & PEDIATRICS - SHEPHERSTOWN		1			1
MCKENZIE COUNTY HEALTHCARE SYSTEMS LABORATORY			1	100%	1
SUMMER PLACE NURSING & REHABILITATION		1			1
MCH PHYSICIANS GROUP			1	100%	1
Kroger 699 - The Little Clinic Smyrna		1			1
VA COMMUNITY BASED CLINIC - LAKE CITY			1	100%	1
COLE DIAGNOSTICS - BOISE		1			1
Valley Center (WV)			1	100%	1
REELFOOT FAMILY WALK-IN CLINIC		1			1
SPHERE DX			1	100%	1
OKLAHOMA BLOOD INSTITUTE			1	100%	1
ST CATHERINE HOSPITAL LABORATORY			1	100%	1
QLABS			1	100%	1
SACRED HEART HOSPITAL NURSING			1	100%	1
NEWARK WAYNE		1			1
Senatobia Healthcare & Rehab		1			1
WALGREENS #01398			1	100%	1
White River Health Care Center		1			1
THE NEW JEWISH HOME		1			1
EUGENE T FINAN, MD			1	100%	1
AURORA MEDICAL CENTER-KENOSHA			1	100%	1
CAPE CANAVERAL HOSP			1	100%	1
LADY OF THE SEA HOSPITAL LAB			1	100%	1
VALUE DRUG STORES INC		1			1
CVS TX8990POCT HELOTES		1			1
GOOD SAMARITAN HOSPITAL LAB			1	100%	1
PALMETTO ARTIFICIAL KIDNEY CENTER			1	100%	1
CAROLINAS MEDICAL CENTER			1	100%	1
Encompass Health Littleton		1			1
WALGREENS #9340		1			1
LAURELS OF ATHENS, THE		1			1
ARBOR TERRACE AT CITRUS PARK			1	100%	1
NEXT LEVEL URGENT CARE			1	100%	1
MEDEX CLINIC LLC			1	100%	1
Kroger 447 - The Little Clinic Lebanon		1			1
ADVENTHEALTH DURAND			1	100%	1
Vi at Aventura		1			1
KINGMAN REGIONAL MEDICAL CENTER			1	100%	1
POMPANO BEACH ARTIFICIAL KIDNEY CENTER			1	100%	1

# COVID-19: testing by laboratory

Data through May 24, 2021 verified as of May 25, 2021 at 09:25 AM

Data in this report are provisional and subject to change.

The numbers in the table below represent the number of Florida and non-Florida residents for whom test results were received by the Department of Health. A person can be tested by more than one laboratory and can have both positive and negative results. **Therefore, the sum of the numbers in each column will be larger than the total number of people tested.**

Reporting lab	Inconclusive	Negative	Positive	Percent positive	Total
COLUMBUS REGIONAL HOSPITAL			1	100%	1
HYDE PARK MEDICAL CENTER		1			1
Kroger 57 - The Little Clinic Jay C Charlestown		1			1
			1	100%	1
Kroger 419 - The Little Clinic Farmington/Exeter		1			1
Kroger 63 - The Little Clinic Glassford Hill Rd		1			1
LAURELS OF NORWORTH		1			1
PINEBROOK CARE AND REHABILITATION CENTER			1	100%	1
ANCHOR DIRECT PRIMARY CARE LLC		1			1
COLLIER BLVD HMA PHYSICIANS MANAGEMENT LLC			1	100%	1
AVERA ST. MARY'S HOSPITAL			1	100%	1
MED BAR LLC		1			1
VA Ann Arbor HCS - Toledo CBOC		1			1
M.D. ANDERSON CANCER CENTER			1	100%	1
CCR MEDICAL CENTER, LLC			1	100%	1
Manor Care Health Care Services - Williamsport North		1			1
CARE ATC INC			1	100%	1
AUTUMN CARE OF STATESVILLE, LLC		1			1
AFC URGENT CARE BEVERLY			1	100%	1
ARCADIA OUTREACH LAB			1	100%	1
DOCTORS CHOICE HOME CARE INC			1	100%	1
MEDICAL CENTER			1	100%	1
TITUSVILLE CENTER FOR SURGICAL EXCELLENCE LLC		1			1
MISSION HOSPITAL			1	100%	1
MERITER LABORATORIES			1	100%	1
MEDSTAT WARSAW			1	100%	1
C A R E S		1			1
PCR DIAGNOSTICS			1	100%	1
BAM INC		1			1
PRIME HEALTHCARE SERVICES		1			1
INTERFAITH MEDICAL CENTER		1			1
MICROBIOLOGY DEPARTMENT			1	100%	1
Fargo VA Healthcare System		1			1
Perham Living			1	100%	1
ANDERSON MEDICAL		1			1
FIRST CARE OF GAINESVILLE			1	100%	1
CHP COVID-19 (TX)			1	100%	1
APOLLOMDX LLC			1	100%	1
WRIGHT PATTERSON AFB MEDICAL CENTER			1	100%	1
PARK AVENUE MEDICAL PROFESSIONALS PC		1			1
NORDX			1	100%	1
WINTER HAVEN DIALYSIS		1			1
WEST FLORIDA HOSPITAL LABORATORY			1	100%	1
HOSPICE OF MARION COUNTY INC			1	100%	1
VALENCIA BRANCH LABORATORY	1				1
ACCURATE HEALTH SERVICES CORP			1	100%	1
Birchwood Care Center		1			1



# COVID-19: testing by laboratory

Data through May 24, 2021 verified as of May 25, 2021 at 09:25 AM

Data in this report are provisional and subject to change.

The numbers in the table below represent the number of Florida and non-Florida residents for whom test results were received by the Department of Health. A person can be tested by more than one laboratory and can have both positive and negative results. **Therefore, the sum of the numbers in each column will be larger than the total number of people tested.**

Reporting lab	Inconclusive	Negative	Positive	Percent positive	Total
Regency Square			1	100%	1
VELOCITY URGENT CARE - REDMILL			1	100%	1
RESTORE MEDICAL PARTNERS PLLC			1	100%	1
HAVASU REGIONAL MEDICAL CENTER			1	100%	1
FAMILY MEDICAL CENTRE			1	100%	1
NATION'S BEST CARE HOME HEALTH			1	100%	1
UT HEALTH RIO GRANDE VALLEY PRIMARY CARE AT			1	100%	1
AURORA HEALTH CARE METRO INC			1	100%	1
MEDEXPRESS URGENT CARE - PATRICK STREE			1	100%	1
CARESPOT - MIAMI GARDENS			1	100%	1
ELKHART GENERAL HOSPITAL			1	100%	1
MISSOURI DEPT. OF HEALTH			1	100%	1
DAYTONA BEACH DIALYSIS			1	100%	1
DOCTORS CARE - GREER		1			1
UNITED HEALTHCARE			1	100%	1
EVERLYWELL DIAGNOSTICS			1	100%	1
LONG ISLAND MINIMALLY INVASIVE SURGERY		1			1
Kroger 929 - The Little Clinic Corryville		1			1
ABINGTON MEMORIAL HOSPITAL			1	100%	1
BRUSHY CREEK FAMILY HOSPITAL			1	100%	1
Walgreens #12271		1			1
PERFECT HEALTH URGENT CARE AND MEDICAL		1			1
ELDERWOOD AT WAVERLY		1			1
WELLMED AT LONGWOOD			1	100%	1
ARBOR DIAGNOSTICS, INC		1			1
Belvoir Woods Health Care Center at The Fairfax		1			1
KNAPP MEDICAL GROUP			1	100%	1
MEDLABS OF FLORIDA LLC D/B/A MEDLABS DIAGNOSTICS		1			1
Walgreens #17445		1			1
ManorCare Yeadon		1			1
SIGNATURE CARE COLLEGE STATION			1	100%	1
SOUTHWEST VIRGINIA COMMUNITY HEALTH SYSTEMS			1	100%	1
CONCENTRA - LEESBURG		1			1
LABWORKS LLC			1	100%	1
CVS SC7012POCT BALLENTINE			1	100%	1
Chicago Heights CBOC		1			1
PRIMARY AND URGENT CARE			1	100%	1
INDIANA STATE DEPARTMENT OF HEALTH CLINIC MICROBIOLOGY		1			1
CSL PLASMA LAB			1	100%	1
SUSAN F WILLIAMS MD PA			1	100%	1
CLEMENT MANOR HEALTH CENTER		1			1
HEALTHCARE FOR THE HOMELESS			1	100%	1
FAIRVIEW HOSPITAL			1	100%	1
UNIVERSAL DIAGNOSTICS LABORATORIES			1	100%	1
STAMFORD HOSPITAL			1	100%	1
INFECTION CONTROL DEPT			1	100%	1
Oakland Nursing and Rehabilitation Center		1			1

# COVID-19: testing by laboratory

Data through May 24, 2021 verified as of May 25, 2021 at 09:25 AM

Data in this report are provisional and subject to change.

The numbers in the table below represent the number of Florida and non-Florida residents for whom test results were received by the Department of Health. A person can be tested by more than one laboratory and can have both positive and negative results. **Therefore, the sum of the numbers in each column will be larger than the total number of people tested.**

Reporting lab	Inconclusive	Negative	Positive	Percent positive	Total
FAMILY MEDICINE AT CELEBRATION		1			1
North Charlotte VA CBOC		1			1
MED FIRST IMMEDIATE CARE AND FAMILY PRACTICE			1	100%	1
MORGAN STANELY HEALTH CENTER		1			1
SOUTHERN NEVADA HEALTH DISTRICT LABORATORY SYSTEM			1	100%	1
DR DAN C TRIGG MEMORIAL HOSPITAL		1			1
MERCYONE DES MOINES MEDICAL CENTER			1	100%	1
APS-SUMMIT CARE PHARMACY, LLC DBA OMNICARE		1			1
UNIVERSITY OF WASHINGTON DEPT OF LAB MEDICINE			1	100%	1
Wrightsville Manor Health and Rehab		1			1
ANDREWS INSTITUTE AMBULATORY SURGERY CENTER		1			1
KATHY L ANDERSON DO PA			1	100%	1
Hearthstone Nursing and Rehabilitation Center		1			1
AMERITECH COLLEGE OF HEALTHCARE			1	100%	1
DAVENPORT DIALYSIS CENTER		1			1
WELLNESS CENTER BY DR MIGNON,THE			1	100%	1
PROVIDENCE ST PETER HOSPITAL		1			1
RIVERSIDE SHORE MEMORIAL HOSPITAL			1	100%	1
HARBOR OAKS GOLDEN YEARS			1	100%	1
WALGREEN#12147		1			1
Jewish Senior Services		1			1
CONNECTICUT CVS PHARMACY, LLC		1			1
Portsmouth Health and Rehab			1	100%	1
Kroger 519 - The Little Clinic Staples Mill Road		1			1
Kroger 907 - The Little Clinic Holland		1			1
EAST COAST INSTITUTE FOR RESEARCH LLC			1	100%	1
ENZO LABS INC			1	100%	1
LABORATORY SERVICES SGHS - CAMDEN		1			1
TAMPA GENERAL MEDICAL GROUP LABORATORY HEALTHPARK			1	100%	1
FOUNDCARE HEALTH			1	100%	1
SAN JOSE CLINIC		1			1
WATERTOWN URGENT CARE		1			1
BARNES HEALTH CARE SERVICES			1	100%	1
EUROFINS VIRACOR			1	100%	1
Niles Nursing and Rehab. Center		1			1
BEAUMONT REFERENCE LABORATORY			1	100%	1
RUBY MEMORIAL HOSP. LAB			1	100%	1
St Mary's d'Youville Pavilion		1			1
Walgreens #19992		1			1
MEDHELP			1	100%	1
NATICK URGENT CARE			1	100%	1
PATIENT FIRST-GENERAL BOOTH			1	100%	1
FORT HUDSON NURSING CENTER		1			1
ADVANCE MD CARE			1	100%	1
FAMILY INTERNAL MEDICINE OF CLERMONT			1	100%	1
BRITTNEY WHELIHAN IRWIN ARNP LLC			1	100%	1
SANTA MONICA CA-UCLA MC			1	100%	1

# COVID-19: testing by laboratory

Data through May 24, 2021 verified as of May 25, 2021 at 09:25 AM

Data in this report are provisional and subject to change.

The numbers in the table below represent the number of Florida and non-Florida residents for whom test results were received by the Department of Health. A person can be tested by more than one laboratory and can have both positive and negative results. **Therefore, the sum of the numbers in each column will be larger than the total number of people tested.**

Reporting lab	Inconclusive	Negative	Positive	Percent positive	Total
PAMC MICRO LAB			1	100%	1
FLAGLER MEDICAL ASSOCIATES PA			1	100%	1
WMC HEALTH GROUP OF KISSIMMEE LLC			1	100%	1
GINKGO BIOWORKS INC (CONCENTRIC)		1			1
SOUTHWESTERN VERMONT MEDICAL CENTER			1	100%	1
ST. ELIZABETH HEALTHCARE - FLORENCE HOSPITAL			1	100%	1
PENSACOLA PATHOLOGY		1			1
CHILDRENS SPECIALIST PEDIATRIC PULMMOLOGY &			1	100%	1
KEYS PEDIATRICS PLLC			1	100%	1
HEART HOSPITAL OF LAFAYETTE: EMERGENCY ROOM			1	100%	1
JOSEPH REINA PHARMACY INC DBA JRX PHAR		1			1
MEDEXPRESS URGENT CARE - LINDEN		1			1
HALIFAX HEALTH PRIMARY CARE			1	100%	1
CARENOW MIDTOWN			1	100%	1
SANFORD CLINIC 32ND AND ELLIS LABORATORY		1			1
FLORIDA CLINICAL LABORATORY INC DBA			1	100%	1
Ernest Childers Outpatient Clinic		1			1
MD TOX LABORATORY			1	100%	1
MARQUETTE GENERAL HOSPITAL			1	100%	1
ST GERARD'S COMMUNITY OF CARE		1			1
Charlie Norwood VAMC		1			1
INTEGRIS SEMINOLE EMERGENCY DEPT			1	100%	1
ASCENSION ST VINCENT'S - WESTSIDE			1	100%	1
OAK HAVEN REHAB AND NURSING CENTER			1	100%	1
MCLEOD MEMORIAL HOSPITAL CLARENDON			1	100%	1
BAPTIST HEALTH EXPRESS CARE			1	100%	1
CVS / PHARMACY #10794			1	100%	1
WALGREENS #12322		1			1
Willowbrooke Court at Normandy Farms Estates		1			1
ABBOTT LABORATORIES - OCCUPATIONAL HEALTH SERVICES			1	100%	1
SMC MEDICAL CENTER, INC			1	100%	1
VELOCITY CARE URGENT CARE BY CARILION CLINIC			1	100%	1
ADVENTHEALTH MEDICAL GROUP CARDIOLOGY			1	100%	1
CORPUS CHRISTI MEDICAL CENTER			1	100%	1
North Campus Annex			1	100%	1
MIL LAKE HEALTHCARE CENTER INC PEDIATRICS			1	100%	1
HARRIS COUNTY PUBLIC HEALTH SERVICES			1	100%	1
DEACONESS URGENT CARE CENTER			1	100%	1
MAYO CLINIC OUTPATIENT DIALYSIS CENTER			1	100%	1
RECOVERY BAY, LLC			1	100%	1
COUNTRYSIDE PEDIATRIC CARE PA			1	100%	1
NORTH PALM BEACH DIALYSIS CENTER			1	100%	1
Grangeville Health and Rehab		1			1
CORNERSTONE OF RECOVERY INC		1			1
MARINA DEL REY HOSPITAL LAB			1	100%	1
DYNACARE			1	100%	1
THE MEDICAL CENTER AT SCOTTSVILLE			1	100%	1

# COVID-19: testing by laboratory

Data through May 24, 2021 verified as of May 25, 2021 at 09:25 AM

Data in this report are provisional and subject to change.

The numbers in the table below represent the number of Florida and non-Florida residents for whom test results were received by the Department of Health. A person can be tested by more than one laboratory and can have both positive and negative results. **Therefore, the sum of the numbers in each column will be larger than the total number of people tested.**

Reporting lab	Inconclusive	Negative	Positive	Percent positive	Total
MEDEXPRESS URGENT CARE - WAYNESBURG		1			1
Encompass Rehab Hospital of Dothan		1			1
BRAZORIA COUNTY EMERGENCY SERVICES DISTRICT #3			1	100%	1
NHC PLACE AT COOL SPRINGS		1			1
Walgreens #10851		1			1
NORTHEAST BAPTIST HOSPITAL			1	100%	1
THE MEDICAL CENTER AT BOWLING GREEN			1	100%	1
Smg/North Jersey Hematology & Oncology		1			1
RICHMOND MEDICAL CENTER FOR WOMEN		1			1
WELLSTREET BUCKHEAD NORTH		1			1
TREASURE COAST COMMUNITY HEALTH INC			1	100%	1
BEST CHOICE WELLNESS & LABORATORY LLC			1	100%	1
UNIVERSITY OF IOWA HOSPITALS & CLINICS			1	100%	1
KNOX COMMUNITY HOSPITAL			1	100%	1
MAYO CLINICAL LABORATORIES		1			1
ACCULAB			1	100%	1
GARDENS PEDIATRICS LAB			1	100%	1
CRESTVIEW MED CLIN LAB			1	100%	1
AMD			1	100%	1
RIVERSIDE COUNTY PUBLIC HEALTH LABORATORY			1	100%	1
OPTUM OF HIALEAH		1			1
NLAC SUMMERBIO			1	100%	1
PACE UNIVERSITY HEALTH CARE		1			1
ST FRANCIS COLLEGE WELLNESS CENTER		1			1
MIAMI VASCULAR SURGERY			1	100%	1
NEMOURS CHILDREN'S PRIMARY CARE, ST CLOUD			1	100%	1
ADVENTHEALTH IMAGING WINTERGARDEN		1			1
FINLAY MEDICAL RESEARCH CORP			1	100%	1
INLET CONCIERGE MEDICINE			1	100%	1
CATHEDRAL GERONTOLOGY CENTER DBA CATHEDRAL CARES			1	100%	1
KID FIXERS		1			1
LCMC LAB SUBSECTION		1			1
VETERANS AFFAIRS MEDICAL CENTER - EAST ORANGE			1	100%	1
SANFORD LABORATORY BISMARCK			1	100%	1
US AF ACADEMY COLORADO			1	100%	1
HEALTH ALLIANCE			1	100%	1
Lutheran Community at Telford		1			1
PARKVIEW OUTREACH COMMUNITY CENTER			1	100%	1
CARE CONNECTIONS AT HOME LLC			1	100%	1
THE BRENNITY AT TRADITION			1	100%	1
Linley Park Rehabilitation & Healthcare Center		1			1
COLUMBIA CREST CARE & RAHAB		1			1
CLEVELAND CLINIC AKRON GENERAL			1	100%	1
HARDEE COUNTY FIRE RESCUE		1			1
Walgreens #5914		1			1
SGMC- SMITH NORTHVIEW CAMPUS			1	100%	1
Kroger 825 - The Little Clinic Dorothy Lane		1			1

# COVID-19: testing by laboratory

Data through May 24, 2021 verified as of May 25, 2021 at 09:25 AM

Data in this report are provisional and subject to change.

The numbers in the table below represent the number of Florida and non-Florida residents for whom test results were received by the Department of Health. A person can be tested by more than one laboratory and can have both positive and negative results. **Therefore, the sum of the numbers in each column will be larger than the total number of people tested.**

Reporting lab	Inconclusive	Negative	Positive	Percent positive	Total
Advanced Health Care of St. George		1			1
WALGREENS #12624		1			1
UNITYPOINT HEALTH TRINITY			1	100%	1
Elderwood at Lockport		1			1
NEPHRON PHARMACEUTICALS CORPORATION			1	100%	1
BAPTIST MEDICAL PLAZA AT MIAMI LAKES DIAGNOSTICS			1	100%	1
STAYING HEALTHY MEDICAL SERVICES			1	100%	1
RIVERVIEW HOSPITAL D/B/A UNIVERSITY		1			1
Kroger 350 - The Little Clinic New Cut Road		1			1
Dugan Memorial Home		1			1
TITAN GENOMICS, LLC			1	100%	1
WALGREENS PHOENIX		1			1
Aristacare at Cedar Oaks		1			1
ISLANDS ASSISTED LIVING FACILITY,THE			1	100%	1
ARKANSAS PUBLIC HEALTH LABORATORY		1			1
CAREONE AT THE CUPOLA		1			1
PIONEER CLINICAL RESEARCH LLC			1	100%	1
NORTHERN LIGHT CHARLES A DEAN HOSPITAL			1	100%	1
CROSS CREEK HEALTH CARE		1			1
UMASS MEMORIAL/MARLBORO HOSPITAL			1	100%	1
CHILDREN'S HOSPITAL OF CHICAGO			1	100%	1
LAKE WALES DIALYSIS CENTER			1	100%	1
LAKEVIEW REGIONAL HOSPITAL			1	100%	1
ALLIANCE MD DIRECT PRIMARY CARE			1	100%	1
MEDICAL SPECIALISTS OF THE PALM BEACHES INC			1	100%	1
ACUPATH LABORATORIES INC			1	100%	1
QUICK FAMILY URGENT CARE LLC			1	100%	1
MCR HEALTH VENICE PEDIATRICS			1	100%	1
RED HOOK FAMILY PRACTICE		1			1
WATERS EDGE ELEMENTARY SCHOOL			1	100%	1
Long Beach Care Center			1	100%	1
PEDIATRIC ASSOCIATES - MIAMI LAKES		1			1
LIFEBRITE LABORATORIES, LLC			1	100%	1
Alexandria Place		1			1
MY URGENT CARE CLINIC			1	100%	1
MEDCOR INC			1	100%	1
FASTMED-MILL AVENUE			1	100%	1
ADVENTHEALTH MEDICAL GROUP INTERNAL MEDICINE AT MILLS			1	100%	1
DR. K PEDIATRICS			1	100%	1
LEE HEALTH KIDS URGENT CARE		1			1
CARENOW URGENT CARE - SPRING			1	100%	1
IZ MEDICAL		1			1
PHOENIX MEDICAL CLINIC			1	100%	1
NEW ERA HEALTH CENTER INC		1			1
MEMORIAL MEDICAL CENTER			1	100%	1
GABRIELA GOLDSTEIN MD PA			1	100%	1
SUTTER GOULD MEDICAL FOUNDATION			1	100%	1



# COVID-19: testing by laboratory

Data through May 24, 2021 verified as of May 25, 2021 at 09:25 AM

Data in this report are provisional and subject to change.

The numbers in the table below represent the number of Florida and non-Florida residents for whom test results were received by the Department of Health. A person can be tested by more than one laboratory and can have both positive and negative results. **Therefore, the sum of the numbers in each column will be larger than the total number of people tested.**

Reporting lab	Inconclusive	Negative	Positive	Percent positive	Total
ORAL & FACIAL SURGERY			1	100%	1
ELLIS HOSPITAL URGENT CARE CENTER LAB		1			1
WW Chem Auto SS			1	100%	1
COMMUNITY MEMORIAL HOSPITAL		1			1
BAPTIST HEALTH SURGERY CENTER			1	100%	1
CHC SOUTHWEST FLORIDA LAB-LIVE			1	100%	1
GUIDEWELL SANITAS			1	100%	1
MEDICAL CENTER OF TRINITY - MOB		1			1
AIRPORT MEDICAL SOLUTIONS ORLANDO			1	100%	1
PEDIATRIC SPECIALTY CLINIC COLLIER			1	100%	1
PARTNERS IN PRIMARY CARE		1			1
WAYCROSS INTRTNAL MEDICINE			1	100%	1
Vibralfife of El Paso Rehabilitation Center			1	100%	1
MT CARMEL NURSING HOME		1			1
DAUGHTERS OF SARAH NURSING CENTER		1			1
Aspire Physical Recovery Center at Cahaba River		1			1
SUSAN F. WILLIAMS M.D., P.A.			1	100%	1
OMNI HEALTHCARE URGENT CARE			1	100%	1
PM PEDIATRICS OF BAYSIDE, PLLC		1			1
BEVERLY ADVANCED PRACTICE NURSING		1			1
ADVANCED DIALYSIS CENTER OF FORT LAUDERDALE			1	100%	1
Towne Manor West		1			1
BARRINGTON TERRACE NAPLES			1	100%	1
MERCY - NORTH IOWA			1	100%	1
MERCY HOME		1			1
LEGACY SPECIALTY PHARMACY CORP			1	100%	1
MOBILE INFIRMARY MEDICAL CENTER			1	100%	1
West Bay of Tampa Center			1	100%	1
VALLEY VISTA CARE CENTER		1			1
PINNACLE PAIN CENTER PS DBA LYNX HEALTHCARE		1			1
WATERVIEW HILLS REHABILITATION AND NUR		1			1
Kroger - KRO70600172		1			1
OHIO VALLEY MANOR NURSING &		1			1
HARBOR HOSPITAL			1	100%	1
CLERMONT HEALTH DEPARTMENT			1	100%	1
UNIVERSITY OF MIAMI PRIMARY CARE SITE UMHC 3039			1	100%	1
CRYSTAL RIVER FIRE DEPARTMENT			1	100%	1
CVS MI22230CV WAYNE COUNTY COMMUNITY COLLEGE			1	100%	1
MANHATTAN COLLEGE HEALTH SERVICES		1			1
MERCY GENERAL HOSPITAL			1	100%	1
Kroger - KRO62000426			1	100%	1
WEST FLORIDA MEDICAL ASSOCIATES PA			1	100%	1
HERNANDO COUNTY HEALTH DEPT			1	100%	1
YOUR GOOD HEALTH MEDICAL GROUP PA			1	100%	1
VOLKSWAGON GROUP OF AMERICA ONSITE MEDICAL CLINIC		1			1
Life Care Center of Auburn		1			1
Ash Flat Healthcare and Rehabilitation Center			1	100%	1

# COVID-19: testing by laboratory

Data through May 24, 2021 verified as of May 25, 2021 at 09:25 AM

Data in this report are provisional and subject to change.

The numbers in the table below represent the number of Florida and non-Florida residents for whom test results were received by the Department of Health. A person can be tested by more than one laboratory and can have both positive and negative results. **Therefore, the sum of the numbers in each column will be larger than the total number of people tested.**

Reporting lab	Inconclusive	Negative	Positive	Percent positive	Total
TOMAH HEALTH			1	100%	1
BAYFRONT HEAL WOUND CARE AND HYPERBARIC CENTER			1	100%	1
PEACHEALTH LABORATORIES		1			1
Creekside Center for Rehabilitation and Healing		1			1
PALM BREEZE DIALYSIS			1	100%	1
REHABILITATION CENTER OF ALBUQUERQUE		1			1
REDMOND URGENT CARE			1	100%	1
BRANDON OUTREACH CLINIC			1	100%	1
JUPITER MEDICAL CENTER INC			1	100%	1
CLINICAL TRIALS OF TAMPA LLC		1			1
INTEGRATED GENETICS SEQUENOM		1			1
LAKE VISTA DIALYSIS			1	100%	1
FLORIDA DEPARTMENT OF HEALTH IN BROWARD COUNTY		1			1
HEALTH PLUS SUNRISE MEDICAL OFFICE			1	100%	1
FHPG INTERNAL MEDICINE OF BRANDON			1	100%	1
LOVELACE WOMEN'S HOSPITAL		1			1
CONCIERGE INTERNAL MEDICINE ASSOCIATES			1	100%	1
SPARTA HEALTH & REHAB		1			1
PASTEUR MEDICAL HIALEAH GARDEN LLC			1	100%	1
Tremont Health & Rehabilitation Center		1			1
UNIVERSITY OF MIAMI SCHOOL OF MEDICINE			1	100%	1
BIOLOGIK NP		1			1
SHARON REGIONAL MEDICAL CENTER			1	100%	1
NORTH SHORE HEMATOLOGY-ONCOLOGY ASSOCI		1			1
ROAN MOUNTAIN MEDICAL CENTER			1	100%	1
Kingston Care Center of Perrysburg		1			1
THE CHILDREN'S HOSPITAL OF PHILADELPHIA		1			1
BAPTIST ASI			1	100%	1
LABORATORIO MEDICO CENTRAL CONDOMINO MD			1	100%	1
FAMILY & INTERNAL MEDICINE CENTER		1			1
NEW HANOVER REGIONAL MEDICAL CENTER			1	100%	1
SOUTH SEMINOLE HOSPITAL POCT			1	100%	1
CARILION CLINIC LAB TESTING SITE-POSTAL		1			1
BADGER TESTING SERVICES LLC		1			1
FAIRLAWN REHABILITATION HOSPITAL		1			1
STEVEN J VALENTINO, DO PC		1			1
BAPTIST HEALTH FLOYD			1	100%	1
EDEN HEALTH NOMAD LAB		1			1
CHILTON URGENT CARE			1	100%	1
VERMONT DEPT OF HEALTH LABORATORY			1	100%	1
BUREAU COUNTY HEALTH DEPT			1	100%	1
CHI ST. LUKE'S HEALTH BCM MEDICAL CENTER			1	100%	1
PLANT CITY FIRE RESCUE		1			1
HOSPITALS OF PROVIDENCE TRANSMOUNTAIN CAMPUS, THE			1	100%	1
FRESENIUS KIDNEY CARE OCALA			1	100%	1
UF HEALTH - WILDLIGHT			1	100%	1
PM PEDIATRICS OF VIRGINIA			1	100%	1

# COVID-19: testing by laboratory

Data through May 24, 2021 verified as of May 25, 2021 at 09:25 AM

Data in this report are provisional and subject to change.

The numbers in the table below represent the number of Florida and non-Florida residents for whom test results were received by the Department of Health. A person can be tested by more than one laboratory and can have both positive and negative results. **Therefore, the sum of the numbers in each column will be larger than the total number of people tested.**

Reporting lab	Inconclusive	Negative	Positive	Percent positive	Total
BALLAD HEALTH MEDICAL ASSOCIATES URGENT CARE			1	100%	1
INDIAN RIVER CLINICAL LABORATORY, INC.		1			1
LOPEZ		1			1
ENT & ALLERGY ASSOCIATES, LLP - SLEEPY HOLLOW (ABBOTT)		1			1
PALM BEACH COUNTY HEALTH DEPT. CLIFTON SPRINGS			1	100%	1
Birmingham Nursing & Rehab Center		1			1
Crowne Health Care of Thomasville		1			1
Saint Joseph Living Center		1			1
VIRGINIA CVS PHARMACY, LLC DBA CVS/PHARMACY #1884		1			1
ESOTERIC LAB			1	100%	1
PHOENIX PROGRAMS OF FLORIDA INC		1			1
UNIVERSITY OF NORTH CAROLINA HOSPITALS THOMAS HOSPITAL			1	100%	1
BAPTIST HEALTH ASI			1	100%	1
XPRESHECK IAD (DULLES)			1	100%	1
STATE OF ALASKA			1	100%	1
NORTHSIDE FAMILY MEDICINE		1			1
NEW YORK PRESBYTERIAN HOSPITAL			1	100%	1
BOCA MEDICAL CARE			1	100%	1
SHAMRA MEDICAL LABORATORY Dulles Health and Rehab Center		1			1
FASTMED - LAKEWAY			1	100%	1
LRGHEALTHCARE		1			1
Manor Care Health Services- Wilmington			1	100%	1
Newton Wellesley Center for Alzheimer's Care		1			1
OASIS FAMILY RESORT IN THE SPRINGS LLC		1			1
Kroger 433 - The Little Clinic Atoka		1			1
RIVERSIDE REGIONAL MED CENTER			1	100%	1
MOUNT SINAI MEDICAL CENTER OF FLORIDA INC			1	100%	1
SC-GA2018 SIMPSONVILLE REHABILITATION		1			1
ST MARY'S OF SAGINAW		1			1
ATRIA TAMARAC			1	100%	1
Alden North Shore			1	100%	1
CHEYENNE REGIONAL MEDICAL CENTER LABORATORY			1	100%	1
MEDLAB2020, INC			1	100%	1
TANNER CLINIC			1	100%	1
Alaska Domiciliary Care for Homeless Veterans		1			1
NORTHEAST REGIONAL MEDICAL CENTER			1	100%	1
Eger Health Care and Rehabilitation Center		1			1
Erie VAMC		1			1
Iosco County Medical Care Facility		1			1
WESLEY LONG HOSPITAL			1	100%	1
WELLMED AT BAY AREA		1			1
NC STATE LAB OF PUBLIC HEALTH			1	100%	1
NAVAL BRANCH HEALTH CLINIC			1	100%	1
United Methodist Communities at The Shores		1			1

# COVID-19: testing by laboratory

Data through May 24, 2021 verified as of May 25, 2021 at 09:25 AM

Data in this report are provisional and subject to change.

The numbers in the table below represent the number of Florida and non-Florida residents for whom test results were received by the Department of Health. A person can be tested by more than one laboratory and can have both positive and negative results. **Therefore, the sum of the numbers in each column will be larger than the total number of people tested.**

Reporting lab	Inconclusive	Negative	Positive	Percent positive	Total
Elmbrook Home		1			1
Kroger 531 - The Little Clinic Waterville		1			1
HOLYCROSS URGENT CARE AND IMAGING CENTER		1			1
BETHESDA HEALTH PHYSICIANS GROUP		1			1
INTERMOUNTAIN CANYONS CLINIC			1	100%	1
PEDIATRIC URGENT CARE CENTR OF FORT WORTH-LA GRAN			1	100%	1
SKY RIDGE MEDICAL CENTER - MICRO			1	100%	1
CLAYTON NURSING AND REHABILITATION		1			1
WELLSTREET BETHANY BEND		1			1
Kroger 359 - The Little Clinic Bellevue		1			1
CSI LABORATORIES FLORIDA			1	100%	1
MARTIN ARMY COMMUNITY HOSPITAL			1	100%	1
MCCORMICK AMBULANCE		1			1
BOLLES SCHOOL, THE			1	100%	1
CORRY MEMORIAL HOSPITAL			1	100%	1
Kroger 717 - The Little Clinic Dolphin Drive			1	100%	1
GOOD SHEPHERD HOSPICE INC			1	100%	1
PANCARE HEALTH - CARR ELEM & MIDDLE SCHOOL			1	100%	1
Walgreens #19461		1			1
MEDICAL ASSOCIATES OF PINELLAS - LAB			1	100%	1
Kroger 367 - The Little Clinic Walton		1			1
PATEL MINESH		1			1
Hillandale Health Care		1			1
ADVENT HEALTH MEDICAL GROUP AT PINELLAS PARK			1	100%	1
PM PEDIATRICS PC			1	100%	1
THE CLINIC ON SIXTH			1	100%	1
LAREDO CARE CLINIC NORTH		1			1
EXCEL URGENT CARE OF NJ			1	100%	1
LOURDES URGENT CARE			1	100%	1
NORTHSIDE PEDIATRICS & ADOLESCENT MEDI		1			1
LIFEGUARD AIR AMBULANCE			1	100%	1
Courtenay Springs Village			1	100%	1
MARYLAND DEPARTMENT OF HEALTH AND MENTAL HYGIENE-LABORATORIES			1	100%	1
ALVERNIA UNIVERSITY HEALTH AND WELLNESS CENTER		1			1
FIU HEALTH CARE CENTER			1	100%	1
BOND & STEELE CLINIC PA D/B/A		1			1
5 STAR HOME HEALTH SERVICES INC		1			1
MIAMI NORTH DIALYSIS			1	100%	1
CURA LABORATORY SERVICES			1	100%	1
HEALTH CARE SERVICES LC			1	100%	1
PIEDMONT NEWTON HOSPITAL		1			1
ST VINCENTS OUTPATIENT IMAGING		1			1
CARESPOT - OCOEE			1	100%	1
MARY WASHINGTON HOSPITAL HOME HEALTH AGENCY	1				1
BEACHSIDE DETOX		1			1
UNLIMITED MEDICAL SERVICES OF FL PL DBA		1			1
Kroger 968 - The Little Clinic Colerain Township		1			1

# COVID-19: testing by laboratory

Data through May 24, 2021 verified as of May 25, 2021 at 09:25 AM

Data in this report are provisional and subject to change.

The numbers in the table below represent the number of Florida and non-Florida residents for whom test results were received by the Department of Health. A person can be tested by more than one laboratory and can have both positive and negative results. **Therefore, the sum of the numbers in each column will be larger than the total number of people tested.**

Reporting lab	Inconclusive	Negative	Positive	Percent positive	Total
Moab Regional Hospital			1	100%	1
ODYSSEY HEALTH CARE OF MARION COUNTY LLC		1			1
PIEDMONT QUICKCARE		1			1
MARIANNA DIALYSIS CENTER			1	100%	1
Brattleboro Crossings LLC dba Pine Heights at Brattleboro		1			1
Kroger 541 - The Little Clinic Long Hollow Pike		1			1
OAKVIEW INC		1			1
Kroger 805 - The Little Clinic Lewis Center		1			1
Walgreens #9620		1			1
Kroger 909 - The Little Clinic Hamilton			1	100%	1
ICARE		1			1
MIDDLE CREEK MEDICAL CENTER		1			1
SLIDELL MEMORIAL HOSPITAL			1	100%	1
ST. JOHN HOSPITAL & MEDICAL CENTER			1	100%	1
BROOKSVILLE REGIONAL HOSP PATIENT CARE SERVICES			1	100%	1
FANNIN REGIONAL HOSPITAL			1	100%	1
Kroger 523 - The Little Clinic Dickson			1	100%	1
Waddell Nursing & Rehab Center		1			1
MODERN URGENT CARE			1	100%	1
NORTH FLORIDA CHILD DEVELOPMENT, INC			1	100%	1
ADVOCATE GOOD SAMARITAN			1	100%	1
STONESPRINGS HOSPITAL CENTER			1	100%	1
NORTH MIAMI BEACH SURGICAL CENTER			1	100%	1
UF HEALTH FAMILY MEDICINE-GOODBYS CREEK			1	100%	1
GEORGETOWN URGENT CARE			1	100%	1
UPMC NORTHWEST HOSPITAL			1	100%	1
Integrity Healthcare of Carbondale			1	100%	1
MANCHESTER COMMONS		1			1
CHRISTUS GOOD SHEPHERD MEDICAL CENTER			1	100%	1
CENTENNIAL HILLS HOSPITAL MEDICAL CENTER LABORATORY			1	100%	1
MADISON AT OVIEDO			1	100%	1
ST. LUKE'S HOSPITAL			1	100%	1
The Jordan Center		1			1
PHYSICIANS IMMEDIATE CARE			1	100%	1
SANTA MONICA FERTILITY			1	100%	1
GEAUGA REGIONAL HOSPITAL		1			1
FAMILY MEDICAL CARE OF MOUNT DORA INC			1	100%	1
KIOSK MEDICINE OF KENTUCKY LLC		1			1
AML DIAGNOSTICS- ADV TESTING IN METABOLIC MEDICINE			1	100%	1
HILTON HEAD HOSPITAL/INPATIENT			1	100%	1
BLOOMINGDALE MEDICAL ASSOC			1	100%	1
MANOR CARE OF DELRAY BEACH FL LLC		1			1
TOTAL MD			1	100%	1
SC-GA2018 MCCORMICK REHAB & HEALTHCARE		1			1
SIGNATURE CARE MEMORIAL CITY			1	100%	1
CVS TX7286POCT HOUSTON			1	100%	1
MISSION HOSPITAL - MEMORIAL CAMPUS			1	100%	1



# COVID-19: testing by laboratory

Data through May 24, 2021 verified as of May 25, 2021 at 09:25 AM

Data in this report are provisional and subject to change.

The numbers in the table below represent the number of Florida and non-Florida residents for whom test results were received by the Department of Health. A person can be tested by more than one laboratory and can have both positive and negative results. **Therefore, the sum of the numbers in each column will be larger than the total number of people tested.**

Reporting lab	Inconclusive	Negative	Positive	Percent positive	Total
CONCORDIA MANOR			1	100%	1
JOHN D. ARCHBOLD MEMORIAL HOSPITAL			1	100%	1
CENTRAL FLORIDA MEDICAL CARE			1	100%	1
PATIENT FIRST - NEWTOWN ROAD			1	100%	1
PARK AVENUE MEDICAL PROFESSIONALS		1			1
SPACE COAST COMMUNITY PHARMACY			1	100%	1
MAGGY PHARMACY INC		1			1
HAWAII DEPARTMENT OF HEALTH LAB			1	100%	1
IVAN, MAYA			1	100%	1
HOME AIDE SVC OF EASTERN NY INC D/B/A		1			1
CAROMONT HEALTH			1	100%	1
Elderwood at Williamsville		1			1
STEELFUSION CLINICAL TOXICOLOGY LABS			1	100%	1
CROWNPOINT HEALTHCARE FACILITY		1			1
EDWARD HOSPITAL			1	100%	1
HEBER VALLEY HOSPITAL			1	100%	1
MEMORIALCARE LONG BEACH MEDICAL CENTER			1	100%	1
BISHOP KEARNEY		1			1
SWIFTCARE URGENT CARE, PLLC			1	100%	1
Lenbrook		1			1
KIDS HEALTH ALLIANCE PA			1	100%	1
COLER REHABILITATION AND NURSING CARE		1			1
CREATIVE PHARMACY SOLUTIONS EAST LLC		1			1
BROWNSVILLE ADULT AND PEDIATRIC CLINIC			1	100%	1
Brookdale Southside			1	100%	1
Longwood Community Living Center		1			1
QUICKCARE HEALTH, INC			1	100%	1
BROOKDALE FORT MYERS LAKES PARK			1	100%	1
LANSING URGENT CARE			1	100%	1
Keller Landing Center		1			1
LIFEWORKS WELLNESS CENTER LLC		1			1
COSTAMED GRUPO MEDICO			1	100%	1
CHILTON MEDICAL CENTER		1			1
CARE STATION MEDICAL GROUP		1			1
BLACK SHEEP MEDICAL			1	100%	1
NASONCARE LLC			1	100%	1
LABONE		1			1
LAKE COMMUNITY ACTION AGENCY		1			1
HENRICO DOCTOR'S LABORATORY			1	100%	1
CHILDRENS HEALTHCARE OF ATLANTA AT SCOTTISH RITE		1			1
PEDIATRIC PARTNERS OF ZEPHYRHILLS PA			1	100%	1
PALM COAST DRAW STATION/AMERICAN HEALTH ASSOCIATES		1			1
QUINCY DIALYSIS			1	100%	1
Villages of St.Peters		1			1
ORMOND BEACH DIALYSIS			1	100%	1
MEDCENTER PRIMARY CARE PC			1	100%	1
ALPHA CLINICAL LABORATORY CORP.			1	100%	1

# COVID-19: testing by laboratory

Data through May 24, 2021 verified as of May 25, 2021 at 09:25 AM

Data in this report are provisional and subject to change.

The numbers in the table below represent the number of Florida and non-Florida residents for whom test results were received by the Department of Health. A person can be tested by more than one laboratory and can have both positive and negative results. **Therefore, the sum of the numbers in each column will be larger than the total number of people tested.**

Reporting lab	Inconclusive	Negative	Positive	Percent positive	Total
JACK M MATHENY II MD			1	100%	1
WATERMAN VILLAGE HOME CARE			1	100%	1
NAVARRO MEDICAL CENTERS LLC			1	100%	1
MID-FLORIDA CANCER CENTERS		1			1
NORTHCREST PHYSICIAN SERVICES INC		1			1
SHARP CHULA VISTA MEDICAL CENTER			1	100%	1
MODMD, A PROFESSIONAL CORPORATION		1			1
UNC HOSPITALS			1	100%	1
WALGREENS #4201		1			1
CARESOUTH HHA HOLDINGS OF VIRGINIA, LLC			1	100%	1
EXAC CARE CROSSVILLE		1			1
AUGUSTA HEALTH CLINICAL LABORATORY			1	100%	1
HOUSTON DEPARTMENT OF HEALTH AND HUMAN SERVICES			1	100%	1
WEST COAST CLINICAL LABS INC			1	100%	1
Avera Sr. James Care Center		1			1
PHYSICIANS PREMIER ER- BASTROP			1	100%	1
SHP WESTCHESTER LLC		1			1
BEST CARE COMMUNITY AND FAMILY HEALTH CENTER INC			1	100%	1
HHCS PHARMACY INC			1	100%	1
DIGNITY HEALTH GOHEALTH		1			1
VIRGINIA UROLOGY		1			1
Kroger 83 - The Little Clinic Rock Road		1			1
WVU MEDICINE - WESTON			1	100%	1
ADVENTHEALTH MEDICAL GROUP FAMILY			1	100%	1
Village Crest Center for Health & Rehabilitation		1			1
Kroger 395 - The Little Clinic Blanchester		1			1
CVS KS8573POCT OVERLAND PARK		1			1
UHS BINGHAMTON GENERAL			1	100%	1
ST FRANCIS HOSPITAL LABORATORY		1			1
AHUJA MEDICAL CENTER			1	100%	1
Quince Nursing and Rehabilitation Center		1			1
MONROE COUNTY PUBLIC HEALTH DEPARTMENT			1	100%	1
VIP FAMILY PRACTICE			1	100%	1
KISSIMMEE HOME TRAINING		1			1
ELAN MANATEE			1	100%	1
DUKE UNIVERSITY MEDICAL CENTER			1	100%	1
ABE'S GARDEN/PARK MANOR APARTMENTS		1			1
DOCTORS AFTER HOURS URGENT CARE CENTER			1	100%	1
SIGNATURE HEALTHCARE OF BUCKHEAD		1			1
MINNESOTA HERITAGE HOUSE		1			1
SOMA MEDICAL CENTER PA #2 OAKLAND			1	100%	1
STOPWATCH URGENT CARE			1	100%	1
RIVERVIEW HOSPITAL	1				1
URGENT CARE OF FORT LAUDERDALE INC			1	100%	1
BETHESDA ON TURKEY CREEK			1	100%	1
LAKE MARY DIALYSIS			1	100%	1
CVS NV9586POCT RENO		1			1

# COVID-19: testing by laboratory

Data through May 24, 2021 verified as of May 25, 2021 at 09:25 AM

Data in this report are provisional and subject to change.

The numbers in the table below represent the number of Florida and non-Florida residents for whom test results were received by the Department of Health. A person can be tested by more than one laboratory and can have both positive and negative results. **Therefore, the sum of the numbers in each column will be larger than the total number of people tested.**

Reporting lab	Inconclusive	Negative	Positive	Percent positive	Total
KAISER PERMANENTE FACTORIA LAB			1	100%	1
NORTON HOSPITAL			1	100%	1
Good Samaritan Society - Mountian Lake		1			1
EASTSIDE URGENT CARE			1	100%	1
PATHOLOGY		1			1
MASSACHUSETTS DEPARTMENT OF PUBLIC HEALTH			1	100%	1
PATHOLOGYT & LAB MEDICINE SERVICES			1	100%	1
WASHINGTON CENTER FOR REHABILITATION A		1			1
URGENT CARE 24/7 TAMPA			1	100%	1
Canandaigua VAMC		1			1
Encompass Health Rehab Hosp Salisbury		1			1
LINK PHARMACY LLC		1			1
ORCHARD PARK HEALTH CARE AND REHABILITATION CENTER		1			1
TRUMAN MEDICAL CENTER - HOSPITAL HILL			1	100%	1
RIDGE OPTUM FLORIDA			1	100%	1
LEHIGH REGIONAL WOUND CENTER			1	100%	1
METROPOLITAN METHODIST HOSPITAL			1	100%	1
LUMICO LIFE INSURANCE COMPANY		1			1
WALGREENS #10854		1			1
BAY AREA HOSPITAL LAB & HST		1			1
PLEASANT RIDGE MANOR WEST		1			1
CHI ST ALEXIUS TRANSITIONAL CARE UNIT		1			1
KIDSVILLE PEDIATRICS III PA			1	100%	1
DE TAR HOSPITAL			1	100%	1
INHEALTH LIFE SCIENCES LLC			1	100%	1
MORNINGSIDE NURSING AND REHABILITATION		1			1
WALGREENS #09456		1			1
FRONT PORCH PEDIATRICS PLLC			1	100%	1
St. Anne Home		1			1
CONVENIENT MEDICAL AND HEALTH SERVICES			1	100%	1
ABSOLUTE HEALTHCARE			1	100%	1
Abernethy Laurels		1			1
ALAFAYA WOODS FAMILY MEDICAL CENTER		1			1
Cloverdale Rehabilitation and Nursing Center		1			1
WEST VIRGINIA UNIVERSITY HOSPITALS, INC			1	100%	1
FAMILY PRACTICE ASSOCIATES		1			1
KINGWOOD EMERGENCY HOSPITAL			1	100%	1
MERIDIAN MEADOWS TRANSITIONAL CARE		1			1
CVS HEALTH NORTH AURORA			1	100%	1
CVS CA5958POCT EASTVALE		1			1
INTERNAL MEDICINE ASSOC OF SOUTH FL PA			1	100%	1
HACKENSACK UNIVERSITY MEDICAL CENTER		1			1
Kroger 49 - The Little Clinic Wichita - 21st St.			1	100%	1
Medicalodges Neosho			1	100%	1
CVS IL6789POCT WOODRIDGE		1			1
DIRECT PRIMARY CARE OF BURLESON			1	100%	1
REEVES COUNTY HOSPITAL DISTRICT			1	100%	1

# COVID-19: testing by laboratory

Data through May 24, 2021 verified as of May 25, 2021 at 09:25 AM

Data in this report are provisional and subject to change.

The numbers in the table below represent the number of Florida and non-Florida residents for whom test results were received by the Department of Health. A person can be tested by more than one laboratory and can have both positive and negative results. **Therefore, the sum of the numbers in each column will be larger than the total number of people tested.**

Reporting lab	Inconclusive	Negative	Positive	Percent positive	Total
CVS IN6536POCT KOKOMO		1			1
Terrace Glen Village		1			1
METHODIST OLIVE BRANCH HOSPITAL			1	100%	1
CHATEAU TERREBONNE HEALTH CARE		1			1
sunrise terrace nursing and rehab center		1			1
Michigan Masonic Home		1			1
CVS IL5822POCT MOKENA		1			1
HILLVIEW TERRACE			1	100%	1
ORANGETOWN PEDIATRICS ASSOCIATES		1			1
CHRISTIANA HOSPITAL		1			1
GENESIS MEDICAL CENTER OF CORAL SPRINGS INC			1	100%	1
NEVADA RURAL HOUSING AUTHORITY			1	100%	1
WVU MEDICINE AT SUNCREST TOWNE CENTRE			1	100%	1
Pontotoc Health and Rehab		1			1
TRADITIONAL MEDICINE CENTER			1	100%	1
ST LUKE'S CORNWALL HOSPITAL N			1	100%	1
SUMMIT COUNTY PUBLIC HEALTH DEPARTMENT			1	100%	1
BOTTINEAU GOOD SAMARITAN CENTER		1			1
VCU HEALTH SYSTEM AUTHORITY - MCV HOSPITALS			1	100%	1
EAST TENNESSEE STATE UNIVERSITY		1			1
NHC Sequatchie		1			1
FRESENIUS KIDNEY CARE - BOCA RATON			1	100%	1
PARRISH MEDICAL GROUP			1	100%	1
GIFFORD MEMORIAL HOSPITAL		1			1
Schenectady Center for Rehabilitation & Nursing		1			1
REGENTS PARK OF JACKSONVILLE			1	100%	1
SOUTHWOOD HEALTHCARE CENTER		1			1
HEALTHCARECLINICS			1	100%	1
Kroger 481 - The Little Clinic Houston Levee		1			1
WALGREENS #15291		1			1
CYPRESS VILLAGE REHAB CENTER		1			1
PLANTATION DIALYSIS			1	100%	1
SPECIALTY DRUG TESTING			1	100%	1
GUILFORD IMMEDIATE CARE, SYAH, LLC		1			1
Luling Living Center		1			1
CAMBRIDGE HEALTH ALLIANCE			1	100%	1
MEDEXPRESS URGENT CARE - UNIONTOWN		1			1
Lexington Medical Center Extended Care		1			1
Broomall Manor		1			1
HAWAII DEPT OF HEALTH			1	100%	1
PATIENT FIRST - CHERRY HILL		1			1
Le Roy Village Green		1			1
THE LITTLE CLINIC LLC			1	100%	1
Brown Nursing Home		1			1
NEW HORIZON PRIMARY CARE LLC			1	100%	1
HEALTHFORCE PARTNERS INC			1	100%	1
PEDRO L ORTEGA MD PA			1	100%	1

# COVID-19: testing by laboratory

Data through May 24, 2021 verified as of May 25, 2021 at 09:25 AM

Data in this report are provisional and subject to change.

The numbers in the table below represent the number of Florida and non-Florida residents for whom test results were received by the Department of Health. A person can be tested by more than one laboratory and can have both positive and negative results. **Therefore, the sum of the numbers in each column will be larger than the total number of people tested.**

Reporting lab	Inconclusive	Negative	Positive	Percent positive	Total
PALM BEACH DIABETES AND ENDOCRINE SPECIALISTS, PA			1	100%	1
SAINT BARNABAS MEDICAL CENTER		1			1
SACRED HEART MEDICAL CENTER			1	100%	1
BAYOU URGENT CARE			1	100%	1
UW MEDICINE MS CENTER			1	100%	1
2504-HOMEWOOD		1			1
FLORHAM PARK ENDOSCOPY CENTER		1			1
EILEEN TURBESSI MD PA		1			1
WY RETIREMENT CENTER		1			1
Salem Hills Rehabilitation and Nursing Center		1			1
CONVENIENT URGENT CARE			1	100%	1
WALGREENS #07492			1	100%	1
ASSURANCE HEALTHCARE AND COUNSELING CENTER		1			1
GOLDING-GRANADO MEDICAL ASSOCIATES		1			1
WESTCOAST FAMILY PRACTICE		1			1
HEALTH FIRST HOME CARE		1			1
GEORGE WASHINGTON UNIVERSITY HOSPITAL			1	100%	1
CENTRAL FLORIDA ADULT MEDICINE		1			1
Kroger 682 - The Little Clinic New Holland Market			1	100%	1
QUEST INC			1	100%	1
OPTUM MEDICAL CLINIC IN ROCKRIMMON			1	100%	1
CHILDREN'S MEMORIAL HOSPITAL			1	100%	1
HOSPITAL SISTERS HEALTH SYSTEM (HSBS)			1	100%	1
PALOMAR MEDICAL CENTER			1	100%	1
PARKVIEW REGIONAL MEDICAL CENTER			1	100%	1
SSC NASHVILLE OPERATING CO LLC D/B/A		1			1
AUSTIN URGENT CARE			1	100%	1
BANNER UNIVERSITY MEDICAL CENTER			1	100%	1
PEDIATRIC ASSOC OF JACKSONVILLE PA			1	100%	1
ELKTON TRANSITIONAL CARE CENTER		1			1
ARGENTINE CARE CENTER		1			1
FAIRLAWN OPCO LLC DBA ARBORS AT FAIRLAWN		1			1
HEALTHCARE ASSOCIATES OF IRVING, LLP			1	100%	1
GTC OPCO, LLC		1			1
STUDENT HEALTH CENTER			1	100%	1
APOLLO ADVANCED HOME HEALTH CORP			1	100%	1
VIVEX/UMTB BIOMEDICAL			1	100%	1
GATEWAY FAMILY HEALTH CLINIC			1	100%	1
SYCAMORE MEDICAL CENTER-KETTERING HEALTH NETWORK			1	100%	1
WALGREENS #10308		1			1
LOUNDY		1			1
Calhoun County Medical Care Facility		1			1
CVS MA6466POCT SWANSEA		1			1
AUGUSTA HEALTH SD			1	100%	1
Arlington Health and Rehabilitation		1			1
DEPARTMENT OF HEALTH SERVICES			1	100%	1
BALLAD HEALTH MEDICAL ASSOCIATES URGENT CARE - JOHNSON CITY			1	100%	1



# COVID-19: testing by laboratory

Data through May 24, 2021 verified as of May 25, 2021 at 09:25 AM

Data in this report are provisional and subject to change.

The numbers in the table below represent the number of Florida and non-Florida residents for whom test results were received by the Department of Health. A person can be tested by more than one laboratory and can have both positive and negative results. **Therefore, the sum of the numbers in each column will be larger than the total number of people tested.**

Reporting lab	Inconclusive	Negative	Positive	Percent positive	Total
METRO HEALTH HOSPITAL LABORATORY		1			1
BRIDGEWATER PARK ASSISTED LIVING LLC			1	100%	1
LINCOLN COUNTY MEDICAL CENTER		1			1
VERIFY LABS			1	100%	1
ACCESS HEALTH CARE PHYSICIANS, LLC		1			1
EMERGENCY CARE SERVICES LAB AT JFK MEDICAL CENTER			1	100%	1
BAYSTATE REFERENCE LABORATORY			1	100%	1
SUNRISE HOSPITAL & MEDICAL CENTER-POC TESTING LAB			1	100%	1
LANCASHIRE HALL NURSING AND REHABILITATION CENTER		1			1
COVE AT THE MARBELLA,THE			1	100%	1
BAPTIST EMERGENCY HOSPITAL - KELLY			1	100%	1
Kroger 894 - The Little Clinic NEC		1			1
Sharon Care Center			1	100%	1
AMALIA'S COMMUNITY CLINIC, CORP			1	100%	1
Urgent Care 24/7 Orlando LLC			1	100%	1
ASHLEY PEDIATRICS DAY AND NIGHT CLINIC			1	100%	1
Big River Nursing and Rehab		1			1
CVS M08595POCT RAYMORE		1			1
BAPTIST MINOR MEDICAL CENTER			1	100%	1
ALIMETRIX INC		1			1
SOUTHEASTERN PATHOLOGY ASSOCIATES			1	100%	1
Chateau Girardeau			1	100%	1
Alden Lincoln Park			1	100%	1
DAVIS, CASEY		1			1
SOUTH COUNTY MEDICAL CENTER			1	100%	1
Parkview Care Center			1	100%	1
WEKIVA SPRINGS PEDIATRICS			1	100%	1
LEELANAU OPCO, LLC		1			1
Isle Health and Rehabilitation Center			1	100%	1
DR AZIZ CLINIC			1	100%	1
THE CHRIST HOSPITAL			1	100%	1
Pelican Health Norfolk			1	100%	1
GOOD SAMARITAN SOCIETY-FOREST CITY		1			1
BLOOD SYSTEMS LABORATORIES			1	100%	1
SACRED HEART HOSPITAL			1	100%	1
BRADENTON EAST INTEGRATIVE MEDICINE			1	100%	1
URGENT CARE OF KANSAS CITY			1	100%	1
Kroger 923 - The Little Clinic Centerville		1			1
ADVANTA LABS, LLC		1			1
PowerBack Piscataway Center		1			1
CVS M08564POCT INDEPENDENCE		1			1
LSU MEDICAL CENTER			1	100%	1
ASCARATE DIALYSIS			1	100%	1
COMMUNITY URGENT CARE PC			1	100%	1
NORTHEAST TEXAS DIALYSIS		1			1
Chillicothe VAMC			1	100%	1
HEALTH DIV OAK RIDGE NATL LABORATORY		1			1

# COVID-19: testing by laboratory

Data through May 24, 2021 verified as of May 25, 2021 at 09:25 AM

Data in this report are provisional and subject to change.

The numbers in the table below represent the number of Florida and non-Florida residents for whom test results were received by the Department of Health. A person can be tested by more than one laboratory and can have both positive and negative results. **Therefore, the sum of the numbers in each column will be larger than the total number of people tested.**

Reporting lab	Inconclusive	Negative	Positive	Percent positive	Total
Kroger 97 - The Little Clinic Hutchinson		1			1
Mercy Manor Transition Center			1	100%	1
VA Tennessee Valley HCS-Nashville Campus			1	100%	1
ACCESS TOTAL CARE - PORTLAND			1	100%	1
COMMUNITY HOSPITALS INDIANAPOLIS			1	100%	1
KINGWOOD EMERGENCY CENTER			1	100%	1
SALTZER URGENT CARE			1	100%	1
Florence Home		1			1
MEDOR/ACC SYNCHRONY			1	100%	1
EVERGREEN NURSING HOME		1			1
C V S / PHARMACY #4396		1			1
FRANKLIN CBOC			1	100%	1
MIDWEST COVENANT HOME, INC		1			1
JOHNSON MEDICAL SERVICES			1	100%	1
COLQUITT COMPLETE CARE			1	100%	1
BAYLOR SCOTT AND WHITE MEDICAL CENTER -CENTENTENNIAL			1	100%	1
WALGREENS #11572		1			1
CENTRAL TX URGENT CARE			1	100%	1
FRESENIUS KIDNEY CARE OF CLERMONT WEST			1	100%	1
LP ELIZABETHTON		1			1
HCA HOUSTON HEALTHCARE			1	100%	1
PATHLAB SERVICES			1	100%	1
CHILDREN'S CLINIC			1	100%	1
SUNY BROCKPORT STUDENT HEALTH CENTER		1			1
WINCHESTER HOSPITAL			1	100%	1
NANCY M WORTHINGTON MD PA			1	100%	1
TMH PHYSICIAN PARTNERS			1	100%	1
DECATUR MORGAN HOSPITAL - DECATUR GENE		1			1
UC TAMiami			1	100%	1
MED TECH CLINICAL LABORATORY		1			1
OCCUPATIONAL HEALTH CENTER		1			1
ManorCare Health Services/ York South		1			1
HOMESTEAD MEDICAL CLINIC PA			1	100%	1
ASHLEY PEDICATRICS DAY AND NIGHT CLINIC			1	100%	1
SPRINGBROOK HOSPITAL			1	100%	1
MEMORIAL PHYSICIANS LABORATORY			1	100%	1
JMJ FAMILY PRACTICE			1	100%	1
HEBER VALLEY MEDICAL CENTER			1	100%	1
FORT LOUDOUN PRIMARY CARE		1			1
MAIN STREET PHARMACY OF MARCELLUS, INC		1			1
JERSEY SHORE CENTER		1			1
SALEM HOSPITAL REGIONAL LABORATORY		1			1
SAINT PETE MRI			1	100%	1
PATIENT FIRST - TAYLOR ROAD			1	100%	1
NEW MILFORD HOSPITAL			1	100%	1
WINDSOR MANOR			1	100%	1
Signature Healthcare of Georgetown		1			1

# COVID-19: testing by laboratory

Data through May 24, 2021 verified as of May 25, 2021 at 09:25 AM

Data in this report are provisional and subject to change.

The numbers in the table below represent the number of Florida and non-Florida residents for whom test results were received by the Department of Health. A person can be tested by more than one laboratory and can have both positive and negative results. **Therefore, the sum of the numbers in each column will be larger than the total number of people tested.**

Reporting lab	Inconclusive	Negative	Positive	Percent positive	Total
BL DIAGNOSTICS LLC			1	100%	1
CAREFIRST URGENT CARE - BEECHMONT			1	100%	1
KODIAK AREA NATIVE ASSOCIATION-KANA			1	100%	1
PARK AVENUE PEDIATRICS PC		1			1
GENVIEW DIAGNOSIS INC			1	100%	1
MEDCOR, INC			1	100%	1
IVY CREEK HEALTHCARE & WELLNESS CENTRE			1	100%	1
Garden View Care Center at Dougherty Ferry		1			1
HONU	1				1
SPECIALTY MOLECULAR - DENVER			1	100%	1
SUMMERLIN MEDICAL CENTRE			1	100%	1
BAYCARE OUTREACH LAB AT NEW TAMPA			1	100%	1
The Pines at Poughkeepsie Center for Nursing and Rehabilitation		1			1
ACCESS TOTAL CARE			1	100%	1
ADVENTHEALTH MEDICAL GROUP SENIOR HEALTH AT			1	100%	1
ELEMENTS PHARMACY			1	100%	1
Eddy Memorial Geriatric Center		1			1
LIFECARE MEDICAL CENTER			1	100%	1
MARION GENERAL HOSPITAL			1	100%	1
PROVIDENCE ST. PATRICK HOSPITAL			1	100%	1
SOUTH TEXAS HEALTH SYSTEM ER - WARE ROAD			1	100%	1
BRADENTON CONVENTION CENTER			1	100%	1
TEMPLE TERRACE DIALYSIS			1	100%	1
BOULDER COMMUNITY HOSPITAL			1	100%	1
PALM AVENUE BAPTIST TOWER INC		1			1
SEABROOK EMS			1	100%	1
PATIENT FIRST - FAIRFAX			1	100%	1
CARESOUTH HHA HOLDINGS OF THE TREASURE COAST LLC			1	100%	1
CLINICAL PATHOLOGY LABORATORIES SOUTHEAST INC			1	100%	1
PUBLIX PHARMACY #1122		1			1
MEDCARE-GARNERS FERRY			1	100%	1
Manorcare Health Services-Oxford Valley		1			1
PREMIER HEALTH CARE INC			1	100%	1
MCG HOSPITALS AND CLINICS			1	100%	1
Mason Health and Rehab		1			1
COASTAL ER IX, PHYSICIANS PREMIER			1	100%	1
Kroger 670 - The Little Clinic Powell		1			1
INDIAN RIDGE		1			1
TITUS REGIONAL MEDICAL CENTER			1	100%	1
ATLANTA PLUS URGENT CARE, LLC			1	100%	1
CVS NY2297002CV NEW YORK			1	100%	1
PREMISEHEALTH		1			1
MERRILL GARDENS AT CHAMPIONSGATE			1	100%	1
BAYMEADOWS PEDIATRIC CARE		1			1
WOOD COUNTY HEALTH DEPARTMENT			1	100%	1
PORTSMOUTH REG. HOSPITAL			1	100%	1
COVENANT HEALTH		1			1

# COVID-19: testing by laboratory

Data through May 24, 2021 verified as of May 25, 2021 at 09:25 AM

Data in this report are provisional and subject to change.

The numbers in the table below represent the number of Florida and non-Florida residents for whom test results were received by the Department of Health. A person can be tested by more than one laboratory and can have both positive and negative results. **Therefore, the sum of the numbers in each column will be larger than the total number of people tested.**

Reporting lab	Inconclusive	Negative	Positive	Percent positive	Total
HEALTHALLIANCE HOSPITAL LABORATORY		1			1
SWEDISH EDMONDS LABORATORY			1	100%	1
Montgomery Place		1			1
UNIVERSITY OF SOUTH FLORIDA			1	100%	1
BUENA VENTURA LAKES DIALYSIS			1	100%	1
MT SINA1 HOSPICE			1	100%	1
GOOD SAMARITAN SOCIETY - DE SMET		1			1
IMMY LABS			1	100%	1
MAYO MEDICAL LABORATORIES			1	100%	1
BROOKDALE FORT WALTON BEACH			1	100%	1
OHIO CVS STORES, LLC DBA CVS/PHARMACY		1			1
WESTCHESTER MEDICAL CENTER ADVANCED		1			1
Chestnut Ridge Nursing & Rehab		1			1
CARENOW DENTON			1	100%	1
ARISTACARE AT MANCHESTER		1			1
CAMAI COMMUNITY HEALTH CENTER, INC			1	100%	1
Kroger 086 - The Little Clinic Broomfield-Sheridan		1			1
PATHOLOGY ASSOCIATES			1	100%	1
VIRTUA HEALTH AND REHABILITATION		1			1
HOSPITAL METROPOLITANO SAN GERMAN			1	100%	1
Kroger 683 - The Little Clinic Foothills Plaza		1			1
KENT		1			1
HEALTHCARE AND REHAB OF SANFORD			1	100%	1
CARROLL UNIVERSITY STUDENT HEALTH CENTER		1			1
ASSOCIATES MD MEDICAL GROUP INC			1	100%	1
JUP Serology SubSection			1	100%	1
SUNCOAST PRIMARY CARE LLC			1	100%	1
ATHENS LIMESTONE HOSPITAL		1			1
JP MORGAN CHASE HEALTH SERVICES			1	100%	1
HILLSBORO MEDICAL CENTER MAIN LABORATO		1			1
ASUNCION HOME HEALTH CARE CORP			1	100%	1
ORANGE PEDIATRICS PA			1	100%	1
LEXINGTON URGENT CARE			1	100%	1
ALDEN PHARMACY		1			1
EXPRESS WALK IN MEDICAL CENTER			1	100%	1
PRIORITY TOXICOLOGY LABORATORIES			1	100%	1
Sherwood Oaks Health Center			1	100%	1
GOOD SHEPHERD HEALTH SYSTEM			1	100%	1
THE READING HOSPITAL AND MEDICAL CENTER			1	100%	1
Piedmont Crossing		1			1
PEDIATRIC ASSOCIATES OF ORLANDO			1	100%	1
ORMC-ARDEN/EOI			1	100%	1
ELMCROFT OF TIMBERLIN PARC			1	100%	1
LAKE URGENT CARE			1	100%	1
ALL PEDIATRIC CARE PA			1	100%	1
CARDIOLOGY AND FITNESS MEDICINE		1			1
Kroger 629 - The Little Clinic Cartersville, GA Hwy 41		1			1

# COVID-19: testing by laboratory

Data through May 24, 2021 verified as of May 25, 2021 at 09:25 AM

Data in this report are provisional and subject to change.

The numbers in the table below represent the number of Florida and non-Florida residents for whom test results were received by the Department of Health. A person can be tested by more than one laboratory and can have both positive and negative results. **Therefore, the sum of the numbers in each column will be larger than the total number of people tested.**

Reporting lab	Inconclusive	Negative	Positive	Percent positive	Total
GARDEN VIEW CARE CENTER		1			1
MAIN LAB			1	100%	1
REDSTONE REHABILITATION & NURSING CENT		1			1
BOCA CIEGA CENTER			1	100%	1
PASTEUR MEDICAL CENTER LLC		1			1
Victoria Manor		1			1
SAN ANTONIO DERMATOLOGY AND MEDICAL SPA			1	100%	1
PRACTITIONERS IN MOTION			1	100%	1
KENNEDY BOULEVARD DIALYSIS			1	100%	1
CAPITAL DIAGNOSTICS			1	100%	1
LITTLE COMPANY OF MARY HOSPITAL			1	100%	1
Kroger 682 - The Little Clinic Combs and Gantzel		1			1
BRIAN C GRINER MD LLC			1	100%	1
CENTRAL CAROLINA HOSPITAL			1	100%	1
Erwin Health Care Center		1			1
FLAGLER COUNTY BOARD OF COUNTY COMMISSIONERS			1	100%	1
WALGREENS #04786		1			1
VA NCHCS - Mather Division		1			1
BENEWAH COMMUNITY HOSPITAL		1			1
AVERA HEART HOSPITAL OF SD			1	100%	1
DIXIE COUNTY JAIL			1	100%	1
PRIMARY CARE GROUP LLC		1			1
RENOWN REGIONAL MEDICAL CENTER			1	100%	1
NEXTCARE POWER			1	100%	1
NORTH FLORIDA REGIONAL MEDICAL CENTER EMERGENCY			1	100%	1
CVS HEALTH FL403109POCT			1	100%	1
LABTECH DIAGNOSTICS			1	100%	1
MEDICAL CENTER AFFILIATES PALM SPRINGS			1	100%	1
STEPHEN G NELSON MD PA			1	100%	1
TEVAPHARM			1	100%	1
EMERSON HOSPITAL LABORATORY			1	100%	1
SEMA4			1	100%	1
WYOMING COUNTY DEPARTMENT OF HEALTH		1			1
COMMUNITY MEDICAL CENTER-ORANGE CITY		1			1
Samaritan Keep Home		1			1
WINDROSE HEALTH NETWORK			1	100%	1
WALGREENS # 11165		1			1
Heritage Health of Peru			1	100%	1
HALEYVILLE HEALTH CARE CENTER		1			1
DIAGNOSTIC GROUP INTEGRATED HEALTHCARE			1	100%	1
Sarah A. Todd Memorial Home		1			1
UNIVERISTY HOSPITAL			1	100%	1
MALUHIA		1			1
Trucare Living Centers - Columbus		1			1
Lopatcong Center		1			1
PANCARE HEALTH - NORTHSIDE ELEMENTARY			1	100%	1
SEASONS HOSPICE AND PALLIATIVE CARE OF			1	100%	1



# COVID-19: testing by laboratory

Data through May 24, 2021 verified as of May 25, 2021 at 09:25 AM

Data in this report are provisional and subject to change.

The numbers in the table below represent the number of Florida and non-Florida residents for whom test results were received by the Department of Health. A person can be tested by more than one laboratory and can have both positive and negative results. **Therefore, the sum of the numbers in each column will be larger than the total number of people tested.**

Reporting lab	Inconclusive	Negative	Positive	Percent positive	Total
ANSWERS RESOURCE FACILITY		1			1
USA Healthcare LTC, LLC - Folsom Center for Rehabilitation & Healthca		1			1
TUNIS STREET GROUP HOME		1			1
Kingston Care Center of Fort Wayne		1			1
GLEN EAGLE HELATHCARE & REHAB		1			1
ODESSA CLINIC			1	100%	1
CORONA CONCIERGE, LLC		1			1
BSA PHYSICIANS GROUP, INC D/B/A BSA FAMILY MEDICAL			1	100%	1
PHYSICIANS PREMIER ER- CENTRAL AUSTIN			1	100%	1
CAREWELL 203			1	100%	1
UCH LAB			1	100%	1
SOUTHEAST MISSOURI HOSPITAL		1			1
Oregon Veterans Home The Dalles		1			1
HEARTLAND OF MARIETTA OH LLC DBA		1			1
NATIONAL INSTITUTES OF HEALTH CLINICAL CENTER			1	100%	1
GENESIS CARE USA OF FLORIDA, LLC			1	100%	1
CAREMOUNT MEDICAL PC-CARMEL		1			1
OCEANVIEW NURSING AND REHABILITAION CENTER			1	100%	1
FOCUSED CARE AT ALLENBROOK		1			1
Kingsway Arms Nursing Center		1			1
ELLIOT HOSPITAL			1	100%	1
FAMILY AND INTERNAL MEDICINE ASSOCIATES		1			1
AFFINITY WALK-IN CLINIC			1	100%	1
Kroger 970 - The Little Clinic Westfield			1	100%	1
The Evangelical Lutheran Good Samaritan Society Prescott Village		1			1
St. Ann Rehabilitation and Nursing Center		1			1
AFTER HOURS CLINIC			1	100%	1
AdventHealth Care Center Zephyrhills North			1	100%	1
KROGER 785 - THE LITTLE CLINIC DIXIE HWY		1			1
PHYSICIANS LAB INC			1	100%	1
O'CONNELL HEALTH CENTER AT ST JOHNS			1	100%	1
MED SCREEN LABORATORIES		1			1
SELF REGIONAL HEALTHCARE			1	100%	1
SPELMAN COLLEGE DEPT OF HEALTH SERVICE		1			1
UF HEALTH THE VILLAGES			1	100%	1
ABBOTT LABORATORIES ROSS PRODUCTS			1	100%	1
ALPHA 1 ANTITRYPSIN RESEARCH PROGRAM			1	100%	1
Kroger 379 - The Little Clinic Stony Brook		1			1
NORTH BROWARD MEDICAL CENTER			1	100%	1
NORTH COUNTY MEDICAL LAB			1	100%	1
BROOKS REHAB			1	100%	1
SUMMIT LABORATORY			1	100%	1
CAPE CORAL HOSPITAL NURSING			1	100%	1
KIDZ FAMILY CARE			1	100%	1
OPCO LLC LEGACY NURSING AND REHABILITA		1			1
Kroger 524 - The Little Clinic Iron Bridge Road		1			1
ASSOCIATESMD			1	100%	1

# COVID-19: testing by laboratory

Data through May 24, 2021 verified as of May 25, 2021 at 09:25 AM

Data in this report are provisional and subject to change.

The numbers in the table below represent the number of Florida and non-Florida residents for whom test results were received by the Department of Health. A person can be tested by more than one laboratory and can have both positive and negative results. **Therefore, the sum of the numbers in each column will be larger than the total number of people tested.**

Reporting lab	Inconclusive	Negative	Positive	Percent positive	Total
MEMORIAL HOSPITAL - BELLEVILLE			1	100%	1
Wexner Heritage House			1	100%	1
ADVENT HEALTH MEDICAL GROUP MULTISPECIALTY			1	100%	1
NICKLAUS CHILDREN'S DORAL OUTPATIENT CENTER			1	100%	1
BIOMAT USA INC			1	100%	1
WALGREENS #5790			1	100%	1
NORTH SHORE HEMATOLOGY-ONCOLOGY ASSOCIATES PC		1			1
NORTH PALM CHILDRENS PHYSICIANS			1	100%	1
TCPA CLINICAL LABORATORIES			1	100%	1
PHYSICIANS OF CENTRAL FLORIDA			1	100%	1
Citadel		1			1
Wayne County Nursing Home		1			1
COMMONWEALTH OF VIRGINIA DIVISION OF CONSOLIDATED LABORATORY SERVICES			1	100%	1
PUBLIX PHARMACY # 1236			1	100%	1
ROCK RAPIDS HEALTH CENTRE		1			1
DW MCMILLAN MEMORIAL HOSPITAL LABORATORY			1	100%	1
WELLMED AT LINEBAUGH AVE			1	100%	1
STEWART MEDICAL GROUP INC			1	100%	1
ADVENTHEALTH MEDICAL GROUP PEDIATRICS DIABETES &			1	100%	1
Kroger - KRO70300083			1	100%	1
RESIDENCES AT MIAMI / REIGN GARDENS LLC, THE			1	100%	1
AFTER HOURS CARE OF AMERICUS INCORPORA			1	100%	1
Triboro Center		1			1
COMMUNITY MEDICAL CARE			1	100%	1
PARK AVENUE DERMATOLOGY NORTH			1	100%	1
CASS LAKE PHS INDIAN HOSPITAL		1			1
SAINT AGNES MEDICAL CENTER			1	100%	1
SCRIPTS PLUS INC DBA THE MEDICINE SHOP		1			1
BAXTER REGIONAL MEDICAL CENTER			1	100%	1
ADVANCED INDIVIDUALIZED MEDICINE OF NAPLES			1	100%	1
Mission Arch Center		1			1
NORTHERN KENTUCKY HEALTH DEPARTMENT			1	100%	1
DAYTON CHILDRENS HOSPITAL LAB			1	100%	1
Peninsula Nursing and Rehabilitation Center		1			1
ARNOLD PALMER HOSPITAL LAB POCT		1			1
BASCOM PALMER-MICRO LAB			1	100%	1
CARLTON SHORES HEALTH AND REHABILITATION CENTER			1	100%	1
bishop rehabilitation and nursing center		1			1
NULL			1	100%	1
Metairie Healthcare Center			1	100%	1
TWIN			1	100%	1
RANDOLPH-MACON COLLEGE			1	100%	1
BROOKDALE AVONDALE (BU 04360)			1	100%	1
GREYSTONE HOME HEALTH OF GREATER ORLANDO LLC		1			1
CAREATC - WISCONSIN PIPE-FITTERS			1	100%	1
CENTRAL FLA PEDIATIC URGENT CARE LLC		1			1
CLEVELAND CLINIC FLORIDA LAB			1	100%	1

# COVID-19: testing by laboratory

Data through May 24, 2021 verified as of May 25, 2021 at 09:25 AM

Data in this report are provisional and subject to change.

The numbers in the table below represent the number of Florida and non-Florida residents for whom test results were received by the Department of Health. A person can be tested by more than one laboratory and can have both positive and negative results. **Therefore, the sum of the numbers in each column will be larger than the total number of people tested.**

Reporting lab	Inconclusive	Negative	Positive	Percent positive	Total
HAYS CLINICAL LAB			1	100%	1
HCL LABORATORIES			1	100%	1
FAMILY MEDICINE AT KISSIMMEE		1			1
Brookdale Richmond Place		1			1
CELEBRATION HOSPITAL			1	100%	1
Central Park Healthcare & Rehabilitation Center		1			1
GATEWAY HEALTHCARE, PC			1	100%	1
MOREHOUSE COLLEGE STUDENT HEALTH CENTE		1			1
KROGER 915 - THE LITTLE CLINIC ANDERSON			1	100%	1
CFCH - FROSTPROOF			1	100%	1
MEMORIAL HERMANN MEDICAL GROUP-ATASCOCITA PEDS			1	100%	1
MACKINAC STRAITS LONG TERM CARE UNIT		1			1
WINTER GARDEN CHILDREN'S HEALTH CENTERS			1	100%	1
TRAVIS LEE THOMPSON MD			1	100%	1
WELL KEY HEALTH		1			1
PALMETTO LANDING			1	100%	1
Encompass Health Rehab Hosp Alexandria		1			1
APPLECARE BRUNSWICK			1	100%	1
EMERGENCE MEDICINE			1	100%	1
CHESAPEAKE REGIONAL MEDICAL CENTER			1	100%	1
PHI LIFE SCIENCES			1	100%	1
BRETON REHABILITATION & LIVING CENTRE		1			1
UUHC - REDSTONE HEALTH CENTER LABORATORY			1	100%	1
ADVENTHEALTH MEDICAL GROUP PULMONOLOGY AT		1			1
CARENOW LAKE WORTH			1	100%	1
Manassas Health & Rehab			1	100%	1
STATE OF CALIFORNIA DOH SERVICES			1	100%	1
St. Patrick's Manor		1			1
PALACE CARE AND REHAB		1			1
TARRYTOWN PHARMACY			1	100%	1
WALK IN FAMILY MEDICINE CENTER			1	100%	1
DONALSONVILLE HOSPITAL			1	100%	1
Monument Health Custer Care Center		1			1
Indianspring of Oakley		1			1
WILLOW DALE WELLNESS VILLAGE APARTMENT		1			1
Lodge Nursing & Rehab Center		1			1
ST MICHAEL'S ELITE MEDICAL HOSPITAL			1	100%	1
SUMMERFIELD PAIN MANAGEMENT			1	100%	1
PROGENESIS INC			1	100%	1
CENTRAL MAINE MEDICAL CENTER			1	100%	1
Ravenwood Speciality Care		1			1
SUPREME MEDICAL GROUP PLLC			1	100%	1
HAMILTON CI MAIN UNIT ANNEX/ WORK CAMP			1	100%	1
RAPID CITY REGIONAL HOSPITAL -579 ATTN. LABORATORY		1			1
DOCTORS HEARING			1	100%	1
BMC/NASSAU			1	100%	1
SOUTHWESTERN STATE HOSPITAL LABORATORY			1	100%	1

# COVID-19: testing by laboratory

Data through May 24, 2021 verified as of May 25, 2021 at 09:25 AM

Data in this report are provisional and subject to change.

The numbers in the table below represent the number of Florida and non-Florida residents for whom test results were received by the Department of Health. A person can be tested by more than one laboratory and can have both positive and negative results. **Therefore, the sum of the numbers in each column will be larger than the total number of people tested.**

Reporting lab	Inconclusive	Negative	Positive	Percent positive	Total
CTMD MEDICAL CENTER, PA			1	100%	1
LABTEST LLC LABTEST DIAGNOSTICS			1	100%	1
MARTINSVILLE HEALTH AND REHAB			1	100%	1
EMBASSY LAKES ARTIFICIAL KIDNEY CENTER			1	100%	1
Christian Park Village		1			1
SOUTHERN WINDS			1	100%	1
INTERMOUNTAIN HEALTHCARE LABORATORY SERVICES			1	100%	1
WOODSTOCK HEALTH DEPARTMENT			1	100%	1
NHC Chattanooga			1	100%	1
SANTA YNEZ VALLEY COTTAGE HOSP CL LAB			1	100%	1
ST. PETERSBURG PEDIATRICS-SEMINOLE			1	100%	1
SOUTHERN HILLS MEDICAL CENTER			1	100%	1
FLORIDA KEYS PED AND ADOLES CTR			1	100%	1
PHYSICIANS ASSOCIATES			1	100%	1
RIVIERA BEACH HEALTH CENTER LAB			1	100%	1
FIRST MEDICAL RESPONSE OF TEXAS, INC			1	100%	1
WMC HEALTH GROUP INC			1	100%	1
SOUTHEAST CLINICAL LABORATORIES		1			1
PALMS WEST SURGICENTER		1			1
SOLARIS HEALTHCARE PLANT CITY		1			1
CARESTAT HOSPICE SERVICES			1	100%	1
SAMSON MEDICAL CLINIC			1	100%	1
THE EMORY CLINIC AT DELTA-TOC			1	100%	1
PRISMA HEALTH TUOMEY LABORATORY			1	100%	1
SHARP GROSSMONT HOSPITAL LABORATORY			1	100%	1
VillageCare Rehabilitation and Nursing Center		1			1
PINNACLE DIALYSIS		1			1
LOUIS STOKES CLEVELAND VA MEDICAL CENTER			1	100%	1
FAMILY FIRST WELLNESS		1			1
NORTHWEST FLORIDA SPECIALTY PHYSICIANS LLC		1			1
ST ROSE DOMINICAN HOSPITAL LAB-ROSE DE LIMA CAMPUS			1	100%	1
USF PHYSICIANS GROUP			1	100%	1
NORTHSIDE FAMILY MEDICINE AND URGENT CARE (MIDTOWN)		1			1
HUGH CHATHAM FAMILY MEDICINE INDEPENDENCE		1			1
US PUBLIC HEALTH SERVICE HOSPITAL			1	100%	1
WEST PALM BEACH PHARMACEUTICALS LLC			1	100%	1
MEDICAL CITY NORTH HILLS			1	100%	1
SCRIPPS MEDICAL LABORATORY- JEFFERSON			1	100%	1
SOUTHWEST ORLANDO FAMILY MEDICINE, PL			1	100%	1
ACCESS FAMILY CARE LLC			1	100%	1
THEDACARE FAMILY MEDICINE GATEWAY			1	100%	1
CERMAK HEALTH SERVICES			1	100%	1
TRITENN LLC		1			1
ADVANCED RESEARCH AND DIAGNOSTIC LABORATORY UNIVERSITY OF MINNESOTA			1	100%	1
Allen Health and Rehabilitation		1			1
Maplewood of Cheshire County		1			1
KEISER UNIVERSITY		1			1

# COVID-19: testing by laboratory

Data through May 24, 2021 verified as of May 25, 2021 at 09:25 AM

Data in this report are provisional and subject to change.

The numbers in the table below represent the number of Florida and non-Florida residents for whom test results were received by the Department of Health. A person can be tested by more than one laboratory and can have both positive and negative results. **Therefore, the sum of the numbers in each column will be larger than the total number of people tested.**

Reporting lab	Inconclusive	Negative	Positive	Percent positive	Total
MARTIN MEM FAMILY CARE AT ST LUCIE W			1	100%	1
FOUNDATION LABORATORY			1	100%	1
MONONGAHELA VALLEY HOSPITAL			1	100%	1
BRANKO D PEJIC MD FAMILY PRACTICE			1	100%	1
Baypoint Healthcare Center			1	100%	1
Kroger 767 - The Little Clinic Beaumont		1			1
LAMARQUE DIALYSIS			1	100%	1
STORMONT VAIL HOSPITAL			1	100%	1
HEALTH AND HOPE CLINIC INC			1	100%	1
TITUSVILLE REHABILITATION AND NURSING CENTER		1			1
Kroger 126 - The Little Clinic Cottonwood		1			1
NSPIRE HEALTHCARE PLANTATION			1	100%	1
Southwest Louisiana Veterans Home			1	100%	1
MEDICAL CITY DENTON			1	100%	1
ASHLEY CLINICAL DIAGNOSTIC LABORATORY			1	100%	1
MT ST RITA HEALTH CENTRER		1			1
BEAUMONT HOSPITAL, GROSSE POINTE			1	100%	1
ADVANCED URGENT CARE PLLC		1			1
FELD ENTERTAINMENT			1	100%	1
SEPULVEDA OUTPATIENT AND NURSING HOME CARE			1	100%	1
ADAMS COUNTY HEALTH DEPARTMENT			1	100%	1
NORTH RIVER FAMILY HEALTH CENTER			1	100%	1
VISITING PHYSICIAN SERVICES, LLC			1	100%	1
CARY CLINIC			1	100%	1
JOSHUA E CHESIR MD		1			1
Glen Haven Health and Rehabilitation LLC		1			1
PM PEDIATRICS OF BAYSIDE PLLC - STATEN		1			1
PELICAN STATE OUTPATIENT CENTER			1	100%	1
EAST FL CORE LAB			1	100%	1
MOBILE MEDICAL CLINIC			1	100%	1
COVENANT HOSPITAL HOBBS D/B/A COVENANT		1			1
GARDENS AT MAPLEWOOD			1	100%	1
METROWEST MEDICAL CENTER - FRAMINGHAM			1	100%	1
Kroger 410 - The Little Clinic Trinity		1			1
Redwood Springs Healthcare			1	100%	1
WELLSTAR KENNESAW MEDICAL CENTER		1			1
NOVANT HEALTH GOHEALTH URGENT CARE			1	100%	1
TMH CANCER CENTER LABORATORY			1	100%	1
PRO-GENEX LABORATORIES			1	100%	1
ENCOMPASS HEALTH REHABILITATION HOSPITAL OF UTAH		1			1
CONWAY - SHERWOOD URGENT CARE			1	100%	1
ORMOND MEDICAL ARTS FAMILY PRACTICE PL			1	100%	1
NORTHSIDE HOSPITAL GWINNETT		1			1
ALWAYS BEST CARE HOME HEALTH AGENCY			1	100%	1
ST LUKES SURGICAL AT THE VILLAGES INC			1	100%	1
DISCOVER LABS		1			1
MEDSTOP PHARMACY			1	100%	1



# COVID-19: testing by laboratory

Data through May 24, 2021 verified as of May 25, 2021 at 09:25 AM

Data in this report are provisional and subject to change.

The numbers in the table below represent the number of Florida and non-Florida residents for whom test results were received by the Department of Health. A person can be tested by more than one laboratory and can have both positive and negative results. **Therefore, the sum of the numbers in each column will be larger than the total number of people tested.**

Reporting lab	Inconclusive	Negative	Positive	Percent positive	Total
LEXINGTON HOSPITAL CORPORATION			1	100%	1
WINTER PARK MEMORIAL HOSPITAL LABORATORY		1			1
FAMILY PHYSICIANS OF WINTER PARK, INC			1	100%	1
REVIVE			1	100%	1
SANDPIPER CLUSTER		1			1
SHANDSCAIR FLIGHT PROGRAM			1	100%	1
SOMA MEDICAL CENTER PA #2			1	100%	1
HIBISCUS COURT			1	100%	1
Chatsworth Health Care		1			1
CAREAGE PLASTIC SURGERY			1	100%	1
SHAH			1	100%	1
PENSACOLA PRIMARY CARE INC		1			1
Imperial Healthcare Centre			1	100%	1
Holly Hill Healthcare Center			1	100%	1
UNITED HOSPITAL CENTER LABORATORY			1	100%	1
LAKELAND REGIONAL HEALTH AUBURNDALE		1			1
COVID CLINIC, INC			1	100%	1
UT MD ANDERSON CANCER CENTER-TUMOR MARKER LAB			1	100%	1
ST JOHNS MEDICAL CENTER		1			1
AUBURNDALE DOCTOR TODAY			1	100%	1
KANA MEDICAL			1	100%	1
SMART CHOICE PRIMARY AND URGENT CARE			1	100%	1
PARK LANE NURSING HOME		1			1
MEMORIAL HOSPITAL MIRAMAR WAIVED TESTING			1	100%	1
FAIRFIELD MEDICAL CENTER			1	100%	1
MD NOW URGENT CARE			1	100%	1
GREATER MIAMI DIALYSIS			1	100%	1
Kroger - KRO03500568			1	100%	1
LAKELAND MEDICAL CENTER			1	100%	1
BRISTOL CHILDRENS CLINIC			1	100%	1
VOLUSIA MEDICAL CENTER			1	100%	1
CENTRAL FLORIDA HOSPITALIST			1	100%	1
ManorCare Health Services-Monroeville		1			1
SOUTHVIEW MEDICAL GROUP PC			1	100%	1
CENTRAL ALABAMA HEALTH CARE SYSTEM			1	100%	1
YAKIMA VALLEY FAMILY CLINIC			1	100%	1
THE GROVE HEALTH AND REHAB			1	100%	1
NORTHWESTERN MEDICINE DELNOR			1	100%	1
BEAUMONT URGENT CARE		1			1
WALGREENS WAYNE			1	100%	1
Birmingham Nursing and Rehabilitation East LLC		1			1
Sunnybrook Rehabilitation Center			1	100%	1
CAPITAL DISTRICT PSYCHIATRIC CENTER		1			1
FLORIDA HOSPITAL ORMOND BEACH			1	100%	1
CAREHERE HUDSON BAY			1	100%	1
ARIZA WELLNESS CARE LLC			1	100%	1
Mountain View Manor			1	100%	1

# COVID-19: testing by laboratory

Data through May 24, 2021 verified as of May 25, 2021 at 09:25 AM

Data in this report are provisional and subject to change.

The numbers in the table below represent the number of Florida and non-Florida residents for whom test results were received by the Department of Health. A person can be tested by more than one laboratory and can have both positive and negative results. **Therefore, the sum of the numbers in each column will be larger than the total number of people tested.**

Reporting lab	Inconclusive	Negative	Positive	Percent positive	Total
VELOCITY URGENT CARE - CHIMNEY HILL			1	100%	1
EMERUS BHS SA WESTOVER HILLS LLC			1	100%	1
PEACE HEALTH FAMILY MEDICINE AT 87TH AVE		1			1
HCR-ManorCare			1	100%	1
SOUTHWOOD NURSING & RETIREMENT CENTER		1			1
NYU LANGONE AMBULATORY CARE LAKE SUCCE		1			1
DOCTORS MEMORIAL HOSP HOME HEALTH CARE		1			1
COUNTY OF HAMILTON			1	100%	1
1ST MED DOTHAN			1	100%	1
FIDALAB			1	100%	1
BOZEMAN HEALTH BIG SKY MEDICAL CENTER			1	100%	1
FLAGLER CARE CENTER			1	100%	1
APEX HOME HEALTHCARE			1	100%	1
ST. MARY MEDICAL CENTER		1			1
Kroger 465 - The Little Clinic Oakley		1			1
Eden Meadows		1			1
AMERICAN MEDICAL RESPONSE - FARMER BRA		1			1
Ohman Family Living at Holly Assisted Living		1			1
YOUR HEALTH PEDIATRICS			1	100%	1
NATIONS TOBIN RECREATION CENTER			1	100%	1
TERRELL URGENT CARE			1	100%	1
FAMILY MEDICAL CENTER		1			1
SUREPOINT URGENT CARE PADRE ISLAND			1	100%	1
MISSOURI DEPARTMENT OF HEALTH AND SENIOR SERVICES - STATE PH LAB		1			1
XSTREMEMD			1	100%	1
LEE MEMORIAL HOSPITAL OUTPATIENT SURGERY CENTER			1	100%	1
SOUTHEASTERN INTEGRATED MEDICAL PL			1	100%	1
SUMMIT URGENT CARE - FAYETTEVILLE		1			1
INTERNAL MEDICINE EMILIA MURRAY MD PA		1			1
ANDERSON REGIONAL MEDICAL CENTER			1	100%	1
KID CARE PEDIATRICS PA			1	100%	1
UC SAN DIEGO CENTER FOR ADVANCED LABORATORY MEDICINE			1	100%	1
NFRC CLINICAL LAB			1	100%	1
MERITUS MEDICAL CENTER			1	100%	1
BRUNSWICK HEALTH AND REHABILITATION CE		1			1
HALIFAX HEALTH LAB			1	100%	1
Kroger 347 - The Little Clinic Tates Creek		1			1
ASSISTED LIVING AT TREZEVANT		1			1
DIVERSICARE OF BIG SPRINGS		1			1
MID FLORIDA COMMUNITY SERVICES			1	100%	1
WEST PENSACOLA DIALYSIS CENTER			1	100%	1
Princeton Place			1	100%	1
GALESBURG COTTAGE HOSPITAL LABORATORY			1	100%	1
SPEARE MEMORIAL HOSPITAL			1	100%	1
DOMINION DIAGNOSTICS			1	100%	1
Scepter Rehab and Health care		1			1
LAKESIDE MEDICAL CENTER		1			1

# COVID-19: testing by laboratory

Data through May 24, 2021 verified as of May 25, 2021 at 09:25 AM

Data in this report are provisional and subject to change.

The numbers in the table below represent the number of Florida and non-Florida residents for whom test results were received by the Department of Health. A person can be tested by more than one laboratory and can have both positive and negative results. **Therefore, the sum of the numbers in each column will be larger than the total number of people tested.**

Reporting lab	Inconclusive	Negative	Positive	Percent positive	Total
CARENOW URGENT CARE - ANTIOCH		1			1
LEHIGH PULMONARY ASSOCIATES			1	100%	1
WALGREENS_CHICAGO		1			1
GRAND LIVING			1	100%	1
Springdale Village		1			1
UW MEDICINE CHU LAB			1	100%	1
DODGE COUNTY HOSPITAL LABORATORY		1			1
INTEGRITY SPINE AND ORTHOPEDICS LLC			1	100%	1
LAKEWOOD RANCH MEDICAL GROUP LLC			1	100%	1
Kroger 532 - The Little Clinic Murfreesboro		1			1
FLORIDA MEDICAL CLINIC, PA		1			1
Garden Villa Bedford		1			1
COSTCO PHARMACY #1023			1	100%	1
BETTERMED URGENT CARE-SHORT PUMP		1			1
NCH HEALTHCARE CREEKSIDE ENDOSCOPY			1	100%	1
DR BAWA AND ASSOCIATES			1	100%	1
Country View of Sunbury			1	100%	1
UFHEALTH			1	100%	1
YOUR HEALTH PEDIATRICS INC			1	100%	1
LOWER KEYS COMMUNITY HEALTH CENTER			1	100%	1
ONPOINT URGENT CARE			1	100%	1
Lakeview Care Center			1	100%	1
Brynwood Health & Rehabilitation Center			1	100%	1
CYPRESS CREEK OUTPATIENT SURGICAL CTR, LLC			1	100%	1
Bridgeway Care and Rehabilitation Center		1			1
Towne Manor East		1			1
TANGLEWOOD MANOR		1			1
MOUNT SINAI COMPREHENSIVE CANCER CENTER			1	100%	1
STANLY REGIONAL MEDICAL CENTER			1	100%	1
FLORIDA STATE UNIVERSITY HEALTH SERVICES			1	100%	1
CENTRAL TX MEDICAL CENTER - LAB			1	100%	1
AUGUSTA UNIVERSITY MEDICAL CENTER			1	100%	1
Encompass Health Rehab Hosp Harmarville		1			1
WALGREENS #09657		1			1
Kroger 670 - The Little Clinic Dawson Forest Rd & Hwy 19		1			1
PINEVILLE PHARMACY			1	100%	1
RAAZI CLINICAL LABORATORY LLC			1	100%	1
Cameron VA Clinic			1	100%	1
JACKSBORO URGENT CARE			1	100%	1
Excel Care Center			1	100%	1
Medilodge of Mt. Pleasant		1			1
SENTARA AMBULATORY CARE CLINIC			1	100%	1
PREMIER FAMILY AND SPORTS MEDICINE LLC			1	100%	1
UT HEALTH RGV CLINICAL LABORATORY			1	100%	1
The Carrington		1			1
LAKE REGIONAL HEALTH			1	100%	1
Lakeland Nursing and Rehabilitation Center LLC		1			1

# COVID-19: testing by laboratory

Data through May 24, 2021 verified as of May 25, 2021 at 09:25 AM

Data in this report are provisional and subject to change.

The numbers in the table below represent the number of Florida and non-Florida residents for whom test results were received by the Department of Health. A person can be tested by more than one laboratory and can have both positive and negative results. **Therefore, the sum of the numbers in each column will be larger than the total number of people tested.**

Reporting lab	Inconclusive	Negative	Positive	Percent positive	Total
Willow Ridge Center		1			1
PRIMEX CLINICAL LABORATORIES INC			1	100%	1
TRUECARE24			1	100%	1
MEDPOST URGENT CARE - CIBOLO			1	100%	1
PRINCIPLE DIAGNOSTICS LLC			1	100%	1
JAMES A HENRY MD LLC			1	100%	1
LAKE MARY OPTUM FLORIDA			1	100%	1
<b>Total</b>	<b>109,220</b>	<b>20,847,302</b>	<b>2,997,340</b>	<b>13%</b>	<b>23,953,862</b>