COVID-19: summary of cases and monitoring

Data through May 25, 2021 verified as of May 26, 2021 at 09:25 AM

Data in this report are provisional and subject to change.

Cases: people with positive PCR or antigen test result	
Total cases	2,316,142
Florida residents	2,272,898
Non-Florida residents	43,244
Type of testing	
Florida residents	2,272,898
Positive by BPHL/CDC	83,006
Positive by commercial/hospital lab	2,189,892
PCR positive	1,808,896
Antigen positive	464,002
Non-Florida residents	43,244
Positive by BPHL/CDC	1,033
Positive by commercial/hospital lab	42,211
PCR positive	29,460
Antigen positive	13,784
Characteristics	
Florida residents hospitalized	94,550
Florida resident deaths	36,647
Non-Florida resident deaths	735

Hospitalized counts include anyone who was hospitalized at some point during their illness. It does not reflect the number of people currently hospitalized.

More information on deaths identified through death certificate data is available on the National Center for Health Statistics website at www.cdc.gov/nchs/nvss/vsrr/COVID19/index.htm.

Cases: people with positive PCR or antigen test result	
Risk factors for Florida residents	
Traveled	18,322
Contact with a known case	913,938
Traveled and contact with a known case	24,743
Neither	1,315,895
No travel and no contact	277,597
Travel is unknown	733,766
Contact is unknown	506,846
Contact is pending	461,496

Travel can be unknown and contact can be unknown or pending for the same case, these numbers will sum to more than the "neither" total.

COVID-19: summary of laboratory testing

Data through May 25, 2021 verified as of May 26, 2021 at 09:25 AM

Data in this report are provisional and subject to change.

Cases in Florida residents per day for the past 2 weeks

Number of cases per day

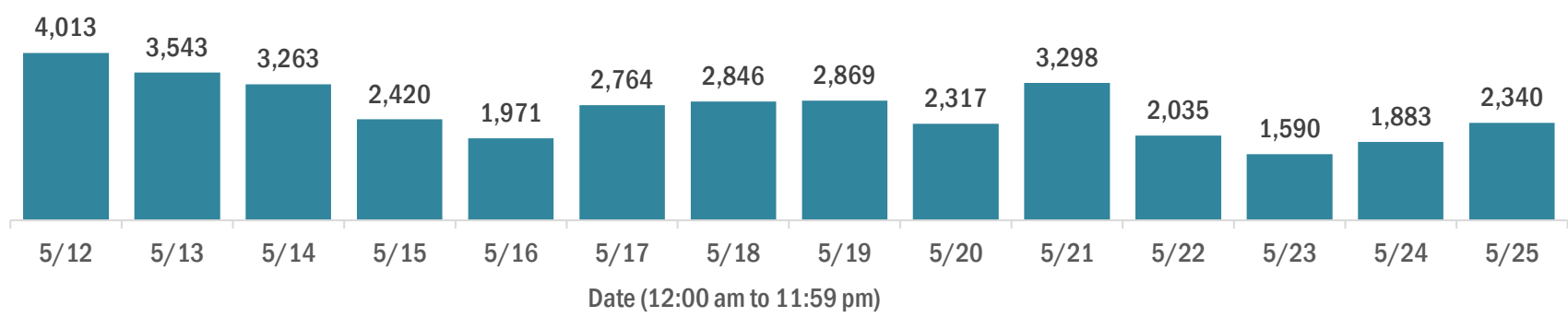

Median age of cases by day

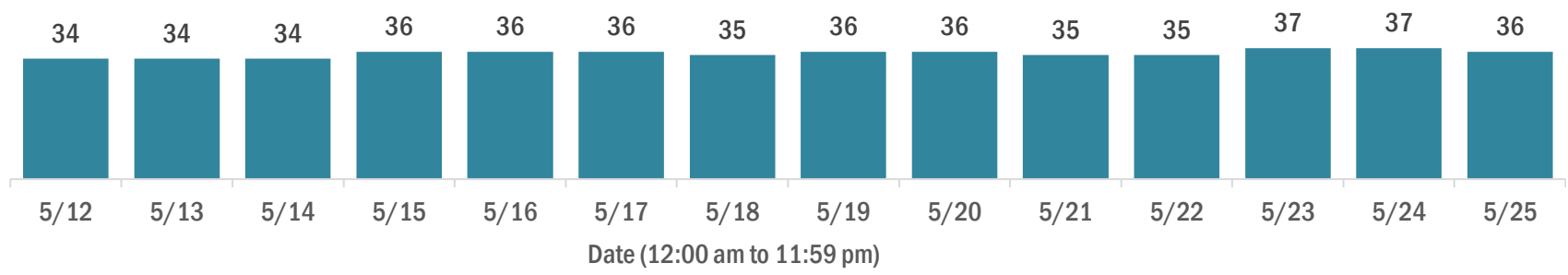

Laboratory testing for Florida residents over the past 2 weeks

Number of Florida residents tested per day

These counts include the number of people for whom the Department received PCR or antigen laboratory results by day. People tested on multiple days will be included for each day a new result was received. A person is only counted once for each day they are tested, regardless of whether multiple specimens are tested or multiple results are received.

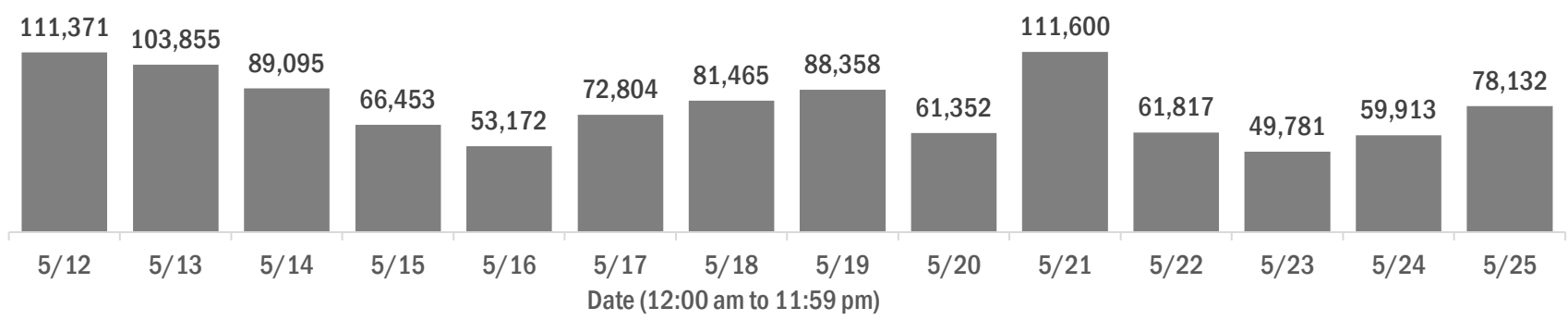

Number and percent of Florida residents with positive test results

The percent of positive results ranged from 4.54% to 6.30% over the past 2 weeks and was 4.54% yesterday.

These counts include the number of people for whom the Department received PCR or antigen laboratory results by day. People tested on multiple days will be included for each day a new result was received. A person is only counted once for each day they are tested, regardless of whether multiple specimens are tested or multiple results are received. If a person has a positive specimen and a negative specimen in the same day, only the positive result is counted.

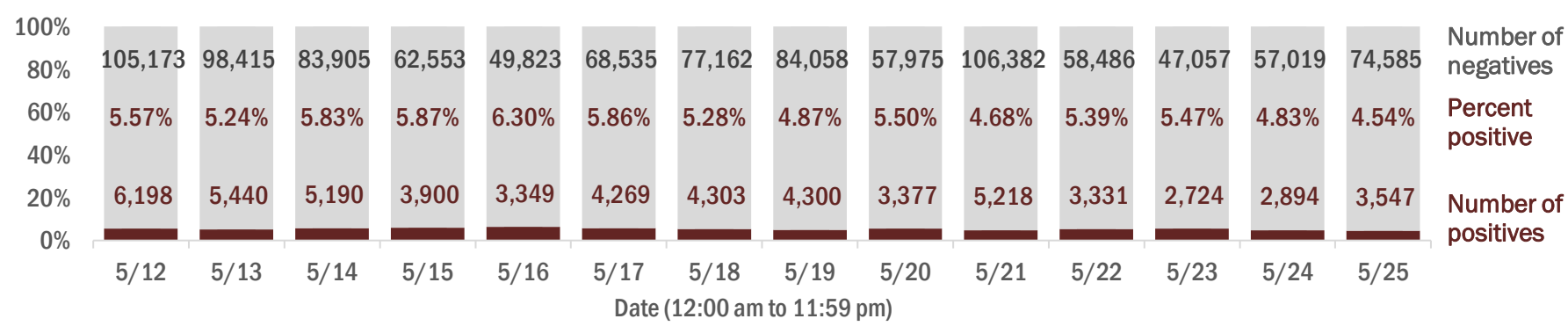

Percent positivity for new cases in Florida residents

The percent of positive results ranged from 3.51% to 4.54% over the past 2 weeks and was 3.54% yesterday.

This percent is the number of people who test PCR- or antigen-positive for the first time divided by all the people tested that day, excluding people who have previously tested positive.

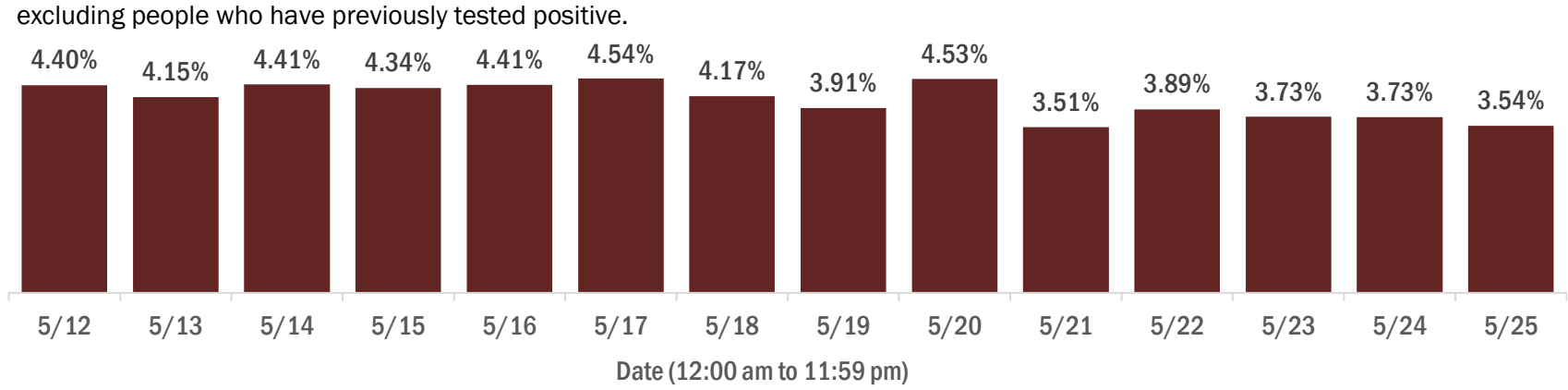

COVID-19: characteristics of 2,272,898 Florida resident cases

Data through May 25, 2021 verified as of May 26, 2021 at 09:25 AM

Data in this report are provisional and subject to change.

Age group	Cases		Hospitalizations		Deaths	
0-4 years	49,219	2%	655	1%	2	0%
5-14 years	153,904	7%	657	1%	5	0%
15-24 years	355,611	16%	2,430	3%	53	0%
25-34 years	399,903	18%	4,774	5%	221	1%
35-44 years	355,657	16%	7,086	7%	601	2%
45-54 years	344,380	15%	10,947	12%	1,499	4%
55-64 years	293,743	13%	16,394	17%	4,129	11%
65-74 years	176,998	8%	19,548	21%	7,856	21%
75-84 years	96,858	4%	19,294	20%	11,046	30%
85+ years	44,943	2%	12,756	13%	11,235	31%
Unknown	1,682	0%	9	0%	0	0%
Total	**2,272,898**		**94,550**		**36,647**	

Gender	Cases	
Female	1,188,949	52%
Male	1,063,493	47%
Unknown	20,456	1%
Total	**2,272,898**	

Ethnicity	Cases		Hospitalizations		Deaths	
Hispanic	742,606	33%	24,029	25%	8,626	24%
Non-Hispanic	1,122,022	49%	66,330	70%	25,767	70%
Unknown	408,270	18%	4,191	4%	2,254	6%
Total	**2,272,898**		**94,550**		**36,647**	

Race and ethnicity	Cases		Hospitalizations		Deaths	
White	1,301,662	57%	62,102	66%	26,787	73%
Hispanic	494,177	22%	17,167	18%	6,876	19%
Non-Hispanic	716,046	32%	43,177	46%	18,768	51%
Unknown	91,439	4%	1,758	2%	1,143	3%
Black	303,608	13%	19,677	21%	5,930	16%
Hispanic	18,169	1%	853	1%	242	1%
Non-Hispanic	262,965	12%	18,447	20%	5,509	15%
Unknown	22,474	1%	377	0%	179	0%
Other race	357,508	16%	10,417	11%	2,931	8%
Hispanic	180,092	8%	5,497	6%	1,319	4%
Non-Hispanic	123,723	5%	4,442	5%	1,384	4%
Unknown	53,693	2%	478	1%	228	1%
Unknown race	310,120	14%	2,354	2%	999	3%
Hispanic	50,168	2%	512	1%	189	1%
Non-Hispanic	19,288	1%	264	0%	106	0%
Unknown	240,664	11%	1,578	2%	704	2%
Total	**2,272,898**		**94,550**		**36,647**	

Hospitalization counts include anyone who was hospitalized at some point during their illness. It does not reflect the number of people currently hospitalized. **Other race** includes any person with a race of American Indian/Alaskan native, Asian, native Hawaiian/Pacific Islander, or other.

COVID-19: deaths in Florida residents and staff of long-term care facilities

Data through May 25, 2021 verified as of May 26, 2021 at 09:25 AM

Data in this report are provisional and subject to change.

For current cases in residents or staff of long-term care facilities, please visit: https://floridahealthcovid19.gov/

County	Deaths	
Palm Beach	1087	9%
Dade	1028	9%
Pinellas	912	8%
Broward	718	6%
Hillsborough	599	5%
Duval	458	4%
Polk	438	4%
Brevard	421	4%
Orange	411	4%
Sarasota	403	4%
Lee	351	3%
Marion	334	3%
Volusia	304	3%
Escambia	287	2%
St. Lucie	248	2%
Seminole	238	2%
Lake	230	2%
Pasco	228	2%
Collier	198	2%
Manatee	195	2%
Citrus	177	2%
Martin	173	2%

County	Deaths	
Okaloosa	167	1%
Hernando	164	1%
Osceola	143	1%
Charlotte	139	1%
Indian River	126	1%
Clay	123	1%
Leon	101	1%
Highlands	98	1%
Bay	94	1%
Jackson	89	1%
St. Johns	89	1%
Alachua	83	1%
Santa Rosa	82	1%
Suwannee	60	1%
Columbia	52	0%
Putnam	45	0%
Sumter	45	0%
Nassau	34	0%
Walton	30	0%
Hendry	29	0%
Okeechobee	24	0%
Gilchrist	21	0%

County	Deaths	
Madison	20	0%
Calhoun	19	0%
Flagler	17	0%
Gulf	17	0%
Wakulla	16	0%
Bradford	14	0%
Washington	13	0%
Baker	12	0%
Holmes	12	0%
Jefferson	12	0%
Gadsden	10	0%
Lafayette	10	0%
Franklin	9	0%
Levy	7	0%
Desoto	6	0%
Dixie	5	0%
Monroe	5	0%
Taylor	3	0%
Hardee	2	0%
Hamilton	1	0%
Liberty	1	0%
Total	11,487	

Note: cases are summarized by the county of usual residence. Residents and staff may be cases associated with facilities that are not in their county of usual residence, resulting in cases being included below for counties that do not have facilities with known cases.

COVID-19: cases in Florida residents who have died

Data through May 25, 2021 verified as of May 26, 2021 at 09:25 AM

Data in this report are provisional and subject to change.

Demographics for all identified COVID-19 deaths: 36,647

Deaths by date of death for the past 2 weeks

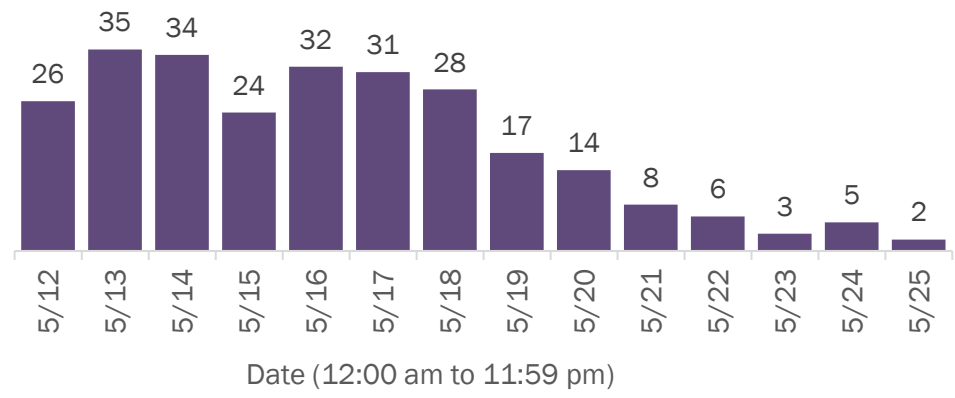

Deaths by age group

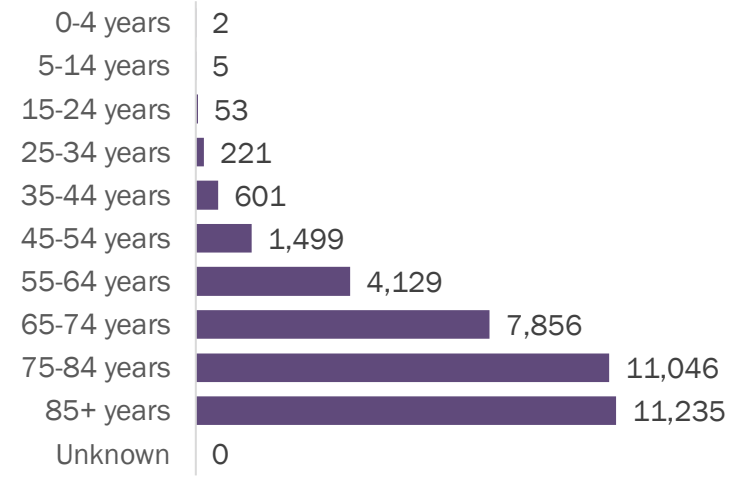

Deaths by date of death since March 2020

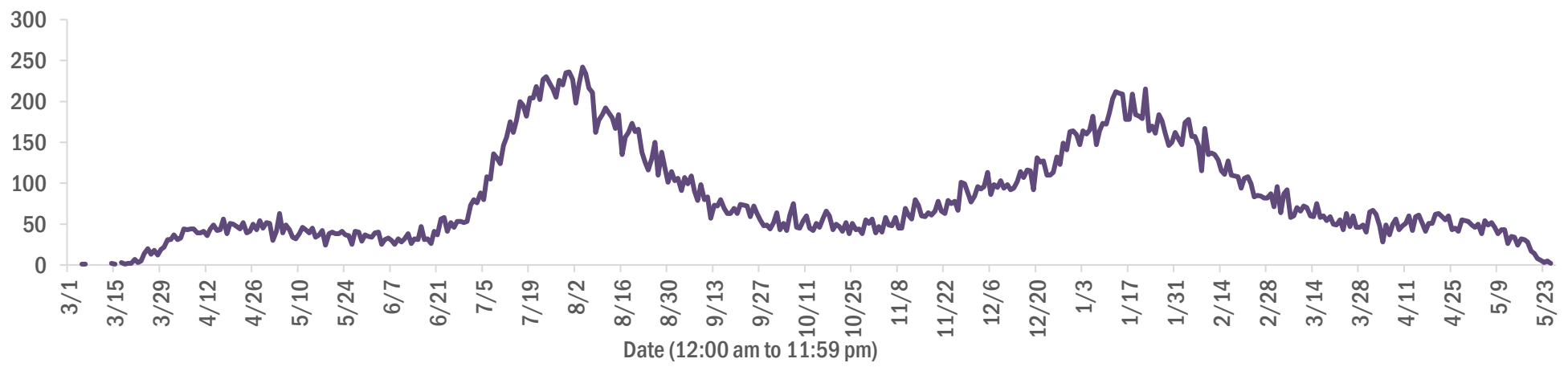

Age group	Deaths	Cases	Case fatality rate	Mortality rate per 100,000 population
0-4 years	2	49,219	0.0%	0.2
5-14 years	5	153,904	0.0%	0.2
15-24 years	53	355,611	0.0%	2.1
25-34 years	221	399,903	0.1%	7.8
35-44 years	601	355,657	0.2%	23.0
45-54 years	1,499	344,380	0.4%	53.8
55-64 years	4,129	293,743	1.4%	142.8
65-74 years	7,856	176,998	4.4%	323.7
75-84 years	11,046	96,858	11.4%	786.6
85+ years	11,235	44,943	25.0%	1945.3
Unknown	0	1,682	0.0%	
Total	**36,647**	**2,272,898**	**1.6%**	**169.7**

Race	Deaths	Cases	Case fatality rate	Mortality rate per 100,000 population
White	26,787	1,301,662	2.1%	160.4
Black	5,930	303,608	2.0%	162.1
Other	2,931	357,508	0.8%	235.5
Unknown	999	310,120	0.3%	
Total	**36,647**	**2,272,898**	**1.6%**	**169.7**

Gender	Deaths	Cases	Case fatality rate	Mortality rate per 100,000 population
Female	16,105	1,188,949	1.4%	145.9
Male	20,542	1,063,493	1.9%	194.6
Unknown	0	20,456	0.0%	
Total	**36,647**	**2,272,898**	**1.6%**	**169.7**

Ethnicity	Deaths	Cases	Case fatality rate	Mortality rate per 100,000 population
Hispanic	8,626	742,606	1.2%	151.9
Non-Hispanic	25,767	1,122,022	2.3%	161.8
Unknown	2,254	408,270	0.6%	
Total	**36,647**	**2,272,898**	**1.6%**	**169.7**

COVID-19: characteristics of 2,272,898 cases

Data through May 25, 2021 verified as of May 26, 2021 at 09:25 AM

Data in this report are provisional and subject to change.

Tables below include cases in Florida residents and non-Florida residents.

All 67 Florida counties have cases:

County	FL resident cases		Non-FL resident cases	Total cases	FL resident deaths	FL death rate
Dade	492,717	22%	6,795	499,512	6,401	1.3%
Broward	241,161	11%	2,969	244,130	3,064	1.3%
Palm Beach	145,340	6%	2,664	148,004	2,866	2.0%
Hillsborough	141,051	6%	1,208	142,259	1,816	1.3%
Orange	139,929	6%	2,288	142,217	1,300	0.9%
Duval	98,673	4%	1,630	100,303	1,478	1.5%
Pinellas	79,165	3%	2,010	81,175	1,661	2.1%
Lee	70,948	3%	2,330	73,278	1,004	1.4%
Polk	70,228	3%	496	70,724	1,373	2.0%
Osceola	45,108	2%	813	45,921	523	1.2%
Volusia	43,854	2%	775	44,629	834	1.9%
Brevard	42,025	2%	742	42,767	894	2.1%
Pasco	42,287	2%	358	42,645	778	1.8%
Manatee	38,825	2%	886	39,711	688	1.8%
Collier	35,502	2%	1,436	36,938	543	1.5%
Escambia	32,860	1%	3,697	36,557	700	2.1%
Seminole	34,876	2%	264	35,140	510	1.5%
Sarasota	31,959	1%	1,592	33,551	835	2.6%
Leon	31,791	1%	946	32,737	328	1.0%
Marion	31,645	1%	170	31,815	980	3.1%
Lake	30,330	1%	563	30,893	660	2.2%
St. Lucie	27,082	1%	201	27,283	651	2.4%
Alachua	25,061	1%	316	25,377	283	1.1%
St. Johns	22,872	1%	312	23,184	221	1.0%
Okaloosa	20,605	1%	236	20,841	366	1.8%
Bay	19,710	1%	826	20,536	393	2.0%
Clay	19,120	1%	53	19,173	345	1.8%
Santa Rosa	18,233	1%	260	18,493	291	1.6%
Hernando	14,373	1%	114	14,487	481	3.3%
Charlotte	13,104	1%	217	13,321	437	3.3%
Indian River	12,683	1%	110	12,793	305	2.4%
Martin	12,410	1%	242	12,652	330	2.7%
Citrus	11,237	0%	99	11,336	461	4.1%
Sumter	9,356	0%	111	9,467	280	3.0%
Highlands	8,652	0%	97	8,749	365	4.2%

County	FL resident cases		Non-FL resident cases	Total cases	FL resident deaths	FL death rate
Nassau	8,135	0%	452	8,587	126	1.5%
Columbia	8,192	0%	46	8,238	169	2.1%
Walton	7,006	0%	888	7,894	88	1.3%
Flagler	7,357	0%	102	7,459	112	1.5%
Monroe	6,674	0%	409	7,083	50	0.7%
Putnam	6,650	0%	24	6,674	156	2.3%
Jackson	6,217	0%	73	6,290	158	2.5%
Gadsden	5,742	0%	17	5,759	99	1.7%
Suwannee	5,351	0%	29	5,380	138	2.6%
Hendry	4,824	0%	17	4,841	85	1.8%
Desoto	4,391	0%	28	4,419	96	2.2%
Okeechobee	4,100	0%	54	4,154	89	2.2%
Levy	3,530	0%	9	3,539	55	1.6%
Baker	3,516	0%	19	3,535	62	1.8%
Wakulla	3,499	0%	14	3,513	56	1.6%
Hardee	3,238	0%	15	3,253	45	1.4%
Unknown	56	0%	2,993	3,049	0	0.0%
Bradford	3,031	0%	13	3,044	57	1.9%
Taylor	2,744	0%	5	2,749	48	1.7%
Washington	2,727	0%	21	2,748	52	1.9%
Holmes	2,245	0%	33	2,278	49	2.2%
Madison	2,057	0%	28	2,085	45	2.2%
Gulf	1,952	0%	25	1,977	45	2.3%
Union	1,839	0%	1	1,840	74	4.0%
Calhoun	1,701	0%	3	1,704	46	2.7%
Hamilton	1,620	0%	20	1,640	25	1.5%
Gilchrist	1,628	0%	5	1,633	44	2.7%
Dixie	1,620	0%	4	1,624	24	1.5%
Lafayette	1,623	0%	0	1,623	26	1.6%
Jefferson	1,493	0%	26	1,519	28	1.9%
Franklin	1,317	0%	40	1,357	20	1.5%
Liberty	1,081	0%	1	1,082	16	1.5%
Glades	970	0%	4	974	19	2.0%
Total	**2,272,898**		**43,244**	**2,316,142**	**36,647**	**1.6%**

COVID-19: characteristics of 2,272,898 Florida resident cases

Data through May 25, 2021 verified as of May 26, 2021 at 09:25 AM

Data in this report are provisional and subject to change.

The table below includes the cities and counties of residence for cases in Florida residents based on the patient's ZIP Code.
Note that city is not always received as part of the initial notification and may be missing while the case is being investigated.

City and county	Cases
Miami, Dade	285,960
Orlando, Orange	104,067
Jacksonville, Duval	92,807
Tampa, Hillsborough	81,840
Hialeah, Dade	68,849
Fort Lauderdale, Broward	50,945
Hollywood, Broward	45,623
West Palm Beach, Palm Beach	35,573
Kissimmee, Osceola	34,640
Tallahassee, Leon	30,711
Homestead, Dade	30,385
Naples, Collier	29,954
Saint Petersburg, Pinellas	28,757
Pensacola, Escambia	27,414
Fort Myers, Lee	27,124
Bradenton, Manatee	25,276
Boca Raton, Palm Beach	24,682
Lakeland, Polk	24,294
Ocala, Marion	23,218
Pompano Beach, Broward	22,643
Gainesville, Alachua	19,869
Sarasota, Sarasota	19,651
Cape Coral, Lee	18,561
Port Saint Lucie, St. Lucie	18,084
Lake Worth, Palm Beach	17,498
Miami Beach, Dade	16,345
Miramar, Broward	15,761
Clearwater, Pinellas	15,629
Coral Springs, Broward	14,413
Boynton Beach, Palm Beach	14,126
Doral, Dade	13,978
Miami Gardens, Dade	13,329
Panama City, Bay	12,502
Saint Augustine, St. Johns	12,228
Melbourne, Brevard	11,890
Lehigh Acres, Lee	11,772
Winter Haven, Polk	11,746
Riverview, Hillsborough	10,980
Davie, Broward	10,813
Delray Beach, Palm Beach	10,784
Palm Bay, Brevard	10,006
Vero Beach, Indian River	9,783
New Port Richey, Pasco	9,735
Sunrise, Broward	9,477
Saint Cloud, Osceola	9,072
Milton, Santa Rosa	8,832
Fort Pierce, St. Lucie	8,817
Spring Hill, Hernando	8,661
Daytona Beach, Volusia	8,638
Largo, Pinellas	8,622
Apopka, Orange	8,616
Coral Gables, Dade	8,566
Plantation, Broward	8,485
North Miami Beach, Dade	8,405
Davenport, Polk	8,344
Clermont, Lake	8,291
Brandon, Hillsborough	8,226
Deltona, Volusia	7,901
Sanford, Seminole	7,875

COVID-19: characteristics of 2,272,898 Florida resident cases

Data through May 25, 2021 verified as of May 26, 2021 at 09:25 AM

Data in this report are provisional and subject to change.

The table below includes the cities and counties of residence for cases in Florida residents based on the patient's ZIP Code.
Note that city is not always received as part of the initial notification and may be missing while the case is being investigated.

City and county	Cases
Orange Park, Clay	7,754
Plant City, Hillsborough	7,680
Jupiter, Palm Beach	7,537
Weston, Broward	7,467
Lake City, Columbia	7,434
Deerfield Beach, Broward	7,025
Winter Garden, Orange	6,775
Tamarac, Broward	6,500
Port Charlotte, Charlotte	6,435
Wesley Chapel, Pasco	6,253
Palm Coast, Flagler	6,193
Coconut Creek, Broward	6,125
Margate, Broward	5,996
Stuart, Martin	5,908
Land O Lakes, Pasco	5,896
Deland, Volusia	5,869
Palm Beach Gardens, Palm Beach	5,786
Fort Walton Beach, Okaloosa	5,693
Wellington, Palm Beach	5,653
Oviedo, Seminole	5,601
Palm Harbor, Pinellas	5,593
Winter Park, Orange	5,574
Palmetto, Manatee	5,570
Crestview, Okaloosa	5,473
Altamonte Springs, Seminole	5,275
Lutz, Hillsborough	5,268
Port Orange, Volusia	5,062
Valrico, Hillsborough	5,049
Opa Locka, Dade	4,991
North Port, Sarasota	4,950
Haines City, Polk	4,942
Brooksville, Hernando	4,892
Middleburg, Clay	4,819
Venice, Sarasota	4,802
Pembroke Pines, Broward	4,801
Miami Lakes, Dade	4,797
Hallandale, Broward	4,783
Punta Gorda, Charlotte	4,699
Sebring, Highlands	4,643
Leesburg, Lake	4,594
Ocoee, Orange	4,538
Zephyrhills, Pasco	4,412
Saint Johns, St. Johns	4,342
Ormond Beach, Volusia	4,316
Seminole, Pinellas	4,307
The Villages, Sumter	4,288
Arcadia, Desoto	4,276
Bonita Springs, Lee	4,246
Pinellas Park, Pinellas	4,158
Live Oak, Suwannee	4,134
Okeechobee, Okeechobee	4,086
North Lauderdale, Broward	4,059
Longwood, Seminole	4,039
Ruskin, Hillsborough	4,017
North Miami, Dade	4,016
Immokalee, Collier	3,957
Cocoa, Brevard	3,936
Windermere, Orange	3,904
Navarre, Santa Rosa	3,804

COVID-19: characteristics of 2,272,898 Florida resident cases

Data through May 25, 2021 verified as of May 26, 2021 at 09:25 AM

Data in this report are provisional and subject to change.

The table below includes the cities and counties of residence for cases in Florida residents based on the patient's ZIP Code.
Note that city is not always received as part of the initial notification and may be missing while the case is being investigated.

City and county	Cases
Casselberry, Seminole	3,725
Port Richey, Pasco	3,539
Hudson, Pasco	3,523
Titusville, Brevard	3,489
Niceville, Okaloosa	3,412
Gulf Breeze, Santa Rosa	3,391
Lake Worth Beach, Palm Beach	3,390
North Fort Myers, Lee	3,340
Dade City, Pasco	3,330
Winter Springs, Seminole	3,296
Key West, Monroe	3,292
Cantonment, Escambia	3,290
Panama City Beach, Bay	3,267
Oakland Park, Broward	3,220
Bartow, Polk	3,209
Jacksonville Beach, Duval	3,199
Lake Mary, Seminole	3,194
Aventura, Dade	3,186
Kissimmee, Polk	3,156
Crawfordville, Wakulla	3,143
Auburndale, Polk	3,098
New Smyrna Beach, Volusia	3,093
Palatka, Putnam	3,061
Quincy, Gadsden	3,049
Lake Wales, Polk	3,047
Merritt Island, Brevard	2,952
Green Cove Springs, Clay	2,919
Tarpon Springs, Pinellas	2,908
Fernandina Beach, Nassau	2,871
Ponte Vedra Beach, St. Johns	2,849
Parkland, Broward	2,808
Cutler Ridge, Dade	2,757
Loxahatchee, Palm Beach	2,706
Inverness, Citrus	2,704
Eustis, Lake	2,683
Wimauma, Hillsborough	2,672
Holiday, Pasco	2,619
Cooper City, Broward	2,608
Estero, Lee	2,598
Belle Glade, Palm Beach	2,588
Perry, Taylor	2,574
Lynn Haven, Bay	2,561
Royal Palm Beach, Palm Beach	2,556
Dunedin, Pinellas	2,544
Clewiston, Hendry	2,493
Marianna, Jackson	2,487
Fleming Island, Clay	2,483
Sarasota, Manatee	2,455
Key Biscayne, Dade	2,448
Santa Rosa Beach, Walton	2,446
Parrish, Manatee	2,416
Rockledge, Brevard	2,402
Riviera Beach, Palm Beach	2,356
Odessa, Hillsborough	2,346
Seffner, Hillsborough	2,328
Palm City, Martin	2,232
Avon Park, Highlands	2,229
Mulberry, Polk	2,224
Defuniak Springs, Walton	2,216

COVID-19: characteristics of 2,272,898 Florida resident cases

Data through May 25, 2021 verified as of May 26, 2021 at 09:25 AM

Data in this report are provisional and subject to change.

The table below includes the cities and counties of residence for cases in Florida residents based on the patient's ZIP Code.
Note that city is not always received as part of the initial notification and may be missing while the case is being investigated.

City and county	Cases
Mount Dora, Lake	2,210
Labelle, Hendry	2,167
Groveland, Lake	2,141
Destin, Okaloosa	2,128
Chipley, Washington	2,114
Tavares, Lake	2,102
Orange City, Volusia	2,069
Lithia, Hillsborough	2,056
Starke, Bradford	2,051
Pinecrest, Dade	1,995
Summerfield, Marion	1,962
Yulee, Nassau	1,959
Maitland, Orange	1,956
Wauchula, Hardee	1,917
Palmetto Bay, Dade	1,854
Sebastian, Indian River	1,820
Dania, Broward	1,786
Homosassa, Citrus	1,775
Lady Lake, Lake	1,774
Callahan, Nassau	1,767
Macclenny, Baker	1,729
Ponte Vedra, St. Johns	1,723
Gibsonton, Hillsborough	1,688
Edgewater, Volusia	1,671
Crystal River, Citrus	1,667
Carol City, Dade	1,665
Dover, Hillsborough	1,641
Oldsmar, Pinellas	1,640
Lake Placid, Highlands	1,630
Apollo Beach, Hillsborough	1,612
Missing, Dade	1,605
Bonifay, Holmes	1,605
Hobe Sound, Martin	1,599
Debary, Volusia	1,597
Mayo, Lafayette	1,590
Coconut Grove, Dade	1,581
Florida City, Dade	1,572
Palm Springs, Palm Beach	1,536
Pace, Santa Rosa	1,519
Sun City Center, Hillsborough	1,507
Dunnellon, Marion	1,491
Crossings, Dade	1,491
Atlantic Beach, Duval	1,456
Lake Butler, Union	1,428
Lantana, Palm Beach	1,419
Belleview, Marion	1,396
Alachua, Alachua	1,388
North Palm Beach, Palm Beach	1,371
Monticello, Jefferson	1,365
Madison, Madison	1,355
Biscayne Park, Dade	1,354
Williston, Levy	1,316
Safety Harbor, Pinellas	1,295
Ellenton, Manatee	1,294
Indiantown, Martin	1,294
South Miami, Dade	1,279
Graceville, Jackson	1,255
Jensen Beach, Martin	1,248
Lauderhill, Broward	1,244

COVID-19: characteristics of 2,272,898 Florida resident cases

Data through May 25, 2021 verified as of May 26, 2021 at 09:25 AM

Data in this report are provisional and subject to change.

The table below includes the cities and counties of residence for cases in Florida residents based on the patient's ZIP Code.
Note that city is not always received as part of the initial notification and may be missing while the case is being investigated.

City and county	Cases
Satellite Beach, Brevard	1,235
Newberry, Alachua	1,223
Lecanto, Citrus	1,218
Century, Escambia	1,185
Beverly Hills, Citrus	1,179
Englewood, Charlotte	1,168
Havana, Gadsden	1,154
Hilliard, Nassau	1,142
El Portal, Dade	1,119
Freeport, Walton	1,119
Trenton, Gilchrist	1,117
Wilton Manors, Broward	1,112
Wildwood, Sumter	1,111
Nokomis, Sarasota	1,110
Keystone Heights, Clay	1,085
Key Largo, Monroe	1,073
Bushnell, Sumter	1,059
Blountstown, Calhoun	1,059
Frostproof, Polk	1,053
Jasper, Hamilton	1,050
Lauderdale Lakes, Broward	1,037
Medley, Dade	1,027
Polk City, Polk	1,015
Hernando, Citrus	1,015
Wewahitchka, Gulf	1,007
Mary Esther, Okaloosa	998
Dunnellon, Citrus	985
Minneola, Lake	969
Sanderson, Baker	963
Fellsmere, Indian River	962
Spring Hill, Pasco	954
Shalimar, Okaloosa	933
Marco Island, Collier	932
Fisher Island, Dade	924
Everglades National Park, Dade	911
Port Saint Joe, Gulf	911
Moore Haven, Glades	904
Thonotosassa, Hillsborough	900
Trinity, Pasco	897
Sorrento, Lake	895
Chiefland, Levy	891
Cocoa Beach, Brevard	890
High Springs, Alachua	884
Fruitland Park, Lake	882
Pahokee, Palm Beach	880
Fort Meade, Polk	873
Coleman, Sumter	852
Englewood, Sarasota	850
South Bay, Palm Beach	844
Indialantic, Brevard	837
Bristol, Liberty	836
Cross City, Dixie	828
Glen Saint Mary, Baker	819
Southwest Ranches, Broward	816
Crescent City, Putnam	812
Umatilla, Lake	808
Marathon, Monroe	802
West Melbourne, Brevard	786
Interlachen, Putnam	769

COVID-19: characteristics of 2,272,898 Florida resident cases

Data through May 25, 2021 verified as of May 26, 2021 at 09:25 AM

Data in this report are provisional and subject to change.

The table below includes the cities and counties of residence for cases in Florida residents based on the patient's ZIP Code.
Note that city is not always received as part of the initial notification and may be missing while the case is being investigated.

City and county	Cases
Miramar Beach, Walton	766
Lake Alfred, Polk	766
Fort Myers Beach, Lee	752
Weeki Wachee, Hernando	740
Chattahoochee, Gadsden	739
Old Town, Dixie	732
Bowling Green, Hardee	726
Jacksonville, St. Johns	712
Silver Springs, Marion	705
Olympia Heights, Dade	704
Uleta, Dade	701
South Daytona, Volusia	696
Lawtey, Bradford	686
Fort White, Columbia	686
Neptune Beach, Duval	683
Coral, Dade	679
Belle Isle, Orange	662
Surfside, Dade	661
Mascotte, Lake	660
Palm Beach, Palm Beach	653
Gulfport, Pinellas	638
Bronson, Levy	635
Baker, Okaloosa	628
Bunnell, Flagler	628
Clearwater Beach, Pinellas	617
Rotunda West, Charlotte	595
Mims, Brevard	578
Sneads, Jackson	578
Myakka City, Manatee	572
Hawthorne, Alachua	569
Alva, Lee	562
Jay, Santa Rosa	561
Dundee, Polk	552
Oxford, Sumter	550
Carrabelle, Franklin	542
Cape Canaveral, Brevard	541
Missing, Volusia	539
Zolfo Springs, Hardee	536
Oakland, Orange	534
Citra, Marion	529
Tavernier, Monroe	528
Ocklawaha, Marion	528
Florida State University, Leon	524
Indian Harbour Beach, Brevard	521
Melbourne Beach, Brevard	520
Bal Harbour, Dade	515
Sweetwater, Dade	512
Cottondale, Jackson	511
Flagler Beach, Flagler	505
Webster, Sumter	500
Celebration, Osceola	499
Molino, Escambia	497
Youngstown, Bay	494
Midway, Gadsden	492
East Palatka, Putnam	478
Bell, Gilchrist	468
Altha, Calhoun	455
Eagle Lake, Polk	452
De Leon Springs, Volusia	450

COVID-19: characteristics of 2,272,898 Florida resident cases

Data through May 25, 2021 verified as of May 26, 2021 at 09:25 AM

Data in this report are provisional and subject to change.

The table below includes the cities and counties of residence for cases in Florida residents based on the patient's ZIP Code.
Note that city is not always received as part of the initial notification and may be missing while the case is being investigated.

City and county	Cases
Branford, Suwannee	446
Missing, Orange	440
Apalachicola, Franklin	439
West Miami, Dade	439
Archer, Alachua	434
Haverhill, Palm Beach	429
Ave Maria, Collier	421
Osprey, Sarasota	421
Floral City, Citrus	420
Chuluota, Seminole	413
Holly Hill, Volusia	406
Lake Park, Palm Beach	406
Tequesta, Palm Beach	405
Hastings, St. Johns	400
Centerville, Leon	396
Grand Island, Lake	394
Pierson, Volusia	388
Grand Ridge, Jackson	382
Montverde, Lake	378
Raiford, Union	376
Hallandale Beach, Broward	357
Malabar, Brevard	354
Indian Rocks Beach, Pinellas	353
Gotha, Orange	353
Bryceville, Nassau	349
Alafaya, Orange	348
Greenville, Madison	343
Fort Mccoy, Marion	341
Satsuma, Putnam	339
Vernon, Washington	338
Lake Panasoffkee, Sumter	336
Elkton, St. Johns	335
Kenneth City, Pinellas	333
Reddick, Marion	324
Sebastian, Brevard	324
Malone, Jackson	323
Jennings, Hamilton	322
Melrose, Putnam	322
Eastpoint, Franklin	318
Anthony, Marion	315
Belleair, Pinellas	315
San Antonio, Pasco	314
Laurel Hill, Okaloosa	313
Greenacres, Palm Beach	312
Winter Park, Seminole	310
Morriston, Levy	309
Geneva, Seminole	308
Valparaiso, Okaloosa	305
Westville, Holmes	304
Lehigh, Lee	298
O Brien, Suwannee	297
Kindred, Osceola	292
Greenwood, Jackson	287
Fern Park, Seminole	285
Ponce De Leon, Holmes	278
University Of Central Fl, Orange	271
South Pasadena, Pinellas	270
Eglin Air Force Base, Okaloosa	268
Weirsdale, Marion	264

COVID-19: characteristics of 2,272,898 Florida resident cases

Data through May 25, 2021 verified as of May 26, 2021 at 09:25 AM

Data in this report are provisional and subject to change.

The table below includes the cities and counties of residence for cases in Florida residents based on the patient's ZIP Code.
Note that city is not always received as part of the initial notification and may be missing while the case is being investigated.

City and county	Cases
Poinciana, Polk	264
Inlet Beach, Walton	263
Islamorada, Monroe	261
Sanibel, Lee	261
Edgewood, Orange	253
Cutler Bay, Dade	251
Fountain, Bay	249
White Springs, Hamilton	246
Longboat Key, Manatee	246
Lee, Madison	246
Southport, Bay	244
Saint James City, Lee	240
Gretna, Gadsden	237
Madeira Beach, Pinellas	232
Howey-In-The-Hills, Lake	231
Astatula, Lake	230
Hosford, Liberty	230
Wellborn, Suwannee	228
Lakewood Ranch, Manatee	227
Holt, Okaloosa	226
Juno Beach, Palm Beach	223
Lake Helen, Volusia	223
Lauderdale By The Sea, Broward	221
Atlantis, Palm Beach	220
Babson Park, Polk	219
Holmes Beach, Manatee	218
Mcdavid, Escambia	216
Altoona, Lake	213
Osteen, Volusia	213
Micanopy, Alachua	210
Bay Harbor Islands, Dade	209
Center Hill, Sumter	203
Zellwood, Orange	200
Sopchoppy, Wakulla	199
Azalea Park, Orange	198
Bokeelia, Lee	196
Alford, Jackson	194
Mcalpin, Suwannee	193
The Villages, Lake	192
Missing, Lee	187
Hypoluxo, Palm Beach	187
Viera, Brevard	186
Golden Beach, Dade	185
The Villages, Marion	184
Odessa, Pasco	184
Pomona Park, Putnam	182
Oak Hill, Volusia	180
Rocky Point, Hillsborough	180
Mangonia Park, Palm Beach	180
Paisley, Lake	177
Summerland Key, Monroe	173
Ponce Inlet, Volusia	171
University Of Fl, Alachua	168
University Of Miami, Dade	167
Grant-Valkaria, Brevard	167
Lutz, Pasco	166
Caryville, Washington	163
Sumterville, Sumter	163
Hollister, Putnam	162

COVID-19: characteristics of 2,272,898 Florida resident cases

Data through May 25, 2021 verified as of May 26, 2021 at 09:25 AM

Data in this report are provisional and subject to change.

The table below includes the cities and counties of residence for cases in Florida residents based on the patient's ZIP Code.
Note that city is not always received as part of the initial notification and may be missing while the case is being investigated.

City and county	Cases
Bay Lake, Orange	161
Citrus Springs, Citrus	159
Lockhart, Orange	157
Big Pine Key, Monroe	157
Christmas, Orange	153
San Mateo, Putnam	151
Inglis, Levy	151
Hiawassee, Orange	151
Lady Lake, Sumter	150
Carrollwood, Hillsborough	150
Missing, Pinellas	145
West Park, Broward	145
Missing, St. Johns	141
Clair-Mel City, Hillsborough	140
University Of Central Florida, Orange	140
Harmony, Osceola	138
Baldwin, Duval	138
Lake Hamilton, Polk	137
Buena Ventura Lakes, Osceola	136
Missing, Sumter	134
Cloud Lake, Palm Beach	134
Kendall, Dade	134
Hampton, Bradford	133
Apopka, Seminole	132
Clarksville, Calhoun	132
Placida, Charlotte	129
Steinhatchee, Taylor	127
City Of Sunrise, Broward	126
Matlacha, Lee	125
Seville, Volusia	125
Belleair Beach, Pinellas	124
Temple Terrace, Hillsborough	122
Lighthouse Point, Broward	121
Tierra Verde, Pinellas	121
Sunny Isles Beach, Dade	120
Dania Beach, Broward	120
Barry University, Dade	119
Astor, Lake	119
Saint Leo, Pasco	117
Callaway, Bay	116
Dinsmore, Duval	115
Panacea, Wakulla	115
Hurlburt Field, Okaloosa	114
Cedar Key, Levy	113
Bradenton Beach, Manatee	111
Florahome, Putnam	110
Lamont, Jefferson	109
Princeton, Dade	108
Canal Point, Palm Beach	108
Brooker, Bradford	108
Missing, Lake	108
Waldo, Alachua	106
Florida Gulf Coast Univ, Lee	106
Tyndall Air Force Base, Bay	106
Fruit Cove, St. Johns	103
Kathleen, Polk	102
Barefoot Bay, Brevard	102
University Of South Florida, Hillsborough	99
Bascom, Jackson	98

COVID-19: characteristics of 2,272,898 Florida resident cases

Data through May 25, 2021 verified as of May 26, 2021 at 09:25 AM

Data in this report are provisional and subject to change.

The table below includes the cities and counties of residence for cases in Florida residents based on the patient's ZIP Code.
Note that city is not always received as part of the initial notification and may be missing while the case is being investigated.

City and county	Cases
South Fort Myers, Lee	98
Ocean Ridge, Palm Beach	97
Lorida, Highlands	97
Crystal Beach, Pinellas	94
Pinetta, Madison	94
Maitland, Seminole	92
Fort Denaud, Hendry	92
F M, Lee	90
Missing, St. Lucie	89
Saint Pete Beach, Pinellas	88
Yalaha, Lake	88
Missing, Marion	86
Boca Grande, Lee	86
Welaka, Putnam	82
Patrick Air Force Base, Brevard	82
Eatonville, Orange	80
Wekiwa Springs, Seminole	79
North Venice, Sarasota	76
Palma Ceia, Hillsborough	76
Campbellton, Jackson	75
Miami Springs, Dade	73
Cudjoe Key, Monroe	73
Avon Park, Polk	73
Anna Maria, Manatee	72
Missing, Duval	72
Reunion, Osceola	71
Ochopee, Collier	71
Missing, Palm Beach	69
Air Mail Facility, Dade	69
Georgetown, Putnam	69
Missing, Pasco	69
Northdale, Hillsborough	68
Stock Island, Monroe	68
Felda, Hendry	68
Greensboro, Gadsden	68
Destin, Walton	67
Treasure Island, Pinellas	64
North Redington Beach, Pinellas	64
Micco, Brevard	62
Mexico Beach, Bay	62
University Of Tampa, Hillsborough	61
Duette, Manatee	60
Bellview, Escambia	59
Bonita Beach, Lee	59
Highland City, Polk	59
Miami, Broward	58
Lake Suzy, Desoto	58
Walnut Hill, Escambia	58
Orlando, Seminole	58
Okahumpka, Lake	58
Singer Island, Palm Beach	57
Green Acres, Palm Beach	56
Ona, Hardee	56
Stetson University, Volusia	55
Miromar Lakes, Lee	55
Naranja, Dade	54
Enterprise, Volusia	54
Missing, Santa Rosa	54
Town N Country, Hillsborough	53

COVID-19: characteristics of 2,272,898 Florida resident cases

Data through May 25, 2021 verified as of May 26, 2021 at 09:25 AM

Data in this report are provisional and subject to change.

The table below includes the cities and counties of residence for cases in Florida residents based on the patient's ZIP Code.
Note that city is not always received as part of the initial notification and may be missing while the case is being investigated.

City and county	Cases
Heathrow, Seminole	53
Orlando, Dade	52
Aloma, Orange	52
Salt Springs, Marion	51
Terra Ceia, Manatee	51
Waverly, Polk	51
Intercession City, Osceola	51
Palm Beach Shores, Palm Beach	51
Missing, Broward	49
Florida International Univ, Dade	49
Eaton Park, Polk	49
Bayonet Point, Pasco	48
Cinco Bayou, Okaloosa	47
Kenansville, Osceola	47
Florence Villa, Polk	47
Missing, Hillsborough	47
Missing, Brevard	46
Ridge Manor, Pasco	46
Sugarloaf Key, Monroe	46
Village Wellington, Palm Beach	45
Key Colony Beach, Monroe	45
Ebro, Washington	45
Miami Shores, Dade	45
North Bay Village, Dade	44
Sewalls Point, Martin	44
Missing, Seminole	44
Orlando, Osceola	44
Lacoochee, Pasco	43
Gulf Breeze, Escambia	43
Manalapan, Palm Beach	43
Bradley, Polk	43
Bayshore Gardens, Manatee	42
Lakeshore, Polk	42
Village Of Wellington, Palm Beach	42
Poinciana, Osceola	41
Hialeah Gardens, Dade	41
Cortez, Manatee	41
Florida A And M University, Leon	41
Pine Hills, Orange	41
Saint Johns, Duval	40
Bonaventure, Broward	40
Eloise, Polk	39
Pasadena, Pinellas	39
Univ Of Fl Student Dorms, Alachua	39
Jupiter, Martin	39
Davenport, Osceola	39
Westlake, Palm Beach	39
Lealman, Pinellas	38
Bay Pines, Pinellas	38
Tice, Lee	38
Ponte Vedra, Duval	38
Highland Beach, Palm Beach	37
Venus, Highlands	37
Lulu, Columbia	37
Orlando, Volusia	37
Orlando, Broward	37
Homeland, Polk	36
Palm Shores, Brevard	35
Pine Castle, Orange	35

COVID-19: characteristics of 2,272,898 Florida resident cases

Data through May 25, 2021 verified as of May 26, 2021 at 09:25 AM

Data in this report are provisional and subject to change.

The table below includes the cities and counties of residence for cases in Florida residents based on the patient's ZIP Code.
Note that city is not always received as part of the initial notification and may be missing while the case is being investigated.

City and county	Cases
Orlando, Polk	35
Hallandle Beach, Broward	34
Flemington, Marion	34
Siesta Key, Sarasota	34
Sydney, Hillsborough	34
City Of Westlake, Palm Beach	34
Alturas, Polk	34
Little Torch Key, Monroe	33
Dowling Park, Suwannee	33
Indian Lake Estates, Polk	33
Homosassa Springs, Citrus	32
Mcintosh, Marion	32
Kinard, Calhoun	32
Bagdad, Santa Rosa	32
Wekiva Springs, Seminole	32
Palmdale, Glades	31
South Palm Beach, Palm Beach	31
Westchase, Hillsborough	31
Nocatee, Desoto	31
Missing, Citrus	30
Saint Marks, Wakulla	30
Missing, Manatee	30
Penney Farms, Clay	30
Pembroke Park, Broward	30
Missing, Indian River	29
Archer, Levy	29
Hawthorne, Putnam	29
Chokoloskee, Collier	29
Horseshoe Beach, Dixie	29
Bonita Springs, Collier	29
Sparr, Marion	28
Caryville, Holmes	28
Tangerine, Orange	28
New Smyrna, Volusia	28
Balm, Hillsborough	27
Orange Lake, Marion	27
Florida State, Leon	27
Long Key, Monroe	27
Redington Shores, Pinellas	26
Loughman, Polk	26
Labelle, Glades	26
Paxton, Walton	26
Earleton, Alachua	26
Fort Lauderdale, Dade	26
Orlando, Hillsborough	26
Tioga, Alachua	25
Missing, Monroe	25
Missing, Escambia	25
Wabasso, Indian River	25
Pensacola Beach, Santa Rosa	25
Yankeetown, Levy	25
South Miami Heights, Dade	25
La Crosse, Alachua	25
Buckingham, Lee	25
Bostwick, Putnam	24
Boca Raton, Broward	24
Goulds, Dade	24
Santa Fe, Alachua	24
Union Park, Orange	24

COVID-19: characteristics of 2,272,898 Florida resident cases

Data through May 25, 2021 verified as of May 26, 2021 at 09:25 AM

Data in this report are provisional and subject to change.

The table below includes the cities and counties of residence for cases in Florida residents based on the patient's ZIP Code.
Note that city is not always received as part of the initial notification and may be missing while the case is being investigated.

City and county	Cases
Champions Gate, Polk	23
Laud-By-The-Sea, Broward	23
Missing, Okaloosa	23
Ramrod Key, Monroe	22
Jensen Beach, St. Lucie	22
Mango, Hillsborough	22
Kissimmee, Orange	22
Parker, Bay	22
Bonifay, Washington	22
Florida Dept Of Corrections, Union	22
Fort Ogden, Desoto	22
Wausau, Washington	22
Plymouth, Orange	22
Crystal Springs, Pasco	22
Citrus Ridge, Indian River	22
Mexico Beach, Gulf	22
Florida International University, Dade	22
Branford, Lafayette	22
Florida State Univ Admin, Leon	21
Sun City, Hillsborough	21
Perdido Key, Escambia	21
Everglades City, Collier	21
Golden Oak, Orange	21
Candler, Marion	21
Lake Como, Putnam	21
Missing, Collier	21
Lowell, Marion	20
Brooksville, Pasco	20
Trenton, Levy	20
Hollywood, Dade	20
Indian River Shores, Indian River	20
Goodland, Collier	20
Nalcrest, Polk	20
High Springs, Gilchrist	19
Maxville, Duval	19
Tallevast, Manatee	19
Webster, Hernando	19
Gulf Stream, Palm Beach	19
Babcock Ranch, Lee	19
Johns Pass Village, Pinellas	19
Lake Buena Vista, Orange	19
Miami Gardens, Broward	19
Orlando, Palm Beach	19
Wildlight, Nassau	19
Otter Creek, Levy	18
Forest City, Orange	18
Hialeah, Broward	18
Trilby, Pasco	18
Belleair Bluffs, Pinellas	18
West Panama City Beach, Bay	18
Hillsboro Beach, Broward	18
Nichols, Polk	18
Mount Dora, Orange	18
Babcock Ranch, Charlotte	18
Lakewood Ranch, Sarasota	18
Shady Hills, Pasco	17
Hutchinson Island, St. Lucie	17
Gulf Hammock, Levy	17
Missing, Bay	17

COVID-19: characteristics of 2,272,898 Florida resident cases

Data through May 25, 2021 verified as of May 26, 2021 at 09:25 AM

Data in this report are provisional and subject to change.

The table below includes the cities and counties of residence for cases in Florida residents based on the patient's ZIP Code.
Note that city is not always received as part of the initial notification and may be missing while the case is being investigated.

City and county	Cases
Graham, Bradford	17
Missing, Martin	17
Braden River, Manatee	17
Graceville, Holmes	17
Lake Monroe, Seminole	17
Winter Garden, Lake	17
Daytona Beach Shores, Volusia	17
Deer Island, Lake	17
Wewahitchka, Calhoun	16
Lake City, Suwannee	16
Woodville, Leon	16
Miami, Unknown	16
Eau Gallie, Brevard	16
Saint Lucie West, St. Lucie	16
Watersound, Walton	16
Suwannee, Dixie	16
Hernando Beach, Hernando	16
White Springs, Columbia	16
Indian Creek Village, Dade	15
Dade City, Hernando	15
Village Of Palmetto Bay, Dade	15
Orlando, Lake	15
Orlando, Pinellas	15
Murdock, Charlotte	14
Choctaw Beach, Okaloosa	14
Wahneta, Polk	14
Durant, Hillsborough	14
Laurel Hill, Walton	14
Virginia Gardens, Dade	14
Kingsley Lake, Bradford	14
Copeland, Collier	14
Los Angeles, Dade	14
Gonzalez, Escambia	13
Steinhatchee, Dixie	13
Umatilla, Marion	13
Mount Plymouth, Lake	13
Elfers, Pasco	13
Holder, Citrus	13
Roseland, Indian River	13
Grandin, Putnam	13
Missing, Sarasota	13
Long Boat Key, Manatee	13
Orlando, Brevard	13
Saint George Island, Franklin	13
Unknown, Dade	13
Redington Beach, Pinellas	13
Alys Beach, Bay	13
Fort Charlotte, Charlotte	13
Gibsonia, Polk	12
East Lake, Marion	12
Goldenrod, Seminole	12
Captiva, Lee	12
Leisure City, Dade	12
Citrus Hills, Citrus	12
Missing, Putnam	12
Fanning Springs, Gilchrist	12
Naples, Lee	12
Missing, Nassau	12
Pensacola Beach, Escambia	12

COVID-19: characteristics of 2,272,898 Florida resident cases

Data through May 25, 2021 verified as of May 26, 2021 at 09:25 AM

Data in this report are provisional and subject to change.

The table below includes the cities and counties of residence for cases in Florida residents based on the patient's ZIP Code.
Note that city is not always received as part of the initial notification and may be missing while the case is being investigated.

City and county	Cases
Rosemary Beach, Walton	12
Cypress, Jackson	11
Day, Lafayette	11
Greenville, Taylor	11
Deerfield Beach, Palm Beach	11
Missing, Polk	11
University Park, Manatee	11
Sea Ranch Lakes, Broward	11
Telogia, Liberty	10
Missing, Taylor	10
Barberville, Volusia	10
Innovation, Pasco	10
Saint Augustine Beach, St. Johns	10
Worthington Springs, Union	10
Seacrest, Walton	10
Briny Breezes, Palm Beach	10
Basinger, Okeechobee	10
East Rockland Key, Monroe	10
Nobleton, Hernando	10
Perrine, Dade	10
Orlando, Leon	10
Orlando, Duval	10
Haines Creek, Lake	10
Forest City, Seminole	10
Ozona, Pinellas	10
Ybor City, Hillsborough	10
Rubonia, Manatee	10
Lloyd, Jefferson	9
Lamont, Madison	9
Keystone Heights, Bradford	9
Saint Augustine, Duval	9
West Delray Beach, Palm Beach	9
High Springs, Columbia	9
Grant Valkaria, Brevard	9
Pine Ridge, Citrus	9
Beverly Beach, Flagler	9
Putnam Hall, Putnam	9
Fairfield, Marion	9
Ferndale, Lake	9
Missing, Jackson	9
Cottondale, Washington	9
Scottsmoor, Brevard	9
Palma Sola, Manatee	9
Missing, Clay	8
Jerome, Collier	8
Ridge Manor Estates, Sumter	8
Ponce De Leon, Walton	8
Indian Shores, Pinellas	8
Cross Creek, Alachua	8
Quail Heights, Dade	8
Palm City, St. Lucie	8
Seybold, Dade	8
White City, Gulf	8
Anastasia Island, St. Johns	8
Salem, Taylor	8
Oneco, Manatee	8
Orange Springs, Marion	8
Weirsdale, Lake	8
Evinston, Alachua	8

COVID-19: characteristics of 2,272,898 Florida resident cases

Data through May 25, 2021 verified as of May 26, 2021 at 09:25 AM

Data in this report are provisional and subject to change.

The table below includes the cities and counties of residence for cases in Florida residents based on the patient's ZIP Code.
Note that city is not always received as part of the initial notification and may be missing while the case is being investigated.

City and county	Cases
Inglis, Citrus	7
Fernandina, Nassau	7
Missing, Flagler	7
Orange Park, Duval	7
Port Saint John, Brevard	7
Clarcona, Orange	7
Orlando, Pasco	7
Longboat Key, Sarasota	7
Morriston, Marion	7
Dearborn, Dade	7
Duck Key, Monroe	7
Switzerland, St. Johns	7
Maitland, Volusia	7
Aripeka, Pasco	7
Deland, Lake	7
Valkaria, Brevard	7
Orlando, Alachua	7
River Ranch, Polk	7
Niceville, Walton	7
Okeechobee, Glades	7
Missing, Walton	7
Labelle, Lee	7
Missing, Highlands	6
Port Salerno, Martin	6
Winter Park, Polk	6
Winderemere, Orange	6
Lake Worth, Broward	6
Maitland, Hillsborough	6
Grove City, Charlotte	6
Eglin, Okaloosa	6
Coco River, Collier	6
Bruce, Holmes	6
Punta Gorda, Lee	6
Holt, Santa Rosa	6
Inlet Beach, Bay	6
Missing, Leon	6
Missing, Hernando	6
Orlando, Flagler	6
Orlando, Marion	6
Oklawaha, Marion	6
Shady Grove, Taylor	6
Sunny Hills, Washington	6
Cape Haze, Charlotte	6
Miramar, Dade	6
Missing, Osceola	6
Newberry, Gilchrist	6
San Carlos Park, Lee	6
Glenwood, Volusia	6
Miccosukee, Leon	6
Orchid, Indian River	6
Point Washington, Walton	6
Mayport Naval Station, Duval	6
Lake Butler, Bradford	6
Maitland, Osceola	6
Missing, Unknown	6
Bradenton, Sarasota	6
Ocoee, Lake	6
Okeechobee, Martin	5
Orlando, Manatee	5

COVID-19: characteristics of 2,272,898 Florida resident cases

Data through May 25, 2021 verified as of May 26, 2021 at 09:25 AM

Data in this report are provisional and subject to change.

The table below includes the cities and counties of residence for cases in Florida residents based on the patient's ZIP Code.
Note that city is not always received as part of the initial notification and may be missing while the case is being investigated.

City and county	Cases
Pompano Beach, Palm Beach	5
Passport, Unknown	5
Wakulla Springs, Wakulla	5
Cypress Gardens, Polk	5
Island Grove, Alachua	5
Jonesville, Alachua	5
Missing, Alachua	5
Bonnie, Dade	5
Alys Beach, Walton	5
Delray Beach, Broward	5
Seacrest, Bay	5
Williston, Marion	5
North Fort Myers, Charlotte	5
Okeechobee, Osceola	5
Fort Lauderdale, Palm Beach	5
Jacksonville Naval Air Station, Duval	5
Bayou George, Bay	5
Boynton Beach, Broward	5
Milton, Escambia	5
Jacksonville, Clay	5
Greenville, Jefferson	5
Mayport, Duval	5
Clermont, Polk	5
Pass, Unknown	5
Stuart, St. Lucie	5
Lake Geneva, Clay	5
Miami, Palm Beach	5
Ebro, Bay	5
Highland Park, Polk	5
Los Angeles, Broward	5
Westchester, Dade	5
Melrose, Bradford	5
Mid Florida, Seminole	5
Ocean Breeze, Martin	5
Missing, Columbia	5
Lake Harbor, Palm Beach	4
Glen Ridge, Palm Beach	4
Coconut Creek, Palm Beach	4
Orem, Palm Beach	4
Jacksonville, Dade	4
Arcadia, Hillsborough	4
Live Oak, Madison	4
Loxahatchee Groves, Palm Beach	4
West Bradenton, Manatee	4
Marina Del Rey, Dade	4
Branford, Gilchrist	4
Champions Gate, Osceola	4
Clewiston, Palm Beach	4
Conch Key, Monroe	4
Melrose, Clay	4
Sharpes, Brevard	4
Sugarloaf, Monroe	4
Wacissa, Jefferson	4
Lamont, Taylor	4
Lazy Lake, Broward	4
Sandestin, Walton	4
Pompano Beach, Dade	4
El Jobean, Charlotte	4
Bella Collina, Lake	4

COVID-19: characteristics of 2,272,898 Florida resident cases

Data through May 25, 2021 verified as of May 26, 2021 at 09:25 AM

Data in this report are provisional and subject to change.

The table below includes the cities and counties of residence for cases in Florida residents based on the patient's ZIP Code.
Note that city is not always received as part of the initial notification and may be missing while the case is being investigated.

City and county	Cases
Hinsdale, Manatee	4
International Service Center, Dade	4
Indian Rock Beach, Pinellas	4
Cape San Blas, Gulf	4
Bowling Green, Polk	4
Plantation Key, Monroe	4
North Miami Beach, Broward	4
Monticello, Madison	3
Samoset, Manatee	3
Vernon, Bay	3
Apopka, Lake	3
Crestview, Walton	3
Cross Key, Monroe	3
Fernandina Beach, Duval	3
Fpo, Duval	3
Green Cove Springs, Duval	3
Mayport Naval Housing, Duval	3
Julington Creek, St. Johns	3
Jupiter Island, Martin	3
Kathleen, Pasco	3
Ocean Reef Club, Monroe	3
Missing, Washington	3
Mims, Volusia	3
Miami Beach, Unknown	3
Marco Island, Lee	3
Alford, Washington	3
Altamonte Springs, Orange	3
Orlando, Escambia	3
Pass-A-Grille, Pinellas	3
Port St. Lucie, St. Lucie	3
Vero Beach, St. Lucie	3
Winter Park, Volusia	3
Land O Lakes, Hillsborough	3
Lady Lake, Marion	3
Milligan, Okaloosa	3
Jacksonville , Duval	3
Homeless, Hillsborough	3
Ft Pierce, St. Lucie	3
Brooklyn, Broward	3
Westville, Walton	3
Orlo Vista, Orange	3
Pembroke Lakes, Broward	3
Sorrento, Orange	3
Stuart, Palm Beach	3
University Of Central Fl, Hillsborough	3
Jacksonville, Alachua	3
Marina Del Rey, Broward	3
Coraopolis, Citrus	3
Chicago, Lee	3
Bristol, Calhoun	3
Aventura, Broward	3
Miami Shores, Broward	3
Pineland, Lee	3
Redland, Dade	3
Tampa Palms, Hillsborough	3
Tampa, Pinellas	3
Tarpon Springs, Pasco	3
Winter Garden, Seminole	3
Clermont, Orange	3

COVID-19: characteristics of 2,272,898 Florida resident cases

Data through May 25, 2021 verified as of May 26, 2021 at 09:25 AM

Data in this report are provisional and subject to change.

The table below includes the cities and counties of residence for cases in Florida residents based on the patient's ZIP Code.
Note that city is not always received as part of the initial notification and may be missing while the case is being investigated.

City and county	Cases
Ludlam, Dade	3
Laurel, Sarasota	3
West Palm Beach, Broward	3
Wildwood, Marion	3
Village Of Golf, Palm Beach	3
Saint Augusaintine Beach, St. Johns	3
Port Saint Lucie, Martin	3
Palm Coast, Volusia	3
Saint Petersburg, Hillsborough	3
Opa Locka, Broward	3
Loxahatchee, Broward	3
Lynbrook, Broward	3
Miami, Orange	3
Lake City, Duval	3
Lakeland, Hillsborough	3
Immokalee, Lee	3
Hallandale Beach, Dade	3
Bradington, Manatee	3
Blountstown, Liberty	3
Inverness, Polk	3
Pass, Dade	3
Vero Beach, Brevard	3
Pp, Dade	3
Woodside, Broward	3
Wimauma, Manatee	3
Brewton, Escambia	3
Apopka, Broward	3
Lanark Village, Franklin	3
Maitland, Polk	3
Maitland, Lake	2
Killarney, Orange	2
Jan Phyl Village, Polk	2
Hialeah Lakes, Dade	2
Hialeah, Orange	2
Moore Haven, Hendry	2
Naples, Broward	2
Cassadaga, Volusia	2
Fort Walton Beach, Walton	2
Duke Field Air Force Station, Okaloosa	2
Dunnellon, Levy	2
University Of Central Florida, Palm Beach	2
University Of Central Florida, Pinellas	2
Yalhala, Lake	2
Pp, Unknown	2
Provo, Broward	2
Pensacola, Santa Rosa	2
Ridge Manor, Hernando	2
Sumatra, Liberty	2
West Point, Lee	2
University Of Central Florida, Broward	2
Orlando, Okaloosa	2
Saint Teresa, Wakulla	2
Miamt, Dade	2
North Miami, Broward	2
Knoxville, Escambia	2
Maitland, Pasco	2
Homeless, Dade	2
Florida Power & Light Co, Dade	2
Amelia City, Nassau	2

COVID-19: characteristics of 2,272,898 Florida resident cases

Data through May 25, 2021 verified as of May 26, 2021 at 09:25 AM

Data in this report are provisional and subject to change.

The table below includes the cities and counties of residence for cases in Florida residents based on the patient's ZIP Code.
Note that city is not always received as part of the initial notification and may be missing while the case is being investigated.

City and county	Cases
Alligator Point, Wakulla	2
Casselberry, Orange	2
Blountstown, Jackson	2
Alligator Point, Franklin	2
Crawfordville, Leon	2
Eatonville, Lake	2
Lawtey, Union	2
Lehigh Acres, Dade	2
Miami, Hillsborough	2
Lutz, Pinellas	2
Los Angeles, Okaloosa	2
Louisville, Manatee	2
Orange City, Seminole	2
None, Dade	2
Navarre, Okaloosa	2
Mount Pleasant, Gadsden	2
Phoenix, Lake	2
Seven Springs, Pasco	2
Upper Key Largo, Monroe	2
University Of Central Florida, Brevard	2
West Villages, Sarasota	2
Zellwood, Lake	2
Lecanto, Marion	2
Lake Helen, Orange	2
Maitland, Leon	2
Melrose, Alachua	2
Fort Pierce, Martin	2
Fort Myers, Collier	2
Doctors Inlet, Clay	2
Bronx, Seminole	2
Bonifay, Jackson	2
Bonnie, Duval	2
Bonnie, Sarasota	2
West Palm Beach, Dade	2
Weston, Dade	2
Winter Park, Leon	2
Orlando, Charlotte	2
Palm Springs North, Dade	2
St John, Broward	2
Olustee, Baker	2
Orlando, Santa Rosa	2
Dfafs, Okaloosa	2
Longview, Dade	2
Jacksonville Naval Hospital, Duval	2
Hosford, Calhoun	2
Yeehaw, Okeechobee	2
Tampa, Hernando	2
Noma, Holmes	2
Sebring, Desoto	2
Saint Lucie Village, St. Lucie	2
Ormond Beach, Flagler	2
Pembroke Pines, Dade	2
Northport, Sarasota	2
Sutton, Pasco	2
Saint Marys, Nassau	2
Port Saint Lucie, Palm Beach	2
Red Bay, Holmes	2
Woodstock, Lee	2
Windermere, Lake	2

COVID-19: characteristics of 2,272,898 Florida resident cases

Data through May 25, 2021 verified as of May 26, 2021 at 09:25 AM

Data in this report are provisional and subject to change.

The table below includes the cities and counties of residence for cases in Florida residents based on the patient's ZIP Code.
Note that city is not always received as part of the initial notification and may be missing while the case is being investigated.

City and county	Cases
West Lafayette, Broward	2
Tequesta, Martin	2
Town Of Nocatee, St. Johns	2
Bay Harbor Islands, Unknown	2
Alachua, Duval	2
Carl Fisher, Dade	2
Cross City, Taylor	2
Fort Lauderdale, Alachua	2
Inwood, Broward	2
Jupiter, Dade	2
Micanopy, Marion	2
Winter Springs, Orange	2
Windermere, Hillsborough	2
Union, Manatee	2
University Of Central Fl, Seminole	2
Tampa, Duval	2
Venice, Dade	2
Sand Lake, Orange	2
Swansea, Lee	2
Okeechobee, Highlands	2
Pompano Beach, Osceola	2
Port Charlotte, Lee	2
At Large, Broward	2
Boys Ranch, Suwannee	2
Eatonville, Polk	2
Miami, Martin	2
New Port Richey, Hillsborough	2
Long Beach, Orange	2
Labelle, Collier	2
Jena, Taylor	2
Fort Pierce, Brevard	2
Marysville, Dade	2
Lake Clarke Shores, Palm Beach	2
Fl State Univ Student, Leon	2
Defuniak Springs, Okaloosa	2
Cibolo, Orange	2
Claysville, Hernando	2
Crescent Beach, Sarasota	2
Callahan, Duval	2
Tampa, Broward	2
Tarpon Springs, Hillsborough	2
South Miami, Broward	2
Port Canaveral, Brevard	2
Monument, Broward	2
Orlando, St. Lucie	2
Orlando, Walton	1
Oviedo, Lake	1
Orlando, St. Johns	1
Ocala, Duval	1
Orem, Dade	1
Orlando, Citrus	1
Orlando, Collier	1
Orlando, Hernando	1
Morrisville, Palm Beach	1
Myrtle Beach, Broward	1
Nashville, Palm Beach	1
North Brunswick, St. Lucie	1
North Grafton, Dade	1
Notrealville, Polk	1

COVID-19: characteristics of 2,272,898 Florida resident cases

Data through May 25, 2021 verified as of May 26, 2021 at 09:25 AM

Data in this report are provisional and subject to change.

The table below includes the cities and counties of residence for cases in Florida residents based on the patient's ZIP Code.
Note that city is not always received as part of the initial notification and may be missing while the case is being investigated.

City and county	Cases
Rye, Palm Beach	1
Saint Petersburg, Bay	1
St Cloud, Orange	1
St Helena Is, Dade	1
Statenville, Suwannee	1
Plantation, Leon	1
Pooler, Broward	1
Pensacola, Dade	1
Panomo City, Bay	1
Parrish, Sarasota	1
Ridgewood, Lee	1
Roayl Palm Beach, Palm Beach	1
Roseville, Broward	1
Punta Gorda, Sarasota	1
Putnam, Putnam	1
Tinley Park, Manatee	1
Twentynine Palms, Broward	1
Waukesha, Volusia	1
Unknown, Manatee	1
Vernon, Walton	1
Whippany, Volusia	1
Xifamk, Dade	1
Wilmington, Charlotte	1
Windermere, Alachua	1
Winfield, Hillsborough	1
Winter Garden, Unknown	1
Winter Park, Brevard	1
Buffalo, Dade	1
Canton, Duval	1
Brunswick, Polk	1
Bryceville, Duval	1
Bradentom, Manatee	1
Bradenton, Lee	1
Boca Raton, Dade	1
Boca Raton, Madison	1
Bogota, Unknown	1
Bal Harbour, Broward	1
Atlanta, Walton	1
Attalla, Broward	1
Auburn, Palm Beach	1
Autaugaville, Broward	1
Apopka, Volusia	1
Alachua, Suwannee	1
Alafaya, Broward	1
Alafaya, Pinellas	1
Crestview, Broward	1
Clearwater, Leon	1
Charlotte, Alachua	1
Crystal River, Marion	1
Dalecity, Okaloosa	1
Daytona Beach, Orange	1
Deerfield Beach, Polk	1
Dona Vista, Lake	1
East Setauket, Palm Beach	1
El Dorado, Palm Beach	1
Fayetteville, Broward	1
Fellsmere, Brevard	1
Florida City, Unknown	1
Fort Lauderdale, Collier	1

COVID-19: characteristics of 2,272,898 Florida resident cases

Data through May 25, 2021 verified as of May 26, 2021 at 09:25 AM

Data in this report are provisional and subject to change.

The table below includes the cities and counties of residence for cases in Florida residents based on the patient's ZIP Code.
Note that city is not always received as part of the initial notification and may be missing while the case is being investigated.

City and county	Cases
Fort Myers, Alachua	1
Fleming Island, Duval	1
Glen Saint Mary, Duval	1
Golf, Palm Beach	1
Gainesville, Levy	1
Greensboro, Leon	1
Great Neck, Dade	1
Jacksonville, Baker	1
Jacksonville, Marion	1
Jupiter Inlet, Palm Beach	1
Holiday, Hillsborough	1
Immokalee, Walton	1
Lake Forest, Collier	1
Key West, Palm Beach	1
Kilgore, Dade	1
Land O Lakes, Unknown	1
Lawton, Okaloosa	1
Levittown, Palm Beach	1
Lima, Manatee	1
Lima, Volusia	1
Macclenny, Dixie	1
Madison, Jefferson	1
Maitland, Collier	1
Merrick, Palm Beach	1
Metter, Manatee	1
Miami, Osceola	1
Miamiardens, Unknown	1
Miamksaohes, Dade	1
Mokena, Lee	1
Indianapolis, Lee	1
Jupiter, Pinellas	1
Kansas City, Palm Beach	1
Los Angeles, Orange	1
Maitland, Palm Beach	1
Lake In The Hills, Broward	1
Litchfield Park, Monroe	1
Littleton, St. Johns	1
Newaygo, Charlotte	1
North Port, Charlotte	1
Na, Dade	1
Naples, Unknown	1
New Canaan, Dade	1
Milford, Bay	1
Milford, Unknown	1
Melbourne, Volusia	1
Marianna, Leon	1
Marianna, Washington	1
Mary Esther, Hillsborough	1
Marathon Shores, Monroe	1
Mattoon, Lee	1
Eureka, Flagler	1
Evansville, Citrus	1
Denton, Broward	1
Destin, Bay	1
Dpo, Dade	1
Crescent City, Marion	1
Commerce Township, Manatee	1
Crawfordville, Alachua	1
Fort Lauderdale, Lee	1

COVID-19: characteristics of 2,272,898 Florida resident cases

Data through May 25, 2021 verified as of May 26, 2021 at 09:25 AM

Data in this report are provisional and subject to change.

The table below includes the cities and counties of residence for cases in Florida residents based on the patient's ZIP Code.
Note that city is not always received as part of the initial notification and may be missing while the case is being investigated.

City and county	Cases
Fort Myers, Polk	1
Fort Worth, Broward	1
Franklin, Orange	1
Frostproof, Highlands	1
Gainesville, Palm Beach	1
Gainesville, Santa Rosa	1
Glens Falls, Broward	1
Gwynn Oak, Polk	1
Brewster, Palm Beach	1
Brownsville, Escambia	1
Bryant, Palm Beach	1
Bonnie, St. Johns	1
Clearwater, Hillsborough	1
Coal City, Pasco	1
Celebration, Orange	1
Chicago, Broward	1
Austin, Dade	1
Apo, Collier	1
Big Torch Key, Monroe	1
Black, Holmes	1
Boca Raton, Lee	1
8852 Teacher Ln, Pasco	1
Addison, Pasco	1
Apopka, Citrus	1
Apopka, Hillsborough	1
Arabi, Orange	1
Port Saint Lucie, Marion	1
Roswell, Bay	1
Royal Palm, Palm Beach	1
Ruskin, Dade	1
Ruskin, Manatee	1
Saginaw, Broward	1
Panama City Beach, Broward	1
Pittsburgh, Alachua	1
Playa Del Rey, Palm Beach	1
Plymouth, Pasco	1
Opa Locka, Orange	1
Pensacola Naval Hospital, Escambia	1
Oviedo, Orange	1
Pace, Escambia	1
Painted Post, Pasco	1
Palatka, Marion	1
Tampa, Citrus	1
Surfside Beach, Orange	1
Summerdale, Escambia	1
Sun City Center, Lee	1
Temple, Palm Beach	1
Unknown, Duval	1
Upland, Manatee	1
Valrico, Polk	1
Scottsdale, Brevard	1
Scottsdale, Palm Beach	1
St Peterburg, Orange	1
Staten Island, Broward	1
Stiamk, Dade	1
Saint Charles, Orange	1
Saint Petersburg, Duval	1
Saint Petersburg, Manatee	1
Wabasha, Clay	1

COVID-19: characteristics of 2,272,898 Florida resident cases

Data through May 25, 2021 verified as of May 26, 2021 at 09:25 AM

Data in this report are provisional and subject to change.

The table below includes the cities and counties of residence for cases in Florida residents based on the patient's ZIP Code.
Note that city is not always received as part of the initial notification and may be missing while the case is being investigated.

City and county	Cases
West Hollywood, Broward	1
Wekiwa Springs, Orange	1
Wakefield, Broward	1
Waverly, Duval	1
Winnetka, Dade	1
Winter Garden, Osceola	1
Winter Haven, Leon	1
Winter Haven, Osceola	1
Winter Park, Duval	1
Winter Park, Palm Beach	1
Winter Springs, Polk	1
Youngstown, Washington	1
Wildwood, Lee	1
Willington, Lee	1
Milford, Lee	1
Mckinney, Broward	1
Miamc, Dade	1
Matawan, Palm Beach	1
Missing, Levy	1
Missing, Okeechobee	1
Monroe Township, Palm Beach	1
Monroe, Lee	1
Moore Haven, Okeechobee	1
Lake Butler, Alachua	1
Ldhl, Broward	1
Las Vegas, Palm Beach	1
Longwood, Volusia	1
Leesburg, Seminole	1
Lehigh Acres, Collier	1
Lincoln, St. Lucie	1
Little Neck, Lee	1
Jupiter, St. Lucie	1
Kenilworth, Leon	1
Irvine, Marion	1
Istachatta, Hernando	1
Jacksonville, Orange	1
Jefferson, Dade	1
Jonesboro, Leon	1
Key West, Duval	1
Kingsland, Nassau	1
Knoxville, Bay	1
Homeless, Monroe	1
Homeless, Pinellas	1
Howell, Dade	1
Hudson, Hernando	1
Hoclywsod, Dade	1
Holiday, Pinellas	1
Intrcsion Cty, Osceola	1
Inverness, Marion	1
Indian Rocks Beach, Duval	1
Indiantown, Palm Beach	1
Inglewood, Sarasota	1
Fort Lauderdale, Leon	1
Fort Myers, Sarasota	1
Fort Pierce, Palm Beach	1
Fort White, Clay	1
Erie, Monroe	1
Fisher Island, Unknown	1
Dayton, Lake	1

COVID-19: characteristics of 2,272,898 Florida resident cases

Data through May 25, 2021 verified as of May 26, 2021 at 09:25 AM

Data in this report are provisional and subject to change.

The table below includes the cities and counties of residence for cases in Florida residents based on the patient's ZIP Code.
Note that city is not always received as part of the initial notification and may be missing while the case is being investigated.

City and county	Cases
Daytona Beach, Pinellas	1
East Palatka, Hillsborough	1
Eastpoint, Leon	1
Deltona, Seminole	1
Downingtown, Broward	1
Downingtown, Hillsborough	1
Dpo, Santa Rosa	1
Garden City, Alachua	1
Gaylord, Orange	1
Goodrich, Charlotte	1
Gotcha, Orange	1
Greensburg, Palm Beach	1
Harpers Ferry, Palm Beach	1
Haines City, Osceola	1
Hernando, Marion	1
Hialeah, Collier	1
Helen, Bay	1
Dallas, Hernando	1
Dearborn, Broward	1
Deer Park, Dade	1
Deerfield, Dade	1
Deland, Seminole	1
Carmel, Orange	1
Cedar Springs, Hernando	1
Caracas, Dade	1
Alpharetta, Broward	1
0, Manatee	1
Acworth, Okaloosa	1
Apopka, Clay	1
Asheville, Highlands	1
Astoria, Broward	1
Atmore, Escambia	1
Bartow, Hardee	1
Bel Air, Collier	1
Berryton, Palm Beach	1
Brooklyn, Dade	1
Brooklyn, Lee	1
Bonnie, Broward	1
Boston, Broward	1
Troy, Manatee	1
Unkn, Duval	1
Venetian Islands, Dade	1
Topsham, Manatee	1
Sunbright, Palm Beach	1
West Yarmouth, St. Lucie	1
West Aplm Beach, Palm Beach	1
Waipahu, Santa Rosa	1
Ward, Polk	1
Wellborn, Columbia	1
Winter Garden, Duval	1
Woodbine, Nassau	1
Yulee, St. Johns	1
Zephyrhills, Hillsborough	1
Rileyville, Flagler	1
Prattville, Hillsborough	1
Prestonsburg, Bay	1
Quincy, Jackson	1
Rapid City, Broward	1
Saint Petersburg, Polk	1

COVID-19: characteristics of 2,272,898 Florida resident cases

Data through May 25, 2021 verified as of May 26, 2021 at 09:25 AM

Data in this report are provisional and subject to change.

The table below includes the cities and counties of residence for cases in Florida residents based on the patient's ZIP Code.
Note that city is not always received as part of the initial notification and may be missing while the case is being investigated.

City and county	Cases
Saint Joseph, Volusia	1
Russellville, Bay	1
Sagamore Beach, Charlotte	1
Saint Augustine, Broward	1
Saint Cloud, Palm Beach	1
Sweetwater, Manatee	1
Syracuse, Polk	1
Tallahassee, Dade	1
Tamarac, Dade	1
Tavares, Orange	1
Suitland, Volusia	1
San Antonio, Orange	1
Seminole, Leon	1
Shirley, Flagler	1
Oakland, Lee	1
Oldsmar, Hillsborough	1
Olean, Alachua	1
North Palm Beach, Orange	1
Myakka City, Sarasota	1
New Middletown, Hillsborough	1
New Port Richey, Pinellas	1
Newberry, Marion	1
Newtown, Lake	1
Petersburg, Manatee	1
Piasa, Putnam	1
Palmetto, Pasco	1
Parma, Manatee	1
Pass-A-Grille Beach, Pinellas	1
Other, Dade	1
Palmetto Bay, Palm Beach	1
Pembroke Pines, Orange	1
Pensacola, Sumter	1
Paducah, Manatee	1
Perth Amboy, Hillsborough	1
Port Orange, Brevard	1
Powell, Lee	1
Randolph, Orange	1
Rivera Beach, Palm Beach	1
Oldsrav, Manatee	1
Orlando, Jackson	1
Orlando, Lee	1
Ocala, Citrus	1
Ocoee, Unknown	1
Odessa, Dade	1
Newberry, Levy	1
New Vernon, Palm Beach	1
Saint Petersburg, Charlotte	1
Saint Augustine, Flagler	1
Seffenner, Hillsborough	1
Seminole, Lee	1
Sanford, Orange	1
South Hempstead, Alachua	1
Sunrtise, Dade	1
Tallahassee, Madison	1
Tallahassee, Pinellas	1
Stratford, Broward	1
Toms River, Lee	1
Tourist, Dade	1
White Plains, Broward	1

COVID-19: characteristics of 2,272,898 Florida resident cases

Data through May 25, 2021 verified as of May 26, 2021 at 09:25 AM

Data in this report are provisional and subject to change.

The table below includes the cities and counties of residence for cases in Florida residents based on the patient's ZIP Code.
Note that city is not always received as part of the initial notification and may be missing while the case is being investigated.

City and county	Cases
Whites Creek, Leon	1
Windermere, Volusia	1
Wtixrat, Dade	1
University Of Central Florida, Lee	1
Unk, Duval	1
Trenton, Dixie	1
Watersound, Bay	1
Wauchula, Desoto	1
Ventura, Orange	1
Vero Beach, Unknown	1
Hudson, Pinellas	1
Indian Rock Beach, Palm Beach	1
Hoosick Falls, Broward	1
Interlachen, Duval	1
Kaclsonville, Duval	1
Kechi, Orange	1
Fort Myers, Broward	1
Florala, Okaloosa	1
Forestville, Volusia	1
Gainesville, Okaloosa	1
Hialeahgardens, Dade	1
Hiram, Leon	1
Greenbrier, Bay	1
Greenville, Palm Beach	1
Groveland, Orange	1
Longwood, Broward	1
Lucedale, St. Lucie	1
Mayaguez, Dade	1
Macclenny, Duval	1
Mantua, Broward	1
Kure Beach, Monroe	1
Lakeland, Palm Beach	1
Jacksonville, Nassau	1
Leesburg, Broward	1
Mexico, Orange	1
Missing, Gilchrist	1
Miami Gardens, Unknown	1
Middletown, Osceola	1
Nantucket, Palm Beach	1
Monroe, Hillsborough	1
Dover, Lee	1
Davenport, Lake	1
Dayton, Citrus	1
Dayton, Orange	1
Dearborn Heights, Hillsborough	1
Edgewood, Broward	1
Elkton, Putnam	1
Cincinnati, Dade	1
Chesterfield, Broward	1
Carteret, Polk	1
Connellsville, Highlands	1
Armstrong, St. Johns	1
Atl, Brevard	1
Alva, Escambia	1
Andalusia, Escambia	1
Arcadia, Highlands	1
Baker, Santa Rosa	1
Belleville, Palm Beach	1
Belmont, Santa Rosa	1

COVID-19: characteristics of 2,272,898 Florida resident cases

Data through May 25, 2021 verified as of May 26, 2021 at 09:25 AM

Data in this report are provisional and subject to change.

The table below includes the cities and counties of residence for cases in Florida residents based on the patient's ZIP Code.
Note that city is not always received as part of the initial notification and may be missing while the case is being investigated.

City and county	Cases
Blountstown, Broward	1
Bronson, Alachua	1
Brooker, Alachua	1
Brandon, Pinellas	1
Bradenton, Clay	1
Bonita, Lee	1
Bocaraten, Palm Beach	1
Palm Coast, Duval	1
Orlando, Union	1
Ovido, Seminole	1
Oxford, Palm Beach	1
Opalocka, Dade	1
North Canton, Palm Beach	1
Oakland, Leon	1
Ocala, Alachua	1
Okeechobee, St. Lucie	1
Miami, Collier	1
Miami, St. Lucie	1
Marshall, Palm Beach	1
New Richmond, Volusia	1
Steinhatchee, Madison	1
Spring Park, Alachua	1
South Burlington, Orange	1
Sarasota, Charlotte	1
Sarasota, Hillsborough	1
Shannon, Collier	1
Soddy Daisy, Broward	1
Soldotna, Broward	1
Saint Cloud, Lee	1
Saint Johns, Orange	1
San Antonio, Sarasota	1
Sanford, Volusia	1
Panama City, Walton	1
Perry, Leon	1
Perth Amboy, Monroe	1
Rio Dell, Volusia	1
Rochelle, Volusia	1
Port Saint Lucie, Orange	1
Princeton, Alachua	1
Provincetown, Collier	1
Winter Park, Osceola	1
Wood River, Polk	1
Worcester, Palm Beach	1
Wheaton, Lee	1
Wilmington, Broward	1
Wesley Chapel, Alachua	1
Umatilla, Alachua	1
University Of Central Florida, Monroe	1
Tampa, Volusia	1
Tangerine, Seminole	1
Tamarac, Seminole	1
Virginia Beach, Hernando	1
Waco, Broward	1
Washington, Broward	1
Tewksbury, Orange	1
Toms River, Dade	1
Winter Park, Alachua	1
Bronx, Broward	1
Carol Stream, Orange	1

COVID-19: characteristics of 2,272,898 Florida resident cases

Data through May 25, 2021 verified as of May 26, 2021 at 09:25 AM

Data in this report are provisional and subject to change.

The table below includes the cities and counties of residence for cases in Florida residents based on the patient's ZIP Code.
Note that city is not always received as part of the initial notification and may be missing while the case is being investigated.

City and county	Cases
Castleberry, Escambia	1
Buffalo, Palm Beach	1
Bryant, Alachua	1
Alanson, Bay	1
Aollywoss, Dade	1
Apo, Pasco	1
Apopka, Flagler	1
Belleair, Hillsborough	1
Bohealia, Lee	1
Blowing Rock, Polk	1
Dorchester, Orange	1
Estero, Collier	1
Fanning Springs, Levy	1
Felton, Manatee	1
Deland, Polk	1
Cumberland, Palm Beach	1
Dade City, Hillsborough	1
Dallas, Lee	1
De Leon Springs, Putnam	1
Dearborn, Lee	1
Clear Brook, Lee	1
Charlotte, Pasco	1
Crestview, Holmes	1
College Station, Lake	1
Columbus, Brevard	1
Cookeville, Seminole	1
Cooksville, Duval	1
Coral Gable, Dade	1
Fort Myers, Dade	1
Florala, Escambia	1
Gainesville, Baker	1
Gilmer, Dade	1
Grassy Key, Monroe	1
Haledon, Dade	1
Jacksonville, Manatee	1
Jamaica, Broward	1
Kingsland, Duval	1
Kissimmee, Brevard	1
Haverford, Hillsborough	1
Herrin, Orange	1
Jersey City, Polk	1
Miamf, Dade	1
Miami G, Dade	1
Marianna, Calhoun	1
Los Angeles, Palm Beach	1
Lyndhurst, Broward	1
Magnolia Square, Osceola	1
Maitland, Alachua	1
Labelle, Dade	1
Lake In The Hills, Columbia	1
Lake Placid, Alachua	1
Lake Worth Beach, Broward	1
Lemoyne, Manatee	1
Lawrence Township, Palm Beach	1
Lander, Citrus	1
Las Vegas, Orange	1
Zolfo Springs, Polk	1
Westbrook, Dade	1
Wichita, Volusia	1

COVID-19: characteristics of 2,272,898 Florida resident cases

Data through May 25, 2021 verified as of May 26, 2021 at 09:25 AM

Data in this report are provisional and subject to change.

The table below includes the cities and counties of residence for cases in Florida residents based on the patient's ZIP Code.
Note that city is not always received as part of the initial notification and may be missing while the case is being investigated.

City and county	Cases
Winder Garden, Orange	1
Windermere, Leon	1
Windermere, Osceola	1
Windermere, Seminole	1
Winter Garden, Broward	1
Wells, Polk	1
Winter Garden, Pinellas	1
Yukon, Broward	1
Winter Park, Broward	1
Tulsa, Orange	1
Sun City Center, Hardee	1
Tiffin, Highlands	1
Washington, Unknown	1
Shelton, Manatee	1
Sodus, Charlotte	1
Tallahassee, Duval	1
Tampa, Palm Beach	1
Tavares, Marion	1
Temple Terrace, Pasco	1
Spring Hill , Hernando	1
Spring Hill, Dade	1
Starke, Clay	1
Stone Mountain, Palm Beach	1
Plantation, Orange	1
Pompano Beach, Martin	1
Potomac, Palm Beach	1
Port Everglades, Broward	1
Parker, Dade	1
Parker, Leon	1
Palm Coast, Polk	1
Orlando, Columbia	1
Orlando, Indian River	1
Pacifica, Dade	1
Saint Petersburg, St. Lucie	1
Sandford, Seminole	1
Sarasota, Flagler	1
Saxis, Lee	1
Schenectady, Polk	1
Sebastian, St. Lucie	1
Sebring, Lee	1
Rye, Duval	1
Rex, Duval	1
Navarre, Dade	1
New Orleans, Palm Beach	1
Newark, Broward	1
Newburgh, Bay	1
Orange Park , Duval	1
Orem, Broward	1
Orlando, Sarasota	1
Orlando, Unknown	1
Oviedo, Brevard	1
Old Town, Alachua	1
Omaha, Palm Beach	1
Ona, Manatee	1
Ocoee, Osceola	1
Okeechobee, Broward	1
North Pole, Seminole	1
North Port, Lee	1
Littleton, Dade	1

COVID-19: characteristics of 2,272,898 Florida resident cases

Data through May 25, 2021 verified as of May 26, 2021 at 09:25 AM

Data in this report are provisional and subject to change.

The table below includes the cities and counties of residence for cases in Florida residents based on the patient's ZIP Code.
Note that city is not always received as part of the initial notification and may be missing while the case is being investigated.

City and county	Cases
Los Angeles, Hardee	1
Macdill Air Force Base, Hillsborough	1
Manchester, Okaloosa	1
Margate, Dade	1
Marshall, Dade	1
Medford, Palm Beach	1
Miami, Manatee	1
Miami Beach, Broward	1
Middlesburg, Duval	1
Lewisburg, Pasco	1
Leesburg, Marion	1
Lake City, Hamilton	1
La Grange, Dade	1
Harrison, Pinellas	1
Holly Ridge, Orange	1
Homeless, Polk	1
Homosassa, Hernando	1
Homossassa, Citrus	1
Jerusalem, St. Johns	1
Foley, Escambia	1
Granada Hills, Broward	1
Guilford, Dade	1
Fort Myers, Manatee	1
Fort Myers-, Lee	1
Gainesville, Duval	1
Cuttler Bay, Dade	1
Cypress, Leon	1
Deland, St. Lucie	1
Deltona, Orange	1
Davenport, Orange	1
Daytona Beach, Unknown	1
East Hampton, Palm Beach	1
Altoona, Marion	1
Argyle, Walton	1
Athens, Duval	1
Bogota, Orange	1
Bal Harbor, Dade	1
Bridgeport, Dade	1
Bronx, Palm Beach	1
Bradenton, Dade	1
Bradenton, Osceola	1
Cambridge, Broward	1
Clermont, Seminole	1
Clermont, Volusia	1
Clewiston, Glades	1
Coconut Creek, Dade	1
Columbus, Dade	1
Conway, Leon	1
Coventry, Broward	1
Boston, Dade	1
Brewster, Volusia	1
Bryn Mawr, Palm Beach	1
Burkeville, Brevard	1
Camden Wyoming, Duval	1
Boca Raton,, Palm Beach	1
Bear Grass, Palm Beach	1
Azalea Park, Osceola	1
Altamonte, Orange	1
Alva, Collier	1

COVID-19: characteristics of 2,272,898 Florida resident cases

Data through May 25, 2021 verified as of May 26, 2021 at 09:25 AM

Data in this report are provisional and subject to change.

The table below includes the cities and counties of residence for cases in Florida residents based on the patient's ZIP Code.
Note that city is not always received as part of the initial notification and may be missing while the case is being investigated.

City and county	Cases
Amelia Village, Nassau	1
Allentown, Putnam	1
Apple Creek, Citrus	1
Barefoot Beach, Lee	1
Battle Creek, Manatee	1
Avon, Manatee	1
Aventura, Osceola	1
Conifer, Lee	1
Cutler Bay, Broward	1
Clarksboro, Lee	1
Chipley, Holmes	1
Chipley, Jackson	1
Celebration, Palm Beach	1
Chattanooga, Dade	1
Elbow Lake, Palm Beach	1
Everett, Dade	1
Eatonville, Seminole	1
Dale City, Dade	1
Daniel Island, Bay	1
Dunellen, Dade	1
Diamond, Highlands	1
Doral, Broward	1
Fort Denaud, Glades	1
Fort Meyers, Lee	1
Fairless Hills, Broward	1
Fl State Lot, Leon	1
Flamingo Lodge, Dade	1
Fortwalton Beach, Okaloosa	1
Garland, Orange	1
Homer, Escambia	1
Hialeah, Unknown	1
Hickory, Lee	1
Havana, Leon	1
Hersey, Pinellas	1
Longwood, Orange	1
Lansdale, Lake	1
Lapeer, Manatee	1
Lehigh Cares, Lee	1
Live Oak, Columbia	1
Loganville, Orange	1
Lake Mary, Lake	1
Jeffersonville, Broward	1
Newtown, Dade	1
Ocean City, Broward	1
Old Town, Gilchrist	1
Opa Locka, Polk	1
Orem, Sarasota	1
Oviedo, Leon	1
Middleburg, Duval	1
Midland, Osceola	1
Missing, Hamilton	1
Missing, Wakulla	1
Monterey, Broward	1
Mumford, Manatee	1
N/A, Duval	1
Naples, Alachua	1
Miami, Charlotte	1
Miamii, Dade	1
San Antonio, Dade	1

COVID-19: characteristics of 2,272,898 Florida resident cases

Data through May 25, 2021 verified as of May 26, 2021 at 09:25 AM

Data in this report are provisional and subject to change.

The table below includes the cities and counties of residence for cases in Florida residents based on the patient's ZIP Code.
Note that city is not always received as part of the initial notification and may be missing while the case is being investigated.

City and county	Cases
Sanford, Palm Beach	1
Sebastian, Lake	1
Ridgewood, Broward	1
Riverview, Manatee	1
Rochester, Broward	1
Roseland, Palm Beach	1
Republic, Monroe	1
Richmond, Palm Beach	1
Russellville, Hillsborough	1
Saint Augustine, Okaloosa	1
Pompano Beach, Alachua	1
Porter Ranch, Dade	1
Raiford, Bradford	1
Ponte Vedra Beach, Orange	1
Port Orange , Volusia	1
Port Saint Lucie, Indian River	1
University Of Central Fl, Pasco	1
Union City, Bradford	1
Steinhatchee, Alachua	1
Tower Lakes, Lee	1
Tallahassee, Wakulla	1
Tampa, Escambia	1
Tampa, Manatee	1
Tangerine, Lake	1
Wesley Chapel, Hillsborough	1
Village Of Palm Springs, Palm Beach	1
Virginia Beach, Alachua	1
Wayne, Palm Beach	1
Webster, Pasco	1
Wekiva Springs, Orange	1
Westerville, Hillsborough	1
Wilton Manors, Dade	1
Wilbur By The Sea, Volusia	1
Willowbrook, Lee	1
Wilmington, Pasco	1
Windermere, Okaloosa	1
Winter Garden, Hillsborough	1
Woodland Hills, Brevard	1
Youngstown, Calhoun	1
Yulee, Duval	1
Summerville, Dade	1
Tallahassee, Escambia	1
Stockbridge, Leon	1
Sullivans Island, Dade	1
Tinley Park, Lee	1
University Of Central Fl, Dade	1
Telluride, Lee	1
Tampa, Lee	1
Tampa, Polk	1
Riverview, Pinellas	1
Rochester, Lee	1
Rosemary Beach, Bay	1
Saint Cloud, Orange	1
Saint Petersburg, Dade	1
San Juan, Osceola	1
San Pedro Sula, Dade	1
Sandy, Duval	1
Sevierville, Dade	1
South Otselic, Dade	1

COVID-19: characteristics of 2,272,898 Florida resident cases

Data through May 25, 2021 verified as of May 26, 2021 at 09:25 AM

Data in this report are provisional and subject to change.

The table below includes the cities and counties of residence for cases in Florida residents based on the patient's ZIP Code.
Note that city is not always received as part of the initial notification and may be missing while the case is being investigated.

City and county	Cases
Southampton, Palm Beach	1
Plant City, Hendry	1
Plant City, Pinellas	1
Richmond Heights, Dade	1
Ponce, Orange	1
Port Saint Lucie, Duval	1
Pound Ridge, Leon	1
Orlando, Highlands	1
Orem, Nassau	1
Olando, Orange	1
Parlin, Broward	1
Wellington, Broward	1
West Lafayette, Desoto	1
West Simsbury, Collier	1
Windermere, Polk	1
Winter Park, Lake	1
Wayne, Dade	1
Winter, Pinellas	1
Downers Grove, St. Lucie	1
Export, Palm Beach	1
Fort Myers, Lake	1
Felda, Palm Beach	1
Flagler Beach, Volusia	1
Flora, Lee	1
Fruitland Park, Sumter	1
Gainesville, Marion	1
Gastonia, Polk	1
Fresno, Pasco	1
Green, Clay	1
Greensburg, Orange	1
Greenville, Monroe	1
Groveland, Broward	1
Gulf Shores, Escambia	1
Clearwater, Highlands	1
Columbia, Orange	1
Coral Gables, Unknown	1
Crestview, Dade	1
Dade City, Polk	1
Darien, Pasco	1
Delrey Beach, Palm Beach	1
Arcadia, Charlotte	1
Aspen, Palm Beach	1
Atl, Broward	1
Atlanta, Broward	1
Aurburndale, Polk	1
Aventura, Unknown	1
Azalea Park, Sarasota	1
Biscayne Park, Broward	1
Alpharetta, Alachua	1
Apalachicola, Leon	1
Brooksville, Columbia	1
Bryn Mawr, Collier	1
Canfield, Duval	1
Naugatuck, Lee	1
Myakka, Duval	1
Newport Beach, Palm Beach	1
North Adams, Manatee	1
North Little Rock, Palm Beach	1
Northville, Broward	1

COVID-19: characteristics of 2,272,898 Florida resident cases

Data through May 25, 2021 verified as of May 26, 2021 at 09:25 AM

Data in this report are provisional and subject to change.

The table below includes the cities and counties of residence for cases in Florida residents based on the patient's ZIP Code.
Note that city is not always received as part of the initial notification and may be missing while the case is being investigated.

City and county	Cases
Ocala, Indian River	1
Ocoee, Broward	1
Ocoee, Polk	1
New Vernon, Sarasota	1
New York, Broward	1
Missing, Hendry	1
Missing, Baker	1
Milford, Palm Beach	1
Minneapolis, Broward	1
Hilliard, Dade	1
Hollywood, Leon	1
Homestead, Monroe	1
Humble, Broward	1
Harrison, Dade	1
Havanna, Gadsden	1
Jacksonville, Flagler	1
Jacksonville, Palm Beach	1
Johns Island, Wakulla	1
Knoxville, Duval	1
Lake City, Volusia	1
Matlacha Island, Lee	1
Melbourne, Dade	1
Melbourne, Orange	1
Miami Beach, Palm Beach	1
Miami Granders, Dade	1
Los Angeles, Polk	1
Lakeland, Pasco	1
Total	**2,272,898**

COVID-19: additional surveillance information

Data through May 25, 2021 verified as of May 26, 2021 at 09:25 AM

Data in this report are provisional and subject to change.

Statewide emergency department (ED) chief complaint and admission data

Daily percent of ED visits statewide that result in **cough-associated admissions**

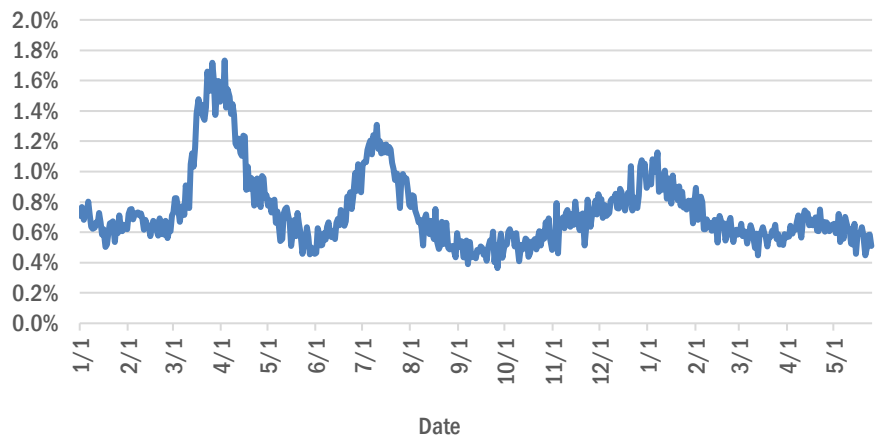

Daily percent of ED visits that mention **cough**, **fever**, or **shortness of breath**

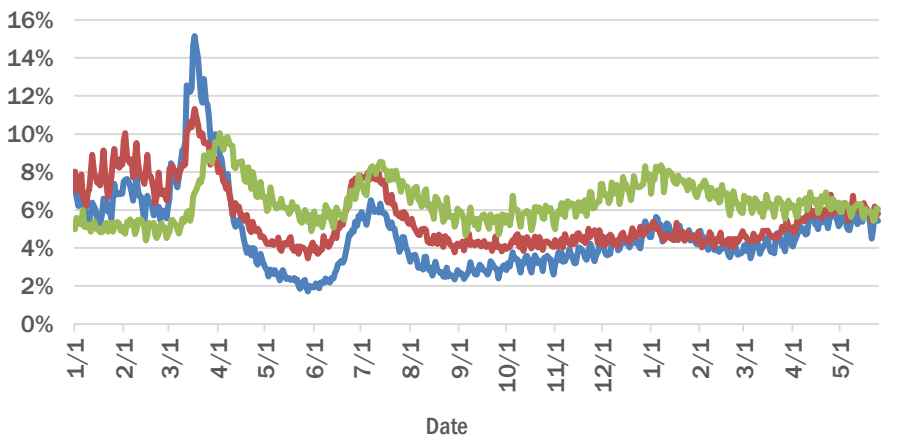

Daily percent of ED visits statewide that mention cough by age group

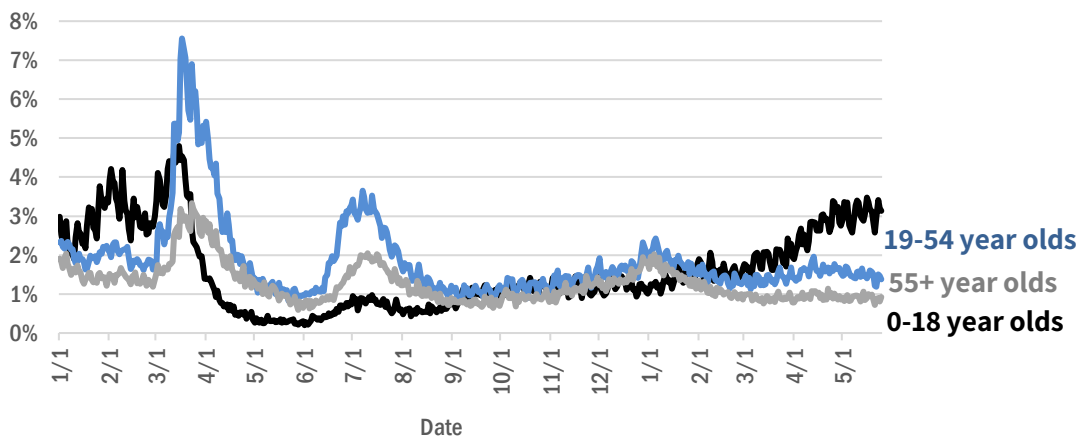

The Electronic Surveillance System for the Early Notification of Community-Based Epidemics (ESSENCE-FL) includes chief complaint data from 211 of 211 Florida EDs. Data are transmitted electronically to ESSENCE-FL daily or hourly.

COVID-19: testing by laboratory

Data through May 25, 2021 verified as of May 26, 2021 at 09:25 AM

Data in this report are provisional and subject to change.

The numbers in the table below represent the number of Florida and non-Florida residents for whom test results were received by the Department of Health. A person can be tested by more than one laboratory and can have both positive and negative results. **Therefore, the sum of the numbers in each column will be larger than the total number of people tested.**

Reporting lab	Inconclusive	Negative	Positive	Percent positive	Total
CURATIVE LABS	16,894	1,889,751	290,924	13%	2,197,569
LABORATORY CORPORATION OF AMERICA	2,692	1,743,221	234,734	12%	1,980,647
QUEST DIAGNOSTICS	12,597	1,459,762	212,317	13%	1,684,676
BIO REFERENCE LABORATORIES, INC	7,571	1,008,285	192,515	16%	1,208,371
HELIX	11,293	818,153	139,151	14%	968,597
NOMI_HEALTH	3,930	658,215	86,276	12%	748,421
REALTOX LABS LLC	7,101	636,024	104,287	14%	747,412
RCA LABORATORY SERVICES, LLC/GENETWORX		533,201	58,355	10%	591,556
PALM BEACH BALLPARK		445,456	49,293	10%	494,749
PWNHEALTH	2,581	380,192	50,765	12%	433,538
GENETWORX	661	390,600	33,005	8%	424,266
CDR MAGUIRE - HEALTH CARE CENTER		338,620	51,564	13%	390,184
IMPACT HEALTH BIOMETRIC TESTING, INC	1,058	244,573	29,120	11%	274,751
BPHL-JACKSONVILLE	18	211,513	36,020	15%	247,551
EAST FLORIDA STATE COLLEGE - BREVARD☐		212,886	26,986	11%	239,872
ADVENTHEALTH LAB	99	203,361	25,719	11%	229,179
BPHL-MIAMI	225	186,349	29,727	14%	216,301
FULGENT DIAGNOSTICS LABORATORY	4,258	186,176	21,389	10%	211,823
NOMI HEALTH LAB SERVICES		172,683	20,013	10%	192,696
MAKO GENOMICS	8,275	147,388	27,145	15%	182,808
AEGIS SCIENCES CORPORATION	1,548	156,332	23,434	13%	181,314
BAYCARE LABORATORIES LLC	704	157,191	12,867	8%	170,762
CB SMITH PARK		150,114	18,793	11%	168,907
MAYO CLINIC LABORATORIES	348	149,012	18,154	11%	167,514
MEMORIAL REGIONAL HOSPITAL SOUTH	31	133,809	26,270	16%	160,110
ORLANDO HEALTH SYSTEM	687	144,941	14,395	9%	160,023
ELABNETWORK	1,059	140,229	12,048	8%	153,336
BIOCOLLECTIONS WORLDWIDE, INC	782	123,656	14,023	10%	138,461
ASCENSION SACRED HEART HOSPITAL - PENSACOLA	2	120,053	18,252	13%	138,307
AKESOGEN		110,759	21,111	16%	131,870
TESTING MATTERS INC	1,560	107,702	20,234	16%	129,496
NORTHWEST LABORATORY	247	121,173	6,479	5%	127,899
BPHL-TAMPA (SPECTRUM BLVD)	46	100,324	18,420	16%	118,790
TAMPA GENERAL HOSPITAL	4	107,281	10,088	9%	117,373
UF HEALTH MEDICAL LAB	33	106,841	9,952	9%	116,826
ADVENT HEALTH LAB	112	101,258	13,955	12%	115,325
MEDICAL DIAGNOSTIC LABORATORIES	977	98,621	14,224	12%	113,822
BAPTIST HEALTH SOUTH FLORIDA	402	95,001	13,751	13%	109,154
DIATHERIX LABORATORIES (VRL EUROFINS)	1	93,641	13,672	13%	107,314
KORVALABS, INC	1,286	92,843	4,759	5%	98,888
SUNPATH MEDICAL DIAGNOSTICS LABORATORY	851	81,172	12,500	13%	94,523
LAKELAND REGIONAL MEDICAL CENTER	347	79,719	10,183	11%	90,249
JACKSON MEMORIAL HOSPITAL CLINICAL LAB	79	76,698	12,743	14%	89,520
MINUTECLINIC LLC		77,008	12,199	14%	89,207
ASCENSION ST VINCENT'S - RIVERSIDE	2	78,186	10,853	12%	89,041
SOUTH MIAMI HOSPITAL LAB	483	77,654	10,487	12%	88,624
INGENIOUS PERSONALIZED MEDICINE	304	69,194	13,440	16%	82,938

COVID-19: testing by laboratory

Data through May 25, 2021 verified as of May 26, 2021 at 09:25 AM

Data in this report are provisional and subject to change.

The numbers in the table below represent the number of Florida and non-Florida residents for whom test results were received by the Department of Health. A person can be tested by more than one laboratory and can have both positive and negative results. **Therefore, the sum of the numbers in each column will be larger than the total number of people tested.**

Reporting lab	Inconclusive	Negative	Positive	Percent positive	Total
UF HEALTH SHANDS HOSPITAL	560	70,700	4,987	7%	76,247
AMERICAN HEALTH ASSOCIATES	9	68,724	5,558	7%	74,291
APPLIED INGENUITY DIAGNOSTICS LLC		68,831	3,508	5%	72,339
AIT LABORATORIES		57,162	6,973	11%	64,135
BAPTIST HEALTH - JACKSONVILLE	4	59,288	4,319	7%	63,611
GENESIS REFERENCE LABORATORIES		56,443	5,575	9%	62,018
AMELIA EARHART		52,759	8,495	14%	61,254
ADVENTIST HEALTH SYSTEMS SUNBELT INC DBA		53,226	6,925	12%	60,151
SARASOTA MEMORIAL HOSPITAL MAIN LAB	12	53,362	4,312	7%	57,686
NICKLAUS CHILDREN'S HOSPITAL	75	51,210	6,073	11%	57,358
BROWARD GENERAL MEDICAL CENTER-CLINICAL LAB	2	50,810	5,383	10%	56,195
TALLAHASSEE MEMORIAL HOSPITAL	242	49,111	5,730	10%	55,083
ARUP LABORATORIES	16	50,120	2,926	6%	53,062
FLORIDA HOSPITAL - TAMPA	37	49,052	3,729	7%	52,818
MEDFAST URGENT CARE CENTERS, LLC	20	45,804	6,765	13%	52,589
DWIC OF TAMPA BAY INC		44,292	6,023	12%	50,315
INTEGRATED REGIONAL LABORATORIES LLP	16	43,667	6,004	12%	49,687
UNIVERSITY OF MIAMI HOSPITAL	175	42,495	4,089	9%	46,759
LEE HEALTH - CAPE CORAL HOSPITAL	3	40,278	6,265	13%	46,546
MILLENNIUM PHYSICIAN GROUP	17	38,690	7,580	16%	46,287
VIRACOR EUROFINS		36,117	9,851	21%	45,968
UF HEALTH JACKSONVILLE	62	40,557	4,468	10%	45,087
ECCO LAB GROUP CO	547	37,669	4,828	11%	43,044
MOUNT SINAI MEDICAL CENTER	18	36,760	3,767	9%	40,545
ST JOSEPHS HOSPITAL LABORATORY	23	35,637	4,329	11%	39,989
NORTH FLORIDA REGIONAL MEDICAL CENTER		36,027	3,850	10%	39,877
NIGHT LITE PEDIATRIC CENTER LLC		35,751	3,641	9%	39,392
BRANDON REGIONAL HOSPITAL		34,216	4,359	11%	38,575
GENESIS MEDICAL LABORATORY	480	31,508	5,361	14%	37,349
STS LAB 2 LLC	6	35,343	1,917	5%	37,266
ORANGE COUNTY CONVENTION CENTER		33,330	3,724	10%	37,054
WALGREENS	38	30,624	5,625	16%	36,287
MIAMI DADE COUNTY☐		32,091	3,527	10%	35,618
JUPITER MEDICAL CENTER LAB	88	32,233	3,034	9%	35,355
JFK MEDICAL CENTER LAB	1	30,907	3,781	11%	34,689
HOLY CROSS HOSPITAL CLINICAL LAB	1	31,294	2,816	8%	34,111
PALMETTO GENERAL HOSPITAL LAB	3	28,579	5,278	16%	33,860
WATSON CLINIC LLP		26,515	6,149	19%	32,664
AVENTUS BIO LABS	17	27,855	3,697	12%	31,569
CLEVELAND CLINIC TRADITION HOSPITAL		28,618	2,323	8%	30,941
CLEVELAND CLINIC HOSPITAL LAB	4	27,155	2,742	9%	29,901
INFINITY BIOLOGIX LLC (GINKO BIOWORKS)	118	27,333	1,261	4%	28,712
MALABAR MEDICAL WALK IN CLINIC	1	23,905	4,669	16%	28,575
HEALTHLINK DIAGNOSTIC LABORATORIES	303	25,513	2,509	9%	28,325

COVID-19: testing by laboratory

Data through May 25, 2021 verified as of May 26, 2021 at 09:25 AM

Data in this report are provisional and subject to change.

The numbers in the table below represent the number of Florida and non-Florida residents for whom test results were received by the Department of Health. A person can be tested by more than one laboratory and can have both positive and negative results. **Therefore, the sum of the numbers in each column will be larger than the total number of people tested.**

Reporting lab	Inconclusive	Negative	Positive	Percent positive	Total
MIAMI BEACH CONVENTION CENTER		26,105	2,111	7%	28,216
MORTON PLANT HOSPITAL-ADLER INSTITUTE	26	24,567	2,942	11%	27,535
ACCESS DX LABORATORY	234	24,801	2,165	8%	27,200
LAB DIAGNOSTICS LLC	411	20,506	5,412	21%	26,329
SAINT MARY'S MEDICAL CENTER	27	23,733	2,546	10%	26,306
UNITED CLINICAL LABORATORY LLC	3	23,075	2,819	11%	25,897
BAYFRONT HEALTH - ST PETERSBURG	17	22,351	2,741	11%	25,109
DRS CLACK SPENCER WHITE & MCCORMACK PA D/B/A		22,821	2,195	9%	25,016
PANCARE OF FLORIDA INC		21,435	2,581	11%	24,016
VISTA CLINICAL DIAGNOSTICS	495	20,409	2,305	10%	23,209
STATLAB_MOBILE	1	20,547	2,064	9%	22,612
HOMESTEAD HOSPITAL CLINICAL LABORATORY	27	18,584	3,727	17%	22,338
NAPLES COMMUNITY HOSPITAL	76	20,118	2,085	9%	22,279
PATIENTS FIRST LAKE ELLA MEDICAL CENTER PA		18,765	3,351	15%	22,116
LAWNWOOD REGIONAL MEDICAL CENTER	1	19,549	2,561	12%	22,111
CLARITY LAB SOLUTIONS	119	19,721	2,217	10%	22,057
LEESBURG REGIONAL MEDICAL CENTER		19,449	2,594	12%	22,043
SYNERGY DIAGNOSTIC LABORATORY	98	19,160	2,547	12%	21,805
NORTHWEST MEDICAL CENTER	1	19,127	2,525	12%	21,653
OSCEOLA REGIONAL MEDICAL CENTER	1	18,901	2,548	12%	21,450
MEMORIAL HOSPITAL JACKSONVILLE	8	18,095	2,959	14%	21,062
ADVENT HEALTH - DAYTONA BEACH	32	18,890	1,827	9%	20,749
LABS ASAP LLC		18,958	1,723	8%	20,681
EXACT SCIENCES LABORATORIES	1	18,177	2,309	11%	20,487
ORANGE PARK MEDICAL CENTER	9	17,442	2,942	14%	20,393
BETHESDA HOSPITAL EAST		18,463	1,746	9%	20,209
OAK HILL HOSPITAL		17,937	2,132	11%	20,069
DELRAY MEDICAL CENTER LAB	3	17,838	1,860	9%	19,701
MEMORIAL REGIONAL HOSPITAL CLINICAL LABORATORY	11	18,415	1,189	6%	19,615
MEDRITE MEDICAL CARE, PC	6,840	11,555	1,080	6%	19,475
NEMOURS CHILDRENS HOSPITAL	1	18,048	1,120	6%	19,169
BAPTIST HEALTH - SOUTH		17,782	1,385	7%	19,167
INDIAN RIVER PATHOLOGY LLC		17,755	1,364	7%	19,119
WEST KENDALL BAPTIST HOSPITAL	14	15,637	3,377	18%	19,028
ADVENTHEALTH CENTRA CARE LAKE BUENA VISTA		16,269	2,224	12%	18,493
LARGO MEDICAL CENTER		16,302	1,895	10%	18,197
WINTER HAVEN HOSPITAL CLINICAL LABORATORY	4	15,237	2,680	15%	17,921
MEDICAL CENTER OF TRINITY CLINICAL LABORATORY	2	16,081	1,765	10%	17,848
PALMS WEST HOSPITAL LAB	2	15,535	2,249	13%	17,786
MOLECULAR INFECTIOUS DISEASES	678	16,308	748	4%	17,734
HEALTH CENTER AT SINAI RESIDENCES		16,924	506	3%	17,430
NATIONWIDE LABORATORY SERVICES INC	572	14,902	1,916	11%	17,390
LEE DAVIS COMMUNITY RESOURCE CENTER		14,790	2,407	14%	17,197
BIOCERNA LABS	461	14,582	2,112	12%	17,155
ACCESS MEDICAL LABORATORIES	4	8,769	8,336	49%	17,109

COVID-19: testing by laboratory

Data through May 25, 2021 verified as of May 26, 2021 at 09:25 AM

Data in this report are provisional and subject to change.

The numbers in the table below represent the number of Florida and non-Florida residents for whom test results were received by the Department of Health. A person can be tested by more than one laboratory and can have both positive and negative results. **Therefore, the sum of the numbers in each column will be larger than the total number of people tested.**

Reporting lab	Inconclusive	Negative	Positive	Percent positive	Total
MERCY HOSPITAL A CAMPUS OF PLANTATION GEN HOSP LAB	1	14,474	2,418	14%	16,893
UHEALTH CORAL GABLES/LENNAR MED CTR	55	15,658	1,108	7%	16,821
LEE HEALTH - LEE MEMORIAL HOSPITAL		12,914	3,865	23%	16,779
THE HEALTHCARE DISTRICT OF PALM BEACH COUNTY	51	14,633	2,063	12%	16,747
FULGENT DIAGNOSTICS	172	15,559	1,009	6%	16,740
BAPTIST HEALTHCARE - BAPTIST HOSPITAL	6	13,353	3,369	20%	16,728
WESTSIDE REGIONAL MED CTR	2	14,237	2,327	14%	16,566
WEST FLORIDA HOSPITAL LAB	2	13,295	3,244	20%	16,541
GOOD SAMARITAN MEDICAL CENTER LAB	2	14,441	2,021	12%	16,464
REGIONAL MEDCIAL CENTER BAYONET POINT	2	15,120	1,318	8%	16,440
WELLINGTON REGIONAL MED CTR LAB	6	14,468	1,798	11%	16,272
PRIVA PATH LABS	83	15,152	1,028	6%	16,263
THE VILLAGES REGIONAL HOSPITAL		14,263	1,470	9%	15,733
GULF COAST MEDICAL CENTER MICROLAB		12,380	3,244	21%	15,624
AVENTURA HOSPITAL LAB		12,768	2,771	18%	15,539
CORAL GABLES HOSPITAL CLINICAL LABORATORY		13,198	2,173	14%	15,371
CARDIOPATH	84	13,223	1,936	13%	15,243
CAPITAL REGIONAL MEDICAL CTR		12,494	2,611	17%	15,105
BAPTIST HEALTH SOUTH FLORIDA - WEST KENDALL URGENT CARE		12,568	2,411	16%	14,979
BLAKE MEDICAL CENTER		13,111	1,696	11%	14,807
WEST BOCA MEDICAL CENTER LAB		13,753	1,037	7%	14,790
PRECISION HEALTH RESOURCES LLC		13,798	967	7%	14,765
NONA SCIENTIFIC	5	11,557	3,199	22%	14,761
LEE HEALTH - HEALTH PARK MEDICAL CENTER		12,382	2,234	15%	14,616
HALIFAX MEDICAL CENTER LAB	40	12,442	2,100	14%	14,582
INDIAN RIVER MEDICAL CENTER LAB		13,669	852	6%	14,521
MANATEE MEMORIAL HOSPITAL		13,256	1,199	8%	14,455
CernerELR_Advent		12,515	1,657	12%	14,172
PHYSICIANS REGIONAL MEDICAL CENTER - PINE RIDGE RD	1	12,842	1,328	9%	14,171
FAU		12,946	1,161	8%	14,107
PALM BEACH GARDENS MEDICAL CTR LAB		12,750	1,343	10%	14,093
ST ANTHONY'S HOSPITAL LAB	30	12,207	1,690	12%	13,927
PLANTATION GENERAL HOSPITAL		11,834	2,068	15%	13,902
LAKE CITY MEDICAL CENTER		11,302	2,386	17%	13,688
ST JOSEPHS HOSPITAL	18	11,479	1,943	14%	13,440
FLORIDA HOSPITAL HEARTLAND MED CTR CLINICAL LAB	33	11,693	1,615	12%	13,341
FLORIDA MEDICAL CENTER - A CAMPUS OF NORTH SHORE	2	11,694	1,555	12%	13,251
ADVENTHEALTH CENTRA CARE WATERFORD LAKES		11,002	2,128	16%	13,130
FLORIDA LABORATORY ANALYSIS		11,520	1,586	12%	13,106
CENTRAL FLORIDA REGIONAL HOSPITAL		11,609	1,324	10%	12,933
LARKIN COMMUNITY HOSPITAL	10	11,292	1,595	12%	12,897
PATHNOSTICS	47	10,328	2,486	19%	12,861
GENOVA DIAGNOSTICS LABORATORY	71	11,634	1,145	9%	12,850
JOHNS HOPKINS ALL CHILDREN'S HOSPITAL		12,090	756	6%	12,846
ADVENT HEALTH - WESLEY CHAPEL	14	11,551	1,178	9%	12,743
DOCTORS HOSPITAL	7	10,707	1,915	15%	12,629
NORTHSIDE HOSPITAL AND HEART INSTITUTE		11,427	1,176	9%	12,603

COVID-19: testing by laboratory

Data through May 25, 2021 verified as of May 26, 2021 at 09:25 AM

Data in this report are provisional and subject to change.

The numbers in the table below represent the number of Florida and non-Florida residents for whom test results were received by the Department of Health. A person can be tested by more than one laboratory and can have both positive and negative results. **Therefore, the sum of the numbers in each column will be larger than the total number of people tested.**

Reporting lab	Inconclusive	Negative	Positive	Percent positive	Total
EXPRESS GENE MOLECULAR DIAGNOSTICS LABORATORY	1	10,913	1,597	13%	12,511
MEASE COUNTRYSIDE LAB	14	11,079	1,354	11%	12,447
CORAL SPRINGS MED CTR		11,213	1,192	10%	12,405
HEALTHQUEST ESOTERICS		10,714	1,682	14%	12,396
FLORIDA HOSPITAL DELAND	10	10,841	1,437	12%	12,288
ADVENTHEALTH CENTRA CARE ST CLOUD	1	10,511	1,744	14%	12,256
VIKOR SCIENTIFIC	49	10,285	1,908	16%	12,242
BAPTIST HEALTH SOUTH FLORIDA - COUNTRY WALK URGENT CARE		10,148	2,062	17%	12,210
COAST DIAGNOSTICS LLC	54	10,837	1,292	11%	12,183
BINAXNOW	10	9,185	2,946	24%	12,141
LAKE CITY HM		11,145	988	8%	12,133
PWN HEALTH	17	9,962	2,089	17%	12,068
WEST PALM HOSPITAL LAB		11,098	884	7%	11,982
FLORIDA HOSPITAL WATERMAN LABORATORY	70	10,997	865	7%	11,932
AMERICAN FAMILY CARE	1	7,309	4,553	38%	11,863
SARKIS CLINICAL TRIALS	25	10,435	1,402	12%	11,862
GENE BY GENE, GENOMICS RESEARCH CENTER LAB	44	11,068	714	6%	11,826
ST MARKS HOSPITAL LABORATORY B	78	10,627	1,002	9%	11,707
H LEE MOFFITT CANCER CENTER LABORATORY	5	11,316	298	3%	11,619
LEON MEDICAL CENTERS LLC		9,348	2,267	20%	11,615
SYNERGY LABORATORIES	37	10,325	1,239	11%	11,601
FLORIDA HOSPITAL FLAGLER	29	10,517	1,025	9%	11,571
FLORIDA HOSPITAL OCALA		10,187	1,174	10%	11,361
NCF DIAGNOSTICS & DNA TECHNOLOGIES LAB	276	10,368	583	5%	11,227
OCALA REGIONAL MEDICAL CENTER		9,801	1,312	12%	11,113
MEDARBOR DIAGNOSTICS	1	9,911	1,165	11%	11,077
NCH DOWNTOWN NAPLES HOSPITAL	18	10,167	872	8%	11,057
BROWARD HEALTH NORTH CLINICAL LABORATORY		9,794	1,184	11%	10,978
INDIAN RIVER MEDICAL CENTER		9,760	1,173	11%	10,933
LEE HEALTH CONVENIENT CARE - PAGE FIELD		9,770	1,128	10%	10,898
MINUTECLINIC LLC		9,380	1,464	14%	10,844
LABSTAT LLC	31	10,259	494	5%	10,784
FLORIDA HOSPITAL OF CARROLLWOOD	23	9,209	1,518	14%	10,750
NORTH SHORE MEDICAL CENTER		8,970	1,723	16%	10,693
NCH NORTH NAPLES HOSPITAL	10	9,710	965	9%	10,685
ADVENTHEALTH CENTRA CARE CLERMONT		9,195	1,475	14%	10,670
LEE HEALTH - GULF COAST MEDICAL CENTER	2	8,660	1,844	18%	10,506
FIRST CHOICE LABORATORY LLC	113	9,765	623	6%	10,501
LARKIN COMMUNITY HOSPITAL INC DBA CARDIOTROPIC		6,819	3,619	35%	10,438
SANTA ROSA MEDICAL CENTER	2	8,838	1,585	15%	10,425
AVECINA MEDICAL	4	6,210	4,201	40%	10,415
FLORIDA HOSPITAL ZEPHYRHILLS	10	9,227	1,151	11%	10,388
ANNE BATES LEACH EYE HOSPITAL/ ABLEH MICROBIOLOGY LABORATORY	9	10,193	135	1%	10,337
ST LUCIE MEDICAL CENTER		8,581	1,735	17%	10,316
BAPTIST HEALTH - BEACHES		9,599	704	7%	10,303
PARAMOUNT URGENT CARE	4	6,635	3,649	35%	10,288
ADVENTHEALTH CENTRA CARE UNIVERSITY	1	9,067	1,212	12%	10,280

COVID-19: testing by laboratory

Data through May 25, 2021 verified as of May 26, 2021 at 09:25 AM

Data in this report are provisional and subject to change.

The numbers in the table below represent the number of Florida and non-Florida residents for whom test results were received by the Department of Health. A person can be tested by more than one laboratory and can have both positive and negative results. **Therefore, the sum of the numbers in each column will be larger than the total number of people tested.**

Reporting lab	Inconclusive	Negative	Positive	Percent positive	Total
ADVENTHEALTH CENTRA CARE WINTER GARDEN	1	8,987	1,162	11%	10,150
ADVENTHEALTH CENTRA CARE WINTER PARK		9,061	1,056	10%	10,117
P4 CLINICAL, LLC	205	8,843	998	10%	10,046
CLEVELAND CLINIC MARTIN NORTH HOSPITAL		9,006	1,035	10%	10,041
MEMORIAL HOSPITAL WEST LABORATORY SERVICES	15	9,032	845	9%	9,892
CLEVELAND CLINIC MARTIN SOUTH HOSPITAL	1	8,843	1,013	10%	9,857
SRQ DRIVE THROUGH☐		8,944	905	9%	9,849
MEMORIAL HOSPITAL MICRO		9,152	621	6%	9,773
AVECINA	20	9,009	706	7%	9,735
BAPTIST HEALTH SOUTH FLORIDA - MIAMI LAKES URGENT CARE		7,692	2,042	21%	9,734
ADVENTHEALTH CENTRA CARE LAKELAND	1	8,373	1,344	14%	9,718
BOSTON HEART DIAGNOSTICS CORP		8,483	1,219	13%	9,702
UNIVERSITY HOSPITAL AND MEDICAL CENTER		8,221	1,461	15%	9,682
PALM BEACH BALL PARK		8,608	1,040	11%	9,648
SOUTH BAY HOSPITAL CLINICAL LAB	1	8,456	984	10%	9,441
ADVENTHEALTH CENTRA CARE HUNTERS CREEK	3	8,119	1,219	13%	9,341
BAYCARE COMMUNITY HEALTH		9,082	199	2%	9,281
QDX PATHOLOGY SERVICES	2	8,809	430	5%	9,241
INFORM DIAGNOSTICS, INC		8,699	532	6%	9,231
ADVENTHEALTH CENTRA CARE LEE ROAD		8,225	989	11%	9,214
WEST MARION COMMUINITY HOSPTIAL LAB		7,754	1,436	16%	9,190
BAYFRONT HEALTH - PORT CHARLOTTE		8,478	686	7%	9,164
POINCIANA MEDICAL CENTER		7,242	1,902	21%	9,144
ADVENTHEALTH CENTRA CARE SANFORD		7,996	1,139	12%	9,135
FLORIDA HOSPITAL FISH MEMORIAL	19	7,721	1,327	15%	9,067
CERNERELR_BAYCARE	43	8,320	616	7%	8,979
MINUTECLINIC LLC #1067		7,738	1,238	14%	8,976
LAKEWOOD RANCH MEDICAL CENTER		8,278	694	8%	8,972
ADVENTHEALTH EXPRESS CARE		7,427	1,520	17%	8,947
KD MEDICAL CHOICE LLC	5	8,163	775	9%	8,943
MORTON PLANT-MEASE	5	7,898	861	10%	8,764
ADVENTHEALTH CENTRA CARE APOPKA	1	7,441	1,239	14%	8,681
EGLIN AIR FORCE BASE	14	6,851	1,806	21%	8,671
WELLINGTON REGIONAL MEDICAL CENTER		8,007	661	8%	8,668
ISPM LABS, LLC DBA CAPSTONE DIAGNOSTICS, LLC		8,249	406	5%	8,655
ADVENTHEALTH CENTRA CARE LAKE MARY	2	7,535	1,101	13%	8,638
GENOSUR LLC	28	8,505	104	1%	8,637
ATLANTIS URGENT CARE	12	6,804	1,809	21%	8,625
ADVENTHEALTH CENTRA CARE DR PHILLIPS		7,719	859	10%	8,578
EMERALD COAST URGENT CARE		6,765	1,773	21%	8,538
HIALEAH HOSPITAL	4	6,687	1,843	22%	8,534
ADVENTHEALTH CENTRA CARE MOUNT DORA		7,266	1,262	15%	8,528
BAPTIST HEALTH SOUTH FLORIDA - WESTCHESTER URGENT CARE		7,045	1,462	17%	8,507
ARCPOINT LABS OF FORT MYERS	5	7,516	967	11%	8,488
ADVENTIST HEALTH SYSTEMS, SUNBELT INC		7,317	1,160	14%	8,477
ADVENTHEALTH CENTRA CARE KISSIMMEE		7,578	875	10%	8,453
SPORTS DRUG TESTING LABORATORY	175	8,028	238	3%	8,441

COVID-19: testing by laboratory

Data through May 25, 2021 verified as of May 26, 2021 at 09:25 AM

Data in this report are provisional and subject to change.

The numbers in the table below represent the number of Florida and non-Florida residents for whom test results were received by the Department of Health. A person can be tested by more than one laboratory and can have both positive and negative results. **Therefore, the sum of the numbers in each column will be larger than the total number of people tested.**

Reporting lab	Inconclusive	Negative	Positive	Percent positive	Total
HOLMES REG MED CENTER CLINICAL LAB		7,550	844	10%	8,394
AVECINA MEDICAL OAKLEAF	3	6,977	1,330	16%	8,310
BAPTIST HEALTH SOUTH FLORIDA - DORAL URGENT CARE		6,656	1,574	19%	8,230
PARAMOUNT URGENT CARE INC	1	5,525	2,704	33%	8,230
OVIEDO MEDICAL CENTER		7,386	825	10%	8,211
CERNERELR_BAPTISTMIAMI	31	7,313	862	11%	8,206
MINUTECLINIC LLC #8396		6,994	1,205	15%	8,199
EMPIRE CITY LABORATORIES INC	102	6,977	1,120	14%	8,199
PHARMCO RX	2	7,723	358	4%	8,083
BAPTIST HEALTH - NASSAU		7,684	386	5%	8,070
SPECTOR SCIENTIFIC LAB	22	6,889	1,143	14%	8,054
MINUTECLINIC		6,907	1,139	14%	8,046
MINUTE CLINIC LLC		7,000	944	12%	7,944
DYNIX DIAGNOSTIX		7,142	759	10%	7,901
ADVENTHEALTH CENTRA CARE ALTAMONTE		6,913	986	12%	7,899
COMMUNITY HEALTH CENTERS OF PINELLAS INC	2	6,354	1,423	18%	7,779
MEDEXPRESS URGENT CARE OF BOYNTON BEACH LLC		7,126	635	8%	7,761
ST PETERSBURG GENERAL HOSPITAL		6,664	1,093	14%	7,757
IMPERIAL POINT MEDICAL CENTER		7,039	659	9%	7,698
SUNCOAST PATHOLOGY ASSOCIATES		7,069	628	8%	7,697
ADVENT HEALTH - HEART OF FLORIDA ER	1	6,690	1,004	13%	7,695
MEDEXPRESS URGENT CARE HUDSON		6,579	1,063	14%	7,642
NCH NORTH NAPLES HOSPITAL LAB	15	6,733	833	11%	7,581
MEDEXPRESS URGENT CARE	2	5,300	2,279	30%	7,581
ADVENTHEALTH CENTRA CARE AZALEA PARK		6,424	1,075	14%	7,499
MINUTECLINIC LLC #3703		5,985	1,356	18%	7,341
AHCC WESLEY CHAPEL		6,486	847	12%	7,333
ST JOSEPHS NORTH HOSPITAL LAB	7	6,247	1,053	14%	7,307
HOLIDAY CVS LLC		6,872	408	6%	7,280
ADVENTHEALTH CENTRA CARE OVIEDO		6,250	1,000	14%	7,250
AVERO DIAGNOSTICS - IRVING	11	6,746	479	7%	7,236
ACUTIS DIAGNOSTICS	171	5,883	1,164	16%	7,218
MEDIPATH LLC		6,578	615	9%	7,193
UNKNOWN	7	3,651	3,534	49%	7,192
FLORIDA COMMUNITY HEALTH CENTER		5,817	1,362	19%	7,179
CLINICAL REFERENCE LABORATORY	2	6,792	372	5%	7,166
FORT WALTON BEACH MEDICAL CENTER		6,194	957	13%	7,151
FLORIDA FAMILY LABORATORY, INC DBA	72	6,547	502	7%	7,121
FLORIDA HOSPITAL NORTH PINELLAS	11	6,462	551	8%	7,024
ANGEL KIDS PEDIATRICS		6,621	366	5%	6,987
RAULERSON HOSPITAL		6,077	906	13%	6,983
SOLARIS DIAGNOSTICS	11	6,305	615	9%	6,931
MEDCOMP SCIENCES LLC	146	4,618	2,139	31%	6,903
LUMINUS DIAGNOSTICS		6,286	562	8%	6,848
DOCTORS URGENT CARE LLC	1	5,541	1,202	18%	6,744
LABORATORY OF FLORIDA LLC	41	6,087	598	9%	6,726
PEDIATRIC HEALTH CARE ALLIANCE PA		6,185	519	8%	6,704

COVID-19: testing by laboratory

Data through May 25, 2021 verified as of May 26, 2021 at 09:25 AM

Data in this report are provisional and subject to change.

The numbers in the table below represent the number of Florida and non-Florida residents for whom test results were received by the Department of Health. A person can be tested by more than one laboratory and can have both positive and negative results. **Therefore, the sum of the numbers in each column will be larger than the total number of people tested.**

Reporting lab	Inconclusive	Negative	Positive	Percent positive	Total
VISTA CLINICAL	8	3,926	2,743	41%	6,677
PUTNAM COMMUNITY MEDICAL CENTER		5,846	818	12%	6,664
ADVENTHEALTH CENTRA CARE LONGWOOD	1	5,775	843	13%	6,619
ADVENTHEALTH CENTRA CARE PORT ORANGE		5,622	995	15%	6,617
MICROGEN DX	4	5,856	734	11%	6,594
ADVENTHEALTH CENTRA CARE SOUTH ORANGE		5,671	912	14%	6,583
ADVENTHEALTH CENTRA CARE ORANGE LAKE		5,759	811	12%	6,570
BAPTIST HEALTH SOUTH FLORIDA - PEMBROKE PINES URGENT CARE		5,411	1,103	17%	6,514
SOUTH FLORIDA BAPTIST HOSPITAL MICRO	4	5,384	1,093	17%	6,481
DOCTORS URGENT CARE OF LUTZ LLC	1	5,269	1,191	18%	6,461
NORTHWEST FLORIDA COMMUNITY HOSPITAL	47	4,924	1,490	23%	6,461
URGENT CARE OF THE PALM BEACHES		5,404	1,051	16%	6,455
ADVENTHEALTH CENTRA CARE SAND LAKE		5,710	707	11%	6,417
PRO CLINIC		5,308	1,104	17%	6,412
MEDEXPRESS URGENT CARE - GOLDEN GATE		5,613	783	12%	6,396
COASTAL MED URGENT CARE		4,691	1,621	26%	6,312
BAPTIST HEALTH - NORTH		5,080	1,199	19%	6,279
MINUTECLINIC LLC # 0709		5,266	953	15%	6,219
ALTRU DIAGNOSTICS INC	4	5,900	302	5%	6,206
ADVENTHEALTH CENTRA CARE WINTER HAVEN	1	4,894	1,310	21%	6,205
ADVENTHEALTH CENTRA CARE LEESBURG		5,110	1,092	18%	6,202
MEDEXPRESS URGENT CARE - ROYAL PALM BEACH		5,511	680	11%	6,191
HEALTH FIRST ADVENTHEALTH CENTRA CARE - TITUSVILLE		5,240	927	15%	6,167
MEDEXPRESS URGENT CARE - ESTERO		5,508	655	11%	6,163
PALMS OF PASADENA HOSPITAL		5,425	595	10%	6,020
BAPTIST HEALTH SOUTH FLORIDA - KENDALE LAKES URGENT CARE		4,881	1,102	18%	5,983
WESTCHESTER HOSPITAL	23	4,887	1,022	17%	5,932
BAYFRONT HEALTH - VENICE REGIONAL MEDICAL	1	5,374	537	9%	5,912
PARAMOUNT URGENT CARE - WINDERMERE	3	4,012	1,868	32%	5,883
DOCTORS HOSPITAL OF SARASOTA CLINICAL LABORATORY		5,113	730	12%	5,843
THE CENTER FOR URGENT CARE	3	4,904	918	16%	5,825
TALLAHASSEE PRIMARY CARE ASSOCIATES		5,187	632	11%	5,819
URGENT CARE CURE	2	5,015	802	14%	5,819
MINUTECLINIC LLC #3662		4,984	820	14%	5,804
HEALTH FIRST ADVENTHEALTH CENTRA CARE GATEWAY	1	5,208	578	10%	5,787
HIGHLANDS REGIONAL MEDICAL CENTER		4,894	891	15%	5,785
MEDEXPRESS URGENT CARE PALM BEACH GARDENS		5,221	543	9%	5,764
MEDICAL DNA LABS LLC	3	5,250	502	9%	5,755
BAPTIST HEALTH SOUTH FLORIDA - TAMIAMI TRAIL URGENT CARE		4,651	1,101	19%	5,752
MINUTECLINIC LLC # 3930		4,989	763	13%	5,752
SUNRISE MEDICAL LABORATORIES	2	5,322	411	7%	5,735
MEDEXPRESS URGENT CARE - LAKELAND		5,009	703	12%	5,712
ESCAMBIA COMMUNITY CLINICS INC	8	4,337	1,352	24%	5,697
BAYFRONT HEALTH - SEVEN RIVERS		5,169	486	9%	5,655
BAPTIST HEALTH SOUTH FLORIDA - CORAL SPRINGS URGENT CARE		4,840	796	14%	5,636
MINUTECLINIC LLC #1771		4,795	835	15%	5,630
MINUTECLINIC LLC #3463		4,708	874	16%	5,582

COVID-19: testing by laboratory

Data through May 25, 2021 verified as of May 26, 2021 at 09:25 AM

Data in this report are provisional and subject to change.

The numbers in the table below represent the number of Florida and non-Florida residents for whom test results were received by the Department of Health. A person can be tested by more than one laboratory and can have both positive and negative results. **Therefore, the sum of the numbers in each column will be larger than the total number of people tested.**

Reporting lab	Inconclusive	Negative	Positive	Percent positive	Total
QUICK CARE MED PL	2	4,741	825	15%	5,568
BAYFRONT HEALTH - BROOKSVILLE		4,954	577	10%	5,531
MINUTECLINIC LLC #7225		4,710	791	14%	5,501
BAYFRONT HEALTH - SPRING HILL		5,033	451	8%	5,484
TROPICANA FIELD - LOT 2☐	19	4,935	495	9%	5,449
ADVENTHEALTH PROMPT CARE	2	4,058	1,380	25%	5,440
BAPTIST HEALTH SOUTH FLORIDA - PINECREST URGENT CARE		4,660	764	14%	5,424
FLAGLER HOSPITAL LABORATORY	8	4,240	1,166	22%	5,414
BETHESDA HOSPITAL WEST		4,869	541	10%	5,410
BAYFRONTVENICEREGIONAL		5,230	178	3%	5,408
MINUTECLINIC LLC # 0514		4,740	641	12%	5,381
BAPTIST HEALTH SOUTH FLORIDA - CORAL GABLES URGENT CARE		4,490	887	16%	5,377
VENTURE MEDICAL OF FLORIDA LLC		4,938	436	8%	5,374
BAPTIST HEALTH SOUTH FLORIDA - PALMETTO BAY URGENT CARE		4,489	848	16%	5,337
MINUTECLINIC LLC #5253		4,418	872	16%	5,290
BAPTIST HEALTH SOUTH FLORIDA - CORAL GABLES (UNIVERSITY) URGENT CARE		4,555	727	14%	5,282
MARTIN HOSPITAL SOUTH LAB		4,966	293	6%	5,259
MINUTECLINIC LLC #3291		4,538	707	13%	5,245
MINUTECLINIC LLC 5852		4,552	680	13%	5,232
BAYFRONT HEALTH - PUNTA GORDA		4,838	390	7%	5,228
MINUTECLINIC LLC #3631		4,460	732	14%	5,192
TRINITY SPRINGS		4,436	729	14%	5,165
BLUE MED CONSULTANTS		4,948	211	4%	5,159
MEASE DUNEDIN HOSPITAL	5	4,603	546	11%	5,154
ASCENSION SACRED HEART - EMERALD COAST		4,325	802	16%	5,127
DESOTO MEMORIAL HOSPITAL	3	4,267	833	16%	5,103
ADVENTHEALTH CENTRA CARE COLONIAL TOWN	2	4,525	558	11%	5,085
CARENOW URGENT CARE	2	3,437	1,611	32%	5,050
MINUTECLINIC LLC #3814		4,338	706	14%	5,044
MINUTECLINIC LLC #5249		4,154	889	18%	5,043
MINUTECLINIC LLC #7887		4,490	547	11%	5,037
PREMIER URGENT CARE OF BREVARD LLC	4	4,389	604	12%	4,997
MEDEXPRESS URGENT CARE CAPE CORAL		4,285	706	14%	4,991
MINUTECLINIC LLC #5854		4,156	814	16%	4,970
MINUTECLINIC LLC #5190		4,140	825	17%	4,965
STEWARD ROCKLEDGE HOSPITAL	8	4,477	478	10%	4,963
ADVENTIST HEALTH SYSTEMS SUNBELT IN DBA		4,392	570	11%	4,962
ENGLEWOOD COMMUNITY HOSPITAL		4,508	421	9%	4,929
SCION LAB SERVICES LLC	26	4,512	379	8%	4,917
PHYSICIANS REGIONAL MEDICAL CENTER - COLLIER BLVD	1	3,958	940	19%	4,899
MEMORIAL HOSPITAL- MIRAMAR	12	4,535	334	7%	4,881
MINUTECLINIC LLC # 3686		4,176	704	14%	4,880
PALMS MEDICAL GROUP	5	3,394	1,463	30%	4,862
TWIN CITIES HOSPITAL	1	4,313	545	11%	4,859
LAKESIDE MEDICAL CENTER		3,908	887	18%	4,795
MOFFITT CANCER CENTER	6	4,609	106	2%	4,721
US BIOTEK LABORATORIES	15	4,329	371	8%	4,715

COVID-19: testing by laboratory

Data through May 25, 2021 verified as of May 26, 2021 at 09:25 AM

Data in this report are provisional and subject to change.

The numbers in the table below represent the number of Florida and non-Florida residents for whom test results were received by the Department of Health. A person can be tested by more than one laboratory and can have both positive and negative results. **Therefore, the sum of the numbers in each column will be larger than the total number of people tested.**

Reporting lab	Inconclusive	Negative	Positive	Percent positive	Total
MEDEXPRESS URGENT CARE LEHIGH ACRES		4,064	640	14%	4,704
MINUTECLINIC LLC #4201		4,143	554	12%	4,697
MINUTECLINIC LLC #4458		3,976	716	15%	4,692
ADVENT HEALTH - NEW SMYRNA		3,996	691	15%	4,687
MINUTECLINIC LLC #7886		4,064	605	13%	4,669
MARION E FETHER MEDICAL CENTER, THE		4,226	433	9%	4,659
HOLIDAY CVS LLC DBA CVS PHARMACY #5154		4,526	123	3%	4,649
NIGHT LITE PEDIATRICS	4	3,347	1,264	27%	4,615
EXACT SCIENCES LABORATORIES, LLC		4,246	369	8%	4,615
PREMIER MEDICAL	2	4,494	95	2%	4,591
ACCU REFERENCE MEDICAL LAB	9	3,737	810	18%	4,556
MINUTECLINIC LLC #1807		3,860	695	15%	4,555
LOWER KEYS MEDICAL CENTER		4,226	328	7%	4,554
AFC PHYSICIANS OF FLORIDA		3,590	954	21%	4,544
MINUTECLINIC LLC #3257		3,834	686	15%	4,520
AMELIA URGENT CARE		2,804	1,693	38%	4,497
GENESIS DIAGNOSTICS		4,238	255	6%	4,493
MINUTECLINIC, LLC #3204		3,787	697	16%	4,484
MINUTECLINIC, LLC (CLINIC 10699)		3,983	499	11%	4,482
MINUTECLINIC LLC #4415		3,806	648	15%	4,454
BAYA PHARMACY & URGENT CARE		3,299	1,133	26%	4,432
DOCTORS TEST CENTERS		3,920	494	11%	4,414
MINUTECLINIC LLC #5924		3,865	544	12%	4,409
VA PAIN CLINIC	10	4,235	159	4%	4,404
VITRO MOLECULAR LABORATORIES	50	3,980	343	8%	4,373
MINUTECLINIC LLC #5214		3,783	589	13%	4,372
ADVENTHEALTH CENTRA CARE		3,878	482	11%	4,360
MINUTECLINIC LLC # 3579		3,622	690	16%	4,312
ST. LUCIE MEDICAL CTR.		4,254	57	1%	4,311
PARAMOUNT URGENT CARE - ORLANDO		3,143	1,135	27%	4,278
MINUTECLINIC, LLC #5817		3,573	670	16%	4,243
MINUTECLINIC LLC #3748		3,514	729	17%	4,243
MINUTECLINIC LLC #7973		3,670	563	13%	4,233
BAPTIST HEALTH SOUTH FLORIDA - DAVIE URGENT CARE		3,436	740	18%	4,176
PARAMOUNT URGENT CARE - OVIEDO		3,211	960	23%	4,171
MINUTECLINIC LLC # 7933		3,728	443	11%	4,171
MINUTECLINIC LLC #3255		3,720	450	11%	4,170
MINUTECLINIC LLC #7173		3,630	528	13%	4,158
MINUTECLINIC LLC #3003		3,449	690	17%	4,139
MINUTECLINIC, LLC #4015		3,349	782	19%	4,131
PRECISION HEALTH SOLUTIONS		3,938	189	5%	4,127
MINUTECLINIC LLC #5216		3,575	526	13%	4,101
MINUTECLINIC LLC #1055		3,385	716	17%	4,101
PROHEALTH	3	2,472	1,621	40%	4,096
ADVENTHEALTH CENTRA CARE KIDS LAKE MARY		3,791	302	7%	4,093
NIGHT LITE PEDIATRICS URGENT CARE	1	3,421	649	16%	4,071
BAPTIST HEALTH SOUTH FLORIDA - WESTON URGENT CARE		3,521	534	13%	4,055

COVID-19: testing by laboratory

Data through May 25, 2021 verified as of May 26, 2021 at 09:25 AM

Data in this report are provisional and subject to change.

The numbers in the table below represent the number of Florida and non-Florida residents for whom test results were received by the Department of Health. A person can be tested by more than one laboratory and can have both positive and negative results. **Therefore, the sum of the numbers in each column will be larger than the total number of people tested.**

Reporting lab	Inconclusive	Negative	Positive	Percent positive	Total
MINUTECLINIC LLC #6007		3,503	518	13%	4,021
MINUTECLINIC LLC #3705		3,585	436	11%	4,021
WALGREEN CO	2	3,543	444	11%	3,989
ADVENT HEALTH CENTRA CARE -WINTER PARK KIDS URGENT CARE	4	3,678	307	8%	3,989
BARTOW REGIONAL MEDICAL CENTER	1	3,356	621	16%	3,978
MEDONE PLLC		3,067	906	23%	3,973
HEALTH FIRST ADVENTHEALTH CENTRA CARE COCOA		3,577	389	10%	3,966
MINUTECLINIC LLC #3654		3,349	604	15%	3,953
MEDEXPRESS URGENT CARE - VERO BEACH		3,436	493	13%	3,929
HEALTH FIRST ADVENTHEALTH CENTRA CARE MALABAR		3,550	379	10%	3,929
LAKELAND REGIONAL HEALTH PABLO		3,471	446	11%	3,917
PHYSICIANS PRIMARY CARE	2	3,537	344	9%	3,883
MEDSTAR LABORATORY INC	9	3,868	5	0%	3,882
BRASHEAR'S VITAL CARE CORP		3,077	799	21%	3,876
MINUTECLINIC LLC #1821		3,453	414	11%	3,867
MC DIAGNOSTIC OF CONNECTICUT, PC #2220		3,329	533	14%	3,862
MINUTECLINIC, LLC # 4469		3,424	425	11%	3,849
MINUTECLINIC LLC #1350		3,428	420	11%	3,848
MEDEXPRESS URGENT CARE - DELAND		3,403	443	12%	3,846
BAPTIST HEALTH - CLAY		3,384	458	12%	3,842
HEALTH CARE DISTRICT OF PALM BEACH COUNTY	2	3,567	271	7%	3,840
SIPARADIGM LLC	59	3,511	265	7%	3,835
MINUTECLINIC LLC #476		3,327	490	13%	3,817
MINUTECLINIC LLC #3285		3,377	439	12%	3,816
BAPTIST HEALTH SOUTH FLORIDA - BRICKELL URGENT CARE		3,164	639	17%	3,803
MINUTECLINIC LLC #8381		3,321	472	12%	3,793
BMCT Molecular Diagnostics Subsection		3,218	567	15%	3,785
BAPTIST HEALTH EMERGENCY CENTER COUNTRY WALK	1	3,227	547	14%	3,775
MINUTECLINIC LLC #5157		3,319	430	11%	3,749
MINUTECLINIC LLC #3648		3,077	665	18%	3,742
VERILY LIFE SCIENCES	3	3,634	77	2%	3,714
BAPTIST HEALTH URGENT CARE AT SAWGRASS		3,099	612	16%	3,711
MINUTECLINIC LLC #4612		3,078	614	17%	3,692
MINUTECLINIC LLC #4024		3,209	441	12%	3,650
PRIMEHEALTH URGENT CARE INC		3,108	528	15%	3,636
MINUTECLINIC LLC #3635		3,156	459	13%	3,615
CLARITY LAB SOLUTIONS LLC		3,608	4	0%	3,612
ADVENTHEALTH CENTRA CARE CONWAY		3,073	530	15%	3,603
MIDWAY SPECIALTY CARE CENTER DIAGNOSTICS	38	3,300	241	7%	3,579
MARINERS HOSPITAL	1	3,164	317	9%	3,482
GESSLER CLINIC	2	2,436	1,028	30%	3,466
BAPTIST HEALTH - OAKLEAF		2,914	521	15%	3,435
MEDEXPRESS FORT MYERS		3,011	419	12%	3,430
MEMORIAL HOSPITAL PEMBROKE	3	3,038	381	11%	3,422
ADVENT HEALTH - DADE CITY		3,011	401	12%	3,412
MEDIQUICK URGENT CARE CENTERS INC		2,653	751	22%	3,404
IMMOKALEE CHD		3,155	234	7%	3,389

COVID-19: testing by laboratory

Data through May 25, 2021 verified as of May 26, 2021 at 09:25 AM

Data in this report are provisional and subject to change.

The numbers in the table below represent the number of Florida and non-Florida residents for whom test results were received by the Department of Health. A person can be tested by more than one laboratory and can have both positive and negative results. **Therefore, the sum of the numbers in each column will be larger than the total number of people tested.**

Reporting lab	Inconclusive	Negative	Positive	Percent positive	Total
ACCESS POINT HEALTHCARE URGENT & PRIMARY CARE	2	2,663	716	21%	3,381
MINUTECLINIC LLC #214		2,848	533	16%	3,381
MEDEXPRESS URGENT CARE CORAL SPRINGS		2,963	369	11%	3,332
HEALTH CENTRAL CLINICAL LABORATORY		2,902	417	13%	3,319
SELECT LABORATORIES - MARION COUNTY, FL LLC	5	2,970	316	10%	3,291
AFC PHYSICIANS OF FLORIDA PA		2,721	569	17%	3,290
MINUTECLINIC LLC #1815		2,940	337	10%	3,277
JACKSON HOSPITAL CLINICAL LABORATORY		2,908	366	11%	3,274
BAY MEDICAL CENTER SACRED HEART HEALTH SYSTEM		2,609	664	20%	3,273
MINUTECLINIC LLC #3236		2,845	390	12%	3,235
JUPITER MEDICAL CENTER URGENT CARE		2,565	663	21%	3,228
CHARLES AIESI CONSULTING INC	17	2,884	320	10%	3,221
MEDEXPRESS URGENT CARE - CLEWISTON		2,671	509	16%	3,180
LAKE WALES MEDICAL CENTER INC		2,805	356	11%	3,161
NXGEN MDX LLC	7	2,791	346	11%	3,144
MINUTECLNIC LLC		2,776	352	11%	3,128
PARRISH MEDICAL CENTER	2	2,722	386	12%	3,110
KEYS AHEC SCHOOL MEDICAL CLINIC	15	2,938	153	5%	3,106
EMERGENCY PHYSICIANS MEDICAL CENTER		1,922	1,184	38%	3,106
GENOME LLC	2	2,879	206	7%	3,087
MINUTECLINIC LLC #5069		2,571	495	16%	3,066
MINUTECLINIC LLC #8927		2,593	465	15%	3,058
VETERANS AFFAIRS MEDICAL CENTER - ORLANDO	1	1,343	1,698	56%	3,042
CAREFAST+	1	2,212	803	27%	3,016
GRAVITY DIAGNOSTICS, LLC	10	2,774	222	7%	3,006
APALACHEE CORRECTIONAL INSTITUTION EAST UNIT		2,965	34	1%	2,999
MEDEXPRESS URGENT CARE BOCA RATON		2,724	262	9%	2,986
BAPTIST HEALTHCARE - GULF BREEZE HOSPITAL	3	2,482	492	17%	2,977
MEDEXPRESS PORT CHARLOTTE		2,635	315	11%	2,950
DR G'S URGENT CARE		2,533	377	13%	2,910
BAPTIST HEALTH SOUTH FLORIDA - MIAMI BEACH URGENT CARE		2,476	429	15%	2,905
FLORIDA MEDICAL CLINIC	3	1,380	1,521	52%	2,904
MINUTECLINIC LLC #5187		2,538	365	13%	2,903
AMELIA EXPRESS CARE LLC	10	2,542	351	12%	2,903
TAMPA COMMUNITY HOSPITAL		2,491	397	14%	2,888
STONE CLINICAL LABORATORIES		2,790	96	3%	2,886
WALGREENS ORLANDO	3	2,540	340	12%	2,883
MINI ER WATERFORD LAKES, THE		2,443	381	13%	2,824
DONALD W ROBERTSON DO PA		2,210	614	22%	2,824
PATIENTS FIRST – THOMASVILLE ROAD		2,522	295	10%	2,817
BOND URGENT CARE LLC		2,137	671	24%	2,808
CITRUS MEMORIAL HOSPITAL LABORATORY		2,253	539	19%	2,792
MINUTECLINIC LLC #3637		2,237	551	20%	2,788
CELESTA MEDICAL SERVICES LLC DBA - AMERICAN RESEARCH LABS		2,544	236	8%	2,780
SACRED HEART HEALTH SYSTEM, INC	1	1,875	875	32%	2,751
OPTUM LABS LLC	1	2,525	222	8%	2,748
EMERALD COAST URGENT CARE, LLC	1	2,062	678	25%	2,741

COVID-19: testing by laboratory

Data through May 25, 2021 verified as of May 26, 2021 at 09:25 AM

Data in this report are provisional and subject to change.

The numbers in the table below represent the number of Florida and non-Florida residents for whom test results were received by the Department of Health. A person can be tested by more than one laboratory and can have both positive and negative results. **Therefore, the sum of the numbers in each column will be larger than the total number of people tested.**

Reporting lab	Inconclusive	Negative	Positive	Percent positive	Total
BAPTIST HEALTH EMERGENCY CENTER AT WEST CORAL WAY		2,272	452	17%	2,724
NCHMD INC		2,307	410	15%	2,717
PHYSICIANS STAT LAB INC	6	2,464	169	6%	2,639
ASCENSION SACRED HEART - GULF		2,051	571	22%	2,622
ADVENT HEALTH - OCALA		2,124	447	17%	2,571
INTELEX LABS, LLC		2,476	84	3%	2,560
WHOLE FAMILY HEALTH CENTER INC		2,027	532	21%	2,559
PHYSICIANS STAT LAB	3	1,124	1,418	56%	2,545
CORE DIAGNOSTIC LABORATORIES LLC	17	2,167	342	14%	2,526
PENSACOLA PEDIATRICS PA	1	2,333	180	7%	2,514
WHITE WILSON MEDICAL CENTER		1,086	1,409	56%	2,495
EMERALD COAST URGENT CARE LLC		1,825	657	26%	2,482
NCH NORTHEAST	7	1,932	520	21%	2,459
TOM LEE COMMUNITY HEALTH CENTER	1	1,755	681	28%	2,437
COMMUNITY HEALTH NORTHWEST FLORIDA	4	1,857	554	23%	2,415
FG RAPID RESULTS	6	1,995	398	17%	2,399
ASSOCIATED PATHOLOGISTS, LLC	3	1,980	398	17%	2,381
MARTIN HEALTH SYSTEM - ST LUCIE WEST		2,161	203	9%	2,364
UNIVERSITY OF NORTH FLORIDA STUDENT HEALTH		2,257	81	3%	2,338
BIO-TECH CLINICAL LABORATORIES INC		2,013	322	14%	2,335
MEDICAL CONSULTANTS OF FLORIDA, LLC	2	1,972	344	15%	2,318
PHYSICIAN ASSOCIATES		2,070	241	10%	2,311
BAYFRONT HEALTH - CITRUS HILLS		2,058	252	11%	2,310
LEE HEALTH - COCONUT POINT CLINICAL LAB	2	1,872	433	19%	2,307
ABSOLUTE GENOMICS	3	2,003	270	12%	2,276
BARDMOOR LABORATORY	9	1,937	329	14%	2,275
FIU-HEALTH AUXILIARY LABORATORY	6	2,130	138	6%	2,274
MINUTECLINIC, LLC #3245		1,860	402	18%	2,262
ADVANCED MEDICAL OF NAPLES LLC		2,000	251	11%	2,251
ARCPOINT LABS		1,585	664	30%	2,249
PRIMEHEALTH URGENT CARE	1	1,865	361	16%	2,227
DOC SMILEYS URGENT CARE LLC		1,827	395	18%	2,222
READY RESPONDERS FLORIDA, PLLC		1,926	294	13%	2,220
LITTLE PINE PEDIATRICS	1	1,928	279	13%	2,208
AMERICAN SCIENTIFIC LABORATORIES LLC		2,146	57	3%	2,203
PROHEALTH MEDICAL CLINIC		1,553	650	30%	2,203
FLOWERS HOSPITAL		2,010	192	9%	2,202
OPTUMCARE FLORIDA LLC		1,752	339	16%	2,091
MIAMI JEWISH HEALTH SYSTEMS		1,996	90	4%	2,086
GENUS3		1,996	74	4%	2,070
STATMED OCALA	7	1,842	197	10%	2,046
ED FRASER MEMORIAL HOSPITAL		1,768	263	13%	2,031
GENESIS LABORATORY MANAGEMENT	15	1,751	262	13%	2,028
BROAD INSTITUTE CLINICAL SEQUENCING RESEARCH PLATFORM	17	1,923	73	4%	2,013
PATIENTS FIRST LAKE ELLA MEDICAL CENTER		1,810	195	10%	2,005
WILLIAM OWEN PASS PARK		1,738	257	13%	1,995
SUNRISE URGENT CARE ASSOCIATES LLC D/B/A	10	1,425	559	28%	1,994

COVID-19: testing by laboratory

Data through May 25, 2021 verified as of May 26, 2021 at 09:25 AM

Data in this report are provisional and subject to change.

The numbers in the table below represent the number of Florida and non-Florida residents for whom test results were received by the Department of Health. A person can be tested by more than one laboratory and can have both positive and negative results. **Therefore, the sum of the numbers in each column will be larger than the total number of people tested.**

Reporting lab	Inconclusive	Negative	Positive	Percent positive	Total
LAKE BALDWIN		1,871	89	5%	1,960
DOC SMILEY'S URGENT CARE		1,706	247	13%	1,953
BROWNWOOD CARE CENTER		1,710	236	12%	1,946
MEDFAST URGENT CARE CENTERS LLC	2	608	1,334	69%	1,944
MEDLAB DIAGNOSTICS, LLC		1,813	124	6%	1,937
LABORATORY SPECIALISTS OF MICHIGAN		1,601	333	17%	1,934
PROJECT HEALTH, INC SUMTERVILLE	5	1,559	335	18%	1,899
PEDIATRIC HEALTH CARE ALLIANCE - NORTHDALE		1,734	162	9%	1,896
COLLIER URGENT CARE CENTERS CREEKSIDE		1,678	208	11%	1,886
ER QUICKCARE PL		1,611	267	14%	1,878
QUICK CARE MED		1,509	357	19%	1,866
NEIGHBORHOOD MEDICAL CENTER INC	17	1,647	187	10%	1,851
SPEARHEAD MEDICAL		1,707	134	7%	1,841
VRL EUROFINS		1,797	43	2%	1,840
SPARROW HEALTHCARE	2	1,575	254	14%	1,831
CYPRESS VILLAGE	1	1,784	30	2%	1,815
PARAMOUNT URGENT CARE - CLERMONT		1,058	756	42%	1,814
KETAMINE HEALTH CENTERS LLC	1	1,661	152	8%	1,814
MEDEXPRESS URGENT CARE - JAX ATLANTIC BLVD		1,577	234	13%	1,811
ADVENTHEALTH CENTRA CARE TRINITY		1,564	246	14%	1,810
FLORIDA DEPARTMENT OF HEALTH IN POLK COUNTY	2	1,383	416	23%	1,801
IGENOMIX USA LLC	55	1,572	165	9%	1,792
NORTH VISTA HOSPITAL LABORATORY		1,488	301	17%	1,789
NORTH SHORE LONG ISLAND JEWISH HEALTH	1	1,688	96	5%	1,785
MYTEST DIAGNOSTICS		1,677	83	5%	1,760
RIVER TOWN DIAGNOSTIC LLC		1,470	286	16%	1,756
SHELL POINT NURSING PAVILION	1	1,672	78	4%	1,751
PARAMOUNT URGENT CARE VILLAGES		1,145	603	34%	1,748
LABTECH DIAGNOSTIC		1,446	295	17%	1,741
ACCESS MEDICAL LABS		959	780	45%	1,739
Community_Health		1,533	199	11%	1,732
FIRST QUALITY LABORATORY		1,621	106	6%	1,727
CARENOW URGENT CARE – FORT PIERCE		1,304	421	24%	1,725
LPG COCONUT POINT		1,464	248	14%	1,712
BREVARD HEALTH ALLIANCE INC, THE		1,596	114	7%	1,710
CAREMED CLINIC LLC	1	1,380	318	19%	1,699
BAPTIST HEALTH SOUTH FLORIDA - KEY BISCANE URGENT CARE EXPRESS		1,498	201	12%	1,699
JW PLASTIC SURGERY		1,449	246	15%	1,695
UNIVERSITY OF ALABAMA AT BIRMINGHAM		1,624	48	3%	1,672
ST ANNES NURSING CENTER		1,637	33	2%	1,670
CAREFAST MURABELLA		1,099	538	33%	1,637
BAPTIST HEALTH SOUTH FLORIDA - COUNTRY WALK URGENT CARE EXPRESS		1,381	250	15%	1,631
ELLENTON URGENT CARE		1,385	238	15%	1,623
OPTEO LABORATORY		1,578	36	2%	1,614
PRIMARY CARE SOUTH INC		1,112	501	31%	1,613
MATRIX CLINICAL LABS (FORMERLY BIOCERNA LLC)	13	1,419	169	11%	1,601
NORTH FLORIDA PEDIATRICS - LAKE CITY		1,371	230	14%	1,601

COVID-19: testing by laboratory

Data through May 25, 2021 verified as of May 26, 2021 at 09:25 AM

Data in this report are provisional and subject to change.

The numbers in the table below represent the number of Florida and non-Florida residents for whom test results were received by the Department of Health. A person can be tested by more than one laboratory and can have both positive and negative results. **Therefore, the sum of the numbers in each column will be larger than the total number of people tested.**

Reporting lab	Inconclusive	Negative	Positive	Percent positive	Total
ASSURANCE SCIENTIFIC LABORATORIES	1	1,311	283	18%	1,595
BAPTIST HEALTHCARE - JAY HOSPITAL	3	1,207	380	24%	1,590
6TH MEDICAL GROUP - MCDILL AFB	3	1,471	106	7%	1,580
UHEALTH CLINIC AT WALGREENS		1,280	300	19%	1,580
NYU HOSPITALS CENTER CLINICAL LABORATORIES		1,528	49	3%	1,577
MELBOURNE MEDICAL LABORATORY☐	2	1,367	205	13%	1,574
FAMILY HEALTH CENTERS OF SOUTHWEST FLORIDA INC		1,427	145	9%	1,572
GROWING TOGETHER PEDIATRICS LLC		1,489	80	5%	1,569
ADDICTION LABS OF AMERICA	3	1,478	85	5%	1,566
EUROFINS NTD, LLC		1,517	45	3%	1,562
PALM BEACH ATLANTIC UNIVERSITY		1,502	52	3%	1,554
MINUTE CLINIC INCORPORATE		1,466	65	4%	1,531
PEDIATRICS OF CENTRAL FLORIDA PA	20	1,432	76	5%	1,528
INNOVATIVE TRANSFUSION MEDICINE, INC	11	1,336	179	12%	1,526
SMA LAB	12	1,347	164	11%	1,523
NORTH OKALOOSA MEDICAL CENTER		1,154	357	24%	1,511
CREEKSIDE CARE CENTER	1	1,321	188	12%	1,510
TREASURE COAST MEDICAL ASSOCIATES INC		749	759	50%	1,508
PALM BAY HOSPITAL CLINICAL LABORATORY		1,093	401	27%	1,494
PROJECT HEALTH INC	4	1,261	214	14%	1,479
BETHESDA HEALTH URGENT CARE		1,268	204	14%	1,472
ADVANCE MEDICAL OF NAPLES		327	1,124	77%	1,451
TEMPUS CLINICAL LABORATORY	10	1,279	156	11%	1,445
STEWARD REFERENCE LABORATORY	1	896	547	38%	1,444
UHEALTH DEERFIELD BEACH/UMSYLVESTER DEERFIELD BEACH LABORATORY	3	1,380	55	4%	1,438
EAST LAKE PEDIATRICS		1,299	137	10%	1,436
PATIENTS CHOICE LABORATORIES		831	593	42%	1,424
COASTAL LABORATORIES	1	1,127	288	20%	1,416
AMELIA EXPRESS CARE	1	772	642	45%	1,415
USF MORSANI CENTER FOR ADVANCED HEALTH CARE		1,241	169	12%	1,410
CARE ONE OF FLORIDA LLC		1,061	349	25%	1,410
INTERLACHEN PEDIATRICS PA		1,334	66	5%	1,400
PALM HARBOR PHARMACY		1,214	173	12%	1,387
ST PETERSBURG PEDIATRICS	1	1,244	127	9%	1,372
ADVANCED DIAGNOSTIC LABORATORY		1,322	47	3%	1,369
VAVA PARTNERS LLC		529	834	61%	1,363
ASCENSION ST VINCENT'S - SOUTHSIDE		1,308	49	4%	1,357
HALIFAX MEDICAL CENTER-PORT ORANGE LAB		1,169	170	13%	1,339
XPRESS URGENT CARE	4	1,123	206	15%	1,333
NAPLES URGENT CARE	1	880	452	34%	1,333
INTERLACHEN PEDIATRICS		1,285	47	4%	1,332
LAB24 INC	3	643	677	51%	1,323
ADVENTHEALTH EXPRESS CARE AT WALGREENS		1,140	181	14%	1,321
NORTH FLORIDA PEDIATRICS-TALLAHASSEE	1	1,206	108	8%	1,315
HOLIDAY CVS LLC DBA CVSPHARMACY #5155		1,242	73	6%	1,315
PENSACOLA PEDIATRICS PA - TIGER POINT	24	1,160	122	9%	1,306
BERNHARDT LABORATORIES	3	1,203	97	7%	1,303

COVID-19: testing by laboratory

Data through May 25, 2021 verified as of May 26, 2021 at 09:25 AM

Data in this report are provisional and subject to change.

The numbers in the table below represent the number of Florida and non-Florida residents for whom test results were received by the Department of Health. A person can be tested by more than one laboratory and can have both positive and negative results. **Therefore, the sum of the numbers in each column will be larger than the total number of people tested.**

Reporting lab	Inconclusive	Negative	Positive	Percent positive	Total
SOLARIS HEALTHCARE PALATKA		1,195	106	8%	1,301
MINUTECLINIC LLC #3281		1,130	162	13%	1,292
MIDWAY SPECIATLY CARE CENTER	3	1,065	222	17%	1,290
FISHERMENS HOSPITAL CLINICAL LAB		1,189	100	8%	1,289
COASTAL PEDIATRIC GROUP		1,118	163	13%	1,281
BREVARD HEALTH ALLIANCE		960	314	25%	1,274
PROFESSIONAL HEALTH EXAMINERS DBA PROHEALTH	1	1,039	230	18%	1,270
STAGEZERO LIFE SCIENCES INC	4	1,159	105	8%	1,268
LOOP PEDIATRICS PA	3	1,090	172	14%	1,265
MILLER BIOCONNECT		1,169	95	8%	1,264
ARCPOINT LABS OF CORAL SPRINGS FL		992	262	21%	1,254
CATALYST WALK IN CLINIC		995	244	20%	1,239
TYNDALL AIR FORCE BASE		1,011	225	18%	1,236
LAB DOCTOR		1,086	143	12%	1,229
EPN URGENT CARE NAPLES	2	792	423	35%	1,217
ALTAMONTE MD		982	233	19%	1,215
CLINICORE		1,124	91	7%	1,215
NORTH FLORIDA MEDICAL GROUP		1,042	166	14%	1,208
APLS SERVICES LLC D/B/A CLEAR DIAGNOSTICS	20	1,155	26	2%	1,201
CLARITY LABS		1,085	109	9%	1,194
CAPE CANAVERAL HOSPITAL		868	319	27%	1,187
BHA CENTRAL COUNTY CLINIC		1,050	108	9%	1,158
PROFESSIONAL HEALTH EXAMINERS		1,003	153	13%	1,156
SPRING HILL HEALTH AND REHABILITATION CENTER		1,121	28	2%	1,149
PRIMARY CARE OF THE TREASURE COAST		1,009	138	12%	1,147
MINUTECLINIC, LLC DBA MINUTECLINIC #4717		1,099	43	4%	1,142
NORTH FL SOUTH GA HCS-LAKE CITY	3	1,097	36	3%	1,136
CAPSTONE HEALTHCARE		802	330	29%	1,132
GENEIQ		1,063	65	6%	1,128
VERITAS GENETICS	61	945	119	11%	1,125
PEDIATRIC HEALTHCARE ALLIANCE		1,066	59	5%	1,125
CHURCH OF SCIENTOLOGY FLAG SERVICE ORGANIZATION		1,065	54	5%	1,119
DEPT OF VA MEDICAL CENTER - MIAMI	10	1,055	52	5%	1,117
EMERALD COAST PEDIATRICS		1,058	57	5%	1,115
CHILDRENS MEDICAL ASSOCIATION		1,023	88	8%	1,111
PENSACOLA PEDIATRICS	2	1,012	97	9%	1,111
CLINICAL ENTERPRISE, INC		1,084	25	2%	1,109
THE HEALTH CENTER OF PLANT CITY		1,026	82	7%	1,108
LENCO MEDICAL LABORATORY		1,050	58	5%	1,108
BAPTIST HEALTH - MD ANDERSON CANCER CENTER		1,101	6	1%	1,107
XYZ LABORATORY	8	943	146	13%	1,097
24 HOUR PEDIATIC CARE CENTER	4	1,019	72	7%	1,095
EAST LAKE PEDIATRICS PA		998	96	9%	1,094
CVS HEALTH	1	864	223	20%	1,088
WOODLANDS MEDICAL SPECIALISTS		816	270	25%	1,086
HENDRY REGIONAL MEDICAL CENTER CLINICAL LABORATORY		817	264	24%	1,081
Fernandina Beach Rehabilitation and Nursing Center	1	1,059	19	2%	1,079

COVID-19: testing by laboratory

Data through May 25, 2021 verified as of May 26, 2021 at 09:25 AM

Data in this report are provisional and subject to change.

The numbers in the table below represent the number of Florida and non-Florida residents for whom test results were received by the Department of Health. A person can be tested by more than one laboratory and can have both positive and negative results. **Therefore, the sum of the numbers in each column will be larger than the total number of people tested.**

Reporting lab	Inconclusive	Negative	Positive	Percent positive	Total
SOUTHEAST ALABAMA MEDICAL CENT		1,015	62	6%	1,077
SOLARIS HEALTHCARE CHARLOTTE HARBOR		1,018	56	5%	1,074
C.W. BILL YOUNG VA MEDICAL CENTER	1	23	1,049	98%	1,073
NORTH SHORE LIJ URGENT CARE PC		1,006	60	6%	1,066
AMERICAN FAMILY CARE PENSACOLA WEST		533	533	50%	1,066
RAINBOW RIVER MEDICAL LABORATORY		978	83	8%	1,061
JACKSONVILLE BEACH PEDIATRIC CARE CENTER☐		985	74	7%	1,059
RESTORE HEALTH URGENT CARE		857	192	18%	1,049
WHITE-WILSON MEDICAL CENTER - FORT WALTON BEACH		1,016	26	2%	1,042
COVANCE CLINICAL RESEARCH UNIT INC		1,011	27	3%	1,038
VRL EUROFINS - DALLAS		1,024	13	1%	1,037
CONSULATE HEALTH CARE OF NEW PORT RICHEY	2	908	127	12%	1,037
NORTH FLORIDA PEDIATRICS PA - SUWANNEE	3	897	131	13%	1,031
MILLENIA ADVANCED SCIENTIFIC LLC		970	56	5%	1,026
FAST TRACK URGENT CARE CENTER		5	1,015	100%	1,020
PHAROS HEALTH		756	258	25%	1,014
VERITOR		852	162	16%	1,014
HISTOPATHOLOGY SERVICES, LLC		902	111	11%	1,013
E-LAB OF FLORIDA		923	90	9%	1,013
DAIRY ROAD URGENT CARE	2	847	161	16%	1,010
CALHOUN LIBERTY HOSPITAL		840	170	17%	1,010
PALM GARDEN OF PORT SAINT LUCIE		993	12	1%	1,005
MEDICAL CENTER OF DELTONA, INC		867	135	13%	1,002
EMED LABS, LLC	3	979	20	2%	1,002
MOORINGS PARK INSTITUTE, INC, THE		961	39	4%	1,000
DEPARTMENT OF CLINICAL LABS	2	976	21	2%	999
WHITE WILSON MEDICAL CENTER PA - NAVARRE		866	131	13%	997
VIERA HOSPITAL, INC		805	192	19%	997
LAKELAND REGIONAL HEALTH - PWC/OB		36	954	96%	990
WELL HEALTH WORKS	24	885	80	8%	989
NORTH FLORIDA PEDIATRICS PA	2	865	119	12%	986
UNIVERSITY OF WEST FLORIDA STUDENT HEALTH SERVICES	1	854	128	13%	983
REDI MED LLC		795	183	19%	978
GULF COAST VILLAGE		931	43	4%	974
TOTAL RENAL LABORATORIES INC DBA DAVITA LABS	1	842	128	13%	971
PALACE NURSING HOME & REHAB CENTER		923	43	4%	966
Point of Care Testing	1	128	837	87%	966
TACACHALE CLINICAL LABORATORY	1	905	51	5%	957
ANY LAB TEST NOW	2	671	281	29%	954
LEE COUNTY EMERGENCY MEDICAL SERVICE	1	822	130	14%	953
MOLECULAR TESTING LABS		862	90	9%	952
NCHMD, INC SOUTHEAST IMMEDIATE CARE		750	201	21%	951
BOND CLINIC PA PEDIATRICS DEPT		888	62	7%	950
Victoria Nursing and Rehabilitation Center		892	55	6%	947
COASTAL PHYSICIANS, LLC		762	179	19%	941
INTEGRITY LABORATORIES, LLC	4	771	165	18%	940
ENCOMPASS HEALTH		916	22	2%	938

COVID-19: testing by laboratory

Data through May 25, 2021 verified as of May 26, 2021 at 09:25 AM

Data in this report are provisional and subject to change.

The numbers in the table below represent the number of Florida and non-Florida residents for whom test results were received by the Department of Health. A person can be tested by more than one laboratory and can have both positive and negative results. **Therefore, the sum of the numbers in each column will be larger than the total number of people tested.**

Reporting lab	Inconclusive	Negative	Positive	Percent positive	Total
ABBOTT LABORATORIES		815	123	13%	938
PRINCIPLE LABORATORY	8	899	24	3%	931
EXPRESS PHARMACY		853	73	8%	926
GENE TOX WORLDWIDE	60	736	125	14%	921
DOCTOR'S MEMORIAL HOSPITAL		751	169	18%	920
CLINICAL PATHOLOGY LABS INC		825	87	10%	912
J AND G MEDICAL GROUP LLC		757	150	17%	907
WATSON THERAPEUTICS INC	1	864	39	4%	904
AFC URGENT CARE CLEARWATER	1	197	704	78%	902
LIFE CARE CENTER OF NEW PORT RICHEY		855	41	5%	896
CARITHERS PEDIATRIC GROUP		835	61	7%	896
MINUTECLINIC LLC, #10357		890	6	1%	896
CRUCIAL CARE EMERGENCY MEDICINE DOCTORS		719	176	20%	895
Tampa Lakes Health and Rehabilitation Center	2	817	73	8%	892
FAMILY HEALTH CENTERS OF SWF LABS	2	765	124	14%	891
AMERICAN MEDICAL RESPONSE		876	10	1%	886
PRIMARY CARE SERVICES AT ST ANDREWS ESTATES		883	3	0%	886
POINT WASHINGTON MEDICAL CLINIC	1	664	213	24%	878
PALM GARDEN OF VERO BEACH		827	51	6%	878
PRIMARY CARE SERVICES AT INDIAN RIVER ESTATES		846	26	3%	872
PEDIATRIC HEALTHCARE ALLIANCE PA		809	63	7%	872
ADVENTHEALTH MEDICAL GROUP PROMPT CARE		638	233	27%	871
RUSKIN HEALTH CENTER	1	590	280	32%	871
BRISTOL AT TAMPA, THE	4	840	22	3%	866
CITY MEDICAL OF NEW JERSEY, PC		787	77	9%	864
Southern Oaks Care Center	1	819	38	4%	858
CENTRAL FLORIDA HEALTH CARE INC		727	124	15%	851
FLORIDA GULF COAST UNIVERSITY		655	196	23%	851
AUGUSTUS LABS LLC		696	148	18%	844
VALENCIA HILLS HEALTH AND REHABILITATION CENTER		824	18	2%	842
ADVENT HEALTH - DELTONA ER		698	143	17%	841
BUFFALO CROSSING HEALTHCARE & REHABILITATION CTR		821	19	2%	840
CareATC - Jackson	120	673	46	5%	839
VITAS HEALTHCARE CORPORATION OF FLA	1	827	7	1%	835
LIFEBRITE	2	599	233	28%	834
DYNIX DIAGNOSTICS	2	544	285	34%	831
PEBBLEBROOK PHARMACY	1	689	139	17%	829
MEDONE URGENT CARE CENTER		604	224	27%	828
GOLDEN GATE FAMILY CLINIC		332	493	60%	825
THE PRESERVE		806	17	2%	823
BOND AND STEELE CLINIC PA		607	214	26%	821
FLORIDA HOSPITAL ORLANDO		743	74	9%	817
FLAGLER COUNTY HEALTH DEPARTMENT	3	634	179	22%	816
PALM GARDEN OF CLEARWATER		798	18	2%	816
PEDIATRICS IN BREVARD PA		744	71	9%	815
ASAP LABS LLC	7	655	151	19%	813
ASCENSION ST VINCENT'S - CLAY		775	35	4%	810

COVID-19: testing by laboratory

Data through May 25, 2021 verified as of May 26, 2021 at 09:25 AM

Data in this report are provisional and subject to change.

The numbers in the table below represent the number of Florida and non-Florida residents for whom test results were received by the Department of Health. A person can be tested by more than one laboratory and can have both positive and negative results. **Therefore, the sum of the numbers in each column will be larger than the total number of people tested.**

Reporting lab	Inconclusive	Negative	Positive	Percent positive	Total
ORANGE BLOSSOM FAMILY HEALTH		759	50	6%	809
MANOR CARE HEALTH SERVICES - FT MYERS		773	31	4%	804
SEMINOLE NURSING PAVILION		794	8	1%	802
NITE LITE PEDIATRICS		234	564	71%	798
ORLANDO HEALTH AND REHAB CENTER		754	44	6%	798
NONE		308	489	61%	797
TELESCOPE HEALTH LLC	4	671	121	15%	796
DXTERITY DIAGNOSTICS	3	742	45	6%	790
ETHOS WELLNESS PHARMACY		737	52	7%	789
PHYSICIANS PRIMARY CARE OF SOUTHWEST FLORIDA	1	754	32	4%	787
MOUNT SINAI LABORATORY		747	38	5%	785
KENDALL HEALTHCARE PROPERTIES DBA	2	752	30	4%	784
WILLOWBROOKE COURT AT EDGEWATER POINTE ESTATES		769	9	1%	778
HEARTLAND PEDIATRICS OF LAKE WALES		697	80	10%	777
RAINBOW PEDIATRIC CENTER PA		729	48	6%	777
ADVENT HEALTH - WESTCHASE ER		682	94	12%	776
LIFE CARE CENTER OF PENSACOLA		725	51	7%	776
NATURE COAST MEDICAL GROUP		631	143	18%	774
SAINTS 120 LLC	1	738	34	4%	773
VENICE REGIONAL BAYFRONT HEALTH (PULMONARY)		637	135	17%	772
Crestview Rehabilitation Center	5	635	129	17%	769
NAIA		761	1	0%	762
BOCA GRANDE HEALTH CLINIC		720	41	5%	761
SOUTHERN LABORATORY SERVICES OF NWF		720	40	5%	760
ORLANDO ORTHOPAEDIC OUTPATIENT SURGERY CENTER LLC		755	5	1%	760
MAIN STREET MEDICAL CENTER		226	529	70%	755
NORTHEAST FLORIDA NEUROLOGY CLINICS, INC		637	113	15%	750
PALM BEACH COUNTY FIREFIGHTERS HEALTH CLINIC, LLC		645	105	14%	750
MANOR PINES CONVALESCENT CENTER LLC	1	723	24	3%	748
LIFE CARE CENTER OF ORANGE PARK		713	34	5%	747
ADVENT HEALTH LAB - ORLANDO		434	312	42%	746
MORSELIFE MEMORY CARE RESIDENCE		733	11	1%	744
CARE ONE OF FLORIDA	1	558	185	25%	744
ARTHREX MEDICAL CENTER	1	581	161	22%	743
OCALA FAMILY MEDICAL CENTER INC	2	641	99	13%	742
EDEN SPRINGS NURSING AND REHAB CENTER		630	112	15%	742
SANTA ROSA MEDICAL GROUP		575	166	22%	741
BALDWIN PEDIATRICS	1	703	35	5%	739
Signature HealthCare Center of Waterford		699	39	5%	738
CLIFFORD CHESTER SIMS STATE VETERANS		724	13	2%	737
FORT MYERS INTERNAL MEDICINE, LLC		667	70	9%	737
CLINICAL LABS OF HAWAII		733	4	1%	737
GULF COAST MOLECULAR LABORATORIES	13	611	110	15%	734
MANOR CARE NURSING CENTER OF SARASOTA FL LLC☐		646	88	12%	734
DIAMOND RIDGE HEALTH AND REHABILITATION		694	36	5%	730
FHMG FLORIDA HOSPITAL MEDICAL GROUP	1	682	46	6%	729
AFC URGENT CARE		287	441	61%	728

COVID-19: testing by laboratory

Data through May 25, 2021 verified as of May 26, 2021 at 09:25 AM

Data in this report are provisional and subject to change.

The numbers in the table below represent the number of Florida and non-Florida residents for whom test results were received by the Department of Health. A person can be tested by more than one laboratory and can have both positive and negative results. **Therefore, the sum of the numbers in each column will be larger than the total number of people tested.**

Reporting lab	Inconclusive	Negative	Positive	Percent positive	Total
ADVENT HEALTH - TIMBERRIDGE ER		619	109	15%	728
MEDONE URGENT CARE AT ST. AUGUSTINE		267	461	63%	728
JOHN KNOX VILLAGE HEALTH CENTER		693	33	5%	726
BAPTIST PRIMARY CARE	2	595	128	18%	725
VETERANS AFFAIRS MEDICAL CENTER	1	45	678	94%	724
NCH HEALTHCARE SYSTEM MICROBIOLOGY LAB		2	722	100%	724
AMERICA'S PHARMACY LLC		640	84	12%	724
FLORIDA HOSPITAL WAUCHULA		560	164	23%	724
Palm Garden of Ocala	4	616	102	14%	722
NAPLES CHILDREN'S URGENT CARE		637	84	12%	721
DISNEY COVID TEST SITE		703	17	2%	720
NCH HEALTHCARE BONITA		575	145	20%	720
SUWANNEE HEALTH AND REHABILITATION CENTER		710	5	1%	715
CHILDRENS CLINIC WEST FLORIDA PEDIATRICS		657	57	8%	714
ADVENTHEALTH MEDICAL GROUP PROMPT CAR	1	525	187	26%	713
SIGNATURE HEALTHCARE OF BROOKWOOD GARDENS		701	11	2%	712
QUOTIENT SCIENCES		686	24	3%	710
QUALITOX LABORATORIES		520	190	27%	710
EMERALD SHORES HEALTH AND REHABILITATION		608	102	14%	710
HOLMES REGIONAL MEDICAL CENTER		11	695	98%	706
VITAS HEALTHCARE CORP OF CENTRAL FL		680	26	4%	706
GRAND COURT TAMPA		702	4	1%	706
INTERNAL MEDICINE & PEDIATRICS OF TAMPA BAY PA		623	80	11%	703
RIVER GARDEN HEBREW HOME FOR THE AGED		644	59	8%	703
MEDICAL FP – WHOLE FAMILY HEALTH CENTER		577	120	17%	697
MAYFLOWER ASSISTED LIVING		689	7	1%	696
PREMIER MEDICAL LABORATORY SERVICES	2	468	225	32%	695
GOLDEN GLADES NURSING & REHABILITATION CTR		652	38	6%	690
SABAL PALMS HEALTH AND REHAB		625	63	9%	688
COLLIER COUNTY JAIL		685	3	0%	688
PALM GARDEN OF TAMPA		654	33	5%	687
ADDINGTON PLACE AT WELLINGTON GREEN		676	11	2%	687
CLEWISTON NURSING AND REHABILITATION CENTER		669	14	2%	683
MICHAEL A MIDDLETON MD PA□		649	34	5%	683
SHORE ACRES CARE CENTER		635	40	6%	675
TREE HOUSE PEDIATRICS PLLC		606	68	10%	674
FLORIDA STATE HOSPITAL CLINICAL LABORATORY		667	7	1%	674
Plantation Bay Rehabilitation Center		649	24	4%	673
MINI ER ADULT AND PEDIATRIC URGENT CARE		574	98	15%	672
BODYK		658	13	2%	671
FLORIDA HOSPITAL MEDICAL GROUP		405	266	40%	671
LIFE CARE CENTER OF HILLIARD		643	22	3%	665
HARBOUR HEALTH CENTER		643	19	3%	662
ST JOHN'S NURSING CENTER		637	25	4%	662
FIRST CHOICE PEDIATRICS		539	122	18%	661
HMA SANTA ROSA MEDICAL CENTER LLC DBA		538	123	19%	661
NSPIRE HEALTHCARE MIAMI LAKES	8	638	15	2%	661

COVID-19: testing by laboratory

Data through May 25, 2021 verified as of May 26, 2021 at 09:25 AM

Data in this report are provisional and subject to change.

The numbers in the table below represent the number of Florida and non-Florida residents for whom test results were received by the Department of Health. A person can be tested by more than one laboratory and can have both positive and negative results. **Therefore, the sum of the numbers in each column will be larger than the total number of people tested.**

Reporting lab	Inconclusive	Negative	Positive	Percent positive	Total
SOLARIS HEALTHCARE BAYONET POINT		639	21	3%	660
WILLOW BROOKE COURT AT INDIAN RIVER ESTATES		612	46	7%	658
VETERANS AFFAIRS MEDICAL CENTER - JAMES A HALEY			657	100%	657
POINT OF CARE TESTING SITE		630	26	4%	656
MAVERICK LABS		461	191	29%	652
FLORIDA DEPARTMENT OF HEALTH IN CALHOUN COUNTY		505	147	23%	652
BONIFAY NURSING AND REHAB CENTER		617	33	5%	650
MID-FLORIDA PATHOLOGY		483	167	26%	650
DBI HEALTH INC		634	16	2%	650
Consulate Health Care of North Fort Myers		630	15	2%	645
SEBASTIAN RIVER MEDICAL CENTER	3	456	183	29%	642
BALDOMERO LOPEZ STATE VETERANS NURSING HOME	2	633	6	1%	641
SOLARIS HEALTHCARE LAKE CITY		538	103	16%	641
CHILDRENS MEDICAL ASSOCIATION PA		570	70	11%	640
WELL-BEING MEDICAL CENTER PLLC		572	67	10%	639
VIERA VA OPC		628	11	2%	639
EXPRESS URGENT CARE LLC		1	636	100%	637
CONTINENTAL CLINICAL RESEARCH, LLC		557	75	12%	632
PHYSICIANS PRIMARY CARE LAB	1	552	77	12%	630
PALM GARDEN OF ORLANDO		596	34	5%	630
PIONEER CLINICAL LAB LLC		514	115	18%	629
CONSULATE HEALTHCARE OF VERO BEACH	14	532	83	13%	629
AFC URGENT CARE FAMILY CARE		1	628	100%	629
ANCIENT CITY PEDIATRICS	1	599	28	4%	628
DAVITA LABS	4	613	11	2%	628
PARTICLE THEORY LABS		598	25	4%	623
FLORIDA HOSPITAL HEARTLAND MED CTR LAKE PLACID		495	128	21%	623
VILLA MARIA NURSING & REHAB CENTER INC	1	604	17	3%	622
THERADOC		152	469	76%	621
SUNSHINE URGENT CARE LLC		463	157	25%	620
GEORGIA PUBLIC HEALTH LABORATORY		576	42	7%	618
HOSPICE OF THE FLORIDA SUNCOAST,THE		607	10	2%	617
HOPE HOSPICE AND COMMUNITY SERVICES INC	14	582	21	3%	617
ENCOMPASS HEALTH REHABILITATION HOSPITAL OF SUNRISE	8	600	8	1%	616
INNOVATIVE GENOMICS, LLC	10	556	49	8%	615
NEW YORK HOSPITAL LABORATORIES	1	598	16	3%	615
The Manor at Blue Water Bay		551	63	10%	614
FOUNTAIN MANOR HEALTH AND REHAB CENTER	1	590	22	4%	613
PALMETTO FAMILY HEALTHCARE	1	401	211	34%	613
HOLY CROSS HOSPITAL		13	598	98%	611
AFC URGENT CARE SEMINOLE	1		610	100%	611
URGENT CARE EXPRESS LLC	1	243	364	60%	608
Solaris Healthcare Daytona	2	554	52	9%	608
DOH – INDIAN RIVER		500	107	18%	607
LORI MCAULIFFE MD PA		555	51	8%	606
XPRESS URGENT CARE- PORT ST. LUCIE		444	162	27%	606
PENSACOLA PEDIATRICS MILTON		543	63	10%	606

COVID-19: testing by laboratory

Data through May 25, 2021 verified as of May 26, 2021 at 09:25 AM

Data in this report are provisional and subject to change.

The numbers in the table below represent the number of Florida and non-Florida residents for whom test results were received by the Department of Health. A person can be tested by more than one laboratory and can have both positive and negative results. **Therefore, the sum of the numbers in each column will be larger than the total number of people tested.**

Reporting lab	Inconclusive	Negative	Positive	Percent positive	Total
JAMES A HALEY VETERANS HOSPITAL		2	602	100%	604
LAUDERDALE NURSING CENTER LLC	1	584	19	3%	604
HEALTH CENTER AT BRENTWOOD	1	553	47	8%	601
PATIENTS FIRST - MAHAN DRIVE		164	436	73%	600
NORTH FLORIDA RETIREMENT VILLAGE		595	5	1%	600
DASCENA, INC	3	537	60	10%	600
WEST GABLES HEALTH CARE CENTER		587	13	2%	600
MANOR OAKS NURSING & REHAB CENTER	5	593	2	0%	600
University Crossing		597	3	1%	600
PORT SAINT LUCIE HOSPITAL		586	10	2%	596
UNIVERSITY OF TAMPA INC, THE		572	21	4%	593
PALM GARDEN OF WINTER HAVEN	3	574	16	3%	593
BROOKDALE FORT MYERS CYPRESS LAKE		590	2	0%	592
DIGNITY HEALING, LLC		572	19	3%	591
NORTH FLORIDA REHABILITATION & SPECIALTY CARE☐		571	20	3%	591
PEDIATRICS BY THE SEA		553	38	6%	591
AFC URGENT CARE TYRONE		4	587	99%	591
LIFE CARE CENTER OF WINTER HAVEN		571	20	3%	591
TUSKAWILLA NURSING AND REHAB CENTER	2	580	8	1%	590
CONSULATE HEALTH CARE OF BAYONET POINT	4	565	21	4%	590
PLANT CITY PEDIATRICS	1	475	113	19%	589
MIDWAY SPECIALTY CARE CENTER	3	471	114	19%	588
THE VILLAGES REGIONAL HOSPITAL FREESTANDING		536	52	9%	588
PEDIATRIC ASSOCIATES OF OCALA PA		545	42	7%	587
SHORELINE PHYSICIAN GROUP		364	223	38%	587
Palm Garden of Largo		577	4	1%	581
BAPTIST PRIMARY CARE, INC		549	32	6%	581
BENTON PEDIATRICS INC		521	59	10%	580
NURSING PLUS OF BROWARD LLC	1	556	23	4%	580
EMERALD COAST PEDIATRICS & ADOL		512	67	12%	579
METROPOLITAN HOSPITAL CENTER		569	9	2%	578
OCEAN BIOSCIENCES		566	12	2%	578
RICARDO NAVARRO DO PA		486	90	16%	576
Good Samaritan Society Kissimmee Village		508	67	12%	575
PREMIER MEDICAL CENTER LLC	11	534	28	5%	573
ECCOLAB GROUP	1	152	420	73%	573
TENNESSEE DOH - NASHVILLE	2	504	66	12%	572
MEDICAL VB		451	121	21%	572
GANDY CROSSING CARE CENTER	1	545	24	4%	570
PALM GARDEN OF JACKSONVILLE☐	2	487	80	14%	569
CHAUTAUQUA REHABILITATION AND NURSING CENTER		553	12	2%	565
MEMORIAL PEMBROKE 24/7 CARE CENTER		435	129	23%	564
BROWARD PARTNERSHIP	6	550	8	1%	564
ARCPOINTS LABS		492	71	13%	563
LITTLE PINE PEDIATRICS PLLC	3	494	66	12%	563
WHITE-WILSON MEDICAL CENTER - NICEVILLE		512	51	9%	563
VETERANS AFFAIRS MEDICAL CENTER - BAY PINES		19	543	97%	562

COVID-19: testing by laboratory

Data through May 25, 2021 verified as of May 26, 2021 at 09:25 AM

Data in this report are provisional and subject to change.

The numbers in the table below represent the number of Florida and non-Florida residents for whom test results were received by the Department of Health. A person can be tested by more than one laboratory and can have both positive and negative results. **Therefore, the sum of the numbers in each column will be larger than the total number of people tested.**

Reporting lab	Inconclusive	Negative	Positive	Percent positive	Total
SANDBAY URGENT CARE		455	106	19%	561
NEMOURS CHILDERN'S HOSPITAL		453	108	19%	561
CITRUS NURSING CENTER LLC		512	47	8%	559
VETERANS AFFAIRS MEDICAL CENTER - GAINESVILLE		3	556	99%	559
STEWARD SEBASTIAN RIVER MEDICAL CENTER		500	58	10%	558
CARENOW	3	315	240	43%	558
THE SPRINGS AT BOCA CIEGA BAY		546	11	2%	557
KINDRED HOSPITAL	10	525	22	4%	557
MEDIPATH PATHOLOGY SERVICES		109	448	80%	557
THE PALACE AT HOMESTEAD	1	534	21	4%	556
ATLANTIC SHORES NURSING AND REHAB CENTER	1	542	13	2%	556
The Sands at South Beach		549	4	1%	553
PARKLANDS FACILITY INC	4	507	42	8%	553
EXPERTUS LABORATORIES INC		448	103	19%	551
BROOKSVILLE HEALTHCARE CENTER LLC☐		532	18	3%	550
HERON POINTE HEALTH AND REHABILITATION	1	545	3	1%	549
CLERMONT HEALTH AND REHABILITATION CENTER		515	33	6%	548
MAGNOLIA FAMILY URGENT CARE		494	53	10%	547
VITAE DIAGNOSTICS		534	13	2%	547
NCF DIAGNOSTICS & DNA TECHNOLOGIES	15	213	318	58%	546
COASTAL URGENT CARE		428	116	21%	544
MANOR AT CARPENTERS		512	32	6%	544
JACKSON MEMORIAL LONG TERM CARE CENTER		508	36	7%	544
DOCTORS CENTER,THE		432	111	20%	543
BOULEVARD REHABILITATION CENTER		524	16	3%	540
MOOSEHAVEN HEALTH CENTER		478	62	11%	540
Heartland Healthcare of Ft. Myers	1	536	3	1%	540
LIFE CARE CENTER OF PALM BAY☐		510	28	5%	538
FLOMEDILAB		301	236	44%	537
OKEECHOBEE COUNTY HEALTH DEPT	1	389	146	27%	536
STARKE FAMILY MEDICAL CENTER		441	95	18%	536
ORLANDO HEALTH CENTER FOR REHABILITATION		521	15	3%	536
UNIVERSITY OF CENTRAL FLORIDA HEALTH SERVICES		513	23	4%	536
TRINITY REGIONAL REHAB CENTER		502	33	6%	535
Ocala Health and Rehabilitation Center		510	25	5%	535
MEDSCAN LABORATORY INC	1	316	218	41%	535
ORLANDO VA MEDICAL CENTER		2	532	100%	534
SAMANTHA WILSON CARE CENTER	4	518	12	2%	534
PALM BEACH PEDIATRICS PA	2	460	71	13%	533
FLORIDA DEPARTMENT OF HEALTH CLAY COUNTY	2	429	101	19%	532
ST CLOUD REGIONAL MEDICAL CENTER CLINICAL LAB		394	138	26%	532
JACKSON MEMORIAL PERDUE MEDICAL CENTER		502	29	5%	531
AMBULATORY SURGERY CENTER OF BOCA RATON LTD		526	4	1%	530
LIFE HOPE LABS, LLC		510	19	4%	529
GOOD SAMARITAN CENTER		526	3	1%	529
MED FAST URGENT CARE CENTER		260	269	51%	529
WIMAUMA COMMUNITY HEALTH CENTER		437	91	17%	528

COVID-19: testing by laboratory

Data through May 25, 2021 verified as of May 26, 2021 at 09:25 AM

Data in this report are provisional and subject to change.

The numbers in the table below represent the number of Florida and non-Florida residents for whom test results were received by the Department of Health. A person can be tested by more than one laboratory and can have both positive and negative results. **Therefore, the sum of the numbers in each column will be larger than the total number of people tested.**

Reporting lab	Inconclusive	Negative	Positive	Percent positive	Total
SUSANNA WESLEY HEALTH CENTER		491	37	7%	528
MEDICAL CENTER CLINIC-IMMEDIATE CARE	1	423	104	20%	528
NEW YORK PRESBYTERIAN - CUMC CLINICAL		507	20	4%	527
PINES OF SARASOTA		518	9	2%	527
ENZO CLINICAL LABS INC	3	498	26	5%	527
SOLARIS HEALTHCARE OSCEOLA		501	25	5%	526
LA MER NH LLC☐		518	8	2%	526
MEMPHIS PATHOLOGY LABORATORY	5	497	24	5%	526
NEW PLANT CITY FAMILY CARE	1	291	234	44%	526
TIDEWELL HOSPICE INC	2	516	7	1%	525
HILLCREST HEALTH CARE & REHABILITATION CENTER	3	507	15	3%	525
Solaris HealthCare Windermere		492	33	6%	525
PW WINDERMERE SUBTENANT LLC		521	4	1%	525
BHA TITUSVILLE CLINIC		489	35	7%	524
PORT CHARLOTTE HMA		465	58	11%	523
AZALEA TRACE PHYSICIAN SERVICES		515	7	1%	522
ASSOCIATESMD MEDICAL GROUP INC		441	77	15%	518
VITAS HEALTHCARE CORPORATION		510	5	1%	515
MEDFAST URGENT CARE CENTERS		231	283	55%	514
FAIRWAY OAKS CENTER LLC	6	500	6	1%	512
SOLARIS HEALTHCARE MERRITT ISLAND		449	62	12%	511
AMEERAH LABS, LLC	2	416	90	18%	508
FLO-MEDILAB SERVICES LLC		195	313	62%	508
Darcy Hall Of Life Care		492	14	3%	506
VITAS LUTHERAN TOWERS INPATIENT PROGRAM		441	65	13%	506
HOLISTIX TREATMENT CENTERS		495	11	2%	506
SANFORD LABORATORIES		459	46	9%	505
ASCEND CLINICAL	7	415	82	16%	504
VILLAGE DOCTORS OF KEYSTONE		402	102	20%	504
Cypress Cove Care Center		403	101	20%	504
ADVENTHEALTH EXPRESS CARE AT		417	84	17%	501
Williston Care Center		433	67	13%	500
CLINICAL PATHOLOGY LABS		388	112	22%	500
Colonial Lakes Health Care		453	46	9%	499
Parkview Rehabilitation Center at Winter Park		489	10	2%	499
RENAISSANCE AT THE TERRACES		488	9	2%	497
BAPTIST HEALTH URGENT CARE AT PLANTATION		427	70	14%	497
ONESTOP MEDICAL AND URGENT CARE LLC		429	67	14%	496
EPN URGENT CARE		84	412	83%	496
Manatee Springs Rehabilitation and Nursing Center		474	20	4%	494
SEASIDE HEALTH AND REHABILITATION CENTER		431	63	13%	494
ELLENTON PEDIATRICS		473	19	4%	492
AYERS HEALTH & REHABILITATION CENTER		485	7	1%	492
Bayside Care Center	1	469	21	4%	491
ST PETERSBURG PEDIATRICS-SEMINOLE BLVD		417	74	15%	491
Quest Diag Unspecifd	1	326	164	33%	491
MARION AND BERNARD L SAMSON NURSING CENTER		485	4	1%	489

COVID-19: testing by laboratory

Data through May 25, 2021 verified as of May 26, 2021 at 09:25 AM

Data in this report are provisional and subject to change.

The numbers in the table below represent the number of Florida and non-Florida residents for whom test results were received by the Department of Health. A person can be tested by more than one laboratory and can have both positive and negative results. **Therefore, the sum of the numbers in each column will be larger than the total number of people tested.**

Reporting lab	Inconclusive	Negative	Positive	Percent positive	Total
MOBILE MEDICAL ASSOCIATES PL	17	420	52	11%	489
FLETCHER HEALTH AND REHABILITATION CENTER		485	3	1%	488
FAMILY EXPRESS URGENT CARE		5	482	99%	487
PENSACOLA PEDIATRICS, PA		466	19	4%	485
Life Care Center of Punta Gorda	1	469	15	3%	485
PEDIATRIC HEALTH CARE ALLIANCE, PA		440	44	9%	484
FAMILY CARE PARTNERS OF NORTHEAST FLORIDA LLC		404	79	16%	483
Santa Rosa Center for Rehabilitation and Healing		409	74	15%	483
RITECARE MEDICAL CENTER		392	90	19%	482
HARDEE COUNTY HEALTH DEPARTMENT		391	91	19%	482
AVANTE AT OCALA INC	5	444	32	7%	481
HARTS HARBOR HEALTH CARE CENTER		457	24	5%	481
HEALTHWORKS MED GROUP OF FLORIDA PA	3	467	9	2%	479
NAVAL HOSPITAL - JACKSONVILLE		138	341	71%	479
Q ANSWER LAB	1	414	63	13%	478
HEALTHY STEPS PEDIATRICS		425	52	11%	477
TREASURE COAST COMMUNITY HEALTH	3	397	77	16%	477
BLOUNTSTOWN REHABILITATION CENTER LLC		368	108	23%	476
ADVENTHEALTH EXPRESS CARE AT WALGREENS 49TH STREET		405	71	15%	476
SIGNATURE HEALTHCARE OF NORTH FLORIDA		470	5	1%	475
MANOR CARE OF BOYNTON BEACH LLC		447	24	5%	471
RAPID RELIABLE TESTING NY LLC		458	12	3%	470
WALGREENS 4915	2	423	45	10%	470
NTD_EUROFINS_AIMS		429	40	9%	469
BROOKDALE LAKE TAVARES		460	8	2%	468
CENTRAL FLORIDA HEALTH SERVICES		414	54	12%	468
ABBEY DELRAY		461	7	1%	468
UNIVERSITY OF TAMPA STUDENT HEALTH AND SHC CLINICAL LABORATORY		299	168	36%	467
SPECIALTY HEALTH AND REHABILITATION CENTER		435	32	7%	467
MANORCARE HEALTH SERVICES - VENICE		410	56	12%	466
BROOKDALE PALMER RANCH	1	407	57	12%	465
ST PETERSBURG PEDIATRICS-PARK BLVD		423	42	9%	465
ORCHARD PARK HEALTH & REHABILITATION		458	6	1%	464
INDIAN RIVER CTR, LLC		410	52	11%	462
THE PALACE MANAGEMENT - THE PALACE AT CORAL GABLES		458	3	1%	461
WALGREENS 3173		421	40	9%	461
PALM GARDEN OF WEST PALM BEACH☐	4	441	16	3%	461
Destin Healthcare and Rehabiliation Center	1	420	40	9%	461
NATIONS BEST FAMILY HEALTH CARE		272	187	41%	459
PRO HEALTH		208	249	54%	457
TAMARAC REHABILITATION & HEALTH CENTER		450	6	1%	456
CLARIDGE HOUSE NURSING CENTER		437	18	4%	455
WATERMARK LAKE POINTE WOODS LLC		436	18	4%	454
ROLLINS COLLEGE WELLNESS CENTER		130	323	71%	453
ST ANDREWS BAY SKILLED NURSING &		391	61	13%	452
CHEEK AND SCOTT DRUGS INC		377	74	16%	451
PEACHTREE IMMEDIATE CARE		383	68	15%	451

COVID-19: testing by laboratory

Data through May 25, 2021 verified as of May 26, 2021 at 09:25 AM

Data in this report are provisional and subject to change.

The numbers in the table below represent the number of Florida and non-Florida residents for whom test results were received by the Department of Health. A person can be tested by more than one laboratory and can have both positive and negative results. **Therefore, the sum of the numbers in each column will be larger than the total number of people tested.**

Reporting lab	Inconclusive	Negative	Positive	Percent positive	Total
MADISON FACILITY INC		443	8	2%	451
BAPTIST PRIMARY CARE INC	1	420	28	6%	449
HEALTH CENTRAL PARK		381	68	15%	449
DIAGNOSTIC & CLINICAL CARE SERVICES INC DBA		358	90	20%	448
PruittHealth Panama City	1	380	66	15%	447
ORCHARD RIDGE CARE AND REHABILITATION CENTER		428	19	4%	447
SMA SPECIALTY MEDICAL LAB		120	327	73%	447
FLORIDA HEART & VASCULAR MULTISPECIALTY GROUP PA		343	103	23%	446
DIAMOND RIDGE HEALTH AND REHABILITATION CENTER		424	22	5%	446
EMERITUS AT NAPLES	2	441	2	0%	445
HCSO OCCUPATIONAL HEALTH AND WELLNESS CENTER		356	85	19%	441
LUIS A GHIGLINO MD PA		427	13	3%	440
SUN COUNTRY PEDIATRICS PLLC	9	393	38	9%	440
BARTON HEALTH ALLIANCE	3	384	51	12%	438
ABBOTT DIAGNOSTICS		409	29	7%	438
Bardmoor Oaks Healthcare and Rehabilitation Center		422	14	3%	436
APP-UNIPATH, LLC	2	417	16	4%	435
Solaris Healthcare Lake Bennet		397	38	9%	435
PEDIATRICS IN BREVARD PA- ROCKLEDGE		385	49	11%	434
GENETIC TECHNOLOGICAL INNOVATIONS, LLC		418	15	3%	433
Life Care Center of Ocala		362	70	16%	432
ENCOMPASS HEALTH REHABILITATION OF SEA PINES		428	2	0%	430
FLORIDA DEPT OF HEALTH IN BREVARD COUNTY	3	364	63	15%	430
AVECINA MEDICAL JULINGTON	1	240	189	44%	430
BAY VILLAGE OF SARASOTA INC		426	3	1%	429
MY HEALTHY BLUEPRINT BY BAPTIST HEALTH CARE		359	70	16%	429
HOLISTIC PEDIATRICS GROUP LLC		402	27	6%	429
FIRST CHOICE PEDIATRICS INC	1	385	42	10%	428
PALMS REHABILITATION AND HEALTHCARE CENTER		387	40	9%	427
ARCPOINT LABS OF ST PETERSBURG		336	91	21%	427
SUNLAND MARIANNA COX MEDICAL CENTER		383	43	10%	426
SABAL DIRECT PRIMARY CARE, PA		341	84	20%	425
PALMS OF SEBRING		386	38	9%	424
Vi at Lakeside Village Skilled Nursing		409	15	4%	424
FLORIDA DEPARTMENT OF HEALTH IN LIBERTY COUNTY	3	324	97	23%	424
Bay Breeze Senior Living and Rehabilitation Center		371	53	13%	424
ADVANCED AMBULATORY SURGERY CENTER		408	14	3%	422
LASER & SURGERY CENTER OF THE PALM BEACHES☐		419	2	0%	421
LEHIGH REGIONAL MEDICAL CENTER LAB	2	372	47	11%	421
The Care Center at Pinellas Park	1	406	14	3%	421
BRIDGEWATER PARK HEALTH AND REHAB	4	383	34	8%	421
GARCIA CLINICAL LABORATORY		28	392	93%	420
HEALTH PARK CARE CENTER		413	7	2%	420
Solaris Healthcare Coconut Creek		409	11	3%	420
HARDEE MANOR HEALTH CARE CENTER	1	415	4	1%	420
UR MEDICINE LABS- CENTRAL LABORATORY		392	26	6%	418
ROSEWOOD HEALTH AND REHABILITATION CENTER		389	29	7%	418

COVID-19: testing by laboratory

Data through May 25, 2021 verified as of May 26, 2021 at 09:25 AM

Data in this report are provisional and subject to change.

The numbers in the table below represent the number of Florida and non-Florida residents for whom test results were received by the Department of Health. A person can be tested by more than one laboratory and can have both positive and negative results. **Therefore, the sum of the numbers in each column will be larger than the total number of people tested.**

Reporting lab	Inconclusive	Negative	Positive	Percent positive	Total
KEY LARGO - LARGO CARGO		379	38	9%	417
BAPTIST HEALTH SOUTH FLORIDA - WEST BOCA URGENT CARE		350	67	16%	417
MINUTECLINIC LLC #3671		372	45	11%	417
BOCA BIOLISTICS REFERENCE LABORATORY	4	284	128	31%	416
FLORIDA DEPARTMENT OF HEALTH		361	54	13%	415
LIFE CARE PONTE VEDRA INC		403	12	3%	415
JACKSONVILLE VA UNIVERSITY OPC	4	398	13	3%	415
ST JOSEPH'S HOSPITAL LABORATORY		2	412	100%	414
NAPHCARE, INC AT MANATEE COUNTY JAIL		387	26	6%	413
STUART - FAIRGROUNDS		364	49	12%	413
AVON PARK PEDIATRICS INC	3	361	49	12%	413
Timberridge Center for Rehabilitation and Healing		378	35	8%	413
FREEDOM SQUARE NURSING CENTER☐		400	12	3%	412
BAYSHORE DIAGNOSTICS		365	46	11%	411
TGH		1	408	100%	409
TIDE LABORATORIES		362	45	11%	407
HENDRY REGIONAL MEDICAL CENTER		119	288	71%	407
Coastal Health and Rehabilitation Center		394	13	3%	407
Life Care Center at Inverrary		396	10	2%	406
ELMCROFT PINECREST	1	376	27	7%	404
JACKSONVILLE KIDS PEDIATRICS, PLLC		368	36	9%	404
TRI-COUNTY NURSING AND REHABILITATION CENTER INC		389	15	4%	404
OCEAN VIEW NURSING AND REHAB CENTER		381	22	5%	403
SEA BREEZE REHAB AND NURSING CENTER☐		393	9	2%	402
GULF COAST MEDICAL CENTER		396	6	1%	402
VILLAGE PLACE NH LLC☐		351	50	12%	401
SUNCOAST URGENT CARE		299	101	25%	400
COMMUNITY HEALTH AND REHABILITATION CENTER		336	63	16%	399
VI AT BENTLEY VILLAGE HOME CARE		397	1	0%	398
MEDFAST URGENT CARE CENTER		167	231	58%	398
CAREATC, INC.	11	354	32	8%	397
EHEALTHSCREENINGS, LLC		396			396
MINI ER AND URGENT CARE		289	105	27%	394
FAMILY MEDICAL CARE OF PALM BEACH		281	113	29%	394
EXCEL PEDIATRICS		336	58	15%	394
CORAL TRACE HEALTH CARE☐	2	384	7	2%	393
MANORCARE AT LELY PALMS		385	8	2%	393
CITY OF PORT SAINT LUCIE		362	29	7%	391
Stacey Health Care Centers Inc. dba Riverside Care Center		361	30	8%	391
LIFE BRITE	4	366	19	5%	389
SERENADES IN THE VILLAGES		336	53	14%	389
BARBER		13	376	97%	389
AVANTE AT MT DORA		381	8	2%	389
BEAR CREEK NURSING CENTER		383	5	1%	388
VILLAGE DOCTORS FAMILY MEDICAL CENTER OF		320	68	18%	388
HAINES CITY REHABILITATION AND NURSING CENTER		363	24	6%	387
BAYFRONT MEDICAL		335	51	13%	386

COVID-19: testing by laboratory

Data through May 25, 2021 verified as of May 26, 2021 at 09:25 AM

Data in this report are provisional and subject to change.

The numbers in the table below represent the number of Florida and non-Florida residents for whom test results were received by the Department of Health. A person can be tested by more than one laboratory and can have both positive and negative results. **Therefore, the sum of the numbers in each column will be larger than the total number of people tested.**

Reporting lab	Inconclusive	Negative	Positive	Percent positive	Total
VETERANS AFFAIRS MEDICAL CENTER - LAKE CITY		52	334	87%	386
KISSIMMEE FACILITY OPERATIONS LLC		361	25	6%	386
ST CATHERINE'S WEST REHABILITATION HOSPITAL		372	14	4%	386
LAKE REGIONAL URGENT CARE		124	261	68%	385
WILLISTON PEDIATRICS PA	1	340	44	11%	385
HARBOURWOOD	1	375	9	2%	385
BROOKDALE PADDOCK HILLS	2	380	2	1%	384
Solaris HealthCare Imperial		375	8	2%	383
AFTER HOURS PEDIATRICS INC	1	1	380	99%	382
ARCPOINT LABS OF SARASOTA MANATEE		295	87	23%	382
FAMILY CARE PARTNERS OF NE FLORIDA LLC		305	77	20%	382
FL HUD DESTIN, LLC D/B/A GRAND BOULEVARD HEALTH		342	39	10%	381
TRENTON MEDICAL CENTER INC DBA PALMS MEDICAL GROUP	4	283	94	25%	381
Surrey Place Healthcare and Rehabilitation		379	2	1%	381
MANOR CARE OF NAPLES FL LLC		375	6	2%	381
ELMHURST HOSPITAL CENTER	1	348	32	8%	381
PALMETTO SUBACUTE CARE CENTER		367	13	3%	380
FAIR HAVENS CENTER, OPCO		371	8	2%	379
REHABILITATION CENTER OF LAKE CITY, THE		348	30	8%	378
solaris Healthcare Parkway	2	356	20	5%	378
ACCESS MEDICAL CENTER	1	344	33	9%	378
HOLLEY NAVARRE MEDICAL CLINIC		293	84	22%	377
FLORIDA KEYS PEDIATRICS & ADOLESCENT CENTER		358	19	5%	377
24/7 PEDIATRIC CARE CENTERS INC		356	21	6%	377
BAYA PHARMACY WEST		8	368	98%	376
HOLIDAY CVS LLC DBA CVS/PHARMACY #0440		359	17	5%	376
BAYA POINTE NURSING AND REHABILITATION		293	83	22%	376
SPRINGTREE REHAB & HEALTH CARE CENTER		352	24	6%	376
COLOR GENOMICS, INC.	4	366	6	2%	376
Marshall Health and Rehabilitation Center		325	50	13%	375
LAKE EUSTIS HEALTH AND REHABILITATION CENTER		366	8	2%	374
ELLENTON PEDIATRICS PA		353	21	6%	374
EPWORTH VILLAGE RETIREMENT COMMUNITY		368	6	2%	374
TAVARES PEDIATRICS		312	61	16%	373
STATMED QUICK QUALITY CLINIC AT NORTH PINELLAS		109	264	71%	373
HOSPICE OF LAKE & SUMTER INC	1	361	11	3%	373
ESTERO ISLAND MEDICAL CENTER		295	77	21%	372
RIVERS FAMILY MEDICINE PA		284	88	24%	372
AVENTURA REHAB AND NURSING CENTER		353	18	5%	371
MACDILL AIR FORCE BASE		330	41	11%	371
URGENT CARE BETHESDA	1	318	52	14%	371
INFORM DIAGNOSTICS		361	9	2%	370
ADVENT HEALTH - TAMPA		148	221	60%	369
QUICK CARE MED LLC	1	298	68	19%	367
CRYSTAL RIVER HEALTH & REHAB		362	4	1%	366
EDGEWATER AT WATERMAN VILLAGE,THE		348	18	5%	366
JACKSON PLAZA NURSING & REHAB CENTER	6	348	10	3%	364

COVID-19: testing by laboratory

Data through May 25, 2021 verified as of May 26, 2021 at 09:25 AM

Data in this report are provisional and subject to change.

The numbers in the table below represent the number of Florida and non-Florida residents for whom test results were received by the Department of Health. A person can be tested by more than one laboratory and can have both positive and negative results. **Therefore, the sum of the numbers in each column will be larger than the total number of people tested.**

Reporting lab	Inconclusive	Negative	Positive	Percent positive	Total
Concordia Village of Tampa AL		358	5	1%	363
CYPRESS COVE		354	8	2%	362
EAST RIDGE RETIREMENT VILLAGE		359	3	1%	362
SOUTHWEST ORLANDO FAMILY MEDICINE, PL		301	60	17%	361
POMPANO REHABILITATION AND NURSING CTR		356	5	1%	361
CONCIMED LLC		327	34	9%	361
CENTERSTONE OF FLORIDA☐		327	32	9%	359
The Grove Health and Rehabilitation		335	24	7%	359
AMERICAN ESOTERIC LAB-BIRMINGHAM		354	5	1%	359
AMERICAN RESEARCH LABS		306	52	15%	358
FRICKS PHARMACY		289	68	19%	357
WALGREENS #04809	1	323	33	9%	357
ARGO SENIOR LIVING AT HAVERHILL		336	21	6%	357
AVANTE AT LEESBURG INC		352	5	1%	357
KEY WEST HEALTH AND REHAB	1	347	8	2%	356
DEPARTMENT OF HEALTH BUREAU OF FAMILY		340	15	4%	355
Avante at St Cloud, Inc.		344	11	3%	355
HAVEN OF OUR LADY OF PEACE INC		346	8	2%	354
HCTB INC		295	58	16%	353
VILLAGE AT VIENNA SQUARE,THE☐	6	329	18	5%	353
APOLLO HEALTH & REHABILITATION		345	7	2%	352
JUPITER MEDICAL CENTER URGENT CARE - STUART		270	82	23%	352
MY CLINICAL LAB		223	129	37%	352
FOUNTAIN INN NURSING & REHABILITATION CTR, INC		346	6	2%	352
CORAL BAY HEALTHCARE AND REHABILITATION	1	338	12	3%	351
ROSEN MEDICAL CENTER		302	49	14%	351
Chatham Glen Healthcare and Rehabilitation Center	1	339	10	3%	350
SELECT REFERENCE LABORATORIES, LLC	1	336	12	3%	349
ST LUCIE EMPLOYEE HEALTH & WELLNESS CENTER		334	14	4%	348
COLLIER PHARMACY		287	60	17%	347
REGENTS PARK OF BOCA RATON☐		342	5	1%	347
TIERRA PINES CENTER		334	13	4%	347
HEALTH DESIGNS		332	14	4%	346
SIGNATURE HEALTHCARE AT THE COURTYARD		298	47	14%	345
SUNRISE DIAGNOSTIC LABORATORY		292	53	15%	345
LabCorp (Non-Interfaced)	2	133	210	61%	345
USAFSAM/PHE		175	170	49%	345
FLORIDA HEALTH CARE PLANS			344	100%	344
MIAMI CEREBRAL PALSY RESIDENTIAL		342	1	0%	343
ADVENT HEALTH CENTRA CARE - PALM COAST		80	262	77%	342
STAR CARE		284	58	17%	342
ST VINCENT'S AMBULATORY CARE INC DBA	2	298	42	12%	342
SPRINGS AT LAKE POINTE WOODS		339	2	1%	341
Avante at Inverness		337	3	1%	340
CRONOS CLINICAL LABORATORY	22	227	91	27%	340
MIDWAY PRIMARY CARE, LLC	11	217	112	33%	340
ST JUDE CHILDREN'S RESEARCH HOSPITAL		325	15	4%	340

COVID-19: testing by laboratory

Data through May 25, 2021 verified as of May 26, 2021 at 09:25 AM

Data in this report are provisional and subject to change.

The numbers in the table below represent the number of Florida and non-Florida residents for whom test results were received by the Department of Health. A person can be tested by more than one laboratory and can have both positive and negative results. **Therefore, the sum of the numbers in each column will be larger than the total number of people tested.**

Reporting lab	Inconclusive	Negative	Positive	Percent positive	Total
DELTONA HEALTH CARE		307	32	9%	339
RULEME CENTER	2	307	30	9%	339
220 GOLDEN, LLC	1	322	16	5%	339
MACCLENNY NURSING AND REHAB		320	18	5%	338
MEDICAL CENTER AT OCEAN REEF,THE		321	17	5%	338
LAKESIDE NEUROLOGIC		324	14	4%	338
GOOD SAMARITAN SOCIETY-DAYTONA		315	21	6%	336
ACCURATE DIAGNOSTIC LABS, INC	1	317	18	5%	336
AMERICAN FINNISH NURSING HOME	2	326	8	2%	336
ARDEN COURTS OF TAMPA☐	2	327	6	2%	335
DAYTONA BEACH HEALTH AND REHAB CENTER		333	2	1%	335
KENNEDY PAIN CLINIC GROUP LLC		301	34	10%	335
VITAS HEALTHCARE CORPORATION OF FL		320	15	4%	335
CORAL REEF NURSING & REHABILITATION CENTER		327	8	2%	335
PHYSICIANS REGIONAL WALK-IN		196	139	41%	335
TALLAHASSEE NHHI LLC	1	307	27	8%	335
CROSS POINTE CARE CENTER	2	326	6	2%	334
BOCA RATON REHABILITATION CENTER	4	324	5	2%	333
PALM GARDEN OF PINELLAS		332	1	0%	333
Life Care Center at Wells Crossing		309	24	7%	333
NORTH PINELLAS STATMED QUICK QUALITY CLINICS		236	97	29%	333
Flagler Health and Rehabilitation		320	12	4%	332
ALTAMONTE PEDIATRIC ASSOCIATES		255	77	23%	332
LEESBURG PEDIATRICS		294	38	11%	332
LODGE HEALTH AND REHABILITATION CENTER, THE		298	33	10%	331
ST JAMES HEALTH AND REHABILITATION CENTER		242	87	26%	329
TRUE NORTH HEALTH NAVIGATION LLC DBA DISPATCHHEALTH	1	277	51	16%	329
HOSPICE OF ST FRANCIS INC☐		321	7	2%	328
WHITE WILSON MEDICAL IMMEDIATE CARE NICEVILLE		101	227	69%	328
AVELLINO LAB USA, INC	1	313	14	4%	328
WESTCHESTER GARDENS LIMITED PARTNERSHIP		319	9	3%	328
Sunset Point Center		321	6	2%	327
PROFESSIONAL URGENT CARE SERVICES		272	54	17%	326
SILVER CREEK SENIOR LIVING COMMUNITY		321	5	2%	326
PIONEER CLINICAL LAB, LLC		212	113	35%	325
LUTHERAN HAVEN		316	9	3%	325
PONTE VEDRA GARDENS		323	1	0%	324
BIOCEPT		302	22	7%	324
BENTLEY CARE CENTER		323	1	0%	324
NADAL PEDIATRICS		269	54	17%	323
JACKSONVILLE UNIVERSITY	1	303	19	6%	323
HUNT CLUB PEDIATRIC ASSOCIATES, P.A.		275	48	15%	323
HIGHLANDS URGENT CARE		1	322	100%	323
Life Care Center of Sarasota		309	14	4%	323
D PEDIATRICS		291	32	10%	323
FORT PIERCE HEALTH CARE		316	7	2%	323
RIVERWOOD HEALTH NH LLC		283	40	12%	323

COVID-19: testing by laboratory

Data through May 25, 2021 verified as of May 26, 2021 at 09:25 AM

Data in this report are provisional and subject to change.

The numbers in the table below represent the number of Florida and non-Florida residents for whom test results were received by the Department of Health. A person can be tested by more than one laboratory and can have both positive and negative results. **Therefore, the sum of the numbers in each column will be larger than the total number of people tested.**

Reporting lab	Inconclusive	Negative	Positive	Percent positive	Total
HEATHER HILL HEALTHCARE CENTER		275	47	15%	322
HOMESTEAD MANOR	2	278	41	13%	321
CONSULATE HEALTH CARE OF SAFETY HARBOR		314	7	2%	321
Avante at Orlando	1	314	6	2%	321
West Melbourne Health and Rehabilitation Center		319	1	0%	320
PruittHealth Santa Rosa		225	94	29%	319
USA HEALTH UNIVERSITY HOSPITAL CLINICAL LABORATORY	1	308	10	3%	319
ST MARK VILLAGE	1	312	5	2%	318
CONEY ISLAND HOSPITAL	1	306	11	3%	318
OSPREY LODGE		257	61	19%	318
MEDEXPRESS LUTZ		4	313	99%	317
SILVERCREST HEALTH AND REHABILITATION CENTER	3	305	8	3%	316
BARBARA O'REILLY MD PA		309	7	2%	316
IMA MEDICAL GROUP	1	233	82	26%	316
MEDICATION ROOMS-CSU/CI NURSE STATION	1	301	13	4%	315
BAY COUNTY SHERIFFS OFFICE JAIL FACILITY		262	53	17%	315
JUPITER MEDICAL CENTER URGENT CENTER		265	49	16%	314
GENESIS MEDICAL LABORATORY MIAMI FL.		83	230	73%	313
MILLENNIUM PHYSICIAN GROUP LLC		273	40	13%	313
Chatsworth at PGA National, LLC		297	14	5%	311
DE LUNA HEALTH AND REHABILITATION CENTER		287	23	7%	310
BENTLEY VILLAGE II		299	10	3%	309
PERSONALIZED GENETIC TESTING	3	205	100	32%	308
SARAPATH DIAGNOSTICS		175	131	43%	306
ALLIANCE PEDIATRICS PA		298	8	3%	306
RITE MEDICAL CARE PC		303	3	1%	306
FARAH MEDICAL		289	17	6%	306
renaissance health and rehabilitation center		278	27	9%	305
LAKELAND REGIONAL HEALTH SYSTEMS INC		39	266	87%	305
CLARE BRIDGE ORMOND BEACH	1	303			304
FLORIDA ATLANTIC UNIVERSITY STUDENT HEALTH		252	52	17%	304
FLORIDA DEPARTMENT OF HEALTH IN TAYLOR COUNTY	1	254	49	16%	304
CAREATC CITY OF TAMPA	27	235	41	14%	303
WALGREENS 10670		263	40	13%	303
LAKE PARK OF MADISON		292	11	4%	303
ARBOR FACILITY INC		298	4	1%	302
AVANTE AT ORMOND BEACH INC		292	9	3%	301
DISCOVERY VILLAGE AT NAPLES		284	17	6%	301
SHC College Park		298	3	1%	301
A PLUS PEDIATRICS		265	35	12%	300
HEARTLAND PEDIATRICS OF LAKE PLACID PA	1	263	36	12%	300
SANDY PINES	2	253	44	15%	299
THE RESIDENCE AT TIMBER PINES	4	269	26	9%	299
PAVILION FOR HEALTHCARE, THE		295	3	1%	298
BUENA VISTA URGENT CARE		264	34	11%	298
BOND CLINIC, PA		222	75	25%	297
BAYA URGENT CARE LLC		257	39	13%	296

COVID-19: testing by laboratory

Data through May 25, 2021 verified as of May 26, 2021 at 09:25 AM

Data in this report are provisional and subject to change.

The numbers in the table below represent the number of Florida and non-Florida residents for whom test results were received by the Department of Health. A person can be tested by more than one laboratory and can have both positive and negative results. **Therefore, the sum of the numbers in each column will be larger than the total number of people tested.**

Reporting lab	Inconclusive	Negative	Positive	Percent positive	Total
CHIPOLA MEDICAL ASSOCIATES, LLC		218	78	26%	296
WESTWOOD HEALTHCARE SNF		250	46	16%	296
AMELIA MEDICAL CARE		137	159	54%	296
BROOKDALE DESTIN		284	12	4%	296
GATTOLINE ENTERPRISES, INC. DBA FAMILY CARE PHARMACY		244	51	17%	295
LONGWOOD FAMILY PRACTICE		226	69	23%	295
CHIPOLA HEALTH AND REHAB		276	18	6%	294
ADVENT HEALTH - PALM HARBOR ER		242	52	18%	294
NORTHWEST MEDICAL CENTER CLINICAL LABORATORY		175	118	40%	293
PROTEUS MOLECULAR AND CLINICAL LAB	1	180	112	38%	293
Solaris Senior Living North Naples ALF		283	9	3%	292
PALMS FACILITY INC		273	18	6%	291
CARENOW LAKE MARY		67	224	77%	291
SIGNATURE HEALTHCARE OF ORANGE PARK		287	4	1%	291
BIOIQ		243	48	16%	291
DOCTORS MEMORIAL HOSPITAL		158	133	46%	291
Rehabilitation Center for Park Place LLC		279	11	4%	290
AMERICAN HEALTH ASSOCIATES INC	1	270	19	7%	290
VETERANS AFFAIRS MEDICAL CENTER - MIAMI		2	288	99%	290
DAVID SCOTT MADWAR MD PA☐		261	29	10%	290
GEORGE SAFRAN MD PC		275	15	5%	290
STERLING HOUSE OF DELAND		288	1	0%	289
The Ponce Therapy Care Center		285	4	1%	289
AUBURN UNIVERSITY MEDICAL CLINIC		227	62	21%	289
ADVENTHEALTH EXPRESS CARE AT WESLEY CH		255	34	12%	289
PALM GARDEN OF GAINESVILLE	2	285	2	1%	289
MAGNOLIA DIAGNOSTICS, LLC	4	256	28	10%	288
W FRANK WELLS NURSING HOME		259	29	10%	288
Sunnyside Nursing Home		285	3	1%	288
Terrace Health and Rehab		284	4	1%	288
Signature healthcare of Jacksonville		282	5	2%	287
HUNT CLUB PEDIATRIC ASSOCIATES PA		204	81	28%	285
BROWARD NURSING & REHABILITATION CTR	8	260	17	6%	285
FLOW HEALTH LABORATORIES LLC		278	6	2%	284
Avante at Lake Worth, Inc.	1	276	7	2%	284
CLERMONT URGENT CARE		5	279	98%	284
ESCAMBIA COUNTY JAIL DETENTION DIVISION		277	7	2%	284
BRANDON COMMUNITY HEALTH CENTER		252	32	11%	284
VIERA DEL MAR HEALTH AND REHABILITATION CENTER		270	13	5%	283
LAKE VIEW CARE CENTER AT DELRAY		277	6	2%	283
AURORA DIAGNOSTICS BERNHARDT LABORATORIES PATHOLOGY SERVICE		190	93	33%	283
ADVANCED MEDICAL GROUP		2	280	99%	282
WASHINGTON REHAB AND NURSING		272	10	4%	282
BRENTWOOD RETIREMENT COMMUNITY	5	243	34	12%	282
LAKEVIEW INTERNAL MEDICINE		210	72	26%	282
ISLAND HEALTH AND REHABILITATION CENTER		273	8	3%	281
Jacaranda Manor		279	2	1%	281

COVID-19: testing by laboratory

Data through May 25, 2021 verified as of May 26, 2021 at 09:25 AM

Data in this report are provisional and subject to change.

The numbers in the table below represent the number of Florida and non-Florida residents for whom test results were received by the Department of Health. A person can be tested by more than one laboratory and can have both positive and negative results. **Therefore, the sum of the numbers in each column will be larger than the total number of people tested.**

Reporting lab	Inconclusive	Negative	Positive	Percent positive	Total
DOS OF NORTH SHORES NURSING & REHAB CENTER		280			280
Crossbreeze care center	1	275	2	1%	278
PRUITT HEALTH-SANTA ROSA		275	2	1%	277
VILLAGES REGIONAL HOSPITAL SURGERY CENTER LLC, THE		218	58	21%	276
BVM THE BRIDGES LLC		274	2	1%	276
NASSAU COUNTY JAIL		230	45	16%	275
SACRED HEART HEALTH SYSTEM INC		227	48	17%	275
RIVERSIDE RECOVERY OF TAMPA		272	2	1%	274
Cross Gardens Care Center		273	1	0%	274
Glades West Rehabilitation and Nursing Center		266	8	3%	274
MARTIN ACQUISITION 1 LLC DBA		259	14	5%	273
FEDERATION CCRC OPERATIONS CORP		270	3	1%	273
FIRST CHOICE PRIMARY CARE		217	56	21%	273
KINDRED HOSPITAL THE PALM BEACHES		265	6	2%	271
ATLANTIC URGENT CARE		186	85	31%	271
FORT MYERS REHABILITATION AND NURSING CENTER		245	26	10%	271
Premier Place at The Glenview		261	9	3%	270
CCS - JOSEPH V CONTE		268	2	1%	270
ADVENT HEALTH CARE CENTER	9	246	15	6%	270
FLORIDA MEDICAL CLINIC LLC		181	89	33%	270
PBC FIREFIGHTER BENEFIT FUND WELLNESS CENTER		225	45	17%	270
LEHIGH VALLEY GENOMICS		45	225	83%	270
SURREY PLACE CARE CENTER		262	7	3%	269
ARDEN COURTS OF FORT MYERS		262	7	3%	269
SEAVIEW NURSING AND REHABILITATION CENTER		259	10	4%	269
EVENT MED SERVICES LABORATORY		264	5	2%	269
NORTH FLORIDA PEDIATRICS - MARIANNA		229	40	15%	269
ADVENT HEALTH CENTRA CARE - ORMOND BEACH		113	155	58%	268
ABSOLUTE HEALTH INTERNAL MEDICINE AND PEDIATRICS		239	29	11%	268
MIAMI JEWISH HEALTH SYSTEMS, INC	4	254	10	4%	268
VETERANS AFFAIRS ORLANDO VA MEDICAL CENTER			268	100%	268
BARTRAM CROSSING		267			267
TREASURE COAST URGENT & FAMILY CARE		203	64	24%	267
WOMEN'S CARE FLORIDA LABORATORY	1	260	5	2%	266
LAKESIDE HEALTH CENTER		263	2	1%	265
THE PLAYERS CHAMPIONSHIP		265			265
SERANADES BY SONATA WEST ORANGE		236	29	11%	265
EDGEWOOD NURSING CENTER		255	10	4%	265
PATHWAY PHARMACY		219	45	17%	264
ADVENT HEALTH - ORLANDO		196	66	25%	262
MCW MENTAL HEALTH LLC		257	4	2%	261
PINELLAS CARE CENTER		223	38	15%	261
TERRACES OF LAKE WORTH CARE CENTER☐		249	12	5%	261
OAKBROOK HEALTH AND REHABILITATION CENTER	1	246	14	5%	261
PADDOCK RIDGE		258	3	1%	261
FELLOWSHIP HOME AT THE FAIRWAY LLC		254	7	3%	261
LCS SANDHILL COVE LLC DBA	6	245	10	4%	261

COVID-19: testing by laboratory

Data through May 25, 2021 verified as of May 26, 2021 at 09:25 AM

Data in this report are provisional and subject to change.

The numbers in the table below represent the number of Florida and non-Florida residents for whom test results were received by the Department of Health. A person can be tested by more than one laboratory and can have both positive and negative results. **Therefore, the sum of the numbers in each column will be larger than the total number of people tested.**

Reporting lab	Inconclusive	Negative	Positive	Percent positive	Total
BRADEN RIVER REHABILITATION CENTER LLC		258	2	1%	260
CLIFFORD CHESTER SIMS VA NURSING HOME		251	9	3%	260
CONSULATE HEALTHCARE OF KISSIMMEE		247	12	5%	259
KR at Hillsborough Lakes/Lutz Healthcare		248	10	4%	258
FLORIDA WOMAN CARE LABORATORY LLC		232	26	10%	258
AZALEA TRACE		245	13	5%	258
MARTIN MEMORIAL MEDICAL CENTER LAB		128	130	50%	258
SAMIR EBEID MD		232	26	10%	258
HOMESTEAD VILLAGE		246	11	4%	257
BAYVIEW CENTER		251	6	2%	257
Rehabilitation Center of the Palm Beaches		254	2	1%	256
PURE PHARMACY		248	8	3%	256
FLORIDA CLINICAL LABORATORY-BIOREFERENCE LABORATORIES		103	152	60%	255
VILLA MARIA WEST SKILLED NURSING FACILITY		247	8	3%	255
ST PETERSBURG PEDIATRICS-EAST BAY	1	215	38	15%	254
SHELL POINT VILLAGE MEDICAL CENTER		246	8	3%	254
SUNLIFE PHARMACY		223	31	12%	254
ST ANTHONYS REHABILITATION HOSPITAL	9	242	2	1%	253
ESCAMBIA COUNTY JAIL	2	182	68	27%	252
WHITE WILSON MEDICAL CENTER IMMEDIATE CARE		142	110	44%	252
BUREAU OF CLINICAL LABORATORIES		209	42	17%	251
Consulate Health Care of St. Petersburg		244	7	3%	251
Royal Oaks Nursing and Rehab		249	1	0%	250
UCC - WELLINGTON		3	246	99%	249
SEMINOLE TRIBE OF FLORIDA		208	41	16%	249
life Care Center of Melbourne		229	20	8%	249
WALGREENS #06012		214	34	14%	248
CARRINGTON PLACE OF ST PETE LLC		242	6	2%	248
ADVENT HEALTH - FOUR CORNERS ER		202	46	19%	248
SACRED HEART MEDICAL GROUP URGENT CARE		208	39	16%	247
Orchid Cove at Sarasota		246	1	0%	247
Signature Healthcare of Ormond		244	3	1%	247
Heritage Healthcare at Tallahassee		239	7	3%	246
AVECINA MOBILE		121	125	51%	246
ROSEWOOD HEALTHCARE & REHABILITATION CENTER		239	6	2%	245
SOLARIS SENIOR LIVING VERO BEACH		236	9	4%	245
LONGWOOD HEALTH AND REHABILITATION CENTER		233	12	5%	245
ST AUGUSTINE HEALTH & REHAB CENTER		244	1	0%	245
MALABAR/ADVENT CENTRA CARE		48	196	80%	244
REGENTS PARK AT AVENTURA		229	15	6%	244
Kindred Hospital South Florida Hollywood SNU		236	8	3%	244
ST JOHNS COUNTY DETENTION CENTER		243			243
FLORIDA DEPARTMENT OF HEALTH IN WALTON COUNTY		217	26	11%	243
FIRSTCARE CLINIC		123	119	49%	242
ARCHER HEALTH VENTURES, LLC		217	25	10%	242
FLORIDA HEALTH CARE PLANS INC		2	239	99%	241
GOOD SAMARITAN CARES		236	5	2%	241

COVID-19: testing by laboratory

Data through May 25, 2021 verified as of May 26, 2021 at 09:25 AM

Data in this report are provisional and subject to change.

The numbers in the table below represent the number of Florida and non-Florida residents for whom test results were received by the Department of Health. A person can be tested by more than one laboratory and can have both positive and negative results. **Therefore, the sum of the numbers in each column will be larger than the total number of people tested.**

Reporting lab	Inconclusive	Negative	Positive	Percent positive	Total
ARDEN COURTS OF SEMINOLE		200	41	17%	241
GUEST HOUSE OCALA, THE		230	11	5%	241
SOUTHLAND SUITES OF ORMOND BEACH	4	236			240
Lake Port Square Health Center		221	19	8%	240
CLARE BRIDGE OF SARASOTA		238	2	1%	240
FLORIDA HEALTH CARE PLAN INC		2	238	99%	240
STERLING HOUSE OF WINTER HAVEN		237	3	1%	240
PALM GARDEN OF AVENTURA		236	4	2%	240
AMERICAN HOUSE SENIOR LIVING		189	51	21%	240
HEARTLAND SOUTH JACKSONVILLE OF JACKSONVILLE FL ,		239			239
ORANGE COUNTY HEALTH DEPT		228	11	5%	239
NORTH FLORIDA PEDIATRICS PA - DUVAL		210	29	12%	239
MEASE COUNTRYSIDE HOSPITAL		2	237	99%	239
Sunrise Health and Rehabilitation Center		230	9	4%	239
LAKE WALES OPERATING GROUP LLC		233	5	2%	238
MATHISON RETIREMENT COMMUNITY, INC	1	226	11	5%	238
JUNO DERMATOLOGY LLC		220	18	8%	238
CHILDREN MED CARE INC		204	33	14%	237
HOSPITAL FOR SPECIAL SURGERY		234	3	1%	237
REGENCY PARK		218	19	8%	237
DOCTORS MEMORIAL FAMILY MEDICINE	2	167	68	29%	237
LIFE CARE CENTER OF PORT ST. LUCIE		223	13	6%	236
BAY VUE NURSING AND REHABILITATION CENTER		225	11	5%	236
YOUR FAMILY WALK-IN CLINIC		19	217	92%	236
Fouraker Hills Rehab and Nursing		226	9	4%	235
BAY TREE CARE AND REHABILITATION CENTER		197	38	16%	235
OAK HAMMOCK AT THE UNIVERSITY OF FLORIDA		229	6	3%	235
MANDARIN PEDIATRICS		210	24	10%	234
HEALTHPOINT MED GRP OF THE EMERALD COAST LLC		194	40	17%	234
KENILWORTH CARE & REHABILITATION CENTER		213	21	9%	234
HIGHLANDS LAKE CENTER		228	5	2%	233
BORLAND GROOVER CLINIC	1	193	39	17%	233
VILLAGE PEDIATRICS LLC		201	32	14%	233
BENDERSON FAMILY SKILLED NURSING AND☐		214	18	8%	232
ADVENT HEALTH - LAKE NONA		197	35	15%	232
HERITAGE HEALTHCARE AND REHABILATION CENTER		227	5	2%	232
MEDICAL CONSULTANTS OF FLORIDA LLC	1	196	35	15%	232
Lakewood Nursing Center		198	34	15%	232
UNIVERSITY COMMUNITY HOSPITAL		197	34	15%	231
ManorCare Health Services-Palm Harbor	1	229	1	0%	231
LIFE CARE CENTER OF JACKSONVILLE☐		210	21	9%	231
MINUTECLINIC DIAGNOSTIC		218	12	5%	230
CORAL GABLES NURSING & REHABILITATION CENTER		219	11	5%	230
ALLSOUTH URGENT CARE		52	178	77%	230
UNIVERSITY OF MIAMI		84	146	63%	230
DOLPHIN POINTE HEALTH CARE LLC		207	23	10%	230
LYNN HAVEN SPORTS COMPLEX-WALKON CLINIC		21	209	91%	230

COVID-19: testing by laboratory

Data through May 25, 2021 verified as of May 26, 2021 at 09:25 AM

Data in this report are provisional and subject to change.

The numbers in the table below represent the number of Florida and non-Florida residents for whom test results were received by the Department of Health. A person can be tested by more than one laboratory and can have both positive and negative results. **Therefore, the sum of the numbers in each column will be larger than the total number of people tested.**

Reporting lab	Inconclusive	Negative	Positive	Percent positive	Total
NADAL PEDIATRICS - VICTORIA STREET (3385)		196	33	14%	229
ARDEN COURTS OF DELRAY BEACH FL LLC	3	215	11	5%	229
COLONY CLUB ALF,THE	1	213	15	7%	229
WEST		208	21	9%	229
JACKSONVILLE NURSING AND REHAB CENTER		220	8	4%	228
ASCENSION MEDICAL GROUP		5	223	98%	228
JACKSON COUNTY HEALTH DEPARTMENT		169	58	26%	227
MIAMI VA HEALTHCARE SYSTEM			227	100%	227
Avante at Melbourne		222	5	2%	227
WIREGRASS DIRECT PRIMARY CARE PLLC☐		190	37	16%	227
Arbor Springs Health and Rehab		226			226
PARK MEADOWS HEALTH AND REHABILITATION CENTER		225	1	0%	226
PARKS HEALTHCARE & REHABILITATION CTR	4	211	11	5%	226
The Waterford		223	3	1%	226
MINUTECLINIC DIAGNOSTIC OF TEXAS, LLC		207	19	8%	226
CONSULATE HEALTH CARE OF MELBOURNE		220	5	2%	225
KINDRED HOSPITAL MELBOURNE	1	217	7	3%	225
AVANTE AT ORLANDO INC		224	1	0%	225
BONITA PHARMACY		204	21	9%	225
NSPIRE HEALTHCARE LAUDERHILL		219	6	3%	225
MACTOWN, INC		222	2	1%	224
WORKPLACE SCREENING INTELLIGENCE			224	100%	224
INN AT ASTON GARDENS, THE		216	8	4%	224
Hampton Court Nursing and Rehabilitation Center		222	2	1%	224
NSPIRE HEALTHCARE TAMARAC		184	40	18%	224
FORT WALTON REHABILITATION CENTER		185	39	17%	224
FLAGLER COUNTY DETENTION CENTER		211	13	6%	224
DISCOVERY VILLAGE AT MELBOURNE		197	27	12%	224
CCS - PAUL REIN DETENTION FACILITY		157	66	30%	223
ADVENT HEALTH CENTRA CARE - APOPKA NORTH		192	31	14%	223
EDWARD J HEALEY REHAB & NURSING CENTER		223			223
PALMS MEDICAL GROUP HIGH SPRINGS		183	39	18%	222
PEDIATRIC SPECIALISTS MEDICAL GROUP☐	1	193	28	13%	222
PINNACLES PEDS CARE PA		222			222
KINGS BAY PEDIATRICS LLC		213	8	4%	221
SOUTH BALDWIN REGIONAL MEDICAL CENTER		206	15	7%	221
CONCORD LIFE SCIENCES LLC	2	201	17	8%	220
SUPERIOR RESIDENCES OF PANAMA CITY BEACH		213	7	3%	220
Boynton Beach Rehabilitation Center	2	213	5	2%	220
TUSCAN GARDENS OF PALM COAST		214	6	3%	220
ADVENT HEALTH CENTRA CARE - DAYTONA BEACH		94	125	57%	219
WOOD LAKE HEALTH AND REHABILITATION CENTER		219			219
ANGELS DIAGNOSTIC GROUP		174	45	21%	219
CARE RESOURCE COMMUNITY HEALTH CENTERS INC		206	13	6%	219
BARKLEY PLACE	1	211	6	3%	218
LABCORP BURLINGTON	1	158	59	27%	218
Gabisa Medical LLC		217	1	0%	218

COVID-19: testing by laboratory

Data through May 25, 2021 verified as of May 26, 2021 at 09:25 AM

Data in this report are provisional and subject to change.

The numbers in the table below represent the number of Florida and non-Florida residents for whom test results were received by the Department of Health. A person can be tested by more than one laboratory and can have both positive and negative results. **Therefore, the sum of the numbers in each column will be larger than the total number of people tested.**

Reporting lab	Inconclusive	Negative	Positive	Percent positive	Total
Lehigh Acres Health and Rehabilitation		205	12	6%	217
ST. CLOUD REGIONAL MEDICAL CENTER		199	18	8%	217
LAKE PORT SQUARE		200	17	8%	217
THE MANOR AT CARPENTERS		185	32	15%	217
BROOKDALE ATRIM WAY		210	6	3%	216
HEALTH FIRST - HOLMES REGIONAL MEDICAL CENTER		32	183	85%	215
MERCY MEDICAL URGENT CARE CENTER INC		155	60	28%	215
Taylor Care Center		210	5	2%	215
GATEWAY/ADVENT CENTRA CARE	1	24	190	88%	215
PATRIOT MEDICAL LABORATORIES		206	8	4%	214
BLOCK, NATION, CHASE, AND SMOLEN FAMILY MEDICINE		157	57	27%	214
ALL SEASONS NAPLES LLC☐		205	9	4%	214
San Jose Health & Reabilitation		207	6	3%	213
CARE CENTERS OF NASSAU		208	5	2%	213
POCONO MEDICAL CENTER		212	1	0%	213
Consulate Healthcare of West Palm Beach		197	16	8%	213
CONSULATE HEALTH CARE OF WINTER HAVEN		209	4	2%	213
FULGENT GENETICS	3	166	43	20%	212
FAWCETT MEMORIAL HOSPITAL LABORATORY			212	100%	212
CVS		52	160	75%	212
GEORGIA DEPARTMENT OF PUBLIC HEALTH	1	5	206	97%	212
Bayside Health and Rehabilitation		181	31	15%	212
NO FLORIDA PEDIATRICS, PA		182	29	14%	211
MIRACLE HILL NURSING & REHABILITATION CENTER INC		204	6	3%	210
LAB CORP	1	121	88	42%	210
GLENRIDGE ON PALMER RANCH,THE		202	8	4%	210
GOOD SAMARITAN SOCIETY OF DELAND		199	11	5%	210
Whispering Oaks	11	175	23	11%	209
THE PALACE NURSING AND REHABILITATION CENTER		209			209
Nspire Health Care Kendall		199	10	5%	209
JEFFERSON COUNTY HEALTH DEPARTMENT-MONTICELLO		165	44	21%	209
AMA MEDICAL GROUP LLC		176	32	15%	208
HIALEAH SHORES NURSING AND REHAB CENTER		199	9	4%	208
NEW YORK CITY DEPARTMENT OF HEALTH & MENTAL		172	35	17%	207
TARPON POINT NURSING AND REHABILITATION CENTER		203	3	1%	206
SENIOR LIVING VII TAMPA LLC☐	1	195	9	4%	205
TRADITION MEDICAL CENTER LABORATORY		56	149	73%	205
Cross Terrace REhabiitation		203	2	1%	205
VIPEDIATRICS PLLC		189	16	8%	205
SUNY UPSTATE MEDICAL UNIVERSITY		189	15	7%	204
PALM HARBOR FAMILY PRACTICE & WALK-IN		157	47	23%	204
GARDENS HEALTH NH LLC		197	7	3%	204
PCB CLINIC		159	45	22%	204
PATHGROUP LABS LLC		97	107	52%	204
COASTAL DETOX		200	4	2%	204
WINDSOR WOODS REHAB & HEALTHCARE CTR		197	7	3%	204
TGH URGENT CARE - FAST TRACK			204	100%	204

COVID-19: testing by laboratory

Data through May 25, 2021 verified as of May 26, 2021 at 09:25 AM

Data in this report are provisional and subject to change.

The numbers in the table below represent the number of Florida and non-Florida residents for whom test results were received by the Department of Health. A person can be tested by more than one laboratory and can have both positive and negative results. **Therefore, the sum of the numbers in each column will be larger than the total number of people tested.**

Reporting lab	Inconclusive	Negative	Positive	Percent positive	Total
BROOKDALE OF SPRING HILL	9	192	2	1%	203
KINDRED HOSPITAL SOUTH FLORIDA		168	35	17%	203
PEDIATRIC ASSOCIATES AT ARGYLE PA		189	14	7%	203
POLK COUNTY HEALTH DEPARTMENT		178	24	12%	202
SOUTH GEORGIA MEDICAL CENTER		140	62	31%	202
SIGNATURE HEALTHCARE OF PORT CHARLOTTE		195	7	3%	202
CANTERFIELD OF OCALA, LLC		190	12	6%	202
VAMC WEST PALM LAB		5	196	98%	201
NO FLORIDA PEDIATRICS, PA - BRADFORD		169	32	16%	201
Governors Creek Health and Rehabilitation	1	198	2	1%	201
MD NOW MEDICAL CENTERS INC		154	47	23%	201
GRACE PEDIATRICS		168	33	16%	201
HAWKINS FAMILY MEDICINE LLC	1	143	56	28%	200
Lakeside Oaks Care Center		195	5	3%	200
AMERICAN FAMILY MEDICAL LLC		157	43	22%	200
ADVENT HEALTH - CARROLLWOOD	4	169	27	14%	200
AVANTE OF BOCA RATON		198	1	1%	199
BAYCARE HEALTH SYSTEMS	1	6	192	96%	199
SUMMERFIELD EMERGENCY ROOM		151	48	24%	199
NORTH BEACH REHABILITATION CENTER		197	2	1%	199
ROSECASTLE OF ZEPHRHILLS		196	3	2%	199
HAZELDEN FLORIDA	1	190	7	4%	198
QUEENS HOSPITAL CENTER	1	187	10	5%	198
LAUREL POINT CARE ACQUISITION LLC DBA SANDGATE GARDENS REHAB AND NURSI		171	27	14%	198
DEPARTMENT OF HEALTH & HUMAN SERVICES		198			198
WEST COAST FAMILY MEDICAL CARE		163	35	18%	198
MAGNOLIA MEDICAL CLINIC		86	112	57%	198
TUSCAN GARDENS OF VENETIA MANAGEMENT COMPANY		179	18	9%	197
RIVERWOOD CENTER,THE□		186	10	5%	196
ADVENT HEALTH CENTRA CARE - CARROLLWOOD	2	19	175	89%	196
ABBIEJEAN RUSSELL CARE CENTER□		195	1	1%	196
SARNO EXTENDED HOURS		127	69	35%	196
AVANTE AT BOCA RATON		196			196
FINLAY CLINICAL LABORATORY INC	1	39	156	80%	196
GLADES HEALTH CARE CENTER		192	3	2%	195
CHARTER SENIOR LIVING OF PANAMA CITY BEACH		174	21	11%	195
RDV SPORTSPLEX PEDIATRICS		164	31	16%	195
Heritage Park Rehabilitation & Healthcare		177	18	9%	195
KINDRED HOSPITAL - SOUTH FLORIDA		191	4	2%	195
FLORIDA DEPARTMENT OF HEALTH IN ALACHUA COUNTY -		179	16	8%	195
BRUCE S WEST MD	1	193	1	1%	195
ADVENTHEALTH MEDICAL GROUP FAMILY MEDICINE AT		144	51	26%	195
PEDIATRICS OF GREATER ORLANDO		167	28	14%	195
BEACON AT GULF BREEZE, THE	2	181	11	6%	194
GULFCOAST PEDIATRICS		183	11	6%	194
EAST NEW YORK DIAGNOSTIC AND TREATMENT		185	9	5%	194
EXOSOME DIAGNOSTICS	1	172	20	10%	193

COVID-19: testing by laboratory

Data through May 25, 2021 verified as of May 26, 2021 at 09:25 AM

Data in this report are provisional and subject to change.

The numbers in the table below represent the number of Florida and non-Florida residents for whom test results were received by the Department of Health. A person can be tested by more than one laboratory and can have both positive and negative results. **Therefore, the sum of the numbers in each column will be larger than the total number of people tested.**

Reporting lab	Inconclusive	Negative	Positive	Percent positive	Total
BIGGERS FAMILY MEDICINE PA	1	177	15	8%	193
EMBRY RIDDLE AERONAUTICAL UNIVERSITY HEALTH SERVICES		1	192	99%	193
Consulate Health Care of Port Charlotte		191	2	1%	193
FIRST CHOICE PEDIATRICS SEMORAN		98	95	49%	193
BENTON HOUSE AT OAKLEAF		163	30	16%	193
CYPRESS POINT LIVING, LLC		177	15	8%	192
ARDEN COURTS OF PALM HARBOR		172	20	10%	192
Signature Healthcare of Palm Beach		190	2	1%	192
Belleair Healthcare Center		186	6	3%	192
OCALA CBOC		180	12	6%	192
Emory L Bennett State Veterans Nursing Home		188	3	2%	191
CANTERFIELD OF CLAY COUNTY		151	40	21%	191
HEALTH LINK DIAGNOSTIC LABORATORIES		182	9	5%	191
PHYSICIANS REGIONAL MEDICAL CENTER - PINE RIDGE		20	171	90%	191
PRIMECARE OF DOTHAN		136	55	29%	191
Oakhurst Center	1	182	7	4%	190
BAY EDUCATORS WELLNESS CENTER		131	59	31%	190
NEO GENOMICS - FORT MYERS	1	183	6	3%	190
HEARTLAND HEALTHCARE AND REHAB CENTER		165	25	13%	190
PREMIER COMMUNITY HEALTHCARE GROUP INC		181	8	4%	189
ARDEN COURTS OF LARGO FL, LLC		167	22	12%	189
VIERA MANOR ASSISTED LIVING RESIDENCE		182	7	4%	189
KRYSTAL BAY NURSING AND REHABILITATION		183	6	3%	189
The Inn at Sarasota Bay Club		186	3	2%	189
CSL PLASMA		31	157	84%	188
NORTHEAST FLORIDA STATE HOSP-NURSING		187	1	1%	188
LIFE CARE CENTER OF ALTAMONTE SPRINGS		157	31	16%	188
NIGHT LITE PEDIATRICS WINTER GARDEN		144	44	23%	188
OMNI HEALTHCARE, INC		177	11	6%	188
ZON BEACHSIDE LLC☐		151	37	20%	188
OCEAN REEF MEDICAL CENTER		150	38	20%	188
CENTRAL FLORIDA HEALTHCARE GROUP LLC		151	36	19%	187
US MEDICAL CARE, INC		164	23	12%	187
PLANTATION NURSING & REHAB CENTER		187			187
LAKEVIEW TERRACE RETIREMENT COMMUNITY		167	19	10%	186
EVERGREEN WOODS HEALTH & REHAB CENTER		185	1	1%	186
BAPTIST HEALTH PRIMARY CARE	1	135	50	27%	186
ANTHEM LAKES LLC		151	35	19%	186
PPC-LAB EDI ORCHARD BI		176	9	5%	185
ADVENT		172	13	7%	185
HOSPICE OF THE TREASURE COAST		179	6	3%	185
ATMORE COMMUNITY HOSPITAL LABORATORY		155	30	16%	185
BROOKDALE ORANGE PARK		182	2	1%	184
Madison Health and Rehabilitation Center		148	36	20%	184
ST. JAMES BAY HEALTH AND REHABILITATION CENTER		183	1	1%	184
MOBILE INFIRMARY MED CENTER PATH LAB		168	15	8%	183
CAYUGA MEDICAL CENTER AT ITHACA		178	5	3%	183

COVID-19: testing by laboratory

Data through May 25, 2021 verified as of May 26, 2021 at 09:25 AM

Data in this report are provisional and subject to change.

The numbers in the table below represent the number of Florida and non-Florida residents for whom test results were received by the Department of Health. A person can be tested by more than one laboratory and can have both positive and negative results. **Therefore, the sum of the numbers in each column will be larger than the total number of people tested.**

Reporting lab	Inconclusive	Negative	Positive	Percent positive	Total
ADVENT HEALTH CENTRA CARE - WESLEY CHAPEL		13	170	93%	183
BRIGHTON EGGERT PHARMACY INC		176	7	4%	183
MAJESTIC OAKS		180	3	2%	183
OCEAN BIOSCIENCES LLC		181	1	1%	182
FHMG-FLORIDA HOSPITAL MEDICAL GROUP		156	26	14%	182
STERLING HOUSE OF PUNTA GORDA		180	1	1%	181
The Crossroads		180	1	1%	181
NORTH FLORIDA INTERNAL MEDICINE PA		145	35	19%	180
ALLIANCE PEDIATRICS		148	32	18%	180
TGH URGENT CARE POWERED BY FAST TRACK			180	100%	180
WALGREENS CO		158	21	12%	179
WILTON MANORS HEALTH & REHABILITATION CENTER		170	9	5%	179
REOPEN DIAGNOSTICS LLC (DBA PANDEMIC RESPONSE LAB)	2	177			179
QUALITY URGENT CARE AND WELLNESS PL	3	128	47	26%	178
ROSECASTLE OF CITRUS		148	30	17%	178
DOCTOR TODAY TLC LLC		123	55	31%	178
MID FLORIDA PATHOLOGY LLC MOBILE UNIT #4		125	53	30%	178
PROMPT CARE OF CENTRAL FLORIDA		7	170	96%	177
HARBOR BEACH NURSING AND REHABILITATION CENTER		147	30	17%	177
TGH URGENT CARE – SEMINOLE		17	160	90%	177
SUWANNEE VALLEY NURSING CENTER		163	14	8%	177
TERRACE AT HOBE SOUND, THE	1	162	14	8%	177
LISTENING DOCTOR PLLC, THE		159	18	10%	177
WOODBRIDGE FACILITY INC		170	6	3%	176
ASTON GARDENS AT PELICAN MARSH		169	7	4%	176
Peninsula Care and Rehab		164	12	7%	176
GENE BY GENE		61	115	65%	176
MINUTECLINIC DIAGNOSTIC OF SOUTH CARO		149	27	15%	176
MAINSTREAM DIAGNOSTIC LABORATORY LLC		148	27	15%	175
COASTAL INTERNAL MEDICINE		135	40	23%	175
ORLANDO HEALTH EMERGENCY DEPARTMENT		163	12	7%	175
LONGWOOD CARDIOLOGY			174	100%	174
REGENCY OAKS HEALTH CENTER		172	2	1%	174
CITRUS MEMORIAL HOSPITAL		1	173	99%	174
ANCHOR CARE AND REHABILITATION CENTER		173	1	1%	174
Winter Park Care and Rehab		171	2	1%	173
ARDEN COURTS OF LELY PALMS□		171	2	1%	173
BROOKDALE FORT MYERS THE COLONY		167	5	3%	172
URGENT CARE OF THE PALM BEACHES, NORTH PALM BEACH			172	100%	172
AEGIS MEDICAL GROUP		137	35	20%	172
FINNISH AMERICAN REST HOME-ALF		169	2	1%	171
SOMERBY LAKE NONA		164	7	4%	171
GRAVITY DIAGNOSTICS		56	114	67%	170
WESLEY HAVEN VILLA	1	134	35	21%	170
Life Care Center of Orlando		164	6	4%	170
ALLCARE MEDICAL CENTERS PC		145	25	15%	170
JPR URGENT MEDICAL CARE		165	5	3%	170

COVID-19: testing by laboratory

Data through May 25, 2021 verified as of May 26, 2021 at 09:25 AM

Data in this report are provisional and subject to change.

The numbers in the table below represent the number of Florida and non-Florida residents for whom test results were received by the Department of Health. A person can be tested by more than one laboratory and can have both positive and negative results. **Therefore, the sum of the numbers in each column will be larger than the total number of people tested.**

Reporting lab	Inconclusive	Negative	Positive	Percent positive	Total
CORNERSTONE MEDICAL CARE OF BRANDON PL		139	30	18%	169
PACIFICA SUNRISE☐		161	8	5%	169
OPPENHEIMER PLASTIC SURGERY LLC		164	5	3%	169
ADVENT HEALTH CENTRA CARE - TEMPLE TERRACE	1	104	64	38%	169
PANAMA CITY DEVELOPMENTAL CENTER☐		168			168
LANDMARK HOSPITAL SOUTHWEST FLORIDA LLC		163	5	3%	168
Nemours Children's Urgent Care		80	87	52%	167
KEYSTYLE LIVING LLC	1	164	2	1%	167
OSPREY VILLAGE AT AMELIA ISLAND LTD		157	10	6%	167
MINUTECLINIC LLC #4987		150	17	10%	167
MEADOWCREST FAMILY PHYSICIANS		98	69	41%	167
WALTON PLACE		166			166
ANYLABTEST NOW		158	8	5%	166
REHAB AND HEALTHCARE CENTER OF CAPE CORAL		166			166
CITRUS HEALTH AND REHAB		132	33	20%	165
WRIGHTS HEALTH CARE AND REHABILITATION CENTER		135	30	18%	165
THE ARLINGTON OF NAPLES INC.		162	3	2%	165
SEVEN HILLS HEALTH AND REHABILITATION CENTER		149	16	10%	165
BROOKDALE BONITA SPRINGS		162	3	2%	165
LEE MEMORIAL HEALTH SYSTEM HEALTH FAIR		157	7	4%	164
NORTH PORT REHABILITATION AND NURSING CENTER☐		163	1	1%	164
CHERRY OAK PALM BEACH COUNTY		156	8	5%	164
MINUTECLINIC DIAGNOSTIC OF NORTH CAROL		138	25	15%	163
PRECISION GENETICS, INC		157	6	4%	163
ENCOMPASS HEALTH REHABILITATION HOSPITAL		161	2	1%	163
BRADENTON HEALTH CARE		163			163
TRI COUNTY NURSING HOME		162	1	1%	163
DEERFIELD BEACH REHABILITATION AND NURSING		157	5	3%	162
ARLINGTON OF NAPLES INC, THE		162			162
KINDRED HOSPITAL NORTH FLORIDA	3	151	8	5%	162
DOCTORS MEMORIAL FAMILY PRACTICE	2	122	38	23%	162
DESOTO PALMS ALF		155	6	4%	161
GREENBRIAR REHABILITATION AND NURSING CENTER	1	159			160
OHI WEST INC		147	13	8%	160
F&T MEDICAL RESEARCH, INC		160			160
KEYSTONE REHAB		160			160
ARCADIA HEALTH AND REHABILITATION CENTER		100	60	38%	160
TUSCAN ISLE CHAMPIONSGATE OP CO LLC		158	2	1%	160
AMERICAN HOUSE COCONUT POINT		138	22	14%	160
GRAND AVE PHARMACY		112	47	30%	159
POINTE, THE		131	28	18%	159
BROOKDALE PENSACOLA		158	1	1%	159
LABORATORY OF FLORIDA		103	56	35%	159
The Crossings		157	2	1%	159
GRAND VILLA OF ORMOND BEACH		153	6	4%	159
PROVIDENCE HOSPITAL LABORATORY		149	9	6%	158
WUESTHOFF REF LABORATORY			158	100%	158

COVID-19: testing by laboratory

Data through May 25, 2021 verified as of May 26, 2021 at 09:25 AM

Data in this report are provisional and subject to change.

The numbers in the table below represent the number of Florida and non-Florida residents for whom test results were received by the Department of Health. A person can be tested by more than one laboratory and can have both positive and negative results. **Therefore, the sum of the numbers in each column will be larger than the total number of people tested.**

Reporting lab	Inconclusive	Negative	Positive	Percent positive	Total
PHYSICIAN PARTNERS PERRY		94	64	41%	158
ALL FLORIDA FAMILY AND SPORTS MEDICINE		134	23	15%	157
WALGREENS 6221		139	18	11%	157
ADVENTHEALTH HOSPICE CARE CENTRAL FLORIDA		152	5	3%	157
CROSSWINDS HEALTH AND REHABILITATION CENTER	1	154	2	1%	157
FAWCETT MEMORIAL HOSPITAL-LAB		39	118	75%	157
TIMBERRIDGE NURSING HOME & REHAB		123	34	22%	157
MEMORY CARE OF NAPLES		155	1	1%	156
CRANE CENTER		125	31	20%	156
Englewood Healthcare and Rehab		141	15	10%	156
MD NOW MEDICAL CENTERS, INC.		121	35	22%	156
TALLAHASSEE VA OPC		147	9	6%	156
CLEARWATER STATMED QUICK QUALITY CLINICS		47	109	70%	156
SUMMIT MEDICAL GROUP		143	12	8%	155
CLINICA HISPANA		1	154	99%	155
AESTHETIC SURGERY CENTER OF WINTER PARK, THE	3	147	5	3%	155
DIAMOND RIDGE		147	8	5%	155
QUALITY URGENT CARE AND WELLNESS		107	48	31%	155
FAMILY EXTENDED CARE OF CENTRAL TAMPA		137	18	12%	155
CORE BIO LABS		76	79	51%	155
COCOA BEACH/ADVENT CENTRA		41	114	74%	155
PRUITT HEALTH		152	2	1%	154
NAPHCARE, INC.		144	10	6%	154
PALMETTTO FACILITY INC	1	153			154
NCRNC INC		140	14	9%	154
Centre Pointe Health and Rehabilitation Center		143	11	7%	154
WINDSOR OF LAKEWOOD RANCH,THE		151	3	2%	154
TURNING POINT OF TAMPA		145	8	5%	153
DIAGNOSTIC LABORATORY OF OKLAHOMA		127	26	17%	153
SUNNY HILLS ALF OF SEBRING INC		140	13	8%	153
A2Z DIAGNOSTICS		151	1	1%	152
BLOCK NATION CHASE		123	29	19%	152
NAVARRE GARDENS LLC		127	25	16%	152
ROHR HOME		146	6	4%	152
GATEWAY CARE CENTER		150	2	1%	152
GRAND VILLA OF DELAND		143	9	6%	152
UNIVERSTIY CENTER MEDICAL LLC DBA	1	145	6	4%	152
SONATA COCONUT CREEK	2	127	23	15%	152
WILLOW BROOKE COURT AT AZALEA TRACE		149	3	2%	152
ENCOMPASS HEALTH REHABILITATION HOSPITAL OF SARASOTA		150	1	1%	151
ORANGE COUNTY CORRECTIONS HEALTH SERVICES		121	30	20%	151
MACKOUL PEDIATRICS FORT MYERS		130	21	14%	151
VILLAGE ON THE ISLE□		145	6	4%	151
REFUAH HEALTH CENTER LABORATORY		143	8	5%	151
PALM BEACH COUNTY HEALTH DEPT LAB	4	140	7	5%	151
GOLD CHOICE SENIOR COMMUNITIES		109	41	27%	150
DAYSPRING VILLAGE		127	22	15%	149

COVID-19: testing by laboratory

Data through May 25, 2021 verified as of May 26, 2021 at 09:25 AM

Data in this report are provisional and subject to change.

The numbers in the table below represent the number of Florida and non-Florida residents for whom test results were received by the Department of Health. A person can be tested by more than one laboratory and can have both positive and negative results. **Therefore, the sum of the numbers in each column will be larger than the total number of people tested.**

Reporting lab	Inconclusive	Negative	Positive	Percent positive	Total
EMERALD COAST BEHAVIORAL HOSPITAL		142	7	5%	149
PRECISION HEALTH RESOURCES, LLC	1	133	15	10%	149
SANIBEL INTERNAL MEDICINE, LLC		143	6	4%	149
MED COMP SCIENCES		3	146	98%	149
FG RAPID		140	8	5%	148
East Bay Rehabilitation Center		113	35	24%	148
SEAGRASS VILLAGE FLEMING ISLAND		111	37	25%	148
AVOW HOSPICE INC		147	1	1%	148
A PLUS FAMILY URGENT CARE		122	26	18%	148
PROVISTA DIAGNOSTICS, INC		145	3	2%	148
MILLENNIUM LAB SERVICES			148	100%	148
Alhambra Health and Rehabilitation		146	1	1%	147
SUMMIT MEDICAL GROUP PA		134	13	9%	147
MV MEDICAL PRACTICE DBA PRIMARY URGENT CARE		140	7	5%	147
WEDGEWOOD HEALTHCARE CENTER		94	52	36%	146
BIODESIX, INC.		114	32	22%	146
WILLOWBROOKE COURT AT ST ANDREWS ESTATES		141	5	3%	146
ISLAND LAKE CENTER		124	22	15%	146
RESEARCH CENTERS OF AMERICA, LLC		119	27	18%	146
BOSTON RED SOX CLUB LP		144	2	1%	146
Quail Run Health Care Center		146			146
PM PEDIATRICS		124	22	15%	146
ST PETERSBURG PEDIATRICS-MLK JUNIOR BLVD		134	12	8%	146
PEDIATRIC SERVICES AND BREATHING CENTER PA		115	30	21%	145
MANOR CARE OF PALM HARBOR		142	3	2%	145
ADVENT HEALTH - CENTRAL PASCO ER		126	19	13%	145
KINDRED HOSPITAL-BAY AREA-ST PETERSBURG LAB	1	138	6	4%	145
BROOKDALE CAPE CORAL		145			145
REGENCY CARE OF BLOUNTSTOWN LLC		135	10	7%	145
DAYSPRING SENIOR LIVING LLC		143	2	1%	145
MAIN STREET MEDICAL CENTER OF CRESTVIEW PA		119	26	18%	145
ADVENTHEALTH CENTRA CARE PONCIANA	1	81	63	43%	145
TREASURE COAST FORENSIC TREATMENT CTR		124	21	14%	145
OAKS OF KISSIMMEE HEALTH AND REHABILITATION CENTER		140	4	3%	144
BAY REGIONAL URGENT CARE	1	99	44	31%	144
DOCTORS CENTER PA,THE		122	22	15%	144
MINUTECLINIC DIAGNOSTIC OF NORTH CARO		129	15	10%	144
ECOLAB GROUP		108	36	25%	144
SOUTH LAKE PEDIATRICS		124	19	13%	143
ORANGE PARK PEDIATRICS		127	16	11%	143
ISLAND COAST PEDIATRICS		131	12	8%	143
JEFFERY WEINZWEIG		2	141	99%	143
SMILEY MEDICAL GROUP		108	35	24%	143
PANCARE HEALTH GULF COUNTY		111	32	22%	143
LabCorp L#09258090 M#09258105		75	67	47%	142
DB MD		126	16	11%	142
LATE HOURS URGENT CARE		68	74	52%	142

COVID-19: testing by laboratory

Data through May 25, 2021 verified as of May 26, 2021 at 09:25 AM

Data in this report are provisional and subject to change.

The numbers in the table below represent the number of Florida and non-Florida residents for whom test results were received by the Department of Health. A person can be tested by more than one laboratory and can have both positive and negative results. **Therefore, the sum of the numbers in each column will be larger than the total number of people tested.**

Reporting lab	Inconclusive	Negative	Positive	Percent positive	Total
GRAND VILLA OF LAKELAND		136	6	4%	142
DIATHERIX LABORATORIES		79	63	44%	142
STEWARD MEDICAL GROUP		35	107	75%	142
THREE OAKS PHARMACY INC		127	15	11%	142
MICRO PATH LABORATORIES INC		139	3	2%	142
GIBBENS FAMILY MEDICAL, LLC		121	21	15%	142
NOVARI CARE LLC		97	44	31%	141
WELLNOW URGENT CARE PC		139	2	1%	141
VITAS HEALTHCARE CORPORATION OF FLORIDA		137	4	3%	141
UNITED CLINICAL LABORATORIES		132	9	6%	141
HIGHLANDS MEDICAL CENTER		138	3	2%	141
ARDEN COURTS OF WEST PALM BEACH		136	5	4%	141
PORT ST LUCIE REHABILITATION AND HEALTHCARE		98	43	30%	141
TROPICANA MANUFACTURING COMPANY INC		134	7	5%	141
SURFSIDE URGENT CARE		114	27	19%	141
JOHN KNOX VILLAGE OF CENTRAL FLORIDA		136	5	4%	141
ENCOMPASS HEALTH REHABILITATION HOSPITAL OF LARGO		137	3	2%	140
GUIDEWELL EMERGENCY MEDICINE DOCTORS LLC		94	46	33%	140
DOCTOR'S IN HOUSE LABORATORY		18	122	87%	140
CARENOW URGENT CARE - LAKE MARY			140	100%	140
ST JOSEPHS HOSPITAL SOUTH HOSPITAL		1	139	99%	140
LABCORP RTP		55	84	60%	139
GRAND OAKS HEALTH & REHABILITATION		138	1	1%	139
SONNIS PEDIATRICS PA		121	18	13%	139
Gulf Coast Healthcare (Longwood Health and Rehab		118	21	15%	139
AMERICAN PATHOLOGY PARTNERS		136	2	1%	138
SMS DO PA		118	20	14%	138
ADVENT HEALTH CENTRA CARE - CITRUS PARK		9	129	93%	138
TGH URGENT CARE – TYRONE		10	128	93%	138
PUTNAM COUNTY SHERIFFS OFFICE		128	10	7%	138
AHEC CLINIC		8	130	94%	138
Lakeside Nursing and Rehabilitation Center	1	112	25	18%	138
CLARE BRIDGE OF CAPE CORAL	1	137			138
MANOR AT BLUEWATER BAY		131	7	5%	138
ADVENT HEALTH CENTRA CARE - DELAND		28	110	80%	138
VITAS HEALTHCARE		123	14	10%	137
SUNRISE SENIOR LIVING OF JACKSONVILLE		120	17	12%	137
SPRING HAVEN RETIREMENT	1	133	3	2%	137
HARBORCHASE OF VERO BEACH	1	117	19	14%	137
PRIME HEALTH OF NORTH PORT LLC		115	22	16%	137
OAKS OF CLEARWATER, THE		133	3	2%	136
MINUTECLINIC DIAGNOSTIC OF OHIO LLC		114	22	16%	136
ADVENT HEALTH CENTRA CARE - ORANGE CITY	1	53	82	60%	136
TREASURE COAST PEDIATRICS PA		128	8	6%	136
ARIZONA DEPARTMENT OF HEALTH SERVICES		5	131	96%	136
SONATA DELRAY BEACH		125	11	8%	136
L&S SENIOR CARE DBA ARCADIA OAKS	4	131	1	1%	136

COVID-19: testing by laboratory

Data through May 25, 2021 verified as of May 26, 2021 at 09:25 AM

Data in this report are provisional and subject to change.

The numbers in the table below represent the number of Florida and non-Florida residents for whom test results were received by the Department of Health. A person can be tested by more than one laboratory and can have both positive and negative results. **Therefore, the sum of the numbers in each column will be larger than the total number of people tested.**

Reporting lab	Inconclusive	Negative	Positive	Percent positive	Total
IRL MARKET LAB ALACHUA		104	31	23%	135
MEYER PEDIATRICS		119	16	12%	135
SIMED LABORATORY		115	20	15%	135
CLUB HEALTH AND REHABILITATION CENTER, THE		134	1	1%	135
PEDIATRIC CARE CENTER		135			135
SONATA WEST		133	2	1%	135
SOUTH CAMPUS FACILITY INC		122	12	9%	134
SHERMAN-ABRAMS LABORATORY INC		126	8	6%	134
SOLARIS SENIOR LIVING OF MERRITT ISLAND		129	5	4%	134
SANDALWOOD NURSING CENTER		127	7	5%	134
ALTERNATIVE LIVING, INC DBA TWIN CITIES PAVILION		131	3	2%	134
ADVANCED MEDICAL CENTER		86	48	36%	134
HOSPICE OF MARTIN & ST LUCIE, INC		131	3	2%	134
SUNY UPSTATE OVERFLOW LABORATORY		134			134
VITAS HEALTHCARE CORP OF FLORIDA		133	1	1%	134
VIERA HOSPITAL			133	100%	133
HEARTLAND PHARMACY LAKE PLACID, INC		100	33	25%	133
LAKELAND REGIONAL HEALTH LAKE MIRIAM	3	87	42	32%	132
AVANTE AT BOCA RATON, INC		132			132
CENTRACARE		18	114	86%	132
AMERICAN HOUSE-BONITA SPRINGS☐		131	1	1%	132
THE REHABILITATION CENTER OF LAKE CITY		127	5	4%	132
SEMINOLE SPORTS AND FAMILY MEDICINE		116	16	12%	132
MORTON PLANT HOSPITAL NURSING		2	130	98%	132
INTEGRATED REGIONAL LABORATORIES		119	12	9%	131
CHARLES CROFT MD	1	128	2	2%	131
THE WELLNESS CENTER AT LAKEWOOD RANCH		43	88	67%	131
TGH URGENT CARE - RIVERVIEW		1	130	99%	131
PATRICK AIR FORCE BASE		16	115	88%	131
ARBOR TERRACE SAN JOSE LLC	3	126	2	2%	131
TIFFANY HALL NURSING AND REHAB CENTER		122	9	7%	131
EC OPCO CARROLLWOOD LLC		124	7	5%	131
RARITAN BAY PERTH AMBOY		122	9	7%	131
FOUNTAINS OF HOPE LLC, THE		130	1	1%	131
COQUINA CENTER		126	5	4%	131
PANAMA PHARMACY	3	109	18	14%	130
Golfview Healthcare Center		124	6	5%	130
MOOSEHAVEN LIFE CARE CENTER		130			130
THE CLUB AND REHABILITATION CENTER		129	1	1%	130
FHMG- FLORIDA HOSPITAL MEDICAL GROUP		116	14	11%	130
ADVANCED EMURGENT CARE		32	98	75%	130
BMHSI-AEL MICROBIOLOGY LABORATORY	2	102	25	19%	129
PALM BAY HOSPITAL			129	100%	129
TRI-COUNTY NURSING HOME		117	12	9%	129
ALL CARE URGENT CARE			129	100%	129
LIFESTREAM BEHAVORIAL CENTER		104	25	19%	129
QUICK CARE MED PL CR		80	49	38%	129

COVID-19: testing by laboratory

Data through May 25, 2021 verified as of May 26, 2021 at 09:25 AM

Data in this report are provisional and subject to change.

The numbers in the table below represent the number of Florida and non-Florida residents for whom test results were received by the Department of Health. A person can be tested by more than one laboratory and can have both positive and negative results. **Therefore, the sum of the numbers in each column will be larger than the total number of people tested.**

Reporting lab	Inconclusive	Negative	Positive	Percent positive	Total
MONTEFIORE MEDICAL CENTER LABORATORIES - MOSES		118	11	9%	129
THE COURTYARD ASSISTED LIVING		125	4	3%	129
WESTCHESTER MEDICAL CENTER	1	121	6	5%	128
Cross Landings Health and Rehabilitation		119	9	7%	128
FHMG LAKE MARY PEDS		112	16	13%	128
IQBAL A FARUQUI MD☐		93	35	27%	128
SHOAL CREEK REHABILITATION CENTER		85	43	34%	128
PALMS EDGE	1	119	8	6%	128
WORLD OF PEDIATRICS LLC		120	8	6%	128
FLORIDA DEPARTMENT OF HEALTH IN LAKE COUNTY	1	79	47	37%	127
CHILDRENS CLINIC		72	55	43%	127
ADVENTHEALTH MEDICAL GROUP PRIMARY CARE		116	11	9%	127
GESSLER CLINIC PA		98	29	23%	127
HILLSBOROUGH COUNTY DEVELOPMENTAL CTR☐	1	117	9	7%	127
HOSPICE OF THE EMERALD COAST INC - PANAMA CITY	2	118	7	6%	127
IXI WELLNESS DALLAS, LLC		126			126
BLISS HEALTHCARE SERVICES	1	100	25	20%	126
MINUTECLINIC DIAGNOSTIC OF RHODE ISLAND, LLC #729		122	4	3%	126
NORTHWESTERN UNIVERSITY CORP		125	1	1%	126
WINDERMERE MEDICAL CENTER		120	6	5%	126
J FRANK AVEY MD		97	28	22%	125
BROOKDALE PALM COAST		125			125
Mt Sinai Aventura			125	100%	125
TOTAL CARE PLUS LLC			125	100%	125
TUSCAN ISLE OPERATING COMPANY LLC DBA		120	4	3%	124
TREASURE COAST PRIMARY CARE		101	23	19%	124
SIMEDHEALTH LLC		106	18	15%	124
ARDEN COURTS OF SARASOTA		106	18	15%	124
FLORIDA ATLANTIC UNIVERSITY		116	8	6%	124
ADVENT HEALTH CENTRA CARE - BRANDON		31	93	75%	124
LENOX HILL HOSPITAL		115	9	7%	124
NORTH FL SOUTH GA HCS-MALCOM RANDALL VAMC			124	100%	124
ISLAND URGENT CARE PLLC DBA AFC URGENT CARE		123	1	1%	124
ARBOR GLEN AT ARBOR TRACE	2	113	9	7%	124
GENEDX		48	75	61%	123
COLONY CARE CENTER		106	17	14%	123
PSL NAPLES BH OPERATIONS, LLC		123			123
PICH KTM CORP DBA MEDTOWN PHARMACY		106	17	14%	123
LPG PRIMARY CARE AT SURFSIDE		107	16	13%	123
CITRUS MEMORIAL HEALTH SYSTEM LAB		2	121	98%	123
PHYSICIANS REGIONAL CLINIC		92	30	25%	122
PARKVIEW HEALTH		121	1	1%	122
BROOKDALE JENSEN BEACH☐		118	3	2%	121
VILLAGES VA CBOC	2	112	7	6%	121
PINELLAS COUNTY JAIL			121	100%	121
Hialeah Nursing And Rehabilitation Center		115	6	5%	121
CALADIUM PEDIATRICS		105	16	13%	121

COVID-19: testing by laboratory

Data through May 25, 2021 verified as of May 26, 2021 at 09:25 AM

Data in this report are provisional and subject to change.

The numbers in the table below represent the number of Florida and non-Florida residents for whom test results were received by the Department of Health. A person can be tested by more than one laboratory and can have both positive and negative results. **Therefore, the sum of the numbers in each column will be larger than the total number of people tested.**

Reporting lab	Inconclusive	Negative	Positive	Percent positive	Total
Crystal Health & Rehab Center		115	6	5%	121
URGENT CARE TCMA			121	100%	121
SANDY RIDGE CENTER FOR REHABILITATION AND HEALING		100	21	17%	121
CAN COMMUNITY HEALTH		118	2	2%	120
ISLAND DOCTORS		23	97	81%	120
ARBOR TERRACE ORTEGA LLC	2	116	2	2%	120
UNIVERSITY HEALTH SYSTEM INC		109	11	9%	120
FLAGLER COLLEGE HEALTH SERVICES		86	34	28%	120
INFINITY BIOLOGIX LLC OAKDALE		114	6	5%	120
MED ONE AT SAINT AUGUSTINE		87	33	28%	120
MY CLINICAL LAB INC		17	103	86%	120
HOBDARI FAMILY HEALTH LLC☐		83	37	31%	120
VILLAS OF HOLLY BROOK - BRADENTON 14TH		117	2	2%	119
BROOKDALE CANOPY OAKS		87	32	27%	119
MATHISON RETIREMENT COMMUNITY		114	5	4%	119
RDX BIOSCIENCE		60	59	50%	119
BROWARD HEALTH CORAL SPRINGS EPIDEMIOLOGY DEPT		1	118	99%	119
CVS NY4098030POCT NEW YORK		118	1	1%	119
COASTAL HEALTH AND REHAB		110	9	8%	119
DELAND WELLNESS CENTER			119	100%	119
MD 365 MEDICAL CARE		117	1	1%	118
GRAND OAKS OF JENSEN BEACH LLC☐		113	5	4%	118
MINUTECLINIC DIAGNOSTIC OF SOUTH CAROLINA, LLC		98	20	17%	118
Ocala Oaks Rehabilitation Center		112	6	5%	118
NORTH SHORE MEDICAL LABS	1	110	7	6%	118
SH HERON EAST LLC☐		103	15	13%	118
SOUTH BALDWIN MEDICAL CENTER GULF SHORES		95	23	19%	118
BAY PINES MEDICAL ASSOCIATES		1	116	99%	117
BROOKDALE COLONIAL PARK	2	114	1	1%	117
CAREATC		30	87	74%	117
MULBERRY CARE CENTER		104	13	11%	117
NEIGHBORHOOD MEDICAL CENTER		112	5	4%	117
CONSULATE HEALTH CARE OF SARASOTA☐	1	115			116
TREASURE COAST MEDICAL ASSOCIATES		4	112	97%	116
CARE CENTERS OF NASSAU, LLC - HENDRICKS RD		115	1	1%	116
LEE COUNTY SCHOOL DISTRICT	1	108	7	6%	116
OZ		116			116
BELVEDERE COMMONS OF FORT WALTON BEACH		106	10	9%	116
CSL PLASMA INC		11	105	91%	116
G & R HEALTH MART PHARMACY		96	20	17%	116
WESTWOOD NURSING & REHAB		82	34	29%	116
CABANA AT JENSEN DUNES, THE		112	4	3%	116
UNIVERSITY MEDICAL CENTER SUITES		101	14	12%	115
Courtyards of Orlando Care Center		102	13	11%	115
THE POINTE AT CEDAR PARK		114	1	1%	115
CAREMOUNT MEDICAL - PATHOLOGY		111	4	3%	115
SUNFLOWER SPRINGS ASSISTED LIVING		105	10	9%	115

COVID-19: testing by laboratory

Data through May 25, 2021 verified as of May 26, 2021 at 09:25 AM

Data in this report are provisional and subject to change.

The numbers in the table below represent the number of Florida and non-Florida residents for whom test results were received by the Department of Health. A person can be tested by more than one laboratory and can have both positive and negative results. **Therefore, the sum of the numbers in each column will be larger than the total number of people tested.**

Reporting lab	Inconclusive	Negative	Positive	Percent positive	Total
ORLANDO ORTHOPAEDIC CENTER		110	5	4%	115
GRACE MEDICAL HOME		95	20	17%	115
ELAN BUENA VISTA		97	17	15%	114
ASHRAF MEDICAL GROUP PLLC DBA PULSE MD		111	3	3%	114
WHITE PLAINS HOSPTIAL CENTER LAB		109	4	4%	113
AFTER HOURS PEDIATRICS			113	100%	113
ORLANDO LUTHERAN TOWERS ASSISTED LIVING		113			113
CLEVELAND CLINIC FOUNDATION		12	101	89%	113
VANDERBILT UNIVERSITY MEDICAL CENTER		103	10	9%	113
AU HEALTH		96	16	14%	112
VRL EUROFINS - HAWAII		112			112
NAPHCARE INC		106	6	5%	112
EXPRESS DOCS LLC		11	101	90%	112
ALLIED HEALTH FORT PIERCE		112			112
GRAND VILLA OF LARGO		101	11	10%	112
ALL MY KIDS PEDIATRICS INC		78	33	30%	111
MG PORT CHARLOTTE II SUBTENANT LLC		99	12	11%	111
LECONTE MEDICAL CENTER LAB		91	20	18%	111
HARBORCHASE OF NAPLES		97	14	13%	111
DAVENPORT PEDIATARICS CLERMONT PA		98	13	12%	111
AVANTE OF MOUNT DORA INC		111			111
MEDEXPRESS - BLOOMIN BRANDS		88	23	21%	111
LAKE HOUSE ASSISTED LIVING		93	17	15%	110
WE SCREEN LLC		104	6	5%	110
BAPTIST MEDICAL CENTER SOUTH		88	22	20%	110
KALEIDA HEALTH CENTER FOR LABORATORY		104	6	5%	110
DHMD		110			110
GEORGE E WEEMS MEMORIAL HOSPITAL LAB		92	17	16%	109
MIAMI BEACH COMMUNITY HEALTH CENTER		2	107	98%	109
Gulfport Rehabilitation Center		106	3	3%	109
Riviera Health Resort		108	1	1%	109
BRANDYWYNE HEALTH CARE CENTER		107	2	2%	109
NAVY HOSPITAL			108	100%	108
North Lake Care Center		107	1	1%	108
FLORIDA PEDIATRIC GROUP		44	64	59%	108
ORLANDO COVID TEST , LLC		99	9	8%	108
CATHOLIC HEALTH SERVICES REGIONAL LAB		100	8	7%	108
Salerno Bay Health & Rehabilitation Center		97	11	10%	108
EVANS HEALTH CARE		106	2	2%	108
MENORAH HOUSE		106	1	1%	107
BAY VIEW HEALTHCARE		85	22	21%	107
ROYAL CARE OF AVON PARK		104	3	3%	107
JOHN D ARCHBOLD MEMORIAL HOSPITAL		103	4	4%	107
BREVARD HEALTH ALLIANCE INC		103	3	3%	106
PORT CHARLOTTE REHABILITATION CENTER		91	15	14%	106
NORTH FLORIDA EVALUATION AND TREATMENT CENTER	2	99	5	5%	106
ELMCROFT OF BELLA VITA☐		98	8	8%	106

COVID-19: testing by laboratory

Data through May 25, 2021 verified as of May 26, 2021 at 09:25 AM

Data in this report are provisional and subject to change.

The numbers in the table below represent the number of Florida and non-Florida residents for whom test results were received by the Department of Health. A person can be tested by more than one laboratory and can have both positive and negative results. **Therefore, the sum of the numbers in each column will be larger than the total number of people tested.**

Reporting lab	Inconclusive	Negative	Positive	Percent positive	Total
HEART OF FLORIDA REGIONAL MED CTR		35	71	67%	106
SUNSHINE GARDENS		105	1	1%	106
325TH MEDICAL GROUP		87	19	18%	106
COASTAL LABORATORIES OF FLORIDA		92	13	12%	105
1ST PRIORITY LAB SERVICES		88	17	16%	105
MEDICAL CONSULTANTS OF FLORIDA DBA	1	90	14	13%	105
ST PETERSBURG PEDIATRICS-SEMINOLE		92	13	12%	105
NORTH CENTRAL BRONX HOSPITAL		100	5	5%	105
GADSDEN COUNTY HEALTH DEPARTMENT		92	13	12%	105
HEARTLAND PEDIATRIC ASSOCIATES		87	18	17%	105
LABCORP		33	72	69%	105
STONY BROOK UNIVERSITY MEDICAL CENTER		91	14	13%	105
ST MARK ASSISTED LIVING CENTER	1	92	12	11%	105
PEDIATRIC CARE CENTER- JACKSONVILLE BEACH		75	29	28%	104
PUBLIC SQUARE PHARMACY LLC		82	22	21%	104
WINDSOR OAKS		103	1	1%	104
PREDICTIVE LABORATORIES, INC	1	90	13	13%	104
PEDIATRIC SERVICES OF AMERICA INC		98	6	6%	104
GRANDE, THE☐	2	98	4	4%	104
DOUGLAS T JACOBSON STATE VETERANS HOME		104			104
EAST RIDGE RETIREMENT VILLAGE INC		104			104
FLORIDA MEDICAL CLINIC - MULTI SPECIALTY CAMPUS		53	51	49%	104
VISTA MANOR		92	12	12%	104
JESSIE TRICE COMMUNITY HEALTH SYSTEM, INC		86	17	17%	103
MEDEXPRESS URGENT CARE WEST TAMPA			103	100%	103
PRIMECARE AT TWIN LAKES		3	100	97%	103
PANIRA HEALTHCARE CLINIC		2	101	98%	103
ADVENT HEALTH CENTRA CARE - EAST ORLANDO		73	30	29%	103
CRESTVIEW URGENT CARE	1	23	78	76%	102
LAFAYETTE NURSING AND REHABILITATION CENTER		100	2	2%	102
HENNEPIN HEALTHCARE LABORATORY		102			102
SANTA BARBARA CARE CENTER		78	24	24%	102
CENTRAL FLORIDA HEALTH CARE		47	55	54%	102
AHMG SURGICAL SPECIALIST		102			102
HAWTHORN HOUSE☐		88	14	14%	102
BROOKDALE VERO BEACH SOUTH AL		101	1	1%	102
SEBRING PEDIATRICS LLC		75	27	26%	102
PruittHealth Fleming Island		87	15	15%	102
AESTHETIC ENHANCEMENTS		101			101
PENNSYLVANIA DEPT OF HEALTH		21	80	79%	101
CCS - BROWARD COUNTY JAIL		94	7	7%	101
EMERALD COAST CENTER		97	4	4%	101
JOHN KNOX VILLAGE OF FLORIDA ALF	1	96	4	4%	101
MACADAMS HOME HEALTH AGENCY		100	1	1%	101
GOLFCREST HEALTHCARE CENTER		101			101
GLOBAL CENTRAL LABS AT PPD	2	88	10	10%	100
TANVIR H SHAGAR NP		93	7	7%	100

COVID-19: testing by laboratory

Data through May 25, 2021 verified as of May 26, 2021 at 09:25 AM

Data in this report are provisional and subject to change.

The numbers in the table below represent the number of Florida and non-Florida residents for whom test results were received by the Department of Health. A person can be tested by more than one laboratory and can have both positive and negative results. **Therefore, the sum of the numbers in each column will be larger than the total number of people tested.**

Reporting lab	Inconclusive	Negative	Positive	Percent positive	Total
GOOD HEARTS COVID TESTING		57	43	43%	100
GILBERT MEDICAL GROUP		92	7	7%	99
GARDENS AT TERRACINA HEALTH & REHABILITATION		98	1	1%	99
Consulate Health Care of Jacksonville		85	14	14%	99
HUNTSVILLE HOSPITAL LABORATORY		71	28	28%	99
KINDRED AT HOME		90	9	9%	99
DEVANSH LAB WERKS INC		79	20	20%	99
LANDMARK, THE		48	50	51%	98
SIGNATURE HEALTHCARE OF MIDDLEBURG		96	2	2%	98
ARBOR TRAIL		78	20	20%	98
SEMINOLE COUNTY HEALTH DEPARTMENT		79	19	19%	98
HURLBURT FIELD CLINIC		39	59	60%	98
MIRIMUS CLINICAL LABS	2	42	54	55%	98
PLAZA OF HALLANDALE BEACH		98			98
URINEGOODHANDS LLC		96	2	2%	98
CATHOLIC HEALTH SYSTEM DEPT LABORATORY		94	4	4%	98
VALLEY MEDICAL CENTER		91	7	7%	98
ROSECASTLE AT DELANEY CREEK		96	2	2%	98
EMERGENCY PHYSICIANS MEDICAL CENTER LLC		74	24	24%	98
KORGENE LAB	1	28	69	70%	98
FLORIDA COMMUNITY HEALTH CENTERS INC			98	100%	98
CVS MINUTE CLINIC		3	94	97%	97
INSTITUTE OF PATHOLOGY KINGS COUNTY		94	3	3%	97
A COUNTRY PLACE ASSISTED LIVING FACILITY		95	2	2%	97
ADVENT HEALTH CENTRA CARE - WATERMAN		79	18	19%	97
HEALTH CENTERS AT BRENTWOOD		96	1	1%	97
SUPERIOR RESIDENCES OF LECANTO		82	15	15%	97
EAST ALABAMA MEDICAL CENTER LABORATORY		85	12	12%	97
MEDRITE URGENT CARE		83	14	14%	97
ATLAN		88	9	9%	97
RIDGEWOOD DIAGNOSTIC LABORATORY		92	5	5%	97
SKIPPACK MEDICAL LAB		82	15	15%	97
MINNESOTA TWINS		92	5	5%	97
MARKET STREET VIERA		95	1	1%	96
QPS, LLC		93	3	3%	96
SUNCOAST TECHNICAL COLLEGE SCHOOL OF HEALTH		96			96
ERIE COUNTY MEDICAL CTR CLINICAL LABS		92	4	4%	96
BAYSHORE MEMORY CARE☐		96			96
PREMIUM HEALTH SERVICES OF TAMPA BAY LLC		61	35	36%	96
BRIDGEVIEW CENTER LLC☐		81	15	16%	96
LABFIRST - DEPARTMENT OF PATHOLOGY		92	4	4%	96
BARRY UNIVERSITY STUDENT HEALTH SERVICES		52	44	46%	96
PEDIATRIC ASSOCIATES ORLANDO		82	14	15%	96
CENTURY CENTER FOR REHABILITATION & HEALING		78	18	19%	96
CROSS CITY REHABILITATION AND HEALTH CARE CENTER		72	23	24%	95
LPG PRIMARY CARE AT PINE ISLAND		81	14	15%	95
THE TERRACE OF KISSIMMEE		80	15	16%	95

COVID-19: testing by laboratory

Data through May 25, 2021 verified as of May 26, 2021 at 09:25 AM

Data in this report are provisional and subject to change.

The numbers in the table below represent the number of Florida and non-Florida residents for whom test results were received by the Department of Health. A person can be tested by more than one laboratory and can have both positive and negative results. **Therefore, the sum of the numbers in each column will be larger than the total number of people tested.**

Reporting lab	Inconclusive	Negative	Positive	Percent positive	Total
TAMPA BAY CONCIERGE DOCTOR, LLC		91	4	4%	95
LEE MEMORIAL HEALTH SYSTEM D/B/A LEE COMMUNITY		89	6	6%	95
ST VINCENTS PRIMARY CARE		87	8	8%	95
JENNIFER J CHIAVETTA-GRLSANTI DC		78	17	18%	95
LAKE BUTLER HOSPITAL		85	10	11%	95
Summit Medical Group, Pa Dba Citymd		87	7	7%	94
DIAGNOSTIC SOLUTIONS		3	91	97%	94
NEW SMYRNA BEACH URGENT CARE			94	100%	94
Baldwin Pediatrix		83	11	12%	94
Conway Lakes Health and Rehabilitation Center		93	1	1%	94
LAKE GIBSON VILLAGE, LLC		91	3	3%	94
Heartland Health Care Center North Sarasota		80	14	15%	94
CONCENTRA - FT LAUDERDALE - COMMERCIAL BLVD		92	2	2%	94
FLORIDA MEDICAL CLINIC PA		66	28	30%	94
ARTHREX MEDICAL CENTER		54	40	43%	94
PLYMOUTH HOME FOR ADULTS, INC.	8	84	1	1%	93
PANCARE HEALTH - FREEPORT CLINIC SUITE B		84	9	10%	93
BISHOP GRADY VILLAS		91	2	2%	93
ST VINCENT'S BIRMINGHAM		86	7	8%	93
PRESERVE AT PALM AIRE	3	90			93
SUWANNEE COUNTY SHERIFF OFFICE		89	3	3%	92
DAVITA LABORATORY		69	23	25%	92
HUNTINGTON HOSPITAL LABORATORY		89	3	3%	92
PROMEDICA SENIOR LIVING		86	6	7%	92
MAGNOLIA DIAGNOSTIC		2	90	98%	92
URGENT CARE USA LLC		2	90	98%	92
CAMPBELL URGENT CARE		15	77	84%	92
ROCKLEDGE REGIONAL MEDICAL CENTER		36	56	61%	92
JERICHO URGENT CARE		88	4	4%	92
MEDICAL PAVILION CLINIC		68	24	26%	92
MINUTECLINIC DIAGNOSTIC OF NEW JERSEY		84	8	9%	92
LAKE SHERIFF		71	20	22%	91
ST LUCIE COUNTY JAIL		76	15	16%	91
SUN CLINICAL LABORATORIES		90	1	1%	91
PARK OF THE PALMS INC		90	1	1%	91
COOPER FAMILY MEDICAL PLLC		71	20	22%	91
HERON CLUB AT PRESTANCIA		89	2	2%	91
BAHIA OAKS LODGE		85	6	7%	91
CHAMBREL AT ISLAND LAKE		87	4	4%	91
MISIR DRUGS LLC		72	19	21%	91
DEBARY HEALTH AND REHABILITATION CENTER		88	3	3%	91
SONORAN DESERT PATHOLOGY ASSOCIATES		3	88	97%	91
STUART REHABILITATION AND HEALTHCARE		75	16	18%	91
LAKELAND REGIONAL HEALTH GATEWAY CENTER		65	26	29%	91
AVERO DIAGNOSTICS		67	24	26%	91
MD 365 MEDICAL CARE PLLC		91			91
MANATEE COUNTY JAIL		89	1	1%	90

COVID-19: testing by laboratory

Data through May 25, 2021 verified as of May 26, 2021 at 09:25 AM

Data in this report are provisional and subject to change.

The numbers in the table below represent the number of Florida and non-Florida residents for whom test results were received by the Department of Health. A person can be tested by more than one laboratory and can have both positive and negative results. **Therefore, the sum of the numbers in each column will be larger than the total number of people tested.**

Reporting lab	Inconclusive	Negative	Positive	Percent positive	Total
OCOEE PEDIATRICS		82	8	9%	90
PERSONAL PEDIATRICS		79	11	12%	90
WALGREENS 2941		86	4	4%	90
AR ANESTHESIA LLC		88	2	2%	90
ORTHOPAEDIC SURGERY CENTER		90			90
LEVY COUNTY DEPARTMENT OF HEALTH		65	25	28%	90
Winter Garden Rehab and Nursing Facility		79	11	12%	90
ALCALA TESTING & ANALYSIS SERVICES		85	5	6%	90
Lanier Rehab		64	26	29%	90
ERIC C MRSHAL, MD, PC #1842		87	3	3%	90
KEYS MEDICAL GROUP			90	100%	90
EVENTEST, LLC		87	2	2%	89
ACE BIOMEDICAL LABS LLC		74	15	17%	89
NORTH FLORIDA SPINE AND WELLNESS		69	20	22%	89
MONROE COUNTY DETENTION CENTER		67	22	25%	89
ATRIUM AT LIBERTY PARK☐		85	4	4%	89
MIAMI SHORES NURSING & REHAB		89			89
FREEDOM INN AT TARPON SPRINGS		82	7	8%	89
STUART LODGE LIVING LLC		66	23	26%	89
PRODUCTION HEALTH SAFETY MANAGEMENT		86	2	2%	88
LEE COMMUNITY HEALTHCARE - LEHIGH		75	13	15%	88
PIERCE INSTRUMENTS INC		86	2	2%	88
DELCARE PA		71	17	19%	88
HOLMES COUNTY HEALTH DEPARTMENT	1	74	13	15%	88
University Hills health and Rehabilitation		78	10	11%	88
GOVERNOR'S CREEK HEALTH & REHABILITATION		87	1	1%	88
TITUSVILLE FAMILY PRACTICE		31	57	65%	88
BAYLOR GENETICS		75	13	15%	88
CLYDE E LASSEN STATE VETERANS NURSING HOME		62	26	30%	88
EISENHOWER ARMY MEDICAL CENTER		80	7	8%	87
TGH URGENT CARE – WESTCHASE			87	100%	87
LAKE HOWELL FAMILY MEDICINE ASSOCIATES		70	17	20%	87
BRANDON HEALTH AND REHABILITATION CENTER	1	85	1	1%	87
PACIFIC ANALYTICS			87	100%	87
WALGREENS #12673		83	4	5%	87
SEWALLS POINT PHARMACY INC		78	9	10%	87
UNIVERSITY OF NEW MEXICO HOSPITAL		87			87
BARNETT PARK☐		2	85	98%	87
BEACHES PEDIATRICS PA		82	5	6%	87
MINUTECLINIC, LLC		76	10	12%	86
GRAND ST PAUL CVS		83	3	3%	86
CORNERSTONE PEDIATRICS		70	16	19%	86
LEE PHYSICIAN GROUP COLLEGE POINT		80	6	7%	86
DISCOVERY VILLAGE AT THE FORUM		86			86
ARCPOINT LABS OF WEST PALM BEACH		43	43	50%	86
BRILLIANCE ASSISTED LIVING		69	17	20%	86
EMPLOYEE WELLNESS PA		67	19	22%	86

COVID-19: testing by laboratory

Data through May 25, 2021 verified as of May 26, 2021 at 09:25 AM

Data in this report are provisional and subject to change.

The numbers in the table below represent the number of Florida and non-Florida residents for whom test results were received by the Department of Health. A person can be tested by more than one laboratory and can have both positive and negative results. **Therefore, the sum of the numbers in each column will be larger than the total number of people tested.**

Reporting lab	Inconclusive	Negative	Positive	Percent positive	Total
CENTRAL FLORIDA PEDIATRICS		39	47	55%	86
PENSACOLA DEVELOPMENTAL CENTER		67	19	22%	86
W. FRANK WELLS NURSING HOME		84	1	1%	85
BioReference Laboratories, Inc		12	73	86%	85
ARBOR OAKS AT TYRONE	9	74	2	2%	85
PRMG - EAST NAPLES	1	73	11	13%	85
ADVENTHEALTH MEDICAL GROUP MULTISPECIALTY			85	100%	85
MEADOWCREST FAMILY PHYSICIANS PA	1	60	24	28%	85
NICEVILLE URGENT CARE		38	47	55%	85
PINES OF SARASOTA GARDEN		84			84
NITE LITE PEDIATRICS – JACKSONVILLE		76	8	10%	84
LONG TERM CARE OF JAY, LLC		63	21	25%	84
GROWING TOGETHER PEDIATRICS, LLC		78	6	7%	84
BROWARD HEALTH MEDICAL CENTER CLINICAL LAB			84	100%	84
PANCARE HEALTH - MALONE CLINIC		77	7	8%	84
NORTH SHORE UNIVERSITY HOSPITAL LABORATORY		77	7	8%	84
CLEARWATER PAIN MANAGEMENT ASSOCIATES		81	2	2%	83
JACOBI MEDICAL CENTER		78	5	6%	83
THE TRADITION OF THE PALM BEACHES		80	3	4%	83
STONY BROOK SOUTHAMPTON		81	2	2%	83
CANOPY ON BERRYHILL, THE		51	32	39%	83
LABCORP EMPLOYER SERVICES		82	1	1%	83
MID FLORIDA PRIMARY CARE PA		69	14	17%	83
PERSONAL PEDIATRICS PA		79	4	5%	83
LAB PLUS, LLC AT SAINT THOMAS WEST HOSPITAL		68	14	17%	82
ROSECASTLE OF JACKSONVILLE LLC		80	2	2%	82
THE PAVILION FOR HEALTH CARE		72	10	12%	82
AIR, LAND & SEA PHYSICALS & CONSULTATIONS, LLC		81	1	1%	82
LPG PULMONOLOGY-COCONUT POINT		70	12	15%	82
WEST VOLUSIA FAMILY AND SPORTS MEDICINE		75	7	9%	82
LAKE CITY VA MEDICAL CENTER			82	100%	82
Lexington Health and Rehabilitation Center		82			82
DEVELOPMENTAL DISABILITIES DEFENDANT PROGRAM		80	2	2%	82
SUMTER PEDIATRICS		76	5	6%	81
MINUTECLINIC DIAGNOSTIC OF SOUTH CAROL		74	7	9%	81
NORTH FLORIDA PHARMACY		72	9	11%	81
MEDCOR CORPORATE CLINIC		80	1	1%	81
LAB		29	52	64%	81
BIO-TECH CLINICAL LABORATORIES		41	40	49%	81
ENCOMPASS HEALTH REHABILITATION HOSPITAL OF OCALA		79	1	1%	80
PANCARE HEALTH - JACKSON COUNTY		67	13	16%	80
MINUTECLINIC DIAGNOSTIC OF KANSAS, PA		71	9	11%	80
BALMORAL TENANT SERVICES INC	1	43	36	45%	80
TRINITY URGENT CARE		65	15	19%	80
MICHAEL A VENAZIO MD		76	4	5%	80
ORLANDO CLINICAL RESEARCH CENTER		77	3	4%	80
NOMI HEALTH LAB SERVICES LLC		9	71	89%	80

COVID-19: testing by laboratory

Data through May 25, 2021 verified as of May 26, 2021 at 09:25 AM

Data in this report are provisional and subject to change.

The numbers in the table below represent the number of Florida and non-Florida residents for whom test results were received by the Department of Health. A person can be tested by more than one laboratory and can have both positive and negative results. **Therefore, the sum of the numbers in each column will be larger than the total number of people tested.**

Reporting lab	Inconclusive	Negative	Positive	Percent positive	Total
Grand Villa of Clearwater		73	6	8%	79
SUNSHINE PEDIATRICS		77	2	3%	79
FLOW HEALTH LABORATORIES, LLC		79			79
VETERANS AFFAIRS MEDICAL CENTER - PALO ALTO		28	51	65%	79
EDGEWATER AT WATERMAN VILLAGE		78	1	1%	79
BOND CLINIC PA		46	33	42%	79
MICHAEL AKPEKE MD		70	9	11%	79
GRAND VILLA OF ALTAMONTE SPRINGS		72	7	9%	79
ERDOX		74	5	6%	79
BRADFORD COUNTY HEALTH DEPARTMENT		78	1	1%	79
CBS LABS OF TAMPA LLC		3	76	96%	79
CENTRAL BALDWIN IMMEDIATE CARE & FAMILY PRACTICE		61	18	23%	79
MED & CO INVESTMENT LLC		74	5	6%	79
THOMAS INTERNAL MEDICINE		65	13	17%	78
LUTHERAN HAVEN ASSISTED LIVING		78			78
DOH-WEST PALM BEACH BRANCH LABORATORY		3	75	96%	78
NEW MEXICO STATE PUBLIC HEALTH DIVISION		78			78
TOWERS HOME CARE☐		74	4	5%	78
LAKE MORTON PLAZA☐		75	3	4%	78
BAYCARE MEDICAL GROUP		71	7	9%	78
FAST PACE MEDICAL CLINIC, PLLC		65	12	16%	77
PALM RIVER COMMUNITY HEALTH CENTER		68	9	12%	77
HEALTH FIRST - PALM BAY HOSPITAL		2	75	97%	77
WOMENS CARE FLORIDA LABORATORY		70	7	9%	77
ORANGE CITY NURSING AND REHAB		75	2	3%	77
WALGREENS 9627		71	6	8%	77
ASSOCIATED CLINICAL LABORATORIES		69	8	10%	77
NORTH FLORIDA PEDIATRICS - JACKSONVILLE		70	7	9%	77
BOND CLINIC DR ELDEEB		38	39	51%	77
THE GOOD SHEPARDS OF DELAND-WEST		76	1	1%	77
CLINICAL PATHOLOGY ASSOCIATES-SONIC REFERENCE LAB		76			76
PROMEDICA LABORATORIES		21	55	72%	76
WALGREENS_PEMBROKE PINES		68	8	11%	76
CAMP BOGGY CREEK		75	1	1%	76
PALM BAY URGENT CARE		31	45	59%	76
S-H THIRTY-FIVE OPCO- PORT ST LUCIE, LLC	1	75			76
WINDSOR REFLECTIONS		75	1	1%	76
TAMPA URGENT CARE			76	100%	76
MULBERRY'S MOBILE PROVIDER SERVICES LLC☐		57	19	25%	76
GRAND VILLA OF DEL RAY WEST		72	4	5%	76
DYNAMIC MEDICAL USA			76	100%	76
SUNCOAST OPTIMAL WELLNESS		23	53	70%	76
CHIPOLA QUICK CARE		67	9	12%	76
MOBILE PHYSICIAN SERVICES INC		68	8	11%	76
EXPRESS CARE OF TAMPA BAY LLC	1	23	51	68%	75
ELLKAY HEALTHCARE DATA PLUMBERS	52	19	4	5%	75
BROWARD HEALTH MEDICAL CENTER		3	72	96%	75

COVID-19: testing by laboratory

Data through May 25, 2021 verified as of May 26, 2021 at 09:25 AM

Data in this report are provisional and subject to change.

The numbers in the table below represent the number of Florida and non-Florida residents for whom test results were received by the Department of Health. A person can be tested by more than one laboratory and can have both positive and negative results. **Therefore, the sum of the numbers in each column will be larger than the total number of people tested.**

Reporting lab	Inconclusive	Negative	Positive	Percent positive	Total
SOS MOBILE MEDICAL CARE LLC		63	12	16%	75
ST JOSEPHS CHILDRENS OUTREACH		2	73	97%	75
FLORIDA HEALTH CARE DELAND			75	100%	75
EAST HILL PHARMACY		55	20	27%	75
ADVENTHEALTH EXPRESSCARE		45	30	40%	75
WATERCREST ST LUCIE WEST	1	69	5	7%	75
WALGREEN		60	14	19%	74
MED EXPRESS		6	68	92%	74
NORTH FLORIDA PEDIATRICS		57	17	23%	74
CITY OF OCALA EMPLOYEE HEALTH AND WELLNESS CENTER		67	7	9%	74
INDIGO MANOR☐		24	50	68%	74
OAK MANOR NURSING HOME		70	4	5%	74
WILSON MEMORIAL REGIONAL MEDICAL CENTER		70	4	5%	74
SCOTT LAKE HEALTH AND REHABILITATION CENTER		71	3	4%	74
GOLDEN POND COMMUNITIES		73	1	1%	74
NOAH CLINICAL LABORATORY		63	11	15%	74
HARMONY CLINIC		1	73	99%	74
VIP WALK IN CLINIC		50	24	32%	74
MD LABS		47	27	36%	74
GV NAPLES OPCO, LLC		73	1	1%	74
BROOKDALE OVIEDO		72	2	3%	74
EC OPCO PENSACOLA, LLC		73	1	1%	74
EVIVIA		70	3	4%	73
CONSULATE HEALTH CARE – LAKE MARY		72	1	1%	73
TGH URGENT CARE – WESLEY CHAPEL			73	100%	73
SAFARI PEDIATRICS PA		71	2	3%	73
Stratford Court of Palm Harbor		63	10	14%	73
DISCOVERY VILLAGE AT PALM BEACH GARDENS		71	2	3%	73
HAWTHORNE INN OF LAKELAND		72			72
Heritage Park Care and Rehabilitation		72			72
CRAIG BERGER MD PL D/B/A BAY AREA EYE INSTITUTE		72			72
MINUTECLINIC DIAGNOSTIC MEDICAL GROUP		67	5	7%	72
BOND AND STEELE CLINIC, PA		58	14	19%	72
LAKE CO EMPLOYEE HEALTH AND WELLNESS CENTER		64	8	11%	72
HAVEN OF OUR LADY OF PEACE		72			72
CAREATC INC BRANDON	21	46	5	7%	72
ADVENT HEALTH - PALM COAST		2	70	97%	72
INTERNAL MEDICINE ASSOCIATES PA		67	5	7%	72
Casa Mora Rehabilitation & Extended Care		70	2	3%	72
LPG PRIMARY CARE AT COLONIAL CENTER DRIVE		63	9	13%	72
ENCOMPASS HEALTH REHABILITATION OF ALTAMONTE		67	5	7%	72
KESHAV RX LLC		59	13	18%	72
STERLING HOUSE OF TALLAHASSEE	3	62	6	8%	71
AMMON LABS		61	10	14%	71
CL BRUMBACK PRIMARY CARE CLINICS		17	54	76%	71
ADVENT HEALTH - LAKE MARY		61	10	14%	71
ADVANCED LAB		67	4	6%	71

COVID-19: testing by laboratory

Data through May 25, 2021 verified as of May 26, 2021 at 09:25 AM

Data in this report are provisional and subject to change.

The numbers in the table below represent the number of Florida and non-Florida residents for whom test results were received by the Department of Health. A person can be tested by more than one laboratory and can have both positive and negative results. **Therefore, the sum of the numbers in each column will be larger than the total number of people tested.**

Reporting lab	Inconclusive	Negative	Positive	Percent positive	Total
INN AT ASTON GARDENS AT PELICAN POINTE,THE		67	4	6%	71
BIOREFERENCE LABORATORIES INC		11	60	85%	71
SIDDH INC DBA SAN CARLOS PHARMACY		67	4	6%	71
DOT DOC SARASOTA		63	8	11%	71
SUNCOAST COMMUNITY HEALTH CENTERS PEDIATRICS		21	49	70%	70
SUMMIT AT VENICE	2	63	5	7%	70
CP/AIG PENSACOLA DEVELOPMENT LLC		67	3	4%	70
PLANTATION GENERAL HOSPITAL CLINICAL LAB		26	44	63%	70
Highlands Regional Hospital		63	7	10%	70
USF HEALTH MORSANI CENTER		5	65	93%	70
CALHOUN COUNTY HEALTH DEPT		40	30	43%	70
THE CLUB AT BOYNTON BEACH, LLC		68	2	3%	70
AAJ COMPUTER SERVICES, INC		70			70
ST FRANCIS HOSPITAL		62	8	11%	70
WALGREENS #05625		64	5	7%	69
BLUE SPRINGS SURGERY CENTER		69			69
HERITAGE HEALTHCARE AND REHABILITATION CENTER		69			69
MINUTECLINIC DIAGNOSTIC OF HAWAII LLC		62	7	10%	69
ACCESS 365 URGENT CARE		42	27	39%	69
SAN JOSE SENIOR CARE LLC	1	43	25	36%	69
MEMORIAL MANOR		69			69
PARKSIDE INN	3	64	2	3%	69
GENPATH			69	100%	69
REOPEN DIAGNOSTICS			69	100%	69
PINELLAS PARK FIRE DEPARTMENT		65	4	6%	69
LINCOLN MEDICAL AND MENTAL HEALTH CENTER		66	3	4%	69
HEALTHPARK MEDICAL CTR NURSING SVC		68			68
ADVENTHEALTH MEDICAL GROUP FAMILY MEDICINE		63	5	7%	68
AEL- MEMPHIS		17	51	75%	68
SOMERBY OF SANTA ROSA BEACH		59	9	13%	68
BIG BOCA SMILES LLC☐		66	2	3%	68
ADVANCE URGENT CARE CENTER, LLC		20	48	71%	68
ENCOMPASS HEALTH REHABILITATION		65	3	4%	68
WELLSTAR KENNESTONE HOSPITAL		63	5	7%	68
SAMFORD UNIVERSITY HEALTH SERVICES		67	1	1%	68
APC PEDIATRICS AT RYE ROAD MEDICAL PARK		63	4	6%	67
FERN PARK DEVELOPMENTAL CENTER		13	54	81%	67
WELLMED AT NEW TAMPA		53	14	21%	67
FLORIDA HOSPITAL PHYSICIAN GROUP		40	27	40%	67
FLORIDA HEALTH CARE		8	59	88%	67
MEASE MANOR INC		63	4	6%	67
ADVENT HEALTH - MOUNT DORA		10	57	85%	67
Palms at Ponte Vedra Assisted Livning and Memory Care		64	3	4%	67
GREENSBORO PATHOLOGY LLC		55	12	18%	67
FAMILY HEALTH CENTER		46	20	30%	66
MEDEX MEDICAL EXPRESS OF PALATKA			66	100%	66
EAST CENTERAL FLORIDA OUTPATIENT IMAGING		45	21	32%	66

COVID-19: testing by laboratory

Data through May 25, 2021 verified as of May 26, 2021 at 09:25 AM

Data in this report are provisional and subject to change.

The numbers in the table below represent the number of Florida and non-Florida residents for whom test results were received by the Department of Health. A person can be tested by more than one laboratory and can have both positive and negative results. **Therefore, the sum of the numbers in each column will be larger than the total number of people tested.**

Reporting lab	Inconclusive	Negative	Positive	Percent positive	Total
NORTH FLORIDA MEDICAL CENTER		59	7	11%	66
VENICE URGENT CARE – GULF COAST		7	59	89%	66
CORAL GABLES HOSPITAL			66	100%	66
ADVENT HEALTH CENTRA CARE - WINTER GARDEN		20	46	70%	66
TROY REGIONAL MEDICAL CENTER		55	11	17%	66
OKEECHOBEE URGENT CARE		17	49	74%	66
NEMOURS CHILDRENS PRIMARY CARE OVIEDO		51	15	23%	66
AMERICAN FAMILY MEDICAL		53	13	20%	66
PREMISE HEALTH MIA		27	39	59%	66
HERNANDO COUNTY FIRE RESCUE DISTRICT		32	34	52%	66
Bon Secours Maria Manor		60	6	9%	66
MINUTE CLINIC DIAGNOSTIC OF VIRGINIA, LLC		62	4	6%	66
VETERANS AFFAIRS MEDICAL CENTER - GULF COAST		27	39	59%	66
BROOKDALE CENTRE POINTE	1	64			65
OUT OF STATE		40	25	38%	65
MICHIGAN DEPARTMENT OF HEALTH AND HUMAN SERVICES	1		64	98%	65
CHILDREN'S HOSPITAL OF ALABAMA		64	1	2%	65
SUMMER VISTA ASSISTED LIVING		38	27	42%	65
HORIZON ALF		64	1	2%	65
UNITED MEDICAL LABS INC		64	1	2%	65
VIERA HEALTH AND REHABILITATION CENTER		62	3	5%	65
LPG CONVENIENT CARE AT PINE ISLAND ROAD		59	6	9%	65
SOUTHSIDE HOSPITAL NORTHWELL HEALTH LABORATORY		56	9	14%	65
NXGEN MDX		20	45	69%	65
WADSWORTH HEALTH CENTER		62	3	5%	65
GREENLEAF ALF		63	1	2%	64
CARE CENTERS OF NASSAU LLC MINER ROAD SOUTH		64			64
Manor Care of Dunedin	1	54	9	14%	64
DEPT OF VA MED CENTE-WEST PALM BEACH			64	100%	64
MINUTECLINIC DIAGNOSTIC OF NORTH CAROLINA		62	2	3%	64
BURRY'S PHARMACY INC		39	25	39%	64
ADVENTHEALTH MEDICAL GROUP PULMONOLOGY		57	7	11%	64
SILVER LAKE PEDIATRICS PA		57	7	11%	64
TRINITY AL SENIOR HOUSING LLC□		45	19	30%	64
BAYOU GARDENS DUNEDIN LLC		64			64
SARNO FAMILY PRACTICE		46	18	28%	64
DAVID POSNACK JEWISH DAY SCHOOL		64			64
MEDLOGIC LABORATORIES		3	61	95%	64
JOSEPH L MORSE GERIATRIC CENTER	2	59	3	5%	64
Grace Rehabilitation of Vero Beach		63	1	2%	64
ST CLOUD PHYSICIAN MANAGEMENT LLC DBA ST CLOUD		30	34	53%	64
BIG BEND CARES, INC		55	8	13%	63
MARQUIS LABS, LLC		61	2	3%	63
LAKE INTERNAL MEDICINE ASSOCIATES PA		55	8	13%	63
ADVENTHEALTH MEDICAL GROUP FAMILY & INTERNAL		29	34	54%	63
LONG ISLAND JEWISH MED CTR		57	6	10%	63
CINNAMON COVE ALF		62	1	2%	63

COVID-19: testing by laboratory

Data through May 25, 2021 verified as of May 26, 2021 at 09:25 AM

Data in this report are provisional and subject to change.

The numbers in the table below represent the number of Florida and non-Florida residents for whom test results were received by the Department of Health. A person can be tested by more than one laboratory and can have both positive and negative results. **Therefore, the sum of the numbers in each column will be larger than the total number of people tested.**

Reporting lab	Inconclusive	Negative	Positive	Percent positive	Total
ALL AMERICAN URGENT CARE			63	100%	63
MEDI CLINIC SARASOTA INC		62	1	2%	63
CAPE REGIONAL MEDICAL CENTER		60	3	5%	63
LIGHTHOUSE PEDIATRICS OF NAPLES		56	7	11%	63
MAUREEN OROURKE-FUTEY			63	100%	63
S-H THIRTY FIVE OPCO - ORANGE CITY, LLC		53	10	16%	63
BEEHIVE HOMES OF GULF BREEZE		47	16	25%	63
MEASE CONTINUING CARE		61	2	3%	63
LAKELAND REGIONAL HEALTH		38	25	40%	63
SMH PHYSICIAN SERVICES INC		61	1	2%	62
WAVE CREST HEALTH AND REHABILITATION CENTER		59	3	5%	62
TUKA PEDIATRICS		8	54	87%	62
NORTHSIDE HOSPITAL EMERGENCY DEPT		58	4	6%	62
EMERALD COAST HOSPICE		61	1	2%	62
OVERLOOK HOSPITAL LABORATORY		57	5	8%	62
SPRING MANOR ASSISTED LIVING		62			62
TBI RESIDENTIAL SERVICES, INC.		51	11	18%	62
GULFSIDE HOSPICE INC		59	3	5%	62
GRAND VILLA OF ST. PETERSBURG		60	2	3%	62
EVAN R SHAPIRO MD PA		62			62
SOUTH FLORIDA BAPTIST HOSPITAL			62	100%	62
MINUTECLINIC DIAGNOSTIC OF LOUISIANA,		59	3	5%	62
MENTAL HEALTH CARE INC		53	9	15%	62
CDR MAGUIRE INC	1	7	54	87%	62
EMORY CLINIC, THE		58	4	6%	62
SARATOGA HOSPITAL LABORATORY		55	6	10%	61
ELITE HOME HEALTH SERVICES		61			61
PALM BAY PEDIATRICS		40	21	34%	61
RITECARE MED CTR H			61	100%	61
INTERNAL MEDICINE SPECIALIST		55	6	10%	61
VALENCIA HOUSE ALF		59	2	3%	61
ENCOMPASS HEALTH REHABILITATION HOSPITAL OF PANAMA CITY		56	5	8%	61
LEE MEMORIAL HEALTH SYSTEM		55	6	10%	61
WASHINGTON REHABILITATION AND NURSING CENTER		51	10	16%	61
81ST MEDICAL GROUP		28	32	53%	60
SONATA BOCA RATON		54	6	10%	60
CITYMD OF MANAHAWKIN		57	3	5%	60
THE PRESERVE AT CLEARWATER		58	2	3%	60
Glen Oaks Health and REhabilitation		60			60
INTERNAL LAB		50	10	17%	60
FLORIDA MEDICAL CLINIC IM MLK		36	24	40%	60
IMMEDIATE CARE PA		56	4	7%	60
WILLOWS AT WILDWOOD, THE		54	6	10%	60
ENCOMPASS HEALTH REHABILITATION HOSPITAL OF MIAMI		59	1	2%	60
BOCA BIOLISTICS LLC		46	14	23%	60
PATIENTS CHOICE LAB OF IND, LLC		52	8	13%	60
NORTH CAROLINA DEPARTMENT OF HEALTH & HUMAN SERVICES	1		59	98%	60

COVID-19: testing by laboratory

Data through May 25, 2021 verified as of May 26, 2021 at 09:25 AM

Data in this report are provisional and subject to change.

The numbers in the table below represent the number of Florida and non-Florida residents for whom test results were received by the Department of Health. A person can be tested by more than one laboratory and can have both positive and negative results. **Therefore, the sum of the numbers in each column will be larger than the total number of people tested.**

Reporting lab	Inconclusive	Negative	Positive	Percent positive	Total
HOLY NAME HOSPITAL LABORATORY		58	2	3%	60
HUNT CLUB MEDICAL		29	31	52%	60
BARNES HEALTHCARE OF FLORIDA LLC		56	4	7%	60
TWIN CREEKS ASSISTED LIVING & MEMORY CARE		57	3	5%	60
GRAND AVENUE RX			60	100%	60
VOLUSIA COUNTY BRANCH JAIL		1	58	98%	59
JACK BANDEL MD PA		55	4	7%	59
ALEXANDER NININGER STATE VETERANS		59			59
BUECHELE DENTAL PA DBA CLERMONT FAMILY DENTISTRY		49	10	17%	59
BIOTECH		52	7	12%	59
LINCOLN DIAGNOSTIC LAB		57	2	3%	59
MILLENIUM PHYSICIANS GROUP		1	58	98%	59
UHEALTH AT FISHER ISLAND			59	100%	59
OPTUMCARE SOUTH FLORIDA, LLC		50	9	15%	59
STEINHATCHEE FAMILY MEDICAL CENTER☐	1	50	8	14%	59
KEY WEST MEDICAL CENTER	1	51	7	12%	59
CARDIOLOGY AND MEDICINE ASSOCIATES		43	16	27%	59
ADVENT HEALTH EXPRESS CARE		7	52	88%	59
EMORY UNIVERSITY HOSPITAL		50	9	15%	59
GENTIVA HEALTH SERVICES CERTIFIED INC		54	4	7%	58
ACTIVE SENIOR LIVING		56	2	3%	58
CENTRA CARE – LAKE NONA		7	51	88%	58
MARIANNA HEALTH AND REHABILITATION CENTER		57	1	2%	58
COOPER FAMILY MEDICAL, PLLC		48	10	17%	58
Margate Health and Rehabilitation Center		56	2	3%	58
CONCENTRA URGENT CARE		54	4	7%	58
ORLANDO ORTHOPAEDIC OUTPATIENT SURGERY CENTER		52	6	10%	58
KINDRED HOSPITAL CENTRAL TAMPA BLOOD GAS	1	52	5	9%	58
FINLAY CLINICAL LABORATORY		20	38	66%	58
THE MEDICAL GROUP OF SOUTH FLORIDA INC		52	6	10%	58
VPA PC LAB		48	10	17%	58
RESIDENTIAL PLAZA AT BLUE LAGOON INC		54	4	7%	58
PROFESSIONAL PEDIATRICS		56	2	3%	58
LONG ISLAND UNIVERSITY - POST CAMPUS		52	5	9%	57
HIALEAH HOSPITAL RESPIRATORY DEPT			57	100%	57
TRADITIONAL HOME HEALTH OF PALM BEACH INC		55	2	4%	57
GENESIS DERMATOLOGY		53	4	7%	57
ASCENSION SACRED HEART BAY LABORATORY		54	3	5%	57
JFK MEDICAL CENTER NORTH LAB		1	56	98%	57
AMELIA ASSISTED LIVING FACILITY		57			57
THE CANOPY AT BERRYHILL		57			57
ALZHEIMERS CARE CENTER OF VIERA LTD		37	20	35%	57
BAY STREET PHARMACY☐		52	5	9%	57
IMA MEDICAL CENTER		38	19	33%	57
KAPG FLEMING ISLAND SENIOR HOUSING OPCO LLC	1	56			57
PENNSYLVANIA DEPARTMENT OF HEALTH BUREAU OF LABORATORIES			57	100%	57
EP MEDICAL EQUIPMENT PHARMACY		49	8	14%	57

COVID-19: testing by laboratory

Data through May 25, 2021 verified as of May 26, 2021 at 09:25 AM

Data in this report are provisional and subject to change.

The numbers in the table below represent the number of Florida and non-Florida residents for whom test results were received by the Department of Health. A person can be tested by more than one laboratory and can have both positive and negative results. **Therefore, the sum of the numbers in each column will be larger than the total number of people tested.**

Reporting lab	Inconclusive	Negative	Positive	Percent positive	Total
MALCOM RANDALL DEPT OF VAMC			57	100%	57
NEW YORK PRESBYTERIAN - QUEENS DIAGNOSTIC		53	4	7%	57
PATHOLOGY CONSULTANTS OF NEW MEXICO		56			56
ATRIA PARK OF LAKE FOREST (WG HERITAGE LF LLC)		54	2	4%	56
TIFFANY HALL NURSING AND REHAB		44	12	21%	56
EAGLES WATCH CLUSTER		47	9	16%	56
WEST ISLIP URGENT CARE		51	5	9%	56
ROYAL PALM SENIOR RESIDENCE		55			55
OCCUPATIONAL HEALTH CENTERS OF THE SOUTHWEST PA		49	6	11%	55
TNC WALK IN CLINIC		43	12	22%	55
LITTLE NECK URGENT CARE		53	2	4%	55
CARE 4 U MANAGEMENT, INC			55	100%	55
ROCHESTER GENERAL HOSPITAL LABORATORY		51	4	7%	55
HIGHLANDS COUNTY FIRE RESCUE		55			55
Jupiter Medical Center Pavilion		54	1	2%	55
KENDALL REGIONAL MEDICAL CENTER LAB	3		52	95%	55
GRAND VILLA OF ENGLEWOOD		50	5	9%	55
SUNSHINE PEDIATRICS OF CENTRAL FLORIDA PL		52	3	5%	55
SONATA HUNTERS CREEK		47	8	15%	55
NITE LITE PEDIATRICS - PORT ST. LUCIE		46	9	16%	55
PREMIER MEDICAL ASSOCIATES ALL FLORIDA LLC		54	1	2%	55
UNITED LABORATORY SERVICES CORPORATION		38	16	30%	54
SARASOTA CO. HEALTH DEPT # 58		40	14	26%	54
CERTUS MTD OPCP LLC		52	2	4%	54
FUTURE PEDIATRICS		51	3	6%	54
APOLLOMDX LABS		32	22	41%	54
CDR MAGUIRE - MIAMI BEACH CC MISSION 17388		2	52	96%	54
BASSETTI MEDICAL RESEARCH INC		35	19	35%	54
ORCHID COVE AT DAYTONA		45	9	17%	54
FAMILY EXTENDED CARE OF PUNTA GORDA		54			54
CAMBRIDGE SECURITY SERVICES		51	3	6%	54
CLERMONT HEALTH AND REHAB		40	14	26%	54
ST. CLOUD MEDICAL GROUP		54			54
MIAMI CLINICAL RESEARCH CORP		12	42	78%	54
JUNIPER VILLAGE AT NAPLES		53	1	2%	54
GRAND VILLA OF NEW PORT RICHEY		46	7	13%	53
Citymd Of Toms River		46	7	13%	53
UNIVERSITY OF WEST FLORIDA, THE		52	1	2%	53
NIGHT LITE PEDIATRICS CENTER LLC		10	43	81%	53
PANCARE HEALTH - BAY COUNTY - YOUNGSTOWN		48	5	9%	53
CVS MINUTE CLINIC DIAGNOSTIC OF NORTH CAROL		46	7	13%	53
ALLIANCE COMMUNITY FOR RETIREMENT LIVING		53			53
SOMERSET			53	100%	53
QUOTIENT SCIENCES LABS LLC			53	100%	53
MINUTECLINIC DIAGNOSTIC OF LOUISIANA		50	3	6%	53
GRAND VILLA OF PINELLAS PARK		51	2	4%	53
COURTYARD GARDENS OF BOYNTON BEACH, LLC		50	3	6%	53

COVID-19: testing by laboratory

Data through May 25, 2021 verified as of May 26, 2021 at 09:25 AM

Data in this report are provisional and subject to change.

The numbers in the table below represent the number of Florida and non-Florida residents for whom test results were received by the Department of Health. A person can be tested by more than one laboratory and can have both positive and negative results. **Therefore, the sum of the numbers in each column will be larger than the total number of people tested.**

Reporting lab	Inconclusive	Negative	Positive	Percent positive	Total
LAKE COUNTY SCHOOLS EMPLOYEE HEALTH CENTER		40	13	25%	53
HOME CARE PHARMACY		53			53
Osprey Point Nursing Center		51	2	4%	53
QHC UPSTATE MEDICAL PC		43	10	19%	53
BITTINGS APOTHECARY INC		47	6	11%	53
MISSION OAKS ASSISTED LIVING☐		51	2	4%	53
ST ANTHONYS PRIMARY CARE LLC/JACKSON STREET			53	100%	53
THE PALMS PHARMACY, INC		50	3	6%	53
JACKSONVILLE PEDIATRICS		32	20	38%	52
FELICIDAD MEDICAL CENTER		5	47	90%	52
LPG PRIMARY CARE AT CAPE CORAL PARKWAY		44	8	15%	52
CITY OF CAPE CORAL		39	13	25%	52
LMH SKILLED NURSING UNIT		52			52
ROADS PEDIATRICS,LLC		49	3	6%	52
LEE COMMUNITY HEALTHCARE INC CAPE CORAL		49	3	6%	52
FLAGLER HOSPITAL INC	2		50	96%	52
DAYTONA BEACH OPC		47	5	10%	52
ADVENT HEALTH		49	3	6%	52
ADVENT HEALTH - LAKE WALES		40	12	23%	52
MADISON COUNTY MEMORIAL HOSPITAL LABORATORY		15	37	71%	52
LYSTER ACH FT RUCKER AL		49	3	6%	52
PINES NURSING HOME		50	2	4%	52
SNH BRFL TENANT LLC	2	50			52
MEDPEDS ASSOCIATES OF SARASOTA PA		47	5	10%	52
PHILLIPPE RIDGE		40	12	23%	52
SOUTHEAST GEORGIA HEALTH SYSTEM, INC		46	5	10%	51
SOUTH CAROLINA DEPT OF HEALTH AND ENVIRONMENT CONTROL		11	40	78%	51
WEISS PEDIATRIC CARE LLC		37	14	27%	51
MINUTECLINIC, LLC, DBA MINUTECLINIC #5		46	5	10%	51
INN AT THE FOUNTAINS, THE		34	17	33%	51
SOUTHEAST ALABAMA MEDICAL CENTER			51	100%	51
KEYSTONE PLACE AT NAPLES PRESERVE		46	5	10%	51
ADVENT HEALTH MEDICAL GROUP OB GYN AT		45	6	12%	51
PATRICK MANOR INCORPORATED		51			51
PORT SAINT JOHN FAMILY PRACTICE		32	19	37%	51
WALGREENS #10373		49	2	4%	51
LPG PEDIATRICS AT PAGE FIELD		50	1	2%	51
GULFVIEW MEDICAL INSTITUTE		51			51
BENTON HOUSE OF PORT ORANGE		44	7	14%	51
SUNSHINE ASSISTED LIVING		51			51
PRACTICE MANAGEMENT OF AMERICA, INC.		7	44	86%	51
AVANTE ST CLOUD		48	3	6%	51
EC OPCO TIMBERLIN PARC LLC		50			50
CARE ATC - ANDES			50	100%	50
HEALTH FIRST - CAPE CANAVERAL HOSPITAL		1	49	98%	50
GRAMERCY PARK URGENT CARE		48	2	4%	50
NAPLES PEDIATRICS INC☐		43	7	14%	50

COVID-19: testing by laboratory

Data through May 25, 2021 verified as of May 26, 2021 at 09:25 AM

Data in this report are provisional and subject to change.

The numbers in the table below represent the number of Florida and non-Florida residents for whom test results were received by the Department of Health. A person can be tested by more than one laboratory and can have both positive and negative results. **Therefore, the sum of the numbers in each column will be larger than the total number of people tested.**

Reporting lab	Inconclusive	Negative	Positive	Percent positive	Total
THORNBURG PEDIATRICS		46	4	8%	50
BETHUNE-COOKMAN UNIVERSITY		32	18	36%	50
POPLAR HEALTHCARE PLLC	1	11	38	76%	50
HILA BECKERMAN MD LLC	1	45	4	8%	50
PORT ST. LUCIE - ZAXBY'S		50			50
THE LODGE AND REHABILITATION CENTER		34	16	32%	50
MARCO ISLAND MEDICAL CENTER		37	13	26%	50
RAINBOW PEDIATRICS PC LLC / BREAKFAST POINT		39	11	22%	50
CRESTVIEW IMMEDIATE CARE LL		26	24	48%	50
HERNANDO ENDOSCOPY AND SURGERY CENTER		38	11	22%	49
CARE CENTERS OF NASSAU LLC MINER ROAD NORTH		49			49
ALLEGRO		47	2	4%	49
CAREHERE LAKE SCHOOLS EMPLOYEE HEALTH CENTER		34	15	31%	49
SOFT CELL LABORATORIES		45	4	8%	49
FHMG_CTR FOR SENIOR HEALTH		44	5	10%	49
AU MEDICAL CENTER, INC	1	43	5	10%	49
PEDIATRICS IN BREVARD-COCOA BEACH		44	5	10%	49
UNIPATH		25	24	49%	49
S-H THIRTY FIVE OPCO - LUTZ, LLC		48	1	2%	49
SOLARIS SENIOR LIVING NORTH NAPLES		48	1	2%	49
DOH		23	26	53%	49
USF		1	48	98%	49
ALWAYS BEST CARE SENIOR SERVICES		44	5	10%	49
HOUSE CALLS PROFESSIONAL LLC		45	4	8%	49
ADVENTIST HEALTH SYSTEM FLORIDA		34	15	31%	49
NORTHBROOK CENTER FOR☐		47	2	4%	49
Guardian Care Nursing and Rehabilitation Center		49			49
THE TERRACE OF JACKSONVILLE		3	46	94%	49
UNIVERSITY BEHAVIORAL CENTER		49			49
Grand Villa of Deerfield Beach		45	4	8%	49
LABORATORY MEDICINE CONSULTANTS-LMC PA		45	4	8%	49
LEE PHYSICIAN GROUP		42	6	13%	48
LPG PRIMARY CARE AT BONITA BAY LIFESTYLE CENTER		43	5	10%	48
URGENT CARE & WELLNESS CENTER		15	33	69%	48
ORLANDO HEALTH PRIMARY CARE PEDIATRICS		44	4	8%	48
COURTYARD GARDENS OF JUPITER		48			48
UNION MEDICAL CARE		48			48
PREMIER MEDICAL ASSOCIATES		46	2	4%	48
KISSIMMEE VA OUTPATIENT CLINIC		45	3	6%	48
ISLAND URGENT CARE PLLC		44	4	8%	48
MORTON PLANT			48	100%	48
SAN CARLOS PHARMACY		39	9	19%	48
SEWANEE MOLECULAR DIAGNOSTICS LABORATO		48			48
CAREMED INTERNAL MEDICINE		30	18	38%	48
SOMA MEDICAL CENTER PA #3		10	38	79%	48
BAPTIST URGENT CARE		44	4	8%	48
MARQUESA MEDICAL		44	4	8%	48

COVID-19: testing by laboratory

Data through May 25, 2021 verified as of May 26, 2021 at 09:25 AM

Data in this report are provisional and subject to change.

The numbers in the table below represent the number of Florida and non-Florida residents for whom test results were received by the Department of Health. A person can be tested by more than one laboratory and can have both positive and negative results. **Therefore, the sum of the numbers in each column will be larger than the total number of people tested.**

Reporting lab	Inconclusive	Negative	Positive	Percent positive	Total
INTERCOASTAL MEDICAL GROUP		2	46	96%	48
GRAND LIVING AT LAKEWOOD RANCH		47	1	2%	48
ALLIANCE OF PHYSICIANS AGAINST COVID-19		1	47	98%	48
GRAND OAKS OF PALM CITY LLC☐	1	41	6	13%	48
BAY CENTER HURRICANE SHELTER		48			48
ST JUDE LABORATORIES		43	5	10%	48
ADVENTHEALTH MEDICAL GROUP FAMILY MEDICINE AT RDV		48			48
WINTER GARDEN REHAB AND NURSING CENTER		44	4	8%	48
COMPLETE HOME CARE OF THE PALM BEACHES LLC		43	4	9%	47
FAMILY CARE PARTNERS URGENT CARE LLC		38	9	19%	47
POINTE AT NEW PORT PLACE,THE		47			47
FAMILY EXTENDED CARE OF WINTER HAVEN		45	2	4%	47
WALGREENS 3145		44	3	6%	47
CARILLON SPORTS AND FAMILY MEDICINE		36	11	23%	47
PALM BAY FAMILY PRACTICE		27	20	43%	47
WALGREENS #04569		43	4	9%	47
NORTH FLORIDA / SOUTH GEORGIA VETERANS HEALTH SYSTEM		1	46	98%	47
REVA INC		43	4	9%	47
NAVARRE GARDENS		41	6	13%	47
FORT PIERCE FAMILY CARE INC		41	6	13%	47
INTERLAB		1	46	98%	47
A AND R RESEARCH GROUP LLC		42	5	11%	47
MOBILE DOC FL, LLC		29	18	38%	47
MEDEMERGE		45	2	4%	47
KINDRED HOSPITAL OCALA		42	4	9%	46
FLORIDA DEPARMENT OF HEALTH CLAY COUNTY		32	14	30%	46
BAYSIDE LABORATORIES INC		46			46
WELLMED AT PLANT CITY		26	20	43%	46
LPG CONVENIENT CARE AT METRO		42	4	9%	46
ADULT MEDICINE OF LAKE COUNTY INC			46	100%	46
MID-FLORIDA PATHOLOGY, LLC		35	11	24%	46
WG EVERGREEN WOODS SH LLC		46			46
UNION MEDICAL CARE PLLC		45	1	2%	46
NEWPATH DIAGNOSTICS		38	8	17%	46
HARTFORD HEALTH SERVICES LLC		46			46
KAPG ST AUGUSTINE SENIOR HOUSING OPCO LLC		37	9	20%	46
UNIVERSITY HOSPITAL		39	7	15%	46
H LEE MOFFITT CANCER CENTER MICRO		46			46
PREMIER PLACE HEALTHCARE AT THE GLENVIEW		46			46
COLLIER BLVD HMA PHYSICIAN MANAGEMENT LLC		46			46
TRICORE REF LABS - UNIV OF NM		46			46
LOURDES HOSPITAL INC		44	2	4%	46
TRIPLE O MEDICAL SERVCES INC		42	4	9%	46
PARKSIDE HEALTH AND REHABILITATION CENTER		10	36	78%	46
LUTHERAN HAVEN EXTENDED CONGREGATE CAR		46			46
EAST MANATEE FAMILY	1	1	44	96%	46
PLAINVIEW URGENT CARE		43	3	7%	46

COVID-19: testing by laboratory

Data through May 25, 2021 verified as of May 26, 2021 at 09:25 AM

Data in this report are provisional and subject to change.

The numbers in the table below represent the number of Florida and non-Florida residents for whom test results were received by the Department of Health. A person can be tested by more than one laboratory and can have both positive and negative results. **Therefore, the sum of the numbers in each column will be larger than the total number of people tested.**

Reporting lab	Inconclusive	Negative	Positive	Percent positive	Total
RIVERHEAD URGENT CARE		45	1	2%	46
PASSPORT HEALTH ORLANDO		45			45
NEXT MOLECULAR ANALYTICS		14	31	69%	45
ENCORE AT BOCA RATON, THE			45	100%	45
IMA MEDICAL GROUP POINCIANA		18	27	60%	45
D W MCMILLAN MEMORIAL HOSPITAL		34	11	24%	45
MEDI PARTNERS OF S FLORIDA LLC		45			45
SOUTHPORT SQUARE HARBOUR HEALTH		45			45
STUART URGENT CARE			45	100%	45
AVALON PARK RETIREMENT RESIDENCE		43	2	4%	45
BRP SH OPCO LLC		45			45
CIMA MEDICAL CENTER		44	1	2%	45
LARA HEALTH AND WELLNESS CENTER LLC		45			45
WALK IN MEDICAL URGENT CARE		45			45
HALIFAX HEALTH URGENT CARE		24	21	47%	45
BIOFIRE		11	34	76%	45
BD MEDICAL SYSTEMS		43	2	4%	45
NEOGENOMICS LABORATORIES INC		45			45
BENTON HOUSE OF ST. JOHNS		43	2	4%	45
CITY OF NAPLES FIRE RESCUE		40	5	11%	45
GUIDEWELL EMERGENCY MEDICINE DOCTORS LLC #33		31	14	31%	45
REDI-MED WALK-IN FAMILY CARE			45	100%	45
COLLIER URGENT CARE CENTERS		44	1	2%	45
CARE HERE		20	25	56%	45
MAKO MEDICAL		21	23	52%	44
THE MERIDIAN AT BOCA RATON	1	43			44
RADIOLOGY ASSOCIATES OF VENICE AND ENGLEWOOD		42	2	5%	44
WESTPAC LABS INC	1	32	11	25%	44
UNIVERSITY MEDICAL CTR OF PRINCETON AT		42	2	5%	44
INNOVATIVE GX LABORATORIES		37	7	16%	44
Grand Villa of Dunedin		38	6	14%	44
PALM POINT BEHAVIORAL HEALTH		44			44
FLORIDA HOSPITAL		28	16	36%	44
NORTHWELL HEALTH PLAINVIEW HOSPITAL LABORATORY		35	9	20%	44
Gulf Shore Care Center		39	5	11%	44
GEORGIA HEART CENTER (MSC 53), NAVICEN		42	2	5%	44
ASHTON PLACE	3	37	4	9%	44
PEDIATRICS OF CENTRAL FLORIDA – SAINT CLOUD	2	40	2	5%	44
BRONX LEBANON HOSPITAL-MEDICAL CENTER		40	4	9%	44
PRINCETON VILLAGE☐		40	4	9%	44
BENTON HOUSE OF CLERMONT		44			44
FAMILY AND INTERNAL MEDICINE AT AVALON PARK		39	4	9%	43
WALGREENS_COCONUT CREEK		35	8	19%	43
COVANCE CENTRAL LABORATORY		29	14	33%	43
BAYCARE MEDICAL GROUP INC		3	40	93%	43
LPG PRIMARY CARE AT MATTHEW DRIVE		36	7	16%	43
LAKE MARY KIDS CENTRA CARE		33	10	23%	43

COVID-19: testing by laboratory

Data through May 25, 2021 verified as of May 26, 2021 at 09:25 AM

Data in this report are provisional and subject to change.

The numbers in the table below represent the number of Florida and non-Florida residents for whom test results were received by the Department of Health. A person can be tested by more than one laboratory and can have both positive and negative results. **Therefore, the sum of the numbers in each column will be larger than the total number of people tested.**

Reporting lab	Inconclusive	Negative	Positive	Percent positive	Total
CITRUS CARE CLINIC			43	100%	43
CASS'S MOBILE HEALTH SERVICES		35	8	19%	43
PIEDMONT HOSPITAL CLINICAL LABORATORY		40	3	7%	43
MINUTE CLINIC LLC #2216		40	3	7%	43
EASTERN SHORE URGENT CARE		32	11	26%	43
BELVEDERE COMMONS OF SUN CITY CENTER☐		43			43
BRANCH MEDICAL CLINIC			43	100%	43
PINELLAS INTERNAL MEDICINE ASSOCIATES	1	39	3	7%	43
CENTERPLACE HEALTH		19	24	56%	43
A & R RESEARCH GROUP		35	8	19%	43
MINUTE CLINIC DIAGNOSTIC OF VIRGINIA		36	7	16%	43
VETERANS AFFAIRS MEDICAL CENTER - NEW YORK HARBOR		41	2	5%	43
ANDALUSIA HEALTH		26	17	40%	43
WHITE-WILSON MEDICAL CENTER		32	11	26%	43
COMMUNITY MEDICAL CARE CENTER INC			43	100%	43
WOLFF CTR FOR CHILD & ADOLESCENT HEALTH PLLC,THE		26	17	40%	43
FIRST CHOICE URGENT CARE		12	31	72%	43
DUVAL PHARMACY		32	11	26%	43
LONGLEAF DIAGNOSTIC LABORATORIES		13	29	69%	42
ADVENT HEALTH CENTRA CARE - LAKELAND		30	12	29%	42
HARMONY HEALTH OPCO, LLC		17	25	60%	42
STAT ONE URGENT CARE CENTER		2	40	95%	42
VENICE REGIONAL BAYFRONT HEALTH			42	100%	42
STETSON UNIVERSITY STUDENT HEALTH CENTER		3	39	93%	42
CLINICAL LABORATORY		42			42
ST AUGUSTINE PEDIATRIC ASSOC		36	6	14%	42
STATCARE URGENT AND WALK-IN MEDICAL CA		39	3	7%	42
NIGHT LITE PEDIATRIC CENTER		10	32	76%	42
BULLS HEAD URGENT CARE		40	2	5%	42
ATRIA WILLOW WOOD		40	2	5%	42
KIVA AT CANTERBURY		25	17	40%	42
Atlantic Shore Nursing and Rehab		42			42
CITRUS COUNTY HEALTH DEPARTMENT		36	6	14%	42
WALGREENS #15495	1	39	2	5%	42
GENEXPERT			42	100%	42
GRAND VILLA OF DELRAY EAST		42			42
MAIMONIDES-SHALOM ACADEMY, INC		41	1	2%	42
PACIFICA SENIOR LIVING OCALA		37	5	12%	42
MEDEX MEDICAL EXPRESS OF PALATKA LLC			41	100%	41
NORTHWESTERN UNIV JACOBS CTR COVID 19 TESTING SITE		41			41
UNDERGROUND FREE CLINIC		40	1	2%	41
PEDIATRICS OF CENTRAL FLORIDA KISSI		33	8	20%	41
MINUTE CLINIC DIAGNOSTIC OF NEW JERSEY		40	1	2%	41
GRAND VILLA OF MELBOURNE		39	2	5%	41
CROSSROADS URGENT CARE		26	15	37%	41
SOUTHCOM LABORATORY		7	34	83%	41
UNIVERSITY OF ALABAMA		38	3	7%	41

COVID-19: testing by laboratory

Data through May 25, 2021 verified as of May 26, 2021 at 09:25 AM

Data in this report are provisional and subject to change.

The numbers in the table below represent the number of Florida and non-Florida residents for whom test results were received by the Department of Health. A person can be tested by more than one laboratory and can have both positive and negative results. **Therefore, the sum of the numbers in each column will be larger than the total number of people tested.**

Reporting lab	Inconclusive	Negative	Positive	Percent positive	Total
PASSPORT HEALTH OF TAMPA BAY		31	10	24%	41
WASHINGTON COUNTY HEALTH DEPARTMENT		28	13	32%	41
BOND CLINIC, PA		11	30	73%	41
FLORIDA HOSPITAL NEW SMYRNA		4	37	90%	41
PRIDE DIAGNOSTICS		24	17	41%	41
CERON PEDIATRICS & INTEGRATIVE MEDICIN		41			41
ARTHREX MEDICAL CENTER EAST		25	16	39%	41
ALPHA PHARMACY		38	3	7%	41
CAPITAL REGIONAL MEDICAL CENTER		2	39	95%	41
DCH REGIONAL MEDICAL CENTER LABORATORY		39	2	5%	41
MINUTECLINIC DIAGNOSTIC OF MICHIGAN		38	3	7%	41
MINUTECLINIC DIAGNOSTIC OF RHODE ISLAND, LLC #1544		39	1	3%	40
GRACE COMMUNITY PHARMACY		3	37	93%	40
WARDE MEDICAL LABORATORY		31	9	23%	40
ST. MARYS MEDICAL CENTER		1	39	98%	40
CLINICAL PATHOLOGY LABORATORIES, INC		40			40
GRAND VILLA OF BOYNTON BEACH		39	1	3%	40
MINUTE CLINIC DIAGNOSTIC OF SC, LLC #75		38	2	5%	40
M&V SAN JOSE MEDICAL CENTER			40	100%	40
WEINBERG VILLAGE		38	1	3%	39
BROOKDALE BRANDON	1	38			39
JUPITER MEDICAL CENTER PHYSICIANS GROUP, INC		34	5	13%	39
METROPOLITAN CHARITIES INC		36	3	8%	39
BAY COUNTY JAIL ANNEX		34	5	13%	39
SOMA MEDICAL CENTER # 4		5	34	87%	39
GMR EVENT SERVICES LLC DBA CROWDRX		39			39
CORRECTIONAL MEDICAL GROUP		27	12	31%	39
BAPTIST MEDICAL GRP URGENT CARE & OCC HEALTH AIRPO		39			39
GRADY HEALTH SYSTEM		39			39
TAYLORVILLE FAMILY MEDICINE		32	7	18%	39
NORTH PINELLAS CHILDRENS MEDICAL CENTER			39	100%	39
CLINICAL RESEARCH SEQUENCING PLATFORM		8	31	79%	39
ISLAMORADA VILLAGE OF ISLANDS FIRE RESCUE		36	3	8%	39
MARYLAND DEPARTMENT OF HEALTH			39	100%	39
CEDAR CREEK AT KINGS BAY INC		39			39
JUNIPER VILLAGE AT CAPE CORAL		34	5	13%	39
GUYAN VALLEY WELLNESS CENTER		32	7	18%	39
ROCKLAND URGENT CARE FAMILY HEALTH NP		37	2	5%	39
STEWARD MEDICAL GROUP, INC		21	18	46%	39
INSTANT MEDICAL CARE CENTER		38	1	3%	39
LEE COMMUNITY HEALTHCARE INC NORTH FORT MYERS		38	1	3%	39
WG BAYPOINT VILLAGE SH LLC		38	1	3%	39
MORTON PLANT HOSPITAL - ADLER INSTITUTE OF LAB MEDICINE		3	36	92%	39
BAYSHORE PATHOLOGY CONSULTANTS PA		37	2	5%	39
ECC PEDIATRICS		38	1	3%	39
WALGREENS COVID-19		27	12	31%	39
EASYCARE WALK-IN CLINIC	1	15	22	58%	38

COVID-19: testing by laboratory

Data through May 25, 2021 verified as of May 26, 2021 at 09:25 AM

Data in this report are provisional and subject to change.

The numbers in the table below represent the number of Florida and non-Florida residents for whom test results were received by the Department of Health. A person can be tested by more than one laboratory and can have both positive and negative results. **Therefore, the sum of the numbers in each column will be larger than the total number of people tested.**

Reporting lab	Inconclusive	Negative	Positive	Percent positive	Total
INNOVATION CLINICAL TRIALS, INC			38	100%	38
FLORIDA MEDICAL CL ODOM TPA		23	15	39%	38
ATRIA SAN PABLO		36	2	5%	38
HOMEWOOD RESIDENCE AT FREEDOM PLAZA		37	1	3%	38
CLEARWATER EMPLOYEE HEALTH CLINIC		19	19	50%	38
MINUTE CLINIC, LLC DBA MINUTECLINIC #4505		35	3	8%	38
HENDRY/GLADES COUNTY HEALTH DEPARTMENT		37	1	3%	38
AUTUMN OF SARASOTA		12	26	68%	38
MOLECULAR DIAGNOSTICS		5	33	87%	38
WOMEN'S CARE FLORIDA, LLC		38			38
Life Care Center of Citrus County		37	1	3%	38
PECONIC BAY MEDICAL CENTER LABORATORY		29	9	24%	38
VISTACARE PHARMACY I		33	5	13%	38
CONNECTICUT DEPARTMENT OF HEALTH		22	16	42%	38
CENTRAL FLORIDA HEALTH CARE INC WAUCHULA SITE 2		29	9	24%	38
SANFORD PEDIATRIC ASSOCIATES, PA		33	5	13%	38
MINUTECLINIC LLC #4449		36	2	5%	38
CVS NV3210POCT LAS VEGAS		35	3	8%	38
FLORIDA ENDOSCOPY & SURGERU CTR LLC		38			38
CCRC @ SUNFLOWER LLC		35	3	8%	38
MINUTE CLINIC DIAGNOSTIC OF TEXAS, LLC		35	3	8%	38
TRADITIONAL HOME CARE INC		35	2	5%	37
STATEN ISLAND UNIVERSITY HOSPITAL-POUCH		36	1	3%	37
MINUTECLINIC, LLC, DBA MINUTECLINIC #2544		35	2	5%	37
PULSE & REMEDY LLC		22	15	41%	37
PATHOGENIUS LABORATORIES		30	7	19%	37
PATHGROUP		9	28	76%	37
JAMAICA HOSPITAL MEDICAL CENTER		33	4	11%	37
GOOD SAMARITAN HOSPITAL LABORATORY		32	5	14%	37
EMORY CRAWFORD LONG HOSPITAL LABORATOR		33	4	11%	37
CVS NC7047POCT DURHAM		36	1	3%	37
HOLZER HEALTH CENTER		5	32	86%	37
COLORADO DEPARTMENT OF PUBLIC HEALTH AND ENVIRONMENT			37	100%	37
ALAN A SMITH MD LLC		34	3	8%	37
MAINSTREET FAMILY URGENT CARE		1	36	97%	37
BAPTIST PEDIATRICS		32	5	14%	37
ASSISTED LIVING OF BROWARD		37			37
COLLIER HMA PHYSICIAN MANAGEMENT LLC		27	10	27%	37
HR SARASOTA OPERATOR LLC		25	12	32%	37
THE COLLIER AT NAPLES		36	1	3%	37
STATCARE URGENT & WALK IN MEDICAL CARE		33	4	11%	37
FORT CAROLINE GARDENS, INC		34	3	8%	37
HOLLISMED LLC		35	2	5%	37
BUREAU OF PUBLIC HEALTH	1	14	22	59%	37
FAMILY EXTENDED CARE OF SEBRING INC		35	2	5%	37
ONE MILO		37			37
FLORIDA PEDIATRIC GROUP PA		28	9	24%	37

COVID-19: testing by laboratory

Data through May 25, 2021 verified as of May 26, 2021 at 09:25 AM

Data in this report are provisional and subject to change.

The numbers in the table below represent the number of Florida and non-Florida residents for whom test results were received by the Department of Health. A person can be tested by more than one laboratory and can have both positive and negative results. **Therefore, the sum of the numbers in each column will be larger than the total number of people tested.**

Reporting lab	Inconclusive	Negative	Positive	Percent positive	Total
ACCURATE DIAGNOSTIC LAB		35	2	5%	37
PONCE THERAPY CARE CENTER		34	3	8%	37
JACKSON HEALTH SYSTEM		2	34	94%	36
BVL/LITTLE ANGEL PEDIATRICS		36			36
MEDCOMP SCIENCES			36	100%	36
FLORIDA PRESBYTERIAN HOMES INC		34	2	6%	36
NCHD		22	14	39%	36
West Gate Village, LLC		36			36
MARTHA'S HOUSE & ASSISTED LIVING FACILITY		36			36
ALABAMA CLINICS		20	16	44%	36
FAST PACE MEDICAL CLINIC		31	5	14%	36
LABORATORY ALLIANCE OF CENTRAL NEW YORK		34	2	6%	36
VILLA COURT LLC		36			36
VIKOR SCIENTITIC		5	31	86%	36
PHYSICIAN ASSOCIATES LLC		26	10	28%	36
SANITAS		4	32	89%	36
VA MEDICAL CENTER			36	100%	36
HARBORCHASE OF WELLINGTON CROSSING		34	2	6%	36
Kensington Gardens		36			36
UNION CHD		33	3	8%	36
FHMG–FLORIDA HOSPITAL MEDICAL GROUP		26	10	28%	36
VIRTUA		32	4	11%	36
CARDIOLOGY AND MEDICINE ASSOCIATES INC		35	1	3%	36
LONG BEACH URGENT CARE		36			36
SOUTHEASTERN OUTPATIENT SURGERY CENTER		32	3	9%	35
HARBOUR ISLAND PEDIATRICS		25	10	29%	35
MIDDLETOWN MEDICAL P C		25	10	29%	35
HENDRY REGIONAL CORPORATE HEALTH			35	100%	35
ROSWELL PAIN SPECIALISTS	1	33	1	3%	35
HUNTINGTON STATION URGENT CARE		34	1	3%	35
PHOSPHORUS DIAGNOSTICS		27	8	23%	35
METRO KNOXVILLE HMA		25	10	29%	35
REDI-MED WALK IN FAMILY CLINIC			35	100%	35
IRL		4	31	89%	35
LAKELAND NURSING AND REHABILITATION CENTER			35	100%	35
AEGIS MEDICAL GROUP, LLC		32	3	9%	35
COOPER HEALTHCARE		32	3	9%	35
CARLOS F FUSTER MD PA		33	2	6%	35
POARCH BANC CREEK INDIANS TRIBAL HEALTH DEPARTMENT			35	100%	35
CANCER RESEARCH LAB, BOB JONES UNIVERSITY		30	5	14%	35
AMMON ANALYTICAL LABORATORIES		31	4	11%	35
MEDHELP 280		32	3	9%	35
P23 LABS		35			35
TUSCAN GARDENS OF DELRAY BEACH MANAGEMENT COMPANY,		34	1	3%	35
NEUROINTERNATIONAL SARASOTA		32	3	9%	35
CHILDREN'S MEDICAL CENTER		1	34	97%	35
MINUTECLINIC DIAGNOSTIC OF PENNSYLVANI		33	2	6%	35

COVID-19: testing by laboratory

Data through May 25, 2021 verified as of May 26, 2021 at 09:25 AM

Data in this report are provisional and subject to change.

The numbers in the table below represent the number of Florida and non-Florida residents for whom test results were received by the Department of Health. A person can be tested by more than one laboratory and can have both positive and negative results. **Therefore, the sum of the numbers in each column will be larger than the total number of people tested.**

Reporting lab	Inconclusive	Negative	Positive	Percent positive	Total
FLORIDA DEPARTMENT OF HEALTH IN MONROE COUNTY		28	7	20%	35
CVS NC3516POCT WINSTON SALEM		31	4	11%	35
DIXIE COUNTY HEALTH DEPARTMENT		26	9	26%	35
BOCA TOXICOLOGY LLC		33	2	6%	35
BAYCARE HEALTH SYSTEMS, LLC			35	100%	35
MIGUEL E TREVINO MD PA		31	4	11%	35
WUESTHOFF MEMORIAL HOSPITAL			35	100%	35
ADVENT HEALTH - FISH MEMORIAL		2	33	94%	35
SOUTHWEST LABS		34			34
PARAMOUNT WALK-IN CLINIC		1	33	97%	34
MALABAR FAMILY PRACTICE		28	6	18%	34
MINUTECLINIC DIAGNOSTIC OF TN PC #6435		31	3	9%	34
ACCESS MEDICAL LABORATORIES INC		26	8	24%	34
DELAWARE PUBLIC HEALTH LABORATORY		2	32	94%	34
INTERIM HEALTHCARE OF NORTHWEST FLORIDA INC		32	2	6%	34
GAMMA DIAGNOSTIC LAB LLC			34	100%	34
UTAH DEPARTMENT OF HEALTH			34	100%	34
AYERS NURSING AND REHABILITATION CENTER		34			34
KIDS CARE PEDIATRICS PA			34	100%	34
LONG TERM CARE OF GULF BREEZE LLC		30	4	12%	34
OAKMONTE VILLAGE		33	1	3%	34
ST VINCENTS AMBULATORY CARE INC DBA		31	3	9%	34
MINUTECLINIC DIAGNOSTIC OF ILLINOIS L		28	6	18%	34
LAKE NONA MEDICAL SERVICE LLC		31	3	9%	34
WILLAMETTE VALLEY TOXICOLOGY LLC		32	2	6%	34
ST PETER'S BENDER LABORATORY		33	1	3%	34
CIGNA PBSO WEST PALM		3	31	91%	34
RAYMOND BASRI MD		32	2	6%	34
RASHDA ALBIBI M.D. P.A.		31	3	9%	34
THE SPRINGS OF PARC HILL		33	1	3%	34
CORAL HOUSE ASSISTED LIVING COMMUNITY LLC		33			33
WESTWOOD NURSING AND REHABILITATION		28	5	15%	33
NIGHT LITE PEDIATRICS URGENT CARE CENTER			33	100%	33
OPIS COQUINA CENTER		32	1	3%	33
Consulate Health Care of Orange Park		27	6	18%	33
DSI MANAGEMENT LLC		33			33
JOSEF SCHENKER MD PC DBA CENTERS URGENT		31	2	6%	33
NORTHEAST GEORGIA MEDICAL CENTER		33			33
SELECT PHYSICIANS ALLIANCE PL		33			33
MIDNIGHT MEDICINE			33	100%	33
VETERANS HOME		1	32	97%	33
RESIDENCE AT BAY VUE		31	2	6%	33
PERDIDO URGENT CARE		1	32	97%	33
ENGLEWOOD HOSPITAL AND MEDICAL CENTER		28	5	15%	33
GREENRIDGE GROUP HOME	3	11	19	58%	33
ENT AND ALLERGY ASSOCIATES OF FLORIDA LLC		32	1	3%	33
WELLMED AT BRANDON REGIONAL		25	8	24%	33

COVID-19: testing by laboratory

Data through May 25, 2021 verified as of May 26, 2021 at 09:25 AM

Data in this report are provisional and subject to change.

The numbers in the table below represent the number of Florida and non-Florida residents for whom test results were received by the Department of Health. A person can be tested by more than one laboratory and can have both positive and negative results. **Therefore, the sum of the numbers in each column will be larger than the total number of people tested.**

Reporting lab	Inconclusive	Negative	Positive	Percent positive	Total
ORLANDO FAMILY MEDICINE		16	17	52%	33
STEINHATCHEE DRUGS		27	6	18%	33
VETERAN AFFAIRS MEDICAL CENTER - JAMES J PETERS		30	3	9%	33
SANFORD MOBILE LAB		27	6	18%	33
AMBRY GENETICS CORPORATION	23	10			33
IPSUM DIAGNOSTICS		3	30	91%	33
BOND CLINIC		3	30	91%	33
AHSE ROP		32	1	3%	33
EVERLYWELL		19	14	42%	33
SYNIVERSE WELLNESS CENTER		28	5	15%	33
NURSES HELPING HANDS INC ALF		33			33
SANFORD MOBILE LAB PGA TOUR		32	1	3%	33
PBSO WEST PALM FAMILY PRACTICE		1	32	97%	33
FIRST PHYSICIANS GROUP - LORRAINE CORNERS		33			33
MADISON POINTE CARE CENTER		32			32
MINUTECLINIC DIAGNOSTIC OF TN PC #6363		26	6	19%	32
MINUTECLINIC DIAGNOSTIC OF SC, LLC #2		28	4	13%	32
ALACHUA		20	12	38%	32
Wiregrass Rehabilitation Center and Nursing Home		29	3	9%	32
WESTMINSTER ST AUGUSTINE		32			32
TREASURE ISLE LLC		32			32
MINUTECLINIC, LLC #08366		27	5	16%	32
NTD EUROFINS ATLANTA		31	1	3%	32
MINUTECLINIC DIAGNOSTIC OF TEXAS		28	4	13%	32
ADVANCED URGENT CARE		12	20	63%	32
CVS MINUTE CLINIC DIAGNOSTIC OF TN #6044		28	4	13%	32
A LILIKO'I PHARMACY LLC		29	3	9%	32
J AND J VISTAKON EMPLOYEE HEALTH CENTER		31	1	3%	32
JOSEF SCHENKER MD PC		32			32
LAKE MARY - STIRLING CENTER SUITE 202			32	100%	32
MINUTECLINIC, LLC #4230		28	4	13%	32
COLORADO DEPARTMENT OF HEALTH LABORATORY SERVICES DIVISION			32	100%	32
ADVENT HEALTH MEDICAL GROUP FAMILY AND INTERNAL MEDICINE AT AVALON PAR		28	4	13%	32
MINUTECLINIC DIAGNOSTIC OF TN PC #378		29	3	9%	32
BAPTIST PRIMARY BLACK CREEK SOUTH			32	100%	32
SUMMIT MEDICAL GROUP - 75 E NORTHFIELD		26	5	16%	31
CVS NC7588POCT ASHEVILLE		27	4	13%	31
1 TOUCH TOTALCARE SOLUTIONS		28	3	10%	31
MICHAEL J D'AMBROSE MD PA		29	2	6%	31
OPTIMAL CARE PEDIATRICS		9	22	71%	31
UR CARE FAMILY AND SPORTS MEDICINE			31	100%	31
COLLIER ANESTHESIA PAIN LLC		31			31
LabCorp L#09258130 M#09258125		12	19	61%	31
INTERNAL MEDICINE LIPID AND WELNNESS PRACTICE		14	17	55%	31
MEDEXPRESS URGENT CARE - BLOOMINGTON		26	5	16%	31
REGENCY PARK ASSISTED LIVING FACILITY		29	2	6%	31
HOPE HEALTHCARE		29	2	6%	31

COVID-19: testing by laboratory

Data through May 25, 2021 verified as of May 26, 2021 at 09:25 AM

Data in this report are provisional and subject to change.

The numbers in the table below represent the number of Florida and non-Florida residents for whom test results were received by the Department of Health. A person can be tested by more than one laboratory and can have both positive and negative results. **Therefore, the sum of the numbers in each column will be larger than the total number of people tested.**

Reporting lab	Inconclusive	Negative	Positive	Percent positive	Total
CENTER ONE SURGERY CENTER		25	6	19%	31
SHORE MEMORIAL HOSPITAL		27	4	13%	31
TOTTENVILLE CIRCLE URGENT CARE		31			31
JOSEPH SCHENKER MD PC DBA CENTERS URGENT		27	4	13%	31
MINUTECLINIC DIAGNOSTIC OF NORTH CAROLINA PC		28	3	10%	31
GOOD SAMARITAN SOCIETY		31			31
CHIPOLA MEDICAL ASSOCIATES		11	20	65%	31
AMERICAN ESOTERIC LABORATORIES		15	16	52%	31
SPRINGWOOD COURT		26	5	16%	31
HEALTH FIRST - VIERA HOSPITAL		1	30	97%	31
PREMIER URGENT CARE CENTER LLC			31	100%	31
DISCOVERY COMMONS AT BRADENTON		31			31
COUNTY OF LOS ANGELES			31	100%	31
HOLIDAY MEDICAL ASSOCIATES		4	27	87%	31
MINUTECLINIC DIAGNOSTIC OF RHODE ISLAND, LLC #212		31			31
COMMUNITY HEALTH OF SOUTH FLORIDA			31	100%	31
CVA MINUTE CLINIC DIAGNOSTIC OF VIRGINIA, LLC		29	1	3%	30
MINIMALLY INVASIVE VASCULAR INC		28	2	7%	30
OAK HARBOR ASSISTED LIVING FACILITY		27	3	10%	30
Okeechobee Health Care Facility		16	14	47%	30
P4CLINICAL	3	2	25	83%	30
ADVENT HEALTH MEDICAL GROUP- FAMILY MEDICINE AT DR. PHILIPS		25	5	17%	30
APOLLO SURGERY CENTER		27	3	10%	30
ADVANCED HEALTHCARE ASSOCIATES		26	4	13%	30
THE TERRACE AT IVY ACRES ALF		11	19	63%	30
JOINT AMBULATORY CARE CENTER		30			30
WIREGRASS CLINIC LLC		24	6	20%	30
PEPIN ACADEMIES-PASCO		29	1	3%	30
FLORIDA MEDICAL CLINIC - NEW TAMPA		25	5	17%	30
MINUTECLINIC INCORPORATE, LLC		26	4	13%	30
ADVENT HEALTH PRIMARY CARE PLUS, WINTER GARDEN		26	4	13%	30
COMPREHENSIVE CHILDCARE		24	6	20%	30
HERITAGE WATERSIDE		27	3	10%	30
RAINBOW PEDIATRICS		1	29	97%	30
BOCA SIMON LAB		1	29	97%	30
TALLAHASSEE DEVELOPMENTAL CENTER☐		28	2	7%	30
PANCARE HEALTH - BONIFAY K-8			30	100%	30
GASTROENTEROLOGY ASSOCIATES OF PENSACOLA PA		25	5	17%	30
HOWARD BEACH URGENT CARE		28	2	7%	30
TREEHOUSE PEDIATRICS		24	6	20%	30
RELIANCE MEDICAL CENTER		21	9	30%	30
ROBERT H JENKINS JR VETERANS' DOMICILIARY HOME OF		27	3	10%	30
ENGLEWOOD HEALTH PHYSICIAN NETWORK		30			30
DAVID LAWRENCE CENTER		26	4	13%	30
SUMMERGATE PHARMACY		28	2	7%	30
FORT VALLEY STATE UNIVERSITY		29	1	3%	30
ACCESS HEALTH CARE PHYSICIANS LLC		10	20	67%	30

COVID-19: testing by laboratory

Data through May 25, 2021 verified as of May 26, 2021 at 09:25 AM

Data in this report are provisional and subject to change.

The numbers in the table below represent the number of Florida and non-Florida residents for whom test results were received by the Department of Health. A person can be tested by more than one laboratory and can have both positive and negative results. **Therefore, the sum of the numbers in each column will be larger than the total number of people tested.**

Reporting lab	Inconclusive	Negative	Positive	Percent positive	Total
WEST BROWARD CARE CENTER		24	6	20%	30
FORT SANDERS REGIONAL LABORATORY		29	1	3%	30
GRAND VILLA OF SARASOTA		29	1	3%	30
SENIOR HEALTH OF WINTER PARK DUNDEE		30			30
MED LABS DIAGNOSTICS		11	19	63%	30
ROSLYN URGENT CARE		29	1	3%	30
CHILDRENS MEDICAL CENTER			30	100%	30
BROOKWOOD BAPTIST MEDICAL CENTER		29	1	3%	30
CLINCLOUD, LLC			30	100%	30
BOCA BIOLISTIC REFERENCE LAB			30	100%	30
GERALD J KIVETT MD		27	3	10%	30
BROOKDALE UNIVERSITY HOSPITAL		27	3	10%	30
Clearwater Center		16	14	47%	30
VASSAR BROTHERS MEDICAL CENTER LABORATORY		28	2	7%	30
PARK WEST MEDICAL CENTER		29	1	3%	30
AMEERAH LABS			30	100%	30
MINUTECLINIC DIAGNOSTIC OF TN, PC 374		24	5	17%	29
UNIV OF ROCHESTER-STRONG MEMORIAL HOSP		28	1	3%	29
PRO HEALTH HARMONY		29			29
PALM GARDEN OF JACKSONVILLE		27	2	7%	29
CDC		17	12	41%	29
PALMS, THE		29			29
UNIVERSITY OF ILLINOIS VETERINARY DIAG	1	27	1	3%	29
RENAISSANCE SENIOR LIVING	1	28			29
CHARLOTTE CHD PORT CHARLOTTE		25	4	14%	29
URGENT CARE USA			29	100%	29
UCLA HEALTHCARE CLINICAL LABS		23	6	21%	29
MAYO CLINIC JACKSONVILLE		4	25	86%	29
PHYSICIANS STAT		7	22	76%	29
GRAND VILLA OF PALM COAST		29			29
CAPE CORAL HOSPITAL ABG LABORATORY		16	13	45%	29
STEWARD MELBOURNE HOSPITAL			29	100%	29
BIG BEND HOSPICE INC		29			29
SUNTREE INTERNAL MEDICINE		29			29
DUVAL COUNTY HEALTH DEPARTMENT		29			29
PINELLAS 1 HOME HEALTH CARE CORP		28	1	3%	29
OWL NOW URGENT CARE		11	18	62%	29
ADVENTHEALTH MEDICAL GROUP PEDIATRIC & ADOLESCENT		28	1	3%	29
NEMOURS CHILDRENS CLINIC		22	7	24%	29
TIFFANY LAKE CARE CENTERS INC		28	1	3%	29
PRIMECARE AT PORT ORANGE		5	24	83%	29
NEW YORK METHODIST HOSPITAL		24	4	14%	28
LAKE PLACID HEALTH AND REHABILITATION		1	27	96%	28
ADIRONDACK MEDICAL CENTER		28			28
ST MARYS MEDICAL CENTER			28	100%	28
NATIONAL MENTOR HEALTHCARE LLC			28	100%	28
MONTEFIORE NEW ROCHELLE HOSPITAL		25	3	11%	28

COVID-19: testing by laboratory

Data through May 25, 2021 verified as of May 26, 2021 at 09:25 AM

Data in this report are provisional and subject to change.

The numbers in the table below represent the number of Florida and non-Florida residents for whom test results were received by the Department of Health. A person can be tested by more than one laboratory and can have both positive and negative results. **Therefore, the sum of the numbers in each column will be larger than the total number of people tested.**

Reporting lab	Inconclusive	Negative	Positive	Percent positive	Total
ORANGE PEDIATRICS			28	100%	28
KEY PRIMARY CARE			28	100%	28
TGH MEDICAL GROUP LABORATORY CARROLLWOOD			28	100%	28
BOZEMAN HEALTH DEACONESS HOSPITAL		19	9	32%	28
KIVA AT CANTERBURY, LLC		28			28
HUNT CLUB PEDIATRIC ASSOCIATES LLC		23	5	18%	28
FAMILY CARE PARTNERS		18	10	36%	28
MARION PEDIATRICS PA		21	7	25%	28
ASTORIA HEALTH AND REHABILITATION CENTER		27	1	4%	28
EXPRESS FAMILY CARE LLC		11	17	61%	28
EDEN AT CRESTVIEW		12	16	57%	28
Cleveland Clinic Laboratories		4	24	86%	28
BROWARD HEALTH IMPERIAL POINT NURSING			28	100%	28
STAT MED URGENT CARE		27	1	4%	28
CANTON-POTSDAM HOSPITAL LABORATORY		27	1	4%	28
URGENT CARE CENTER			28	100%	28
MINUTE-CLINIC DIAGNOSTIC OF VIRGINIA		23	5	18%	28
PORT ST LUCIE HOSPITAL		25	3	11%	28
MINUTECLINIC, LLC, #4160		24	4	14%	28
BETHESDA HEALTH PHYSICIAN GROUP INC			28	100%	28
CARLTON SHORES HEALTH AND REHABILITATION CENTER		27	1	4%	28
THE COMMONWEALTH OF MASSACHUSETTS		1	27	96%	28
AHMG LAKE NONA PRIMARY CARE		28			28
BROOKDALE PHILLIPPI CREEK			28	100%	28
FIRST CHOICE PEDIATRICS LOOP		25	3	11%	28
ADVENTHEALTH MEDICAL GROUP PEDIATRICS AT		7	21	75%	28
WELLSTAR COBB HOSPITAL		25	2	7%	27
WALGREENS #04618		22	5	19%	27
COMMUNITY CARE CENTER□		26	1	4%	27
BROOKDALE SOUTHPOINT			27	100%	27
DELRAY BEACH FACIAL PLASTIC SURGERY		27			27
FAST PACE MEDICAL CLINIC PLLC		25	2	7%	27
ST JOSEPHS HOSP OF ATLANTA/CLINIC LAB		25	2	7%	27
49D2045214□HYSICIAN OFFICE□AIVER□EDEXPRESS URGENT CARE - HARRISONBU		18	9	33%	27
SUNCOAST LABS			27	100%	27
PREMIUM HEALTH CARE			27	100%	27
CARENOW - DOWNTOWN NORTH GULCH		25	2	7%	27
LAKELAND HILLS CENTER		19	8	30%	27
ST VINCENT'S EAST		25	2	7%	27
CORONA NYC LAB		26	1	4%	27
SPANISH RIVER HIGH SCHOOL ESE		23	4	15%	27
USCG AIR STATION CLEARWATER CLINIC		26	1	4%	27
CITY OF SANFORD EMPLOYEE HEALTH AND		25	2	7%	27
ADEPT INPATIENT MEDICAL SERVICES PC		27			27
LOOP PEDIATRICS		22	5	19%	27
Summit Medical Group Westfield Lab		24	3	11%	27
MINUTECLINIC DIAGNOSTIC OF TN PC #320		19	8	30%	27

COVID-19: testing by laboratory

Data through May 25, 2021 verified as of May 26, 2021 at 09:25 AM

Data in this report are provisional and subject to change.

The numbers in the table below represent the number of Florida and non-Florida residents for whom test results were received by the Department of Health. A person can be tested by more than one laboratory and can have both positive and negative results. **Therefore, the sum of the numbers in each column will be larger than the total number of people tested.**

Reporting lab	Inconclusive	Negative	Positive	Percent positive	Total
Z UROLOGY		26	1	4%	27
COASTAL COMPLETE CARE		13	14	52%	27
CENTRAL FLORIDA PEDIATRIC URGENT CARE LLC		23	4	15%	27
EXPRESS CARE OF BELLEVIEW		27			27
PHYSICIANS CARE		23	4	15%	27
ATRIA LADY LAKE		27			27
EPIC REFERENCE LABS INC			27	100%	27
LEXINGTON PLACE SENIOR LIVING COMMUNITY		27			27
URGENT FAMILY CARE INC		24	3	11%	27
NEWYORK-PRESBYTERIAN/ LAWRENCE HOSPITAL LABORATORY		24	3	11%	27
VICK STREET MANOR		27			27
HEALTHPARK MEDICAL CENTER ABG LAB		26	1	4%	27
WHITE WILSON MEDICAL CENTER-DESTIN		26	1	4%	27
EMORY BENNETT VETERANS NURSING HOME	1	26			27
COASTAL SKIN SURGERY AND DERMATOLOGY		19	8	30%	27
NOVANT HEALTH		18	9	33%	27
CITY OF CLEARWATER EMPLOYEE HEALTH CENTER		16	11	41%	27
PALM BEACH COUNTY FIRE RESCUE		24	2	8%	26
MONCRIEF ARMY HEALTH CLINIC			26	100%	26
WAKULLA COUNTY HEALTH DEPARTMENT		12	14	54%	26
MAGNOLIA PEDIATRICS		4	22	85%	26
LOT HEALTH SERVICES☐	1	25			26
EAST HILL MEDICAL GROUP		17	9	35%	26
RJ LEE GROUP	1	23	2	8%	26
FYZAMEDICAL, LLC		17	9	35%	26
CVS MINUTE CLINIC DIAGNOSTIC OF TEXAS LLC		22	4	15%	26
BAYFRONT HMA CONVENIENT CARE, LLC		2	24	92%	26
TREEHOUSE PEDIATRICS & FAMILY CARE		26			26
INNOVATIVE RESEARCH OF WEST FLORIDA		23	3	12%	26
DARDEN WELLNESS CENTER		23	3	12%	26
DALE MEDICAL CENTER		21	5	19%	26
SUNQUEST		3	23	88%	26
OHSU MOLECULAR MICROBIOLOGY LAB		25	1	4%	26
ARCPOINT LABS OF FORT LAUDERDALE		25	1	4%	26
THE MINIER URGENT CARE		20	6	23%	26
LIFELINK TISSUE BANK D/B/A LIFELINK TISSUE BANK		21	5	19%	26
LAKES DIALYSIS CENTER INC			26	100%	26
MINUTECLINIC DIAGNOSTIC OF NORTH		22	4	15%	26
ADVENT HEALTH PARTIN SETTLEMENT HEALTH PARK		18	8	31%	26
PALMS MEDICAL GROUP - LAKE CITY WEST		4	22	85%	26
PALMETTO PEDIATRICS			26	100%	26
PULMONARY SPECIALISTS OF THE PALM BEACHES		16	10	38%	26
JUST FOR KIDS PEDIATRICS		5	21	81%	26
LAKE HOWARD HEIGHTS	1	21	4	15%	26
ABL MEDICAL CARE LLC			26	100%	26
LAKE NONA MEDICAL SERVICES		18	8	31%	26
OAKTREE HEALTHCARE			26	100%	26

COVID-19: testing by laboratory

Data through May 25, 2021 verified as of May 26, 2021 at 09:25 AM

Data in this report are provisional and subject to change.

The numbers in the table below represent the number of Florida and non-Florida residents for whom test results were received by the Department of Health. A person can be tested by more than one laboratory and can have both positive and negative results. **Therefore, the sum of the numbers in each column will be larger than the total number of people tested.**

Reporting lab	Inconclusive	Negative	Positive	Percent positive	Total
MORTON PLANT NORTH BAY HOSPITAL			26	100%	26
MD BEAUTY LABS, PA		24	2	8%	26
ST ANTHONY'S HOSP PATIENT CARE SERVICE		1	25	96%	26
SOUTH FLORIDA DIALYSIS CENTER		8	17	68%	25
ASURANCE SCIENTIFIC LABORATORIES		24	1	4%	25
MIAMI BEACH MEDICAL GROUP			25	100%	25
VILLAGES REHABILITATION AND NURSING CENTER		24	1	4%	25
THE WATERMARK AT VISTAWILLA		25			25
DOC PAM PA		24	1	4%	25
FINLAY C. LABORATORY		4	21	84%	25
GILCHRIST COUNTY JAIL		23	2	8%	25
MEDLAB INC		25			25
ROSS MEDICAL GROUP			25	100%	25
MADWAR		19	6	24%	25
MINUTECLINIC, LLC #1586		16	9	36%	25
MC DIAGNOSTIC OF CONNECTICUT, PC #775		24	1	4%	25
MINUTECLINIC MINUTECLINIC #8746		24	1	4%	25
UNIV OF NORTH ALABAMA HEALTH CENTER		22	3	12%	25
TOTAL ACCESS URGENT CARE		1	24	96%	25
ATRIA AT ST JOSEPHS		24	1	4%	25
DOCTORS MEDICAL CENTER OF WALTON COUNTY CLINIC			25	100%	25
SENIOR LIVING IV SUN CITY LLC		18	7	28%	25
STATE LAB		3	22	88%	25
TREASURE COAST URGENT CARE			25	100%	25
ST. CLOUD HOSPITAL		20	5	20%	25
South Heritage Health and Rehab		25			25
ORANGE REGIONAL MEDICAL CENTER LABORATORY		20	5	20%	25
OLIVE BRANCH HEALTH AND REHABILITATION CENTER			25	100%	25
Sovereign Laboratory Services, LLC		22	3	12%	25
SOUTH NASSAU COMMUNITIES HOSPITAL		21	4	16%	25
FEDERAL PRISON CAMP PENSACOLA			25	100%	25
BLOOMIN BRANDS WELLNESS CENTER	4	20	1	4%	25
JUPITER MEDICAL CENTER		1	24	96%	25
WESTPAC LABS		1	24	96%	25
ADVENT HEALTH - LAKE MARY PEDIATRICS		16	9	36%	25
NONA PEDIATRIC CENTER		19	6	24%	25
GREEN GABLES ASSISTED LIVING FACILITY		25			25
ADVENT HEALTH EXPRESS		9	16	64%	25
ENCOMPASS HOME HEALTH OF THE SOUTHEAST LLC		23	2	8%	25
STEWARD MEDICAL GROUP INC			25	100%	25
TRINITY MEDICAL ASSOCIATES LLC			24	100%	24
ROWLETT MIDDLE ACADEMY		22	2	8%	24
LABORATORY DYNAMICS		20	4	17%	24
THE CHAPPEL GROUP RESEARCH		24			24
WELLNOW URGENT CARE		23	1	4%	24
HENNEPIN COUNTY MEDICAL CENTER (HCMC)		13	11	46%	24
CARESPOT		3	21	88%	24

COVID-19: testing by laboratory

Data through May 25, 2021 verified as of May 26, 2021 at 09:25 AM

Data in this report are provisional and subject to change.

The numbers in the table below represent the number of Florida and non-Florida residents for whom test results were received by the Department of Health. A person can be tested by more than one laboratory and can have both positive and negative results. **Therefore, the sum of the numbers in each column will be larger than the total number of people tested.**

Reporting lab	Inconclusive	Negative	Positive	Percent positive	Total
HERITAGE OAKS ASSISTED LIVING & MEMORY CARE		20	4	17%	24
HEALTH MED CENTERS		24			24
BOYKIN		24			24
ADVANCED URGENT CARE CENTER		7	17	71%	24
PRIME CARE ONE LLC/HARBORCHASE OF VENICE			24	100%	24
HEALTHY MINORS, LLC.		20	4	17%	24
ST ELIZABETH MEDICAL CENTER LABORATORY		21	3	13%	24
PHYSICIANS PRIMARY CARE OF SW FLORIDA PL		24			24
ROBINSON FAMILY CLINIC PA		14	10	42%	24
WELLMED AT LAKE COPELAND		18	6	25%	24
MEDEXPRESS URGENT CARE - SEMINOLE SQAU		22	2	8%	24
CareATC - 15th Street Clinic			24	100%	24
PALM BEACH GARDENS MEDICAL CENTER			24	100%	24
SARASOTA MEMORIAL NURSING & REHABILITATION CTR		24			24
ALAN SERURE MD		24			24
NORTHSIDE HOSPITAL DULUTH		21	3	13%	24
RAINBOW PEDIATRIC CENTER		2	22	92%	24
CL BRUMBACK PRIMARY CARE CLINIC LANTANA		2	22	92%	24
AVENTIS BIO-SERVICES CTL		24			24
PACIFICA SENIOR LIVING FORT MYERS		15	9	38%	24
SONATA BOYNTON BEACH		21	3	13%	24
TIMBERLANE LODGE ALF	1	16	7	29%	24
BROWNE MEDICAL		22	2	8%	24
TARPON BAYOU CENTER			24	100%	24
CSH LAKE ORIENTA LP		24			24
ERIC C MARSHAL MD, PC DBA MINUTECLINIC		23	1	4%	24
UAH STUDENT HEALTH CENTER		17	7	29%	24
EDWARD S BENNETT MD PLLC		24			24
FLORENCE J HUNT STUDENT WELLNESS CENTER - HEALTH SERVICES (ABBOTT)		24			24
INTERVENTIONAL REHABILITATION OF SOUTH FLORIDA		16	8	33%	24
MID FLORIDA PATHOLOGY LLC		23	1	4%	24
ORANGE PARK PEDIATRIC ASSOCIATES		10	14	58%	24
GLEN COVE HOSPITAL		24			24
Wesley Place on Honeysuckle		22	2	8%	24
WESTMINSTER WOODS ON JULINGTON CREEK		22	2	8%	24
COURTYARDS OF ORLANDO		24			24
MAITLAND PRIMARY CARE		9	15	63%	24
MADISON COUNTY MEMORIAL HOSP		12	12	50%	24
LAKEWOOD RANCH MEDICAL CENTER CLINICAL LAB			24	100%	24
MED PLUS FLORENCE		20	4	17%	24
INTEGRATED FAMILY MEDICAL CENTER			23	100%	23
VALLEY IMMEDIATE CARE		20	3	13%	23
MINUTECLINIC DIAGNOSTIC OF RHODE ISLAND, LLC #590		22	1	4%	23
MINUTECLINIC DIAGNOSTIC OF MICHIGAN PC		22	1	4%	23
UF HEALTH NORTH JACKSONVILLE			23	100%	23
COASTAL FAMILY PRACTICE		15	8	35%	23
BAYFRONT FAMILY HEALTH CENTER		3	20	87%	23

COVID-19: testing by laboratory

Data through May 25, 2021 verified as of May 26, 2021 at 09:25 AM

Data in this report are provisional and subject to change.

The numbers in the table below represent the number of Florida and non-Florida residents for whom test results were received by the Department of Health. A person can be tested by more than one laboratory and can have both positive and negative results. **Therefore, the sum of the numbers in each column will be larger than the total number of people tested.**

Reporting lab	Inconclusive	Negative	Positive	Percent positive	Total
PULSE MEDICAL GROUP INC			23	100%	23
WUESTHOFF MEDICAL CENTER-MELBOURNE			23	100%	23
MINUTE CLINIC DIAGNOSTIC OF TN PC #64		20	3	13%	23
FLUSHING HOSPITAL MEDICAL CENTER		19	4	17%	23
CITY OF LAKE MARY EMPLOYEE HEALTH CENTER		18	5	22%	23
WALGREENS #03391		18	5	22%	23
BAYCARE MEDICAL GROUP INC			23	100%	23
LAKEVIEW HEALTH CARE SYSTEMS		9	14	61%	23
URGENT CARE & FAMILY PRACTICE CENTER		4	19	83%	23
THE VILLAGES HEALTH		12	11	48%	23
ST CATHERINE OF SIENA HOSPITAL		21	2	9%	23
GENOTOX LABORATORIES		20	3	13%	23
OMEGA LABORATORIES		19	4	17%	23
WOODHOUSE INC		17	6	26%	23
UNIVERSITY HILLS HEALTH AND REHABILITATION CENTER		18	5	22%	23
CVS NC4165POCT BREVARD		15	8	35%	23
MINUTECLINIC #788		21	2	9%	23
ISLAND COAST PEDIATRICS PA		22	1	4%	23
COMMONWEALTH OF MASSACHUSETTS			23	100%	23
GLEN OAKS URGENT CARE		21	2	9%	23
BARTON FAMILY PRACTICE		12	11	48%	23
STATEN ISLAND UNIVERSITY HOSPITAL		22	1	4%	23
GUARDANT HEALTH		17	6	26%	23
MARQUES PEDIATRICS			23	100%	23
NORTHWEST FLORIDA COMMUNITY HOSPITAL 3RD FLOOR		21	2	9%	23
NOBLE SENIOR LIVING		3	20	87%	23
SOMA MEDICAL CENTER, PA #4 FLORIDA MANGO		1	22	96%	23
MINUTECLINIC, LLC #4507		21	2	9%	23
NEW YORK PRESBYTERIAN - ALLEN HOSPITAL		23			23
CONNECTDX		8	15	65%	23
MEDEXPRESS URGENT CARE - TIMBERLAKE		20	3	13%	23
ESOTERIX GENETIC LABORATORIES		17	6	26%	23
PRIMARY CARE SPECIALISTS OF ORLANDO LLC		18	5	22%	23
EGL GENETIC DIAGNOSTICS		1	22	96%	23
NEW JERSEY		22	1	4%	23
CORE LABORATORY		1	22	96%	23
FLORIDA HOSPITAL WINTER GARDEN		17	6	26%	23
MORRIS PARK URGENT CARE		20	3	13%	23
VALHALLA MEDICS		23			23
REGENEXX TAMPA BAY		20	3	13%	23
MINUTECLINIC DIAGNOSTICS MEDICAL GROUP		22	1	4%	23
TEXAS DEPARTMENT OF STATE HEALTH SERVICES		3	19	86%	22
LEE MEMORIAL HEALTH SYSTEM D/B/A		20	2	9%	22
GENTIVA HEALTH SERVICES		20	2	9%	22
TEN HEALTHCARE		6	16	73%	22
GOOD SAMARITAN MEDICAL CENTER			22	100%	22
MINUTECLINIC DIAGNOSTIC OF TEXAS LLC		20	2	9%	22

COVID-19: testing by laboratory

Data through May 25, 2021 verified as of May 26, 2021 at 09:25 AM

Data in this report are provisional and subject to change.

The numbers in the table below represent the number of Florida and non-Florida residents for whom test results were received by the Department of Health. A person can be tested by more than one laboratory and can have both positive and negative results. **Therefore, the sum of the numbers in each column will be larger than the total number of people tested.**

Reporting lab	Inconclusive	Negative	Positive	Percent positive	Total
FIRST CHOICE PEDIATRICS WINTER SPRINGS		16	6	27%	22
THRIF-T DRUGS INC		20	2	9%	22
FLORIDA PEDIATRICS		6	16	73%	22
HARTFORD HOSPITAL ANCILLARY LAB		17	5	23%	22
BIOREFERENCE LABORATORIES		8	14	64%	22
ROCKLEDEGE REGIONAL MEDICAL CENTER		17	5	23%	22
MORNINGSIDE MANOR & VILLA ADULT CARE C		22			22
DIACARTA INC.		22			22
BASSETTI & ASSOCIATES, MD, PA			22	100%	22
COLUMBIA MEMORIAL HOSPITAL		22			22
MEDI STATION			22	100%	22
EBEIDS MD PEDIATRICS		19	3	14%	22
ADVENT HEALTH - KISSIMMEE		6	16	73%	22
OHIO CVS STORES, LLC DBA		19	3	14%	22
ST LUKES ROOSEVELT LABORATORY		19	3	14%	22
SEAGRASS VILLAGE			22	100%	22
Florala Health and Rehabilitation, LLC		21	1	5%	22
PEDIATRIC ASSOCIATES PA		17	5	23%	22
MOBILE DIVISION LABORATORY		7	15	68%	22
MINUTE CLINIC DIAGNOSTIC OF SOUTH CAROLINA		18	4	18%	22
FLORIDA HOSPITAL LABS		12	10	45%	22
MARATHON HEALTH FOR LIFE		19	3	14%	22
SOLE HEALTH LLC		22			22
ELAN SPANISH SPRINGS		4	18	82%	22
HELIX DIAGNOSTICS			22	100%	22
ST VINCENT'S URGENT CARE		19	3	14%	22
JOHNS HOPKINS MEDICAL LABORATORIES		1	21	95%	22
NAVAL MEDICAL CENTER SAN DIEGO	1		21	95%	22
MINUTECLINIC DIAGNOSTIC PA		19	3	14%	22
YUSRA MEDICAL ASSOCIATES PA		16	6	27%	22
OCEANSIDE URGENT CARE		22			22
BROOKDALE WEST BOYNTON BEACH		22			22
KELLY'S ASSISTED LIVING FACILITY		22			22
SOUTH CAROLINA DEPARTMENT OF HEALTH			22	100%	22
FAMILY AND AFTER HOURS CARE		22			22
CVS MINUTE CLINIC DIAGNOSTIC OF TEXAS, LLC		18	4	18%	22
ESTATES MEDICAL CENTER		12	9	43%	21
ROCKLEDGE FAMILY HEALTH			21	100%	21
ADVENTHEALTH MEDICAL GROUP	1	14	6	29%	21
URGENT TEAM		17	4	19%	21
PRIMECARE OF DOTHAN-DALEVILLE CLINIC		16	5	24%	21
ST JUDE CHILDRENS RESEARCH HOSPITAL		21			21
WACO HHSSURGEWACO	1	17	3	14%	21
CLEVELAND CLINIC FLORIDA		1	20	95%	21
THE CANOPY AT HARPER LAKE	1	1	19	90%	21
JEFFERSON K-12, A SOMERSET SCHOOL- CLINIC		17	4	19%	21
WELLSTAR NORTH FULTON HOSPITAL LABORAT		19	2	10%	21

COVID-19: testing by laboratory

Data through May 25, 2021 verified as of May 26, 2021 at 09:25 AM

Data in this report are provisional and subject to change.

The numbers in the table below represent the number of Florida and non-Florida residents for whom test results were received by the Department of Health. A person can be tested by more than one laboratory and can have both positive and negative results. **Therefore, the sum of the numbers in each column will be larger than the total number of people tested.**

Reporting lab	Inconclusive	Negative	Positive	Percent positive	Total
PALATKA VA CBOC		20	1	5%	21
KIMBERLY J HENDERSON MD PC		20	1	5%	21
SHELBY BAPTIST MEDICAL CENTER		16	5	24%	21
CARENOW URGENT CARE-BRENTWOOD		15	6	29%	21
GOOD SAMARITAN SOCIETY OF DAYTONA		16	5	24%	21
HARLEM HOSPITAL CENTER		20	1	5%	21
CVS HEALTH, #3396		19	2	10%	21
GRACE WELLNESS CENTER		8	13	62%	21
PICHARDO CLINIC, THE		19	2	10%	21
MINUTECLINIC LLC #5176		18	3	14%	21
BAY PEDIATRICS PA		18	3	14%	21
Citymd Of Lacey		18	3	14%	21
SELECT PHYSICIANS ALLIANCE		21			21
URGENT CARE OF NEW YORK		20	1	5%	21
POINT OF CARE CLINICS PRIMARY CARE		20	1	5%	21
WINTER PARK FAMILY PRACTICE LLC		17	4	19%	21
UPMC CHAUTAUQUA AT WCA LABORATORY		20	1	5%	21
TINA'S ASSISTED LIVING FACILITY CORP		21			21
EXPRESS CARE OF TAMPA BAY		13	8	38%	21
MC DIAGNOSTIC OF CONNECTICUT , PC # 3		19	2	10%	21
MAIMONIDES MEDICAL CENTER		18	3	14%	21
MC DIAGNOSTIC OF CONNECTICUT, PC #1960		21			21
UC HEALTH UNIVERSITY HOSPITAL		18	3	14%	21
CVS PHARMACY		1	20	95%	21
REGENCY SQUARE MALL - SEARS		4	17	81%	21
TENNESSEE DEPARTMENT OF HEALTH		15	6	29%	21
INTERNATIONAL MEDICAL LABORATORY INC		21			21
RHODE ISLAND DEPARTMENT OF HEALTH			21	100%	21
CLINICAL PATHOLOGY LABORATORIES SOUTHEAST			21	100%	21
CARESPOT EXPRESS HEALTHCARE			21	100%	21
KIDSWOOD PEDIATRICS CORP		6	15	71%	21
MINUTECLINIC DIAGNOSTIC OF TN PC #566		17	4	19%	21
ARDEN COURTS OF WINTER SPRINGS		18	3	14%	21
LAKE WORTH MANOR		19	1	5%	20
ACM MEDICAL LABORATORY ALLIANCE		17	3	15%	20
CVS NC2357POCT HUNTERSVILLE		18	2	10%	20
CVS GA2108POCT NORCROSS		17	3	15%	20
CVS MINUTE CLINIC, LLC #22		19	1	5%	20
CVS TX7162POCT HOUSTON		19	1	5%	20
ROBERT WOOD JOHNSON UNIVERSITY HOSP		18	2	10%	20
COMPREHENSIVE CHILDCARE ASSOCIATES		12	8	40%	20
PRATTVILLE BAPTIST HOSPITAL		16	4	20%	20
CONSOLIDATED LAB SERVICES		10	10	50%	20
BEST MEDICAL CENTER		11	9	45%	20
ORLANDO FAMILY PHYSICIANS INC		14	6	30%	20
COMMUNITY HOME HEALTH CARE		20			20
MC DIAGNOSTIC OF CONNECTICUT PC #459		20			20

COVID-19: testing by laboratory

Data through May 25, 2021 verified as of May 26, 2021 at 09:25 AM

Data in this report are provisional and subject to change.

The numbers in the table below represent the number of Florida and non-Florida residents for whom test results were received by the Department of Health. A person can be tested by more than one laboratory and can have both positive and negative results. **Therefore, the sum of the numbers in each column will be larger than the total number of people tested.**

Reporting lab	Inconclusive	Negative	Positive	Percent positive	Total
PROFESSIONAL PARK PEDIATRICS PA			20	100%	20
BRIDGEWAY HEALTH CLINICS INC		1	19	95%	20
AUBURN COMMUNITY HOSPITAL		18	2	10%	20
REDITUS LABORATORIES			20	100%	20
DAVID LAWRENCE CENTER INC		16	4	20%	20
PRIMARY CARE MEDICINE	1	13	6	30%	20
MINUTECLINIC, LLC, DBA MINUTECLINIC #6		17	3	15%	20
SHIELDT3 LLC		20			20
MEDICAL EXPRESS CORP		18	2	10%	20
CARESPOT OF NOCATEE		1	19	95%	20
FORT WALTON BEACH DEVELOPMENTAL CENTER		19	1	5%	20
WINSHIPS PHARMACY INC		20			20
MINUTECLINIC DIAGNOSTIC OF TN PC #643		16	4	20%	20
CLINIC OF PEDIATRICS & GI MEDICINE INC		1	19	95%	20
AVALON FAMILY RESORT ASSISTED LIVING LLC		20			20
PONCE PLAZA NURSING & REHAB CENTER		4	16	80%	20
CALLAWAY CLINIC		14	6	30%	20
SONORA QUEST LABORATORIES			20	100%	20
ADVENTIST HEALTH SYSTEM		16	4	20%	20
BROOKDALE MANDARIN CENTRAL		7	13	65%	20
FAMILY CARE CYPRESS CREEK		1	19	95%	20
KAILOS GENETICS INC		17	3	15%	20
VIERA FAMILY MEDICINE AND WELLNESS		16	4	20%	20
MCWHORTER SCHOOL OF PHARMACY		20			20
CVS MINUTE CLINIC DIAG OF IND, LLC #6549		18	2	10%	20
ANYTIME LAB, LLC		18	2	10%	20
DEPT OF VA MEDICAL CENTER - BAY PINES			20	100%	20
COLLEGE POINT URGENT CARE		17	3	15%	20
ODYSSEY HEALTHCARE OF MARION COUNTY, LLC		19	1	5%	20
MINUTE CLINIC		2	18	90%	20
INTEGRATED REGIONAL LABORATORIES - LARGO			19	100%	19
SAVANNAH STATE UNIVERSITY, COUNSELING		19			19
MINUTE CLINIC LLC #2775		18	1	5%	19
LAB INTERMARKET FACILITY LAB		1	18	95%	19
STAT MEDICAL CLINIC III INC		13	6	32%	19
MINUTECLINIC DIAGNOSTIC OF OKLAHOMA		16	3	16%	19
MEDEXPRESS URGENT CARE, MOON TOWNSHIP		18	1	5%	19
BENNETT PEDIATRICS		19			19
UNIVERSITY OF MIAMI MILLER SCHOOL			19	100%	19
BAPTIST MEMORIAL HEALTH CARE		17	2	11%	19
MC DIAGNOSTIC OF CONNECTICUT, PC #1966		19			19
SARASOTA MEDICAL CENTER		8	11	58%	19
JACKSON NORTH MEDICAL CENTER		2	17	89%	19
JACKSON LABORATORY FOR GENOMIC MEDICIN		19			19
MED HEALTH SERVICES		18	1	5%	19
Atlanta VAMC		14	5	26%	19
MINUTE-CLINIC DIAGNOSTIC OF VIRGINIA, LLC #2003		16	3	16%	19

COVID-19: testing by laboratory

Data through May 25, 2021 verified as of May 26, 2021 at 09:25 AM

Data in this report are provisional and subject to change.

The numbers in the table below represent the number of Florida and non-Florida residents for whom test results were received by the Department of Health. A person can be tested by more than one laboratory and can have both positive and negative results. **Therefore, the sum of the numbers in each column will be larger than the total number of people tested.**

Reporting lab	Inconclusive	Negative	Positive	Percent positive	Total
CVS MINUTE CLINIC DIAGNOSTIC OF WISCONSIN		19			19
ST. JUDES LABORATORIES		13	6	32%	19
ELTINGVILLE CIRCLE URGENT CARE		18	1	5%	19
MASSACHUSETTS GENERAL HOSPITAL		2	17	89%	19
MINUTECLINIC LLC # 3401		19			19
STONE WASH CLINICAL LABORATORIES		2	17	89%	19
LPG PRIMARY CARE AT LABELLE		17	2	11%	19
CARENOW URGENT CARE-WEST END		13	6	32%	19
BAYVIEW MEDICAL		19			19
WALGREENS #04176		14	5	26%	19
MD PLUS URGENT CARE, LLC			19	100%	19
CARE POINT HEALTH & WELLNESS CENTER		19			19
FLORIDA COMMUNITY HEALTH CENTER OF ST. LUCIE		1	18	95%	19
MINUTE CLINIC LLC #5706		17	2	11%	19
ANYLABTESTNOW		6	13	68%	19
SANTA ROSA COUNTY JAIL - WELLPATH			19	100%	19
FRUITVILLE URGENT CARE			19	100%	19
CAREHERE- LCS LEESBURG			19	100%	19
BAY COUNTY HEALTH DEPARTMENT		14	5	26%	19
CORNER OAK ESTATE LLC		19			19
107TH PLACE GROUP HOME		19			19
CLERMONT ADVENTHEALTH CENTRA CARE		1	18	95%	19
UM MILLER SCHOOL OF MEDICINE			19	100%	19
ASHRAF MEDICAL GROUP PLLC DBA PULSE M		18	1	5%	19
ABC PEDIATRICS OF PORT ST LUCIE		17	2	11%	19
BAPTIST PRIMARY CARE PONTE VEDRA		13	6	32%	19
ADVENTIST HEALTH SYSTEM FLORIDA DEPT OF HEALTH		13	6	32%	19
THE CLINIC PREMISE HEALTH		13	6	32%	19
FOX FAMILY PRACTICE		19			19
LOVING CARE OF THE TREASURE COAST LLC	1	13	5	26%	19
NANO HEALTH ASSOCIATES LLC		19			19
LAKEVIEW HEALTH SYSTEMS			19	100%	19
CVS MINUTE CLINIC DIAGNOSTIC MED GRP OF CA		19			19
EMERALD COAST HOSPICE - CRESTVIEW		19			19
OCEAN REEF MEDICAL CENTER, LLC			19	100%	19
NORTHERN WESTCHESTER HOSPITAL LABORATORY		17	2	11%	19
MICHELLE S PAGE MD PA		18	1	5%	19
AURORA UNIVERSITY WELLNESS CENTER		19			19
ROYAL PALM MEDICAL GROUP, INC		19			19
CVS MINUTE CLINIC, LLC		15	4	21%	19
SEVEN RIVERS REGIONAL MEDICAL CENTER		5	14	74%	19
NO NAME		8	11	58%	19
ALL PEDIATRIC CARE			19	100%	19
ST JOSEPH HOSPITAL		17	1	6%	18
CABOT RESERVE ON THE GREEN		18			18
ESTATES MEDICAL CENTER INC		4	14	78%	18
CARENOW URGENT CARE-DONELSON		13	5	28%	18

COVID-19: testing by laboratory

Data through May 25, 2021 verified as of May 26, 2021 at 09:25 AM

Data in this report are provisional and subject to change.

The numbers in the table below represent the number of Florida and non-Florida residents for whom test results were received by the Department of Health. A person can be tested by more than one laboratory and can have both positive and negative results. **Therefore, the sum of the numbers in each column will be larger than the total number of people tested.**

Reporting lab	Inconclusive	Negative	Positive	Percent positive	Total
OSCEOLA ALF OPERATOR, LLC DBA☐		18			18
MINUTECLINIC DIAGNOSTIC OF VIRGINIA, LLC #1416		17	1	6%	18
MINUTE CLINIC DIAGNOSTIC MED GRP		17	1	6%	18
Crestwood Nursing Center		8	10	56%	18
MINUTE CLINIC LLC #5733		18			18
IONA COLLEGE HEALTH & WELLNESS CENTER		18			18
MARION COUNTY HEALTH DEPARTMENT		17	1	6%	18
CVS MINUTE CLINIC DIAGNOSTIC OF VIRGINIA		18			18
MINUTECLINIC DIAGNOSTICS OF IND, LLC		18			18
WALGREEN EASTERN CO, INC		18			18
MINUTECLINIC DIAGNOSTIC OF TN PC #6415		14	4	22%	18
NORTH COUNTRY FAMILY HEALTH CENTER INC		18			18
MINUTECLINIC #8699		14	4	22%	18
MEDEXPRESS URGENT CARE LEWISBURG		17	1	6%	18
ADVENT HEALTH - ZEPHYRHILLS			18	100%	18
ASCENSION ST VINCENT'S PRIMARY CARE		1	17	94%	18
MIRIMUS INC		1	17	94%	18
PPD - IXLAYER		17	1	6%	18
GENERAL INTERNAL MEDICINE MEDICAL CTR CLINIC		13	5	28%	18
XPRESS WELLNESS URGENT CARE			18	100%	18
BRONSON FIRE DEPARTMENT		18			18
INTERMOUNTAIN CENTRAL LAB		1	17	94%	18
GNT ASSOCIATES		17	1	6%	18
DR PHILLIPS MEDICAL WELLNESS CENTER		13	5	28%	18
MINUTECLINIC DIAGNOSTIC OF ILLINOIS LL		16	2	11%	18
MEDEXPRESS URGENT CARE- MARYLAND		15	3	17%	18
URGENT CARE AT LONGWOOD			18	100%	18
HUNTINGTON URGENT CARE		17	1	6%	18
BROWARD MEDICAL AND URGENT CARE		18			18
BERGEN NEW BRIDGE M		16	2	11%	18
TIFT REGIONAL HEALTH SYSTEM, INC		18			18
WALGREENS #07936		17	1	6%	18
TPCA CLINICAL LABORATORIES		15	3	17%	18
VIGILINT HEALTHCARE		16	2	11%	18
WALGREENS #06416		17	1	6%	18
MADISON CORE LABORATORIES		17	1	6%	18
MI CASA DORADA ASSISTED LIVING FACILIT		18			18
GS LABS		17	1	6%	18
TENDER CARE ALF		18			18
CRANES VIEW LODGE			18	100%	18
BROOKDALE ST AUGUSTINE		1	17	94%	18
MONTEFIORE ST LUKE'S CORNWALL HOSPITAL		14	4	22%	18
MED + URGENT MEDICAL CARE SERVICES		17	1	6%	18
MOORINGS PARK OAKSTONE AT GREY OAKS		17	1	6%	18
MEDEXPRESS URGENT CARE - ROBINSON TWP, STEUBENVILLE PIKE		16	2	11%	18
AURORA DIAGNOSTICS		6	12	67%	18
A & B PHARMACY		18			18

COVID-19: testing by laboratory

Data through May 25, 2021 verified as of May 26, 2021 at 09:25 AM

Data in this report are provisional and subject to change.

The numbers in the table below represent the number of Florida and non-Florida residents for whom test results were received by the Department of Health. A person can be tested by more than one laboratory and can have both positive and negative results. **Therefore, the sum of the numbers in each column will be larger than the total number of people tested.**

Reporting lab	Inconclusive	Negative	Positive	Percent positive	Total
CLEVELAND CLINIC			18	100%	18
ADVENT HEALTH - WINTER HAVEN		8	10	56%	18
CVS MINUTE CLINIC DIAGNOSTIC PA		13	5	28%	18
Terrace of Jacksonville		3	15	83%	18
FORT HAMILTON URGENT CARE		18			18
MINUTECLINIC LLC (1435)		17	1	6%	18
GULF COAST VILLAGE HOME HEALTH INC		6	11	65%	17
MEDEXPRESS URGENT CARE - LAFAYETTE		16	1	6%	17
CVS TN2179POCT MURFREESBORO		16	1	6%	17
MC DIAGNOSTIC OF CONNECTICUT, PC # 257		16	1	6%	17
RESOLVE MOLECULAR DIAGNOSTICS		13	4	24%	17
BLOUNT MEMORIAL HOSPITAL		14	3	18%	17
MINUTECLINIC DIAGNOSTIC OF VIRGINIA		17			17
ALBIBI		1	16	94%	17
LEHIGH VALLEY HOSPITAL		3	14	82%	17
STARLING AT NOCATEE			17	100%	17
GENETIC TECHNOLOGICAL INNOVATIONS			17	100%	17
FLORIDA KEYS CONCIERGE MEDICINE, LLC		15	2	12%	17
GOLDMAN SACHS HEALTH CENTER	1	15	1	6%	17
WELLINGTON FAMILY PRACTICE		13	4	24%	17
TOXUSALABS DBA CONNECTDX LABS		14	3	18%	17
St Joseph's Hospital & Medical Center		15	2	12%	17
YORKVILLE PEDIATRIC URGENT CARE		17			17
MONTEFIORE NYACK HOSPITAL AFFILIATED LABORATORY		15	2	12%	17
DIEGO FALLON MD PA		6	11	65%	17
UVMMC MICROBIOLOGY		16	1	6%	17
CVS CA9715POCT THOUSAND OAKS		17			17
RIVERSIDE MEDICAL GROUP		16	1	6%	17
MARCO DRUGS AND COMPOUNDING		13	4	24%	17
SOMA MEDICAL CENTER PA			17	100%	17
ATMORE NURSING CENTER		16	1	6%	17
BROOKDALE CROWN POINT			17	100%	17
CARE NOW, INC		13	4	24%	17
PRIMARY CARE WALK IN CLINIC PLLC			17	100%	17
BLOOMINGDALE PEDIATRIC ASSOCIATES PA			17	100%	17
HEALTHCARE NOW			17	100%	17
INN AT LAKE SEMINOLE SQUARE, THE		17			17
CVS NY491POCT JACKSON HEIGHTS		17			17
HUDSON VALLEY HOSPITAL CENTER LABORATORY		16	1	6%	17
CVS TX7288POCT DALLAS		13	4	24%	17
BAY BREEZE HEALTH AND REHABILITATION CENTER		9	8	47%	17
COAST MED URGENT CARE		16	1	6%	17
MINUTECLINIC DIAGNOSTIC OF NEW MEXICO		17			17
NEMOURS CHILDREN'S URGENT			17	100%	17
MINUTECLINIC DIAG OF IND, LLC #6697		15	2	12%	17
INFEXIONSHIELD INC.		17			17
INHEALTH LIFE SCIENCES		6	11	65%	17

COVID-19: testing by laboratory

Data through May 25, 2021 verified as of May 26, 2021 at 09:25 AM

Data in this report are provisional and subject to change.

The numbers in the table below represent the number of Florida and non-Florida residents for whom test results were received by the Department of Health. A person can be tested by more than one laboratory and can have both positive and negative results. **Therefore, the sum of the numbers in each column will be larger than the total number of people tested.**

Reporting lab	Inconclusive	Negative	Positive	Percent positive	Total
GENDERXPRESS/PICTURE ME PERFECT IMAGING		14	3	18%	17
URGENT CARE WEST CLINIC		14	3	18%	17
LYNN KEEFE, MD PEDIATRICS		14	3	18%	17
UNIVERSITY HOSPITAL UC HEALTH		11	6	35%	17
NORTHWESTERN MEMORIAL HOSPITAL			17	100%	17
EAR NOSE & THROAT ASSOCIATES OF MANATEE PA		17			17
TRANSPLANT GENOMICS INC (EUROFINS)		17			17
COMMUNITY HEALTH OF SOUTH FLORIDA INC			17	100%	17
UNIVERSITY OF ALABAMA - FUNGAL REFERENCE LABORATORY		12	5	29%	17
PARRISH HEALTH CENTER		14	3	18%	17
LILY'S PROMISE AL#12775		17			17
HAPPY KIDZ PEDIATRICS PL		13	4	24%	17
UNIVERSITY LAB			17	100%	17
COLETTA DRIVE GROUP HOME		17			17
PUTNAM COUNTY PUBLIC HEALTH UNIT		14	3	18%	17
BRYAN WHITFIELD MEMORIAL HOSPITAL		12	5	29%	17
BELLEVUE HOSPITAL CENTER DEPARTMENT		16			16
BVL PEDIATRICS		14	2	13%	16
WALGREENS #04217		15	1	6%	16
MINUTE CLINIC LLC #1909		15	1	6%	16
PARROTT MEDICAL CLINIC			16	100%	16
NORTHWEST FLORIDA SLEEP		1	15	94%	16
VERO DIAGNOSTICS		15	1	6%	16
PROHEALTH CARE ASSOCIATES MOBILE		13	3	19%	16
CULINARY INSTITUTE OF AMERICA STUDENT	3	13			16
KETAMINE HEALTH CENTERS AT BONITA SPRINGS, LLC		16			16
MODMD LABORATORY		16			16
HODGES CLUSTER		2	14	88%	16
UNIVERSITY OF MIAMI MILLER SCHOOL OF MEDICINE			16	100%	16
FLORIDA MEDICAL ASSOCIATES LLC		9	7	44%	16
INTERNAL MEDICINE ASSOCIATES & SPECIALTIES INC		15	1	6%	16
TMH FSU RAPID LABORATORY		2	14	88%	16
WISE'S DRUG STORE INC.,		14	2	13%	16
DAVITA DIALYSIS		4	12	75%	16
MINNEOLA PLACE A HOMEBRIDGE COMMUNITY		16			16
JOSEPH MIGNOGNA		13	3	19%	16
SRMC AVALON		9	7	44%	16
ST JOSEPH WOMENS HOSPITAL			16	100%	16
MONTEFIORE MEDICAL CENTER LABORATORIES - WEILER		12	4	25%	16
PROMUS DIAGNOSTICS, LLC			16	100%	16
INDIANA STATE DEPARTMENT OF HEALTH		1	15	94%	16
URGENT CARE CLINIC OF LINCOLN		14	2	13%	16
BRIDGE DIAGNOSTICS			16	100%	16
XERA MED RESEARCH			16	100%	16
JS HEALTHCARE INC		16			16
CENTRAL JERSEY URGENT CARE OF EATONTOW		15	1	6%	16
PANAMA CITY VITAS HOSPICE		16			16

COVID-19: testing by laboratory

Data through May 25, 2021 verified as of May 26, 2021 at 09:25 AM

Data in this report are provisional and subject to change.

The numbers in the table below represent the number of Florida and non-Florida residents for whom test results were received by the Department of Health. A person can be tested by more than one laboratory and can have both positive and negative results. **Therefore, the sum of the numbers in each column will be larger than the total number of people tested.**

Reporting lab	Inconclusive	Negative	Positive	Percent positive	Total
NOVANT HEALTH GOHEALTH URGENT CARE-HARRISBURG		8	8	50%	16
ST AUGUSTINE PLANTATION		1	15	94%	16
OKEECHOBEE HEALTHCARE FACILITY			16	100%	16
UNAVAILABLE/UNKNOWN/NO INFORMATION FOUND			16	100%	16
NORTHWEST FLORIDA ENT, PA		5	11	69%	16
WESTERN NEW YORK IMMEDIATE MEDICAL CAR		14	2	13%	16
MINUTECLINIC DIAGNOSTIC OF RHODE ISLAND		13	3	19%	16
SURGERY CENTER OF CORAL GABLES LLC,THE		12	4	25%	16
ALL FLORIDA FAMILY & SPORTS MEDICINE		15	1	6%	16
Heartland Healthcare Center Boca Raton		2	14	88%	16
CVS PA6902POCT BRYN MAWR		14	2	13%	16
NOVALIFE MEDSPA			16	100%	16
MEDICINE AT LONGWOOD		16			16
FAST TRACK URGENT CARE CENTER - TYRONE			16	100%	16
STATEN ISLAND UNIVERSITY HOSPITAL SEGUINE AVE		13	3	19%	16
CRUCIAL CARE		10	6	38%	16
PROMEDICA LABORITORIES		11	5	31%	16
MILLENNIUM PHYSICIAN GRP LLC NAPLES PINE RIDGE			16	100%	16
MINUTECLINIC, LLC #4682		11	5	31%	16
PRESBYTERIAN MEDICAL SERVICES		16			16
BONIFAY NURSING AND REHABILITATION CENTER			16	100%	16
SUFFRIDGE DRIVE GROUP HOME		16			16
MADISON COUNTY HEALTH DEPARTMENT		8	8	50%	16
RICH STREET GROUP HOME		9	7	44%	16
MORTON PLANT MEASE			16	100%	16
ALAN L MELOTEK MD		16			16
MINUTE CLINIC OF KANSAS PA		9	7	44%	16
Lab MSMC Hialeah			16	100%	16
MINUTE CLINIC LLC #6765		16			16
PRO HEALTH FAMILY PHYSICIANS, NYSTROM		16			16
MIAMI BEACH MEDICAL GROUP LLC			16	100%	16
SKIN WELLNESS PHYSICIANS LLC		15			15
CUSTEAD CARE CENTER HAVEN HOSPICE		12	3	20%	15
MELBOURNE FAMILY PRACTICE		13	2	13%	15
PATHLINE			15	100%	15
OPIS ISLAND LAKE CENTER		13	2	13%	15
CVS GA2147POCT KENNESAW		11	4	27%	15
CVS TX8321POCT MCKINNEY		15			15
CVS NC187POCT CHARLOTTE		14	1	7%	15
FAMILY CARE CENTER OF ARLINGTON		10	5	33%	15
MINUTECLINIC, LLC #1492		15			15
NORTHSIDE HOSPITAL FORSYTH		13	2	13%	15
MEDEXPRESS URGENT CARE - BENTON HARBOR		14	1	7%	15
DIATHERIX		13	2	13%	15
CENTRAL JERSEY URGENT CARE		14	1	7%	15
Astoria Health and Rehab		15			15
EASTLAKE PEDIATRICS - TRINITY		15			15

COVID-19: testing by laboratory

Data through May 25, 2021 verified as of May 26, 2021 at 09:25 AM

Data in this report are provisional and subject to change.

The numbers in the table below represent the number of Florida and non-Florida residents for whom test results were received by the Department of Health. A person can be tested by more than one laboratory and can have both positive and negative results. **Therefore, the sum of the numbers in each column will be larger than the total number of people tested.**

Reporting lab	Inconclusive	Negative	Positive	Percent positive	Total
MINUTECLINIC DIAGNOSTIC OF TN, PC 6438		13	2	13%	15
RUSSELL MEDICAL CENTER		13	2	13%	15
MIRACLE ALF INC		15			15
BETH ISRAEL MEDICAL CENTER LABS		14	1	7%	15
FAMILY CARE			15	100%	15
TELEVISIT MALABAR PEDIATRICS		5	10	67%	15
MEDEXPRESS URGENT CARE - CHRISTIANBURG		11	4	27%	15
PREMIER LABORATORY SERVICES, LLC		5	10	67%	15
PIEDMONT ATHENS REGIONAL MEDICAL		13	2	13%	15
CVS MINUTE CLINIC DIAGNOSTIC		14	1	7%	15
MINUTE CLINIC LLC #10203		12	3	20%	15
HELGEMO & LIOU PEDIATRICS		11	4	27%	15
LEE COMMUNITY HEALTHCARE INC DUNBAR		13	2	13%	15
LIFE'S SPECIAL MOMENTS INC		15			15
MINUTECLINIC DIAGNOSTIC OF NORTH CAROLINA, PC		14	1	7%	15
MINUTECLINIC DIAGNOSTIC OF MAINE, LLC		13	2	13%	15
DELIVER MY MEDS CORP		15			15
MINUTECLINIC, LLC, DBA MINUTECLINIC #2		13	2	13%	15
LONG ISLAND JEWISH VALLEY STREAM		14	1	7%	15
GADSDEN REGIONAL MEDICAL CENTER		15			15
EMBRY-RIDDLE AERONAUTICAL UNIVERSITY HEALTH		7	8	53%	15
UNIVERSITY HOSPITALS OF CLEVELAND		9	6	40%	15
BROOKLYN HOSPITAL CENTER DOWNTOWN CAMPUS		15			15
MILTON 4707		15			15
AJU GEORGE MD PA			15	100%	15
OAKMONTE VILLAGE OF DAVIE			15	100%	15
MEADOWCREST MOLECULAR DIAGNOSTICS, LLC			15	100%	15
MINUTECLINIC DIAGNOSTIC OF NEW JERSEY, LLC # 7069		15			15
NEW YORK PRESBYTERIAN - LOWER MANHATTAN		15			15
Hackensack Umc Mountainside		14	1	7%	15
HORIZON MEDICAL GROUP		13	2	13%	15
HOLLEY-NAVARRE MEDICAL CLINIC		5	10	67%	15
BESSENT ROAD GROUP HOME		15			15
MEDI-DRUG INC		13	2	13%	15
OPTIONS FOR SENIORS INC DBA PALM KREST MANOR		12	3	20%	15
LAKE CO SCHOOLS EMPLOYEE HEALTH & WELLNESS CENTER	1	11	3	20%	15
FLORIDA DEPARTMENT OF HEALTH IN HILLSBOROUGH COUNTY		1	14	93%	15
WELLMED AT SOUTH PARSONS		11	4	27%	15
SINAI HOSPITAL OF BALTIMORE		15			15
MC DIAGNOSTIC OF CONNECTICUT, PC #114		15			15
MINUTECLINIC DIAGNOSTIC OF GEORGIA, LL		12	3	20%	15
MEDEXPRESS URGENT CARE - PANTOPS		13	2	13%	15
MEDLABS DIAGNOSTICS		11	4	27%	15
MINUTECLINIC, DIAGNOSTIC OF TEXAS, LL		14	1	7%	15
SOMA MEDICAL CENTER, P.A.			15	100%	15
CVS HEALTH, #2043		15			15
HEALTH MED HOME CARE, LLC		15			15

COVID-19: testing by laboratory

Data through May 25, 2021 verified as of May 26, 2021 at 09:25 AM

Data in this report are provisional and subject to change.

The numbers in the table below represent the number of Florida and non-Florida residents for whom test results were received by the Department of Health. A person can be tested by more than one laboratory and can have both positive and negative results. **Therefore, the sum of the numbers in each column will be larger than the total number of people tested.**

Reporting lab	Inconclusive	Negative	Positive	Percent positive	Total
MINUTECLINIC MINUTECLINIC #8505		13	2	13%	15
CARDIOTHORACIC SURGERY OF HYDE PARK			15	100%	15
WELLMED AT PORT ST LUCIE WEST		10	5	33%	15
PHELPS HOSPITAL LABORATORY		13	2	13%	15
SUNCOAST COMMUNITY HEALTH CENTERS INC		4	11	73%	15
BAPTIST MEDICAL CENTER EAST		11	4	27%	15
WALK IN URGENT CARE			15	100%	15
MEDLAB ASSOCIATES LLC		15			15
HAVEN HOSPICE IN CHIEFLAND		9	6	40%	15
ALL 4 KIDZ PEDIATRICS		11	4	27%	15
MEDEXPRESS URGENT CARE-ALTOONA		13	2	13%	15
HIRAM COLLEGE HEALTH CENTER (ABBOTT)		13	2	13%	15
SARASOTA - ROBERT L TAYLOR COMMUNITY CENTER☐		1	14	93%	15
NIGHT OWL PEDIATRICS URGENT CARE			15	100%	15
RICHMOND UNIVERSITY MEDICAL CENTER		12	3	20%	15
IGENEX INC		15			15
ORLANDO HEALTH		2	13	87%	15
MINUTE CLINIC, LLC #1434		13	1	7%	14
CITY OF WEST PALM BEACH EMPLOYEE & FAMILY HEALTH		14			14
SIGMUND LABS LLC		14			14
EAST SIDE CLINICAL LABORATORY		12	2	14%	14
NYU WINTHROP LABORATORY		14			14
CVS HEALTH MINUTE CLINIC		1	13	93%	14
MY WELLNESS EXPRESS			14	100%	14
POLK CHD BARTOW		13	1	7%	14
CVS PA1671POCT LANCASTER		14			14
ADVENTHEALTH MEDICAL GROUP INTERNAL MEDICINE		11	3	21%	14
THOMAS JEFFERSON UNIVERSITY HOSPITAL		4	10	71%	14
MINUTECLINIC DIAGNOSTIC OF SC, LLC #4		13	1	7%	14
DYNAMIC DNA LAB		1	13	93%	14
MINUTE CLINIC DIAGNOSTIC OF VIRGINIA, LLC #1905		14			14
RIVERSIDE COTTAGES AT THE SHORES, LLC			14	100%	14
FG RAPID RESULTS LLC		8	6	43%	14
MINUTECLINIC DIAGNOSTIC OF TN, PC 4992		14			14
MINUTE-CLINIC DIAGNOSTIC OF VIRGINIA, LLC		14			14
LADY LAKE SPECIALTY CARE			14	100%	14
EPIPHANY HEALTH		8	6	43%	14
ST CLOUD MEDICAL GROUP		12	2	14%	14
CVS MINUTE CLINIC DIAGNOSTIC OF TN #3293		13	1	7%	14
METHODIST MEDICAL CENTER		11	3	21%	14
QUEENS UNIVERSITY OF CHARLOTTE		14			14
SUMMIT ATLANTIC SURGERY CENTER		14			14
ADVANCED CARDIOVASCULAR DIAGNOSTICS		14			14
ARNOT OGDEN MEDICAL CENTER LABORATORY		14			14
DIAMOND SPEEDWAY DIALYSIS		1	13	93%	14
DESOTO HEALTH AND REHAB LLC		9	5	36%	14
Solaris Healthcare Pensacola			14	100%	14

COVID-19: testing by laboratory

Data through May 25, 2021 verified as of May 26, 2021 at 09:25 AM

Data in this report are provisional and subject to change.

The numbers in the table below represent the number of Florida and non-Florida residents for whom test results were received by the Department of Health. A person can be tested by more than one laboratory and can have both positive and negative results. **Therefore, the sum of the numbers in each column will be larger than the total number of people tested.**

Reporting lab	Inconclusive	Negative	Positive	Percent positive	Total
CVS TN5639POCT FARRAGUT		11	3	21%	14
MERCY MEDICAL CENTER		7	7	50%	14
MINUTECLINIC 7196		13	1	7%	14
DYNAMIC HEALTH CENTERS INC		9	5	36%	14
LUCID DIAGNOSTICS LABS			14	100%	14
PT&J REHAB - VILLAGE OF ROYAL PALM BEACH		12	2	14%	14
FAMILY PRACTICE ON THE GO		6	8	57%	14
EMORY JOHNS CREEK HOSPITAL		14			14
MHHS All Lab Subsection		14			14
SOUTHEASTERN UNIVERSITY INC		14			14
CAN COMMUNITY HEALTH, INC		12	2	14%	14
FAMILY MEDICINE OF WESTON LLC		6	8	57%	14
CVS CA9113POCT CHULA VISTA		14			14
CVS TX8387POCT AUSTIN		14			14
ADVICE FOR OPTIMAL WELLNESS		11	3	21%	14
CVS OH3301POCT WOODMERE		14			14
MINUTECLINIC, LLC, MINUTECLINIC #7637		12	2	14%	14
CLEVELAND TENNESSEE HOSPITAL COMPANY		12	2	14%	14
CARE ATC			14	100%	14
NORTHEAST PEDIATRICS			14	100%	14
BAPTIST HEALTH			14	100%	14
DOCTORS EXPRESS OF ST PETERSBURG		4	10	71%	14
MINUTECLINIC DIAGNOSTIC OF ILLINOIS		12	2	14%	14
EFFINGER HEALTH, PA		14			14
TAPESTRY TALLAHASSEE WALDEN		14			14
The Evangelical Lutheran Good Samaritan Society		14			14
VA Primary Care Clinic at Meharry		13	1	7%	14
CVS TN5601POCT LENOIR CITY		12	2	14%	14
MINUTECLINIC DIAGNOSTIC OF VIRGINIA, LLC #255		14			14
MED TECH SERVICES OF PALM BEACH INC		14			14
MINUTECLINIC DIANOSTIC OF VIRGINA, LL		13	1	7%	14
MINUTECLINIC, LLC, DBA MINUTECLINIC #6106		12	2	14%	14
MEDHELP LAKESHORE PC		12	2	14%	14
HEALTHFIRST ADVENT HEALTH CENTRA CARE COCOA BEACH			14	100%	14
ALASKA PUBLIC HEALTH LAB		1	13	93%	14
MC DIAGNOSTIC OF CONNECTICUT, PC #1043		14			14
MINUTECLINIC DIAGNOSTIC OF TN, PC 6304		12	2	14%	14
MINUTE CLINIC DIAGNOSTIC OF NORTH CAROLINA		13	1	7%	14
HAVEN HOSPICE			14	100%	14
BOCA SIMON		2	12	86%	14
ACCESS HOME HEALTH OF FLORIDA LLC		14			14
STEWARD MELBOURNE HOSPITAL, INC	1		13	93%	14
TLC FAMILY CARE HOME INC		14			14
MEDEXPRESS URGENT CARE-LATROBE		13	1	7%	14
TALLAHASSEE PRIMARY CARE ASSOCIATES PA		12	2	14%	14
RDX BIOSCIENCE INC		11	3	21%	14
EAST GEORGIA REGIONAL MEDICAL CENTER		13	1	7%	14

COVID-19: testing by laboratory

Data through May 25, 2021 verified as of May 26, 2021 at 09:25 AM

Data in this report are provisional and subject to change.

The numbers in the table below represent the number of Florida and non-Florida residents for whom test results were received by the Department of Health. A person can be tested by more than one laboratory and can have both positive and negative results. **Therefore, the sum of the numbers in each column will be larger than the total number of people tested.**

Reporting lab	Inconclusive	Negative	Positive	Percent positive	Total
SOUTHEASTERN LABORATORY			14	100%	14
SOUTHEAST FAMILY HEALTHCARE CENTER			13	100%	13
LAKELAND VOLUNTEERS IN MEDICINE INC		10	3	23%	13
DEVEREUX FLORIDA CHILDRENS CENTER			13	100%	13
IN-OFFICE LAB		12	1	8%	13
ST CLOUD COMPOUNDING PHARMACY & WELLNESS CENTER		12	1	8%	13
MAINSTREET FAMILY SELECT		1	12	92%	13
PARKWEST MEDICAL CENTER		11	2	15%	13
Sunnyside Care Center		13			13
SANDGATE GARDENS REHAB & NURSING CENTER		3	10	77%	13
VALDOSTA FAMILY MEDICINE		1	12	92%	13
QHG OF ENTERPRISE INC (DBA MEDICAL CTR		13			13
ISLAND COAST PEDIATRICS IN-HOUSE LAB		12	1	8%	13
LAKELAND REGIONAL HEALTH GRASSLANDS		12	1	8%	13
PHASE2 LABS	2	9	2	15%	13
MOODY MANOR		13			13
CONSULATE HEALTH CARE OF PENSACOLA			13	100%	13
CVS NC2313POCT RALEIGH		11	2	15%	13
CVS SC2736POCT MURRELLS INLET		10	3	23%	13
CHELSEA NYC LAB		13			13
CVS MA6505POCT NEWTON		13			13
MINUTECLINIC, LLC #244		12	1	8%	13
HARBOR CHASE OF JACKSONVILLE			13	100%	13
CVS NC7213POCT MATTHEWS		10	3	23%	13
AVENTURA HOSPITAL AND MEDICAL CENTER			13	100%	13
PUTNAM COUNTY HEALTH DEPARTMENT		13			13
MINUTE CLINIC DIAGNOSTIC OF SC, LLC #42		12	1	8%	13
COMPASS URGENT CARE		8	5	38%	13
CVS MINUTE CLINIC DIAGNOSTIC PA #3060		11	2	15%	13
CVS MINUTE CLINIC DIAGNOSTIC MED GRP OF SAN		11	2	15%	13
MEDEXPRESS URGENT CARE - SALEM		9	4	31%	13
CVS NY549POCT RIDGEWOOD		10	3	23%	13
HEART OF FLORIDA HEALTH CENTER INC		5	8	62%	13
CVS TX8351POCT BEAUMONT		11	2	15%	13
WANTAGH URGENT CARE		10	3	23%	13
AVALON MEDICAL WALK IN CLINIC			13	100%	13
RED MOUNTAIN DIAGNOSTICS		13			13
Consulate Health Care at West Altamonte		3	10	77%	13
MINUTE CLINIC LLC # 2033		11	2	15%	13
ORCHID COVE		3	10	77%	13
Signature Healthcare of Savannah		13			13
CVS CT2210POCT RIVERSIDE		13			13
CURATIVE		1	12	92%	13
ALBION COLLEGE (ABBOTT)		13			13
BROOKDALE DELAND			13	100%	13
ADVENTHEALTH MEDICAL GROUP CARE CLINIC AT		9	4	31%	13
NAPLES GREEN VILLAGE		12	1	8%	13

COVID-19: testing by laboratory

Data through May 25, 2021 verified as of May 26, 2021 at 09:25 AM

Data in this report are provisional and subject to change.

The numbers in the table below represent the number of Florida and non-Florida residents for whom test results were received by the Department of Health. A person can be tested by more than one laboratory and can have both positive and negative results. **Therefore, the sum of the numbers in each column will be larger than the total number of people tested.**

Reporting lab	Inconclusive	Negative	Positive	Percent positive	Total
EAR NOSE AND THROAT ASSOCIATES OF MANATEE, P.A.		10	3	23%	13
NATIONAL GENETICS INST LABCORP		4	9	69%	13
MISSOURI DEPARTMENT OF HEALTH AND SENIOR SERVICES			13	100%	13
WALGREEN #6538		13			13
MARION OAKS ASSISTED LIVING		13			13
ESCAMBIA COMMUNITY CLINIC		2	11	85%	13
CLINICAL LABORATORY SERVICES			13	100%	13
CARENOW URGENT CARE-HERMITAGE		9	4	31%	13
CAPE CORAL URGENT CARE		9	4	31%	13
GULF COAST MEDICAL GROUP		5	8	62%	13
OPTUM PRIMARY CARE		2	11	85%	13
LANE PEDIATRICS PA		1	12	92%	13
CORAL LANDING ASSISTED LIVING		11	2	15%	13
MINUTECLINIC DIAGNOSTIC OF TN PC #386		12	1	8%	13
GLENBROOKE AT PALM BAY			13	100%	13
ROCKLEDGE		3	10	77%	13
WALGREENS # 03608		9	4	31%	13
ORMOND MEDICAL ARTS		3	10	77%	13
CVS GA3766POCT DACULA		11	2	15%	13
MEYER PEDIATRICS CHTD		11	2	15%	13
MINUTE CLINIC LLC #0169		11	2	15%	13
SHELBY COUNTY HEALTH CARE CORPORATION		10	3	23%	13
MINUTE CLINIC, LLC #4650		11	2	15%	13
THE PLAZA AT PARKSQUARE		13			13
SAMARITAN MEDICAL CENTER		13			13
WORLD WRESTLING ENTERTAINMENT			13	100%	13
MEDEXPRESS URGENT CARE MONACA		13			13
FLORIDA STATE HOSPITAL			13	100%	13
WALGREENS 65 INF Y FRAGOSO (ST 174)		12	1	8%	13
SOMA MEDICAL CENTER PA #4			13	100%	13
MINUTE-CLINIC DIAGNOSTIC OF VIRGINIA,		12	1	8%	13
URGENT MEDICAL CENTER INC		5	8	62%	13
CROSS CARE CENTER			13	100%	13
AFC URGENT CARE - CEDAR GROVE		11	2	15%	13
VILLA OF KINGS AND QUEENS OF DELRAY		13			13
MINUTECLINIC DIAGNOSTIC OF MINNESOTA		12	1	8%	13
COLLIER HMA PHYSICIAN MANAGEMENT, LLC		2	11	85%	13
ALACHUA COUNTY HEALTH DEPARTMENT		1	12	92%	13
BARRANCO CLINIC,THE	3	9	1	8%	13
MEDPRO URGENT CARE CENTER INC		12			12
FAMILY HEALTH CENTER AT PORT ST JOHN		4	8	67%	12
ILLINOIS DEPARTMENT OF PUBLIC HEALTH		2	10	83%	12
LEON CHD		12			12
BRITO MEDICAL CENTER		10	2	17%	12
MAURY REGIONAL HOSPITAL		6	6	50%	12
THE MARY IMOGENE BASSETT HOSPITAL		12			12
SUWANNEE COUNTY JAIL		11	1	8%	12

COVID-19: testing by laboratory

Data through May 25, 2021 verified as of May 26, 2021 at 09:25 AM

Data in this report are provisional and subject to change.

The numbers in the table below represent the number of Florida and non-Florida residents for whom test results were received by the Department of Health. A person can be tested by more than one laboratory and can have both positive and negative results. **Therefore, the sum of the numbers in each column will be larger than the total number of people tested.**

Reporting lab	Inconclusive	Negative	Positive	Percent positive	Total
JOHN W NORRIS III MD PA	1		11	92%	12
GULF COAST REGIONAL BLOOD CENTER			12	100%	12
FHCP-PORT ORANGE		3	9	75%	12
PANCARE HEALTH - WEWA ELEMENTARY			12	100%	12
OHIO STATE UNIVERSITY MEDICAL CENTER			12	100%	12
DOCTORS HOSPITAL LAB MEDICAL OFFICE BUILDING			12	100%	12
LIFE CARE OF PORT SAINT LUCIE		3	9	75%	12
DEPARTMENT OF PUBLIC HEALTH		12			12
BROOKDALE CITRUS			12	100%	12
CVS CT1123POCT SOUTHBURY	12				12
MINUTECLINIC DIAGNOSTIC OF RHODE ISLAN	12				12
CARROLL GARDENS URGENT CARE	12				12
MEDEXPRESS URGENT CARE - WILLIAMSPORT	11		1	8%	12
CVS CA9963POCT SAN DIEGO	12				12
ACCENTCARE	12				12
MINUTECLINIC DIAG OF IND, LLC #2387	10		2	17%	12
FLORIDA DEPT OF HEALTH	4		8	67%	12
TMH PHYSICIAN PARTNERS - MONTICELLO	10		2	17%	12
LAB UNKNOWN	1		11	92%	12
FAMILY PRACTICE OF DAVIE INC			12	100%	12
IMMUNOGENOMICS LLC	8		4	33%	12
MI2297090CV HOLLAND-23D2189684	12				12
CFS WELLNESS AND MED SPA LLC			12	100%	12
MONROE COUNTY HOSPITAL	9		3	25%	12
WHEELER LABORATORY	11		1	8%	12
Rosewood Healthcare and Rehabilitation Center	5		7	58%	12
MEDEXPRESS URGENT CARE - FORT WORTH S	10		2	17%	12
VIBRANT AMERICA	10		2	17%	12
BENSONHURST URGENT CARE	11		1	8%	12
MINUTECLINIC DIAGNOSTIC OF TN PC #5671	8		4	33%	12
BAYONET POINT HOSPITAL			12	100%	12
PASSPORT HEALTH			12	100%	12
TERRACINA LLC	6		6	50%	12
COLISEUM MED CTR LLC/COLISEUM MED CTRS	9		3	25%	12
Highland Pines Health and Rehab	11		1	8%	12
MINUTECLINIC DIAGNOSTIC OF SC, LLC #7	10		2	17%	12
HEWLETT URGENT CARE, PLLC	12				12
SUMTER COUNTY HEALTH DEPARTMENT	7		5	42%	12
WINKLER COURT☐	10		2	17%	12
CVS NC3319POCT CHARLOTTE	9		3	25%	12
THE POTTER'S HOUSE AT CANNON POINT	12				12
MERCY HEALTH—MUSKEGON	7		5	42%	12
FLORIDA DEPARTMENT OF HEALTH WASHINGTON COUNTY	7		5	42%	12
BROWARD DIALYSIS			12	100%	12
LONGWOOD PEDIATRICS LLC			12	100%	12
URGENT TEAM MANAGEMENT OF TENNESSEE	10		2	17%	12
VILLA HEALTH NH LLC	10		2	17%	12

COVID-19: testing by laboratory

Data through May 25, 2021 verified as of May 26, 2021 at 09:25 AM

Data in this report are provisional and subject to change.

The numbers in the table below represent the number of Florida and non-Florida residents for whom test results were received by the Department of Health. A person can be tested by more than one laboratory and can have both positive and negative results. **Therefore, the sum of the numbers in each column will be larger than the total number of people tested.**

Reporting lab	Inconclusive	Negative	Positive	Percent positive	Total
MINUTECLINIC DIAGNOSTIC OF PA, LLC (1036)		10	2	17%	12
MINUTECLINIC, LLC, DBA MINUTECLINIC #4		11	1	8%	12
IMMACULATE HOUSE AT COUNTRYSIDE		12			12
FAMILY MEDICINE AT HUNTERS CREEK		12			12
AMERICAN HOUSE FORT MYERS		12			12
CARLOS PORTU MD, PLLC			12	100%	12
MEDEXPRESS URGENT CARE - MONROE		12			12
IREPERTOIRE_MOL_LAB		12			12
ACADIAN DIAGNOSTIC LABORATORIES		8	4	33%	12
ST. PETERSBURG PEDIATRICS			12	100%	12
METALABDX	12				12
ALL CHILDREN'S HOSPITAL DEPT OF GENERAL PEDIATRICS			12	100%	12
ORLANDO FAMILY MEDICAL INC	12				12
SAMARITAN HOSPITAL LABORATORY		11	1	8%	12
SENIOR HOME CARE INC	12				12
FAMILY MEDICINE AT LONGWOOD			12	100%	12
MINUTECLINIC DIAGNOSTIC OF NEW JERSEY,		11	1	8%	12
GUIDANCE / CARE CENTER, INC		12			12
CVS MINUTE CLINIC DIAGNOSTIC OF TEXAS,LLC		10	2	17%	12
Westchester General Hospital			12	100%	12
CVS MA594POCT FALMOUTH		11	1	8%	12
CARE FAST MURABELLA		7	5	42%	12
APPLE DIAGNOSTICS LAB		5	7	58%	12
VITALANT		1	11	92%	12
WOODLAND TOWERS		6	6	50%	12
MEDEXPRESS URGENT CARE - MAPLE DRIVE		11	1	8%	12
CVS MA1022POCT CAMBRIDGE		12			12
GLEN OAKS HEALTH AND REHABILITATION CENTER			12	100%	12
MERIDIAN AT WATERWAYS, THE		10	2	17%	12
ST PETER'S UNIVERSITY HOSPITAL		9	3	25%	12
STPET		10	2	17%	12
CVS SC7556POCT WEST COLUMBIA		11	1	8%	12
ABSOLUTE HEALTH		11	1	8%	12
PALM BEACH PATHOLOGY		9	3	25%	12
DES PLAINES CLINICAL LAB		3	9	75%	12
CULVER-STOCKTON COLLEGE		10	2	17%	12
MINUTECLINIC DIAGNOSTIC OF TN PC #240		10	2	17%	12
HNL LAB MEDICINE		9	3	25%	12
VERITAS RESEARCH CORP			12	100%	12
MAINE DEPARTMENT OF HEALTH AND HUMAN SERVICES			12	100%	12
MINUTECLINIC #8760	12				12
STUYVESANT URGENT CARE	12				12
GENESIS		8	4	33%	12
MEDEXPRESS URGENT CARE CHARLESTON		8	4	33%	12
GEORGE W FERGUSON MD-CONCIERGE MEDICAL SERVICES PL		11	1	8%	12
JOHNS HOPKINS ALL CHILDRENS			12	100%	12
MEDEXPRESS URGENT CARE - BEECH GROVE		11	1	8%	12

COVID-19: testing by laboratory

Data through May 25, 2021 verified as of May 26, 2021 at 09:25 AM

Data in this report are provisional and subject to change.

The numbers in the table below represent the number of Florida and non-Florida residents for whom test results were received by the Department of Health. A person can be tested by more than one laboratory and can have both positive and negative results. **Therefore, the sum of the numbers in each column will be larger than the total number of people tested.**

Reporting lab	Inconclusive	Negative	Positive	Percent positive	Total
COLLIER COUNTY HEALTH DEPT.		7	5	42%	12
WALGREENS - STORE #9479		9	2	18%	11
MINUTECLINIC, LLC #1470		10	1	9%	11
ST JOSEPHS HOSPITAL PATHOLOGY LAB		8	3	27%	11
EXPRESS TEST			11	100%	11
MEDEXPRESS URGENT CARE - WINCHESTER GATEWAY		9	2	18%	11
CREATIVE PHARMACY SOLUTIONS EAST		11			11
WALK IN MEDICAL URGENT CARE PC		11			11
MINUTECLINIC LLC #5010		9	2	18%	11
NORTHEAST FLORIDA HEALTH SERVICES, INC DBA FAMILY HEALTH SOURCE			11	100%	11
KIDSVILLE PEDIATRICS			11	100%	11
ASSOCIATES IN MEDICINE		7	4	36%	11
NIGHT LITE PEDIATRICS CENTER		1	10	91%	11
ST VINCENT'S ST CLAIR		8	3	27%	11
MONTEFIORE MEDICAL CENTER LABORATORIES - NORTH		11			11
WINDSOR OF GAINESVILLE		11			11
BAYSIDE URGENT CARE CENTER INC		1	10	91%	11
DEPT OF VA MEDICAL CENTER - RICHMOND		10	1	9%	11
APPALACHIAN REGIONAL HEALTHCARE SYSTEM		10	1	9%	11
REDMED CLINIC OF ARLINGTON		10	1	9%	11
USCG ABBOTT BINAXNOW		6	5	45%	11
HEALTH NETWORK LABORATORIES		7	4	36%	11
MEDICAL CENTER AFFILIATES WEST PALM			11	100%	11
NEW HAMPSHIRE DEPARTMENT OF HEALTH AND HUMAN SERVICES		3	8	73%	11
CVS MINUTE CLINIC DIAGNOSTIC MED GRP OF CAL		10	1	9%	11
St. Annes Nursing Center, St. Annes Residence, Inc.		11			11
BIOTECH CLINICAL LABORATORIES, INC.		1	10	91%	11
CVS TX7827POCT ROUND ROCK		11			11
CELEBRATION PEDIATRICS PA			11	100%	11
WINTER PARK CARE AND REHABILITATION			11	100%	11
PRIMECARE ACQUISITION FAMILY PRACTICE INC		11			11
PRIME MEDICAL CARE, LLC		11			11
CHARLOTTE COUNTY HEALTH DEPARTMENT	1	5	5	45%	11
NORTH OKALOOSA PHYSICIAN GROUP		10	1	9%	11
BERRYHILL MANOR		11			11
CVS SC4286POCT EASLEY		5	6	55%	11
UNIVERSITY MEDICAL CENTER		8	3	27%	11
PHOEBE PUTNEY MEMORIAL HOSPITAL		11			11
CVS MO8590POCT KANSAS CITY		7	4	36%	11
ADVENTHEALTH ORLANDO INTERNATIONAL AIRPORT		1	10	91%	11
INVESCLINIC US, LLC		11			11
VETERANS AFFAIRS MEDICAL CENTER - OUTPATIENT			11	100%	11
Woodstock Nursing and Rehabilitation Center		11			11
CVS IL8747POCT CHICAGO		10	1	9%	11
AIM LABORATORIES			11	100%	11
MINUTE CLINIC DIAG OF IND LLC #8674		11			11
VITAS HEALTH INC		5	6	55%	11

COVID-19: testing by laboratory

Data through May 25, 2021 verified as of May 26, 2021 at 09:25 AM

Data in this report are provisional and subject to change.

The numbers in the table below represent the number of Florida and non-Florida residents for whom test results were received by the Department of Health. A person can be tested by more than one laboratory and can have both positive and negative results. **Therefore, the sum of the numbers in each column will be larger than the total number of people tested.**

Reporting lab	Inconclusive	Negative	Positive	Percent positive	Total
URGENT CARE OF LONGWOOD		1	10	91%	11
JBSA-SAM HOUSTON			11	100%	11
CVS PA233POCT NEWTOWN SQUARE		11			11
MINUTE CLINIC LLC #4017		11			11
MINUTECLINIC MINUTECLINIC #4977		7	4	36%	11
ALCOVE ASSISTED LIVING FACILITY		11			11
URGENT TEAM - HUNTSVILLE		9	2	18%	11
UMHC/SYLVESTER AT KENDALL		1	10	91%	11
ILLINOIS DEPT OF PUBLIC HEALTH LAB - SPRINGFIELD			11	100%	11
CVS CA9165POCT SAN DIEGO	11				11
IPSUM DIAGNOSTICS LLC	11				11
ELLIS HOSPITAL LABORATORY	10		1	9%	11
PINELLAS COUNTY HEALTH DEPARTMENT	2		9	82%	11
NIGHT LITE PEDIATRICS CENTER, LLC	1		10	91%	11
CROSSROADS URGENT CARE, PLLC	11				11
CVS SC7334POCT LEXINGTON	10		1	9%	11
MONROE COUNTY FIRE RESCUE	10		1	9%	11
TROPICANA	5		6	55%	11
CLAYMED OF NORTH FLORIDA			11	100%	11
ASSOCIATES MD CYPRESS CREEK			11	100%	11
ONEIDA HEALTHCARE CENTER	9		2	18%	11
CVS IL8751POCT CHICAGO	11				11
UF HEALTH	1		10	91%	11
CVS GA2236POCT WOODSTOCK	11				11
TRIDENT BIOMETRICS	10		1	9%	11
New York Harbor Harbor HCS - Brooklyn Campus	10		1	9%	11
CUMBERLAND HEIGHTS	11				11
VIRTUA WEST JERSEY HOSPITAL VOORHEES	9		2	18%	11
FHPG_EXP CARE W HILLSBOROUGH	1		10	91%	11
WELLSTAR ATLANTA MEDICAL CENTER LABORA	10		1	9%	11
CVS MD2956POCT NEW MARKET	10		1	9%	11
ATHENS VETERINARY DIAGNOSTIC LABORATOR	11				11
TELEVISIT PALM BAY FAMILY PRACTICE	9		2	18%	11
MINUTECLINIC, LLC #09202	9		2	18%	11
KEY TRAINING CENTER			11	100%	11
WATSON HEALTHCARE	8		3	27%	11
CVS OH2342POCT WEST CHESTER	9		2	18%	11
CVS NC5591POCT STATESVILLE	9		2	18%	11
RIVERVIEW REGIONAL MEDICAL CENTER	9		2	18%	11
CARENOW URGENT CARE-MT JULIET	8		3	27%	11
Charles George VAMC	11				11
UNIVERSITY CENTRA CARE	10		1	9%	11
CARENOW URGENT CARE-GREEN HILLS	10		1	9%	11
WEST DADE PEDIATRICS			11	100%	11
GENOPTIX MEDICAL LABORATORY	10		1	9%	11
CREATIVE TESTING SOLUTIONS	4		7	64%	11
NORTH PINELLAS CHILDRENS MEDICAL CENTER INC			11	100%	11

COVID-19: testing by laboratory

Data through May 25, 2021 verified as of May 26, 2021 at 09:25 AM

Data in this report are provisional and subject to change.

The numbers in the table below represent the number of Florida and non-Florida residents for whom test results were received by the Department of Health. A person can be tested by more than one laboratory and can have both positive and negative results. **Therefore, the sum of the numbers in each column will be larger than the total number of people tested.**

Reporting lab	Inconclusive	Negative	Positive	Percent positive	Total
CARENOW URGENT CARE - EAST NASHVILLE		9	2	18%	11
CVS MA2172POCT NORTH GRAFTON		11			11
BOCA RATON REGIONAL HOSPITAL LAB			11	100%	11
METHODIST HOSPITAL			11	100%	11
CARINGTON MANOR		11			11
SEACOAST PATHOLOGY PROFESSIONAL ASSOC		10	1	9%	11
NASSAU UNIVERSITY MEDICAL CENTER DEPT		10	1	9%	11
CVS TX7151POCT HUMBLE		9	2	18%	11
WALGREENS #03287		11			11
CVS MA299POCT WORCESTER		11			11
PHYSICIANS REGIONAL MEDICAL CTR - COLLIER BLVD			11	100%	11
THE TERRACE OF SAINT CLOUD		9	2	18%	11
CVS CT1109POCT BETHEL		11			11
DMH STEINHATCHEE FAMILY MEDICINE		8	3	27%	11
FRESENIUS KIDNEY CARE DUNEDIN			11	100%	11
CVS NC7051POCT WAKE FOREST		11			11
AZALEA HEALTH		2	9	82%	11
WALK-IN MEDICAL CARE			11	100%	11
ORLANDO HEALTH PHYSICIAN ASSOCIATES		4	7	64%	11
LONG ISLAND JEWISH FOREST HILLS HOSPITAL		11			11
COMMUNITY MEDICAL AND DENTAL CARE INC		11			11
SEMORAN FAMILY HEALTH LLC		10	1	9%	11
URGENT CARE CENTER AT PINNACLE		4	7	64%	11
MEDICAL ASSOCIATES OF ENGLEWOOD PC		10	1	9%	11
NHC HealthCare Anniston		11			11
45TH 1		11			11
MOUNT DORA PEDIATRICS		9	2	18%	11
MEDEXPRESS URGENT CARE PARKERSBURG		9	2	18%	11
SEMINOLE COUNTY CORRECTIONAL FACILITY		1	10	91%	11
WYCLIFFE BIBLE TRANSLATORS		11			11
CVS NJ617POCT CEDAR GROVE		10	1	9%	11
MICHIGAN DEPARTMENT OF COMMUNITY HEALTH		1	10	91%	11
LUXOR SCIENTIFIC LLC		1	10	91%	11
CAREATC NEXTERA HEALTH CENTER / GO			11	100%	11
NASCAR EVENT MANAGEMENT, LLC		11			11
PLYMOUTH HARBOR INCORPORATED		9	1	10%	10
CVS TN7289POCT SIGNAL MOUNTAIN		10			10
BROOKDALE WEST MELBOURNE			10	100%	10
SOMA MEDICAL CENTER MD PA #7 PEDIATRICS			10	100%	10
VENICE GREEN VILLAGE		3	7	70%	10
LAKE PEDIATRICS			10	100%	10
FLORIDA SCHOOL FOR THE DEAF AND THE BLIND		1	9	90%	10
PEACE OF MIND REHAB CENTER		10			10
SOUTH FLORIDA ENT ASSOCIATES, INC			10	100%	10
BELLE GLADES HEALTH CLINIC			10	100%	10
JACKSON CLINIC PA,THE		6	4	40%	10
ARCHBOLD MEMORIAL HOSPITAL/LAB		3	7	70%	10

COVID-19: testing by laboratory

Data through May 25, 2021 verified as of May 26, 2021 at 09:25 AM

Data in this report are provisional and subject to change.

The numbers in the table below represent the number of Florida and non-Florida residents for whom test results were received by the Department of Health. A person can be tested by more than one laboratory and can have both positive and negative results. **Therefore, the sum of the numbers in each column will be larger than the total number of people tested.**

Reporting lab	Inconclusive	Negative	Positive	Percent positive	Total
IU HEALTH PATHOLOGY		1	9	90%	10
LAWRENCE TECHNOLOGICAL UNIVERSITY		10			10
ALABAMA MEDICAL GROUP		10			10
MINUTECLINIC #2860		7	3	30%	10
CHILDREN'S HEALTHCARE OF ATLANTA/EGLESTON		10			10
KEY WEST URGENT CARE, INC		3	7	70%	10
ROSEMONT GARDENS INC		9	1	10%	10
CVS MA507POCT LEOMINSTER		8	2	20%	10
CBC LAB		3	7	70%	10
DOH-TAMPA BRANCH LABORATORY (MLK BLVD)		4	6	60%	10
HCR MANORCARE		10			10
PRIMARY CARE SPECIALISTS OF ORLANDO		9	1	10%	10
CITY OF TALLAHASSEE		10			10
NATURE COAST REGIONAL MEDICAL CENTER		1	9	90%	10
PM PEDIATRICS OF BAYSIDE PLLC		10			10
MOLECULAR PATHOLOGY LABORATORY			10	100%	10
GILCHRIST COUNTY FIRE DEPARTMENT		4	6	60%	10
MINUTE CLINIC INCORPORTE		10			10
PBC PREMIER FAMILY HEALTH			10	100%	10
EMERGENCY MEDICAL CENTER		4	6	60%	10
ALABAMA DEPARTMENT OF PUBLIC HEALTH		1	9	90%	10
WALGREENS # 09788		9	1	10%	10
CVS NJ715POCT WAYNE		10			10
CHIEFLAND MEDICAL CENTER LLC			10	100%	10
RPC@HODGES		2	8	80%	10
NEUROSCIENCE AND SPINE ASSOCIATES, PL		8	2	20%	10
Avalon Healthcare and Rehabilitation Center			10	100%	10
BEAUMONT LABORATORY			10	100%	10
CHRISTUS ST VINCENT LABORATORY - ZIA		10			10
PALMS WEST HOSPITAL			10	100%	10
Chestnut Park Rehabilitation and Nursing Center		10			10
SOUTHEASTERN PEDIATRIC ASSOCIATES			10	100%	10
PANCARE HEALTH - VERNON ELEMENTARY			10	100%	10
MEDEXPRESS URGENT CARE-PETERS TWP		9	1	10%	10
MINUTECLINIC DIAGNOSTIC OF NEVADA #87		5	5	50%	10
LEHIGH REGIONAL MEDICAL CENTER LABORATORY		4	6	60%	10
SAVANNAH MANOR ASSISTED LIVING COMMUNITY			10	100%	10
ANY LAB TEST NOW INC			10	100%	10
LYNN UNIVERSITY INC		10			10
ARBORS OF GULF BREEZE, THE		8	2	20%	10
DOMINICAN COLLEGE STUDENT HEALTH CENTE		8	2	20%	10
VASCONCELLO COHEN MD PA		9	1	10%	10
MINUTE CLINIC LLC #1448		9	1	10%	10
PRORENATA LABS		2	8	80%	10
FLORIDA CLINICAL LAB		1	9	90%	10
DEPARTMENT OF HEALTH AND HUMAN SERVICES LANSING			10	100%	10
NOT INDICATED		1	9	90%	10

COVID-19: testing by laboratory

Data through May 25, 2021 verified as of May 26, 2021 at 09:25 AM

Data in this report are provisional and subject to change.

The numbers in the table below represent the number of Florida and non-Florida residents for whom test results were received by the Department of Health. A person can be tested by more than one laboratory and can have both positive and negative results. **Therefore, the sum of the numbers in each column will be larger than the total number of people tested.**

Reporting lab	Inconclusive	Negative	Positive	Percent positive	Total
NORTON HEALTHCARE			10	100%	10
COLLIER BLVD HMA PHYSICIAN MANAGEMENT,, LLC			10	100%	10
CVS TN4624POCT KNOXVILLE		9	1	10%	10
ACCESS PHARMACY		10			10
FLEMING ISLAND CENTER FOR CLINICAL RESEARCH		10			10
VETERNANS ADMINISTRATION			10	100%	10
MINUTECLINIC DIAGNOSTIC OF OHIO #3407		9	1	10%	10
CARESOUTH HHA HOLDINGS OF THE BAY AREA LLC☐		10			10
SARASOTA PERSONAL MEDICINE		7	3	30%	10
ALBANY MEDICAL CENTER		9	1	10%	10
WALGREENS #07589		9	1	10%	10
MINUTECLINIC DIAGNOSTIC OF VIRGINIA, LLC #1656		10			10
SONATA VERO BEACH		10			10
MOSOLF PEDIATRICS			10	100%	10
VILLAGE PLACE HEALTH AND REHAB		9	1	10%	10
WELLSTAR WEST GEORGIA MEDICAL CENTER		9	1	10%	10
WILLIAMSBURGH CHAI CARE		9	1	10%	10
CHEMISYS LABORATORIES		2	8	80%	10
MEDEXPRESS URGENT CARE-KATY		7	3	30%	10
KR AT COLLEGE HARBOR		10			10
ENCOMPASS HEALTH REHABILITIATION HOSPI		10			10
Centrastate Medical Center		9	1	10%	10
MAINSTREET FAMILY CARE			10	100%	10
ORLANDO MEDICAL CENTER PL		1	9	90%	10
BRANDON REGIONAL EMERGENCY CTR			10	100%	10
MINUTECLINIC DIAGNOSTIC OF OHIO #4401		10			10
MEDEXPRESS URGENT CARE - WASHINGTON		8	2	20%	10
BETTER AT HOME		10			10
BROOKDALE PANAMA CITY		9	1	10%	10
GLADES COUNTY DETENTION CENTER		1	9	90%	10
NORTHSIDE HOSPITAL ATLANTA		4	6	60%	10
SUPERIOR RESIDENCES OF CLERMONT		2	8	80%	10
DAU ORTHODONTICS		9	1	10%	10
MINUTECLINIC DIAGNOSTIC OF NORTH CAROLINA PC #5341		7	3	30%	10
CVS MA1852POCT MEDWAY		10			10
CVS DC1340POCT WASHINGTON		10			10
CORONA PATHOLOGY		10			10
MEDEXPRESS URGENT CARE, JOHNSTOWN		9	1	10%	10
NORTHEAST ALABAMA REGIONAL MEDICAL CENTER		7	3	30%	10
MEDICAL LABORATORY DIAGNOSTICS			10	100%	10
MINUTECLINIC DIAG OF IND LLC #8651		9	1	10%	10
ELEMENT PRIMARY CARE LLC		9	1	10%	10
MEDEX REGIONAL LABORATORIES LLC		1	9	90%	10
WALGREENS #10972	1	9			10
LAKE BALDWIN CBOC		9	1	10%	10
NEW JERSEY DEPARTMENT OF HEALTH COMMUNICABLE DISEASE SERVICE		3	7	70%	10
NORTHSHORE UNIVERSITY HEALTHSYSTEM EVANSTON HOSPITAL LAB			10	100%	10

COVID-19: testing by laboratory

Data through May 25, 2021 verified as of May 26, 2021 at 09:25 AM

Data in this report are provisional and subject to change.

The numbers in the table below represent the number of Florida and non-Florida residents for whom test results were received by the Department of Health. A person can be tested by more than one laboratory and can have both positive and negative results. **Therefore, the sum of the numbers in each column will be larger than the total number of people tested.**

Reporting lab	Inconclusive	Negative	Positive	Percent positive	Total
COMMUNITY HEALTH CENTER		2	8	80%	10
HIGH TOWER ALF LLC		9	1	10%	10
ST JOSEPH'S HOSPITAL NORTH LABORATORY			10	100%	10
CVS PHARMACY NO 274		9	1	10%	10
GO PATH LABORATORIES			10	100%	10
BROWARD HEALTH CARE			10	100%	10
CVS PHARMACY #8800		8	2	20%	10
MEDEXPRESS URGENT CARE - FAYETTEVILLE		8	2	20%	10
EXCEL URGENT CARE OF PARAMUS LLC	10				10
PALM BEACH CDH - DELRAY BEACH			10	100%	10
TENNESSEE DEPARTMENT OF HEALTH (TDH) - CENTRAL LABORATORY	2		8	80%	10
JOHN T MATHER MEMORIAL HOSPITAL LABORATORY	9		1	10%	10
MINUTECLINIC DIAGNOSTIC OF NORTH CAROLINA PC #7054	7		3	30%	10
VILLAGES HEALTH, THE	4		6	60%	10
MIAMI COMPREHENSIVE MEDICINE GROUP PA	4		6	60%	10
BREVARD FAMILY WALK IN CLINIC			10	100%	10
OKLAHOMA STATE DEPARTMENT OF HEALTH-PUBLIC HEALTH LABORATORY			10	100%	10
CVS TX7825POCT FRISCO	7		2	22%	9
AFC/DOCTORS EXPRESS NORTH BERGEN	7		2	22%	9
WESTCHESTER GENERAL HOSPITAL BLOOD GAS LAB			9	100%	9
MINUTECLINIC # 21110	7		2	22%	9
NORTHERN DUTCHESS HOSPITAL LABORATORY	7		2	22%	9
MINUTE-CLINIC DIAGNOSTIC OF VIRGINIA, LLC #3949	9				9
MINUTE CLINIC DIAGNOSTIC OF VIRGINIA, LLC #7543	7		2	22%	9
CLEARWATER PEDIATRIC CARE	1		8	89%	9
BUENA VIDA ESTATES			9	100%	9
ROSECASTLE			9	100%	9
KINGSWAY MEDICAL CENTER INC	6		3	33%	9
STATEN ISLAND CHAI CARE	8		1	11%	9
CVS PA10034POCT PITTSBURGH	9				9
FLORIDA MENTOR	7		2	22%	9
WALGREENS #09475	8		1	11%	9
NORTHSIDE HOSPITAL	2		7	78%	9
CHILDREN'S HEALTH CENTER INC.	7		2	22%	9
WALGREENS #09304	7		2	22%	9
MINUTECLINIC, LLC #1452	8		1	11%	9
NEMOURS CHILDREN'S PRIMARY CARE VERO BEACH			9	100%	9
ST CHARLES HOSPITAL LABORATORY	9				9
ST VINCENT'S CHILTON	7		2	22%	9
CVS CA9721POCT ARCADIA	9				9
PEDIATRIC HEALTH CARE ALLIANCE			9	100%	9
PUTNAM FAMILY CARE INC	3		6	67%	9
CVS IN6551POCT MOORESVILLE	7		2	22%	9
CVS OH3458POCT BEAVERCREEK	9				9
NORTHWEST FLORIDA COMMUNITY HOSPITAL LABORATORY	8		1	11%	9
PENSACOLA CLUSTER			9	100%	9
PALM BAY URGENT CARE PL	1		8	89%	9

COVID-19: testing by laboratory

Data through May 25, 2021 verified as of May 26, 2021 at 09:25 AM

Data in this report are provisional and subject to change.

The numbers in the table below represent the number of Florida and non-Florida residents for whom test results were received by the Department of Health. A person can be tested by more than one laboratory and can have both positive and negative results. **Therefore, the sum of the numbers in each column will be larger than the total number of people tested.**

Reporting lab	Inconclusive	Negative	Positive	Percent positive	Total
MINUTECLINIC DIAGNOSTIC OF TN PC #242		6	3	33%	9
INDIANA STATE DEPARTMENT OF HEALTH LABORATORIES			9	100%	9
CVS RI1717POCT 1 CVS DR			9	100%	9
MEDEXPRESS URGENT CARE - STAUNTON		5	4	44%	9
SUNSHINE STATE DIALYSIS			9	100%	9
SYNEXUS CLINICAL RESEARCH US INC		2	7	78%	9
UHEALTH UNIVERSITY OF MIAMI			9	100%	9
MINUTECLINIC OF NEVADA-2955 S FT APACH		9			9
NORTHSIDE GWINNETT HOSPITAL		8	1	11%	9
LEMOYNE COLLEGE WELLNESS CENTER FOR		9			9
SIMPLE LABORATORIES LLC		9			9
GULF COAST PEDIATRICS OF SARASOTA PA		2	7	78%	9
MIDMICHIGAN MEDICAL CENTER			9	100%	9
UCARE			9	100%	9
MEDICANA NURSING AND REHAB CENTER			9	100%	9
COMPASS PROVIDENCE URGENT CARE LLLP			9	100%	9
WINTER PARK INTERNAL MEDICINE MD PA		7	2	22%	9
REMISE OCCUPATIONAL HEALTH SOLUTIONS INC			9	100%	9
SANITAS LAUDERDALE LAKES			9	100%	9
MINUTE CLINIC #8979		8	1	11%	9
CVS OH3476POCT TIPP CITY		8	1	11%	9
HOME CARE PHARMACY OF PALM COAST INC		9			9
ST. CLOUD PHARMACY AND WELLNESS CENTER		5	4	44%	9
CHAPTERS HEALTH HOSPICE		9			9
CANDLER HOSPITAL PATHOLOGY LABORATORY		7	2	22%	9
Louis Stokes Cleveland VA - Midtown Dialysis Center		9			9
MEDEXPRESS URGENT CARE - BATTLE CREEK		6	3	33%	9
ETHOS LABORATORIES		7	2	22%	9
SUNCREST OMNI		9			9
MINUTECLINIC, LLC #03268		8	1	11%	9
CVS NC3803POCT MOORESVILLE		8	1	11%	9
CVS GA2841POCT LAWRENCEVILLE		9			9
CVS MINUTE CLINIC DIAGNOSTIC OF NEW JERSEY		9			9
LOREY ALF		9			9
COMPREHENSIVE CLINICAL RESEARCH, LLC			9	100%	9
NORTHSIDE MEDICAL CENTER		9			9
ORLANDO FAMILY PHYSICIANS			9	100%	9
HEALTH AND WELLNESS CENTER		1	8	89%	9
MEDEXPRESS URGENT CARE - RICHMOND, NINE MILE RD		8	1	11%	9
CAYUGA COUNTY HEALTH DEPARTMENT		8	1	11%	9
CVS NC3853POCT BURLINGTON		7	2	22%	9
BRENNITY AT VERO BEACH, THE			9	100%	9
CORE OCCUPATIONAL RESOURCES, LLC		5	4	44%	9
MAGNOLIA MANOR			9	100%	9
BIRMINGHAM VAMC		5	4	44%	9
MEDHELP NARROWS		9			9
CVS TX4397POCT CYPRESS		9			9

COVID-19: testing by laboratory

Data through May 25, 2021 verified as of May 26, 2021 at 09:25 AM

Data in this report are provisional and subject to change.

The numbers in the table below represent the number of Florida and non-Florida residents for whom test results were received by the Department of Health. A person can be tested by more than one laboratory and can have both positive and negative results. **Therefore, the sum of the numbers in each column will be larger than the total number of people tested.**

Reporting lab	Inconclusive	Negative	Positive	Percent positive	Total
WINDSOR OF SAN PABLO, THE		6	3	33%	9
MINUTECLINIC DIAGNOSTIC MED GRP OF CA		8	1	11%	9
CENTREX CLINICAL LABS INC		9			9
FLORIDA CENTER FOR DERMATOLOGY LABORATORY			9	100%	9
DIXITKUMAR N MODI MD PA			9	100%	9
DASCENA LABORATORY			9	100%	9
CVS IN3975POCT JEFFERSONVILLE		6	3	33%	9
MINUTE CLINIC DIAGNOSTIC OF PENNSYLVANIA		9			9
VAIL VALLEY MEDICAL CENTER			9	100%	9
Baptist Village Retirement Communities		9			9
FLORIDA ADDICTION AND RECOVERY CENTER INC		9			9
Consulate Health Care of Brandon		7	2	22%	9
MILLER COUNTY HOSPITAL		9			9
ACCESS CARE MEDICAL GROUP LLC		2	7	78%	9
GCPM MANUAL MICROBIOLOGY		1	8	89%	9
SKR MEDICAL ADVISORS		9			9
CVS NC6402POCT DAVIDSON		6	3	33%	9
CVS CT718POCT ANSONIA		9			9
MANATEE COUNTY CENTRAL JAIL		9			9
WALGREENS #10264		9			9
MEDEXPRESS URGENT CARE - IRVING		9			9
SCHOOL OF PHARMACY AND PHARMACEUTICAL		9			9
MEDICAL CENTER, THE		8	1	11%	9
MINUTECLINIC DIAGNOSTIC OF KANSAS PA		9			9
MOULTRIE CREEK NURSING AND REHAB			9	100%	9
CVS OH6123POCT CINCINNATI		6	3	33%	9
CVS MINUTE CLINIC DIAG OF IND LLC #5206		8	1	11%	9
PRECISION GENETICS			9	100%	9
PIEDMONT HENRY HOSPITAL, INC		9			9
MEDEXPRESS URGENT CARE - STATE COLLEGE		7	2	22%	9
CVS MO8556POCT KANSAS CITY		8	1	11%	9
HARMONIOUS HOME HEALTH, LLC		9			9
PBSO HEALTH AND WELLNESS CENTER		1	8	89%	9
JUPITER CLINIC			9	100%	9
TIFT REGIONAL HLTH SYSTEM, INC DBA SOU		9			9
CIAN DIAGNOSTICS			9	100%	9
WADSWORTH CENTER - DAVID AXELROD INSTITUTE		8	1	11%	9
MINUTECLINIC #2797		9			9
PATEL MEDICAL VENTURES		8	1	11%	9
MEDEXPRESS URGENT CARE - HOT SPRINGS		9			9
ORLANDO HEALTH PHYSICIAN GROUP INC		6	3	33%	9
DISCOVERY VILLAGE AT STUART		5	4	44%	9
MEDERI CARETENDERS VS OF SE FL LLC DBA		8	1	11%	9
OMNI			9	100%	9
FHPG_EXP CARE PALM HARBOR			9	100%	9
CVS MINUTE CLINIC DIAGNOSTIC OF KANSAS, PA		9			9
NITIN BAWA PROFESSIONAL ASSOCIATES			9	100%	9

COVID-19: testing by laboratory

Data through May 25, 2021 verified as of May 26, 2021 at 09:25 AM

Data in this report are provisional and subject to change.

The numbers in the table below represent the number of Florida and non-Florida residents for whom test results were received by the Department of Health. A person can be tested by more than one laboratory and can have both positive and negative results. **Therefore, the sum of the numbers in each column will be larger than the total number of people tested.**

Reporting lab	Inconclusive	Negative	Positive	Percent positive	Total
MINUTE CLINIC DIAGNOSTIC OF MICHIGAN PC		9			9
CVS TX10016POCT PRINCETON		9			9
MOBILE RESPONSE DIAGNOSTICS LLC		8	1	11%	9
WATERFORD AT CREEKSIDE, THE			9	100%	9
CVS NJ862POCT MARLBORO		8	1	11%	9
ENCOMPASS HOME HEALTH OF THE SOUTHEAST LLC☐		9			9
SUPREME LABORATORY			9	100%	9
RANDOLPH DIABETES AND WELLNESS		8	1	11%	9
CVS PA4077POCT BELLE VERNON		9			9
MARINA ISLE ASSISTED LIVING		9			9
TRINITY PEDIATRICS			9	100%	9
MINUTECLINIC DIAG OF IND, LLC #10190		8	1	11%	9
CVS MD1881POCT DUNKIRK		9			9
CALIFORNIA DEPARTMENT OF PUBLIC HEALTH		3	6	67%	9
CVS MA1845POCT WILMINGTON		8	1	11%	9
OUR HOME AT BEACON HILL			9	100%	9
ALLIANCE HEALTH AND REHABILITATION CENTER		9			9
THE READING HOSPITAL & MEDICAL CENTER			9	100%	9
MEDEXPRESS URGENT CARE - SWANSEA, N ILLINOIS ST		8	1	11%	9
CVS PA1074POCT KENNETT SQUARE		8	1	11%	9
URGENT TEAM - NASHVILLE		8	1	11%	9
INSPIRED LIVING AT PALM BAY		7	2	22%	9
ADVENTHEALTH MEDICAL GROUP INTERNAL MEDICINE AT		4	5	56%	9
MEDEXPRESS ELKINS		9			9
SCOTTS PHARMACY		8	1	11%	9
KINDRED_AIMS		9			9
CVS TX1104POCT ALLEN		8	1	11%	9
CVS MA394POCT SEEKONK		9			9
CVS GA7064POCT STOCKBRIDGE		9			9
BEAUMONT EMERGENCY CENTER			9	100%	9
MONROE URGENT CARE		8	1	11%	9
BAYFRONT HEALTH ST PETERSBURG		8	1	11%	9
Sunset Lake Health and Rehabilitation Center		8	1	11%	9
GLEN FALLS HOSPITAL DEPARTMENT OF PATHOLOGY		8	1	11%	9
OSWEGO HOSPITAL LABORATORY		8	1	11%	9
SV DIAGNOSTIC LAB			9	100%	9
HEALTHY MINORS PEDIATRIC URGENT CARE		7	2	22%	9
PONTE VEDRA PLASTIC SURGERY		9			9
ADVENTHEALTH MEDICAL GROUP FAMILY AND INTERNAL		8	1	11%	9
EP LTC PHARMACY		7	2	22%	9
FLORIDA HOSPITAL WINTER PARK		7	2	22%	9
CITYMD		1	8	89%	9
FLORIDA HEART AND VASCULAR MULTISPECIALTY GROUP		8	1	11%	9
Nashville Central Laboratory		9			9
HACKENSACK UNIV MED CTR-PATHOLOGY DEPT		8			8
PUTNAM COUNTY EMERGENCY RESCUE SERVICE		5	3	38%	8
WEXFORD HEALTH SOURCES INC		8			8

COVID-19: testing by laboratory

Data through May 25, 2021 verified as of May 26, 2021 at 09:25 AM

Data in this report are provisional and subject to change.

The numbers in the table below represent the number of Florida and non-Florida residents for whom test results were received by the Department of Health. A person can be tested by more than one laboratory and can have both positive and negative results. **Therefore, the sum of the numbers in each column will be larger than the total number of people tested.**

Reporting lab	Inconclusive	Negative	Positive	Percent positive	Total
COMPASSION PEDIATRIC URGENT CARE LLC		2	6	75%	8
COMPASSION PEDIATRICS		3	5	63%	8
PBC FOUNDCARE INC			8	100%	8
CVS SC2250POCT COLUMBIA		8			8
YORK HOSPITAL: MICROBIOLOGY			8	100%	8
ADVENTHEALTH CAR CENTER APOPKA			8	100%	8
CVS AZ9210POCT SCOTTSDALE		8			8
LAB UNKNOW		6	2	25%	8
THE WOLFF CENTER FOR CHILD & ADOLESCENT HEALTH			8	100%	8
CVS NC7057POCT SHELBY		6	2	25%	8
MINUTE-CLINIC DIAGNOSTIC OF VIRGINIA, LLC #794		7	1	13%	8
MINUTECLINIC DIAGNOSTIC OF KENTUCKY		8			8
LOUISIANA DEPT OF HEALTH			8	100%	8
BEECHTREE MOLECULAR LAB LLC			8	100%	8
PAUL GRECO MD CONCIERGE MEDICAL SERVICES PL		8			8
LIFE CARE CITRUS COUNTY			8	100%	8
INTERNAL MEDICINE AND AESTHETICS OF NAPLES LLC		8			8
MINUTECLINIC, LLC #1796		7	1	13%	8
DOCTOR'S IN-HOUSE LAB/COMMUNITY HEALTH CENTERS OF PINELLAS – CLEARWATE			8	100%	8
SOUTHEAST GEORGIA HEALTH SERVICES, LLC		8			8
BENEVA LAKES HEALTHCARE & REHAB CENTER			8	100%	8
SLOPESIDE LABS AND TESTING, LLC - THE HIDEOUT AT BUTTERMILK MOUNTAIN		8			8
Rutgers Health Rwj University Hospital - Laboratory		5	3	38%	8
MCR HEALTH LAWTON CHILES ADMINISTRATION STE A		1	7	88%	8
FOUNTAINVIEW BY FIVE STAR QUALITY CARE		7	1	13%	8
The Grand at Rome Nursing and Rehabiltation		8			8
X-GENE MOLECULAR LABS		1	7	88%	8
ADVANCED RESEARCH FOR HEALTH IMPROVEMENT		6	2	25%	8
ENTRUST IMMEDIATE CARE			8	100%	8
HERNANDO PASCO HOSPICE INC		7	1	13%	8
MEDEXPRESS URGENT CARE - HUNTINGTON WE		8			8
ATLANTIC CONSOLIDATED LABORATORY		8			8
HARBORCHASE OF DR PHILLIPS		7	1	13%	8
MID-HUDSON VALLEY DIVISION OF WESTCHESTER MEDICAL		8			8
MARTHA A PRICE MD PA		3	5	63%	8
JX REF LAB			8	100%	8
CAPRONA GROUP HOME		2	6	75%	8
VIERA PEDIATRICS		2	6	75%	8
DOCTOR'S IN HOUSE LAB			8	100%	8
CVS PA813POCT RICHBORO		8			8
MAGNOLIA PEDIATRICS GROUP LLC			8	100%	8
LEVY COUNTY SHERRIF'S DEPT			8	100%	8
CVS HEALTH, #1994		6	2	25%	8
MINUTECLINIC, LLC #03965		8			8
ALLINA HEALTH - ABBOTT NORTHWESTERN HOSPITAL		5	3	38%	8
MINUTECLINIC DIAG OF IND, LLC #6910		8			8
MINUTECLINIC DIAGNOSTIC OF OHIO #7790		6	2	25%	8

COVID-19: testing by laboratory

Data through May 25, 2021 verified as of May 26, 2021 at 09:25 AM

Data in this report are provisional and subject to change.

The numbers in the table below represent the number of Florida and non-Florida residents for whom test results were received by the Department of Health. A person can be tested by more than one laboratory and can have both positive and negative results. **Therefore, the sum of the numbers in each column will be larger than the total number of people tested.**

Reporting lab	Inconclusive	Negative	Positive	Percent positive	Total
CVS IN6713POCT BLOOMINGTON		8			8
SARAH LAWRENCE COLLEGE HEALTH SERVICES		8			8
HOLY NAME MEDICAL CENTER	1	6	1	13%	8
MINUTECLINIC DIAGNOSTIC OF VIRGINIA, LLC		8			8
PHYSICIANS FOR CHILDREN			8	100%	8
DORAL URGENT CARE			8	100%	8
CIGNA ONSITE HEALTH LLC		2	6	75%	8
Florida Clinical Laboratory		1	7	88%	8
ST. JOSEPH HOSPITAL AND HEALTH CARE INC.			8	100%	8
LONGWOOD FAMILY MEDICINE	2		6	75%	8
GENEUS DIAGNOSTICS			8	100%	8
CONSULATE HEALTH CARE	7		1	13%	8
CVS CT750POCT ENFIELD	8				8
CVS IN6654POCT INDIANAPOLIS	7		1	13%	8
MINUTECLINIC, LLC #05038	8				8
AIRCARE INTERNATIONAL	7		1	13%	8
NOVADX	2		6	75%	8
Jewish Home of Rochester	8				8
BROWNE MEDICAL LLC	6		2	25%	8
INTERNAL MEDICINE ASSOCIATES OF JACKSON HOSPITAL			8	100%	8
MEDEXPRESS URGENT CARE - YORK	5		3	38%	8
FLORIDA DIGESTIVE AND LIVER SPECIALISTS	7		1	13%	8
MINUTECLINIC MINUTECLINIC #921	7		1	13%	8
DEPARTMENT OF HEALTH- CITRUS COUNTY	1		7	88%	8
GEISINGER MEDICAL CENTER	2		6	75%	8
OHIO DEPARTMENT OF HEALTH			8	100%	8
WHITE SANDS OUTPATIENT SERVICES (WSOP SERVICES LLC	8				8
EXECUTIVE MEDICAL SERVICES	8				8
DR. PHILLIPS MEDICAL WELLNESS CENTER	4		4	50%	8
MINUTECLINIC DIAGNOSTIC OF VIRGINIA, LLC #1980	6		2	25%	8
MEDEXPRESS URGENT CARE - CULPEPER	8				8
DOH JACKSONVILLE CENTRAL LABORATORY	3		5	63%	8
PARTNERS PHARMACY OF FLORIDA LLC	8				8
HENDRY REGIONAL CONVENIENT CARE CENTER			8	100%	8
SHEEPSHEAD BAY URGENT CARE	8				8
TERENCE B MITCHELL MD, INC	4		4	50%	8
PREMIER MEDICAL CLINIC	6		2	25%	8
MINUTECLINIC DIAG OF IND, LLC #6648	6		2	25%	8
UNIVERSITY OF WASHINGTON MEDICAL CENTER			8	100%	8
MEDEXPRESS URGENT CARE - TARENTUM	6		2	25%	8
SEA LEVEL LABS			8	100%	8
FLORIDA DIGESTIVE AND LIVER SPECIALIST	8				8
MEDEXPRESS URGENT CARE - CLARKSBURG	7		1	13%	8
PROVIDENCE LABORATORY SERVICES	8				8
NORTHSIDE HOSPITAL- CHEROKEE	6		2	25%	8
HEALTHMARK REGIONAL HOSPITAL LAB	4		4	50%	8
MEDEXPRESS URGENT CARE - BLUEFIELD	7		1	13%	8

COVID-19: testing by laboratory

Data through May 25, 2021 verified as of May 26, 2021 at 09:25 AM

Data in this report are provisional and subject to change.

The numbers in the table below represent the number of Florida and non-Florida residents for whom test results were received by the Department of Health. A person can be tested by more than one laboratory and can have both positive and negative results. **Therefore, the sum of the numbers in each column will be larger than the total number of people tested.**

Reporting lab	Inconclusive	Negative	Positive	Percent positive	Total
FHCP-ORANGE CITY			8	100%	8
CVS MD4371POCT OCEAN CITY		8			8
PANCARE HEALTH - KATE SMITH ELEMENTARY		1	7	88%	8
Northport VAMC		8			8
FLORIDA DEPARTMENT OF HEALTH IN SARASOTA COUNTY		7	1	13%	8
FHMG_FM AND IM AVALON PARK		2	6	75%	8
ALL CHILDREN'S HOSPITAL		1	7	88%	8
HUNTINGTON VILLAGE URGENT CARE		8			8
ORMOND BEACH CENTRA CARE			8	100%	8
MEDEXPRESS URGENT CARE, BUTLER		5	3	38%	8
BIOTECH PHARMACEUTICAL GROUP LLC			8	100%	8
CVS PA1296POCT DREXEL HILL		6	2	25%	8
KIS URGENT CARE			8	100%	8
PRIMBIO RESEARCH INSTITUTE LLC		8			8
PALM BEACH COUNTY HEALTH DEPARTMENT LABORATORY			8	100%	8
MEDEXPRESS URGENT CARE - MT LEBANON		5	3	38%	8
CLAY PRIMARY & FAMILY CARE LLC			8	100%	8
CVS ME329POCT PORTLAND		8			8
CVS IL8750POCT CHICAGO		6	2	25%	8
CVS OH2543POCT CANFIELD		5	3	38%	8
MEDEXPRESS URGENT CARE - HOLLINS		8			8
BARTON PARKER OD PC		8			8
SYLVESTER AT PLANTATION LABORATORY		7	1	13%	8
CHIEFLAND MEDICAL CENTER		1	7	88%	8
VENTURA HEALTH AND REHABILITATION CENTER		7	1	13%	8
DANIEL M LIBBY MD PLLC		8			8
CVS NJ836POCT RUNNEMEDE		8			8
SOUTHERN CORRECTIONAL MEDICINE LLC		8			8
CVS IN8669POCT INDIANAPOLIS		7	1	13%	8
NORTHDALE REHABILITATION CENTER			8	100%	8
APEX HOME HEALTH CARE		7	1	13%	8
SALINE CARE NURSING & REHABILITATION CENTER		8			8
CVS KY4779POCT LOUISVILLE		6	2	25%	8
WYOMING COUNTY COMMUNITY HOSPITAL LABORATORY		8			8
Edward Hines, Jr. VA Hospital		7	1	13%	8
CARE ATC - CITY OF BOYNTON BEACH	1	2	5	63%	8
BLOOMING GARDENS OF CARE INC		8			8
MEDEXPRESS URGENT CARE MORGANTOWN		8			8
CVS CA9103POCT ESCONDIDO		8			8
ST CHARLES BEND LABORATORY		7	1	13%	8
Robert Wood Johnson University Hospital		6	2	25%	8
TRUSTBRIDGE			8	100%	8
NEW YORK PHYSICIANS LLP		8			8
MINUTECLINIC DIAGNOSTICS OF IND LLC		5	3	38%	8
CVS MA634POCT KINGSTON		6	2	25%	8
LEWIS COUNTY MANOR		8			8
WIREGRASS MEDICAL CENTER			8	100%	8

COVID-19: testing by laboratory

Data through May 25, 2021 verified as of May 26, 2021 at 09:25 AM

Data in this report are provisional and subject to change.

The numbers in the table below represent the number of Florida and non-Florida residents for whom test results were received by the Department of Health. A person can be tested by more than one laboratory and can have both positive and negative results. **Therefore, the sum of the numbers in each column will be larger than the total number of people tested.**

Reporting lab	Inconclusive	Negative	Positive	Percent positive	Total
ST CLOUD PHYSICIAN MANAGMENT LLC		7	1	13%	8
ALLEGRO - TAMPA	1	4	3	38%	8
VERMONT DEPARTMENT OF HEALTH		1	7	88%	8
DIAGNOSTIC CLINIC		7	1	13%	8
TRUE HEALTH		5	3	38%	8
VENICE REGIONAL MEDICAL CENTER			8	100%	8
MEDEXPRESS URGENT CARE MURRYSVILLE		6	2	25%	8
CVS NC5532POCT SUMMERFIELD		8			8
NEOGENOMICS LABORATORIES, INC		8			8
LAKE CONWAY URGENT CARE LLC		2	6	75%	8
MEDEXPRESS - WILMINGTON CONCORD PIKE		7	1	13%	8
CVS PA2582POCT SPRINGFIELD		6	2	25%	8
Enterprise Health and Rehabilitation Center		8			8
CVS NV9841POCT RENO		4	4	50%	8
CVS OH2518POCT COLUMBUS		7	1	13%	8
GOLISANO CHILDREN'S HOSPITAL OF SOUTHWEST FLORIDA		6	2	25%	8
MEDEXPRESS URGENT CARE PORT HURON		7	1	13%	8
GREENVILLE MEMORIAL HOSPITAL LAB			8	100%	8
CAREPOINT CLINIC		5	3	38%	8
MEDEXPRESS URGENT CARE-PASADENA		8			8
WELLIGENT		1	7	88%	8
LOVELACE MEDICAL CENTER		8			8
URGENT TEAM - MUSCLE SHOALS		8			8
CVS SC4122POCT TAYLORS		8			8
CVS KY2332POCT GEORGETOWN		7	1	13%	8
MEDEXPRESS URGENT CARE - GLENDALE		8			8
SURGOINSVILLE PHARMACY		8			8
MEDEXPRESS URGENT CARE - MIDLOTHIAN		7	1	13%	8
CVS SC4382POCT SPARTANBURG		8			8
BAPTIST OUTPATIENT			8	100%	8
MEDEXPRESS URGEN CARE - EAST BRUNSWICK		8			8
GENE STREET LABORATORIES, LLC		6	2	25%	8
MEDEXPRESS URGENT CARE - EWING		8			8
SOMA MEDICAL CENTER PA #3 GREENACRES			8	100%	8
DOTHAN PEDIATRIC CLINIC			8	100%	8
ROBERT WOOD JOHNSON HOSPITAL		7	1	13%	8
MINUTECLINIC DIAG OF IND LLC #1138		7	1	13%	8
CARESOUTH HHA HOLDINGS OF TALLAHASSEE LLC		7			7
LAKE NONA PEDIATRICS IN ASSOCIATION WITH NEMOURS		5	2	29%	7
NU WAVE MEDICAL CENTER			7	100%	7
CVS MA2401POCT MARSHFIELD		6	1	14%	7
MINUTECLINIC DIAGNOSTIC OF OHIO #2964		7			7
CRESTWOOD MEDICAL CENTER		5	2	29%	7
CVS OH10893POCT PARMA		4	3	43%	7
WALGREENS # 04440		6	1	14%	7
PANCARE HEALTH - HOSFORD SCHOOL			7	100%	7
MEDHELP TRUSSVILLE		6	1	14%	7

COVID-19: testing by laboratory

Data through May 25, 2021 verified as of May 26, 2021 at 09:25 AM

Data in this report are provisional and subject to change.

The numbers in the table below represent the number of Florida and non-Florida residents for whom test results were received by the Department of Health. A person can be tested by more than one laboratory and can have both positive and negative results. **Therefore, the sum of the numbers in each column will be larger than the total number of people tested.**

Reporting lab	Inconclusive	Negative	Positive	Percent positive	Total
SAN DIEGO COUNTY PUBLIC HEALTH LAB			7	100%	7
HEALTH CARE LABORATORY SERVICES		1	6	86%	7
Ocoee Health Care Center		7			7
CVS MA929POCT FRANKLIN		7			7
YAZJI PEDIATRIC CARE LLC DBA TUKA PEDIATRICS			7	100%	7
SPRINGHILL MEMORIAL HOSPITAL		7			7
SOUTHEAST GEORGIA HEALTH SYSTEM, INC D		7			7
ABBEY MANOR RETIREMENT RESIDENCE INC		7			7
The Oaks of Clearwater		7			7
EL PARAISO HOME INC		7			7
CVS PA2687POCT EXTON		7			7
COMPLETE FAMILY CARE, LLC/UNIVERSITY OF SAINT MARY		7			7
IRL MARKET LAB			7	100%	7
CVS MA2600POCT WEYMOUTH		6	1	14%	7
MINUTECLINIC, LLC #1431		6	1	14%	7
ADVENTHEALTH MEDICALGROUP PEDIATRICS AT ORLANDO		7			7
MINUTECLINIC DIAGNOSTIC OF OHIO #6192		7			7
FLORIDA PREMIER MEDICAL CARE PA			7	100%	7
SUPERIOR RESIDENCES AT CALA HILLS		7			7
Hiawatha Care Center		7			7
DALLAS COUNTY HEALTH AND HUMAN SERVICES			7	100%	7
MEDEXPRESS URGENT CARE - PRINCETON		6	1	14%	7
QUE		4	3	43%	7
MINUTECLINIC, LLC (CLINIC 10928)		7			7
DEPARTMENT OF HEALTH AND HUMAN SERVICES STATE OF NEW HAMPSHIRE			7	100%	7
WATAUGA MEDICAL CENTER		4	3	43%	7
BRADENTON PHYSICIANS MEDICAL CENTER			7	100%	7
MORGAN STANLEY HEALTH CENTER		7			7
CVS OH3080POCT HUBER HEIGHTS		6	1	14%	7
PURECARE PHARMACY		6	1	14%	7
MINUTECLINIC DIAG OF IND, LLC #6472		7			7
MINUTECLINIC MINUTECLINIC #3665		7			7
MINUTECLINIC DIAG OF IND LLC #6840		6	1	14%	7
MOUNT SINAI BROOKLYN LABORATORY		6	1	14%	7
LEE COUNTY HEALTH DEPARTMENT		4	3	43%	7
CVS PA5241POCT CHALFONT		7			7
DOTHAN WEST FAMILY MEDICINE		5	2	29%	7
CVS GA5622POCT DALLAS		5	2	29%	7
DELAWARE DEPARTMENT OF HEATH		6	1	14%	7
PENINSULA CARE AND REHABILITATION CENTER			7	100%	7
LYNMOORE,THE		7			7
MEDEXPRESS - COLLINSVILLE BELT LINE		5	2	29%	7
VICTORIAN MANOR		2	5	71%	7
CAPITAL HEALTH PLAN LABORATORIES			7	100%	7
LAKE CITY CORRECTIONAL FACILITY			7	100%	7
MEDEXPRESS URGENT CARE-NESHANNOCK TWP		6	1	14%	7
NORTH FLORIDA MEDICAL CENTERS INC		1	6	86%	7

COVID-19: testing by laboratory

Data through May 25, 2021 verified as of May 26, 2021 at 09:25 AM

Data in this report are provisional and subject to change.

The numbers in the table below represent the number of Florida and non-Florida residents for whom test results were received by the Department of Health. A person can be tested by more than one laboratory and can have both positive and negative results. **Therefore, the sum of the numbers in each column will be larger than the total number of people tested.**

Reporting lab	Inconclusive	Negative	Positive	Percent positive	Total
COVID TESTING LLC			7	100%	7
CVS OH3329POCT LAKEWOOD		6	1	14%	7
MANATEE PEDIATRICS			7	100%	7
MIDDLEBURG VA CBOC		5	2	29%	7
RIVER OAKS TREATMENT CENTER			7	100%	7
FLORIDA CANCER SPECIALISTS & RESEARCH INSTITUTE		6	1	14%	7
LIZS ADULT CARE		7			7
CVS GA5637POCT VILLA RICA		6	1	14%	7
CAMELLIA AT DEERWOOD		2	5	71%	7
JUPITER ISLAND PUBLIC SAFETY		5	2	29%	7
TESTD			7	100%	7
FLORIDA HOSPITAL APOPKA		6	1	14%	7
GUTHRIE CORNING HOSPITAL LABORATORY		7			7
DOCTOR'S IN-HOUSE LAB/COMMUNITY HEALTH CENTERS OF PINELLAS –PINELLAS P			7	100%	7
OCALA FAMILY MEDICAL CENTER		7			7
BROOKDALE LAKE ORIENTA			7	100%	7
MD NOW MEDICAL CENTER			7	100%	7
MINUTECLINIC DIAGNOSTIC OF NEVADA-9586		6	1	14%	7
CVS TN7698POCT KNOXVILLE		7			7
ADVENTHEALTH MEDICAL GROUP ADULT AND SENIOR HEALTH		2	5	71%	7
BALTIMORE CITY HEALTH DEPT COMMUNICABLE DISEASES AND EPIDEMIOLOGY			7	100%	7
CVS IN7653POCT EVANSVILLE		6	1	14%	7
CVS MA957POCT WEST SPRINGFIELD		7			7
BLACK STALLION WALK IN AND EXERCISE CLINICS LLC		4	3	43%	7
HELIX MEDICAL CENTERS		1	6	86%	7
ADVENT HEALTH APOPKA		3	4	57%	7
CVS TX8322POCT AUSTIN		7			7
MIAMI RESCUE MISSION CLINIC INC			7	100%	7
MEDEXPRESS URGENT CARE-HERSHEY		6	1	14%	7
NYU WINTHROP HOSPITAL PATHOLOGY		7			7
NOVANT HEALTH INPATIENT CARE		2	5	71%	7
MINUTE CLINIC DIAGNOSTIC OF VIRGINIA, LLC #6292		6	1	14%	7
ALL4KIDZ PEDIATRICS LLC		4	3	43%	7
CVS SC5550POCT CLOVER		6	1	14%	7
MINUTE CLINIC LLC #1831		7			7
UPMC HEALTH SYSTEM		4	3	43%	7
ADVENTHEALTH CELEBRATION EMPLOYEE CLINIC		7			7
SUNSHINE LABORATORY LLC		7			7
CARENOW URGENT CARE-SOUTHLAKE			7	100%	7
LEPE'S HOUSE			7	100%	7
MEDEXPRESS URGENT CARE - LOGAN		7			7
NEMOURS CHILDRENS, LAKE NONA			7	100%	7
MEDEXPRESS URGENT CARE PENNSVILLE		5	2	29%	7
CVS MI8049POCT WATERFORD		6	1	14%	7
APC PEDIATRICS			7	100%	7
FLORIDA DEPARTMENT OF HEALTH IN MIAMI DADE COUNTY		5	2	29%	7
PARADISE VILLA ALF INCORPORATED		7			7

COVID-19: testing by laboratory

Data through May 25, 2021 verified as of May 26, 2021 at 09:25 AM

Data in this report are provisional and subject to change.

The numbers in the table below represent the number of Florida and non-Florida residents for whom test results were received by the Department of Health. A person can be tested by more than one laboratory and can have both positive and negative results. **Therefore, the sum of the numbers in each column will be larger than the total number of people tested.**

Reporting lab	Inconclusive	Negative	Positive	Percent positive	Total
CVS SC5479POCT INDIAN LAND		6	1	14%	7
MEDEXPRESS - NEW CASTLE, DUPONT HWY		6	1	14%	7
MEDEXPRESS - NEWARK		7			7
CVS NM8918POCT ALBUQUERQUE		7			7
EASTSIDE MEDICAL CENTER		6	1	14%	7
DOCTORS HOSPITAL OF AUGUSTA		7			7
MEDEXPRESS URGENT CARE, CHAMBERSBURG		6	1	14%	7
PERSONAL PHYSICIAN CARE PA			7	100%	7
CVS MA447POCT NORTHAMPTON		5	2	29%	7
KANSAS DEPARTMENT OF HEALTH		2	5	71%	7
MINUTECLINIC DIAG OF IND LLC #6998		6	1	14%	7
CVS CA9751POCT AGOURA		7			7
MINUTECLINIC DIAGNOSTIC OF WISCONSIN, LLC		6	1	14%	7
MEDEXPRESS URGENT CARE-DUBOIS		7			7
WELLMED AT FORT PIERCE		5	2	29%	7
PIEDMONT FAYETTE HOSPITAL		5	2	29%	7
GRACE REHABILITATION CENTER OF VERO BEACH		4	3	43%	7
Thermopolis Rehabilitation Wellness		7			7
Mitchell Hollingsworth Nursing and Rehab		7			7
NEMOURS CHILDREN'S HOSPITAL			7	100%	7
THE PALMS REHABILITATION AND HEALTHCARE CENTER		5	2	29%	7
PEDIATRICS URGENT CARE, LLC			7	100%	7
CVS NJ837POCT MARLTON		7			7
TREASURE COAST INFECTIOUS DISEASE CONSULTANTS		4	3	43%	7
PALM BEACH DIGESTIVE ASSOCIATES			7	100%	7
FLORIDA HOSPITAL KISSIMMEE		4	3	43%	7
OCALA REGIONAL KIDNEY CENTER EAST		2	5	71%	7
GRACE WELLNESS CENTER LLC		6	1	14%	7
CVS NH6596POCT HAMPTON		7			7
NON-US			7	100%	7
KINGSTON RESIDENCE OF MARION		7			7
CARENOW URGENT CARE-MADISON		7			7
BELL-MINOR HOME		7			7
FRESENIUS KIDNEY CARE FORT WALTON BEACH			7	100%	7
BAYCARE MEDICAL GROUP, INC		6	1	14%	7
ECLRS		2	5	71%	7
NIBHA MEDIRATTA MD PL			7	100%	7
LAWTON CHILES HEALTH CENTER		1	6	86%	7
MINUTECLINIC DIAGNOSTIC OF OHIO #6147		6	1	14%	7
CVS IL5797POCT CAROL STREAM		7			7
HOLY GARDEN ALF, INC.		7			7
GARDENS PEDIATRICS			7	100%	7
MINUTECLINIC LLC (2335)		6	1	14%	7
MIAMI BEACH COMMUNITY HEALTH CENTER INC			7	100%	7
USCG SECTOR ST PETE		3	4	57%	7
CVS IL8744POCT BROOKFIELD		7			7
CENTRAL JERSEY URGENT CARE OF BROWN MI		7			7

COVID-19: testing by laboratory

Data through May 25, 2021 verified as of May 26, 2021 at 09:25 AM

Data in this report are provisional and subject to change.

The numbers in the table below represent the number of Florida and non-Florida residents for whom test results were received by the Department of Health. A person can be tested by more than one laboratory and can have both positive and negative results. **Therefore, the sum of the numbers in each column will be larger than the total number of people tested.**

Reporting lab	Inconclusive	Negative	Positive	Percent positive	Total
EXPICARE NURSING AGENCY, INC		5	2	29%	7
BETHESDA COMMUNITY HEALTH CENTER			7	100%	7
DEVANSH LAB WERKS		1	6	86%	7
COMMUNITY HEALTH CENTERS OF PINELLAS, INC		4	3	43%	7
CVS NH1004POCT SALEM		6	1	14%	7
Englewood Health Care Center		7			7
WILDLIGHT LAB			7	100%	7
CVS PA1379POCT LANSDALE		6	1	14%	7
CRITICAL MASS GATHERING MEDICINE PLLC		7			7
CVS NE5714POCT OMAHA		6	1	14%	7
TAMPA FAMILY HEALTH CENTER		1	6	86%	7
HEARTLAND PEDIATRICS OF LAKE PLACID			7	100%	7
GENTRY PARK ORLANDO ASSISTED LIVING		6	1	14%	7
GAINESVILLE PEDIATRIC ASSOCIATES		1	6	86%	7
Parkside Villa		7			7
CVS CA8850POCT HUNTINGTON BEACH		6	1	14%	7
SOUTH COM HEALTH CLINIC, DEPT. OF THE ARMY		7			7
Bon Secours Place		6	1	14%	7
FAMILY MEDICINE MEDICAL DRIVE		7			7
KENDALL REGIONAL MEDICAL CNTR			7	100%	7
IAN C BOYKIN MD		4	3	43%	7
DIXIE COUNTY EMERGENCY SERVICES		1	6	86%	7
CVS MINUTE CLINIC DIAGNOSTIC OF TEXAS		6	1	14%	7
PALM GARDEN OF SUN CITY			7	100%	7
MEDEXPRESS URGENT CARE - WEIRTON		7			7
DELTONA VA CBOC		6	1	14%	7
MEDEXPRESS URGENT CARE-SCOTT TOWNSHIP		6	1	14%	7
NELSON BIOLOGICAL			7	100%	7
Lenox on the Lake			7	100%	7
EASTERN FLORIDA STATE COLLEGE – PALM BAY CAMPUS☐			7	100%	7
GALLUP INDIAN MEDICAL CENTER		7			7
Wilkes-Barre VAMC		7			7
FARRIOR FACIAL PLASTIC SURGERY		7			7
PELICAN LANDING		1	6	86%	7
BETH ISRAEL DEACONESS MEDICAL CENTER			7	100%	7
MAXHEALTH		5	2	29%	7
CVS TN6414POCT SMYRNA		5	2	29%	7
MEDEXPRESS URGENT CARE - BECKLEY		5	2	29%	7
PRINCETON BMC LABORATORY		6	1	14%	7
AVON PARK PEDIATRICS			7	100%	7
WOMENS CARE FLORIDA LLC		5	2	29%	7
OPTUM PRIMARY CARE - FOUNTAIN OAKS		3	4	57%	7
DIAGNOSTIC & MEDICAL SPECIALISTS OF GREENWICH		5	2	29%	7
POWERS PEDIATRICS			7	100%	7
TITUSVILLE TOWERS ASSISTED LIVING		7			7
KIDS CORNER PEDIATRICS PLLC		6	1	14%	7
METHODIST HEALTHCARE UNIVERSITY HOSPIT		7			7

COVID-19: testing by laboratory

Data through May 25, 2021 verified as of May 26, 2021 at 09:25 AM

Data in this report are provisional and subject to change.

The numbers in the table below represent the number of Florida and non-Florida residents for whom test results were received by the Department of Health. A person can be tested by more than one laboratory and can have both positive and negative results. **Therefore, the sum of the numbers in each column will be larger than the total number of people tested.**

Reporting lab	Inconclusive	Negative	Positive	Percent positive	Total
DOCTORS CLINICAL LABORATORY, INC		5	2	29%	7
DOCTORS OFFICE OF NEW JERSEY		7			7
TRUE HEALTH DIAGNOSTICS		1	6	86%	7
BOONE DRUG & HEALTHCARE AT DEERFIELD			7	100%	7
MEDEXPRESS URGENT CARE-MUNCIE		7			7
ST. LUCIE COUNTY HEALTH DEPARTMENT		5	2	29%	7
CAPE REGIONAL URGENT CARE		7			7
PROGRESS PHARMACY INC		2	5	71%	7
CVS NJ2815POCT E BRUNSWICK		5	2	29%	7
PEDIATRICS OF CENTRAL FLORIDA		5	2	29%	7
Kennedy University Hospital		6	1	14%	7
PENN MEDICINE PRINCETON MEDICAL CENTER		6	1	14%	7
MANATEE MEMORIAL HOSPITAL CLINICAL LABORATORY			7	100%	7
PROHEALTH MED		2	5	71%	7
ORLANDO HEALTH PHYSICIAN GROUP			6	100%	6
MINUTECLINIC DIAGNOSTIC OF TEXAS, LLC #7435		4	2	33%	6
CVS NE8615POCT LINCOLN		5	1	17%	6
TEXAS MEDCLINIC			6	100%	6
MEDEXPRESS URGENT CARE - ROCKAWAY		6			6
WG WINDSOR WOODS SH LLC		6			6
GENESIS FAMILY PRACTICE		3	3	50%	6
FHPG FAMILY MEDICAL CENTER OF TAMPA BAY		1	5	83%	6
CLINICAL ASSOCIATES OF ORLANDO LLC		6			6
ARC POINT LABS OF AUSTIN NORTH			6	100%	6
NORTHPORT MEDICAL CENTER LAB		6			6
PENN NURSING CENTER		6			6
CARNEGIE HILL PEDIATRICS LLP		5	1	17%	6
Oakwood - North Baldwins Center for Living		6			6
GOPATH LABORATORIES			6	100%	6
CVS GA2279POCT SUWANEE		6			6
HILLSBOROUGH COUNTY HEALTH DEPARTMENT			6	100%	6
MIZELL MEMORIAL HOSPITAL			6	100%	6
GENEVA GENERAL HOSPITAL LABORATORY		4	2	33%	6
QUATRACOR PLLC		6			6
ARLINGTON OF NAPLES		6			6
STVHCS - Dental Outpatient Clinic		6			6
Northwell Lab		2	4	67%	6
PARADIGM LABORATORIES			6	100%	6
PRINCIPLE HOSPICE SERVICE, LLC		1	5	83%	6
RANDOLPH COUNTY HEALTH & REHABILITATIO		6			6
ADERHOLT MEDICAL, LLC		6			6
JERSEY SHORE MEDICAL CENTER		6			6
SOUTHERN OCEAN MEDICAL CENTER		6			6
CVS OH3393POCT AURORA		5	1	17%	6
IMA MEDICAL CENTER OF WEST TAMPA		3	3	50%	6
WALGREENS #11378		6			6
MEDEXPRESS URGENT CARE - FREDERICK		6			6

COVID-19: testing by laboratory

Data through May 25, 2021 verified as of May 26, 2021 at 09:25 AM

Data in this report are provisional and subject to change.

The numbers in the table below represent the number of Florida and non-Florida residents for whom test results were received by the Department of Health. A person can be tested by more than one laboratory and can have both positive and negative results. **Therefore, the sum of the numbers in each column will be larger than the total number of people tested.**

Reporting lab	Inconclusive	Negative	Positive	Percent positive	Total
CVS CA9823POCT SACRAMENTO		6			6
CULLMAN REGIONAL URGENT CARE		5	1	17%	6
CAREWELL 301 - WARWICK			6	100%	6
VA OUTPATIENT PHARMACY			6	100%	6
ATLANTIC COMMUNITY HIGH SCHOOL		5	1	17%	6
Park Ridge Nursing Center		3	3	50%	6
CVS OK6225POCT EDMOND		6			6
Madison Health & Rehabilitation		6			6
MAXCARE CLINIC			6	100%	6
CVS MINUTE CLINIC DIAGNOSTIC MED GRP	6				6
MEDEXPRESS URGENT CARE - MBURG COMMONS	5		1	17%	6
ELIAS KANAAN MD PA	6				6
MEDICAL CENTER AT OCEAN REEF	1		5	83%	6
Army Residence Community	5		1	17%	6
MINUTECLINIC DIAG OF IND, LLC #6483	4		2	33%	6
MED EXPRESS URGENT CARE PC - MARYLAND	5		1	17%	6
CAREMOUNT MEDICAL PC	6				6
EXCEL URGENT CARE OF NJ, LLC	4		2	33%	6
MEDEXPRESS URGENT CARE - CHERRY HILL	6				6
OCHSNER MEDICAL CENTER			6	100%	6
MINUTECLINIC DIAGNOSTIC OF NH, LLC (CL	5		1	17%	6
LOS ALAMOS NATIONAL LABORATORY	6				6
RIVERVIEW ALF OPERATOR LLC	1		5	83%	6
LAKEVIEW TERRACE HOME HEALTH SERVICES LLC			6	100%	6
CVS PA2688POCT COLLEGEVILLE	6				6
CVS MO5655POCT LIBERTY	3		3	50%	6
MEDEXPRESS URGENT CARE - ELM GROVE	5		1	17%	6
MEDEXPRESS URGENT CARE - WILKES BARRE	5		1	17%	6
GUTHRIE MEDICAL GROUP LABORATORIES	6				6
ADVENT HEALTH MEDICAL GROUP	5		1	17%	6
UT SOUTHWESTERN MEDICAL CENTER			6	100%	6
ADVENT HEALTH - TUSKAWILLA	4		2	33%	6
PIEDMONT NEWNAN HOSPITAL	5		1	17%	6
FIRST COAST CARDIOVASCULAR INSTITUTE PA			6	100%	6
MEDEXPRESS URGENT CARE - VINELAND S MA	6				6
APALACHEE CENTER INC	4		2	33%	6
MINUTECLINIC DIAGNOSTIC OF OHIO #6139	6				6
JOSEF SCHENKER, MD, PC	6				6
MEDNOW URGENT CARE	3		3	50%	6
UF HEALTH PATHOLOGY LABORATORIES			6	100%	6
MOBILE HEALTH MEDICAL SERVICES PC	6				6
COMPUNET CLINICAL LAB			6	100%	6
CVS MO10053POCT SAINT PETERS	6				6
Hunterdon Medical Center Laboratory	6				6
PALMETTO HEALTH ALLIANCE	3		3	50%	6
FIFTH AVENUE PEDIATRICS	3		3	50%	6
MEDEXPRESS URGENT CARE - KOKOMO	6				6

COVID-19: testing by laboratory

Data through May 25, 2021 verified as of May 26, 2021 at 09:25 AM

Data in this report are provisional and subject to change.

The numbers in the table below represent the number of Florida and non-Florida residents for whom test results were received by the Department of Health. A person can be tested by more than one laboratory and can have both positive and negative results. **Therefore, the sum of the numbers in each column will be larger than the total number of people tested.**

Reporting lab	Inconclusive	Negative	Positive	Percent positive	Total
CVS IN6572POCT INDIANAPOLIS		6			6
AMERICAN MEDICAL RESPONSE - DENVER		3	3	50%	6
PATHGROUP LABS, LLC		4	2	33%	6
MC DIAGNOSTIC OF CONNECTICUT, PC #252		5	1	17%	6
MINUTECLINIC LLC #5041		2	4	67%	6
PALM HARBOR DERMATOLOGY		4	2	33%	6
QUENTIN N BURDICK MEMORIAL HEALTH CARE		6			6
CVS MA1094POCT GREENFIELD		6			6
ELEVATION HEALTH LABORATORY		6			6
RADEAS			6	100%	6
REGIONAL MEDICAL CENTER BAYONET POINT			6	100%	6
CVS AZ5026POCT MESA		6			6
AMERICAN EAGLE LEESBURG AL LLC DBA VISTA LAKE			6	100%	6
DISCOVERY VILLAGE AT DEERWOOD			6	100%	6
MINUTECLINIC, DIAGNOSTIC OF TEXAS, LLC		6			6
BROWARD COUNTY HEALTH DEPT.			6	100%	6
VA Boston HCS-West Roxbury Division		5	1	17%	6
SOUTHEASTERN DERMATOLOGY GROUP PA		5	1	17%	6
WALGREENS SARASOTA		5	1	17%	6
UNILAB		2	4	67%	6
ENCOMPASS HEALTH REHABILITIATION HOSPITAL OF NORTH		6			6
BNR PHARMACY INC		6			6
RURAL HEALTH CARE INC			6	100%	6
PUBLIC HEALTH LAB		6			6
ELITE MD GROUP INC		2	4	67%	6
MINIUTECLINIC DIAG OF IND, LLC #6553		6			6
MORRIS HALL/ST JOSEPH NURSING CENTER		6			6
QUALITY MEDICAL CARE			6	100%	6
CDRX INFUSION			6	100%	6
HOLLY HILL HOME INFUSION SERVICE		5	1	17%	6
ENIGMA DIAGNOSTIC, INC.			6	100%	6
NORTH FLORIDA PEDIATRICS JASPER			6	100%	6
REDMED OF CROSSTOWN		3	3	50%	6
RIVER CITY PRIMARY AND URGENT CARE			6	100%	6
ALLEGRO FLEMING ISLAND		1	5	83%	6
CVS NJ2508POCT MANALAPAN		6			6
AARK LABORATORY		6			6
QUICK CARE MED WALK IN AND URGENT CARE			6	100%	6
FAMILY TREE PRIMARY CARE		5	1	17%	6
MINUTECLINIC DIAGNOSTIC OF MICHIGAN, P		6			6
MARIANNA CBOC		6			6
CENTRAL FLORIDA PRIMARY CARE			6	100%	6
LPG COCONUT POINT - FAMILY/ INTERNAL MEDICINE		6			6
CURATIVE CARE CENTER INC		1	5	83%	6
MEDEXPRESS URGENT CARE - SUMMERSVILLE, WEBSTER RD		6			6
WELLMED AT APOLLO BEACH BLVD		4	2	33%	6
TULLAHOMA HMA, LLC		5	1	17%	6

COVID-19: testing by laboratory

Data through May 25, 2021 verified as of May 26, 2021 at 09:25 AM

Data in this report are provisional and subject to change.

The numbers in the table below represent the number of Florida and non-Florida residents for whom test results were received by the Department of Health. A person can be tested by more than one laboratory and can have both positive and negative results. **Therefore, the sum of the numbers in each column will be larger than the total number of people tested.**

Reporting lab	Inconclusive	Negative	Positive	Percent positive	Total
FLORIDA DEPARTMENT OF HEALTH SEMINOLE COUNTY		1	5	83%	6
LUMADOC HEALTH		4	2	33%	6
WAKEMED		1	5	83%	6
BROWARD TRANSITIONAL CENTER			6	100%	6
FLORIDA HEALTH CARE PLANS STIRLING CENTER			6	100%	6
PR HEALTH		1	5	83%	6
Advanced Care Center			6	100%	6
FLORIDA HEALTHCARE OF ORLANDO		1	5	83%	6
IVY ROSEN MD PLLC		6			6
RUSH UNIVERSITY MEDICAL CENTER LABORATORY			6	100%	6
ManorCare Rehabilitation Center- Decatur		6			6
ST LUKE'S BOISE REGIONAL MEDICAL CENTER		6			6
ST VINCENTS AMBULATORY CARE INC		3	3	50%	6
URGENT CARE HOUSECALLS PA		5	1	17%	6
AMERICAN HEALTH ASSOC. LABORATORY SOUTH		4	2	33%	6
ST LUKES HOSPITAL LABORATORY		2	4	67%	6
MANORCARE HEALTH SERVICES			6	100%	6
CVS IN5696POCT FORT WAYNE		6			6
XPRESS URGENT CARE LLC		6			6
CHILDREN'S HOSPITAL OF PHILADELPHIA		5	1	17%	6
TAVARES VA COMMUNITY OUTPATIENT CLINIC		5	1	17%	6
ELITE MEDICAL CENTER		1	5	83%	6
Georgiana Health and Rehabilitation, LLC		6			6
ADVENTHEALTH GORDON		5	1	17%	6
MEDEXPRESS URGENT CARE-PITTSFIELD		6			6
CVS NV2928POCT LAS VEGAS		6			6
MEDEXPRESS URGENT CARE - NORTH LITTLE		5	1	17%	6
HUNTERS CREEK PEDIATRICS		6			6
MERCY COLLEGE HEALTH OFFICE		6			6
RAPID MEDLAB (004MO)		5	1	17%	6
CVS AZ33POCT TEMPE		6			6
FAMILY CARE MEDICAL CENTER			6	100%	6
HELIX KH UC		1	5	83%	6
CVS IL8753POCT CHICAGO		6			6
MINUTECLINIC, LLC #07852		5	1	17%	6
RHEA MEDICAL CENTER		6			6
SOLLIS HEALTH			6	100%	6
WELLPATH		5	1	17%	6
ASCENSION ST VINCENT'S CLAY COUNTY			6	100%	6
CVS MN663POCT APPLE VALLEY		5	1	17%	6
THE WINDSOR OF OCALA		2	4	67%	6
MEDEXPRESS URGENT CARE PLEASANT HILLS		5	1	17%	6
PATIENT FIRST - ALLENTOWN			6	100%	6
BAYCARE ALLIANT HOSPITAL			6	100%	6
NORTH OKALOOSA CLINIC CORP		3	3	50%	6
CVS MA1095POCT AMHERST		5	1	17%	6
FLORIDA MEDICAL CLINIC -INTERNAL MED DADE CITY			6	100%	6

COVID-19: testing by laboratory

Data through May 25, 2021 verified as of May 26, 2021 at 09:25 AM

Data in this report are provisional and subject to change.

The numbers in the table below represent the number of Florida and non-Florida residents for whom test results were received by the Department of Health. A person can be tested by more than one laboratory and can have both positive and negative results. **Therefore, the sum of the numbers in each column will be larger than the total number of people tested.**

Reporting lab	Inconclusive	Negative	Positive	Percent positive	Total
DEPARTMENT OF HEALTH AND HUMAN SERVICES DIVISION OF BEHAVIORAL HEALTH		1	5	83%	6
BROOKDALE CLERMONT			6	100%	6
MENORAH MANOR			6	100%	6
Kroger 673 - The Little Clinic Dallas		5	1	17%	6
SMOKY MOUNTAIN URGENT CARE AND FAMILY MEDICINE CENTER			6	100%	6
MEDEXPRESS URGENT CARE SHADYSIDE		5	1	17%	6
CARL R DARNALL ARMY MEDICAL CENTER			6	100%	6
CVS OH2486POCT NILES		4	2	33%	6
MINUTECLINIC, LLC #07876		5	1	17%	6
PREMIER FAMILY HEALTH PA			6	100%	6
PUTNAM HOSPITAL CENTER LABORATORY		6			6
CVS TX7821POCT LEAGUE CITY		6			6
BRIGHT HEALTH CLINIC CORP			6	100%	6
DAVISON HEALTH CENTER WESLEYAN UNIVERS		6			6
COVID RAPID LABS		1	5	83%	6
SANTOS REHABILITATION CENTER INC			6	100%	6
ANTHONY-BROWN PHARMACY		6			6
MINUTECLINIC DIAG OF IND, LLC #8645		6			6
CVS MA920POCT CLINTON		6			6
MINUTECLINIC DIAGNOSTIC OF TN PC #442		4	2	33%	6
BAYSHORE POINTE NURSING AND REHAB CENTER			6	100%	6
WEST COCOA PHARMACY		3	3	50%	6
UW MEDICINE VIROLOGY LAB			6	100%	6
BOCA VIPEDIATRICS			6	100%	6
ADVANCED URGENT CARE OF MARATHON		1	5	83%	6
FIVE TOWNS PREMIER REHABILITATION AND, THE		6			6
CVS NC2771POCT CLAYTON		5	1	17%	6
CLINICAL CARE ASSOCIATES			6	100%	6
CURATIVE TEXAS			6	100%	6
CVS TX10140POCT THE WOODLANDS		5	1	17%	6
PHYSICIANS URGENT CARE BERRY FARMS		4	2	33%	6
Home Health Care Clinic		5	1	17%	6
FLORIDA MEDICAL SPECIALISTS		2	4	67%	6
WOODHULL MEDICAL AND MENTAL HEALTH CTR		6			6
DOCS URGENT CARE		1	5	83%	6
Samuel S. Stratton VAMC		6			6
MARSHALL MEDICAL CENTER SOUTH LAB		5	1	17%	6
TALLAHASSEE MEMORIAL HEALTHCARE			6	100%	6
ALVARO J DANGOND MD PA		4	2	33%	6
SAINT PETER'S UNIVERSITY HOSPITAL		6			6
PANCARE HEALTH - ALTHA PUBLIC			6	100%	6
CELAL GUROL ERBAY, MD			6	100%	6
VALSPAR CHAMPIONSHIP		6			6
CVS MD1515POCT LEONARDTOWN		4	2	33%	6
WILLIAM S MIDDLETON MEMORIAL VET HOSP		6			6
FLEET LANDING			6	100%	6
STARMED FAMILY & URGENT CARE			6	100%	6

COVID-19: testing by laboratory

Data through May 25, 2021 verified as of May 26, 2021 at 09:25 AM

Data in this report are provisional and subject to change.

The numbers in the table below represent the number of Florida and non-Florida residents for whom test results were received by the Department of Health. A person can be tested by more than one laboratory and can have both positive and negative results. **Therefore, the sum of the numbers in each column will be larger than the total number of people tested.**

Reporting lab	Inconclusive	Negative	Positive	Percent positive	Total
TIMBER CREEK PEDIATRICS		6			6
UNILAB OF DADE INC			6	100%	6
FLORIDA WOMAN CARE LABORATORY			6	100%	6
CVS AZ9290POCT PHOENIX		5	1	17%	6
OVIEDO CHILDRENS HEALTH CENTER LLC		1	5	83%	6
SARASOTA IMMEDIATE CARE			6	100%	6
TAMIAMI LAB MILLENIUM			6	100%	6
CVS TX2263POCT SAN ANTONIO		6			6
THE DOCTOR'S OFFICE OF WEST CALDWELL		6			6
CVS IL1170POCT JOLIET		6			6
MINUTECLINIC DIAGNOSTIC OF PA LLC		6			6
CITIZENS BAPTIST MEDICAL CENTERS LAB		5	1	17%	6
MASSACHUSETTS PIRATES, LLC		6			6
UNIVERISTY OF MIAMI			6	100%	6
CAPE REGIONAL URGENT CARE MARMORA		5	1	17%	6
WELLSTAR DOUGLAS HOSPITAL LABORATORY		6			6
Arbors at Marietta		6			6
CONCENTRA			6	100%	6
CVS IL4778POCT EVANSTON		6			6
CVS NATIONAL HARBOR MD2297714CV		6			6
MERCY URGENT CARE			6	100%	6
HEARTLAND HOME HEALTH CARE		6			6
GENTLE MEDICINE ASSOCIATES / DR. REGINE BATAILLE		6			6
MEDEXPRESS URGENT CARE - WAXAHACHIE, N HIGHWAY 77		4	2	33%	6
THE LITTLE CLINIC			6	100%	6
PRESBYTERIAN HOME		6			6
GIEBEIG FAMILY MEDICINE PA			6	100%	6
CONCENTRA - ORLANDO SOUTH II		5	1	17%	6
MEDEXPRESS URGENT CARE - LEDGEWOOD		5	1	17%	6
PLEASANTVILLE OF SEBASTIAN LLC☐			6	100%	6
OURMED		5	1	17%	6
LRHS Southeastern University		4	2	33%	6
UT MEMPHIS UNIVERSITY HEALTH SERVICES			6	100%	6
MCKENZIE-WILLAMETTE MEDICAL CENTER LAB		6			6
SIGNATURE URGENT CARE			6	100%	6
CLINICAL LABORATORIES OF THE BUFFALO		5	1	17%	6
ST BARNABAS HOSPITAL		6			6
CVS IN6605POCT INDIANAPOLIS		5	1	17%	6
St. Josephs Hospital		4	2	33%	6
CVS MA654POCT ACTON		6			6
MIDDLETON PEDIATRICS			5	100%	5
MEDEXPRESS URGENT CARE, MILLCREEK		5			5
PEDIATRICS OF ALTAMONTE		5			5
HAMILTON MEDICAL CENTER LABORATORY		3	2	40%	5
SPRINGHILL SENIOR RESIDENCE		5			5
MEDEXPRESS URGENT CARE - RUNNEMEDE		3	2	40%	5
CVS MINUTE CLINIC		1	4	80%	5

COVID-19: testing by laboratory

Data through May 25, 2021 verified as of May 26, 2021 at 09:25 AM

Data in this report are provisional and subject to change.

The numbers in the table below represent the number of Florida and non-Florida residents for whom test results were received by the Department of Health. A person can be tested by more than one laboratory and can have both positive and negative results. **Therefore, the sum of the numbers in each column will be larger than the total number of people tested.**

Reporting lab	Inconclusive	Negative	Positive	Percent positive	Total
PREMIER PEDIATRICS		1	4	80%	5
HAWTHORNE HEALTH AND REHABILITATION			5	100%	5
ATLANTA PLUS URGENT CARE			5	100%	5
MEDHELP PELHAM		5			5
MINUTECLINIC DIAGNOSTIC OF PENNSYLVANIA, LLD #1545		5			5
ALLIANCE FOR MULTISPECIALTY RESEARCH		5			5
KEYSTONE REHABILITATION AND HEALTH CENTER		1	4	80%	5
FLORIDA HOSPITAL LAKE MARY		5			5
PRECISION DIAGNOSTICS INC - NJ		5			5
VA West Los Angeles Medical Center		5			5
TMH PHYSICIAN PARTNERS SOUTHWOOD		1	4	80%	5
MEDEXPRESS URGENT CARE - BRIDGEVILLE		5			5
ST JOSEPHS BEHAVIORAL HEALTH CENTER			5	100%	5
ST LUCIE COUNTY HEALTH DEPARTMENT		4	1	20%	5
ATLANTIC SURGERY CENTER OF JACKSONVILLE BEACH		5			5
MEDEXPRESS URGENT CARE - BECKLEY CROSS		4	1	20%	5
MEDICAL CENTER OF BLOUNTSTOWN			5	100%	5
MINUTECLINIC #1773		5			5
CLINICAL PATHOLOGY LABORATORIES			5	100%	5
CHAMPLAIN VALLEY PHYSICIANS HOSPITAL		3	2	40%	5
WELLMED AT SOUTH STUART		4	1	20%	5
EGL GENETICS DIAGNOSTICS			5	100%	5
CLEVELAND CLINIC MARTIN HEALTH NURSING & RESTORATIVE		5			5
FAMILY TREE DNA			5	100%	5
UCF STUDENT HEALTH SERVICES LABORATORY		2	3	60%	5
BAPTIST HEALTH - TOWN CENTER			5	100%	5
AUGUSTA HEALTH			5	100%	5
EASTCHESTER PEDIATRIC MEDICAL GROUP		5			5
MINUTE CLINIC DIAGNOSTIC OF KANSAS PA		5			5
VA SALT LAKE CITY HCS		5			5
MEDEXPRESS URGENT CARE - LITTLE ROCK		4	1	20%	5
SOUTH FLORIDA FAMILY HEALTH & RESEARCH CTR			5	100%	5
TANNER MEDICAL CENTER LABORATORY		4	1	20%	5
ADVENTHEALTH MEDICAL GROUP COMMUNITY MEDICINE		4	1	20%	5
CAREMOUNT MEDICAL PC - BEDFORD URGENT		5			5
BOND & STEELE CLINIC PA D/B/A BOND CLINIC PA		5			5
MEDEXPRESS URGENT CARE CHICOPEE		4	1	20%	5
MEDEXPRESS URGENT CARE MARTINSBURG		3	2	40%	5
ADVANCED HEART CARE OF SOUTH FLORIDA		5			5
PREMIER MEDICAL LABORATORY	1	2	2	40%	5
AHC Decatur County		5			5
FINLAY		1	4	80%	5
MEDEXPRESS URGENT CARE- ALLISON PARK		3	2	40%	5
MONTCLAIR STATE UNIV/HLTH & WELLNESS		5			5
CVS NV408817POCT LAS VEGAS		1	4	80%	5
WYOMING PUBLIC HEALTH LAB			5	100%	5
FLORIDA PRIMARY CARE AND SPORTS MEDICINE INC		2	3	60%	5

COVID-19: testing by laboratory

Data through May 25, 2021 verified as of May 26, 2021 at 09:25 AM

Data in this report are provisional and subject to change.

The numbers in the table below represent the number of Florida and non-Florida residents for whom test results were received by the Department of Health. A person can be tested by more than one laboratory and can have both positive and negative results. **Therefore, the sum of the numbers in each column will be larger than the total number of people tested.**

Reporting lab	Inconclusive	Negative	Positive	Percent positive	Total
CAPE COD HOSPITAL			5	100%	5
MEDEXPRESS URGENT CARE-BLOOMFIELD AVEN		4	1	20%	5
PORT ORANGE NURSING & REHAB			5	100%	5
Katherine Luther Residential Healthcare		5			5
COOPER HOSPITAL/UNIVERSITY MEDICAL		5			5
FRESENIUS KIDNEY CARE SOUTH ORLANDO			5	100%	5
IMMERSION RESIDENTIAL LLC			5	100%	5
OMNICARE PHARMACY OFTEXAS 1, LP DBA OMNICARE		5			5
PEDIATRICS OF CENTRAL FLORIDA – POINCIANA		3	2	40%	5
VEIL VALLEY MEDICAL CENTER			5	100%	5
IVY CREEK URGENT CARE OF ENTERPRISE			5	100%	5
CAREHERE LCS- EUSTIS			5	100%	5
BLUETAIL MEDICAL GROUP, LLC		4	1	20%	5
CVS AZ7841POCT TUCSON		5			5
MASSASHUSETTS STATE LAB INSTITUTE		2	3	60%	5
SOUTH FLORIDA URGENT CARE CENTERS, LLC			5	100%	5
UNIVERSITY OF WASHINGTON MEDICAL CENTER (UWMC) EMERGENCY DEPT.			5	100%	5
BROOME COUNTY HEALTH DEPARTMENT		4	1	20%	5
FLAGLER HEALTH SERVICES INC			5	100%	5
OCCMED SOLUTIONS		2	3	60%	5
MD ANDERSON CANCER CENTER DI BAY AREA			5	100%	5
CLINICAL CARE INC			5	100%	5
CVS PA1657POCT YORK		4	1	20%	5
INDIAN RIVER PRIMARY CARE PA		5			5
CULLMAN REGIONAL MEDICAL CENTER		3	2	40%	5
Birchaven		5			5
COMMONS AT ORLANDO LUTHERAN TOWERS SNF			5	100%	5
LABS PLUS LLC		5			5
UNIVERSITY OF CHICAGO MEDICAL CENTER LAB			5	100%	5
AKRON GENERAL MEDICAL CENTER MAIN		5			5
MEDEXPRESS URGENT CARE - SOUTH PARKERSBURG		5			5
SCIENCE CARE			5	100%	5
HELIX DIAGNOSTIX		2	3	60%	5
EDITH NOURSE ROGERS MEMORIAL VAMC		5			5
MEDICAL CENTER ENTERPRISE		1	4	80%	5
MIAMI CANCER INSTITUTE			5	100%	5
Kingston Care Center of Sylvania		5			5
MEDEXPRESS URGENT CARE - DANVILLE		5			5
LIFEGUARD AMBULANCE SERVICE LLC - BAY COUNTY			5	100%	5
WALGREENS #3811		1	4	80%	5
FLORIDA PRIMARY & SPECIALTY CARE		5			5
ADVANCED PEDIATRICS OF BOCA LLC			5	100%	5
ELDER ALTERNATIVES INC		3	2	40%	5
MEDEXPRESS URGENT CARE - MOUNTAIN HOME		4	1	20%	5
PIEDMONT HOSPITAL LAB			5	100%	5
CVS MA217POCT TEWKSBURY		4	1	20%	5
ENT AND ALLERGY ASSOCIATES OF FLORIDA, LLC			5	100%	5

COVID-19: testing by laboratory

Data through May 25, 2021 verified as of May 26, 2021 at 09:25 AM

Data in this report are provisional and subject to change.

The numbers in the table below represent the number of Florida and non-Florida residents for whom test results were received by the Department of Health. A person can be tested by more than one laboratory and can have both positive and negative results. **Therefore, the sum of the numbers in each column will be larger than the total number of people tested.**

Reporting lab	Inconclusive	Negative	Positive	Percent positive	Total
QUEST DIAGNOSTICS PSC		1	4	80%	5
MEMORIAL HOSPITAL OF TAMPA			5	100%	5
WASHINGTON STATE DEPARTMENT OF HEALTH PUBLIC HEALTH LABORATORIES			5	100%	5
PHYSICIANS QUALITY CARE			5	100%	5
CVS MA915POCT BEVERLY		3	2	40%	5
CARENOW URGENT CARE - WINTER SPRINGS		4	1	20%	5
FLORIDA DEPARTMENT OF HEALTH - INVERNESS		3	2	40%	5
MINUTECLINIC DIAG OF IND, LLC #5369		4	1	20%	5
WINCHESTER MEDICAL CENTER			5	100%	5
CVS NC2749POCT CONCORD		5			5
PINES HEALTH MART PHARMACY		5			5
KETTERING HEALTH			5	100%	5
MINUTECLINIC DIAGNOSTIC MED GRP OF SAN		4	1	20%	5
RUSSELL SAGE COLLEGE WELLNESS CENTER		5			5
SAFETY HARBOR SENIOR LIVING			5	100%	5
MEDEXPRESS URGENT CARE LAVALE		5			5
Kroger 449 - The Little Clinic Mountain Park		4	1	20%	5
NOVANT HEALTH UVA		2	3	60%	5
CVS PA1193POCT JENKINTOWN		5			5
SOUTH BEND MEDICAL FOUNDATION			5	100%	5
COPELAND MEDICAL CLINIC		3	2	40%	5
MID - FLORIDA PATHOLOGY LLC		1	4	80%	5
MASSENA HOSPITAL LABORATORY		5			5
UNIVERISTY OF MEMPHIS ATHLETIC TRAINI		5			5
CHILDREN'S HEALTHCARE OF ATLANTA		5			5
GULF COAST VETERANS HCS PANAMA CITY OPC		5			5
MEDEXPRESS URGENT CARE - WALDORF, CRAIN HWY		5			5
REHABILITATION CENTER AT JUPITER GARDENS		5			5
NATURE COAST PRIMARY CARE LAB LLC		1	4	80%	5
ELITE CARE			5	100%	5
HUNT CLUB MEDICAL CARE			5	100%	5
RURAL/METRO MIDSOUTH,		5			5
URGENT CARE OF ERWIN		5			5
LPG PEDIATRICS AT CAPE CORAL		5			5
VA Ann Arbor HCS		4	1	20%	5
FALLSBURG CHAI		5			5
ST JOHN'S RIVERSIDE HOSPITAL		4	1	20%	5
NORTH SHORE HEMATOLOGY-ONCOLOGY ASSOCIATES, PC		5			5
NORTHERN MICHIGAN UNIVERSITY ATHLETICS		5			5
MINNESOTA DEPARTMENT OF HEALTH PUBLIC HEALTH LABORATORY DIVISION	1		4	80%	5
LAKEVIEW HEALTHCARE SYSTEM LLC			5	100%	5
COLUMBIA MEMORIAL HOSPITAL LABORATORY		5			5
MINUTECLINIC, LLC #5707		5			5
URGENT CARE COASTAL GA			5	100%	5
CFP PHYSICIANS GROUP			5	100%	5
MEDEXPRESS URGENT CARE - TULSA, S YALE AVE		5			5
NORTHWOOD UNIVERSITY-BENNETT SPORTS CENTER		5			5

COVID-19: testing by laboratory

Data through May 25, 2021 verified as of May 26, 2021 at 09:25 AM

Data in this report are provisional and subject to change.

The numbers in the table below represent the number of Florida and non-Florida residents for whom test results were received by the Department of Health. A person can be tested by more than one laboratory and can have both positive and negative results. **Therefore, the sum of the numbers in each column will be larger than the total number of people tested.**

Reporting lab	Inconclusive	Negative	Positive	Percent positive	Total
REELFOOT FAMILY WALK IN CLINIC		4	1	20%	5
LAB DISTRICT, INC		5			5
BUEN PASTOR MEDICAL CENTER, INC			5	100%	5
MONROE COUNTY DEPT OF PUBLIC HEALTH ST		5			5
Rosedale Green		5			5
MINUTECLINIC DIAGNOSTIC OF OHIO #5060		4	1	20%	5
SKYLINE UROLOGY		5			5
HEALTHCARE NETWORK OF SOUTHWEST FLORIDA			5	100%	5
CVS PA258POCT MCKEES ROCKS		5			5
LOYOLA UNIVERSITY MEDICAL CENTER LABORATORY			5	100%	5
JOE DIMAGGIO CHILDREN'S HOSPITAL		1	4	80%	5
CVS TX5877POCT PEARLAND		5			5
Errera Community Care Center		5			5
LIVING WATERS MEDICAL CENTER			5	100%	5
CVS IL7017POCT BLOOMINGTON		5			5
SIENA COLLEGE SPORTS MEDICINE CENTER		5			5
FLORIDA CLINICAL LABORATORY - BIOREFERENCE LABORATORIES		2	3	60%	5
LabCorp of America			5	100%	5
DIAGNOSTECHS		4	1	20%	5
VIDANT MEDICAL CENTER			5	100%	5
UNC HOSPITAL/MCLENDON CLINICAL LABORATORIES			5	100%	5
CVS CA9606POCT TEMECULA		5			5
MEMORIAL HEALTHCARE SYSTEM		1	4	80%	5
URGENT TEAM MANAGEMENT OF TENNESSEE, L		4	1	20%	5
MONTEFIORE MEDICAL CENTER LABS MONTEFIORE		4	1	20%	5
REHABILITATION CENTER OF WINTER PARK,THE		1	4	80%	5
AMI ST FRANCIS HOSPITAL LABORATORY		4	1	20%	5
COMMUNITY HEALTH CENTERS INC			5	100%	5
INVERNESS FAMILY CARE HIGH RISK PLLC			5	100%	5
NAVAL MEDICAL CENTER			5	100%	5
ST JOHNS BIOMEDICAL LAB		5			5
Kroger 099 - The Little Clinic Fort Collins		5			5
MEDEXPRESS URGENT CARE- COLUMBIA HEIGH		5			5
OPTUMCARE FLORIDA, LLC		3	2	40%	5
OLEAN GENERAL HOSPITAL		5			5
SOMA MEDICAL CENTER PA #3 PALOMINO			5	100%	5
CVS SC1540POCT MYRTLE BEACH		4	1	20%	5
SOUTHEAST GEORGIA PHYSICIAN ASSOCIATES		4	1	20%	5
AMAVIDA		5			5
911 URGENT CARE & SURGERY CENTER		5			5
FOUNDCARE, INC			5	100%	5
UNIVERSITY OF MIAMI / SCCC RESEARCH LABORATORY			5	100%	5
RIO PINAR HEALTH CARE			5	100%	5
CYPRESS CREEK MEDICAL CENTER			5	100%	5
CVS OH6167POCT ASHLAND		5			5
WALGREENS# 00323		5			5
THE CLINIC OF PEDIATRICS & GI MEDICINE, INC			5	100%	5

COVID-19: testing by laboratory

Data through May 25, 2021 verified as of May 26, 2021 at 09:25 AM

Data in this report are provisional and subject to change.

The numbers in the table below represent the number of Florida and non-Florida residents for whom test results were received by the Department of Health. A person can be tested by more than one laboratory and can have both positive and negative results. **Therefore, the sum of the numbers in each column will be larger than the total number of people tested.**

Reporting lab	Inconclusive	Negative	Positive	Percent positive	Total
LEVY COUNTY DEPT. OF PUBLIC SAFETY		2	3	60%	5
NYC PUBLIC HEALTH LABS			5	100%	5
LIFEPLUS HEALTHCARE GROUP INC		5			5
DICKSON MEDICAL ASSOCIATES PC PATH LAB		4	1	20%	5
AHF PUBLIC HEALTH LABORATORY			5	100%	5
JOSEPH SCHENKER MD PC		5			5
PATIENT FIRST			5	100%	5
CVS CA9858POCT SANTA CLARITA		4	1	20%	5
NORTH DADE NURSING AND REHABILITATION CENTER			5	100%	5
MINUTECLINIC DIAGNOSTIC OF PENNSYLVAN		4	1	20%	5
PHYSICIANS IMMEDIATE CARE ELGIN			5	100%	5
LAFAYETTE NURSING AND REHAB			5	100%	5
WILLOW CREEK RETIREMENT CENTER		5			5
Oceanside Health & Rehabilitation Center		5			5
PINECREST PEDIATRICS GROUP LLC			5	100%	5
LAKE MARY HEALTH AND REHABILITATION CENTER		1	4	80%	5
LAKE COUNTY DETENTION CENTER		3	2	40%	5
PM PEDIATRICS OF SELDEN		3	2	40%	5
CVS MO4850POCT SPRINGFIELD		5			5
WELL HEALTH WORKS, LLC - THE GARDEN THEATER		5			5
CVS NC7548POCT FUQUAY VARINA		4	1	20%	5
INTERNAL MEDICINE & PRIMARY CARE ASSOCIATES, PLC			5	100%	5
FASTMED URGENT CARE			5	100%	5
WHITE WILSON MEDICAL CENTER - FWB		1	4	80%	5
STEUBEN COUNTY PUBLIC HEALTH		5			5
Crowne Health Care of Montgomery		5			5
MIAMI MEDICAL CONSULTANT PA			5	100%	5
CVS SC2269POCT COLUMBIA		4	1	20%	5
MEDEXPRESS URGENT CARE FOX CHAPEL		5			5
BOROPARK URGENT CARE		4	1	20%	5
BAPTIST HOSPITAL EMPLOYEE HEALTH OFF			5	100%	5
PEDIATRIC URGENT HEALTH CARE			5	100%	5
DAVENPORT PEDIATRICS PA		1	4	80%	5
MEDEXPRESS URGENT CARE HUNTINGTON		5			5
CARENOW URGENT CARE - CENTRAL AUSTIN		1	4	80%	5
Arbors at Stow		5			5
EAST BANK HOSPITAL - UNIVERSITY OF MINNESOTA MEDICAL CENTER			5	100%	5
PHYSICIANS IMMEDIATE CARE CHICAGO			5	100%	5
BEACH HOUSE		5			5
FELICIDAD MEDICAL CENTER INC			5	100%	5
PATIENT FIRST - LEESBURG			5	100%	5
EAST CENTRAL FLORIDA OUT PATIENT IMAGING			5	100%	5
MINUTECLINIC, LLC #7139		5			5
Wynfield Park Health and Rehabilitation		5			5
CARE CENTER OF LAKE PLACID		1	4	80%	5
JOHN T MACKAY MD			5	100%	5
MEDEXPRESS URGENT CARE - WEST ST PAUL, ROBERT ST S		4	1	20%	5

COVID-19: testing by laboratory

Data through May 25, 2021 verified as of May 26, 2021 at 09:25 AM

Data in this report are provisional and subject to change.

The numbers in the table below represent the number of Florida and non-Florida residents for whom test results were received by the Department of Health. A person can be tested by more than one laboratory and can have both positive and negative results. **Therefore, the sum of the numbers in each column will be larger than the total number of people tested.**

Reporting lab	Inconclusive	Negative	Positive	Percent positive	Total
MINUTECLINIC DIAGNOSTIC MED GRP OF ORA		4	1	20%	5
PRL NYC PANDEMIC RESPONSE LAB			5	100%	5
MINUTECLINIC LLC #3351			5	100%	5
CELERION			5	100%	5
CVS NV2989POCT NORTH LAS VEGAS		4	1	20%	5
WILSON PEDIATRICS			5	100%	5
MEDEXPRESS URGENT CARE-VINLAND SOUTH		4	1	20%	5
CVS OH6149POCT UPPER ARLINGTON		2	3	60%	5
CVS AZ10150POCT PHOENIX		4	1	20%	5
RELIANT IMMUNE DIAGNOSTICS			5	100%	5
FRANCES WARDE MEDICAL LABORATORY		2	3	60%	5
RAS MEDICAL SOLUTIONS, LLC		4	1	20%	5
BROOKDALE NEW PORT RICHEY			5	100%	5
HELIX URGENT CARE			5	100%	5
TANNER MEDICAL CENTER EAST AL		5			5
PRECISION LABS LLC		2	3	60%	5
JACKSON SOUTH COMMUNITY HOSPITAL LAB			5	100%	5
BRIGHAM AND WOMEN'S HOSPITAL		1	4	80%	5
WEST PACIFIC MEDICAL LABORATORY			5	100%	5
SEASIDE MANOR			5	100%	5
MINUTECLINIC DIAGNOSTIC PA #3344		5			5
XRL SXF REF LAB		5			5
NEW YORK STATE DEPTARTMENT OF HEALTH			5	100%	5
FORSYTH HOUSE			5	100%	5
PHOEBE SUMTER MEDICAL CENTER LABORATORY		4	1	20%	5
CVS IN6757POCT COLUMBUS		5			5
MOUNT SINAI AVENTURA DIAGNOSTIC CENTER			5	100%	5
QUINTON MEMORIAL HEALTH CARE CENTER		5			5
ALPHADERA LABS, LLC			5	100%	5
VIBRA HEALTH LABORATORY			5	100%	5
CVS MA1006POCT BROCKTON		5			5
WATERTOWN URGENT CARE PLLC		5			5
ADVENTHEALTH MEDICAL GROUP PEDIATRICS		2	3	60%	5
WOMACK ARMY MEDICAL CENTER			5	100%	5
COVENANT COLLEGE HEALTH SERVICES		5			5
AEL KNOXVILLE			5	100%	5
SUTTER TRACY COMMUNITY HOSPITAL			5	100%	5
DEPARTMENT OF PATHOLOGY ROME MEMORIAL		3	2	40%	5
GRADY MEMORIAL HOSPITAL/MICRO			5	100%	5
ADVENTHEALTH MEDICAL GROUP PEDIATRICS AT APOPKA		5			5
URGENT MED INC		3	2	40%	5
FASTCARE LLC			5	100%	5
GENTLE HANDS MOBILE PHLEBOTOMY			5	100%	5
ACCESS 365 URGENT CARE LLC		3	2	40%	5
LABCORP UNSPECIFIED		5			5
GET WELL EXPRESS URGENT CARE & WALK-IN CLINIC			5	100%	5
MID FLORIDA HEALTH INC			5	100%	5

COVID-19: testing by laboratory

Data through May 25, 2021 verified as of May 26, 2021 at 09:25 AM

Data in this report are provisional and subject to change.

The numbers in the table below represent the number of Florida and non-Florida residents for whom test results were received by the Department of Health. A person can be tested by more than one laboratory and can have both positive and negative results. **Therefore, the sum of the numbers in each column will be larger than the total number of people tested.**

Reporting lab	Inconclusive	Negative	Positive	Percent positive	Total
SJH			5	100%	5
Walker BaptistMedCtr		4	1	20%	5
GOOD SAMARITAN HOSPITAL		3	2	40%	5
Life Care Center of Estero			5	100%	5
CATSKILL REGIONAL MEDICAL CENTER		5			5
THE UNIVERSITY OF VERMONT MEDICAL CENTER		4	1	20%	5
MD NOW MEDICAL CENTER INC			5	100%	5
BIOTECH CLINICAL LABORATORY			5	100%	5
JUPITER ISLAND MEDICAL CLINIC INC		5			5
FRESENIUS MEDICAL CARE			5	100%	5
THONOTOSASSA COMMUNITY HEALTH CENTER		1	4	80%	5
AFFINITY URGENT CARE			5	100%	5
CITRUS HEALTH NETWORK INC		2	3	60%	5
SINAI POST ACUTE NURSING AND REHAB CE		5			5
SOUTH FLORIDA RESEARCH ORGANIZATION			5	100%	5
INNOVATIVE COVID-DIVERSEY			5	100%	5
THE RETREAT AT PORT ORANGE			5	100%	5
WASHINGTON COLLEGE HEALTH SERVICES		5			5
MARION COUNTY FIRE RESCUE		3	2	40%	5
MEDEXPRESS URGENT CARE - ANDERSON		5			5
THE DOCTORS CENTER HEALTHCARE-SOUTHSIDE		1	4	80%	5
BAYSHORE LABORATORY		4	1	20%	5
INFECTION CONTROL/ EMPHEALTH		3	2	40%	5
Hillspring of Springboro		5			5
MEDICAL UNIVERSITY SC HOSPITAL			5	100%	5
DAVENPORT PEDIATRICS CLERMONT			5	100%	5
Brookcrest Nursing Home		5			5
APOLLO GARDENS RETIREMENT RESIDENCE CARE		5			5
WESTMINSTER SHORES			5	100%	5
ARKANSAS DEPARTMENT OF HEALTH			5	100%	5
VA PRIMARY CARE ANNEX			5	100%	5
L3HARRIS FAMILY MEDICAL CENTER		1	4	80%	5
CVS TX7156POCT RICHARDSON		5			5
MARK HOANG MD PA			4	100%	4
LAKE FOREST PARK OP CO LLC		4			4
CVS TX7675POCT RED OAK		2	2	50%	4
MEDEXPRESS URGENT CARE - HACKETTSTOWN		3	1	25%	4
TOTAL FAMILY CARE		4			4
CARE ONE PRIMARY CARE			4	100%	4
DEPARTMENT OF HEALTH AND HUMAN SERVICES		2	2	50%	4
MARSHFIELD LABORATORIES			4	100%	4
CENTERPLACE HEALTH, INC			4	100%	4
SCRIPPS CLINIC MEDICAL			4	100%	4
MEDEXPRESS URGENT CARE, FAIRMONT		4			4
CVS MO10151POCT SPRINGFIELD		3	1	25%	4
MEDEXPRESS URGENT CARE - WEXFORD		4			4
LAKESIDE HOSPITAL BELLE GLADE			4	100%	4

COVID-19: testing by laboratory

Data through May 25, 2021 verified as of May 26, 2021 at 09:25 AM

Data in this report are provisional and subject to change.

The numbers in the table below represent the number of Florida and non-Florida residents for whom test results were received by the Department of Health. A person can be tested by more than one laboratory and can have both positive and negative results. **Therefore, the sum of the numbers in each column will be larger than the total number of people tested.**

Reporting lab	Inconclusive	Negative	Positive	Percent positive	Total
Mill Valley Care Center		4			4
CVS OH2381POCT LEWIS CENTER		4			4
UNIVERSITY OF MICHIGAN		2	2	50%	4
CVS OH6164POCT DELAWARE		4			4
BAPTIST HEALTH MEDICAL CENTER			4	100%	4
LAHEY CLINIC MEDICAL CENTER			4	100%	4
ACHN CLINIC			4	100%	4
ManorCare Health Services Camp Hill		4			4
CVS PA2296POCT MACUNGIE		4			4
FLORIDA DEPARTMENT OF HEALTH (FDOH)		2	2	50%	4
Stonespring Transitional Care		4			4
TMH REHABILITATION CENTER		4			4
CVS NH2257POCT MANCHESTER		4			4
SOUTHERN SURGICAL ARTS		4			4
PINELLAS POINT NURSING AND REHAB			4	100%	4
PRIMECARE		2	2	50%	4
HAMPTON ALF AT 24TH ROAD LLC			4	100%	4
INTERMARKET FACILITY			4	100%	4
Eldorado Rehab & Healthcare		4			4
BIOTEST PLASMA CENTER		4			4
JUPITER INTERNAL MEDICINE AND ASSOCIATES			4	100%	4
AIREVAC INTERNATIONAL		4			4
MEDEXPRESS URGENT CARE - FORT SMITH		4			4
FLORIDA HEART AND VASCULAR			4	100%	4
MEDEXPRESS URGENT CARE - TEAYS VALLEY		3	1	25%	4
LUVERNE HEALTH AND REHABILITATION		4			4
CVS CA9492POCT YORBA LINDA		4			4
CVS MA2125POCT NATICK		3	1	25%	4
RENE F CEDENO DMD PA		4			4
CARTERSVILLE MEDICAL CENTER		1	3	75%	4
INTERNAL MEDICINE & PEDIATRICS WELLNESS CENTER		1	3	75%	4
RELIANT ACUTE CARE			4	100%	4
HOME DOCS		2	2	50%	4
CORTLAND REGIONAL MEDICAL CENTER		4			4
NHC DICKSON		4			4
EXTENDICARE HEALTH & REHAB CENTER		4			4
WALGREENS #07034		4			4
GUTHRIE MEDICAL GROUP - CORNING		3	1	25%	4
MICHIGAN HEALTH CLINIC LABORATORIES		3	1	25%	4
EPI			4	100%	4
John L. McClellan Memorial Veterans Hospital		4			4
MAILBOX DIAGNOSTICS		2	2	50%	4
MEDICINE SHOPPE #1306 THE		3	1	25%	4
MEDEXPRESS URGENT CARE, LANCASTER WEST		2	2	50%	4
HILLVIEW LABORATORY			4	100%	4
MYKIDZMD PEDIATRICS PLLC		4			4
LIFEHOPE LABS			4	100%	4

COVID-19: testing by laboratory

Data through May 25, 2021 verified as of May 26, 2021 at 09:25 AM

Data in this report are provisional and subject to change.

The numbers in the table below represent the number of Florida and non-Florida residents for whom test results were received by the Department of Health. A person can be tested by more than one laboratory and can have both positive and negative results. **Therefore, the sum of the numbers in each column will be larger than the total number of people tested.**

Reporting lab	Inconclusive	Negative	Positive	Percent positive	Total
CALUSA HARBOUR			4	100%	4
REMEDY URGENT CLINIC		2	2	50%	4
BAYSTATE MEDICAL CENTER		2	2	50%	4
CVS PA7132POCT THORNDALE		4			4
CVS MA1238POCT MEDFIELD		3	1	25%	4
MEADOWS AT CYPRESS GARDENS, THE		3	1	25%	4
WALGREENS #11329		4			4
SOUTH MIAMI HOSPITAL		1	3	75%	4
FLORIDA CANCER SPECIALISTS AND RESEARCH		2	2	50%	4
NEMOURS CHILDREN'S CLINIC			4	100%	4
ELIZABETH CITY HEALTH & REHABILITATION		4			4
COLONIAL MEDICAL CENTER-EAST ORLANDO			4	100%	4
Sky View Rehabilitation and Health Care Center		4			4
NHC HealthCare, Pulaski		4			4
MEDEXPRESS URGENT CARE - CEDAR KNOLLS		3	1	25%	4
SHARP MEMORIAL HOSPITAL MICROBIOLOGY DEPT			4	100%	4
HAVEN CUSTEAD CARE CENTER		1	3	75%	4
INDIAN RIVER SHERIFF OFFICE		4			4
Harbor House		4			4
SIGNATURE CARE EMERGENCY CENTER		2	2	50%	4
CVS MI8091POCT FRASER		3	1	25%	4
HELIX BIOMEDICS LLC			4	100%	4
CVS OH4300POCT STRONGSVILLE		4			4
GREEN BAY BLIZZARD OFFICE		4			4
CVS TX3292POCT WYLIE		4			4
Westminster Manor		3	1	25%	4
DOUGLASVILLE NURSING AND REHABILITATIO		4			4
MEDEXPRESS URGENT CARE-SELINSGROVE		3	1	25%	4
CAPITAL HEALTH LABORATORY INC			4	100%	4
ORLANDO REGIONAL HEALTH SERVICES		2	2	50%	4
SUMNER REGIONAL MEDICAL CENTER		3	1	25%	4
SAMARITAN PACIFIC COMMUNITIES HOSPITAL		3	1	25%	4
DR. G'S URGENT CARE			4	100%	4
AFC URGENT CARE GUNBARREL			4	100%	4
NOVANT HEALTH PRESBYTERIAN		2	2	50%	4
PHYSICIANS IMMEDIATE CARE AURORA			4	100%	4
MEDEXPRESS URGENT CARE- FORT WORTH N T		4			4
CVS OH4499POCT LYNDHURST		2	2	50%	4
GILCHRIST COUNTY HEALTH DEPT			4	100%	4
CVS CA9497POCT IRVINE		4			4
CVS TX5807POCT PEARLAND		4			4
Orchid Cove at Naples			4	100%	4
CELEBRATION PEDIATRICS			4	100%	4
ALLSTATE HEALTH SERVICES, INC		4			4
MOUNT SINAI MEDICAL CENTER HIALEAH			4	100%	4
FLORIDA HOSPITAL PHYSICIANS GROUP		1	3	75%	4
CHAMBREL AT PINECASTLE		3	1	25%	4

COVID-19: testing by laboratory

Data through May 25, 2021 verified as of May 26, 2021 at 09:25 AM

Data in this report are provisional and subject to change.

The numbers in the table below represent the number of Florida and non-Florida residents for whom test results were received by the Department of Health. A person can be tested by more than one laboratory and can have both positive and negative results. **Therefore, the sum of the numbers in each column will be larger than the total number of people tested.**

Reporting lab	Inconclusive	Negative	Positive	Percent positive	Total
CENTRAL FLORIDA WELLNESS LLC		4			4
University Plaza Rehabilitation and Nursing			4	100%	4
MEDEXPRESS URGENT CARE NORWIN		4			4
METHODIST HEALTHCARE - MEMPHIS HOSP		4			4
FCHC (OB)-DARWIN SQUARE CTR.			4	100%	4
CVS NC4169POCT FAYETTEVILLE		4			4
UF HEALTH PATHOLOGY LABORATORIES			4	100%	4
H/L of WEst AShley Rhabilitation and Nursing Center		4			4
FLORENCE - HUNTSVILLE HOSPITAL URGENT CARE		3	1	25%	4
ST PETE DIRECT PRIMARY CARE		2	2	50%	4
LOUISIANA DEPT. OF HEALTH AND HOSPITALS-INFECTIOUS DISEASE EPI SECTION			4	100%	4
BETHPAGE EXTENDED HOURS CENTER		4			4
GASTROENTEROLOGY ASSOC OF PENSACOLA, PA		2	2	50%	4
DERMATOLOGY SPECIALISTS OF FL - DR. JON WARD			4	100%	4
CVS NY1958POCT SYOSSET		4			4
CENTRAL FLORIDA INTERNAL OCCUPATIONAL AND		4			4
PREMIER PEDIATRICS LLC			4	100%	4
MEDEXPRESS NORTHSIDE			4	100%	4
CVS CA9803POCT RIVERSIDE		4			4
AIRPORT CLINIC			4	100%	4
MD NOW URGENT CARE - DELRAY WEST			4	100%	4
Bethany Health and Rehab		4			4
Waycross Health and Rehabilitation		4			4
WINDER NURSING INC DBA WINDER HEALTH CARE		4			4
CVS CA8872POCT ALISO VIEJO		4			4
SIMEDHEALTH, LLC		2	2	50%	4
CVS OH4359POCT HUDSON		4			4
COMMUNITY HEALTH CENTER OF WEST PALM BEACH			4	100%	4
DTR LABS		3	1	25%	4
CVS NE2741POCT LA VISTA		4			4
UNION CITY MANOR NURSING CENTER		4			4
PDL PHARMACY CORP			4	100%	4
COVENIENT CARE MEDICAL CLINIC			4	100%	4
MEDAC AT PORTERS NECK			4	100%	4
MEDEXPRESS URGENT CARE, HERMITAGE		2	2	50%	4
HALIFAX HEALTH CARE FOR WOMEN		3	1	25%	4
PANCARE HEALTH YOUNGSTOWN			4	100%	4
OHIO CVS STORES		3	1	25%	4
CVS CA9485POCT MISSION VIEJO		4			4
ASCENSION ST VINCENT'S MEDICAL CENTER		3	1	25%	4
WELLSTAR PAULDING HOSPITAL		4			4
MEDFIRST URGENT CARE			4	100%	4
MEDEXPRESS URGENT CARE - WICHITA, S SENECA ST		2	2	50%	4
Central Alabama Veterans HCS - West Campus		4			4
MINUTECLIINIC DIAGNOSTIC OF NORTH CARO		4			4
MEMORIAL HEALTH CARE SYSTEMS			4	100%	4
James A. Lovell Federal Health Care Center		4			4

COVID-19: testing by laboratory

Data through May 25, 2021 verified as of May 26, 2021 at 09:25 AM

Data in this report are provisional and subject to change.

The numbers in the table below represent the number of Florida and non-Florida residents for whom test results were received by the Department of Health. A person can be tested by more than one laboratory and can have both positive and negative results. **Therefore, the sum of the numbers in each column will be larger than the total number of people tested.**

Reporting lab	Inconclusive	Negative	Positive	Percent positive	Total
SUMMERFORD NURSING HOME, INC.		4			4
FLORIDA HOSPITAL LABORATORIES		4			4
CAREWELL 202			4	100%	4
ENCOMPASS HOME HEALTH		4			4
CVS IL3163POCT OAK PARK		4			4
BASCOM PALMER EYE INSTITUTE			4	100%	4
JOHNNIE RUTH CLARKE LAB			4	100%	4
OKLAHOMA STATE UNIVERSITY DIAGNOSTIC LAB			4	100%	4
AURORA BAYCARE UROLOGY			4	100%	4
MIAMI COMMUNITY HEALTH CENTER INC		1	3	75%	4
MEDEXPRESS URGENT CARE - HADLEY		4			4
TARPON SPRINGS PEDIATRICS, LLC			4	100%	4
Kroger 125 - The Little Clinic Castle Rock		3	1	25%	4
CVS MA1121POCT WESTFORD		4			4
CVS HEALTH, #5962		4			4
CROSSROADS URGENT CARE PLLC		4			4
THE OASIS ALF		4			4
PRESBYTERIAN FAMILY HEALTHCARE-KASEMAN		4			4
FAMILY MEDICINE AT WINTER PARK			4	100%	4
CVS PA371POCT PHILADELPHIA		4			4
INTERMOUNTAIN HEALTHCARE CENTRAL LABORATORY			4	100%	4
Franklin D. Roosevelt VAMC		4			4
Oak Creek Terrace		4			4
OPTUM OF RED ROAD		4			4
HEARTLAND - CHARLESTON OF HANAHAN SC,		4			4
SUMMIT CLINICAL LABORATORIES LLC			4	100%	4
ADVANCED URGENT CARE LLC		1	3	75%	4
HAWAII DEPARTMENT OF HEALTH			4	100%	4
SOFTCELL L-FORM LABORATORIES, LLC		1	3	75%	4
CVS SC4288POCT ROCK HILL		3	1	25%	4
PROMPT CARE OF CENTRAL FLORIDA LLC		1	3	75%	4
PEACEHEALTH LABORATORIES		3	1	25%	4
BRENTWOOD SENIOR LIVING AT ST PETE			4	100%	4
ALLEGHENY GENERAL HOSPITAL			4	100%	4
ELITE PRIMARY CARE OF WAYCROSS		1	3	75%	4
APOPKA FAMILY HEALTH CENTER		3	1	25%	4
CVS NJ1927POCT GREEN BROOK		4			4
OCEAN MEDICAL CENTER		3	1	25%	4
GRASSY SPRAIN PHARMACY INC		4			4
KENTUCKY CABINET FOR HEALTH AND FAMILY SERVICES			4	100%	4
BARRANCO CLINIC PA, THE	1	3			4
MEDRITE MEDICAL CARE PC		4			4
INDUSTRY LAB DIAGNOSTIC PARTNERS			4	100%	4
SOUTH FLORIDA PEDIATRIC PARTNERS			4	100%	4
BAYCARE LABORATORIES		2	2	50%	4
HEALTH EXPRESS URGENT CARE		2	2	50%	4
STONE CLINICAL LABORATORIES OF FL LLC		4			4

COVID-19: testing by laboratory

Data through May 25, 2021 verified as of May 26, 2021 at 09:25 AM

Data in this report are provisional and subject to change.

The numbers in the table below represent the number of Florida and non-Florida residents for whom test results were received by the Department of Health. A person can be tested by more than one laboratory and can have both positive and negative results. **Therefore, the sum of the numbers in each column will be larger than the total number of people tested.**

Reporting lab	Inconclusive	Negative	Positive	Percent positive	Total
MOBIL LAB FOR ALL INC		4			4
ENGLE CENTER FOR HEALTH SERVICES		4			4
WAKE FOREST MEDICAL CENTER LABORATORY			4	100%	4
ST. LUKE'S HOSPITAL - BETHLEHEM CAMPUS		1	3	75%	4
SIGNATURE CARE MONTROSE		2	2	50%	4
Kennedy University Hospital -Wash Twp L		4			4
LIFE CARE HOME HEALTH SERVICES LLC		1	3	75%	4
RIVER CITY MEDICAL ASSOCIATES INC			4	100%	4
BAPTIST HOSPITAL NURSING/PATIENT CARE			4	100%	4
REGIONAL MEDICAL LAB			4	100%	4
UNIVERSITY OF MARYLAND MEDICAL CENTER			4	100%	4
ROAN DRUG COMPANY LLC		4			4
FISHERMEN'S HOSPITAL			4	100%	4
CRESTAR LABS		2	2	50%	4
MEDEXPRESS URGENT CARE - MARKHAM STREE		3	1	25%	4
ASPEN VALLEY HOSPITAL			4	100%	4
TRUE HEALTH- HOFFNER		3	1	25%	4
CVS CA9145POCT SANTEE		3	1	25%	4
COVID PROCESSING SITE			4	100%	4
OPP HEALTH AND REHABILITATION		4			4
POINTE MEDICAL SERVICES INC		2	2	50%	4
EXPRESS TESTING-ONE			4	100%	4
PARKWAY DRUGS OF ONEIDA COUNTY NORTH I		3	1	25%	4
CVS CT692POCT NORTH HAVEN		4			4
FLORIDA HEALTHCARE PLAN			4	100%	4
FHCP – ORMOND BEACH			4	100%	4
HUMC		2	2	50%	4
FLORIDA HOSPITAL ALTAMONTE		2	2	50%	4
HEALTHQUEST, INC		3	1	25%	4
SunTerrace Health Care Center		3	1	25%	4
MAYO CLINIC BEACHES PRIMARY CARE CTR		3	1	25%	4
PANCARE HEALTH - PONCE DE LEON			4	100%	4
ADVENTHEALTH NEW SMYRNA BEACH COMMUNITY HEALTH			4	100%	4
BARTON MEMORIAL HOSPITAL		3	1	25%	4
A PATTERN MEDICAL CLINIC		4			4
MEDEXPRESS URGENT CARE - SOMERSET TOWNSHIP		4			4
CVS MA969POCT PALMER		4			4
CHRISTIAN REST HOME ASSOC		4			4
WALGREENS #04311		4			4
1ST CHOICE URGENT CARE CENTER LLC		3	1	25%	4
PORT ORANGE PEDIATRICS PA			4	100%	4
RML PHARMACY PC		4			4
BELLIN HEALTH LAB		1	3	75%	4
NOT GIVEN		1	3	75%	4
PANCARE HEALTH - FRANKLIN CO			4	100%	4
CUMBERLAND MEDICAL CENTER INC		4			4
CVS IL2297144CV CHICAGO		4			4

COVID-19: testing by laboratory

Data through May 25, 2021 verified as of May 26, 2021 at 09:25 AM

Data in this report are provisional and subject to change.

The numbers in the table below represent the number of Florida and non-Florida residents for whom test results were received by the Department of Health. A person can be tested by more than one laboratory and can have both positive and negative results. **Therefore, the sum of the numbers in each column will be larger than the total number of people tested.**

Reporting lab	Inconclusive	Negative	Positive	Percent positive	Total
CVS TX1057POCT SAN ANTONIO		3	1	25%	4
ACCESS RECOVERY SOLUTIONS LLC			4	100%	4
ADMERA HEALTH			4	100%	4
CONSULATE HEATH CARE AT WEST ALTAMONTE			4	100%	4
SOUTHWESTERN REGIONAL MEDICAL CENTER - TULSA		4			4
CAPTAIN JAMES A. LOVELL FEDERAL HEALTHCARE CENTER			4	100%	4
CARENOW-LEBANON		2	2	50%	4
Heartland of Boynton Beach			4	100%	4
OPTUM FLORIDA		3	1	25%	4
UMMC MIDTOWN CAMPUS			4	100%	4
LEESBURG REGIONAL MEDICAL CENTER URGENT CARE			4	100%	4
FHPG TAMPA PRIMARY CARE			4	100%	4
RINGLING HEALTH CENTER		3	1	25%	4
Lakeview Village		4			4
SOMA MEDICAL CENTER P.A. #4			4	100%	4
PM PEDIATRICS OF BAYSIDE, PLLC - MANHASSET		4			4
KAISER PERMANENTE REGIONAL LAB		4			4
ASCENDI HOME HEALTH AGENCY INC			4	100%	4
WELLSTREET BUCKHEAD SOUTH		3	1	25%	4
DYNACARE LABORATORIES			4	100%	4
CVS TN7144POCT BARTLETT		4			4
PILGRIM PHARMACY INC		4			4
CHILDREN'S HEALTHCARE OF ATLANTA AT EG		4			4
Metro West Nursing and Rehab			4	100%	4
VITAL CARE URGENT CARE			4	100%	4
IMA MEDICAL CENTER OF OVIEDO			4	100%	4
INTRACOASTAL LABS INC		4			4
URGENT CARE OF THE SMOKIES			4	100%	4
BUCKINGHAM PLACE ALF		4			4
TOTAL RENAL LAB		3	1	25%	4
NEMOURS CHILDREN'S URGENT CARE LAKE NONA			4	100%	4
DOCTORS CARE - AIKEN MALL			4	100%	4
UVA HEALTH SYSTEM MEDICAL LABORATORIES			4	100%	4
DEACONESS HOSPITAL			4	100%	4
OHIO HEALTH DOCTORS HOSPITAL			4	100%	4
WILLIAM A HINTON STATE LABORATORY INSTITUTE		1	3	75%	4
W.G. (Bill) Hefner VAMC		4			4
NEULIFE NEUROLOGICAL SERVICES LLC			4	100%	4
TUFTS MEDICAL CENTER		1	3	75%	4
CALLE OCHO DIALYSIS			4	100%	4
MERCY HOSPITAL			4	100%	4
LAKE MARY PEDIATRICS			4	100%	4
DEPARTMENT OF HEALTH AND ENVIRONMENTAL CONTROL			4	100%	4
NHC HealthCare, Cookeville		4			4
Overton Brooks VAMC		4			4
SAN JUAN REGIONAL MEDICAL CENTER		4			4
GENUS DIAGNOSTICS			4	100%	4

COVID-19: testing by laboratory

Data through May 25, 2021 verified as of May 26, 2021 at 09:25 AM

Data in this report are provisional and subject to change.

The numbers in the table below represent the number of Florida and non-Florida residents for whom test results were received by the Department of Health. A person can be tested by more than one laboratory and can have both positive and negative results. **Therefore, the sum of the numbers in each column will be larger than the total number of people tested.**

Reporting lab	Inconclusive	Negative	Positive	Percent positive	Total
ARCPOINT LABS OF ALTAMONTE SPRINGS		2	2	50%	4
BETHESDA HOSPITAL WEST BLOOD GAS LAB			4	100%	4
LEON MEDICAL CENTERS, LLC			4	100%	4
CVS PA4000POCT INDIANA		4			4
AFTER HOURS PEDS			4	100%	4
LIVINGSTON COUNTY DEPT OF HEALTH REPRO			4	100%	4
ELEVATION DIAGNOSTICS		4			4
BETHPAGE MEDICAL PLLC		4			4
NEXT BIO RESEARCH SERVICES, LLC		1	3	75%	4
CORIZON HEALTH INC			4	100%	4
Kroger 895 - The Little Clinic Green Hills		4			4
Health Care Center of Jacksonville			4	100%	4
Glenis Dr VA Outpatient Clinic		3	1	25%	4
Kroger 186 - The Little Clinic Holiday Manor		3	1	25%	4
Bon Secours Community Hospital Lab		4			4
SOUTHLAND SUITES OF LAKELAND			4	100%	4
COVANCE CLS			4	100%	4
INFINITI LABS INC			4	100%	4
Marian Manor, Inc		4			4
Loretto Health and Rehabilitation Center		4			4
IMIC INC RESEARCH			4	100%	4
SOUTH BAY CORRECTIONAL FACILITY			4	100%	4
ST CLOUD PHARMACY AND WELLNESS CENTER		2	2	50%	4
ARCPOINT LABS OF FORT LAUDERDALE, FL CENTRAL		1	3	75%	4
LATCHER LABORATORY OF A O FOX MEMORIAL		2	2	50%	4
MINNESOTA DEPARTMENT OF HEALTH LABORATORY	1		3	75%	4
MEDEXPRESS URGENT CARE-ARLINGTON		3	1	25%	4
PM PEDIATRICS OF SELDEN PLLC		4			4
CVS AZ7855POCT TUCSON		3	1	25%	4
HCR ManorCare Greentree		4			4
BEAUFORT MEMORIAL			4	100%	4
MINUTECLINIC DIAG OF IND, LLC #6908		4			4
DEPARTMENT OF HEALTH/ NEW YORK			4	100%	4
JERSEY IRISH MEDICAL (DBA AFC URGENT C		3	1	25%	4
ORANGE COUNTY HEALTH DEPARTMENT		2	2	50%	4
SONIC REFERENCE LABORATORY			4	100%	4
Sears Coastal Nursing and Rehab		4			4
JFK INTERNAL MEDICINE FACULTY PRACTICE		2	2	50%	4
FAMILY MEDICAL CLINIC HOMESTEAD, LLC			4	100%	4
REFUGE A HEALING PLACE, THE			4	100%	4
Kroger 959 - The Little Clinic Carmel		4			4
MONTANA DEPARTMENT OF PUBLIC HEALTH & HUMAN SERVICES			4	100%	4
Biopharmaceutics Laboratory Section		4			4
15 TO KNOW			4	100%	4
CVS IN6555POCT BROWNSBURG		4			4
CHILDREN'S MEDICAL GROUP		4			4
CVS PA10825POCT PLYMOUTH MEETING		4			4

COVID-19: testing by laboratory

Data through May 25, 2021 verified as of May 26, 2021 at 09:25 AM

Data in this report are provisional and subject to change.

The numbers in the table below represent the number of Florida and non-Florida residents for whom test results were received by the Department of Health. A person can be tested by more than one laboratory and can have both positive and negative results. **Therefore, the sum of the numbers in each column will be larger than the total number of people tested.**

Reporting lab	Inconclusive	Negative	Positive	Percent positive	Total
NDX-CORE LAB			4	100%	4
SACRED HEART HEALTH SYSTEMS INC			4	100%	4
FAMILY MEDICINE AT WATERMAN		4			4
MEDEXPRESS URGENT CARE-WILKINS TOWNSHIP, WILLIAM PENN HIGHWAY		4			4
PALM BEACH CANCER INSTITUTE			4	100%	4
MEDEXPRESS URGENT CARE - WESTFIELD, E MAIN ST		3	1	25%	4
RAJ K PAI MD PA			4	100%	4
QUEST DIAGNOSTICS INCORPORATED	1		3	75%	4
Crowne Health Care of Greenville	4				4
PATHOLOGY REFERENCE LAB LLC			4	100%	4
CARE ATC ARLINGTON CENTRAL PARK	4				4
MOBILE URGENT CARE			4	100%	4
BNJ	4				4
COOK HOSPITAL AND CARE CENTER	3		1	25%	4
DEBORAH HEART AND LUNG CENTER	4				4
CONSOLIDATED LABORATORY SERVICES			4	100%	4
Millennium Nursing & Rehab Center	4				4
MINUTECLINIC DIAGNOSTIC OF VIRGINIA, LLC #392	4				4
STANFORD HEALTH CARE ANATOMIC PATHOLOGY & CLINICAL LAB			4	100%	4
URGENT CARE - OCONEE	2		2	50%	4
MEDEXPRESS URGENT CARE - O'FALLON	4				4
OLYMPUS HEALTH AND PERFORMANCE			4	100%	4
CVS MA2297677CV BOSTON	4				4
EAST TENNESSEE CHILDREN'S HOSPITAL	3		1	25%	4
PENINSULA REGIONAL MED CTR LAB			4	100%	4
EMERALD TRACE	4				4
Kroger 339 - The Little Clinic Highlands - Bardstown Road	4				4
WINDSOR AT OCALA	3		1	25%	4
HACKENSACK MERIDIAN URGENT CARE, PC	4				4
STEAMBOAT EMERGENCY CENTER			4	100%	4
BE WELL PHARMACY	4				4
AHC of Mckenzie	4				4
State Lab Unspecifd			4	100%	4
SANFORD SOUTH UNIVERSITY	4				4
MPG JACKSONVILLE ATLANTIC BLVD	1		3	75%	4
CVS OH4301POCT NORTHFIELD	4				4
Willowbrooke Court at Country House	4				4
Kroger 124 - The Little Clinic University	3		1	25%	4
BAYLOR ESOTERIC AND MOLECULAR LAB			4	100%	4
CVS NM7242POCT ALBUQUERQUE	4				4
HARBORCHASE OF VILLAGES CROSSING			4	100%	4
OMNICARE PHARMACY OF TEXAS 1	4				4
WHITE EARTH IHS MAIN LAB	4				4
Medilodge of Alpena	4				4
Smoky Mountain Nursing and Rehabilitation Center	4				4
MINUTECLINIC DIAG OF IND LLC #1367	4				4
MEDEXPRESS URGENT CARE, HANOVER	3		1	25%	4

COVID-19: testing by laboratory

Data through May 25, 2021 verified as of May 26, 2021 at 09:25 AM

Data in this report are provisional and subject to change.

The numbers in the table below represent the number of Florida and non-Florida residents for whom test results were received by the Department of Health. A person can be tested by more than one laboratory and can have both positive and negative results. **Therefore, the sum of the numbers in each column will be larger than the total number of people tested.**

Reporting lab	Inconclusive	Negative	Positive	Percent positive	Total
MEDEXPRESS URGENT CARE-CHIPPEWA		3	1	25%	4
Good Samaritan Society - Fairfield Glade		4			4
UNIVERSITY OF MIAMI STUDENT HEALTH SERVICE			4	100%	4
SOUTHEASTERN REGIONAL MEDICAL CENTER			4	100%	4
CVS MO8555POCT KANSAS CITY		4			4
CVS NV8784POCT LAS VEGAS		3	1	25%	4
Bay View Nursing and Rehabilitation Center		3	1	25%	4
MD ANDERSON			4	100%	4
PLAINVIEW PRIMARY CARE		4			4
LB Broen Home		4			4
HARBOUR ISLAND PEDIATRICS LLC			4	100%	4
CVS MN6811POCT PLYMOUTH		4			4
WELLSTREET - PONCE DE LEON		4			4
SINAI PLAZA NURSING AND REHAB CENTER			4	100%	4
Kroger 752 - The Little Clinic Central Station		3	1	25%	4
SUMMIT URGENT CARE EAST POINT		3	1	25%	4
CRISP REGIONAL HOSPITAL		4			4
UNIVERSITY OF MIAMI HOSPITALS & CLINIC			4	100%	4
CAREWELL URGENT CARE			4	100%	4
CVS CA8861POCT BUENA PARK		4			4
NAVAL HOSPITAL CAMP PENDLETON			4	100%	4
COMMUNITY PHYSICIANS OF NORTH PORT PA			4	100%	4
MEDICAL ASSOCIATES OF BREVARD LLC		3	1	25%	4
MAURY REGIONAL MEDICAL CENTER		4			4
BETTERMED URGENT CARE			4	100%	4
FLORIDA MEDICAL CENTER		1	3	75%	4
WESLEY CHAPEL INTERNAL MEDICINE AND PEDIATRICS			4	100%	4
ST. MARY'S HOSPITAL			4	100%	4
CLINICAL CARE CENTER, INC			4	100%	4
GERALD CHAMPION REGIONAL MEDICAL CENTE		4			4
ANY LAB TEST FAST CORP		3	1	25%	4
SONNI'S PEDIATRICS		1	3	75%	4
MEDEXPRESS URGENT CARE - LODI		4			4
ACCENT PHYSICIAN SPECIALISTS PA		4			4
RRMC CREEKSIDE LAB		4			4
MEDEXPRESS URGENT CARE GREENSBURG		3	1	25%	4
MEDEXPRESS URGENT CARE - NUTLEY		4			4
CANOPY PEDIATRICS		4			4
DACH MAIN LAB			4	100%	4
UAB URGENT CARE CLINIC			4	100%	4
CVS CT288POCT BRISTOL		3	1	25%	4
MEDEXPRESS URGENT CARE - CINNAMINSON		3	1	25%	4
LABQ CLINICAL DIAGNOSTICS		4			4
WE CARE - CARNIVAL CRUISELINE		4			4
MEDEXPRESS URGENT CARE-SALINA, S 9TH ST		3			3
BRADENTON PHYSICIAN MEDICAL CENTER			3	100%	3
Children's Specialized Hospital		3			3

COVID-19: testing by laboratory

Data through May 25, 2021 verified as of May 26, 2021 at 09:25 AM

Data in this report are provisional and subject to change.

The numbers in the table below represent the number of Florida and non-Florida residents for whom test results were received by the Department of Health. A person can be tested by more than one laboratory and can have both positive and negative results. **Therefore, the sum of the numbers in each column will be larger than the total number of people tested.**

Reporting lab	Inconclusive	Negative	Positive	Percent positive	Total
SOLERA SPECIALTY PHARMACY LLC		2	1	33%	3
TOTAL HEALTH CARE CLINIC		3			3
ST JOHNS EPISCOPAL HOSPITAL SOUTH SHORE		2	1	33%	3
ROYAL PALM RETIREMENT CENTRE		3			3
FRESENIUS KIDNEY CARE			3	100%	3
LEGACY ER & URGENT CARE - FRISCO WEST			3	100%	3
NEW YORK STATE DEPARTMENT OF HEALTH		1	2	67%	3
B2 URGENT CARE		1	2	67%	3
GINKGO-IXLAYER		3			3
WATERS PEDIATRIC CENTER			3	100%	3
MID-FLORIDA PATHOLOGY LLC - MOBILE UNIT # 3		1	2	67%	3
ANDERSON MEDICAL PC		3			3
NEWCARE PRIMARY MEDICINE			3	100%	3
CLEVELAND CLINIC SLW ED		3			3
HOUSTON METHODIST HOSPITAL			3	100%	3
WALGREENS #01456		3			3
ASANTE THREE RIVERS MEDICAL CENTER LAB		3			3
Schoolcraft Medical Care Facility		3			3
CVS CA8882POCT SAN CLEMENTE		3			3
ORLANDO AIRPORT DIALYSIS		3			3
ALLIED PHYSICIANS GROUP PLLC		3			3
CVS AZ10529POCT SCOTTSDALE		3			3
IOWA DEPARTMENT OF PUBLIC HEALTH			3	100%	3
APEX CLINICAL LABORATORIES INC		3			3
INTERCOASTAL FAMILY PRATICE		1	2	67%	3
NORTHWEST FLORIDA CLINICAL LAB		1	2	67%	3
HOPE HEALTH CARE, LLC		3			3
Concordia Village of Tampa			3	100%	3
Kroger 388 - The Little Clinic Braelinn Village		3			3
CDK LIBERTY ENTERPRISES, LLC		3			3
Michael J Crescenz VA Outpatient Dialysis Center		3			3
NORTHCREST MEDICAL CENTER		1	2	67%	3
VIRGINIA DIVISION OF CONSOLIDATED LABORATORIES			3	100%	3
HARDEN DIALYSIS		1	2	67%	3
KISSIMMEE URGENT CARE		3			3
CVS NC2559POCT CHARLOTTE		3			3
SOUTH LAKE FAMILY HEALTH CENTER			3	100%	3
NEXTCARE WYOMING LLC			3	100%	3
NORTH CAROLINA DEPT OF HEALTH & HUMAN SRVCS STATE LAB OF PUBLIC HEALTH			3	100%	3
SISD EMPLOYEE HEALTH CLINIC			3	100%	3
WALGREENS ORTIZ STELLA (ST 655)		3			3
FLORIDA MEDICAL ASSOCIATES		3			3
MEDSTAR HEALTH URGENT CARE			3	100%	3
SURETOX LABORATORY LLC		2	1	33%	3
MANATEE URGENT CARE LLC			3	100%	3
WALGREENS #05477		3			3
Kroger 627 - The Little Clinic Castleberry		2	1	33%	3

COVID-19: testing by laboratory

Data through May 25, 2021 verified as of May 26, 2021 at 09:25 AM

Data in this report are provisional and subject to change.

The numbers in the table below represent the number of Florida and non-Florida residents for whom test results were received by the Department of Health. A person can be tested by more than one laboratory and can have both positive and negative results. **Therefore, the sum of the numbers in each column will be larger than the total number of people tested.**

Reporting lab	Inconclusive	Negative	Positive	Percent positive	Total
COOPER UNIVERSITY HOSPITAL LABORATORY		2	1	33%	3
HOMELAND CENTER		3			3
CVS NJ2949POCT EAST HANOVER		2	1	33%	3
DOCTOR 4 U CLINIC		1	2	67%	3
BEEBE MEDICAL CENTER LABORATORY		3			3
THE CENTER FOR DISCOVERY		3			3
OHIO DEPARTMENT OF HEALTH LABORATORY		2	1	33%	3
ADVENTHEALTH CENTRA CARE LAKE NONA		1	2	67%	3
TAMPA INTERNATIONAL AIRPORT			3	100%	3
CLEARWATER	2		1	33%	3
HEALTH SENTRY			3	100%	3
ALABAMA MEDICAL GROUP PC	2		1	33%	3
PEDIATRICS BY THE SEA JOG RD OFFICE			3	100%	3
Providence VAMC	3				3
MERCY HEALTH			3	100%	3
WAKULLA URGENT CARE & DIAGNOSTIC			3	100%	3
VELOCITY URGENT CARE			3	100%	3
INSPIRA MEDICAL CENTER VINELAND LAB	2		1	33%	3
TRISTAR WELLNESS, LLC	3				3
WINDERMERE PEDIATRICS			3	100%	3
FAMILY CARE SPECIALISTS OF ORLANDO			3	100%	3
Maple Lawn MCF	3				3
Crowne Health Care of Mobile	3				3
INTERNAL MEDICINE AND WOUND CARE SPECIALIST LLC	3				3
PEDIATRICS IN NORTH FLORIDA PA			3	100%	3
MEDEXPRESS URGENT CARE - RICHMOND, W BROAD ST	3				3
CVS IN8639POCT TERRE HAUTE	3				3
NORTHERN LIGHT LABORATORY	1		2	67%	3
GYN PATH SERVICES			3	100%	3
CLARA MAASS TRANSITIONAL CARE UNIT	3				3
ST. PETERSBURG PEDIATRICS- 38TH AVENUE			3	100%	3
Harbert Hills Academy Nursing Home	3				3
CVS NC3514POCT STANLEY	3				3
EFFINGHAM HOSP, INC, DBA EFFINGHAM HEALTH	3				3
MINUTECLINIC DIAGNOSTIC, PA	3				3
ASANTE ROGUE REGIONAL MEDICAL CENTER L	3				3
MARRA'S PHARMACY	3				3
IP BOISE 1	2		1	33%	3
ADVANCED URGENT CARE CENTER OF THE UPPER KEYS	1		2	67%	3
TGH Brandon Healthplex Laboratory			3	100%	3
OMNI HEALTHCARE INC	1		2	67%	3
C19 LABS			3	100%	3
RESOLUTE PAIN SOLUTIONS	3				3
CLINIC OF PLANT CITY, THE	2		1	33%	3
CEDAR CREST HEALTH CENTER	3				3
BOND & STEELE CLINIC, PA			3	100%	3
MEMORIAL HERMANN HOSPITAL			3	100%	3

COVID-19: testing by laboratory

Data through May 25, 2021 verified as of May 26, 2021 at 09:25 AM

Data in this report are provisional and subject to change.

The numbers in the table below represent the number of Florida and non-Florida residents for whom test results were received by the Department of Health. A person can be tested by more than one laboratory and can have both positive and negative results. **Therefore, the sum of the numbers in each column will be larger than the total number of people tested.**

Reporting lab	Inconclusive	Negative	Positive	Percent positive	Total
CVS PHARMACY INC DBA CVS/PHARMACY #10908		3			3
QUEST DIAGNOSTICS CLINICAL LABORATORIES INC		2	1	33%	3
WISE HEALTH SYSTEM		1	2	67%	3
NASSAU COUNTY HEALTH DEPARTMENT		3			3
TIEHH BIOTERRORISM RESPONSE LAB			3	100%	3
BROADWAY HEALTH FLORIDA MEDICAL CLINIC URGENT CARE			3	100%	3
CVS OH2540POCT HILLIARD		3			3
CVS IN6608POCT NEW PALESTINE		1	2	67%	3
IM&P WELLNES CENTER			3	100%	3
ACL LABORATORIES - ROSEMONT			3	100%	3
NASSAU COUNTY HEALTH DEPARTMENT-FERNANDINA BEACH C	3				3
ALVERNO CLINICAL LABORATORIES			3	100%	3
BAPTIST OUTPATIENT SERVICES			3	100%	3
ACCESS LABORATORIES LLC			3	100%	3
BOLING, STEPHANIE	3				3
Walgreens #5984	3				3
CVS AZ9374POCT TUCSON	3				3
PUBLIC HEALTH TRUST OF MIAMI DADE COUNTY			3	100%	3
WEILL CORNELL MEDICAL ASSOCIATES - EAST SIDE	3				3
BROOKDALE OAKBRIDGE	1		2	67%	3
PALM COTTAGE OPERATOR LLC	2		1	33%	3
OAKMONT OF UNION SC, LLC	3				3
Domiciliary Rehab & Residential Treatment Program	3				3
SUMMIT MEDICAL GROUP – WEST ORANGE	3				3
DELRAY BEACH HEALTH DEPT LAB			3	100%	3
MEDEXPRESS URGENT CARE - LINKHORNE	3				3
PRISMA HEALTH MIDLANDS			3	100%	3
PRIMARY & URGENT CARE CENTERS			3	100%	3
HAMILTON COUNTY HEALTH DEPARTMENT	3				3
COASTAL SKIN SURGERY AND DERMATOLOGY PL	3				3
ESCO DRUG CO INC	3				3
CABELL HUNTINGTON HOSPITAL CLINICAL LAB			3	100%	3
LINCOLN MEDICAL CENTER	3				3
BETHESDA HOSPITAL EAST BLOOD GAS LAB			3	100%	3
CVS MA1179POCT HUDSON	2		1	33%	3
SUN TERRACE HEALTH CARE CENTER			3	100%	3
CVS IL2788POCT BUFFALO GROVE	3				3
FAMILY PRACTICE OF CENTRAL FLORIDA PA	1		2	67%	3
CAPTIAL REGIONAL MEDICAL CENTER			3	100%	3
Farmville Health & Rehab Center	3				3
CVS MA1945POCT HANOVER	3				3
VIRGINIA DEPARTMENT OF HEALTH DIVISION OF			3	100%	3
CARECENTER PHARMACY, LLC	3				3
SEMINOLE FAMILY HEALTH CENTER	3				3
NSUH AT SYOSSET	3				3
ADRIANA M CASTRO MD PA	3				3
UHEALTH CORAL SPRINGS			3	100%	3

COVID-19: testing by laboratory

Data through May 25, 2021 verified as of May 26, 2021 at 09:25 AM

Data in this report are provisional and subject to change.

The numbers in the table below represent the number of Florida and non-Florida residents for whom test results were received by the Department of Health. A person can be tested by more than one laboratory and can have both positive and negative results. **Therefore, the sum of the numbers in each column will be larger than the total number of people tested.**

Reporting lab	Inconclusive	Negative	Positive	Percent positive	Total
Hackensack Univ Medical Center At Pasc		2	1	33%	3
WALGREENS NO 19542		3			3
HELIX LW UC		1	2	67%	3
FLORIDA MEDICAL CLINIC, LLC			3	100%	3
NEWSTAR MEDICAL LABORATORIES		3			3
ADVENTHEALTH WATERMAN COMMUNITY CLINIC			3	100%	3
TARRANT COUNTY PUBLIC HEALTH		3			3
FULGENT GENETICS HOUSTON		3			3
GROVES CENTER			3	100%	3
Kroger 448 - The Little Clinic Mason		3			3
CONCENTRA - PLANTATION		3			3
EASTMAN HEALTHCARE & REHAB		3			3
SOUTHEAST GEORGIA HEALTH SYSTEM BRUNS		3			3
EAST NAPLES PEDIATRICS			3	100%	3
OPTUM PRIMARY CARE - SILVER LAKES			3	100%	3
BARONESS ERLANGER HOSPITAL		3			3
TRUE HEALTH – LAKE UNDERHILL		3			3
COOSA VALLEY HEALTHCARE CENTER LLC		3			3
MONTANA PUBLIC HEALTH LAB			3	100%	3
ATLANTIS OUTPATIENT CENTER		3			3
MEMORIAL HERMANN CONSOLIDATED LABORATORY SERVICES			3	100%	3
GARCIA MORALES NELSON			3	100%	3
MED FUSION			3	100%	3
ADVANCED MEDICAL RESEARCH CENTER LLC			3	100%	3
PIEDMONT MOUNTAINSIDE HOSPITAL LAB - E		3			3
MEDEXPRESS URGENT CARE - WHEELING		2	1	33%	3
AVANTE INVERNESS		1	2	67%	3
Kroger 635 - The Little Clinic Dacula		3			3
ACL LABORATORIES INDUSTRIAL TOXICOLOGY			3	100%	3
CVS CT4149POCT EAST HAMPTON		3			3
CENTURY LINK SPORTS COMPLEX			3	100%	3
DIGNITY HEALING LLC			3	100%	3
ISLAND NURSING HOME		2	1	33%	3
CVS NJ2369POCT JACKSON		3			3
CANOPY AT HARPER LAKE, THE			3	100%	3
MANORCARE NURSING & REHABILITATION CENTER-NAPLES		3			3
HARBORCHASE OF STUART			3	100%	3
Meadow Lakes		3			3
NORTHWELL HEALTH			3	100%	3
EAST COLONIAL FAMILY MEDICAL CENTER		3			3
CVS MA335POCT RAYNHAM		3			3
HEALTH AND WELLNESS URGENT CARE LLC			3	100%	3
MEMORIAL HERMANN			3	100%	3
CVS IL2798POCT CHICAGO		1	2	67%	3
CROSSROADS URGENT CARE DBA URGENT TEA		3			3
PHYSICIANS MEDICAL CENTER		3			3
Diversicare of Ripley		3			3

COVID-19: testing by laboratory

Data through May 25, 2021 verified as of May 26, 2021 at 09:25 AM

Data in this report are provisional and subject to change.

The numbers in the table below represent the number of Florida and non-Florida residents for whom test results were received by the Department of Health. A person can be tested by more than one laboratory and can have both positive and negative results. **Therefore, the sum of the numbers in each column will be larger than the total number of people tested.**

Reporting lab	Inconclusive	Negative	Positive	Percent positive	Total
F W HUSTON MEDICAL CENTER SENIOR LIVIN		3			3
QUALITY LABORATORY SERVICE		2	1	33%	3
THOMAS LANGLEY			3	100%	3
Kroger 522 - The Little Clinic Gahanna		2	1	33%	3
Kings County Hospital Center			3	100%	3
UNIVERSITY OF KANSAS MEDICAL CENTER			3	100%	3
WEST TN HEALTH MED NORTH		3			3
CAMPAZZI CONCIERGE MEDICAL SERVICES		2	1	33%	3
Jackson Health Care Facility		1	2	67%	3
LRHS Florida Poly Tech		3			3
MASSACHUSETTS DEPARTMENT OF HEALTH			3	100%	3
WALGREENS #07502		3			3
MARLBORO URGENT CARE		3			3
Florida Baptist Retirement Center		1	2	67%	3
BROOKDALE SENIOR LIVING			3	100%	3
MEDICAL CITY DALLAS HOSPITAL			3	100%	3
YOUR DOCTOR'S OFFICE		2	1	33%	3
SAFE PMC		3			3
CVS – MINUTECLINIC			3	100%	3
Westside Terrace		3			3
SHANDS AT LAKE SHORE LAB		1	2	67%	3
UHEALTH JACKSON URGENT CARE - CUTLER BAY		1	2	67%	3
ALCALA PHARMACEUTICALS			3	100%	3
CHEROKEE COUNTY HEALTH AND REHAB CENTER		3			3
HOUSTON MEDICAL CENTER			3	100%	3
SPARROW CENTRAL LAB			3	100%	3
PLANT CITY FAMILY CARE		3			3
ORCHID COVE DAYTONA			3	100%	3
CORTLAND COUNTY HEALTH DEPARTMENT		3			3
GULF COAST IMMEDIATE CARE CENTER		1	2	67%	3
LOCH HAVEN PEDIATRICS			3	100%	3
Englewood Health and Rehab			3	100%	3
US SPECIALTY LABS			3	100%	3
CVS SC5471POCT LEXINGTON		2	1	33%	3
ONE MEDICAL GROUP		1	2	67%	3
ORMOND BEACH URGENT CARE			3	100%	3
CVS MA937POCT CARVER		3			3
HEPATOLOGY DIAGNOSTIC LAB			3	100%	3
ALABAMA DEPT PUBLIC HEALTH			3	100%	3
NATIONAL JEWISH HEALTH			3	100%	3
Medilodge of Montrose		3			3
C A R E S OXFORD		2	1	33%	3
EXETER HOSPITAL		3			3
NEMOURS CHILDRENS PRIMARY CARE MAITLAND			3	100%	3
FOUR WINDS BEHAVIORAL HEALTH		3			3
Kroger 571 - The Little Clinic Hendersonville		1	2	67%	3
MAYO		1	2	67%	3

COVID-19: testing by laboratory

Data through May 25, 2021 verified as of May 26, 2021 at 09:25 AM

Data in this report are provisional and subject to change.

The numbers in the table below represent the number of Florida and non-Florida residents for whom test results were received by the Department of Health. A person can be tested by more than one laboratory and can have both positive and negative results. **Therefore, the sum of the numbers in each column will be larger than the total number of people tested.**

Reporting lab	Inconclusive	Negative	Positive	Percent positive	Total
OHSU LABORATORY SERVICES		3			3
FREDERICK MEMORIAL HOSPITAL			3	100%	3
LUTHERAN SERVICES FLORIDA-DREAM CENTER			3	100%	3
EXPRESSCARE URGENT CARE CENTER			3	100%	3
NORTHSIDE FAMILY MEDICINE AND URGENT CARE (HOLLY SPRINGS)		3			3
CVS AZ7075POCT CHANDLER		3			3
MORSELIFE HOME CARE INC			3	100%	3
Gracemore Nursing and Rehab		3			3
ESTERO FIRE RESCUE		3			3
Lebanon VAMC		2	1	33%	3
OCALA REGIONAL KIDNEY CENTER-WEST			3	100%	3
FLAGLER FAMILY MEDICINE PA			3	100%	3
UC CORAL GABLES		1	2	67%	3
NORTHSIDE HOSPITAL D/B/A ARTHRITIS		3			3
GREENTREE MEDICAL CENTER			3	100%	3
Kroger 592 - The Little Clinic Alexander Plaza		2	1	33%	3
RICHMOND CITY DEPARTMENT OF PUBLIC HEALTH			3	100%	3
PENSACOLA MEDICAL CLINIC LLC			3	100%	3
Manor Care-Kingston Court of York PA, LLC		3			3
TIFTON CARECONNECT URGENT CARE			3	100%	3
CAREHERE LLC			3	100%	3
NORTH NAPLES HOSPITAL RESPIRATORY THERAPY DEPARTMENT			3	100%	3
CVS NV5286POCT HENDERSON		3			3
Illiana HCS -Danville VAMC		3			3
HIALEAH SHORES NURSING AND		2	1	33%	3
BROOKDALE ALTAMONTE SPRINGS			3	100%	3
Huntington Health Care and Rehabilitation Center		3			3
CCRX OF NORTH CAROLINA, LLC		2	1	33%	3
GEISINGER COMMUNITY MEDICAL CENTER			3	100%	3
CVS NV5942POCT LAS VEGAS		3			3
Fairview		2	1	33%	3
BNC Medical Investors, LLC Berrien Nursing & Rehabilitation Center		3			3
The Good Shepherd		3			3
BRANDON REGIONAL HOSPITAL-CLINICAL LAB			3	100%	3
CVS PA7611POCT ALLISON PARK		3			3
ANN STORCK CENTER INC		3			3
DOCTORS HOSPITAL RENAISSANCE			3	100%	3
ST LUKES HOSPITAL			3	100%	3
COVENANT PEDIATRICS		1	2	67%	3
CENTRAL DUPAGE HOSPITAL			3	100%	3
INN AT LAPOSADA,THE			3	100%	3
WOODMARK AT UPTOWN ASSISTED LIVING		3			3
CDPH BRANCH LABORATORY			3	100%	3
FLORIDA GASTROENTEROLOGY ASSOCIATES PA		3			3
CVS AZ1720POCT QUEEN CREEK		3			3
OAKS AT AVON,THE		3			3
PREMIER FAMILY AND SPORTS MEDICINE		2	1	33%	3

COVID-19: testing by laboratory

Data through May 25, 2021 verified as of May 26, 2021 at 09:25 AM

Data in this report are provisional and subject to change.

The numbers in the table below represent the number of Florida and non-Florida residents for whom test results were received by the Department of Health. A person can be tested by more than one laboratory and can have both positive and negative results. **Therefore, the sum of the numbers in each column will be larger than the total number of people tested.**

Reporting lab	Inconclusive	Negative	Positive	Percent positive	Total
BAPTIST PRIMARY CARE, INC.		2	1	33%	3
CALIFORNIA DEPARTMENT OF PUBLIC HEALTH BRANCH LABORATORY			3	100%	3
NEBRASKA MEDICAL CENTER			3	100%	3
NEVADA DEPARTMENT OF HEALTH AND HUMAN SERVICES			3	100%	3
OPENTRONS PRL		2	1	33%	3
MANORCARE HEALTH SERVICES BOCA RATON			3	100%	3
NORTH SHORE MEDICAL CENTER - SALEM HOSPITAL		1	2	67%	3
CORNERSTONE MEDICAL CARE OF BRANDON		2	1	33%	3
TWELVE OAKS RECOVERY CENTER			3	100%	3
Community Resource and Referral Center		3			3
MEDEXPRESS-HOUSTON EAST FWY		1	2	67%	3
ADVENT HEALTH MEDICAL GROUP FAMILY MEDICINE			3	100%	3
SCHIFF CENTER FOR LIVER DISEASES		1	2	67%	3
CLINICA HISPANIA			3	100%	3
ALLIANCE LABS @LRMC			3	100%	3
Kroger 387 - The Little Clinic Hubbards Lane		3			3
RAPID CITY RUGENT CARE			3	100%	3
CELEBRATION PRIMARY CARE ASSOCIATES LLC		3			3
DUKE UNIVERSITY POINT OF CARE TESTING PROGRAM			3	100%	3
YATES COUNTY PUBLIC HEALTH		3			3
CROSSVILLE MEDICAL GROUP		1	2	67%	3
PROHEALTH PRIMARY CARE - GLEN OAKS		3			3
CVS AZ7263POCT PHOENIX		3			3
MINUTECLINIC DIAGNOSTIC OF NEW MEXICO LLC #7552		3			3
MEDICAL CENTER OF CENTRAL GEORGIA			3	100%	3
WALGREENS #05911		3			3
AFC URGENT CARE CLEVELAND			3	100%	3
JOJAN PHARMA INC		3			3
ALOHA HOME CARE LLC DBA ACCENTCARE HOME HEALTH OF		3			3
Eugene J. Towbin Healthcare Center		3			3
LPG PEDIATRICS AT LEHIGH ACRES		2	1	33%	3
CVS MINUTE CLINIC #5836		3			3
LEGACY LABORATORY SERVICES			3	100%	3
BLACKWATER RIVER			3	100%	3
MELBOURNE URGENT CARE	1		2	67%	3
LEESBURG COMMUNITY HEALTH CENTERS			3	100%	3
MINUTECLINIC DIAGNOSTIC MEDICAL		3			3
320 S TRANSIT ST		3			3
URGENT DOC - URGENT CARE CLINIC			3	100%	3
COX HEALTH SOUTH LAB		1	2	67%	3
CVS MD1490POCT GAITHERSBURG		3			3
ONSLOW MEMORIAL HOSPITAL LABORATORY		3			3
CHOTA COMMUNITY HEALTH SERVICES		2	1	33%	3
NOVA SOUTHEASTERN UNIVERSITY		2	1	33%	3
CERTIVIA LABORATORIES			3	100%	3
VIRTUA MEMORIAL HOSPITAL BURLINGTON COUNTY		1	2	67%	3
ACCESS HEALTH CARE		2	1	33%	3

COVID-19: testing by laboratory

Data through May 25, 2021 verified as of May 26, 2021 at 09:25 AM

Data in this report are provisional and subject to change.

The numbers in the table below represent the number of Florida and non-Florida residents for whom test results were received by the Department of Health. A person can be tested by more than one laboratory and can have both positive and negative results. **Therefore, the sum of the numbers in each column will be larger than the total number of people tested.**

Reporting lab	Inconclusive	Negative	Positive	Percent positive	Total
MY INSTADOC - HOWELL URGENT CARE		2	1	33%	3
NEMOURS CHILDREN'S PRIMARY CARE, LONGWOOD			3	100%	3
MEDSTAR SOLUTIONS, LLC		3			3
SOUTHERN REGIONAL MEDICAL CENTER		3			3
EAST CORE LAB			3	100%	3
MT CARMEL PHARMACY INC		3			3
CVS OH5457POCT POWELL		3			3
NATHAN LITTAUER HOSPITAL LAB		3			3
AMBER COURT OF ELIZABETH		3			3
ASPIRUS WAUSAU HOSPITAL			3	100%	3
MARYLAND STATE DEPT OF HEALTH	2		1	33%	3
CVS TX7603POCT SAGINAW		3			3
VA OUTPATIENT CLINIC-NEW PORT RICHEY			3	100%	3
MEDEXPRESS URGENT CARE - WOODBURY		1	2	67%	3
MEDEXPRESS URGENT CARE, EDWARDSVILLE		3			3
MUNSON MEDICAL CENTER			3	100%	3
GONZALEZ MD AND ASWAD MD HEALTH SERVICES			3	100%	3
PRECIDENT FLORIDA		3			3
STEELFUSION/RJ LEE GROUP LABORATORY			3	100%	3
24TH WEAPONS OF MASS DESTRUCTION - CIVIL SUPPORT		3			3
SIGNATURE CARE PFLUGERVILLE			3	100%	3
MEDSTAR URGENT CARE, LLC			3	100%	3
Magnolia Health and Rehab Center			3	100%	3
SENTARA NORFOLK GENERAL HOSPITAL CENTRAL LAB			3	100%	3
Village on the Green			3	100%	3
ACCELERATED URGENT CARE		3			3
ENCOMPASS HEALTH HOME HEALTH		1	2	67%	3
RIVERSIDE METHODIST HOSPITAL LAB			3	100%	3
WALGREENS #03093		3			3
Greystone Health Care Center		3			3
MEMORIAL HEALTH UNIVERSITY MEDICAL CENTER			3	100%	3
SOUTHEASTERN IMMEDIATE CARE- MILLEDGEVILLE GA			3	100%	3
STARLING AT SAN JOSE			3	100%	3
PIEDMONT ROCKDALE HOSPITAL		2	1	33%	3
MCGUFFEY HEALTH CARE CENTER INC		3			3
JOHN KNOX MANOR INC II		2	1	33%	3
LEE MEMORIAL HOSPITAL BLOOD GAS LAB			3	100%	3
TAMPA		1	2	67%	3
Crowne Health Care of Eufaula		3			3
TEMPUS_LABS			3	100%	3
HEALGEN SCIENTIFIC			3	100%	3
MIDWAY SPECIALTY CARE RX LLC		1	2	67%	3
CVS NE8616POCT LINCOLN		1	2	67%	3
LAB PLUS, LLC AT ASCENSION SAINT THOMA		3			3
COMMUNITY MEDICAL CENTER			3	100%	3
Kroger 768 - The Little Clinic Leestown Rd		2	1	33%	3
AUSTIN PUBLIC HEALTH			3	100%	3

COVID-19: testing by laboratory

Data through May 25, 2021 verified as of May 26, 2021 at 09:25 AM

Data in this report are provisional and subject to change.

The numbers in the table below represent the number of Florida and non-Florida residents for whom test results were received by the Department of Health. A person can be tested by more than one laboratory and can have both positive and negative results. **Therefore, the sum of the numbers in each column will be larger than the total number of people tested.**

Reporting lab	Inconclusive	Negative	Positive	Percent positive	Total
SANIBEL MEDICAL CLINIC		1	2	67%	3
KAP MEDICAL GROUP, LLC			3	100%	3
FLORIDA LABORATORY ANALYSIS, LLC			3	100%	3
NC STATE LABORATORY OF PUBLIC HEALTH		3			3
BAPTIST PRIMARY CARE FERNANDINA BEACH			3	100%	3
AFFORDABLE PRIMARY CARE LLC		3			3
CVS IN6559POCT AVON		3			3
BOSTON MEDICAL CENTER			3	100%	3
FAMILY FIRST PEDIATRICS			3	100%	3
CGH MEDICAL CENTER			3	100%	3
KIDSVILLE PEDIATRICS IV PA	1		2	67%	3
AdventHealth Care Center Orlando North			3	100%	3
New Jersey Aim At Smg	3				3
ADVANCE FAMILY PRACTICE LLC□			3	100%	3
CVS MA137POCT QUINCY	3				3
THE PATHOLOGY LABORATORY	1		2	67%	3
MINUTECLINIC, LLC #05814	3				3
TOMAH VAMC	2		1	33%	3
UNIVERSITY HEALTH SERVICES RIVER CAMPUS	2		1	33%	3
VAULT MEDICAL SERVICES	2		1	33%	3
Kroger 758 - The Little Clinic Providence	3				3
PREMIER MOBILE HEALTH SERVICES, LLC	1		2	67%	3
CVS AZ4795POCT MESA	3				3
HEALTH EXPRESS	3				3
MISSISSIPPI CARE CENTER OF DEKALB LLC	3				3
LIFEGUARD URGENT CARE			3	100%	3
ERIE COUNTY PUBLIC HEALTH CLINICAL	3				3
Fort Gaines Health and Rehab	3				3
MEDIC INFUSION PA	3				3
PALM COAST DIALYSIS	2		1	33%	3
COASTAL PEDIATRIC CARE			3	100%	3
AVALON MEDICAL GROUP	1		2	67%	3
Bainbridge Health and Rehab	3				3
MEDI PARTNERS OF SOUTH FLORIDA	3				3
CORMEUM LAB SERVICES, LLC			3	100%	3
YORK HOSPITAL - LABORATORY			3	100%	3
WAL-MART STORES EAST LP	2		1	33%	3
MEMORIAL HEALTH SYSTEM	1		2	67%	3
CVS RI326POCT NORTH SMITHFIELD	3				3
SERENADES BY SONATA	1		2	67%	3
PREMIER CLINICAL RESEARCH INSTITUTE INC			3	100%	3
CLINICAL CARE ASSOCIATES, INC			3	100%	3
CROWNE HEALTH CARE OF FORT PAYNE	2		1	33%	3
LEXINGTON MEDICAL CENTER	1		2	67%	3
LAURELLWOOD NURSING CENTER	1		2	67%	3
VISITING PHYSICIANS OF THE TREASURE COAST LLC			3	100%	3
FIRST CARE - MIDDLESBORO			3	100%	3

COVID-19: testing by laboratory

Data through May 25, 2021 verified as of May 26, 2021 at 09:25 AM

Data in this report are provisional and subject to change.

The numbers in the table below represent the number of Florida and non-Florida residents for whom test results were received by the Department of Health. A person can be tested by more than one laboratory and can have both positive and negative results. **Therefore, the sum of the numbers in each column will be larger than the total number of people tested.**

Reporting lab	Inconclusive	Negative	Positive	Percent positive	Total
CATHOLIC HEALTH LABORATORY SERVICES		3			3
VALLEY HOSPITAL MEDICAL CENTER		1	2	67%	3
COMMUNICABLE DISEASE CONTROL/PUBLIC HEALTH EMERGENCY PREPAREDNESS			3	100%	3
DISPATCHHEALTH-FLORIDA INC		3			3
THE MEDICAL CENTER			3	100%	3
PATIENT FIRST - HAMILTON		3			3
VICAR'S LANDING NURSING HOME		2	1	33%	3
NEW GEN LABS			3	100%	3
NASON HOSPITAL			3	100%	3
Glenview Terrace Nursing Center	3				3
SSM HEALTH ST LOUIS MICROBIOLOGY LABORATORY	1		2	67%	3
Elderwood at Lancaster	3				3
CVS TX19POCT SPRING	3				3
CARESPOT-WELLINGTON			3	100%	3
MARYWOOD NURSING CARE CENTER	3				3
CENTRAL FL INTERNAL MEDICINE ASSOCIATES LLC	3				3
NEMOURS CHILDRENS PRIMARY CARE HORIZON WEST			3	100%	3
STRINGFELLOW MEMORIAL HOSPITAL	3				3
HOCHBERG LOWER SCHOOL	3				3
CTRS			3	100%	3
HARRIS URGENT CARE CENTER			3	100%	3
NORTH DAKOTA DEPT OF HEALTH MICROBIOLOGY	1		2	67%	3
CVS SC7567POCT BOILING SPRINGS	2		1	33%	3
THE RIM URGENT CARE			3	100%	3
MINUTECLINIC DIAGNOSTIC, PA #10252	3				3
COUNTRY COTTAGE	3				3
LITTLE SPURS PEDIATRIC URGENT CARE	1		2	67%	3
VELOCITY CARE			3	100%	3
ADVICE FOR OPTIMAL WELLNESS, INC			3	100%	3
ADVENTHEALTH SEBRING- INFECTION CONTROL DEPARTMENT			3	100%	3
BAPTIST HOSPITAL OF MIAMI MCI BROWARD LABORATORY			3	100%	3
ADVENTHEALTH MEDICAL GROUP OBSTETRICS			3	100%	3
CVS KS676POCT LAWRENCE	2		1	33%	3
CAREHERE - INDIAN RIVER	3				3
NEBRASKA DEPARTMENT OF HEALTH AND HUMAN SERVICES			3	100%	3
RCA LABORATORY SERVICES LLC			3	100%	3
CVS MA41POCT TAUNTON	2		1	33%	3
AFC URGENT CARE/FARRAGUT			3	100%	3
BROOKDALE LAKE MARY			3	100%	3
EASTERN NEW MEXICO MEDICAL CENTER	3				3
TMH PHYSICIAN PARTNERS BLOUNTSTOWN			3	100%	3
ST MARYS HEALTH CARE SYSTEM	2		1	33%	3
NORTHEAST FLORIDA INTERNAL MEDICINE PA	3				3
Altenheim Senior Living	3				3
Cleveland Clinic Weston			3	100%	3
PINELLAS CHD - CLEARWATER	2		1	33%	3
VICKIE N HARRELL MD	2		1	33%	3

COVID-19: testing by laboratory

Data through May 25, 2021 verified as of May 26, 2021 at 09:25 AM

Data in this report are provisional and subject to change.

The numbers in the table below represent the number of Florida and non-Florida residents for whom test results were received by the Department of Health. A person can be tested by more than one laboratory and can have both positive and negative results. **Therefore, the sum of the numbers in each column will be larger than the total number of people tested.**

Reporting lab	Inconclusive	Negative	Positive	Percent positive	Total
ABRAKIDABRA KIDS CLINIC		1	2	67%	3
MEDICAL SERVICES OF AMERICA HOME HEALTH		3			3
SUNDALE NURSING HOME		3			3
EXPEDIAN URGENT CARE			3	100%	3
FAST PACE URGENT CARE			3	100%	3
UNITY HEALTH AND REHABILITATION CENTER			3	100%	3
PINELLAS PARK HEALTH CENTER - PINELLAS CHD		1	2	67%	3
LEE CONVENIENT CARE AT SUMMERLIN			3	100%	3
ADVENTHEALTH IMAGING LAKE NONA		1	2	67%	3
SUPER HEALTH PHARMACY LLC		3			3
NORTH BROWARD HOSPITAL DISTRICT HEALTHCARE FOR THE HOMELESS			3	100%	3
HARBORCHASE OF GAINESVILLE			3	100%	3
Granville Center	1	2			3
EMERALD PARK OF HOLLYWOOD			3	100%	3
THE DOCTORS OFFICE OF BRICK, LLC		3			3
OCEAN PEDIATRIC CARE			3	100%	3
Maryfield Inc. dba Pennybyrn		3			3
TAYLOR MANOR		1	2	67%	3
ASCENSION ST VINCENT'S RIVERSIDE			3	100%	3
ADVANCED PEDIATRICS			3	100%	3
MANASOTA PEDIATRICS			3	100%	3
JERSEY IRISH MEDICAL		3			3
SCIENTIFIC LABORATORY DIVISION			3	100%	3
UK HEALTHCARE			3	100%	3
PROPATH			3	100%	3
MURFREESBORO MEDICAL CLINIC		3			3
DASCENA LAB			3	100%	3
MEDICAL CENTER OF THE ROCKIES			3	100%	3
JS HEALTHCARE		2	1	33%	3
LEGACY ER AND URGENT CARE			3	100%	3
MEDEXPRESS URGENT CARE - WALL		3			3
CORE CLINICS, LLC		3			3
LIFEGUARD AMBULANCE SERVICE LLC, TEXAS			3	100%	3
EMORY CRAWFORD LONG HOSPITAL			3	100%	3
Jersey City Medical Center		3			3
SOFTLAB			3	100%	3
PHYSICIANS CARE INC		1	2	67%	3
SOUTHCARE PHARMACY INC		1	2	67%	3
HARRINGTON PARK HEALTH AND REHAB		3			3
BAPTIST HEALTH SURGERY CENTER AT NORTHPOINT			3	100%	3
FAMILY TREE MEDICAL GROUP PA		2	1	33%	3
ACCOMPLISHED HOME CARE		3			3
BOCA RATON PHYSICIANS PA			3	100%	3
INSPIRED LIVING AT SARASOTA			3	100%	3
MINUTECLINIC DIAGNOSTIC OF WISCONSIN,		3			3
THE OASIS BEACHSIDE		3			3
2412 LEBANON PIKE		2	1	33%	3

COVID-19: testing by laboratory

Data through May 25, 2021 verified as of May 26, 2021 at 09:25 AM

Data in this report are provisional and subject to change.

The numbers in the table below represent the number of Florida and non-Florida residents for whom test results were received by the Department of Health. A person can be tested by more than one laboratory and can have both positive and negative results. **Therefore, the sum of the numbers in each column will be larger than the total number of people tested.**

Reporting lab	Inconclusive	Negative	Positive	Percent positive	Total
CVS MO5727POCT PLATTE CITY		3			3
Broadview Multi-Care Center		3			3
MEDFUSION		2	1	33%	3
MEDEXPRESS URGENT CARE, BELLE VERNON		3			3
PRIMARY CARE CENTER OF LAKE CITY, THE			3	100%	3
HEALTH FIRST MEDICAL GROUP			3	100%	3
WALGREENS #21282		3			3
MEDEXPRESS URGENT CARE - TOPEKA, SW WANAMAKER RD		3			3
Harris Hill Nursing Facility		3			3
WEST FLORIDA MEDICAL ASSOCIATES		1	2	67%	3
VA Long Beach HCS		3			3
LUCID LABORATORY SERVICES		3			3
MEDEXPRESS URGENT CARE - JEANNETTE		3			3
LIFE CARE CENTER OF SKAGIT VALLEY		3			3
HARBOUR'S EDGE		2	1	33%	3
NORTH SHORE HOSP. INFECTION CONTROL			3	100%	3
Kroger 753 - The Little Clinic Goss Avenue		3			3
NAVAL BRANCH MEDICAL CLINIC			3	100%	3
PARRISH MEDICAL CENTER-WAIVED TESTING		3			3
Highland Ave. Eye Clinic		3			3
DOCTOR TODAY URGENT CARE			3	100%	3
DEER'S HEAD CENTER		3			3
MARTIN MEDICAL CENTER INC		1	2	67%	3
PARKLAND HEALTH & HOSPITAL			3	100%	3
MEDEXPRESS URGENT CARE - TOTOWA		3			3
MEDEXPRESS URGENT CARE - LAWRENCE		3			3
BOONES CREEK URGENT CARE		1	2	67%	3
MID FLORIDA CLINICAL LABORATORY		2	1	33%	3
GRIFOLS IH CENTER AND CLINICAL LABORATORY			3	100%	3
MEDEXPRESS URGENT CARE-CLOQUET		3			3
SUNBRIDGE CARE & REHAB FOR DECATUR		3			3
Medilodge of Monroe		3			3
TERRACE OF ST CLOUD, THE		2	1	33%	3
PEDIATRICS AND ADOLESCENT MEDICINE		2	1	33%	3
Grandview Health Care Center		3			3
CVS SC2497POCT LEXINGTON		3			3
WELLSTAR URGENT CARE SHALLOWFORD		1	2	67%	3
AZALEALAND NURSING HOME		3			3
JACKSONVILLE VA OPC			3	100%	3
BAYSHORE MEDICAL CENTER LABORATORY		3			3
MINUTECLINIC, LLC #05891		2	1	33%	3
JOHN D. ARCHBOLD MEM. HOSPITAL			3	100%	3
EVENING PEDIATRICS INC		1	2	67%	3
GREATER MOBILE URGENT CARE – SPRINGHILL			3	100%	3
SOUTH COUNTY MENTAL HEALTH CENTER INC			3	100%	3
UNIVERSITY URGENT CARE			3	100%	3
MEDEXPRESS URGENT CARE - HAZLET		2	1	33%	3

COVID-19: testing by laboratory

Data through May 25, 2021 verified as of May 26, 2021 at 09:25 AM

Data in this report are provisional and subject to change.

The numbers in the table below represent the number of Florida and non-Florida residents for whom test results were received by the Department of Health. A person can be tested by more than one laboratory and can have both positive and negative results. **Therefore, the sum of the numbers in each column will be larger than the total number of people tested.**

Reporting lab	Inconclusive	Negative	Positive	Percent positive	Total
SPRING LAKE REHABILITATION CENTER			3	100%	3
CORNERSTONE DRUG AND GIFT INC		3			3
SAVANNAH COVE		3			3
CVS NE5863POCT OMAHA		1	2	67%	3
AUGUSTA UNIVERISTY MEDICAL CENTER			3	100%	3
COL CROSSROAD		1	2	67%	3
STANKUS FAMILY CARE		1	2	67%	3
RIGHT AT HOME			3	100%	3
BICKERTON, DAWN		3			3
CVS TX2876POCT PROSPER		3			3
HOLY CITY MED URGENT CARE			3	100%	3
WOMENS CARE FLORIDA LLC-LABORATORY		3			3
WYOMING DEPT OF HEALTH			3	100%	3
WHOLE CHILD PEDIATRICS			3	100%	3
MEDEXPRESS - WILMINGTON KIRKWOOD HIGHWAY		2	1	33%	3
NEW SMYRNA BEACH AMBULATORY CARE CTR		2	1	33%	3
FLORIDA MENTOR-POINT WEST CLUSTER		3			3
ROANE MEDICAL CENTER		2	1	33%	3
Kroger 093 - The Little Clinic Stapleton		2	1	33%	3
CARENOW-ATASCOCITA			3	100%	3
TWIN LAKES REHAB & HEALTHCARE		2			2
EASTGENE LABORATORIES		2			2
NORTHSIDE FAMILY MEDICINE AND URGENT CARE (EAST COBB)		2			2
GULF COAST REGIONAL MEDICAL CARE		2			2
LIFT HEALTH		2			2
BERNHARDT LABORATORIES INC			2	100%	2
KIDS CARE PEDIATRICS			2	100%	2
ON-SITE MEDICAL SOLUTIONS		2			2
POMONA VALLEY COMMUNITY HOSPITAL			2	100%	2
OHIO CVS STORES, LLC DBA CVS/PHARMACY		2			2
SOUTHERN SPRINGS HEALTH CARE		2			2
MEDEXPRESS URGENT CARE - DERBY N ROCK		2			2
BAYCARE OUTREACH LAB			2	100%	2
HOUSTON HEALTH DEPARTMENT - BUREAU OF LABORATORY SERVICES			2	100%	2
Walgreens #5065		2			2
VANAYER HEALTHCARE AND REHAB CENTER		2			2
SENDER RETREAT ADULT DAY CARE CENTERS			2	100%	2
SIMMONS			2	100%	2
SOUTH HILLSBOROUGH CBOC			2	100%	2
CVS TX4794POCT ARLINGTON		2			2
METHODIST MANSFIELD MEDICAL CENTER			2	100%	2
ALL PEDIATRIC CARE PA			2	100%	2
LAWRENCE GENERAL HOSPITAL			2	100%	2
Kroger 518 - The Little Clinic Hermitage		2			2
MERCY HEALTH LAB		1	1	50%	2
SUMMIT URGENT CARE - MARIETTA		2			2
PHYSICIANS PREMIER			2	100%	2

COVID-19: testing by laboratory

Data through May 25, 2021 verified as of May 26, 2021 at 09:25 AM

Data in this report are provisional and subject to change.

The numbers in the table below represent the number of Florida and non-Florida residents for whom test results were received by the Department of Health. A person can be tested by more than one laboratory and can have both positive and negative results. **Therefore, the sum of the numbers in each column will be larger than the total number of people tested.**

Reporting lab	Inconclusive	Negative	Positive	Percent positive	Total
JUST BELIEVE RECOVERY CENTER			2	100%	2
INTERNAL MEDICINE SPECIALISTS MEDICAL GROUP, PA		2			2
Ozark Health and Rehabilitation, LLC		2			2
LUTHERAN HOSPITAL OF INDIANA			2	100%	2
DELMAR GARDENS OF O'FALLON		2			2
MCLAREN REGIONAL MEDICAL CENTER			2	100%	2
UNIVERSITY OF TEXAS AT EL PASO, THE			2	100%	2
MID AMERICA CLINICAL LABS			2	100%	2
MAGNOLIA MANOR OF COLUMBUS		2			2
BFT LAB			2	100%	2
COMPASSIONATE CARE HOSPICE OF LAKE SUMTER		2			2
WILLOWBROOKE CT AT LIMA ESTATES		2			2
Imboden Creek Living Center		2			2
FLORIDA LIVING NURSING CENTER			2	100%	2
ABILITY DIAGNOSTICS LLC			2	100%	2
IRA FIALKO DO			2	100%	2
PPD CLINICAL RESEARCH UNIT			2	100%	2
GRACE HEALTHCARE OF LAKE WALES		1	1	50%	2
Good Samaritan Society Waukon		2			2
WALGREENS #11560		2			2
JOHNSON CITY MEDICAL CENTER		1	1	50%	2
SELECT MEDICAL CLINIC			2	100%	2
UNIVERSITY HOSPITAL OF BROOKLYN		2			2
BAYCARE OUTREACH LAB WH SOUTH			2	100%	2
VA WNYHCS - Buffalo Division		1	1	50%	2
DIAGNOSTIC AFFILIATES			2	100%	2
Delaware Court Healthcare Center		2			2
LAB CORP OF AMER SAN DIEGO			2	100%	2
MIDDLE TENN MENTAL HEALTH INSTITUTE		2			2
DELAWARE DIAGNOSTICS LABS			2	100%	2
GOLISANO PEDIATRICS PORT CHARLOTTE HARBOR		2			2
PRONTO URGENT CARE			2	100%	2
JACKSON LABORATORY FOR GENOMIC MEDICINE, THE		2			2
GENETIC ASSAYS INC			2	100%	2
Kroger 441 - The Little Clinic Middletown		2			2
MEDEXPRESS-DOVER		2			2
Walgreens #9278		2			2
THE EDGEWATER AND WATERMAN VILLAGE			2	100%	2
DRR JMC URGENT CARE DONALD ROSS			2	100%	2
UNIVERSITY COMMUNITY HEALTH SERVICES		1	1	50%	2
EASTERN NEW MEXICO UNIVERSITY STUDENT		2			2
ST ANTHONY'S PINELLAS CARE CLINIC			2	100%	2
UNIVERSITY OF MIAMI SCCC RESEARCH LABORATORY			2	100%	2
MOUNT ST MARYS HOSPITAL OF NIAGARA FALLS		1	1	50%	2
Kroger 519 - The Little Clinic Georgesville Square		2			2
CVS LA1116POCT BATON ROUGE		1	1	50%	2
WELLNESS MEDICAL CLINIC			2	100%	2

COVID-19: testing by laboratory

Data through May 25, 2021 verified as of May 26, 2021 at 09:25 AM

Data in this report are provisional and subject to change.

The numbers in the table below represent the number of Florida and non-Florida residents for whom test results were received by the Department of Health. A person can be tested by more than one laboratory and can have both positive and negative results. **Therefore, the sum of the numbers in each column will be larger than the total number of people tested.**

Reporting lab	Inconclusive	Negative	Positive	Percent positive	Total
MINUTE CLINIC DIAGNOSTIC PA		1	1	50%	2
WEST FLORIDA MEDICAL ASSOCIATES, PA			2	100%	2
CLEVELAND CLINIC FLORIDA LABORATORY			2	100%	2
ORLANDO HEALTH MEDICAL GROUP		1	1	50%	2
UNM SANDOVAL REGIONAL MEDICAL CENTER		2			2
Fox Subacute at Warrington		2			2
BIONIC TECHNOLOGIES CORPORATION			2	100%	2
CLEAR CHOICE MD URGENT CARE			2	100%	2
SALUDA NURSING CENTER		2			2
SUNCOAST BLOOD BANK			2	100%	2
MEDEXPRESS URGENT CARE -HOWELL US HWY		2			2
CVS NE8626POCT LINCOLN		2			2
CPL LABS			2	100%	2
JASON RHEE, MD		2			2
A+ URGENT/PRIMARY CARE			2	100%	2
Ohio Veterans Home-Georgetown		2			2
Parkridge Specialty Care		2			2
SIMEDHEALTH CHIEFLAND DRAW STATION		1	1	50%	2
COBLESKILL REGIONAL HOSPITAL		2			2
ADVOCATE SHERMAN HOSPITAL			2	100%	2
INDIANA STATE DEPARTMENT OF HEALTH LAB			2	100%	2
AMICUS MEDICAL CENTER LLC			2	100%	2
A G RHODES HOME AT WESLEY WOODS		2			2
CAROLINAS PHYSICIAN NETWORK			2	100%	2
CVS TX3702POCT KATY		2			2
PALM MEDICAL CENTER - PLANT CITY☐		2			2
WOODHILLS LABS			2	100%	2
NLC LABS			2	100%	2
Dexter Health Care		2			2
MEDEXPRESS URGENT CARE - ST CLAIR, CLOVER DR.		1	1	50%	2
CARTER BLOOD CARE			2	100%	2
LIFEGUARD AMBULANCE SERVICES LLC, TEXAS- SAN			2	100%	2
CALIFORNIA DIVISION OF COMMUNICABLE DISEASE CONTROL			2	100%	2
DNA DIAGNOSTICS CENTER		2			2
SOUTHEASTERN INSTITUTE OF RESTORATIVE MEDICINE		1	1	50%	2
ST PETERSBURG GENERAL HOSPITAL LABORATORY			2	100%	2
WELLSTAR SPALDING REGIONAL MEDICAL CENTER		2			2
RAPID URGENT CARE INC		2			2
Holiday Retirement Home			2	100%	2
Douglas County Health Center		2			2
UNM HOSPITAL		2			2
CVS TN5694POCT SODDY DAISY		2			2
NEMOURS CHILDRENS HORIZON WEST			2	100%	2
PEDIATRIC HEALTH CARE		1	1	50%	2
COMMUNITEL			2	100%	2
BLUEWATER TOXICOLOGY			2	100%	2
WALGREENS MARATHON		1	1	50%	2

COVID-19: testing by laboratory

Data through May 25, 2021 verified as of May 26, 2021 at 09:25 AM

Data in this report are provisional and subject to change.

The numbers in the table below represent the number of Florida and non-Florida residents for whom test results were received by the Department of Health. A person can be tested by more than one laboratory and can have both positive and negative results. **Therefore, the sum of the numbers in each column will be larger than the total number of people tested.**

Reporting lab	Inconclusive	Negative	Positive	Percent positive	Total
ADVENTIST HINSDALE HOSPITAL LABORATORY			2	100%	2
IMMEDIATE CARE MEDICAL CENTER			2	100%	2
HEALTHCARE NETWORK			2	100%	2
WALGREENS - 10856		2			2
TEXAS REGIONAL ASTHMA & ALLERGY CENTER			2	100%	2
FLORIDA DEPARTMENT OF HEALTH PINELLAS COUNTY-			2	100%	2
TSALI CARE CENTER		2			2
MI Nursing Restorative Center		2			2
Medford Multicare		2			2
US LABS		2			2
COOPER CLINIC			2	100%	2
VALUE DRUGS GREENLAWN INC		2			2
PALMETTO BAY MEDICAL CENTER		1	1	50%	2
The Friendly Home		2			2
BAY CORRECTIONAL AND REHABILITATION FACILITY			2	100%	2
PUBLIX PHARMACY #1488		2			2
ARCPOINTLABS OF VIRGINIA BEACH		1	1	50%	2
MOUNT SINAI MEDICAL CENTER OF FLORIDA, INC			2	100%	2
VALUE DRUGS BRONXVILLE INC		2			2
MINERS COLFAX MEDICAL CENTER		2			2
METROHEALTH SYSTEM			2	100%	2
CVS MA7140POCT WESTPORT		2			2
ROPER HOSPITAL			2	100%	2
PHOEBE BERKS HEALTH CARE CENTER		2			2
DMC UNIVERSITY LABORATORIES		1	1	50%	2
ATVIVO LLC		2			2
BEAUREGARD HEALTH SYSTEM			2	100%	2
RAINY LAKE MEDICAL CENTER			2	100%	2
GARNET HEALTH DOCTORS		2			2
CROSSTOWN PHARMACY		2			2
87TH MEDICAL GROUP – MCGUIRE AMBULATORY CARE FACILITY		2			2
Garden Care Center		2			2
GALEN BAYLOR EXTENSION		2			2
FLAGLER HOME CARE			2	100%	2
Bethany Manor		2			2
GASTROENTEROLOGY ASSOCIATES			2	100%	2
CONWAY MEDICAL CENTER			2	100%	2
ST. ELIZABETH HEALTHCARE			2	100%	2
HEARTLAND REGIONAL MEDICAL CENTER		1	1	50%	2
Church Creek SNF			2	100%	2
Bedford Care Center of Hattiesburg		2			2
Kroger 400 - The Little Clinic Hartley Bridge Rd		1	1	50%	2
Royal C Johnson VA Memorial Hospital		2			2
AHC PARIS		2			2
WATERBURY HOSPITAL REFERENCE LAB			2	100%	2
WHITESANDS OUTPATIENT TREATMENT		2			2
APPLECARE VALDOSTA			2	100%	2

COVID-19: testing by laboratory

Data through May 25, 2021 verified as of May 26, 2021 at 09:25 AM

Data in this report are provisional and subject to change.

The numbers in the table below represent the number of Florida and non-Florida residents for whom test results were received by the Department of Health. A person can be tested by more than one laboratory and can have both positive and negative results. **Therefore, the sum of the numbers in each column will be larger than the total number of people tested.**

Reporting lab	Inconclusive	Negative	Positive	Percent positive	Total
STEWARD ST ELIZABETH MEDICAL CENTER			2	100%	2
WILSON MEMORIAL HOSPITAL			2	100%	2
CENTRAL ARKANSAS VETERANS HEALTHCARE SYSTEM - VETERANS AFFAIRS			2	100%	2
SUMMERFIELD RETIREMENT LIVING, INC			2	100%	2
STOP URGENT CARE			2	100%	2
URGENT CARE 24/7 TAMPA			2	100%	2
SOUTHEAST GEORGIA HEALTH SYSTEM			2	100%	2
NORTHWEST MEDICAL CENTER LABORATORY		2			2
MANSFIELD MEDICAL LODGE			2	100%	2
Crestview Rehabilitation & Skilled Nursing Services		2			2
RIVERVIEW MEDICAL CLINIC		2			2
CVS NC6633POCT FAYETTEVILLE		2			2
UNIVERSITY MEDICAL CENTER OF SOUTHERN NEVADA (UMCSN)			2	100%	2
THE WINDSOR ORTEGA		2			2
URGENTMED PLANTATION			2	100%	2
CVS AZ5477POCT SURPRISE		2			2
WALGREENS AGUADILLA (ST 177)		2			2
TENNESSEE DEPARTMENT OF HEALTH (TDH) - REGIONAL LABORATORY			2	100%	2
RICHICHI FAMILY HEALTH			2	100%	2
PHYSICIANS LABORATORY SERVICES			2	100%	2
ATLAS GENOMICS			2	100%	2
Mayaguez Outpatient Clinic		2			2
WELLSTREET SMYNA URGENT CARE		2			2
BETHESDA HOSPITAL			2	100%	2
UT PATH			2	100%	2
MEDICAL ARTS LABORATORY			2	100%	2
HOLSTON MEDICAL GROUP		2			2
RAPID MEDLAB (002MO)		2			2
PROFESSIONAL DIALYSIS CENTER			2	100%	2
NORTH OKALOOSA PHYSICIAN GRP - WALK IN CLINIC			2	100%	2
UW HOSPITAL AND CLINICS		1	1	50%	2
ALBANNA PEDIATRICS CENTER			2	100%	2
SOLDIERS' HOME OF HOLYOKE		2			2
AUGUSTA HEALTH SKILLED CARE			2	100%	2
RABI SINHA, MD		2			2
EAST CENTRAL REGIONAL HOSPITAL GRACEWO		2			2
ACCESS MEDICAL GROUP OF FLORIDA CITY			2	100%	2
LABCORP OF AMERICA HOLDINGS		1	1	50%	2
CVS NC2297335CV GREENSBORO		2			2
ATHENA CARE RESOURCES LLC		2			2
WALGREENS #06583		2			2
Iowa Veterans Home		2			2
HERITAGE CARE AND REHABILITATION CENTE		2			2
Kingston of Miamisburg		2			2
INA		1	1	50%	2
ARCADIA DIALYSIS CENTER			2	100%	2
MEMORIAL HOSPITAL OF SOUTH BEND			2	100%	2

COVID-19: testing by laboratory

Data through May 25, 2021 verified as of May 26, 2021 at 09:25 AM

Data in this report are provisional and subject to change.

The numbers in the table below represent the number of Florida and non-Florida residents for whom test results were received by the Department of Health. A person can be tested by more than one laboratory and can have both positive and negative results. **Therefore, the sum of the numbers in each column will be larger than the total number of people tested.**

Reporting lab	Inconclusive	Negative	Positive	Percent positive	Total
ADVANCED MEDICAL CARE			2	100%	2
PRIMARY HEALTH CARE ASSOCIATES INC			2	100%	2
MOBILE COUNTY HEALTH DEPARTMENT		1	1	50%	2
Greystone Nursing and Rehab, LLC			2	100%	2
WEST HOUSTON MEDICAL CENTER			2	100%	2
WARD MEMORIAL HOSPITAL		2			2
EXPERTUS LABORATORIES, INC.			2	100%	2
DEL SOL MEDICAL CENTER			2	100%	2
ST JOSEPH'S HOSPITAL INC			2	100%	2
Macon Valley Nursing and Rehabilitation Center	2				2
WILCOX MEDICAL CENTER-ALMA COLLEGE	2				2
MAJESTIC GUARDIANS			2	100%	2
NEMOURS CHILDRENS PRIMARY CARE CLERMONT			2	100%	2
CSS- TWELVE OAKS			2	100%	2
PORT ST JOHN DERMATOLOGY	2				2
TRICORE REFERENCE LABORATORY	1		1	50%	2
AMEDISYS HOME HEALTH OF GREENVILLE			2	100%	2
OAKMONT WEST- GREENVILLE SC	2				2
CLEAR LAKE REGIONAL MEDICAL CENTER			2	100%	2
LEESBURG DIALYSIS CENTER	1		1	50%	2
MIDWAY SPECIALTY CARE CENTER INC	2				2
HAWKEYE CARE CENTER DUBUQUE	2				2
MILFORD REGIONAL HOSPITAL			2	100%	2
HAMILTON CHD	2				2
Timber Ridge Health Care Center			2	100%	2
SUNSHINE PHARMACY	2				2
HCR MANOR CARE SERVICES OF FLORIDA III INC	2				2
Kroger 550 - The Little Clinic Bellevue	2				2
AMERICAN FAMILY CARE URGENT CARE	1		1	50%	2
FLORIDA SCHOOL FOR THE DEAF & BLIND			2	100%	2
Crest Manor Living and Rehabilitation	2				2
MY PHARMACY			2	100%	2
MEASE COUNTRYSIDE HOSPITAL CARDIAC REH			2	100%	2
Village Green Health & Rehabilitation	2				2
SACRED HEART HOSPITAL ON THE EMERALD			2	100%	2
INSPIRE HEALTHCARE CENTER			2	100%	2
ROYAL CARE MEDICAL CENTER			2	100%	2
WEST BOCA MEDICAL CENTER			2	100%	2
PALM BAY COMMUNITY OUTPATIENT CLINIC	2				2
HERNANDO CHILDREN'S			2	100%	2
MEDSTAR HARBOR HOSPITAL			2	100%	2
FIRST PREVENTION AND DIALYSIS CENTER LLC			2	100%	2
DALLAS VA MEDICAL CENTER - VA NORTH TEXAS HEALTH CARE SYSTEM			2	100%	2
MED-LAKE LABORATORY, LLC			2	100%	2
Coos County Nursing Home	2				2
SHADY GROVE ADVENTIST HOSPITAL			2	100%	2
BLANCHARD VALLEY HOSPITAL LABORATORY			2	100%	2

COVID-19: testing by laboratory

Data through May 25, 2021 verified as of May 26, 2021 at 09:25 AM

Data in this report are provisional and subject to change.

The numbers in the table below represent the number of Florida and non-Florida residents for whom test results were received by the Department of Health. A person can be tested by more than one laboratory and can have both positive and negative results. **Therefore, the sum of the numbers in each column will be larger than the total number of people tested.**

Reporting lab	Inconclusive	Negative	Positive	Percent positive	Total
CENTRAL JERSEY URGENT CARE OF GREEN BR		2			2
VA Greater LA HCS-Santa Maria OPC			2	100%	2
BLACKBAG DIGITAL HEALTH LLC		2			2
OSF ST JOSEPH MEDICAL CENTER			2	100%	2
CVS IN6611POCT INDIANAPOLIS		1	1	50%	2
CVS OH3306POCT AKRON		1	1	50%	2
HOPE HEALTH & WELLNESS		2			2
VILLAGES HEALTH SYSTEM, LLC, THE			2	100%	2
POMERENE HOSPITAL			2	100%	2
CIGNA GATEWAY			2	100%	2
WASHINGTONVILLE PHARMACY INC	2				2
Stillwater Healthcare	2				2
MADISON HOSPITAL LABORATORY			2	100%	2
FHPG SURGICAL ASSOCIATES OF EAST PASCO			2	100%	2
CLARKSVILLE HEALTH SYSTEM			2	100%	2
ASSOCIATES IN UROGYNECOLOGY MD LLC	2				2
KEATING SPORTS CENTER	2				2
Great Lakes Health Center			2	100%	2
RHODE ISLAND DEPARTMENT OF HEALTH LABORATORIES			2	100%	2
MANISTEE COUNTY MEDICAL CARE FACILITY	2				2
BEREA URGENT CARE			2	100%	2
SYMPHONY OF BUFFALO GROVE	2				2
WALGREENS #15369	2				2
PALMS OF FT MYERS,THE			2	100%	2
MEDICAL CENTER LABORATORY			2	100%	2
Jacob's Creek Nursing and Rehabilitation Center	2				2
BULLOCK COUNTY HOSPITAL	2				2
Kroger 667 - The Little Clinic Litchfield Park	2				2
Cottage of the Shoals	2				2
MINUTECLINIC DIAG OF IND, LLC #4368	2				2
PREMIER FAMILY CARE I, INC			2	100%	2
NEMOURS CHILDREN'S PRIMARY CARE THE VILLAGES	2				2
SUDARSAN KAMISETTY MD PA			2	100%	2
SOUTHERN OHIO MEDICAL CENTER			2	100%	2
Pinnacle Assisted Living			2	100%	2
Fairlane Gardens Nursing and Rehab at Reading	2				2
LEE PHYSICIAN GROUP FAMILY MEDICINE AT BABCOCK	2				2
BROOKS -TLC HOSPITAL SYSTEM			2	100%	2
VAULT HEALTH			2	100%	2
HEALTH PARTNERS REGIONAL HOSPITAL			2	100%	2
STATE OF FLORIDA			2	100%	2
PM PEDIATRICS OF BAYSIDE PLLC - HOPEWELL JUNCTION	2				2
AMERICAN MEDICAL LABORATORIES			2	100%	2
MINUTE CLINIC DIAGNOSTICS OF IN, LLC #6252	2				2
DELAWARE DIVISION OF PUBLIC HEALTH			2	100%	2
Wetumpka Health and Rehab, LLC	2				2
CVS MO8581POCT BLUE SPRINGS	1		1	50%	2

COVID-19: testing by laboratory

Data through May 25, 2021 verified as of May 26, 2021 at 09:25 AM

Data in this report are provisional and subject to change.

The numbers in the table below represent the number of Florida and non-Florida residents for whom test results were received by the Department of Health. A person can be tested by more than one laboratory and can have both positive and negative results. **Therefore, the sum of the numbers in each column will be larger than the total number of people tested.**

Reporting lab	Inconclusive	Negative	Positive	Percent positive	Total
Van Wert Manor		2			2
GRANDVIEW COLLEGE STUDENT HEALTH CENTE		2			2
HARTFORD HEALTH CARE & REHABILITATION			2	100%	2
SKY LAKES MEDICAL CENTER		2			2
OUR LADY OF THE LAKE REGIONAL MEDICAL CENTER			2	100%	2
AFC PHYSICIANS OF FLORIDA, PA			2	100%	2
RENFREW CENTERS INC		2			2
SHERIDAN AT HOBE SOUND, THE			2	100%	2
MINUTECLINIC DIAGNOSTIC OF KANSAS, PC		2			2
ANDERSON COUNTY HOSPITAL			2	100%	2
SOUTH DAKOTA DEPARTMENT OF HEALTH		2			2
MID-FLORIDA HEMATOLOGY AND ONCOLOGY CENTERS		2			2
Warren Center for Rehabilitation and Nursing		2			2
MIRAMAR KIDNEY CENTER		1	1	50%	2
AHC Forest cove		2			2
PEDIATRIC ASSOCIATES OF JULINGTON CREEK			2	100%	2
Kroger 745 - The Little Clinic Somerset		2			2
HAMPTON VAMC		2			2
Veterans Health Administration-Public Health Reference Laboratory		1	1	50%	2
MEADOWS REGIONAL MEDICAL CENTER		1	1	50%	2
ABSOLUTE CAREGIVERS HOME HEALTH AGENCY INC			2	100%	2
Tidelands Health Rehabilitation Hospital			2	100%	2
Kroger 096 - The Little Clinic Orchard and Holly		2			2
PROVIDENCE MEDICAL GROUP SHERWOOD IMMEDIATE CARE		2			2
TEMPLE UNIVERSITY HOSPITAL			2	100%	2
COLD SPRING HILLS CENTER FOR NURSING A		2			2
Walgreens #12427		1	1	50%	2
EASTLAKE MEDICAL CENTER		2			2
VIRGINIA DEPT OF HEALTH OFFICE OF EPIDEMIOLOGY			2	100%	2
ACORN ESTATES		2			2
TMH PHYSICIAN PARTNERS PERRY		2			2
MEDICAL CITY LAS COLINAS			2	100%	2
MEDEXPRESS URGENT CARE - BENTON		2			2
MCCALLIE SCHOOL-STUDENT HEALTH CENTER		2			2
Hunters Creek Nursing and Rehab			2	100%	2
ACN PHYSICIANS GROUP CORP			2	100%	2
Highland Rehabilitation and Nursing Center		2			2
OSF SAINT FRANCIS MEDICAL CENTER			2	100%	2
MISSION HOSPITAL REGIONAL MEDICAL CENTER			2	100%	2
Kroger 407 - The Little Clinic Lexington		1	1	50%	2
KETTERING MEDICAL CENTER			2	100%	2
HERITAGE VILLAGE REHAB & SKILLED NURSI		2			2
SETON HILL UNIVERSITY		2			2
WEST VIRGINIA LABORATORIES			2	100%	2
ST ANTHONY COMMUNITY HOSPITAL LAB		1	1	50%	2
Kroger 686 - The Little Clinic Farragut		2			2
LEHIGH MEDICAL AND RESEARCH CENTER, INC			2	100%	2

COVID-19: testing by laboratory

Data through May 25, 2021 verified as of May 26, 2021 at 09:25 AM

Data in this report are provisional and subject to change.

The numbers in the table below represent the number of Florida and non-Florida residents for whom test results were received by the Department of Health. A person can be tested by more than one laboratory and can have both positive and negative results. **Therefore, the sum of the numbers in each column will be larger than the total number of people tested.**

Reporting lab	Inconclusive	Negative	Positive	Percent positive	Total
BAYMEADOWS PRIMARY CARE		2			2
VITAL CARE CLINIC, LLC			2	100%	2
WALGREENS NO 10512		1	1	50%	2
GUARDIAN HOME CARE OF CENTRAL GEORGIA		2			2
ROCKWALL URGENT CARE			2	100%	2
INTERNAL MEDICINE ASSOCIATES-DUNELLON			2	100%	2
OSF SAINT FRANCIS MEDICAL CENTER LABORATORY			2	100%	2
PruittHealth Lakehaven		2			2
BROOKSVILLE DIALYSIS			2	100%	2
Brown Memorial Home	2				2
ALABAMA REFERENCE LAB			2	100%	2
TEQUESTA FAMILY MEDICAL CENTER LLC			2	100%	2
LABRADOR PRIMARY CARE CENTER			2	100%	2
Greenfield Health & Rehab Center	2				2
CHILDREN'S MEDICAL CENTER-EAST ORLANDO			2	100%	2
TRINITY DIALYSIS			2	100%	2
CLINICAL REFERENCE LABORATORY, INC	2				2
HEALTH CARPENTER PLLC	2				2
ASHLEY PEDIATRICS			2	100%	2
GOOD PEDIATRICS			2	100%	2
MEDCARE	2				2
Fairhaven Retirement Community	2				2
HMH HOSPITALS CORPORATION	2				2
HEALTH NETWORK LAB			2	100%	2
CONCENTRA - PLANT CITY	2				2
AMERICAN LAB LLC	1		1	50%	2
Advanced Rehabilitation and Healthcare of Wichita Falls	2				2
PATIENT FIRST - WOODBURY	2				2
MC MEDICAL			2	100%	2
MAINE CENTER FOR DISEASE CONTROL AND PREVENTION			2	100%	2
HIGHLAND PARK LAKEWOOD PRESTON HOLLOW			2	100%	2
ABRAKIDABRA PEDIATRIC CLINIC LLC			2	100%	2
BIRMINGHAM INTERNAL MEDICINE ASSOCIATE	1		1	50%	2
SPECIALTY LABORATORIES			2	100%	2
The Grand Rehabilitation & Nursing Utica	2				2
CRESTVIEW CLINICAL LABORATORY			2	100%	2
BROOKDALE PALM BEACH GARDENS			2	100%	2
COLUMBIA COTTAGE	2				2
LEXINGTON PLACE			2	100%	2
METHODIST SPECIALTY CARE CENTER	2				2
CHESTERFIELD HEALTHCARE GROUP, INC	2				2
Kroger 328 - The Little Clinic Henderson Road	2				2
UHEALTH CARDIOLOGY			2	100%	2
CARLE FOUNDATION HOSPITAL LABORATORY			2	100%	2
AMERIHEALTH QUICK CARE	2				2
CLEMENT J ZABLOCKI VAMC	2				2
LAKE SUCCESS EXTENDED CARE	2				2

COVID-19: testing by laboratory

Data through May 25, 2021 verified as of May 26, 2021 at 09:25 AM

Data in this report are provisional and subject to change.

The numbers in the table below represent the number of Florida and non-Florida residents for whom test results were received by the Department of Health. A person can be tested by more than one laboratory and can have both positive and negative results. **Therefore, the sum of the numbers in each column will be larger than the total number of people tested.**

Reporting lab	Inconclusive	Negative	Positive	Percent positive	Total
LAREDO EMERGENCY ROOM			2	100%	2
SCHEURER HOSPITAL		2			2
CREATIVE HEALTH CENTER			2	100%	2
PEACE RIVER MEDICAL CENTER		2			2
MEDEXPRESS URGENT CARE-HAVERHILL		2			2
TRINITAS REGIONAL MEDICAL CENTER		1	1	50%	2
OELWEIN HEALTH CARE CENTER		2			2
GOLDSTEIN			2	100%	2
TANNER MEDICAL CENTER VILLA RICA		2			2
Aston Park Health Care Facilty		2			2
HOLY TRINITY PHARMACY LLC		2			2
LIFETIME FAMILY URGENT CARE			2	100%	2
ADVENTHEALTH IMAGING PARTIN SETTLEMENT			2	100%	2
WELLSTREET - SADDLEBROOK		2			2
BOND COMMUNITY HEALTH CENTER			2	100%	2
Hartwell Health and Rehabilitation		2			2
NYU LANGONE HUNTINGTON MEDICAL GROUP		2			2
CVS MI8287POCT MACOMB		2			2
Kroger 596 - The Little Clinic Brentwood		2			2
THE HOSPITAL OF PROVIDENCE EMERGENCY ROOM			2	100%	2
ONTARIO COUNTY PUBLIC HEALTH		2			2
First Care Living Center/Essentia Health			2	100%	2
Lenawee Medical Care Facility		2			2
Manorcare Health Services West Reading North		2			2
Robert Cranfield			2	100%	2
ADVENTHEALTH CENTRA CARE POINCIANA			2	100%	2
WALGREENS #05432		2			2
UNIVERSITY OF MARYLAND PATHOLOGY ASSOCIATES			2	100%	2
HANOVER ENDOSCOPY CENTER		2			2
ManorCare Health Services Peters Township		2			2
OUR LOVING HANDS COMPANION SERVICE LLC		2			2
BARDMOOR EMERGENCY CARE CENTER			2	100%	2
BOSTON PUBLIC HEALTH COMMISSION			2	100%	2
CHNJ		2			2
SCIENTIFIC LABORATORY COMPANY		2			2
HOLY FAMILY MEDICAL CENTER		1	1	50%	2
Luther Acres Manor		2			2
Walgreens #7156			2	100%	2
OAKBRIDGE TERRACE AT SAE			2	100%	2
MEASE MANOR MEMORY CARE		2			2
MINUTECLINIC MINUTECLINIC #4978		1	1	50%	2
SHANDS JACKSONVILLE CLINICAL CENTER		1	1	50%	2
Kroger 853 - The Little Clinic East Broad Street		2			2
ST MARY'S HEALTHCARE LABORATORY		1	1	50%	2
CIRRUS DX			2	100%	2
WOODLAND VILLAGE HEALTHCARE CENTER		2			2
AEGIS MEDICAL GROUP LLC			2	100%	2

COVID-19: testing by laboratory

Data through May 25, 2021 verified as of May 26, 2021 at 09:25 AM

Data in this report are provisional and subject to change.

The numbers in the table below represent the number of Florida and non-Florida residents for whom test results were received by the Department of Health. A person can be tested by more than one laboratory and can have both positive and negative results. **Therefore, the sum of the numbers in each column will be larger than the total number of people tested.**

Reporting lab	Inconclusive	Negative	Positive	Percent positive	Total
MEDEXPRESS URGENT CARE - LINCOLN		2			2
HEALTH NETWORK			2	100%	2
NORTHEAST GEORGIA HEALTH SYSTEM			2	100%	2
SWIFT CREEK HEALTH CENTER AT THE TEMPL		2			2
Henry County Health and Rehabilitation		2			2
MOBILE HEALTH LABS LLC			2	100%	2
AMERICAN RESEARCH CENTERS OF FLORIDA			2	100%	2
TMH EC NORTHEAST LABORATORY			2	100%	2
NORTON IMMEDIATE CARE CENTER - PRESTON			2	100%	2
ORLANDO LUTHERAN TOWERS	1		1	50%	2
WALGREENS #13605	2				2
Green Mountain Nursing and Rehabilitation	2				2
QUALITY URGENT CARE CENTER	1		1	50%	2
Manorcare Health Services - Williamsport South	2				2
BAYFRONT CARDIOVASCULAR ASSOCIATES	1		1	50%	2
VOLUNTEERS OF AMERICA OF FLORIDA			2	100%	2
TEXAS HEALTH CARE			2	100%	2
CORNELIA REDDY URGENT CARE	2				2
HAILE MEDICAL GROUP PA	2				2
CQUENTIA NGS, LLC			2	100%	2
Kroger 647 - The Little Clinic Newnan Crossings	1		1	50%	2
ANNE ARUNDEL MEDICAL CENTER			2	100%	2
FLORIDA SPINE AND PAIN SPECIALISTS	2				2
DEVLAB, LLC			2	100%	2
Life Care Center of Elyria	2				2
WARE EXPRESS CARE			2	100%	2
PEACEHEALTH CENTRAL	2				2
UNITED PHYSICIAN GROUP FAMILY MEDICINE OF HAMPTON	2				2
PRECISION DIAGNOSTIC INC	2				2
CROWN MEDICAL PC	2				2
PTC LABORATORIES			2	100%	2
ORLANDO DIALYSIS	1		1	50%	2
MATHER HOSPITAL			2	100%	2
FALCON HEALTH CENTER			2	100%	2
CENTRAL FLORIDA FAMILY HEALTH CENTER	2				2
PUBLIX PHARMACY #1092	2				2
Robert J Dole VAMC	2				2
BELLIN HOSPITAL			2	100%	2
Southern Pines Healthcare Center	1		1	50%	2
BAPTIST HEALTH MEDICAL PLAZA			2	100%	2
UNITY LONGPOND	2				2
EXCUSED ABSENCE PLLC	2				2
MEDICAL WEST FREE STANDING ER	2				2
ONSLOW COUNTY HEALTH DEPARTMENT			2	100%	2
FRESENIUS KIDNEY CARE SOUTH ST PETERSBURG			2	100%	2
SIGNATURE CARE LEWISVILLE-EMERGENCY CENTER	1		1	50%	2
DURAND SENIOR CARE & REHAB CENTER	2				2

COVID-19: testing by laboratory

Data through May 25, 2021 verified as of May 26, 2021 at 09:25 AM

Data in this report are provisional and subject to change.

The numbers in the table below represent the number of Florida and non-Florida residents for whom test results were received by the Department of Health. A person can be tested by more than one laboratory and can have both positive and negative results. **Therefore, the sum of the numbers in each column will be larger than the total number of people tested.**

Reporting lab	Inconclusive	Negative	Positive	Percent positive	Total
NATIONWIDE LABORATORY SERVICES		1	1	50%	2
Kroger 739 - The Little Clinic La Grange Road		2			2
JENNIE STUART MEDICAL CENTER			2	100%	2
ASSOCIATES IN INTERNAL MEDICINE PA			2	100%	2
NEMOURS CHILDREN'S PRIMARY CARE OF VERO BEACH			2	100%	2
FLORIDA PRIMARY CARE CENTER PA		2			2
Glenburn Home		2			2
Piney Grove Nursing and Rehabilitation Center		2			2
VENETIAN GARDENS		2			2
PIEDMONT MOUNTAINSIDE HOSPITAL LABORAT		2			2
MEMORIAL HOSPITAL WEST			2	100%	2
ROBERTS WESLEYAN COLLEGE HEALTH CENTE		2			2
Absolut Care of Gasport		2			2
ADVENT HEALTH CENTRAL TEXAS		1	1	50%	2
DAYTONA BEACH CENTRA CARE			2	100%	2
HEALTH & REHAB CTR AT DOLPHINS VIEW, THE			2	100%	2
DALLAS MEDICAL CENTER			2	100%	2
PATIENT FIRST-BATTLEFIELD			2	100%	2
DOWN HOME MEDICAL			2	100%	2
Bethel Lutheran Home		2			2
INTERMOUNTAIN MEDICAL CENTER			2	100%	2
BAPTIST HEALTH LEXINGTON			2	100%	2
WE CARE HOME HEALTH SOLUTIONS LLC			2	100%	2
UNIVERSITY OF MIAMI MEDICINE CLINIC DRI			2	100%	2
EXPRESS CARE WALK-IN CLINIC			2	100%	2
GSM OCED Subsection			2	100%	2
REHAB SOUTH FLORIDA LLC			2	100%	2
RIVER CITY MEDICAL ASSOCIATES, INC			2	100%	2
BUCKINGHAM PAVILION INC		2			2
Buena Vista Care Center		2			2
NIAGARA APOTHECARY INC		2			2
Workmens Circle Multicare Center		2			2
INNOVATIVE CARE II LLC			2	100%	2
Walgreens #9890		2			2
SENTARA NORFOLK GENERAL HOSPITAL			2	100%	2
St. Luke's Care Center		2			2
CHRISTUS SPOHN HOSPITAL			2	100%	2
CITRUS DERMATOLOGY			2	100%	2
BLOSSOMS ASSISTED LIVING 1 LLC			2	100%	2
CARENOW LENEXA			2	100%	2
Kroger 101 - The Little Clinic Hill Top		2			2
THE FOUNTAIN AT BOCA CIEGA BAY		2			2
ABSOLUTE QUICK CARE		1	1	50%	2
BAPTIST HOSPITAL INTERNAL MEDICINE GULF BREEZE			2	100%	2
NORTH DAKOTA VETERANS HOME		2			2
VA Boston HCS-Brockton Division		2			2
PANCARE HEALTH - SNEADS ELEMENTARY			2	100%	2

COVID-19: testing by laboratory

Data through May 25, 2021 verified as of May 26, 2021 at 09:25 AM

Data in this report are provisional and subject to change.

The numbers in the table below represent the number of Florida and non-Florida residents for whom test results were received by the Department of Health. A person can be tested by more than one laboratory and can have both positive and negative results. **Therefore, the sum of the numbers in each column will be larger than the total number of people tested.**

Reporting lab	Inconclusive	Negative	Positive	Percent positive	Total
ADVANCED FOOT AND ANKLE OF INDIAN RIVER		2			2
Northpoint Lexington Healthcare		1	1	50%	2
NYUMC CLINICAL LABORATORIES			2	100%	2
FKC AMELIA ISLAND DIALYSIS			2	100%	2
CITRUS PARK			2	100%	2
SIOUX FALLS STORM		2			2
FLAGLER PROFESSIONAL HEALTH CAE SERVICES INC		2			2
MARTINSBURG VAMC		2			2
ORCHARD LABORATORIES			2	100%	2
PORTAGE MEDICAL CENTER			2	100%	2
REHOBOTH MCKINLEY CHRISTIAN HOSPITAL	2				2
NOSE AND SINUS INSTITUTE OF BOCA RATON	1		1	50%	2
ROYAL PALM PEDIATRICS			2	100%	2
LIFESPRING COMMUNITY HEALTH	2				2
SHEPHERD CENTER CLINICAL LABORATORY	2				2
GPI MEDICAL CENTER, INC			2	100%	2
REELFOOT FAMILY WALK IN CLINIC - TIPT	2				2
VETERANS AFFAIRS MEDICAL CENTER - GREATER LOS ANGELES			2	100%	2
SOUTHEASTERN HEALTH FACILITES, INC	1		1	50%	2
SARASOTA MEMORIAL MEDICAL URGENT CARE CENTER			2	100%	2
MD NOW URGENT CARE MEDICAL CENTERS INC			2	100%	2
Walgreens #19019	2				2
WAYNE MEMORIAL HOSPITAL	2				2
LITTLE FALLS HOSPITAL LABORATORY	2				2
ST. VINCENT HOSPITAL			2	100%	2
ACCESS MEDICAL GROUP OF TAMPA II, INC	2				2
DELRAY BEACH HEALTH CENTER			2	100%	2
UNIVERSITY OF BALTIMORE WASHINGTON MEDICAL CENTER			2	100%	2
MOORE CLINICAL RESEARCH INC			2	100%	2
FLORIDA MEDICAL CLINIC IM LUTz			2	100%	2
ST VINCENT'S AMBULATORY CARE INC			2	100%	2
EXPRESS CARE OF LEESBURG			2	100%	2
Durham VAMC	2				2
COLONIAL VILLA GOOD SAMARITAN CENTER	2				2
ManorCare Rehab Center of Marietta	2				2
MEDEXPRESS URGENT CARE - OMAHA N 72 ST	2				2
HEAD 2 TOE PEDIATRICS, PLLC	1		1	50%	2
RUST MEDICAL CENTER	2				2
CORTLAND PARK REHABILITATION AND NURSING CENTER	1		1	50%	2
UNITED MEMORIAL	2				2
ARLINGTON DIALYSIS CENTER LLC	2				2
MIDLAND MEMORIAL HOSPITAL			2	100%	2
ROYAL OAK MEDICAL CENTER LLC DBA CHARACTER FAMILY			2	100%	2
LIFELINK FOUNDATION INC D/B/A			2	100%	2
Kroger 619 - The Little Clinic Hendersonville Indian Lake	2				2
Mountainview Nursing Home	2				2
ROUTE 16 PHARMACY LLC DBA HOLLAND PHAR	2				2

COVID-19: testing by laboratory

Data through May 25, 2021 verified as of May 26, 2021 at 09:25 AM

Data in this report are provisional and subject to change.

The numbers in the table below represent the number of Florida and non-Florida residents for whom test results were received by the Department of Health. A person can be tested by more than one laboratory and can have both positive and negative results. **Therefore, the sum of the numbers in each column will be larger than the total number of people tested.**

Reporting lab	Inconclusive	Negative	Positive	Percent positive	Total
SAWGRASS PEDIATRIC PARTNERS LLC			2	100%	2
WALGREENS #10495		2			2
MEMORIAL SLOAN KETTERING CANCER CENTER		1	1	50%	2
STUDENT HEALTH SERVICES			2	100%	2
INTEGRITY CLINICAL RESEARCH CENTER INC		1	1	50%	2
PHYSICIANS URGENT CARE PLLC		2			2
MORRISTOWN MEMORIAL HOSPITAL		2			2
ATLANTIC DIAGNOSTICS			2	100%	2
United Methodist Communities at The Shores		2			2
Signature Healthcare of Fort Wayne		2			2
PT&J REHAB LLC		1	1	50%	2
DJ Jacobetti Home for Veterans		2			2
GREEN RIVER MEDICAL CENTER			2	100%	2
VALLEY BAPTIST MEDICAL CENTER: BROWNSVILLE			2	100%	2
EXCEPTIONAL EMERGENCY CENTER - AMARILLO			2	100%	2
BIOMAT USA			2	100%	2
PM PEDIATRICS OF BAYSIDE PLLC - BELLER		2			2
MILLER'S MERRY MANOR		2			2
MEDEXPRESS URGENT CARE - LINCOLN N 26T		2			2
Winer Haven Health and Rehabilitation Center		2			2
WESTMINSTER SUNCOAST			2	100%	2
BAPTIST HEALTHCARE - LAKEVIEW CENTER INC		2			2
VA Healthcare Center- Newburg		1	1	50%	2
BAYSHORE MEDICAL CENTER			2	100%	2
Cortland Acres Association		2			2
ADVAGENIX			2	100%	2
WALGREENS #05018		2			2
MINUTECLINIC DIAG OF IND, LLC #6250		2			2
PALM CITY NURSING AND REHAB CENTER			2	100%	2
WELL HEALTH LABS			2	100%	2
SUMTER COUNTY DETENTION CENTER			2	100%	2
CLEVELAND CLINIC IMAGING			2	100%	2
SIMPLY HEALTHCARE AND WELLNESS CLINIC, PC			2	100%	2
DUKE HEALTH REGIONAL HOSPITAL			2	100%	2
Elba Nursing and Rehabilitation Center, LLC		2			2
RIDGEFIELD PEDIATRIC ASSOCIATES		2			2
SENECA HEALTH CARE CENTER		2			2
MEDICAL ASSOCIATES OF BREVARD DR S VYAS			2	100%	2
OHIOHEALTH URGENT CARE			2	100%	2
CAROLINAS MEDICAL CENTER			2	100%	2
MEDEXPRESS URGENT CARE - MARTINSVILLE		2			2
CVS MO5724POCT KANSAS CITY		2			2
FIRST CARE WALK IN CLINIC LLC			2	100%	2
CVS OH4327POCT PAINESVILLE		2			2
Eagle Health and Rehabilitation		2			2
Kroger 409 - The Little Clinic Hebron Marketplace		1	1	50%	2
Kingston of Ashland		2			2

COVID-19: testing by laboratory

Data through May 25, 2021 verified as of May 26, 2021 at 09:25 AM

Data in this report are provisional and subject to change.

The numbers in the table below represent the number of Florida and non-Florida residents for whom test results were received by the Department of Health. A person can be tested by more than one laboratory and can have both positive and negative results. **Therefore, the sum of the numbers in each column will be larger than the total number of people tested.**

Reporting lab	Inconclusive	Negative	Positive	Percent positive	Total
PHYSICIANS ASSOCIATES PA			2	100%	2
Guilford Health Care Center		2			2
PALOS COMMUNITY HOSPTAL LABORATORY			2	100%	2
NEW YORK CITY DEPARTMENT OF HEALTH			2	100%	2
ROCKEFELLER UNIVERSITY CLINICAL GENOMICS LABORATOR		2			2
Oakview Nursing & Rehab		2			2
DIGESTIVE DISEASE CARE PC		2			2
PRESTIGE EMERGENCY ROOM LLC			2	100%	2
IN AND OUT URGENT CARE			2	100%	2
Mount Olivet Careview Home		2			2
Kroger 477 - The Little Clinic Fort Mitchell		2			2
WEAKLEY COUNTY REHAB AND NURSING CENTER		2			2
RAPID URGENT CARE - ALBANY			2	100%	2
AGILE URGENT CARE			2	100%	2
Aurora CBOC			2	100%	2
MIDWAY PRIMARY CARE LLC		2			2
Kroger 777 - The Little Clinic Shelbyville		1	1	50%	2
MONICE DR.			2	100%	2
Kroger 687 - The Little Clinic Sugar Hill		1	1	50%	2
UPS			2	100%	2
MEMORIAL HOSPITAL OF CARBONDALE			2	100%	2
ADVENTHEALTH MEDICAL GROUP COLORECTAL SURGERY AT		2			2
Chesapeake Shores - Signature HealthCare LLC		2			2
OAKMONT EAST- GREENVILLE SC, LLC		2			2
JACOBO N LAMA, MD PA		2			2
DESERT HOSPITAL/CPHU CLINICAL LABORATORY			2	100%	2
LAS PALMAS MEDICAL CENTER			2	100%	2
JFK MEDICAL CENTER LABORATORY DEPT		2			2
CAROLINAS HEALTHCARE SYSTEM LAB			2	100%	2
KJ MEDICAL PRACTICE PC		2			2
FLORIDA MEDICAL CLINIC PA PATEL CW		1	1	50%	2
RMC BROOKHOLLOW MED AESTHETICS INC		2			2
THOMASVILLE REGIONAL MEDICAL CENTER		2			2
MEDEXPRESS URGENT CARE - LINCOLN VILLA		2			2
CARELINE PHARMACY AND HEALTHCARE SERVICES		1	1	50%	2
GIGI WOOD DAVIS DO-FAMILY MEDICINE		2			2
CAREWELL JW - WORCESTER LNC			2	100%	2
OXLEY PARK HEALTH & REHAB		2			2
BAYLOR SCOTT & WHITE ALL SAINTS MEDICAL CENTER FT			2	100%	2
STARR CITY OF ROMA COMMUNITY CENTER			2	100%	2
ELITE MEDICAL LABORATORY SOLUTIONS LLC			2	100%	2
EXPRESS CARE OF THE SHOALS		1	1	50%	2
STARR COUNTY MEMORIAL HOSPITAL			2	100%	2
SECOND STREET GROUP HOME		2			2
LAKEVIEW HEALTH CARE SYSTEM LLC			2	100%	2
ECHCS - Jewell Clinic		2			2
AMERICAN MOLECULAR LABORATORIES			2	100%	2

COVID-19: testing by laboratory

Data through May 25, 2021 verified as of May 26, 2021 at 09:25 AM

Data in this report are provisional and subject to change.

The numbers in the table below represent the number of Florida and non-Florida residents for whom test results were received by the Department of Health. A person can be tested by more than one laboratory and can have both positive and negative results. **Therefore, the sum of the numbers in each column will be larger than the total number of people tested.**

Reporting lab	Inconclusive	Negative	Positive	Percent positive	Total
JRS LABORATORY			2	100%	2
COVANCE			2	100%	2
SPARTANBURG REGIONAL MEDICAL CENTER			2	100%	2
EVANS FAMILY CARE PA			2	100%	2
APPLING NURSING & REHABILITATION PAVIL		2			2
REDMOND REGIONAL MEDICAL CENTER		1	1	50%	2
BOCA RATON REGIONAL HOSPITAL INC			2	100%	2
MEDEXPRESS URGENT CARE-MT PLEASANT		1	1	50%	2
BENEVA LAKES ASSISTED LIVING CENTER			2	100%	2
CVS AZ9273POCT TUCSON			2	100%	2
WELL-KEY URGENT CARE SEVIERVILLE			2	100%	2
PROSPECT URGENT CARE			2	100%	2
BRENTWOOD AT FORE RANCH			2	100%	2
PREVENTIVE HEALTH PARTNERS I L S C	2				2
DOCTOR'S IN-HOUSE LAB/COMMUNITY HEALTH CENTERS OF PINELLAS – JOHNNIE R			2	100%	2
ALBUQUERQUE - AMG SPECIALTY HOSPITAL	2				2
FALMOUTH HOSPITAL	1		1	50%	2
Sevierville Health and Rehabilitation	2				2
PM PEDIATRICS OF SELDEN, PLLC	2				2
SIMON MED IMAGING - OCOEE II	2				2
MERCY MEDICAL CENTER INC	1		1	50%	2
Port Orange Nursing And Rehab Center			2	100%	2
MEDEXPRESS URGENT CARE, MOSSIDE	2				2
Tuscola County Medical Care Community	2				2
MEDEXPRESS URGENT CARE - WICHITA, N MAIZE RD	1		1	50%	2
Kroger 356 - The Little Clinic Middletown	2				2
ULTIMATE KIDNEY CARE			2	100%	2
RAPID MD			2	100%	2
KIVA AT MOUNT DORA			2	100%	2
FAST AID URGENT CARE			2	100%	2
WALKONCLINIC			2	100%	2
VA CBOC			2	100%	2
SHELL POINT HOME HEALTH			2	100%	2
WISCONSIN STATE LABORATORY OF HYGIENE	1		1	50%	2
PRECISION CLINICAL RESEARCH			2	100%	2
TRUE HEALTH INC			2	100%	2
PRIMARY CARE SERVICES AT WESTMINSTER V	2				2
ADVANCED MEDICAL OF FLORIDA			2	100%	2
NORTH MANATEE HEALTH CARE CENTER			2	100%	2
PEACE RIVER CENTER CRISIS STABLILIZATION UNIT	1		1	50%	2
FLORIDA SOUTHERN COLLEGE	1		1	50%	2
Kroger 426 - The Little Clinic Suwanee	2				2
Parkview Care and Rehabilitation Center	2				2
TLC MEDICAL			2	100%	2
REGIONAL MEDICAL LABORATORY			2	100%	2
MEDPOST OF MEMPHIS TN			2	100%	2
MIDWAY UNIVERSITY STUDENT HEALTH CLINIC	2				2

COVID-19: testing by laboratory

Data through May 25, 2021 verified as of May 26, 2021 at 09:25 AM

Data in this report are provisional and subject to change.

The numbers in the table below represent the number of Florida and non-Florida residents for whom test results were received by the Department of Health. A person can be tested by more than one laboratory and can have both positive and negative results. **Therefore, the sum of the numbers in each column will be larger than the total number of people tested.**

Reporting lab	Inconclusive	Negative	Positive	Percent positive	Total
LP Marietta II, LLC		2			2
SANTA ROSA COUNTY HEALTH DEPARTMENT			2	100%	2
TEXAS HEALTH ARLINGTON MEMORIAL HOSPITAL			2	100%	2
Kroger 130 - The Little Clinic Colorado Springs		2			2
Beecher Manor Nursing and Rehabilitation Center		2			2
AHSC ADVENTHEALTH WELL 65 PLUS		2			2
MEDEXPRESS URGENT CARE - ROSS TOWNSHIP		2			2
CVS AZ9277POCT TUCSON		2			2
SWEDISH COVENANT HOSPITAL			2	100%	2
MERCY CONVENIENT CARE			2	100%	2
CARE ATC SUN HYDRAULICS TALLAVAST			2	100%	2
SYNEOS HEALTH			2	100%	2
MEDEXPRESS URGENT CARE - SOUTH CHARLESTON	2				2
ADVANTA ANALYTICAL LABORATORIES			2	100%	2
BETHESDA HEALTH CARE CENTER	2				2
WyndRidge Health & Rehabilition	2				2
LUTHERAN SERVICES FLORIDA INC	1		1	50%	2
WALGREENS # 04626	1		1	50%	2
URGENT CARE AND SURGERY CENTER			2	100%	2
GOSHEN HOSPITAL			2	100%	2
JEFFERSON WASHINGTON TOWNSHIP HOSPITAL	2				2
North Ottawa Care Center at Heartwood Lodge	2				2
INTEGRATED REGIONAL LABS			2	100%	2
TENNESSEE VALLEY HCS			2	100%	2
AZALEA HEALTH AND REHABILITATION	2				2
KEY WEST HMA PHYSICIAN MANAGEMENT, LLC			2	100%	2
STUART SURGERY CENTER, LLC			2	100%	2
TALLAHASSEE MEMORIAL HEALTHCARE FAMILY MED RESIDENCY			2	100%	2
Kroger 020 - The Little Clinic Wheat Ridge	2				2
INTEAM HEALTH, INC.			2	100%	2
SHELBYVILLE HOSPITAL COMPANY	2				2
SPRING HILL REGIONAL HOSPITAL			2	100%	2
HEALTH GROUP CENTER INC			2	100%	2
DUBOIS CONTINUUM OF CARE COMMUNITY INC	2				2
FEDERAL CORRECTIONAL INSTITUTION MARIANNA			2	100%	2
CAPE FEAR VALLEY MEDICAL CENTER			2	100%	2
CARRIER MILLS NURSING & REHABILITATION CENTER LLC	2				2
SOUTHSIDE FAMILY MEDICAL	2				2
WillowBrooke Court at Westminster Village	2				2
WELLSTREET-SNELLVILLE	2				2
NEMOURS CHILDRENS PRIMARY CARE			2	100%	2
MEDLOGIC, LLC	2				2
FIRSTCHOICE FAMILY CARE, PLLC	2				2
ALL CHILDRENS PEDIATRIC CLINIC			2	100%	2
UMASS MEMORIAL MEDICAL CENTER, INC	1		1	50%	2
LILY PHARMACY	2				2
LOUIS A JOHNSON VAMC	2				2

COVID-19: testing by laboratory

Data through May 25, 2021 verified as of May 26, 2021 at 09:25 AM

Data in this report are provisional and subject to change.

The numbers in the table below represent the number of Florida and non-Florida residents for whom test results were received by the Department of Health. A person can be tested by more than one laboratory and can have both positive and negative results. **Therefore, the sum of the numbers in each column will be larger than the total number of people tested.**

Reporting lab	Inconclusive	Negative	Positive	Percent positive	Total
PUBLIC HEALTH LABORATORY	1		1	50%	2
Maine VA HCS		2			2
FLORIDA DEPARTMENT OF HEALTH IN ESCAMBIA COUNTY		1	1	50%	2
STATCARE URGENT AND WALK-IN			2	100%	2
POPLAR HEALTHCARE			2	100%	2
COMPLETE HEALTH MEDICAL CENTER			2	100%	2
St. Cloud VA Health Care System		2			2
LOWELL GENERAL HOSPITAL			2	100%	2
Walgreens #10207		2			2
MINUTECLINIC DIAGNOSTIC OF VIRGINIA, LLC #10088		2			2
U OF MIAMI MILLER SCHOOL OF MEDICINE			2	100%	2
Sanctuary Health Wadsworth		2			2
ST. JOSEPH REGIONAL MEDICAL CENTER			2	100%	2
CVS AZ5892POCT LAVEEN		2			2
EASTERN NIAGARA HOSPITAL		2			2
DR JAMES D FORBES FAMILY CARE CENTER			2	100%	2
CVS MO4088POCT LEES SUMMIT		2			2
MAGNOLIA ADULT, LLC			2	100%	2
UNIVERSITY OF MN MEDICAL CENTER EAST CAMPUS			2	100%	2
EXPRESS PHARMACY INC		1	1	50%	2
VA Outpatient Dental Facility		1	1	50%	2
Kroger 549 - The Little Clinic Clinton Highway		2			2
BAPTIST HEALTH PRIMARY CARE HOMESTEAD			2	100%	2
Cypress Cove Center		2			2
LONG, SARAH		1	1	50%	2
SMITH NORTHVIEW HOSPITAL LAB			2	100%	2
OPTUMSERVE HEALTH SERVICES INDIANA			2	100%	2
CHILDREN PHYSICIANS GROUP			2	100%	2
CVS AZ3749POCT GOODYEAR		2			2
CHIPLEY DIALYSIS			2	100%	2
TULANE MEDICAL CENTER			2	100%	2
SIGNAL DIAGNOSTICS DBA FLOWHEALTH LABS			2	100%	2
NEW DISCOVERY BIOLOGICS, LLC		1	1	50%	2
MEDEXPRESS URGENT CARE - LINDEN		2			2
SOUTHERN BREEZE HEALTHCARE		1	1	50%	2
LARKIN COMMUNITY HOSPITAL PALM SPRINGS CAMPUS		1	1	50%	2
FLORIDA KEYS PED & ADOLES CTR			2	100%	2
NOVA SOUTHEASTERN UNIVERSITY - STUDENT MEDICAL CTR			2	100%	2
University Center East			2	100%	2
Alden Des Plaines			2	100%	2
SOWAL HEALTH & DRUG			2	100%	2
SOUTH TAMPA AFTER HOURS CLINIC			2	100%	2
PATIENT FIRST MEDICAL CENTER-CARYTOWN			2	100%	2
SCDHEC BUREAU OF LABORATORIES			2	100%	2
FORT MYERS NORTH DIALYSIS		1	1	50%	2
RM LAB LLC DBA EXPRESS LAB		2			2
PRIMACARE MEDICAL LAKEWOOD			2	100%	2

COVID-19: testing by laboratory

Data through May 25, 2021 verified as of May 26, 2021 at 09:25 AM

Data in this report are provisional and subject to change.

The numbers in the table below represent the number of Florida and non-Florida residents for whom test results were received by the Department of Health. A person can be tested by more than one laboratory and can have both positive and negative results. **Therefore, the sum of the numbers in each column will be larger than the total number of people tested.**

Reporting lab	Inconclusive	Negative	Positive	Percent positive	Total
SALEM VAMC		2			2
IN & OUT URGENT CARE METAIRIE			2	100%	2
MINUTECLINIC DIAGNOSTIC PA #7110		2			2
FLORIDA MEDICAL CENTER OF CLEARWATER		2			2
PULMONARY MEDICINE		2			2
FLORIDA MEDICAL CLINIC CARDIOLOGY-ZH			2	100%	2
SPECTRUM HEALTH			2	100%	2
VALLEY MEDICAL LABORATORY			2	100%	2
OMEGA RESEARCH CONSULTANTS			2	100%	2
MOSAIC MEDICAL CENTER MARYVILLE			2	100%	2
WURTLAND NURSING AND REHABILITATION, L		2			2
CVS MA1875POCT ASHLAND		1	1	50%	2
Providence of Sparta Health and Rehabilitation		2			2
MOBILE MEDICAL UNIT- SAINT JOSEPH REG		2			2
DIVERSE MEDICAL CARE LLC			2	100%	2
FRASER MEMORIAL HOSPITAL		1	1	50%	2
UTMB PATHOLOGY CLINICAL SERVICES LABORATORY			2	100%	2
SANFORD REGIONAL HOSPITAL WORTHINGTON		2			2
LINIL VISITING NURSES, INC		2			2
FLORIDA COMMUNITY HEALTH CENTERS, INC.			2	100%	2
UPSON REGIONAL MEDICAL CENTER		1	1	50%	2
COASTAL MEDICAL LAB			2	100%	2
Covington Care Nursing and Rehabilitation		2			2
Cedar Valley Nursing & Rehab Center		2			2
Colonial Manor Nursing and Rehabilitation Center		2			2
CHI MEMORIAL PRIMARY CARE ASSOCIATES-A		2			2
SUMMIT URGENT CARE	1	1			2
MEDAILLE COLLEGE WELLNESS CENTER		2			2
Q ALL CARE MEDICAL PC		2			2
BAPTIST HEALTH PRIMARY CARE AT DORAL			2	100%	2
IDAHO BUREAU OF LABORATORIES		2			2
CARTERSVILLE URGENT CARE		1	1	50%	2
WEST COAST PEDIATRICS			2	100%	2
MOSOLF PEDIATRICS PA		1	1	50%	2
Good Samaritan Society-Blackduck		1	1	50%	2
CRUC CMCH-COVID-19		2			2
PINARD HOME HEALTH SERVICES INC			2	100%	2
Absolut Care at Three Rivers		2			2
FLORIDA DEPARTMENT OF HEALTH IN LEE COUNTY		1	1	50%	2
MINUTECLINIC DIAGNOSTICS OF OKLAHOMA		2			2
GOSHEN MEDICAL CENTER			2	100%	2
BAYLOR SCOTT & WHITE COMPREHENSIVE WOUND			2	100%	2
COOL KIDZ PEDIATRICS			2	100%	2
MEDEXPRESS URGENT CARE - BROOKHAVEN		2			2
UT AUSTIN UNIVERSITY HEALTH SERVICES			2	100%	2
CROSSROADS			2	100%	2
NEXTCARE DOBSON			2	100%	2

COVID-19: testing by laboratory

Data through May 25, 2021 verified as of May 26, 2021 at 09:25 AM

Data in this report are provisional and subject to change.

The numbers in the table below represent the number of Florida and non-Florida residents for whom test results were received by the Department of Health. A person can be tested by more than one laboratory and can have both positive and negative results. **Therefore, the sum of the numbers in each column will be larger than the total number of people tested.**

Reporting lab	Inconclusive	Negative	Positive	Percent positive	Total
GILA REGIONAL MEDICAL CENTER		2			2
MAYO CLINIC GROUP PRACTICE LABORATORY			2	100%	2
Beth Sholom Home of Eastern Virginia		1	1	50%	2
Pathways Nursing and Rehabilitation Center		2			2
CVS TX7601POCT CROWLEY		2			2
Camellia Gardens		2			2
MD NOW URGENT CARE CENTER INC.			2	100%	2
WillowBrooke Court at Southampton Estates		2			2
ALTIUS INSTITUTE FOR BIOMEDICAL SCIENCES			2	100%	2
EASTSIDE SPORTS COMPLEX			2	100%	2
JULIE STAATS DO		2			2
YOUTH AND YOU, INC		2			2
MAIN STREET MEDICAL CENTERS		2			2
The Suites at Western Home Communities		2			2
JUPITER PEDIATRIC ASSOCIATES, PA		1	1	50%	2
VA Central California HCS		2			2
MOBILE PHLEBOTOMY SERVICES			2	100%	2
DESERT SPRINGS HOSPITAL			2	100%	2
CITY OF NEW YORK DEPARTMENT OF HEALTH			2	100%	2
PRIMARY CARE SERVICES AT EDGEWATER		2			2
BAYLOR COLLEGE OF MEDICINE			2	100%	2
WALKING URGENT CARE INC			2	100%	2
FLORIDA MENTOR FAULKNER GROUP HOME			2	100%	2
REGIONS HOSPITAL LABORATORY			2	100%	2
MEDERI CARETENDERS		1	1	50%	2
AUSTIN REGIONAL CLINIC MICROBIOLOGY LAB			2	100%	2
NORTH MCALLEN PEDIATRIC CENTER			2	100%	2
GULFCOAST JEWISH FAMILY			2	100%	2
ASPIRUS RIVERVIEW HOSPITAL & CLINICS INC		1	1	50%	2
ESCANDON DIAGNOSTIC CLINIC			2	100%	2
PARKRIDGE MEDICAL CENTER			2	100%	2
LIBERTY HEALTH CENTER			2	100%	2
DELAWARE VETERANS HOME		2			2
441 URGENT CARE-MULBERRY			2	100%	2
DOCTORS MEDICAL CTR OF WALTON COUNTY			2	100%	2
CDPH K-12 SCHOOL LABORATORIES (HILLSBOROUGH CITY SCHOOL DISTRICT)			2	100%	2
PALMETTO FAMILY HEALTH CENTER			2	100%	2
ENVOY OF FORK UNION, LLC DBA ENVOY AT THE VILLAGE		2			2
GREEN POINT RX INC DBA ALTRU CHEMISTS		2			2
UNITED MEMORIAL MEDICAL CENTER			2	100%	2
HOUSTON MEDICAL CENTER LABORATORY		1	1	50%	2
PLAINS REGIONAL MEDICAL CENTER		2			2
MILLERSVILLE UNIVERSITY HEALTH SERVICE		2			2
ST MARY MEDICAL CENTER			2	100%	2
MEDEXPRESS URGENT CARE, LEBANON		2			2
WALGREENS #07033		2			2
BAPTIST HOSPITAL LABORATORY			2	100%	2

COVID-19: testing by laboratory

Data through May 25, 2021 verified as of May 26, 2021 at 09:25 AM

Data in this report are provisional and subject to change.

The numbers in the table below represent the number of Florida and non-Florida residents for whom test results were received by the Department of Health. A person can be tested by more than one laboratory and can have both positive and negative results. **Therefore, the sum of the numbers in each column will be larger than the total number of people tested.**

Reporting lab	Inconclusive	Negative	Positive	Percent positive	Total
CVS MA1877POCT NORTON		2			2
CVS TX7431POCT ROWLETT		2			2
MIDDLEBURG PEDIATRICS			2	100%	2
PALM WEST INTERNIST PA			2	100%	2
MEDEXPRESS URGENT CARE - MYLAN			2	100%	2
PIEDMONT URGENT CARE - CONYERS		2			2
ACKERMAN CANCER CENTER		2			2
PATIENT FIRST - SICKLERVILLE		1	1	50%	2
PIEDMONT WALTON HOSPITAL		2			2
PLASMA MED RESEARCH DBA		2			2
CARBON HEALTH			2	100%	2
JASPER MEMORIAL HOSPITAL		1	1	50%	2
URGENT CARE OF COASTAL GEORGIA			2	100%	2
Lynwood		2			2
Garden Isle Healthcare and Rehabilitation Center		2			2
PUBLIX PHARMACY #1387		2			2
PIEDMONT ATHENS REGIONAL HOSPITAL LAB			2	100%	2
ERGENT MED SAINT SIMONS			2	100%	2
Manor At Perrysburg		2			2
Sanford Health & Rehabilitation			2	100%	2
COLLECTION SITES			2	100%	2
GULF COAST MEDICAL CENTER RESPIRATORY CARE			2	100%	2
ABBEY DELRAY SOUTH IN FLORIDA			2	100%	2
FLORIDA DEPARTMENT OF HEALTH IN CITRUS COUNTY		2			2
Iron County Medical Care Facility		2			2
LONG ISLAND MINIMALLY INVASIVE SURGERY		2			2
DIAGNOSTIC CLINIC MEDICAL GROUP INC		2			2
BERGEN COUNTY SURGICAL AND ENDOSCOPY CENTER		2			2
MEDISURE DBA MY WELLNESS EXPRESS			2	100%	2
SPECTRA EAST INC		1	1	50%	2
HELEN HAYES HOSPITAL LABORATORY		2			2
VA Connecticut HCS - Newington Campus		2			2
MICARE CLINC			2	100%	2
NEW BRIDGE MEDICAL CENTER		2			2
INSPIRIT SENIOR LIVING			2	100%	2
DEPT OF HEALTH			2	100%	2
CARIBOU MEDICAL CENTER			2	100%	2
FIRST CHOICE MEDICAL PC			2	100%	2
FAST TEST NOW		2			2
DOCTORS CARE OF PALM COAST			2	100%	2
Kroger 672 - The Little Clinic Bill Kennedy & Glenwood		2			2
CareATC - Enovation Controls			2	100%	2
CAREATC - PALM HARBOR		1	1	50%	2
SWEETWATER NURSING CENTER		2			2
RAPID RESULT CORP LLC		1	1	50%	2
MAYO CLINIC COUMADIN CLINIC LABORATORY		1	1	50%	2
CVS MA38POCT CHARLTON		2			2

COVID-19: testing by laboratory

Data through May 25, 2021 verified as of May 26, 2021 at 09:25 AM

Data in this report are provisional and subject to change.

The numbers in the table below represent the number of Florida and non-Florida residents for whom test results were received by the Department of Health. A person can be tested by more than one laboratory and can have both positive and negative results. **Therefore, the sum of the numbers in each column will be larger than the total number of people tested.**

Reporting lab	Inconclusive	Negative	Positive	Percent positive	Total
RIVIERA BEACH INTEGRATED CARE INC			2	100%	2
SPRINGFIELD HOSPITAL LABORATORY			2	100%	2
LIFESPAN HEALTH - SELMER		2			2
Parkwood in the Pines		2			2
EXCELTOX LABORATORIES LLC		2			2
CRAWFORD COUNTY CARE CENTER		2			2
UF KANAPAHA LAB BEAKER		2			2
CARE NOW DENTON			2	100%	2
UNIVERSITY OF VERMONT MEDICAL CENTER			2	100%	2
PM PEDIATRICS OF BAYSIDE, PLLC - RIVE	2				2
FLORIDA MEDICAL CLINIC RADIOLOGY DALE MABRY	2				2
NEW YORK UNIVERSITY MEDICAL CENTER			2	100%	2
MEDEXPRESS URGENT CARE - SPRINGFIELD, COOLEY ST	2				2
The Laurels of Hendersonville	2				2
UNIVERSITY OF MISSOURI HEALTH CARE			2	100%	2
CVS OH6185POCT PICKERINGTON	2				2
Lake Charles Healthcare LLC dba Landmark Lake Charles			2	100%	2
GOUVERNEUR HOSPITAL LABORATORY	2				2
POLK PEDIATRICS	1		1	50%	2
LACORP	1		1	50%	2
CVS PHARMACY INC DBA CVS/PHARMACY # 10600	2				2
CARE 365			2	100%	2
NORTHSIDE FAMILY MEDICINE AND URGENT CARE (CUMMING)	2				2
BMC/JACSONVILLE	1		1	50%	2
POINT OF CARE PRIVATE HEALTH MANAGEMENT			2	100%	2
Essex Center for Rehabilitation and Healthcare	2				2
HCA HOUSTON ER 24/7			2	100%	2
Avanti Wellness and Rehab			2	100%	2
COLONIAL HEALTH CARE	1		1	50%	2
Alden Terrace of McHenry			2	100%	2
LABTOX LABORATORIES			2	100%	2
RM PHARMACY SERVICES INC	1		1	50%	2
SYLVAN NURSING			2	100%	2
VASNHS-Northeast PC Clinic	1		1	50%	2
Oakmont of Katy Nursing and Rehabilitation	2				2
ManorCare Health Services-Monroeville	2				2
IMA MEDICAL CENTER OF SOUTH WEST ORLANDO	1		1	50%	2
ASCENSION ST MICHAEL'S HOSPITAL LAB	1		1	50%	2
ILLINOIS DEPT OF PUBLIC HEALTH LABS			2	100%	2
CONEMAUGH MEMORIAL MEDICAL CENTER	2				2
Grand Junction VAMC	2				2
WITHHEALTH, INC	2				2
FLORIDA CLINICAL LABORATORY INC			2	100%	2
SOUTHERN TENNESSEE MEDICAL CENTER			2	100%	2
PARK CITY HOSPITAL - RESPIRATORY CARE SERVICES			2	100%	2
HPH HOME CARE	1		1	50%	2
BIOHEALTH MEDICAL LAB INC			2	100%	2

COVID-19: testing by laboratory

Data through May 25, 2021 verified as of May 26, 2021 at 09:25 AM

Data in this report are provisional and subject to change.

The numbers in the table below represent the number of Florida and non-Florida residents for whom test results were received by the Department of Health. A person can be tested by more than one laboratory and can have both positive and negative results. **Therefore, the sum of the numbers in each column will be larger than the total number of people tested.**

Reporting lab	Inconclusive	Negative	Positive	Percent positive	Total
Kroger 762 - The Little Clinic Clarksville		2			2
BUFFALO CROSSINGS HEALTHCARE AND REHABILITATION CENTER			2	100%	2
EXPRESSCARE OF WESTMINSTER			2	100%	2
HUMILITY OF MARY HEALTH PARTNERS			2	100%	2
Kroger 127 - The Little Clinic Lakewood-Alameda		2			2
CVS OH3980POCT KENT		2			2
BAPTIST HOSPITAL PRIMARY CARE GULF BREEZE			2	100%	2
HENRY FORD WEST BLOOMFIELD HOSPITAL			2	100%	2
CVS PA5447POCT NEWTOWN		2			2
CHAPPEL GROUP RESEARCH, THE		2			2
SPRING VALLEY HOSPITAL MEDICAL CENTER			2	100%	2
STITCHES ACUTE CARE CENTER OF CHEYENNE			2	100%	2
Kroger 412 - The Little Clinic Oxford		2			2
MEDEXPRESS URGENT CARE - SPRINGDALE, S 40TH STREET		2			2
JACKSON LABORATORY OF GENOMIC MEDICINE		2			2
LADY LAKE FAMILY MEDICINE			2	100%	2
UNIVERSTIY OF ILLINOIS HOSPITAL			2	100%	2
The Palms Nursing and Rehabilitation		1	1	50%	2
TRIDENT ANTI AGING LLC			2	100%	2
KANSAS CITY VA MEDICAL CENTER			2	100%	2
Chatham Nursing and Rehab Center		2			2
TMH PHYSICIAN PARTNERS MONTICELLO		1	1	50%	2
FHCP ASC - ORANGE CITY			2	100%	2
DESERT ROSE FL LLC		2			2
MAWD PATHOLOGY GROUP			2	100%	2
NEWTON MEMORIAL HOSPITAL		2			2
PUBLIX PHARMACY #1048		2			2
EVERYBODY'S FAMILY CLINIC		2			2
Friendship Manor Inc.		2			2
UWMC MONTLAKE DEPT OF LAB MED			2	100%	2
KAISER SUNNYSIDE MEDICAL CTR LAB		2			2
NEW YORK PSYCHIATRIC INSTITUTE		2			2
AVERA MEDICAL GROUP			2	100%	2
CEDARS-SINAI MEDICAL CENTER			2	100%	2
MARCO ISLAND HOSPITAL INC D/B/A		1	1	50%	2
PALM BEACH DIABETES & ENDOCRINE SPECIALISTS PA			2	100%	2
GERM BUSTERS 911 LLC			2	100%	2
CARESPOT URGENT CARE		1	1	50%	2
SUMMIT URGENT CARE PS			2	100%	2
ADVENTHEALTH EAST ORLANDO EMPLOYEE CLINIC		2			2
HOME ACCESS HEALTH			2	100%	2
FAMILY URGENT CARE		2			2
EDGEWATER RETIREMENT MANOR			2	100%	2
AHC Humboldt		2			2
AL MANI HEALTH INSTUTUTE		2			2
STAGES OF LIFE MEDICAL INSTITUTE			2	100%	2
BRADENTON DIALYSIS			2	100%	2

COVID-19: testing by laboratory

Data through May 25, 2021 verified as of May 26, 2021 at 09:25 AM

Data in this report are provisional and subject to change.

The numbers in the table below represent the number of Florida and non-Florida residents for whom test results were received by the Department of Health. A person can be tested by more than one laboratory and can have both positive and negative results. **Therefore, the sum of the numbers in each column will be larger than the total number of people tested.**

Reporting lab	Inconclusive	Negative	Positive	Percent positive	Total
ELMHURST MEMORIAL HOSPITAL			2	100%	2
FL DEPT OF HEALTH MARION COUNTY MOBILE HEALTH UNIT			2	100%	2
DALLAS BAPTIST UNIVERSITY - HEALTH SERVICES			2	100%	2
NEIGHBORCARE PHARMACY SERVICES		2			2
HOWELL BRANCH COURT		1	1	50%	2
UMHC HOLLYWOOD LABORATORY			2	100%	2
ST. MARY'S MEDICAL CENTER EVANSVILLE, INC			2	100%	2
Mary Anna Nursing Home		2			2
BERKSHIRE MEDICAL CENTER			2	100%	2
MEDEXPRESS URGENT CARE - RUSSELLVILLE, W MAIN ST	2				2
MEDPOST - NORTH DALLAS			2	100%	2
LOURDES-NOREEN MCKEEN RESIDENCE☐			2	100%	2
JMC TALLAHASSEE, LLC			2	100%	2
DEKALB MEDICAL CENTER LABORATORY			2	100%	2
CPL INC/BSSC PATHOLOGY		2			2
SHORE MEDICAL CENTER		2			2
EMORY DECATUR HOSPITAL - EMORY MEDICAL		2			2
CARINGPLUS HOMECARE LLC		1	1	50%	2
NEW YORK CITY CENTRAL COVID			2	100%	2
AYASS BIOSCIENCE LLC			2	100%	2
MEDEXPRESS URGENT CARE - CONWAY		2			2
NANCY M WORTHINGTON MD PA			2	100%	2
ADVENT HEALTH - OWASA			2	100%	2
FLORIDA JOINT & SPINE INSTITUTE PA		2			2
SUNNYSIDE MANOR		2			2
LAB PLUS, LLC			2	100%	2
Arbors at Gallipolis		2			2
Virginia Gay Nursing and Rehab		2			2
EUROFINS CENTRAL LABORATORY, LLC		2			2
JORDAN VALLEY MEDICAL CENTER			2	100%	2
MIAMI DADE MEDICAL RESEARCH INSTITUTE			2	100%	2
CAROLINA BAY HEALTHCARE CTR OF WILMING		2			2
NORTH SHORE HEMATOLOGY-ONCOLOGY ASSOCIATES		2			2
Cooperstown Center for Nursing and Rehabillitation		2			2
Edinboro Manor		2			2
SPRINGS MEDICAL LAB		1	1	50%	2
CONNECTICUT CVS PAHRMACY, LLC		1			1
EMPATH HOME HEALTH LLC			1	100%	1
PEDIATRIC PARTNERS OF ZEPHYRHILLS PA			1	100%	1
FAMILY MEDICAL CLINIC KENDALL LLC			1	100%	1
Kroger 006 - The Little Clinic Uintah Gardens		1			1
Jewish Senior Services		1			1
DOCTORS CARE – GREER		1			1
WEST PARK HOSPITAL PEDIATRICS			1	100%	1
ELDERWOOD AT WAVERLY		1			1
Lantern Park Specialty Care		1			1
WELLMED AT LONGWOOD			1	100%	1

COVID-19: testing by laboratory

Data through May 25, 2021 verified as of May 26, 2021 at 09:25 AM

Data in this report are provisional and subject to change.

The numbers in the table below represent the number of Florida and non-Florida residents for whom test results were received by the Department of Health. A person can be tested by more than one laboratory and can have both positive and negative results. **Therefore, the sum of the numbers in each column will be larger than the total number of people tested.**

Reporting lab	Inconclusive	Negative	Positive	Percent positive	Total
KATHY L ANDERSON DO PA			1	100%	1
JOHN MANCHIN SR HEALTH CARE CENTER		1			1
Walgreens #12271		1			1
TRIHEALTH			1	100%	1
ST JOHNS PEDIATRICS PA		1			1
OAKWOOD HOSPITAL - SOUTHSHORE			1	100%	1
PROVIDENCE ST PETER HOSPITAL		1			1
SMA BEHAVIORAL HEALTH SERVICES INC		1			1
LAS PALOMAS SENIOR LIVING		1			1
INFANTS & CHILDREN PA			1	100%	1
Hearthstone Nursing and Rehabilitation Center		1			1
MINUTE CLINIC DIAGNOSTIC MED GRP OF CA		1			1
BORINQUEN HEALTH CENTER			1	100%	1
SMITH			1	100%	1
ATRIUM HEALTH URGENT CARE - MOUNTAIN ISLAND			1	100%	1
Miller Health Care Center			1	100%	1
SUN LABORATORY SERVICES,INC			1	100%	1
DUKE UNIVERSITY MEDICAL CENTER			1	100%	1
AMERICA'S ER SITE 002 LLC			1	100%	1
Kroger 805 - The Little Clinic Lewis Center		1			1
Washington County Nursing HOme			1	100%	1
LEESBURG REGIONAL MEDICAL CENTER AMBULATORY SC			1	100%	1
STEELFUSION CLINICAL TOXICOLOGY LABS			1	100%	1
BGB SUMMIT MEDICAL GROUP		1			1
GULF COAST MEDICAL CENTER NURSING DEPT		1			1
SIGNATURE HEALTHCARE OF BUCKHEAD		1			1
STOPWATCH URGENT CARE			1	100%	1
VCU HEALTH MEDICAL CENTER PATHOLOGY			1	100%	1
CLEVELAND CLINIC OUTPATIENT LABORATORY			1	100%	1
INDIAN RIVER CLINICAL LABORATORY, INC.		1			1
NORWOOD HEALTH CENTER		1			1
GWINNETT MEDICAL CENTER			1	100%	1
Heartland of Pittsburgh PA, LLC		1			1
COMPLEX LABS, LLC		1			1
ST JOSEPHS CHILDRENS HOSPITAL PEDI TRANSPORT			1	100%	1
SOUTHERN NEVADA HEALH DISTRICT LABORATORY SYSTEM			1	100%	1
MEDICAL ASSOCIATES OF THE SHOALS		1			1
RIVERSIDE SHORE MEMORIAL HOSPITAL			1	100%	1
Walgreens #19304		1			1
MISSION HOSPITAL – MEMORIAL CAMPUS			1	100%	1
Walgreens #12695			1	100%	1
LABONE		1			1
ADVANCE HEALTH AND WELLNESS SOLUTIONS			1	100%	1
EVERLYWELL DIAGNOSTICS			1	100%	1
WALGREEN#12147		1			1
FLORIDA DEPARTMENT OF HEALTH IN BROWARD COUNTY		1			1
park avenue extended care		1			1

COVID-19: testing by laboratory

Data through May 25, 2021 verified as of May 26, 2021 at 09:25 AM

Data in this report are provisional and subject to change.

The numbers in the table below represent the number of Florida and non-Florida residents for whom test results were received by the Department of Health. A person can be tested by more than one laboratory and can have both positive and negative results. **Therefore, the sum of the numbers in each column will be larger than the total number of people tested.**

Reporting lab	Inconclusive	Negative	Positive	Percent positive	Total
WESLEY CHAPEL INTERNAL MEDICINE AND PEDIATRICS PA			1	100%	1
HOME AIDE SVC OF EASTERN NY INC D/B/A		1			1
WESTEX URGENT CARE, PLLC			1	100%	1
LOPEZ		1			1
MORGAN STANELY HEALTH CENTER		1			1
Birmingham Nursing & Rehab Center		1			1
HIGH DESERT COURT GROUP HOME			1	100%	1
WALGREENS #5130			1	100%	1
HILLVIEW TERRACE			1	100%	1
Villages of St.Peters	1				1
PATIENT FIRST - CHERRY HILL	1				1
CVS SC7012POCT BALLENTINE			1	100%	1
ELKHART GENERAL HOSPITAL			1	100%	1
CLEVELAND HEARTLAB			1	100%	1
BOTTINEAU GOOD SAMARITAN CENTER	1				1
LANSING URGENT CARE			1	100%	1
Greene Meadows Nursing and Rehabilitation Center	1				1
MD NOW MEDICAL CENTERS, INC			1	100%	1
NULL			1	100%	1
GADSDEN FAMILY PRACTICE	1				1
SEABROOK EMS			1	100%	1
PALOMAR MEDICAL CENTER			1	100%	1
Nemours Children's Clinic-Orla			1	100%	1
CHRISTIANA HOSPITAL	1				1
SIGNATURE CARE MIDLAND			1	100%	1
PALM COAST DRAW STATION/AMERICAN HEALTH ASSOCIATES	1				1
GENESIS MEDICAL CENTER OF CORAL SPRINGS INC			1	100%	1
COVE AT THE MARBELLA,THE			1	100%	1
GENEVA FAMILY HEALTH			1	100%	1
ALLSOUTH URGENT CARE CLINIC			1	100%	1
HUNTERS CREEK MEDICAL ASSOCIATES PA	1				1
BEACH CARE PLLC			1	100%	1
CVS IL5822POCT MOKENA	1				1
GUILFORD IMMEDIATE CARE, SYAH, LLC	1				1
PLANTATION DIALYSIS			1	100%	1
SPECIALTY DRUG TESTING			1	100%	1
TMH URGENT CARE CENTER			1	100%	1
TAMPA FAMILY HEALTH CENTERS			1	100%	1
Kroger 894 - The Little Clinic NEC	1				1
WALGREENS #10308	1				1
ST LUKE'S CORNWALL HOSPITAL N			1	100%	1
BISHOP KEARNEY	1				1
Medicalodges Neosho			1	100%	1
METHODIST OLIVE BRANCH HOSPITAL			1	100%	1
CERTUS OC OPCO, LLC			1	100%	1
CVS IL6789POCT WOODRIDGE	1				1
Melbourne Terrace Rehabilitation Center			1	100%	1

COVID-19: testing by laboratory

Data through May 25, 2021 verified as of May 26, 2021 at 09:25 AM

Data in this report are provisional and subject to change.

The numbers in the table below represent the number of Florida and non-Florida residents for whom test results were received by the Department of Health. A person can be tested by more than one laboratory and can have both positive and negative results. **Therefore, the sum of the numbers in each column will be larger than the total number of people tested.**

Reporting lab	Inconclusive	Negative	Positive	Percent positive	Total
IVY CREEK FAMILY CARE OF TROY			1	100%	1
KIOSK MEDICINE OF KENTUCKY LLC		1			1
AURORA HEALTH CARE METRO INC			1	100%	1
AVANTARA REDFIELD		1			1
AMERITECH COLLEGE OF HEALTHCARE			1	100%	1
NORTHWEST TEXAS HEALTHCARE SYSTEM,INC			1	100%	1
AVALON NURSING CENTER		1			1
MID-FLORIDA PATHOLOGY LLC		1			1
NATION'S BEST CARE HOME HEALTH			1	100%	1
SUNCOAST FAMILY MEDICAL ASSOCIATES			1	100%	1
NONA MEDICAL ARTS	1				1
DR Q PEDIATRICS			1	100%	1
FAMILY MEDICAL CENTRE			1	100%	1
ABINGTON MEMORIAL HOSPITAL			1	100%	1
NEMOURS CHILDREN'S PRIMARY CARE			1	100%	1
MOUNTAINVIEW URGENT CARE VALLEY	1				1
LAURELS OF MT PLEASANT,THE	1				1
MANOR CARE OF DELRAY BEACH FL LLC	1				1
COASTAL PEDIATRICS LLC			1	100%	1
BLESSINGS MEDICAL CLINIC, THE			1	100%	1
UT HEALTH RIO GRANDE VALLEY PRIMARY CARE AT			1	100%	1
GAMMA HEALTHCARE, INC	1				1
NABI	1				1
CONCENTRA - TAMPA EAST	1				1
CONCENTRA - LEESBURG	1				1
HILTON HEAD HOSPITAL/INPATIENT			1	100%	1
MEMORIALCARE LONG BEACH MEDICAL CENTER			1	100%	1
STEPHENS COUNTY HOSPITAL			1	100%	1
CROZER-CHESTER MEDICAL CENTER			1	100%	1
MONROE HOSPITAL			1	100%	1
LABWORKS LLC			1	100%	1
CARSON NURSING AND REHABILITATION CENTER	1				1
DAYTONA BEACH DIALYSIS			1	100%	1
MISSOURI DEPT. OF HEALTH			1	100%	1
LUTHERAN HAVEN HOME HEALTHCARE	1				1
MGH DEPARTMENT OF PATHOLOGY			1	100%	1
ALBUQUERQUE INDIAN HEALTH CENTER	1				1
WELLNESS CENTER BY DR MIGNON,THE			1	100%	1
WELLPATH LLC	1				1
BAPTIST HEALTH PRIMARY CARE AT CUTLER BAY			1	100%	1
ERIE COUNTY EMERGENCY SERVICES DIV OF	1				1
NLAC SUMMERBIO			1	100%	1
AHUJA MEDICAL CENTER			1	100%	1
SCHUYLER HOSPITAL	1				1
BOCA RATON REGIONAL HOSPITAL	1				1
SEGAL INSTITUTE FOR CLINICAL RESEARCH INC			1	100%	1
HSRE-ASL CASSELBERRY TRS, LLC			1	100%	1

COVID-19: testing by laboratory

Data through May 25, 2021 verified as of May 26, 2021 at 09:25 AM

Data in this report are provisional and subject to change.

The numbers in the table below represent the number of Florida and non-Florida residents for whom test results were received by the Department of Health. A person can be tested by more than one laboratory and can have both positive and negative results. **Therefore, the sum of the numbers in each column will be larger than the total number of people tested.**

Reporting lab	Inconclusive	Negative	Positive	Percent positive	Total
EAGLE COUNTY HEALTH AND HUMAN SERVICES			1	100%	1
NEW HANOVER REGIONAL MEDICAL CENTER			1	100%	1
FAMILY & INTERNAL MEDICINE CENTER		1			1
OPTUM OF HIALEAH		1			1
URGENT 202 COX CREEK PKWY		1			1
ELLICOTT CENTER FOR REHABILITATION AND		1			1
AMD			1	100%	1
Waycross VA CBOC		1			1
SUTTER HEALTH SACRAMENTO SIERRA REGION			1	100%	1
Kroger - KR003400316			1	100%	1
Northwest Metro VA OPC		1			1
BROWARD MEDICAL LAB			1	100%	1
Encompass Health Rehab Hosp Tinton Falls		1			1
EXPRESS CARE OF OCALA			1	100%	1
TRUMAN MEDICAL CENTER - HOSPITAL HILL			1	100%	1
RENEGADEXBIO, PBC	1				1
ALPHA CLINICAL LABORATORY CORP.			1	100%	1
NORTH CAROLINA STATE LABORATORY OF PUBLIC HEALTH, SPECTRUM LAB NETWORK			1	100%	1
VIP FAMILY PRACTICE			1	100%	1
TMH PHYSICIAN PARTNERS WAKULLA			1	100%	1
PENNY PEDIATRICS		1			1
HEALTH PLUS SUNRISE MEDICAL OFFICE			1	100%	1
BACON COUNTY HOSPITAL		1			1
ST FRANCIS HOSPITAL LABORATORY		1			1
LABORATORIO MEDICO CENTRAL CONDOMINO MD			1	100%	1
CHATSWORTH ASSISTED LIVING COMMUNITY AT PGA NATIONAL			1	100%	1
SOUTH COUNTY NURSING AND REHABILITATION		1			1
Ashland Place Health and Rehabilitation, LLC		1			1
WILMINGTON NURSING AND REHAB			1	100%	1
FLORIDA HOSPITAL TRANSPLANT CENTER		1			1
GATEWAY COMMUNITY SERVICES INC			1	100%	1
BROOKDALE WEST PALM BEACH			1	100%	1
LIBERTY COMMONS NURSING AND REHABILITA		1			1
CONSOLIDATED			1	100%	1
DORNOCH PLACE DEL PRADO		1			1
Davie Nursing & Rehabilitation Center		1			1
SHAW MEDICAL GROUP LLC			1	100%	1
SILVERMAN			1	100%	1
Kroger 588 - The Little Clinic Thompsons Station		1			1
PHYSICIANS URGENT CARE			1	100%	1
ADVENTHEALTH IMAGING WINTERGARDEN		1			1
SOUTH SEMINOLE HOSPITAL POCT			1	100%	1
BAPTIST ASI			1	100%	1
HEALTH CLINIC,THE		1			1
MISSION REGIONAL MEDICAL CENTER			1	100%	1
CHILDRENS CLINIC OF PENSACOLA PA			1	100%	1
SUMMERBIO LLC			1	100%	1

COVID-19: testing by laboratory

Data through May 25, 2021 verified as of May 26, 2021 at 09:25 AM

Data in this report are provisional and subject to change.

The numbers in the table below represent the number of Florida and non-Florida residents for whom test results were received by the Department of Health. A person can be tested by more than one laboratory and can have both positive and negative results. **Therefore, the sum of the numbers in each column will be larger than the total number of people tested.**

Reporting lab	Inconclusive	Negative	Positive	Percent positive	Total
BIODORON LABORATORIES			1	100%	1
NEMOURS CHILDREN'S PRIMARY CARE, ST CLOUD			1	100%	1
DSL TENANT II LLC			1	100%	1
MIAMI VASCULAR SURGERY			1	100%	1
PINES AT RUTLAND, THE		1			1
HOMESTEAD MEDICAL CLINIC PA			1	100%	1
Medilodge of Marshall		1			1
FIRSTCARE MEDICAL CENTER			1	100%	1
ST FRANCIS COLLEGE WELLNESS CENTER	1				1
DEVITA	1				1
INTERIM HHA OF ST AUGUSTINE INC	1				1
NIHCC			1	100%	1
SUN CITY DIAGNOSTIC CENTER			1	100%	1
WELLINGTON WEST 100176			1	100%	1
COLLINS NURSING HOME	1				1
CROSS CREEK HEALTH CARE	1				1
Vista Park			1	100%	1
LIFESTREAM BEHAVIORAL CENTER INC			1	100%	1
FINLAY MEDICAL RESEARCH CORP			1	100%	1
SYNAPSE ANALYTICAL LABS	1				1
ALL PRO ORTHOPEDICS & SPORTS MEDICINE, PA			1	100%	1
INLET CONCIERGE MEDICINE			1	100%	1
ATHENS MEDICAL CENTER			1	100%	1
PHYSICIAN ASSOCIATES, LLC			1	100%	1
NOORANI MEDICAL CENTER LLC			1	100%	1
EXACCARE KINGSTON, LLC			1	100%	1
FHPG INTERNAL MEDICINE OF BRANDON			1	100%	1
TEMPLE TERRACE DIALYSIS			1	100%	1
SPARTA HEALTH & REHAB	1				1
SOUTH TEXAS HEALTH SYSTEM ER - WARE ROAD			1	100%	1
BRADENTON CONVENTION CENTER□			1	100%	1
WVU MEDICINE - WESTON			1	100%	1
MINNESOTA HERITAGE HOUSE	1				1
PANCARE HEALTH - BRUCE			1	100%	1
ARIZONA STATE LABORATORY			1	100%	1
FIRST CARE HOME SERVICES INC			1	100%	1
Kroger 395 - The Little Clinic Blanchester	1				1
JERSEY SHORE CENTER	1				1
NEW MILFORD HOSPITAL			1	100%	1
MAIN STREET PHARMACY OF MARCELLUS, INC	1				1
SALEM HOSPITAL REGIONAL LABORATORY	1				1
PALM AVENUE BAPTIST TOWER INC	1				1
DOCTORS HOSPITAL OF LAREDO			1	100%	1
ADVENTHEALTH MEDICAL GROUP FAMILY			1	100%	1
UHS BINGHAMTON GENERAL			1	100%	1
RAPID CITY REGIONAL HOSPITAL -579 ATTN. LABORATORY	1				1
PASTEUR MEDICAL HIALEAH GARDEN LLC			1	100%	1

COVID-19: testing by laboratory

Data through May 25, 2021 verified as of May 26, 2021 at 09:25 AM

Data in this report are provisional and subject to change.

The numbers in the table below represent the number of Florida and non-Florida residents for whom test results were received by the Department of Health. A person can be tested by more than one laboratory and can have both positive and negative results. **Therefore, the sum of the numbers in each column will be larger than the total number of people tested.**

Reporting lab	Inconclusive	Negative	Positive	Percent positive	Total
Premier Estates of Dublin, LLC		1			1
AYASS BIOSCIENCE			1	100%	1
St. Catherine's manor of Findlay		1			1
ROCHELLE PARK MEDICAL CENTER PA		1			1
SUNSHINE URGENT CARE			1	100%	1
BALLAD HEALTH MEDICAL ASSOCIATES URGENT CARE			1	100%	1
UTAH VALLEY HOSPITAL LABORATORY			1	100%	1
SIGNATURE CARE MEMORIAL CITY			1	100%	1
CONCORDIA MANOR			1	100%	1
DOCTORS MEDICAL CENTER			1	100%	1
EAST LANSING OPCO		1			1
ADVANCE FLORIDA CONSULTING			1	100%	1
WMG URGENT CARE WOODSTOCK			1	100%	1
Avantara Lake Norden		1			1
PHYSICIANS ASSOCIATES			1	100%	1
SANCHEZ CAZAU MEDICAL GROUP			1	100%	1
HARDIN MEMORIAL HOSPITAL - HEARTLAND PATHOLOGY CONSULTANTS			1	100%	1
KISSIMMEE HOME TRAINING		1			1
FLORIDA HEART AND VASCULAR MULTISPECIALTY GROUP PA			1	100%	1
BMC/NASSAU			1	100%	1
MORGAN MEDICAL CENTER		1			1
VIVIAN SIMMONS FAMILY PRACTICE			1	100%	1
CELEBRATION FAMILY PHYSICIANS LLC			1	100%	1
FAMILY MEDICAL CARE OF MOUNT DORA INC			1	100%	1
ST ROSE HOSPITAL			1	100%	1
CONCIERGE INTERNAL MEDICINE ASSOCIATES			1	100%	1
NORTH WEST FLORIDA DIAGNOSTIC ENOCRINOLOGY CLINIC			1	100%	1
WALGREENS #11572		1			1
POUDRE VALLEY HOSPITAL			1	100%	1
SINAI URGENT CARE FORT WORTH, LLC			1	100%	1
GULF BREEZE TREATMENT CENTER, LLC			1	100%	1
LOVELACE WOMEN'S HOSPITAL		1			1
PIONEER CLINICAL RESEARCH LLC			1	100%	1
FAMILY MEDICAL CENTERS			1	100%	1
INDIGO PALMS			1	100%	1
LAKE VISTA DIALYSIS			1	100%	1
Quince Nursing and Rehabilitation Center		1			1
JET MEDICAL CENTER			1	100%	1
WESTOX LABS		1			1
CHILDREN'S HOSPITAL OF CHICAGO			1	100%	1
ENT AND ALLERGY ASSOCIATES, LLP		1			1
JOHNSON MEDICAL SERVICES			1	100%	1
Alexandria Place		1			1
BMRHC HARRISON		1			1
HEBER VALLEY MEDICAL CENTER			1	100%	1
SPRINGBROOK HOSPITAL			1	100%	1
SAINT PETE MRI			1	100%	1

COVID-19: testing by laboratory

Data through May 25, 2021 verified as of May 26, 2021 at 09:25 AM

Data in this report are provisional and subject to change.

The numbers in the table below represent the number of Florida and non-Florida residents for whom test results were received by the Department of Health. A person can be tested by more than one laboratory and can have both positive and negative results. **Therefore, the sum of the numbers in each column will be larger than the total number of people tested.**

Reporting lab	Inconclusive	Negative	Positive	Percent positive	Total
MEMORIAL PHYSICIANS LABORATORY			1	100%	1
EMERY MEDICAL CENTER			1	100%	1
FORT LOUDOUN PRIMARY CARE		1			1
COLQUITT COMPLETE CARE			1	100%	1
MY URGENT CARE CLINIC			1	100%	1
GEAUGA REGIONAL HOSPITAL		1			1
HIGHLAND LABORATORY			1	100%	1
HONU	1				1
GENVIEW DIAGNOSIS INC			1	100%	1
IVY CREEK HEALTHCARE & WELLNESS CENTRE			1	100%	1
QUALITY LAB			1	100%	1
ADVANCED MEDICAL LABORATORIES (AML)			1	100%	1
ISSAM ALBANNA MD PA			1	100%	1
TRUCARE LIVING CENTERS - SELMA			1	100%	1
Dupage Care Center			1	100%	1
RELIANCE HOME HEALTH CARE INC		1			1
SANITAS RESEARCH LLC			1	100%	1
ST JOHN'S MEDICAL CENTER, TETON VILLAGE			1	100%	1
MIL LAKE HEALTHCARE CENTER INC PEDIATRICS			1	100%	1
SOUTHERN WINDS			1	100%	1
Kroger 397 - The Little Clinic Frankfort East		1			1
Memorial Health Care Center			1	100%	1
Bethel Lutheran Nursing & Rehabilitation Center		1			1
St. Anne Home		1			1
OCCUPATIONAL HEALTH CENTER		1			1
BMC MAYPORT			1	100%	1
BRONSON METHODIST HOSPITAL			1	100%	1
VELOCITY CARE URGENT CARE BY CARILION CLINIC			1	100%	1
HARRIS COUNTY PUBLIC HEALTH SERVICES			1	100%	1
BRIDGEPORT EXPRESS CARE			1	100%	1
ADVENTHEALTH MEDICAL GROUP CARDIOLOGY			1	100%	1
ADVANCED BIOMEDICAL INC			1	100%	1
MONMOUTH MEDICALC ENTER		1			1
MEMORIAL HERMANN SOUTHWEST HOSPITAL			1	100%	1
TRAVERSE CITY OPCO, LLC		1			1
CVS KS8601POCT OVERLAND PARK			1	100%	1
SARHA DOCTORS CENTER			1	100%	1
ARLINGTON ADULT RESIDENTIAL FACILITY, INC			1	100%	1
Troy Center for Rehabilitation & Nursing		1			1
PEDIATRICS AND FAMILY CARE, LLC			1	100%	1
HIDALGO FAMILY CLINIC			1	100%	1
HEALTH FIRST MEDICAL GROUP LLC			1	100%	1
Ranger Care Center			1	100%	1
LIMA MEMORIAL HOSPITAL			1	100%	1
CONCENTRA - OCALA		1			1
NEXTCARE NOGALES			1	100%	1
WAYNE COUNTY PUBLIC HEALTH		1			1

COVID-19: testing by laboratory

Data through May 25, 2021 verified as of May 26, 2021 at 09:25 AM

Data in this report are provisional and subject to change.

The numbers in the table below represent the number of Florida and non-Florida residents for whom test results were received by the Department of Health. A person can be tested by more than one laboratory and can have both positive and negative results. **Therefore, the sum of the numbers in each column will be larger than the total number of people tested.**

Reporting lab	Inconclusive	Negative	Positive	Percent positive	Total
HOLLAND COMMUNITY HOSPITAL		1			1
FAMILY PHYSICIANS OF WINTER PARK, INC			1	100%	1
Walgreens #3049		1			1
Kroger 49 - The Little Clinic Wichita - 21st St.			1	100%	1
REFERENCE LABORATORY			1	100%	1
GATEWAY LABORATORIES		1			1
HORIZON MEDICAL CENTER			1	100%	1
DISCOVERY GENOMICS		1			1
Kroger 909 - The Little Clinic Hamilton			1	100%	1
NEW VISION MEDICAL LABORATORIES			1	100%	1
CONCIERGE IV NUTRITION			1	100%	1
BAPTIST HEALTH EXPRESS CARE			1	100%	1
CAREHERE HUDSON BAY			1	100%	1
Alden North Shore			1	100%	1
Sunnybrook Rehabilitation Center			1	100%	1
ARIZA WELLNESS CARE LLC			1	100%	1
INTEGRIS SEMINOLE EMERGENCY DEPT			1	100%	1
VELOCITY URGENT CARE - CHIMNEY HILL			1	100%	1
1ST MED DOTHAN			1	100%	1
CHEYENNE REGIONAL MEDICAL CENTER LABORATORY			1	100%	1
KANA MEDICAL			1	100%	1
BROCK HUGHES MEDICAL CENTER			1	100%	1
Birmingham Nursing and Rehabilitation East LLC	1				1
MIDWEST COVENANT HOME, INC	1				1
DOCTORS MEMORIAL HOSP HOME HEALTH CARE	1				1
BAYLOR SCOTT AND WHITE MEDICAL CENTER -CENTENTENNIAL			1	100%	1
WALGREENS WAYNE			1	100%	1
FRONT PORCH PEDIATRICS PLLC			1	100%	1
NORTH PALM BEACH DIALYSIS CENTER			1	100%	1
CLEVELAND CLINIC OHIO LABORATORIES			1	100%	1
DEACONESS URGENT CARE CENTER			1	100%	1
BLUFFTON HEALTH CENTER			1	100%	1
Brakeley Park Center	1				1
ORLANDO PHYSICIAN NETWORK	1				1
FLORIDA HEALTH CARE MEDICAL GROUP	1				1
AMERICAN DRUG TESTING LAB LLC			1	100%	1
COUNTRYSIDE PEDIATRIC CARE PA			1	100%	1
RECOVERY BAY, LLC			1	100%	1
MORNINGSIDE NURSING AND REHABILITATION	1				1
CONVENIENT MEDICAL AND HEALTH SERVICES			1	100%	1
CHI ST ALEXIUS TRANSITIONAL CARE UNIT	1				1
Charlie Norwood VAMC	1				1
SUMMIT HEALTHCARE REGIONAL MEDICAL	1				1
ABSOLUTE HEALTHCARE			1	100%	1
JOHNSON & JOHNSON VISION CARE-VISTAKON			1	100%	1
ASCENSION ST VINCENT'S - WESTSIDE			1	100%	1
FLORIDA CLINICAL RESEARCH CENTER, LLC			1	100%	1

COVID-19: testing by laboratory

Data through May 25, 2021 verified as of May 26, 2021 at 09:25 AM

Data in this report are provisional and subject to change.

The numbers in the table below represent the number of Florida and non-Florida residents for whom test results were received by the Department of Health. A person can be tested by more than one laboratory and can have both positive and negative results. **Therefore, the sum of the numbers in each column will be larger than the total number of people tested.**

Reporting lab	Inconclusive	Negative	Positive	Percent positive	Total
SANTA BARABARA ALF LLC (THE WINDSOR)			1	100%	1
SHANDSCAIR FLIGHT PROGRAM			1	100%	1
Walgreens #10851		1			1
MEDEXPRESS URGENT CARE - CABOT			1	100%	1
HERITAGE SHADYSIDE		1			1
MEDEXPRESS URGENT CARE - WAYNESBURG		1			1
SKIN AND CANCER ASSOCIATES LLP		1			1
CORNERSTONE OF RECOVERY INC		1			1
FLORIDA HOSPITAL LAB			1	100%	1
ADVANCED CARDIOVASCULAR DIAGNOSTICS PL		1			1
SAPLING GROVE URGENT CARE		1			1
TANNER CLINIC			1	100%	1
VA OPTOMETRY CLINIC			1	100%	1
HEART 2 HEART FAMILY PRACTICE			1	100%	1
NORTHEAST BAPTIST HOSPITAL			1	100%	1
Walgreens #11724		1			1
GARNET HEALTH URGENT CARE		1			1
CURELOGICS WOUND CARE & HYPERBARIC CENTER		1			1
Sage Bluff Health & Rehabilitation Center		1			1
THE HEART HOSPITAL BAYLOR PLANO			1	100%	1
ST CHARLES REDMOND LABORATORY		1			1
RAYMOND F CARON MD			1	100%	1
RCP OF MEMORIAL WEST			1	100%	1
CERMAK IMMEDIATE CARE			1	100%	1
CARENOW URGENT CARE-MURFREESBORO			1	100%	1
EVEXIA DIAGNOSTICS			1	100%	1
Signature Healthcare of Georgetown		1			1
Heartland Health Care Center Jacksonville			1	100%	1
WESLEY MEDICAL CENTER			1	100%	1
Medilodge of East Lansing		1			1
THE MEDICAL CENTER AT SCOTTSVILLE			1	100%	1
ADVENTHEALTH MEDICAL GROUP OBSTETRICS AND			1	100%	1
Chestnut Ridge Nursing & Rehab		1			1
Florence Nursing and Rehabilitation Center		1			1
BRADEN CLINIC		1			1
MARINA DEL REY HOSPITAL LAB			1	100%	1
CAMAI COMMUNITY HEALTH CENTER, INC			1	100%	1
Redstone Highlands			1	100%	1
SAINT AGNES MEDICAL CENTER			1	100%	1
DYNACARE			1	100%	1
MOUNT SINAI MEDICAL CENTER AVENTURA ER			1	100%	1
Kroger 500 - The Little Clinic Speedway		1			1
PEDIATRIC PARTNERS			1	100%	1
ALLIED PEDIATRICS & FAMILY MEDICINE			1	100%	1
URGENT CARE CENTER OF PORT ORANGE LLC			1	100%	1
Diversicare of Smyrna		1			1
GIBSON AREA PRIMARY CARE			1	100%	1

COVID-19: testing by laboratory

Data through May 25, 2021 verified as of May 26, 2021 at 09:25 AM

Data in this report are provisional and subject to change.

The numbers in the table below represent the number of Florida and non-Florida residents for whom test results were received by the Department of Health. A person can be tested by more than one laboratory and can have both positive and negative results. **Therefore, the sum of the numbers in each column will be larger than the total number of people tested.**

Reporting lab	Inconclusive	Negative	Positive	Percent positive	Total
VELOCITY URGENT CARE - LITTLE CREEK			1	100%	1
COUPEVILLE SCHOOL DISTRICT #204		1			1
ANY LAB TEST NOW JACKSONVILLE		1			1
SMITH KLINE			1	100%	1
CARESPOT - OVIEDO			1	100%	1
EMBASSY LAKES ARTIFICIAL KIDNEY CENTER			1	100%	1
LABTEST LLC LABTEST DIAGNOSTICS			1	100%	1
BROOKDALE AVONDALE (BU 04360)			1	100%	1
ADAPTIVE BIOTECHNOLOGIES			1	100%	1
UC TAMIAMI			1	100%	1
DAVITA DIALYSIS-NORTH			1	100%	1
MOUNT SINAI CORAL GABLES			1	100%	1
DR PHILLIPS CENTER FOR WELLNESS	1				1
T.J. HEALTH PAVILION			1	100%	1
Elm Crest Senior Living Community	1				1
DOCS OUTSIDE THE BOX INC			1	100%	1
St Mary's d'Youville Pavilion	1				1
OXY-GENLAB			1	100%	1
TWIN			1	100%	1
THE MADEIRA SCHOOL	1				1
BAYSHORE DIALYSIS			1	100%	1
CACERES SPECIALIZED GYNECOLOGY	1				1
NHC PLACE AT COOL SPRINGS	1				1
Kroger 444 - The Little Clinic Dent	1				1
URGENT CARE NORTHWEST	1				1
BREVARD HEALTH ALLIANCE - SARNO/MELBOURNE	1				1
BRIDGEWATER AT WATERMAN VILLAGE			1	100%	1
ManorCare Health Services/ York South	1				1
HARMONY HEALTHCARE ORLANDO INC	1				1
HABANA HEALTH CARE CENTER			1	100%	1
RUBY MEMORIAL HOSP. LAB			1	100%	1
WELL KEY URGENT CARE MARYVILLE	1				1
CORPUS CHRISTI MEDICAL CENTER			1	100%	1
Ladera Center	1				1
MEDTOWN PHARMACY			1	100%	1
WEST VIRGINIA UNIVERSITY HOSPITALS			1	100%	1
EUROFINS APPLIED GENOMICS - LOUISVILLE	1				1
CHP COVID-19 (TX)			1	100%	1
777 URGENT CARE			1	100%	1
ANDERSON MEDICAL	1				1
St. Anthonys Nursing and Rehab			1	100%	1
GREYSTONE HOME HEALTH OF GREATER ORLANDO LLC	1				1
CENTRAL FLORIDA HOSPITALIST			1	100%	1
GREATER MIAMI DIALYSIS			1	100%	1
SOUTHVIEW MEDICAL GROUP PC			1	100%	1
BASCOM PALMER-MICRO LAB			1	100%	1
MBMG OF WINTER HAVEN			1	100%	1

COVID-19: testing by laboratory

Data through May 25, 2021 verified as of May 26, 2021 at 09:25 AM

Data in this report are provisional and subject to change.

The numbers in the table below represent the number of Florida and non-Florida residents for whom test results were received by the Department of Health. A person can be tested by more than one laboratory and can have both positive and negative results. **Therefore, the sum of the numbers in each column will be larger than the total number of people tested.**

Reporting lab	Inconclusive	Negative	Positive	Percent positive	Total
URGENT DOC -NACOGODOCHES CLINIC			1	100%	1
LAKELAND MEDICAL CENTER			1	100%	1
WALMART PHARMACY 10-4554		1			1
JOHN D. ARCHBOLD MEMORIAL HOSPITAL			1	100%	1
MANHATTAN EYE EAR AND THROAT HOSPITAL		1			1
MEMORIAL HERMANN KATY HOSPITAL			1	100%	1
COLER REHABILITATION AND NURSING CARE		1			1
ROMULO CAMOGLIANO MD/INTERNAL MEDICINE			1	100%	1
AUTUMN HOUSE			1	100%	1
Fulton County Medical Center Long Term Care			1	100%	1
Metairie Healthcare Center			1	100%	1
FAMILY PRACTICE ASSOCIATES	1				1
ST ALPHONSUS MEDICAL GROUP - MERIDIAN HEALTH PLAZA	1				1
HEALTH SERVICES-COLUMBIA COLLEGE	1				1
WALGREENS CP	1				1
ST. LUKES HOSPITAL			1	100%	1
MED CHOICE CENTER OF NORTH MIAMI			1	100%	1
MEDICAL CLINIC OF HOUSTON			1	100%	1
CHC			1	100%	1
DUBLIN METHODIST HOSPITAL			1	100%	1
MEMORIAL HOSPITAL LOS BANOS			1	100%	1
ROCKLEDGE HEALTH & REHABILITATION CENTER			1	100%	1
WHEATON FRANCISCAN LABORATORY			1	100%	1
SEATTLE-KING COUNTY			1	100%	1
UT MD ANDERSON CANCER CENTER-TUMOR MARKER LAB			1	100%	1
WEST VIRGINIA UNIVERSITY HOSPITALS, INC			1	100%	1
BIOLOGIK NP	1				1
INTERNAL MEDICINE,SCOTTS VALLEY OFFICE, PALO ALTO MEDICAL FOUNDATION			1	100%	1
Alden Lincoln Park			1	100%	1
Parkview Care Center			1	100%	1
Presbyterian Homes & Services	1				1
FLORIDA FAMILY LABORATORY	1				1
Broomall Manor	1				1
ARNOLD PALMER HOSPITAL LAB POCT	1				1
Pelican Health Norfolk			1	100%	1
THE INTERNAL MEDICAL GROUP	1				1
BRADENTON EAST INTEGRATIVE MEDICINE			1	100%	1
NEMOUR'S CHILDREN'S CLINIC			1	100%	1
BROWNSVILLE ADULT AND PEDIATRIC CLINIC			1	100%	1
CROWNPOINT HEALTHCARE FACILITY	1				1
METRO HEALTH HOSPITAL LABORATORY	1				1
JACKSON GENERAL HOSPITAL			1	100%	1
DOYLESTOWN HOSPITAL			1	100%	1
HEBER VALLEY HOSPITAL			1	100%	1
UNIVERSITY OF MIAMI SCHOOL OF MEDICINE			1	100%	1
HAWAII DEPT OF HEALTH			1	100%	1
WALGREENS #15291	1				1

COVID-19: testing by laboratory

Data through May 25, 2021 verified as of May 26, 2021 at 09:25 AM

Data in this report are provisional and subject to change.

The numbers in the table below represent the number of Florida and non-Florida residents for whom test results were received by the Department of Health. A person can be tested by more than one laboratory and can have both positive and negative results. **Therefore, the sum of the numbers in each column will be larger than the total number of people tested.**

Reporting lab	Inconclusive	Negative	Positive	Percent positive	Total
Lexington Medical Center Extended Care		1			1
Sharon Care Center			1	100%	1
WEST VALLEY MEDICAL CENTER		1			1
Tremont Health & Rehabilitation Center		1			1
RESOURCE PATH LLC			1	100%	1
HARDVARD VANGUARD MEDICAL ASSOCIATES - NEEDHAM			1	100%	1
ASHLEY PEDIATRICS DAY AND NIGHT CLINIC			1	100%	1
Crisp Regional Nursing and Rehab Center		1			1
CHI MEMORIAL HOSPITAL CHATTANOOGA			1	100%	1
TENNOVA HEALTHCARE - CLEVELAND			1	100%	1
SAINT LEO UNIVERSITY INCORPORATED			1	100%	1
Royal Palm Beach Health and Rehab Center			1	100%	1
SWIFTCARE URGENT CARE, PLLC			1	100%	1
Manor Care Health Services			1	100%	1
Fairhope	1				1
C V S / PHARMACY #833	1				1
COSTAMED GRUPO MEDICO			1	100%	1
Marysville Care Center	1				1
BLACK SHEEP MEDICAL			1	100%	1
LIFE CARE CENTER OF HILTON HEAD	1				1
ALIMETRIX INC	1				1
CREATIVE PHARMACY SOLUTIONS EAST LLC	1				1
STAT EMERGENCY CENTER			1	100%	1
OUCH URGENT CARE			1	100%	1
SAINT JOSEPHS HOSPITAL OF ATLANTA			1	100%	1
URGENT CARE OF KANSAS CITY			1	100%	1
LP ELIZABETHTON	1				1
FAU MEMORY & WELLNESS CENTER			1	100%	1
San Antonio Residence and Rehabilitation Center	1				1
YAKIMA VALLEY FAMILY CLINIC			1	100%	1
UF HEALTH FAMILY MEDICINE-GOODBYS CREEK			1	100%	1
ABBOTT LABORATORIES - OCCUPATIONAL HEALTH SERVICES			1	100%	1
BANNER ESTRELLA MEDICAL CENTER			1	100%	1
KINGWOOD EMERGENCY HOSPITAL			1	100%	1
LYSTER MAIN LAB, FT RUCKER	1				1
TREASURE COAST COMMUNITY HEALTH INC			1	100%	1
Jenkins Living Center	1				1
CROWN COLONY PEDIATRICS	1				1
INTERNAL MEDICINE ASSOC OF SOUTH FL PA			1	100%	1
ADVENTHEALTH MEDICAL GROUP UROLOGY AT EAST ORLANDO	1				1
RED BUG LAKE ROAD OVIEDO COVID			1	100%	1
INFINITY HOME CARE OF PORT CHARLOTTE, LLC			1	100%	1
SMART CHOICE PRIMARY AND URGENT CARE			1	100%	1
DE TAR HOSPITAL			1	100%	1
FAIRFIELD MEDICAL CENTER			1	100%	1
SMC MEDICAL CENTER, INC			1	100%	1
STONESPRINGS HOSPITAL CENTER			1	100%	1

COVID-19: testing by laboratory

Data through May 25, 2021 verified as of May 26, 2021 at 09:25 AM

Data in this report are provisional and subject to change.

The numbers in the table below represent the number of Florida and non-Florida residents for whom test results were received by the Department of Health. A person can be tested by more than one laboratory and can have both positive and negative results. **Therefore, the sum of the numbers in each column will be larger than the total number of people tested.**

Reporting lab	Inconclusive	Negative	Positive	Percent positive	Total
NORTH MIAMI BEACH SURGICAL CENTER			1	100%	1
Ideal Senior Living Center		1			1
ATLANTIS VISION CENTER			1	100%	1
MERIDIAN MEADOWS TRANSITIONAL CARE		1			1
PULSE MEDICAL DOCTOTS LLC			1	100%	1
CVS HEALTH NORTH AURORA			1	100%	1
CHILDRENS DOCTOR OF TAMPA BAY, THE			1	100%	1
CVS CA5958POCT EASTVALE		1			1
ST. ANDREW'S SCHOOL		1			1
HACKENSACK UNIVERSITY MEDICAL CENTER		1			1
CAREATC - WISCONSIN PIPE-FITTERS			1	100%	1
FORT MYERS DIALYSIS		1			1
Harry S. Truman Memorial Veterans Hospital		1			1
ST JOHNS MEDICAL CENTER		1			1
COVID CLINIC, INC			1	100%	1
GENESIS MICROBIOLOGY LAB		1			1
WELLSTREET-HOLCOMB BRIDGE ROAD		1			1
Valley View Health and Rehabilitation, LLC		1			1
LAKELAND REGIONAL HEALTH AUBURNDALE		1			1
UNITED HOSPITAL CENTER LABORATORY			1	100%	1
Manor Care of Dallastown d/b/a ManorCare Health Services - Dallastown		1			1
Bayou Vista Community Care Center			1	100%	1
RANDOLPH-MACON COLLEGE			1	100%	1
DBA HICKORY CREEK AT ROCHESTER		1			1
AUBURNDALE DOCTOR TODAY			1	100%	1
MEMORIAL HOSPITAL MIRAMAR WAIVED TESTING			1	100%	1
EPIC CARE PHARMACY		1			1
Westminster Canterbury Richmond		1			1
BIO REFERENCE LABORATORIES INC			1	100%	1
Cloverdale Rehabilitation and Nursing Center		1			1
Gulf Coast health and Rehabilitation, LLC		1			1
Parkwood Healthcare Facility		1			1
CALIFORNIA PUBLIC HEALTH LABORATORY			1	100%	1
GREATER TAMPA AT HOME			1	100%	1
SV MOBILE HEALTH			1	100%	1
Abernethy Laurels		1			1
GREATER MOBILE URGENT CARE			1	100%	1
PROGRESSIVE MEDICAL RESEARCH			1	100%	1
LUMBERTON HOSPITAL			1	100%	1
BETHESDA DIALYSIS			1	100%	1
MEDICAL CENTER FRANKLIN			1	100%	1
St. Mary's Care Center		1			1
HEALTH & WELLNESS PROFESSIONALS INC			1	100%	1
MEDICAL COLLEGE OF GEORGIA MEDICAL CENTER			1	100%	1
BELLMORE PEDIATRICS		1			1
Greencroft Goshen		1			1
USCG BASE MIAMI BEACH MEDICAL LAB		1			1

COVID-19: testing by laboratory

Data through May 25, 2021 verified as of May 26, 2021 at 09:25 AM

Data in this report are provisional and subject to change.

The numbers in the table below represent the number of Florida and non-Florida residents for whom test results were received by the Department of Health. A person can be tested by more than one laboratory and can have both positive and negative results. **Therefore, the sum of the numbers in each column will be larger than the total number of people tested.**

Reporting lab	Inconclusive	Negative	Positive	Percent positive	Total
HCA HOUSTON HEALTHCARE			1	100%	1
ALAFAYA WOODS FAMILY MEDICAL CENTER		1			1
CVS IL2297651CV JOLIET		1			1
JPS HEALTH CENTER AT TRUE WORTH PLACE			1	100%	1
WALGREENS #12322		1			1
SUNSHINE PEDIATRICS OF LUTz			1	100%	1
TRAFALGAR DIALYSIS			1	100%	1
NORTH FLORIDA FAMILY MEDICINE			1	100%	1
WELLSTREET BUCKHEAD NORTH		1			1
Kingston Care Center of Perrysburg		1			1
TREASURE COAST MEDICAL CONCIERGE LLC			1	100%	1
UNIVERSITY PLACE NURSING CENTER		1			1
PHOEBE PRIMARY CARE CAMILLA			1	100%	1
RIVERTON CBOC			1	100%	1
NEXTCARE SUN CITY			1	100%	1
INTERIM HEALTHCARE			1	100%	1
INNOVATIVE HEALTH DIAGNOSTIC OF CALIFORNIA			1	100%	1
CATHOLIC MEDICAL CENTER			1	100%	1
CONNECTICUT CVS PHARMACY, LLC		1			1
VA Northern Indiana HCS - Fort Wayne		1			1
PSL JAX BEACH OPERATIONS LLC			1	100%	1
Walgreens #9620		1			1
CEPERO PEDIATRICS PA			1	100%	1
THE HOSPITALS OF PROVIDENCE EMERGENCY ROOM			1	100%	1
MEDEXPRESS URGENT CARE - PINE BLUFF S		1			1
ST. MICHAEL'S ELITE HOSPITAL			1	100%	1
PALM BEACH COUNTY SHERIFF OFFICE			1	100%	1
ELAN MANATEE			1	100%	1
MED FIRST IMMEDIATE CARE AND FAMILY PRACTICE			1	100%	1
CULVER CITY URGENT CARE			1	100%	1
AHC Dyersburg		1			1
Birchwood Care Center		1			1
HIGHLANDS CLINICAL LABORATORY			1	100%	1
PRIME CARE FAMILY MEDICINE			1	100%	1
UMC WEST CLINIC			1	100%	1
PM PEDIATRICS OF VIRGINIA			1	100%	1
SPECTRUM LUDINGTON			1	100%	1
ACCURATE HEALTH SERVICES CORP			1	100%	1
URGENTMED			1	100%	1
SHANNON MEDICAL CENTER			1	100%	1
REGIONAL MEDICAL CENTER			1	100%	1
D'YOUVILLE SCHOOL OF PHARMACY		1			1
Cornerstone at the Ranch		1			1
PORT ORANGE DIALYSIS			1	100%	1
MIAMI-DADE COUNTY HEALTH DEPT.		1			1
A.G. Rhodes		1			1
VALENCIA BRANCH LABORATORY	1				1

COVID-19: testing by laboratory

Data through May 25, 2021 verified as of May 26, 2021 at 09:25 AM

Data in this report are provisional and subject to change.

The numbers in the table below represent the number of Florida and non-Florida residents for whom test results were received by the Department of Health. A person can be tested by more than one laboratory and can have both positive and negative results. **Therefore, the sum of the numbers in each column will be larger than the total number of people tested.**

Reporting lab	Inconclusive	Negative	Positive	Percent positive	Total
PEDIATRIC ASSOCIATES - JACKSONVILLE			1	100%	1
FREDERICK AVENUE GROUP HOME		1			1
MYLAN-SOUTH POINT PA		1			1
Kroger 541 - The Little Clinic Long Hollow Pike		1			1
MARYWOOD HEIGHTS		1			1
ENT AND ALLERGY ASSOCIATES OF FLORIDA			1	100%	1
MIDDLE CREEK MEDICAL CENTER		1			1
ARBOR DIAGNOSTICS, INC		1			1
URGENT CARE OF FORT LAUDERDALE INC			1	100%	1
OAKVIEW INC		1			1
GULF COUNTY HEALTH DEPARTMENT			1	100%	1
BROOKSVILLE REGIONAL HOSP PATIENT CARE SERVICES			1	100%	1
PORTNEUF MEDICAL CENTER		1			1
SLIDELL MEMORIAL HOSPITAL			1	100%	1
KIDZ CARE PEDATRICS			1	100%	1
Diversicare of Eupora		1			1
PALMA CEIA MED GROUP-SWANN		1			1
ALTA BATES SUMMIT MEDICAL CENTER CLINICAL LAB			1	100%	1
BLOOMINGDALE MEDICAL ASSOC			1	100%	1
DORA HOME CARE			1	100%	1
ICARE		1			1
MEMPHIS URGENT CARE #2, LLC			1	100%	1
UCSD MICROBIOLOGY LABORATORY			1	100%	1
CAN COMMUNITY HEALTH NORTH MIAMI, FL		1			1
METHODIST HOSPITAL SOUTHLAKE			1	100%	1
UF HEALTH EMERGENCY CENTER LABORATORY		1			1
IDAHO HEALTH DEPARTMENT			1	100%	1
MOUNT SINAI HOSPITAL OF QUEENS			1	100%	1
Oakview Manor Health and Rehab		1			1
LOWCOUNTRY URGENT CARE			1	100%	1
HOSPICE OF MARION COUNTY INC			1	100%	1
VELOCITY URGENT CARE - REDMILL			1	100%	1
CLINICAL CARE, INC			1	100%	1
JFK MEDICAL CENTER			1	100%	1
RIVERVIEW HOSPITAL	1				1
ANDREWS			1	100%	1
Kroger 539 - The Little Clinic Memorial Blvd.		1			1
CLINICAL LABORATORY DEPARTMENT			1	100%	1
Central Alabama Veterans HCS - East Campus		1			1
HANCOCK REGIONAL HOSPITAL		1			1
WINTER HAVEN DIALYSIS		1			1
Caldwell Care		1			1
CLINTON DRUG STORE		1			1
Brattleboro Crossings LLC dba Pine Heights at Brattleboro		1			1
LOGAN COUNTY HOSPITAL			1	100%	1
MOBILE INFIRMARY MEDICAL CENTER			1	100%	1
WALKERS DRUG STORE			1	100%	1

COVID-19: testing by laboratory

Data through May 25, 2021 verified as of May 26, 2021 at 09:25 AM

Data in this report are provisional and subject to change.

The numbers in the table below represent the number of Florida and non-Florida residents for whom test results were received by the Department of Health. A person can be tested by more than one laboratory and can have both positive and negative results. **Therefore, the sum of the numbers in each column will be larger than the total number of people tested.**

Reporting lab	Inconclusive	Negative	Positive	Percent positive	Total
Kroger 016 - The Little Clinic Centennial		1			1
WOODHAVEN RETIREMENT COMMUNITY		1			1
LABORATORY COPRORATION OF AMERICA			1	100%	1
LEGACY SPECIALTY PHARMACY CORP			1	100%	1
BARTLE'S PHARMACY INC			1	100%	1
MRMC LAB MICRO			1	100%	1
EUROFINS PHOENIX			1	100%	1
ANDERSON NURSING CENTER			1	100%	1
GENESIS HEALTH SYSTEM			1	100%	1
RIVERVIEW PRIMARY CARE ASSOCIATES		1			1
IMMERSION RECOVERY CENTER LLC			1	100%	1
Rosa Coplon Jewish Home and Infirmary		1			1
MEDEXPRESS URGENT CARE - LEOMINSTER		1			1
FIVE STAR PREMIER RESIDENCES OF POMPANO BEACH			1	100%	1
Walgreens #12153		1			1
WORKFORCE HEALTH DEPARTMENT			1	100%	1
VALLEY VISTA CARE CENTER		1			1
ASHLEY PEDIATRICS DAY & NIGHT CLINIC			1	100%	1
HEALTH GUAGE			1	100%	1
SHERIDAN VAMC		1			1
KEY WEST BRANCH MEDICAL CLINIC			1	100%	1
SEVEN HILLS HEALTHCARE GROUP LLC DBA		1			1
Raleigh Center (WV)			1	100%	1
LAKE VIEW COURT		1			1
BRISTOL REGINAL MEDICAL CENTER			1	100%	1
THE EMORY CLINIC			1	100%	1
US LABORATORIES			1	100%	1
HUDSON REGIONAL HOSPITAL			1	100%	1
Kroger - KRO70600172		1			1
AMBRY GENETICS CORP	1				1
Avista Nursing and Rehab			1	100%	1
PINNACLE PAIN CENTER PS DBA LYNX HEALTHCARE		1			1
JP MORGAN CHASE HEALTH SERVICES			1	100%	1
Kroger 618 - The Little Clinic Trail Creek Village		1			1
WATERVIEW HILLS REHABILITATION AND NUR		1			1
SUSAN F. WILLIAMS M.D., P.A.			1	100%	1
Walgreens #5124		1			1
AESTHETIC PHYSICIANS PC			1	100%	1
CVS IL7142POCT LOCKPORT		1			1
EVENTIDE LUTHERAN HOME		1			1
RADIANCE HEALTH RX		1			1
MEDEXPRESS URGENT CARE - JACKSON		1			1
MICROBIOLOGY DEPARTMENT			1	100%	1
Hinesville VA Clinic		1			1
SPRINGFIELD HOSPITAL			1	100%	1
CLASSEN URGENT CARE CLINIC			1	100%	1
TAYLOR COUNTY HEALTH DEPARTMENT			1	100%	1

COVID-19: testing by laboratory

Data through May 25, 2021 verified as of May 26, 2021 at 09:25 AM

Data in this report are provisional and subject to change.

The numbers in the table below represent the number of Florida and non-Florida residents for whom test results were received by the Department of Health. A person can be tested by more than one laboratory and can have both positive and negative results. **Therefore, the sum of the numbers in each column will be larger than the total number of people tested.**

Reporting lab	Inconclusive	Negative	Positive	Percent positive	Total
PRECISE PATHOLOGY ASSOCIATES PLLC			1	100%	1
Crowne Health Care of Thomasville		1			1
INTERFAITH MEDICAL CENTER		1			1
FRESENIUS KIDNEY CARE OCALA			1	100%	1
HOLMES FAMILY PRACTICE PA			1	100%	1
KENDALL PEDIATRICS PARTNERS LLC			1	100%	1
Shelbyville Manor		1			1
KAISER PERMANENTE REGIONAL REFERENCE LABORATORY		1			1
WELLSTREET SANDY SPRINGS		1			1
ENCOMPASS HEALTH REHAB HOSP TOMS RIVER		1			1
TRICORE REFERENCE LABORATORIES		1			1
COURTLAND TERRACE		1			1
Remarkable Healthcare Dallas			1	100%	1
INTEGRATED GENETICS SEQUENOM		1			1
APC HEALTH LLC			1	100%	1
PCR DIAGNOSTICS			1	100%	1
Cerenity Senior Care-White Bear Lake		1			1
Traymore Nursing Center		1			1
MEDICAL LIFE-INC GUIDEWELL EMERGENCY MEDICINE			1	100%	1
NOVANT HEALTH PRINCE WILLIAM WELLNESS CENTER			1	100%	1
LANGLEY DIALYSIS			1	100%	1
ALLEGHENY COUNTY HEALTH DEPARTMENT - PUBLIC HEALTH LABORATORY			1	100%	1
HATLEY HEALTH CARE, INC		1			1
SUMMERFIELD PRIMARY CARE ASSOCIATES			1	100%	1
CHILDREN'S AT CHAMBLEE BROOKHAVEN URGE		1			1
MT VIEW			1	100%	1
BAPTIST HOSPITAL EAST			1	100%	1
INTERIM HEALTHCARE OF PALM COAST			1	100%	1
CONNECTICUT PEDIATRICS @ CHC		1			1
MCR HEALTH MEDICAL EXPRESS			1	100%	1
Fargo VA Healthcare System		1			1
Accordius Health at Gastonia			1	100%	1
HUNTSVILLE HOSPITAL			1	100%	1
CORAL SPRINGS RAPID ANTIGEN TESTING			1	100%	1
CORPORATION OF AMERICA		1			1
MIAMI CHILDRENS HOSPITAL MIDTOWN OUTPATIENT CENTER			1	100%	1
KELLY			1	100%	1
UNIVERSITY OF MIAMI - LENNAR CENTER			1	100%	1
MEDEXPRESS URGENT CARE - WILLINGBORO		1			1
FAMILY MEDICAL CENTER OF HOLLYWOOD PA			1	100%	1
REHABILITATION CENTER OF ALBUQUERQUE		1			1
Kempsville Health and Rehab Center		1			1
CONEY ISLAND HOSP			1	100%	1
REDMOND URGENT CARE			1	100%	1
VIP STARNETWORK		1			1
Good Samaritan Society-Atkinson		1			1
HALIFAX FAMILY HEALTH CENTER			1	100%	1

COVID-19: testing by laboratory

Data through May 25, 2021 verified as of May 26, 2021 at 09:25 AM

Data in this report are provisional and subject to change.

The numbers in the table below represent the number of Florida and non-Florida residents for whom test results were received by the Department of Health. A person can be tested by more than one laboratory and can have both positive and negative results. **Therefore, the sum of the numbers in each column will be larger than the total number of people tested.**

Reporting lab	Inconclusive	Negative	Positive	Percent positive	Total
CARDIAC AND VASCULAR CONSULTANTS MD PA		1			1
WYTHE CNTY COMMUNITY HOSP LABORATORY			1	100%	1
CVS TX7824POCT GARLAND		1			1
HARDEE COUNTY FIRE RESCUE		1			1
WALGREENS #05150		1			1
Arbors at Sylvania		1			1
SOMA MEDICAL CENTER PA #2 OAKLAND			1	100%	1
ACL LABORATORIES			1	100%	1
ADVANCE CARDIOVASCULAR IMAGING, INC			1	100%	1
Heartland of Columbia		1			1
FAITH FAMILY PRACTICE			1	100%	1
TRIPLE O RESEARCH INSTITUTE PA			1	100%	1
YOUR KIDS URGENT CARE			1	100%	1
MEDHEALTH CLINICAL INC			1	100%	1
DESTIN SURGERY CENTER LTD		1			1
CVS OH3481POCT MARYSVILLE		1			1
TMH PHYSICIAN PARTNERS			1	100%	1
EH FARGO HOSPITAL LABORATORY			1	100%	1
Village Crest Center for Health & Rehabilitation		1			1
Wrightsville Manor Health and Rehab		1			1
FAMILY HEALTHCARE SERVICES			1	100%	1
BROOKSVILLE REGIONAL HOSPITAL			1	100%	1
CORVALLIS CLINIC PC LAB		1			1
CENTER AT WATERFRONT		1			1
Encompass Health Rehab Hosp Albuquerque		1			1
ADVANTA LABS, LLC		1			1
Life Care Center of Auburn		1			1
Hillandale Health Care		1			1
YOUR GOOD HEALTH MEDICAL GROUP PA			1	100%	1
Walgreens #9121		1			1
FOUNTAIN VALLEY REGIONAL HOSPITAL & MEDICAL CENTER			1	100%	1
NHSN_AIMS		1			1
VOLKSWAGON GROUP OF AMERICA ONSITE MEDICAL CLINIC		1			1
CRYSTAL RIVER FIRE DEPARTMENT			1	100%	1
CARENOW URGENT CARE-HENDERSONVILLE		1			1
WEST FLORIDA MEDICAL ASSOCIATES PA			1	100%	1
PUBLIC HEALTH LABORATORIES			1	100%	1
MONROE COUNTY PUBLIC HEALTH DEPARTMENT			1	100%	1
JOHN HOPKINS WELLNESS CENTER PEPSICO			1	100%	1
Chillicothe VAMC			1	100%	1
PATEL MINESH		1			1
EMERALD HEALTH CARE		1			1
IC LABS			1	100%	1
MID-SOUTH URGENT CARE, PLLC			1	100%	1
Medilodge of Midland		1			1
BIOLOGICAL AND CHEMICAL EMERGENCIES LABORATORY			1	100%	1
SOFFER HEALTH INSTITUTE			1	100%	1

COVID-19: testing by laboratory

Data through May 25, 2021 verified as of May 26, 2021 at 09:25 AM

Data in this report are provisional and subject to change.

The numbers in the table below represent the number of Florida and non-Florida residents for whom test results were received by the Department of Health. A person can be tested by more than one laboratory and can have both positive and negative results. **Therefore, the sum of the numbers in each column will be larger than the total number of people tested.**

Reporting lab	Inconclusive	Negative	Positive	Percent positive	Total
CVS MI22230CV WAYNE COUNTY COMMUNITY COLLEGE			1	100%	1
UNIVERSITY OF MIAMI PRIMARY CARE SITE UMHC 3039			1	100%	1
Kroger 367 - The Little Clinic Walton		1			1
MEDICAL ASSOCIATES OF PINELLAS - LAB			1	100%	1
View Ridge Care Center		1			1
ADVENT HEALTH MEDICAL GROUP AT PINELLAS PARK			1	100%	1
SARASOTA MEMORIAL HOSPITAL		1			1
CVS PA2867POCT FOLSOM		1			1
TRANSCEND PERFORMANCE AND LIFESTYLE INSTITUTE			1	100%	1
CFHC - FROSTPROOF			1	100%	1
PowerBack Piscataway Center	1				1
BLUE RIDGE URGENT CARE MORGANTON			1	100%	1
EAST END PEDIATRICS	1				1
PRESTIGE ER			1	100%	1
Masonic Medical Research Institute			1	100%	1
Walgreens #19461	1				1
MERCY GENERAL HOSPITAL			1	100%	1
MANHATTAN COLLEGE HEALTH SERVICES	1				1
TRANSYLVANIA REGIONAL HOSPITAL LAB			1	100%	1
Walgreens #5421	1				1
LAKE CHELAN COMMUNITY HOSPITAL	1				1
HEARTLAND PHARMACY SEBRING			1	100%	1
PROVIDENCE HOSPITAL			1	100%	1
Riverside Nursing & Rehabilitation Center	1				1
UNIVERSITY OF WASHINGTON DEPT OF LAB MEDICINE			1	100%	1
MERCYONE DES MOINES MEDICAL CENTER			1	100%	1
SUNY AT STONY BROOK			1	100%	1
NEMOURS CHILDRENS URGENT CARE			1	100%	1
PENROSE HOSPITAL			1	100%	1
ADVANCE GASTROENTEROLOGY			1	100%	1
CENTENNIAL HILLS HOSPITAL MEDICAL CENTER LABORATORY			1	100%	1
J F K PEDIATRICS			1	100%	1
Integrity Healthcare of Carbondale			1	100%	1
MED LAB SERVICES, LLC			1	100%	1
MORELL			1	100%	1
CHILDRENS HEALTHCARE CTE OF NORTHERN	1				1
CLIFTON-FINE HOSPITAL LABORATORY	1				1
MADISON AT OVIEDO			1	100%	1
Bolingreen Health and Rehabilitation	1				1
PASCO COUNTY HEALTH DEPARTMENT			1	100%	1
NORTHEAST TEXAS DIALYSIS	1				1
MEDEXPRESS WELL - OLDSMAR			1	100%	1
INTERNAL MEDICINE GROUP OF WINTER HAVEN PA	1				1
TOTAL MD			1	100%	1
HOLYOKE MEDICAL CENTER			1	100%	1
LAB. CORP. OF AMERICA			1	100%	1
Kroger 527 - The Little Clinic Hwy 70 S.	1				1

COVID-19: testing by laboratory

Data through May 25, 2021 verified as of May 26, 2021 at 09:25 AM

Data in this report are provisional and subject to change.

The numbers in the table below represent the number of Florida and non-Florida residents for whom test results were received by the Department of Health. A person can be tested by more than one laboratory and can have both positive and negative results. **Therefore, the sum of the numbers in each column will be larger than the total number of people tested.**

Reporting lab	Inconclusive	Negative	Positive	Percent positive	Total
MEDEXPRESS URGENT CARE - LAWTON		1			1
DECATUR MORGAN HOSPITAL - DECATUR GENE		1			1
ULTIMATE DX CORP			1	100%	1
TILLAMOOK COUNTY GENERAL HOSPITAL LAB		1			1
PARKWAY REGIONAL MEDICAL CENTER LAB			1	100%	1
SC-GA2018 MCCORMICK REHAB & HEALTHCARE		1			1
CVS TX7286POCT HOUSTON			1	100%	1
AML DIAGNOSTICS- ADV TESTING IN METABOLIC MEDICINE			1	100%	1
CARESPOT - WELLINGTON			1	100%	1
COASTAL MANOR	1				1
Villa Maria			1	100%	1
LSU MEDICAL CENTER			1	100%	1
Brio of Johnston	1				1
NHC HEALTH CARE CENTER	1				1
CORE OCCUPATIONAL MEDICINE			1	100%	1
METHODISM MIDLOTHIAN MEDICAL CENTER			1	100%	1
PREVENTIVE CARDIOLOGY AND INTERNAL MEDICINE ASSOCI			1	100%	1
NEW ULM MEDICAL CENTER			1	100%	1
DOCTORS URGENT CARE OFFICE			1	100%	1
FRESENIUS MEDICAL CARE TAMPA LLC			1	100%	1
ANDREWS INSTITUTE AMBULATORY SURGERY CENTER	1				1
CARE ADVANTAGE			1	100%	1
MEDICAL UNIVERSITY OF SOUTH CAROLINA			1	100%	1
BON SECOURS ST FRANCIS MEDICAL CENTER (LABORATORY)			1	100%	1
HEARTLAND OF ZEPHYRHILLS FL, LLC☐			1	100%	1
SANTA MONICA FERTILITY			1	100%	1
PINECREST MANOR	1				1
Williamstown Commons			1	100%	1
THYROID SPECIALTY LABORATORY			1	100%	1
The Pines at Catskill	1				1
FRESENIUS KIDNEY CARE YBOR CITY			1	100%	1
INDIANA INTERNAL MEDICINE			1	100%	1
CLARKSVILLE MANOR INC	1				1
MANCHESTER COMMONS	1				1
CVS KS8573POCT OVERLAND PARK	1				1
Kroger 923 - The Little Clinic Centerville	1				1
ELATION HEALTH	1				1
WARREN GENERAL HOSPITAL			1	100%	1
CLINICAL MICROBIOLOGY LAB FAIRVIEW UNIVERSITY HOSPITAL			1	100%	1
CHRISTUS GOOD SHEPHERD MEDICAL CENTER			1	100%	1
TALLAHASSEE DIALYSIS	1				1
Oak Hill Health & Rehabilitation Center			1	100%	1
WATERSIDE HEALTH & REHAB CENTER, LLC	1				1
ST. LUKE'S HOSPITAL			1	100%	1
APPLECARE URGENT CARE KINGSLAND			1	100%	1
Medilodge of Kalamazoo	1				1
APPLECARE URGENT CARE			1	100%	1

COVID-19: testing by laboratory

Data through May 25, 2021 verified as of May 26, 2021 at 09:25 AM

Data in this report are provisional and subject to change.

The numbers in the table below represent the number of Florida and non-Florida residents for whom test results were received by the Department of Health. A person can be tested by more than one laboratory and can have both positive and negative results. **Therefore, the sum of the numbers in each column will be larger than the total number of people tested.**

Reporting lab	Inconclusive	Negative	Positive	Percent positive	Total
North Charlotte VA CBOC		1			1
MEA PRIMARY CARE PLUS BYRAM			1	100%	1
Walgreens #10988		1			1
PALM BEACH PEDIATRIC UROLOGY			1	100%	1
PROGRESSIVE MEDICAL LAB LLC			1	100%	1
NORTH BREVARD CHILDRENS MEDICAL CENTER			1	100%	1
WALGREENS #4201		1			1
THE CHILDREN'S HOSPITAL OF PHILADELPHIA		1			1
Encompass Health Littleton		1			1
DEVLIN MANOR NURSING AND REHABILITATION		1			1
WASHINGTON CENTER FOR REHABILITATION A		1			1
SHARON REGIONAL MEDICAL CENTER			1	100%	1
UNITED HEALTHCARE			1	100%	1
FRESENIUS MEDICAL CARE TRADTION			1	100%	1
WEST FLORIDA MEDICAL CENTER CLINIC			1	100%	1
MARTIN LUTHER KING RENAL INSTITUTE			1	100%	1
PERFECT HEALTH URGENT CARE AND MEDICAL		1			1
MEDSTAT WARSAW			1	100%	1
CARE ATC INC			1	100%	1
MERITER LABORATORIES			1	100%	1
DOCTORS CHOICE HOME CARE INC			1	100%	1
Arlington Care Center			1	100%	1
Manor Care Health Care Services - Williamsport North		1			1
BRUSHY CREEK FAMILY HOSPITAL			1	100%	1
ST FRANCIS MEDICAL CENTER			1	100%	1
AUTUMN CARE OF STATESVILLE, LLC		1			1
VA Texas Valley Coastal Bend Harlingen HCC		1			1
NORTON HOSPITAL			1	100%	1
ADVANCED RESEARCH INSTITUTE			1	100%	1
AVON PARK CLUSTER		1			1
Perham Living			1	100%	1
DISPATCH HEALTH - TEXAS, PA			1	100%	1
ALLIANCE MD DIRECT PRIMARY CARE			1	100%	1
MEMORIAL HOSPITAL AT GULFPORT			1	100%	1
MOUNT SINAI CARDIO PRI CARE			1	100%	1
PRESENCE RESURRECTION MEDICAL CENTER CHICAGO			1	100%	1
SC-GA2018 THE RIDGE REHABILITATION & H		1			1
MARYLAND DEPARTMENT OF HEALTH AND MENTAL HYGIENE			1	100%	1
Kroger 779 - The Little Clinic Georgetown		1			1
AUSTIN ER LLC			1	100%	1
GUIDEWELL SANITAS			1	100%	1
CENTRAL MAINE MED CTR LAB			1	100%	1
SOUTH DADE NURSING & REHABILITATION CENTER□			1	100%	1
ST JOHN FISHER COLLEGE HEALTH AND WELLNESS		1			1
PROVIDENCE PORTLAND MEDICAL CENTER		1			1
LAKEVIEW REGIONAL HOSPITAL			1	100%	1
ARTESIAN HOME		1			1

COVID-19: testing by laboratory

Data through May 25, 2021 verified as of May 26, 2021 at 09:25 AM

Data in this report are provisional and subject to change.

The numbers in the table below represent the number of Florida and non-Florida residents for whom test results were received by the Department of Health. A person can be tested by more than one laboratory and can have both positive and negative results. **Therefore, the sum of the numbers in each column will be larger than the total number of people tested.**

Reporting lab	Inconclusive	Negative	Positive	Percent positive	Total
HAVASU REGIONAL MEDICAL CENTER			1	100%	1
EDWARD HOSPITAL			1	100%	1
LAURELS OF NORWORTH		1			1
ST.ELIZABETH HEALTH CENTER	1				1
Heritage of Red Cloud		1			1
MEDICAL ASSOCIATES OF CARTER		1			1
ANCHOR DIRECT PRIMARY CARE LLC		1			1
ROAN MOUNTAIN MEDICAL CENTER			1	100%	1
MEDEXPRESS URGENT CARE-BRENTWOOD		1			1
Schoenbrunn Healthcare		1			1
Kroger 419 - The Little Clinic Farmington/Exeter		1			1
M.D. ANDERSON CANCER CENTER			1	100%	1
Life Care Center of Paradise Valley		1			1
ROSLYN INTERNAL MEDICINE		1			1
AristaCare at Meadow Springs		1			1
SPORTS MEDICINE CLINIC - U OF WYOMING			1	100%	1
ASHLEY PEDICATRICS DAY AND NIGHT CLINIC			1	100%	1
COLLIER BLVD HMA PHYSICIANS MANAGEMENT LLC			1	100%	1
Northern Nevada State Veterans Home		1			1
Chateau Dville Rehab & Retirement		1			1
INTERNAL MEDICINE ASSOCIATES OF LAKE			1	100%	1
MISSION HOSPITAL			1	100%	1
ADVENTHEALTH SENIOR CARE AT ORMOND			1	100%	1
MEDEXPRESS URGENT CARE - BENTONVILLE		1			1
MARTIN HEALTH PHYSICIAN GROUP			1	100%	1
EASTSIDE URGENT CARE			1	100%	1
AVERA SACRED HEART HOSPITAL			1	100%	1
MEDICAL CENTER			1	100%	1
RESTORE MEDICAL PARTNERS PLLC			1	100%	1
FLORIDA EPIDEMIOLOGY PROGRAM			1	100%	1
CHC SOUTHWEST FLORIDA LAB-LIVE			1	100%	1
CARESPOT - MIAMI GARDENS			1	100%	1
Autumn Care of Suffolk		1			1
West Woods of Niles		1			1
MEDEXPRESS URGENT CARE - PATRICK STREE			1	100%	1
LEE MEMORIAL HEALTH SYSTEMS HOME HEALTH		1			1
JACKSONVILLE HEALTH & REHAB		1			1
MULTICARE PHYSICIANS			1	100%	1
SOUTHEAST HEALTH WESTGATE CLINIC			1	100%	1
Rockcastle Health and Rehab		1			1
ERLANGER WESTERN CAROLINA HOSPITAL			1	100%	1
PATIENT FIRST - GARRISONVILLE			1	100%	1
MINUTE CLINIC, LLC		1			1
SAN LUIS WALK IN CLINIC, INC			1	100%	1
PARK AVENUE MEDICAL PROFESSIONALS PC		1			1
MED TECH CLINICAL LABORATORY		1			1
REDI-CARE INC			1	100%	1

COVID-19: testing by laboratory

Data through May 25, 2021 verified as of May 26, 2021 at 09:25 AM

Data in this report are provisional and subject to change.

The numbers in the table below represent the number of Florida and non-Florida residents for whom test results were received by the Department of Health. A person can be tested by more than one laboratory and can have both positive and negative results. **Therefore, the sum of the numbers in each column will be larger than the total number of people tested.**

Reporting lab	Inconclusive	Negative	Positive	Percent positive	Total
MEDEXPRESS URGENT CARE - MT EPHRAIM		1			1
NATIONAL GENETIC INSTITUTE			1	100%	1
Accordius Health at Harrisonburg		1			1
Parkside Manor		1			1
HALE KUPUNA HERITAGE HOME		1			1
WEDGEWOOD URGENT CARE			1	100%	1
Kroger 569 - The Little Clinic Gallatin		1			1
ENCOMPASS HEALTH REHABILITATION HOSPITAL OF		1			1
WEST FLORIDA HOSPITAL LABORATORY			1	100%	1
ADVENTHEALTH HOME CARE WATERMAN			1	100%	1
RIVER CHASE HEALTH AND REHABILITATION CENTER			1	100%	1
Mountain City Care and Rehabilitation Center	1				1
WRIGHT PATTERSON AFB MEDICAL CENTER			1	100%	1
WESTON COUNTY HEALTH SERVICES			1	100%	1
SOMA MEDICAL CENTER PA #4			1	100%	1
CONVENIENT MD			1	100%	1
MEDICAL EXAMINERS OFFICE, LEESBURG			1	100%	1
WELLSTREET CLAIRMONT	1				1
Pinnacle Health and Rehab at South Portland	1				1
SUNRISE/QUAY COUNTY HEALTH CLINIC	1				1
LACKAWANNA HEALTH AND REHAB CENTER	1				1
The Jordan Center	1				1
NORTHERN LIGHT CHARLES A DEAN HOSPITAL			1	100%	1
NAVICENT HEALTH OCONEE, LLC	1				1
CHATEAU MADELEINE - SENIOR LIVING & MEMORY CARE			1	100%	1
American Fork Care Center dba Heritage Care Center	1				1
APS-SUMMIT CARE PHARMACY, LLC DBA OMNICARE	1				1
WASHINGTON SOLDIERS HOME AND COLONY	1				1
PINELLAS POINT NURSING AND REHAB CENTER			1	100%	1
KIOSK MEDICINE KENTUCKY LLC	1				1
RIVERVIEW HOSPITAL D/B/A UNIVERSITY	1				1
Kroger 350 - The Little Clinic New Cut Road	1				1
GENESIS HOME HEALTH CARE SERVICES OF			1	100%	1
EXPRESS LAB LIVINGSTON			1	100%	1
FIRST MED URGENT CARE - NW 39TH			1	100%	1
MEDICAL SPECIALISTS OF THE PALM BEACHES INC			1	100%	1
WALGREENS PHOENIX	1				1
SANFORD I-94 CLINIC	1				1
Consulate Health Care of Tallahassee			1	100%	1
SENCARE MANAGEMENT	1				1
PRIME HEALTHCARE SERVICES	1				1
OCALA RKC EAST HEMO #1			1	100%	1
ACUPATH LABORATORIES INC			1	100%	1
APACHE HEALTH CENTER			1	100%	1
QUICK FAMILY URGENT CARE LLC			1	100%	1
Kroger 929 - The Little Clinic Corryville	1				1
TIMPANOGOS REGIONAL HOSPITAL			1	100%	1

COVID-19: testing by laboratory

Data through May 25, 2021 verified as of May 26, 2021 at 09:25 AM

Data in this report are provisional and subject to change.

The numbers in the table below represent the number of Florida and non-Florida residents for whom test results were received by the Department of Health. A person can be tested by more than one laboratory and can have both positive and negative results. **Therefore, the sum of the numbers in each column will be larger than the total number of people tested.**

Reporting lab	Inconclusive	Negative	Positive	Percent positive	Total
FIRST CARE OF GAINESVILLE			1	100%	1
VANAJA SUREDDI MD PA			1	100%	1
Walgreens #5914		1			1
APOLLOMDX LLC			1	100%	1
CARING PROFESSIONAL HEALTH CARE LLC		1			1
NEXT LEVEL URGENT CARE (WOODLANDS)			1	100%	1
NORTH SHORE HEMATOLOGY-ONCOLOGY ASSOCI		1			1
Greenhaven Health and Rehabilitation		1			1
LONESTAR 24HRER MANAGEMENT LLC DBA LONESTAR 24HRER			1	100%	1
Franciscan Convalescent Hospital		1			1
FOUR FREEDOMS DIALYSIS			1	100%	1
LANTANA HC LAB			1	100%	1
ISLANDS ASSISTED LIVING FACILITY,THE			1	100%	1
NORDX			1	100%	1
JEFFREY A HIRSCHFIELD, MD PA			1	100%	1
NEPHRON PHARMACEUTICALS CORPORATION			1	100%	1
Regency Square			1	100%	1
CITYDOC URGENT CARE			1	100%	1
BAM INC		1			1
Good Shepherd Fairview Home, Inc.		1			1
MEMORIAL HERMANN OCCUPATIONAL HEALTH			1	100%	1
STANDIFER PLACE		1			1
YUMA REGIONAL MEDICAL CENTER			1	100%	1
Mayfair Village Nursing Care Center		1			1
SHRIVERS PHARMACY AND WELLNESS CENTER			1	100%	1
ARKANSAS PUBLIC HEALTH LABORATORY		1			1
CARILION CLINIC LAB TESTING SITE-POSTAL		1			1
Aristacare at Cedar Oaks		1			1
Crowne Place Assisted Living		1			1
Orange City Nursing and Rehab Center			1	100%	1
NEW RIVER HEALTH DISTRICT			1	100%	1
NEXTCARE POWER			1	100%	1
PREMIER HEALTH CARE INC			1	100%	1
RENOWN REGIONAL MEDICAL CENTER			1	100%	1
SANTA CRUZ COUNTY HEALTH SERVICES			1	100%	1
UNIVERSITY OF SOUTH FLORIDA			1	100%	1
FLORIDA DEPARTMENT OF HEALTH PALM BEACH COUNTY			1	100%	1
Cibolo Creek Rehabiliation Health Living Center		1			1
LOUISIANA STATE LAB			1	100%	1
Piqua Manor		1			1
MEDCARE QUALITY MEDICAL CENTER LLC			1	100%	1
LABTECH DIAGNOSTICS			1	100%	1
RIO GRANDE REGIONAL HOSPITAL FAMILY PRACTICE CLINC			1	100%	1
CVS IN4633POCT GREENFIELD		1			1
MCG HOSPITALS AND CLINICS			1	100%	1
Juniper Village at Bucks County		1			1
MED FIRST URGENT CARE CENTERS INC			1	100%	1

COVID-19: testing by laboratory

Data through May 25, 2021 verified as of May 26, 2021 at 09:25 AM

Data in this report are provisional and subject to change.

The numbers in the table below represent the number of Florida and non-Florida residents for whom test results were received by the Department of Health. A person can be tested by more than one laboratory and can have both positive and negative results. **Therefore, the sum of the numbers in each column will be larger than the total number of people tested.**

Reporting lab	Inconclusive	Negative	Positive	Percent positive	Total
CVS HEALTH FL403109POCT			1	100%	1
PALMETTO CHARTER SCHOOL☐		1			1
2504-HOMEWOOD		1			1
BAYMEADOWS PEDIATRIC CARE		1			1
Trenton Health and Rehabilitation		1			1
REGIONAL MED CTR BAYONET POINT			1	100%	1
CENTRAL CAROLINA HOSPITAL			1	100%	1
WALKIN MEDICAL URGENT CARE,NEW CITY			1	100%	1
SOUTHERN FAMILY HEALTH			1	100%	1
JOHN H. STROGER, JR. HOSPITAL OF COOK COUNTY			1	100%	1
MT SINA1 HOSPICE			1	100%	1
CHILDRENS AT NORTH POINT URGENT CARE L		1			1
BROOKS COUNTY HOSPITAL			1	100%	1
WALGREENS # 12338		1			1
TMH PHYSICIAN PARTNERS QUINCY			1	100%	1
MAINE HEALTH AND ENVIRONMENTAL TESTING LABORATORY			1	100%	1
WOOD COUNTY HEALTH DEPARTMENT			1	100%	1
VERITAS GENETICS, INC.			1	100%	1
ABBOTT VASCULAR OCCUPATIONAL HEALTH SE		1			1
BRIDGEWAY CENTER INC			1	100%	1
BREVARD COUNTY JAIL			1	100%	1
SUNSHINE FAMILY & WELLNESS CENTER			1	100%	1
MARIANNA DIALYSIS CENTER			1	100%	1
BAPTIST MEDICAL CENTER			1	100%	1
Kroger - KRO01100688			1	100%	1
FIT4LIFE MEDICAL CENTER			1	100%	1
CASA DE ORO CARE AND REHABILITATION CE		1			1
PM PEDIATRICS OF BAYSIDE, PLLC		1			1
ASHLEY K SHARMA MD PA			1	100%	1
AMBULATORY CARE CLINIC, LLC			1	100%	1
ADVANCED DIALYSIS CENTER OF FORT LAUDERDALE			1	100%	1
BARRINGTON TERRACE NAPLES			1	100%	1
Towne Manor West		1			1
CARESOUTH HHA HOLDINGS OF VIRGINIA, LLC			1	100%	1
FLOYD MEDICAL CENTER/CLINICAL LAB		1			1
JOHN PETER SMITH HOSPITAL- OB TRIAGE			1	100%	1
SMYTH COUNTY COMMUNITY HOSPITAL LABORATORY			1	100%	1
SILVER SPRINGS SHORES DIALYSIS			1	100%	1
ST JOSEPH MEDICAL CENTER			1	100%	1
DAUGHTERS OF SARAH NURSING CENTER		1			1
ASSOCIATES MD MEDICAL GROUP INC			1	100%	1
MEMORIAL SATILLA HEALTH			1	100%	1
ALTAMONTE SPRINGS WALK IN MED CENTER			1	100%	1
OMNICARE PHARMACY OF TEXAS 1, LP		1			1
AVERA HEART HOSPITAL OF SD			1	100%	1
Sherwood Oaks Health Center			1	100%	1
EXAC CARE CROSSVILLE		1			1

COVID-19: testing by laboratory

Data through May 25, 2021 verified as of May 26, 2021 at 09:25 AM

Data in this report are provisional and subject to change.

The numbers in the table below represent the number of Florida and non-Florida residents for whom test results were received by the Department of Health. A person can be tested by more than one laboratory and can have both positive and negative results. **Therefore, the sum of the numbers in each column will be larger than the total number of people tested.**

Reporting lab	Inconclusive	Negative	Positive	Percent positive	Total
DORAL KIDNEY CENTER			1	100%	1
PREMISEHEALTH		1			1
NEMOURS CHILDREN'S PRIMARY CARE			1	100%	1
LAKEWOOD RANCH URGENT CARE PA			1	100%	1
CVS AZ9302POCT TUCSON		1			1
VA NCHCS - Mather Division		1			1
WALGREENS #05690		1			1
ST. JOSEPH MERCY ANN ARBOR HOSPITAL			1	100%	1
Creekside Center for Rehabilitation and Healing		1			1
WESTMINSTER COLLEGE		1			1
ORMOND PEDIATRICS PA			1	100%	1
MYCLINIC, INC			1	100%	1
NULEASE MEDICAL SOLUTIONS			1	100%	1
CLINICAL TRIALS OF TAMPA LLC		1			1
SOPHIA MEDICAL ASSOCIATES, PC			1	100%	1
ROSE MEDICAL CENTER LAB			1	100%	1
ALAN MOORE		1			1
WELLCARE URGENT CARE			1	100%	1
HEALTHCARE PARTNERS FAMILY MEDICINE LLC			1	100%	1
TEXAS HEALTH HARRIS METHODIST HOSPITAL			1	100%	1
GALVESTON COUNTY HEALTH DISTRICT			1	100%	1
HARBIN CLINIC, LLC - MAIN OFFICE		1			1
WALGREENS #06025		1			1
LIFE CARE CENTER OF CLEVELAND		1			1
PROGRESSIVE URGENT CARE, PC			1	100%	1
MID FLORIDA DERMATOLOGY ASSOCIATES PA			1	100%	1
NEMOURS CHILDREN'S			1	100%	1
DPH OP LAB			1	100%	1
CLERMONT DIALYSIS CENTER LLC			1	100%	1
Good Samaritan Society - Albion		1			1
NORTHWESTERN UNIVERSITY HEALTH SERVICE			1	100%	1
FLORIDA WATERMAN HOSPITAL			1	100%	1
BAPTIST EMERGENCY HOSPITAL - KELLY			1	100%	1
MOUNT DORA DIALYSIS			1	100%	1
GATEWAY FAMILY HEALTH CLINIC			1	100%	1
JUPITER MEDICAL GROUP			1	100%	1
Churchman Village LLC		1			1
CCR MEDICAL CENTER, LLC			1	100%	1
Smg At Bridgewater Family Medicine		1			1
SAINT FRANCIS HOSPITAL			1	100%	1
ADDINGTON PLACE EAST LAKE		1			1
LAB TEST KENDALL LLC		1			1
WALGREENS #06164		1			1
PATHOLOGY		1			1
SUNY BROCKPORT STUDENT HEALTH CENTER		1			1
CRESTHAVEN			1	100%	1
ADVANCED LABORATORY SERVICES			1	100%	1

COVID-19: testing by laboratory

Data through May 25, 2021 verified as of May 26, 2021 at 09:25 AM

Data in this report are provisional and subject to change.

The numbers in the table below represent the number of Florida and non-Florida residents for whom test results were received by the Department of Health. A person can be tested by more than one laboratory and can have both positive and negative results. **Therefore, the sum of the numbers in each column will be larger than the total number of people tested.**

Reporting lab	Inconclusive	Negative	Positive	Percent positive	Total
Grays Harbor Health and Rehabilitation		1			1
PEDIATRIC PARTNERS ZEPHYRHILLS			1	100%	1
1ST CALL PRIMARY CARE LLC			1	100%	1
CMC MERCY LABORATORY			1	100%	1
FAMILY FIRST WELLNESS CLINIC INC			1	100%	1
Signature HealthCare of Bowling Green		1			1
STUDENT HEALTH CENTER			1	100%	1
LANGLADE			1	100%	1
TOURO HOSPITAL LAB			1	100%	1
PUTNAM COUNTY PUBLIC HEALTH UNIT WIC		1			1
MEDICAL SPECIALISTS OF THE PALM BEACHES			1	100%	1
Wedgewood Manor		1			1
ATMORE COMMUNITY HOSPITAL			1	100%	1
SOUTH FLORIDA EVALUATION AND TREATMENT		1			1
RYE BEACH PHARMACY INC		1			1
CAH ACQUISITION COMPANY 11 LLC			1	100%	1
Freedom Pointe at The Villages			1	100%	1
Plaza Healthcare			1	100%	1
PARKVIEW MANOR NURSING HOME		1			1
SARASOTA MEMORIAL HEALTHCARE			1	100%	1
HEARTLAND NURSING & REHABILITATION		1			1
CURRY HLTH DIST DBA CURRY GENERAL HOSPITAL		1			1
Salem Hills Rehabilitation and Nursing Center		1			1
MIAMI JEWISH DIALYSIS			1	100%	1
SWEDISH EDMONDS LABORATORY			1	100%	1
CLEVELAND CLINIC FLORIDA WAIVED			1	100%	1
NEW HORIZON PRIMARY CARE LLC			1	100%	1
HENRICO DOCTORS HOSPITAL LABORATORY			1	100%	1
WESTCOAST FAMILY PRACTICE		1			1
HEALTHPLUS			1	100%	1
PEDIATRIC ASSOC OF JACKSONVILLE PA			1	100%	1
UNIVERSITY OF ILLINOIS PATHOLOGY LAB			1	100%	1
SACRED HEART MEDICAL CENTER			1	100%	1
FRITZINGERTOWN SENIOR LIVING		1			1
WINCHESTER HOSPITAL			1	100%	1
VITAL CARE			1	100%	1
Summit Medical Group Morristown Oncology		1			1
BANNER UNIVERSITY MEDICAL CENTER			1	100%	1
YOUTH HEALTH CENTER OF HUNTINGTON		1			1
ELKTON TRANSITIONAL CARE CENTER		1			1
PAUL C SCHWARTZ & MELVIN L WEIDMAN		1			1
MOLECULAR STAT LABORATORY			1	100%	1
MEDIPLUS CLINIC, INC			1	100%	1
CYPRESS CREEK DIALYSIS CTR			1	100%	1
REHABILITATION CENTER OF SOUTH GEORGIA		1			1
KEY BISCAYNE PEDIATRIC ASSOCIATES INC			1	100%	1
SELECT SPECIALTY HOSPITAL - ORLANDO SOUTH			1	100%	1

COVID-19: testing by laboratory

Data through May 25, 2021 verified as of May 26, 2021 at 09:25 AM

Data in this report are provisional and subject to change.

The numbers in the table below represent the number of Florida and non-Florida residents for whom test results were received by the Department of Health. A person can be tested by more than one laboratory and can have both positive and negative results. **Therefore, the sum of the numbers in each column will be larger than the total number of people tested.**

Reporting lab	Inconclusive	Negative	Positive	Percent positive	Total
MOREHOUSE SCHOOL OF MEDICINE		1			1
HENRY FORD HOSPITAL			1	100%	1
CONSULATE HEALTH CARE OF VERO BEACH			1	100%	1
BL DIAGNOSTICS LLC			1	100%	1
Kroger 447 - The Little Clinic Lebanon		1			1
Garden View Care Center at Dougherty Ferry		1			1
Kroger 825 - The Little Clinic Dorothy Lane		1			1
CAREFIRST URGENT CARE - BEECHMONT			1	100%	1
KODIAK AREA NATIVE ASSOCIATION-KANA			1	100%	1
MEDLAB2020, INC			1	100%	1
ENCOMPASS HEALTH REHABILITATION HOSPITAL OF UTAH		1			1
PRIORITY CARE LLC			1	100%	1
ORMOND MEDICAL ARTS FAMILY PRACTICE PL			1	100%	1
KETAMINE HEALTH CENTERS OF WEST PALM BEACH LLC		1			1
LiveWell		1			1
SPINE & PAIN CONSULTANT PLLC		1			1
RIVIERA BEACH HEALTH CENTER LAB			1	100%	1
ALL PEDIATRIC CARE PA			1	100%	1
ARISTACARE AT MANCHESTER		1			1
REVIVE			1	100%	1
VIRGINIA CVS PHARMACY, LLC DBA CVS/PHARMACY #1884		1			1
HIBISCUS COURT			1	100%	1
Manorcare Health Services-Oxford Valley		1			1
KINGMAN REGIONAL MEDICAL CENTER			1	100%	1
MEDICAL CITY DENTON			1	100%	1
HONEY BROOK MED INVESTORS LTD/DBA		1			1
BRIGHAM YOUNG UNIV STUDENT HEALTH CTR			1	100%	1
DOCTORS HEARING			1	100%	1
Elderwood at Lockport		1			1
Allen Health and Rehabilitation		1			1
MARTIN MEMORIAL MEDICENTER			1	100%	1
Waters of Covington		1			1
Kroger 433 - The Little Clinic Atoka		1			1
Southwest Louisiana Veterans Home			1	100%	1
DISCOVER LABS		1			1
ANMED HEALTH MEDICAL CENTER			1	100%	1
Ramsey Village		1			1
Vi at Aventura		1			1
ALWAYS BEST CARE HOME HEALTH AGENCY			1	100%	1
DIXIE REGIONAL MEDICAL CENTER			1	100%	1
ST LUKES SURGICAL AT THE VILLAGES INC			1	100%	1
UNITYPOINT HEALTH TRINITY			1	100%	1
MEDSTOP PHARMACY			1	100%	1
LAKE TRAVIS EMERGENCY HOSPITAL			1	100%	1
CARENOW DENTON			1	100%	1
HARBOR OAKS GOLDEN YEARS			1	100%	1
ORMC-ARDEN/EOI			1	100%	1

COVID-19: testing by laboratory

Data through May 25, 2021 verified as of May 26, 2021 at 09:25 AM

Data in this report are provisional and subject to change.

The numbers in the table below represent the number of Florida and non-Florida residents for whom test results were received by the Department of Health. A person can be tested by more than one laboratory and can have both positive and negative results. **Therefore, the sum of the numbers in each column will be larger than the total number of people tested.**

Reporting lab	Inconclusive	Negative	Positive	Percent positive	Total
PEDIATRIC ASSOCIATES - DORAL			1	100%	1
POMPANO BEACH ARTIFICIAL KIDNEY CENTER			1	100%	1
AUGUSTA UNIVERSITY MEDICAL CENTER			1	100%	1
MEDCOR AT ROYAL CARIBBEAN			1	100%	1
HYDE PARK MEDICAL CENTER		1			1
WESLEY LONG HOSPITAL			1	100%	1
CENTRAL TX MEDICAL CENTER - LAB			1	100%	1
SAINT JOSEPH'S HOSPITAL AND MEDICAL CENTER		1			1
CYPRESS CREEK OUTPATIENT SURGICAL CTR, LLC			1	100%	1
Brynwood Health & Rehabilitation Center			1	100%	1
SYNERGY DIALYSIS INC			1	100%	1
CAPE CANAVERAL HOSP			1	100%	1
AAA MEDICAL TESTING			1	100%	1
WELLMED AT BAY AREA		1			1
TANGLEWOOD MANOR		1			1
COMMUNITY MEMORIAL HOSPITAL		1			1
CVS TX8990POCT HELOTES		1			1
VALUE DRUG STORES INC		1			1
IMMY LABS			1	100%	1
Kroger 086 - The Little Clinic Broomfield-Sheridan		1			1
MAYO MEDICAL LABORATORIES			1	100%	1
DEL PRADO MEDICAL CENTER, INC		1			1
XPRESCHECK IAD (DULLES)			1	100%	1
Sanctuary Pointe Nursing & Rehab		1			1
LUNA BECK MD & ASSOCIATES PA			1	100%	1
PATHOLOGY ASSOCIATES			1	100%	1
NORTHSIDE FAMILY MEDICINE		1			1
Kroger 57 - The Little Clinic Jay C Charlestown		1			1
SUNCOAST BEHAVIORAL HEALTH CENTER			1	100%	1
			1	100%	1
SANFORD HOME		1			1
COLUMBUS REGIONAL HOSPITAL			1	100%	1
WESTCHESTER MEDICAL CENTER ADVANCED		1			1
CARDIOLOGY AND FITNESS MEDICINE		1			1
BROOKDALE FORT WALTON BEACH			1	100%	1
WW Chem Auto SS			1	100%	1
TARRANT MEDICAL ASSOCIATES			1	100%	1
LAKE URGENT CARE			1	100%	1
WALK IN FAMILY MEDICINE CENTER			1	100%	1
SOUTHWESTERN STATE HOSPITAL LABORATORY			1	100%	1
CAPE CORAL HOSPITAL NURSING			1	100%	1
SOUTHEAST CLINICAL LABORATORIES		1			1
LAKE WALES DIALYSIS CENTER			1	100%	1
HOSPITALS OF PROVIDENCE TRANSMOUNTAIN CAMPUS, THE			1	100%	1
CHILTON URGENT CARE			1	100%	1
ARCADIA OUTREACH LAB			1	100%	1
CTMD MEDICAL CENTER, PA			1	100%	1

COVID-19: testing by laboratory

Data through May 25, 2021 verified as of May 26, 2021 at 09:25 AM

Data in this report are provisional and subject to change.

The numbers in the table below represent the number of Florida and non-Florida residents for whom test results were received by the Department of Health. A person can be tested by more than one laboratory and can have both positive and negative results. **Therefore, the sum of the numbers in each column will be larger than the total number of people tested.**

Reporting lab	Inconclusive	Negative	Positive	Percent positive	Total
TEVAPHARM			1	100%	1
FLORIDA KEYS PED AND ADOLES CTR			1	100%	1
Kroger 379 - The Little Clinic Stony Brook		1			1
SOUTHERN HILLS MEDICAL CENTER			1	100%	1
FIU HEALTH CARE CENTER			1	100%	1
SUMMIT LABORATORY			1	100%	1
SOUTHWEST VIRGINIA COMMUNITY HEALTH SYSTEMS			1	100%	1
OPCO LLC LEGACY NURSING AND REHABILITA		1			1
FIRST MEDICAL RESPONSE OF TEXAS, INC			1	100%	1
Kroger 524 - The Little Clinic Iron Bridge Road	1				1
WOODSTOCK HEALTH DEPARTMENT			1	100%	1
GENESIS CARE USA OF FLORIDA, LLC			1	100%	1
North Campus Annex			1	100%	1
NATIONAL INSTITUTES OF HEALTH CLINICAL CENTER			1	100%	1
CAREMOUNT MEDICAL PC-CARMEL	1				1
FOCUSED CARE AT ALLENBROOK	1				1
PLANT CITY FIRE RESCUE	1				1
AFFINITY WALK-IN CLINIC			1	100%	1
ELLIOT HOSPITAL			1	100%	1
MARYLAND DEPARTMENT OF HEALTH AND MENTAL HYGIENE-LABORATORIES			1	100%	1
ALVERNIA UNIVERSITY HEALTH AND WELLNESS CENTER	1				1
SANTA YNEZ VALLEY COTTAGE HOSP CL LAB			1	100%	1
Christian Park Village	1				1
HALEYVILLE HEALTH CARE CENTER	1				1
AFC URGENT CARE BEVERLY			1	100%	1
COMMUNITY MEDICAL CENTER-ORANGE CITY	1				1
Samaritan Keep Home	1				1
LIFEGUARD AIR AMBULANCE			1	100%	1
WALGREENS # 11165	1				1
INTERMOUNTAIN HEALTHCARE LABORATORY SERVICES			1	100%	1
MARTINSVILLE HEALTH AND REHAB			1	100%	1
CHI ST. LUKE'S HEALTH BCM MEDICAL CENTER			1	100%	1
APPLECARE BRUNSWICK			1	100%	1
EMERGENCE MEDICINE			1	100%	1
CHESAPEAKE REGIONAL MEDICAL CENTER			1	100%	1
Lodge Nursing & Rehab Center	1				1
WELL KEY HEALTH	1				1
HCL LABORATORIES			1	100%	1
DAVENPORT DIALYSIS CENTER	1				1
Monument Health Custer Care Center	1				1
WILLOW DALE WELLNESS VILLAGE APARTMENT	1				1
Encompass Health Rehab Hosp Alexandria	1				1
COLUMBIA CREST CARE & RAHAB	1				1
CLEVELAND CLINIC AKRON GENERAL			1	100%	1
Linley Park Rehabilitation & Healthcare Center	1				1
WORKCARE, INC GLOBALFOUNDRIES			1	100%	1
MOUNT SINAI MEDICAL CENTER OF FLORIDA INC			1	100%	1

COVID-19: testing by laboratory

Data through May 25, 2021 verified as of May 26, 2021 at 09:25 AM

Data in this report are provisional and subject to change.

The numbers in the table below represent the number of Florida and non-Florida residents for whom test results were received by the Department of Health. A person can be tested by more than one laboratory and can have both positive and negative results. **Therefore, the sum of the numbers in each column will be larger than the total number of people tested.**

Reporting lab	Inconclusive	Negative	Positive	Percent positive	Total
CFCH - FROSTPROOF			1	100%	1
MACKINAC STRAITS LONG TERM CARE UNIT		1			1
Newton Wellesley Center for Alzheimer's Care		1			1
MONONGAHELA VALLEY HOSPITAL			1	100%	1
ENCOMPASS HEALTH REHAB HOSP NEW ENGLAND		1			1
NHC Chattanooga			1	100%	1
Brookdale Richmond Place		1			1
STATE OF CALIFORNIA DOH SERVICES			1	100%	1
VERMONT DEPT OF HEALTH LABORATORY			1	100%	1
BUREAU COUNTY HEALTH DEPT			1	100%	1
Central Park Healthcare & Rehabilitiation Center	1				1
ALPHA 1 ANTITRYPSIN RESEARCH PROGRAM			1	100%	1
CELEBRATION HOSPITAL			1	100%	1
MOREHOUSE COLLEGE STUDENT HEALTH CENTE	1				1
CLEVELAND CLINIC FLORIDA LAB			1	100%	1
SKY RIDGE MEDICAL CENTER - MICRO			1	100%	1
SHAMRA MEDICAL LABORATORY			1	100%	1
WMC HEALTH GROUP INC			1	100%	1
HAMILTON CI MAIN UNIT ANNEX/ WORK CAMP			1	100%	1
MERCY HOME	1				1
FAMILY MEDICINE AT KISSIMMEE	1				1
West Bay of Tampa Center			1	100%	1
CENTRAL MAINE MEDICAL CENTER			1	100%	1
CARENOW LAKE WORTH			1	100%	1
UUHC - REDSTONE HEALTH CENTER LABORATORY			1	100%	1
Lakeview Care Center			1	100%	1
CARENOW URGENT CARE - ANTIOCH	1				1
NATIONS TOBIN RECREATION CENTER			1	100%	1
NURSECARE OF ATLANTA INC DBA	1				1
LAKESIDE MEDICAL CENTER	1				1
LAKEWOOD RANCH MEDICAL GROUP LLC			1	100%	1
LEHIGH PULMONARY ASSOCIATES			1	100%	1
ASUNCION HOME HEALTH CARE CORP			1	100%	1
BEVERLY ADVANCED PRACTICE NURSING	1				1
Scepter Rehab and Health care	1				1
WALGREENS_CHICAGO	1				1
BRUNSWICK HEALTH AND REHABILITATION CE	1				1
Springdale Village	1				1
NORTHERN NEVADA MEDICAL CENTER			1	100%	1
MDS PHARMA SERVICES	1				1
INNOVATIVE CARE PARTNERS PLLC			1	100%	1
DELTA INTERNAL MEDICINE CENTER			1	100%	1
DODGE COUNTY HOSPITAL LABORATORY	1				1
ALLIED PHYSICIANS GROUP	1				1
Kroger 347 - The Little Clinic Tates Creek	1				1
USC VERDUGO HILLS HOSPITAL			1	100%	1
WEST BOYNTON DIALYSIS			1	100%	1

COVID-19: testing by laboratory

Data through May 25, 2021 verified as of May 26, 2021 at 09:25 AM

Data in this report are provisional and subject to change.

The numbers in the table below represent the number of Florida and non-Florida residents for whom test results were received by the Department of Health. A person can be tested by more than one laboratory and can have both positive and negative results. **Therefore, the sum of the numbers in each column will be larger than the total number of people tested.**

Reporting lab	Inconclusive	Negative	Positive	Percent positive	Total
MEMORIAL HEALTH UNIVERSITY MEDICAL		1			1
Kroger 465 - The Little Clinic Oakley		1			1
ADVENTHEALTH ALTAMONTE SPRINGS EMPLOYEE CLINIC			1	100%	1
ST. MARY MEDICAL CENTER		1			1
Eden Meadows		1			1
AMERICAN MEDICAL RESPONSE - FARMER BRA		1			1
HEALTH CHOICES, PLLC		1			1
WILLOWBROOKE COURT AT MATTHEWS GLEN		1			1
PHYSICIANS OF CENTRAL FLORIDA			1	100%	1
THE TOLEDO HOSPITAL			1	100%	1
SPECTRUM LABORATORY			1	100%	1
FAMILY MEDICAL CENTER	1				1
MERCY – NORTH IOWA			1	100%	1
BELMONT VILLAGE AT JOHNS CREEK	1				1
Senior Rehab & Recovery Center at Limestone Health Facility	1				1
Kroger 368 - The Little Clinic Frankfort West	1				1
Victory Health and Rehabilitation			1	100%	1
SUREPOINT URGENT CARE PADRE ISLAND			1	100%	1
Ohman Family Living at Holly Assisted Living	1				1
SANTA CLARA VALLEY MEDICAL CENTER			1	100%	1
ARTIS SENIOR LIVING OF DAVIE, LLC	1				1
CAPSTONE REHABILITATION AND HEALTHCARE	1				1
Roscoe Rehabiliation and Nursing Center	1				1
WESTMORELAND REGIONAL HOSPITAL			1	100%	1
NORTH SHORE HEMATOLOGY-ONCOLOGY ASSOCIATES PC	1				1
PEDIATRIC ASSOCIATES OF ORLANDO			1	100%	1
OMNI HEALTHCARE URGENT CARE			1	100%	1
OHIO VALLEY MANOR NURSING &	1				1
Princeton Place			1	100%	1
CVS OH6153POCT COLUMBUS	1				1
NORTH PALM CHIDRENS PHYSICIANS			1	100%	1
PHI LIFE SCIENCES			1	100%	1
MEDONE URGENT CARE			1	100%	1
ST ROSE DOMINICAN HOSPITAL LAB-ROSE DE LIMA CAMPUS			1	100%	1
HUGH CHATHAM FAMILY MEDICINE INDEPENDENCE	1				1
CHI ST VINCENT LITTLE ROCK DIAGNOSTIC CLINIC			1	100%	1
HEALTH PARTNERS LLC	1				1
Court House Center	1				1
WINNIFRED ASSISTED LIVING FACILITY INC	1				1
ADVENTHEALTH WOUND CARE CENTER			1	100%	1
TAWAS CITY OPCO, LLC	1				1
ABE'S GARDEN/PARK MANOR APARTMENTS	1				1
MT CARMEL NURSING HOME	1				1
HALIFAX HEALTH LAB			1	100%	1
BAPTIST MEDICAL PLAZA AT WESTCHESTER			1	100%	1
THE READING HOSPITAL AND MEDICAL CENTER			1	100%	1
TENNOVA ER - SANGO			1	100%	1

COVID-19: testing by laboratory

Data through May 25, 2021 verified as of May 26, 2021 at 09:25 AM

Data in this report are provisional and subject to change.

The numbers in the table below represent the number of Florida and non-Florida residents for whom test results were received by the Department of Health. A person can be tested by more than one laboratory and can have both positive and negative results. **Therefore, the sum of the numbers in each column will be larger than the total number of people tested.**

Reporting lab	Inconclusive	Negative	Positive	Percent positive	Total
MCALLEN MEDICAL CENTER			1	100%	1
NEMOURS CHILDREN HOSPITAL			1	100%	1
Whispering Pines Nursing & Rehabilitation Center		1			1
GALESBURG COTTAGE HOSPITAL LABORATORY			1	100%	1
ST MARY'S OF SAGINAW		1			1
Piedmont Crossing		1			1
SUNDIAL MANUFACTURING		1			1
WALGREENS #06887		1			1
Aspire Physical Recovery Center at Cahaba River		1			1
SPEARE MEMORIAL HOSPITAL			1	100%	1
White Oak Manor - Rock Hill		1			1
DOMINION DIAGNOSTICS			1	100%	1
ST JOHN HOSPITAL & MEDICAL CENTER MICRO			1	100%	1
GOOD SAMARITAN SOCIETY-FOREST CITY		1			1
SHAH			1	100%	1
FAMILY MEDICINE AT CELEBRATION		1			1
CVS MO8595POCT RAYMORE		1			1
DILELLA			1	100%	1
WEKIVA SPRINGS PEDIATRICS			1	100%	1
THE CHRIST HOSPITAL			1	100%	1
FLORIDA MEDICAL CLINIC PA GI			1	100%	1
PEDIATRIC SPECIALTY CLINIC COLLIER			1	100%	1
Chatsworth Health Care		1			1
MERITUS MEDICAL CENTER			1	100%	1
INTERNAL MEDICINE EMILIA MURRAY MD PA		1			1
MEDICAL CENTER OF TRINITY - MOB		1			1
NEWARK WAYNE		1			1
Urgent Care 24/7 Orlando LLC			1	100%	1
PENSACOLA PRIMARY CARE INC		1			1
Imperial Healthcare Centre			1	100%	1
BAPTIST MINOR MEDICAL CENTER			1	100%	1
XSTREMEMD			1	100%	1
Big River Nursing and Rehab		1			1
BAPTIST HEALTH SURGERY CENTER			1	100%	1
PALMETTO ARTIFICIAL KIDNEY CENTER			1	100%	1
FLAGLER CARE CENTER			1	100%	1
DR AZIZ CLINIC			1	100%	1
PRO-GENEX LABORATORIES			1	100%	1
CHILDREN'S NATIONAL MEDICAL CENTER			1	100%	1
MAIN LAB			1	100%	1
Bridgeway Care and Rehabilitation Center		1			1
WINTER PARK MEMORIAL HOSPITAL LABORATORY		1			1
Towne Manor East		1			1
SACRED HEART HOSPITAL			1	100%	1
BLOOD SYSTEMS LABORATORIES			1	100%	1
NORTHSIDE HOSPITAL GWINNETT		1			1
CAREAGE PLASTIC SURGERY			1	100%	1

COVID-19: testing by laboratory

Data through May 25, 2021 verified as of May 26, 2021 at 09:25 AM

Data in this report are provisional and subject to change.

The numbers in the table below represent the number of Florida and non-Florida residents for whom test results were received by the Department of Health. A person can be tested by more than one laboratory and can have both positive and negative results. **Therefore, the sum of the numbers in each column will be larger than the total number of people tested.**

Reporting lab	Inconclusive	Negative	Positive	Percent positive	Total
SKYRIDGE CLINICAL ASSOCIATES		1			1
Isle Health and Rehabilitation Center			1	100%	1
CONWAY - SHERWOOD URGENT CARE			1	100%	1
BALLAD HEALTH MEDICAL ASSOCIATES URGENT CARE - JOHNSON CITY			1	100%	1
LEELANAU OPCO, LLC		1			1
LEXINGTON HOSPITAL CORPORATION			1	100%	1
WELLMED AT LINEBAUGH AVE			1	100%	1
NHC HealthCare St. Charles		1			1
RAMBAM URGENT CARE			1	100%	1
VOLUSIA MEDICAL CENTER			1	100%	1
PEACHEALTH LABORATORIES		1			1
ROBERT TAYLOR COMMUNITY COMPLEX			1	100%	1
NICKLAUS CHILDREN'S DORAL OUTPATIENT CENTER			1	100%	1
BRISTOL CHILDRENS CLINIC			1	100%	1
ADVENT HEALTH MEDICAL GROUP MULTISPECIALTY			1	100%	1
ST JOHN'S HOME CARE			1	100%	1
Kroger 629 - The Little Clinic Cartersville, GA Hwy 41		1			1
Citadel		1			1
ST LUKE LUTHERAN HOME		1			1
LABORATORIO BUENA SALUD			1	100%	1
ATHENA PLASTIC SURGERY		1			1
BLACKBERRY CENTER, THE		1			1
WOMAN'S HOSPITAL OF TEXAS			1	100%	1
PASTEUR MEDICAL CENTER LLC		1			1
BUFFALO VAMC			1	100%	1
PRIORITY TOXICOLOGY LABORATORIES			1	100%	1
CENTRAL ALABAMA HEALTH CARE SYSTEM			1	100%	1
SOUTHEASTERN PATHOLOGY ASSOCIATES			1	100%	1
Chateau Girardeau			1	100%	1
ST CATHERINE HOSPITAL LABORATORY			1	100%	1
PALM BREEZE DIALYSIS			1	100%	1
OKLAHOMA BLOOD INSTITUTE			1	100%	1
Kroger - KRO70300083			1	100%	1
JUPITER MEDICAL CENTER INC			1	100%	1
SOUTH COUNTY MEDICAL CENTER			1	100%	1
RESIDENCES AT MIAMI / REIGN GARDENS LLC, THE			1	100%	1
DAVIS, CASEY		1			1
NF Escambia, LLC DBA Olive BranchHealth and Rehabilitaion Center			1	100%	1
DR DAN C TRIGG MEMORIAL HOSPITAL		1			1
ADVANCED CARDIOVASCULAR DIAGNOSTICS OF FL			1	100%	1
BAYFRONT HEAL WOUND CARE AND HYPERBARIC CENTER			1	100%	1
MD NOW URGENT CARE			1	100%	1
Kroger - KRO03500568			1	100%	1
Ash Flat Healthcare and Rehabilitation Center			1	100%	1
SUPERKIDS PEDIATRICS			1	100%	1
ADVENTHEALTH MEDICAL GROUP PEDIATRICS DIABETES &			1	100%	1
TOMAH HEALTH			1	100%	1

COVID-19: testing by laboratory

Data through May 25, 2021 verified as of May 26, 2021 at 09:25 AM

Data in this report are provisional and subject to change.

The numbers in the table below represent the number of Florida and non-Florida residents for whom test results were received by the Department of Health. A person can be tested by more than one laboratory and can have both positive and negative results. **Therefore, the sum of the numbers in each column will be larger than the total number of people tested.**

Reporting lab	Inconclusive	Negative	Positive	Percent positive	Total
PACIFICA CARE PLLC			1	100%	1
PRIMARY AND URGENT CARE			1	100%	1
VA Ann Arbor HCS - Toledo CBOC		1			1
CLINICAL PATHOLOGY LABORATORIES SOUTHEAST INC			1	100%	1
MED BAR LLC		1			1
ODYSSEY HEALTH CARE OF MARION COUNTY LLC		1			1
CLINICAL RESEARCH OF WEST FLORIDA		1			1
PROVIDENCE ST. PATRICK HOSPITAL			1	100%	1
SUMMERLIN MEDICAL CENTRE			1	100%	1
BIOMERIEUX			1	100%	1
CLEMENT MANOR HEALTH CENTER	1				1
PUBLIX PHARMACY #1122	1				1
MEDCARE-GARNERS FERRY			1	100%	1
LIBERTY URGENT CARE			1	100%	1
MEDCENTER PRIMARY CARE PC			1	100%	1
AURORA MEDICAL CENTER-KENOSHA			1	100%	1
AVERA ST. MARY'S HOSPITAL			1	100%	1
ACCESS TOTAL CARE			1	100%	1
PIEDMONT QUICKCARE	1				1
SPECIALTY MOLECULAR - DENVER			1	100%	1
Hillside Manor Rehabilitation and Extended Care Center	1				1
Lopatcong Center	1				1
Moab Regional Hospital			1	100%	1
VA COMMUNITY BASED CLINIC - LAKE CITY			1	100%	1
Eddy Memorial Geriatric Center	1				1
Trucare Living Centers - Columbus	1				1
ALLEGANY COUNTY DEPARTMENT OF HEALTH	1				1
MALUHIA	1				1
Sarah A. Todd Memorial Home	1				1
Advanced Rehabilitation of Vernon	1				1
TFH HOME HEALTH INC			1	100%	1
HALIFAX HEALTH PRIMARY CARE ORMOND			1	100%	1
Kroger 968 - The Little Clinic Colerain Township	1				1
LabCorp L#09258295 M#09258285			1	100%	1
GRANITE FALLS LTC, LLC	1				1
MARION GENERAL HOSPITAL			1	100%	1
AMERICAN FAMILY CARE - SMYRNA			1	100%	1
BAY MEDICAL SACRED HEART BEACH EMERGENCY ROOM	1				1
LIFECARE MEDICAL CENTER			1	100%	1
ELEMENTS PHARMACY			1	100%	1
Kroger 63 - The Little Clinic Glassford Hill Rd	1				1
HAWAII DEPARTMENT OF HEALTH LAB			1	100%	1
Elderwood at WIlliamsville	1				1
PATIENT FIRST - NEWTOWN ROAD			1	100%	1
Community Care Center of Heritage House, LLC			1	100%	1
CENTRAL FLORIDA MEDICAL CARE			1	100%	1
GARDEN VIEW CARE CENTER	1				1

COVID-19: testing by laboratory

Data through May 25, 2021 verified as of May 26, 2021 at 09:25 AM

Data in this report are provisional and subject to change.

The numbers in the table below represent the number of Florida and non-Florida residents for whom test results were received by the Department of Health. A person can be tested by more than one laboratory and can have both positive and negative results. **Therefore, the sum of the numbers in each column will be larger than the total number of people tested.**

Reporting lab	Inconclusive	Negative	Positive	Percent positive	Total
LEXINGTON URGENT CARE			1	100%	1
UNLIMITED MEDICAL SERVICES OF FL PL DBA		1			1
ELMCROFT OF TIMBERLIN PARC			1	100%	1
CAROMONT HEALTH			1	100%	1
SPACE COAST COMMUNITY PHARMACY			1	100%	1
TARRYTOWN PHARMACY			1	100%	1
Kingston Care Center of Fort Wayne		1			1
Lenbrook		1			1
JACKSBORO URGENT CARE			1	100%	1
PARK AVENUE MEDICAL PROFESSIONALS	1				1
SENTARA AMBULATORY CARE CLINIC			1	100%	1
PREMIER FAMILY AND SPORTS MEDICINE LLC			1	100%	1
SOUTHEAST MISSOURI HOSPITAL	1				1
MAGGY PHARMACY INC	1				1
CSL PLASMA LAB			1	100%	1
NASONCARE LLC			1	100%	1
CHILDRENS HEALTHCARE OF ATLANTA AT SCOTTISH RITE	1				1
PREMIUM HOME HEALTH CARE INC			1	100%	1
LAKE COMMUNITY ACTION AGENCY	1				1
PINEBROOK CARE AND REHABILITATION CENTER☐			1	100%	1
CONTINENTAL HOME HEALTH CARE INC			1	100%	1
TITUSVILLE CENTER FOR SURGICAL EXCELLENCE LLC	1				1
ORMOND BEACH DIALYSIS			1	100%	1
MISSISSIPPI VALLEY REGIONAL BLOOD CENTER			1	100%	1
ST VINCENTS OUTPATIENT IMAGING	1				1
HENRICO DOCTOR'S LABORATORY			1	100%	1
EXPRESS WALK IN MEDICAL CENTER			1	100%	1
REDSTONE REHABILITATION & NURSING CENT	1				1
ALDEN PHARMACY	1				1
FLORIDA HEART & VASCULAR MULTI SPECIALITY GROUP PA			1	100%	1
ORANGE PEDIATRICS PA			1	100%	1
ABRAZO WEST CAMPUS			1	100%	1
IVAN, MAYA			1	100%	1
BOCA CIEGA CENTER			1	100%	1
Canandaigua VAMC	1				1
Encompass Health Rehab Hosp Salisbury	1				1
LINK PHARMACY LLC	1				1
PHYSICIANS IMMEDIATE CARE			1	100%	1
ORCHARD PARK HEALTH CARE AND REHABILITATION CENTER	1				1
Cameron VA Clinic			1	100%	1
CLAYTON NURSING AND REHABILITATION	1				1
LRGHEALTHCARE	1				1
Valley Center (WV)			1	100%	1
Kroger 359 - The Little Clinic Bellevue	1				1
MEDOR/ACC SYNCHRONY			1	100%	1
Kroger 532 - The Little Clinic Murfreesboro	1				1
EVERGREEN NURSING HOME	1				1

COVID-19: testing by laboratory

Data through May 25, 2021 verified as of May 26, 2021 at 09:25 AM

Data in this report are provisional and subject to change.

The numbers in the table below represent the number of Florida and non-Florida residents for whom test results were received by the Department of Health. A person can be tested by more than one laboratory and can have both positive and negative results. **Therefore, the sum of the numbers in each column will be larger than the total number of people tested.**

Reporting lab	Inconclusive	Negative	Positive	Percent positive	Total
FRANKLIN CBOC			1	100%	1
HEALTH CARE SERVICES LC			1	100%	1
GOLDING-GRANADO MEDICAL ASSOCIATES		1			1
Dulles Health and Rehab Center		1			1
Florence Home		1			1
EXCEL URGENT CARE OF NJ			1	100%	1
Excel Care Center			1	100%	1
Encompass Health Rehab Hosp Harmarville		1			1
KAISER PERMANENTE FACTORIA LAB			1	100%	1
METROPOLITAN METHODIST HOSPITAL			1	100%	1
CORRY MEMORIAL HOSPITAL			1	100%	1
LEHIGH REGIONAL WOUND CENTER			1	100%	1
PRIMARY CARE & PEDIATRICS - SHEPHERSTOWN	1				1
LAKE MARY DIALYSIS			1	100%	1
GRAND VIEW HOSPITAL			1	100%	1
Good Samaritan Society - Mountian Lake	1				1
CVS NV9586POCT RENO	1				1
Manor Care Health Services- Wilmington			1	100%	1
BAY AREA HOSPITAL LAB & HST	1				1
GOOD SHEPHERD HOSPICE INC			1	100%	1
RIDGE OPTUM FLORIDA			1	100%	1
WALGREENS #10854	1				1
BOND & STEELE CLINIC PA D/B/A	1				1
MCH PHYSICIANS GROUP			1	100%	1
BOLLES SCHOOL, THE			1	100%	1
LUMICO LIFE INSURANCE COMPANY	1				1
5 STAR HOME HEALTH SERVICES INC	1				1
VA Tennessee Valley HCS-Nashville Campus			1	100%	1
MEDEXPRESS URGENT CARE - UNIONTOWN	1				1
ST. JOHN HOSPITAL & MEDICAL CENTER			1	100%	1
The Center at Centennial			1	100%	1
ANSWERS RESOURCE FACILITY	1				1
AURORA CONSOLIDATED LABORATORY			1	100%	1
BRANDON OUTREACH CLINIC			1	100%	1
VCU HEALTH SYSTEM AUTHORITY - MCV HOSPITALS			1	100%	1
NORTHSIDE PEDIATRICS & ADOLESCENT MEDI	1				1
MASSACHUSETTS DEPARTMENT OF PUBLIC HEALTH			1	100%	1
Kroger 705 - The Little Clinic Richmond	1				1
SUSAN F WILLIAMS MD PA			1	100%	1
SACRED HEART HOSPITAL NURSING			1	100%	1
WINTHROP MANOR NURSING CENTER	1				1
TUNIS STREET GROUP HOME	1				1
USA Healthcare LTC, LLC - Folsom Center for Rehabilitation & Healthca	1				1
SEASONS HOSPICE AND PALLIATIVE CARE OF			1	100%	1
SPHERE DX			1	100%	1
PANCARE HEALTH - NORTHSIDE ELEMENTARY			1	100%	1
UNIVERSITY OF TOLEDO MEDICAL CENTER			1	100%	1

COVID-19: testing by laboratory

Data through May 25, 2021 verified as of May 26, 2021 at 09:25 AM

Data in this report are provisional and subject to change.

The numbers in the table below represent the number of Florida and non-Florida residents for whom test results were received by the Department of Health. A person can be tested by more than one laboratory and can have both positive and negative results. **Therefore, the sum of the numbers in each column will be larger than the total number of people tested.**

Reporting lab	Inconclusive	Negative	Positive	Percent positive	Total
QLABS			1	100%	1
SOUTHEASTERN INTEGRATED MEDICAL PL			1	100%	1
COMMUNITY HOSPITALS INDIANAPOLIS			1	100%	1
SUMMIT URGENT CARE - FAYETTEVILLE		1			1
CURA LABORATORY SERVICES			1	100%	1
REGENTS PARK OF JACKSONVILLE			1	100%	1
HERNANDO COUNTY HEALTH DEPT			1	100%	1
Saint Joseph Living Center		1			1
Mercy Manor Transition Center			1	100%	1
MIAMI NORTH DIALYSIS			1	100%	1
ACCESS TOTAL CARE - PORTLAND			1	100%	1
HEALTHCARECLINICS			1	100%	1
MISSOURI DEPARTMENT OF HEALTH AND SENIOR SERVICES - STATE PH LAB	1				1
Courtenay Springs Village			1	100%	1
EAST TENNESSEE STATE UNIVERSITY	1				1
RAAZI CLINICAL LABORATORY LLC			1	100%	1
Kroger - KR062000426			1	100%	1
PATHOLOGYT & LAB MEDICINE SERVICES			1	100%	1
Schenectady Center for Rehabilitation & Nursing	1				1
FASTMED - LAKEWAY			1	100%	1
LEE MEMORIAL HOSPITAL OUTPATIENT SURGERY CENTER			1	100%	1
Medilodge of Mt. Pleasant	1				1
FRESENIUS SOUTH FORT MYERS	1				1
MAHONEY PEDIATRICS PA			1	100%	1
CENTRAL FLORIDA HEALTH CARE, INC			1	100%	1
The Carrington	1				1
KNAPP MEDICAL GROUP			1	100%	1
BAPTIST HOSPITAL FAMILY MEDICINE TIGER POINT			1	100%	1
Chicago Heights CBOC	1				1
SAINT ALPHONSUS REGIONAL MEDICAL CENTER			1	100%	1
WILSON FAMILY MEDICINE LLC	1				1
Willow Ridge Center	1				1
ST GERARD'S COMMUNITY OF CARE	1				1
Encompass Rehab Hospital of Dothan	1				1
MID FLORIDA COMMUNITY SERVICES			1	100%	1
VARAHI PHARMACY INC			1	100%	1
UT HEALTH RGV CLINICAL LABORATORY			1	100%	1
WALGREENS #01398			1	100%	1
MCKENZIE COUNTY HEALTHCARE SYSTEMS LABORATORY			1	100%	1
Magnolia Manor of St. Simons Island	1				1
BRAZORIA COUNTY EMERGENCY SERVICES DISTRICT #3			1	100%	1
LAKE REGIONAL HEALTH			1	100%	1
PUBLIX PHARMACY #0332	1				1
LAKE LURE HEALTH CENTER			1	100%	1
VICTORIA PAIN AND REHABILITATION CENTER			1	100%	1
UW MEDICINE CHU LAB			1	100%	1
CARENOW MURFREESBORO MEDICAL CENTER PK	1				1

COVID-19: testing by laboratory

Data through May 25, 2021 verified as of May 26, 2021 at 09:25 AM

Data in this report are provisional and subject to change.

The numbers in the table below represent the number of Florida and non-Florida residents for whom test results were received by the Department of Health. A person can be tested by more than one laboratory and can have both positive and negative results. **Therefore, the sum of the numbers in each column will be larger than the total number of people tested.**

Reporting lab	Inconclusive	Negative	Positive	Percent positive	Total
STERLING HOUSE OF PORT ORANGE		1			1
CLERMONT VA COMMUNITY OUTPATIENT CLINIC		1			1
PALACE CARE AND REHAB		1			1
PHOEBE HOME INC		1			1
WINDSOR MANOR			1	100%	1
Country View of Sunbury			1	100%	1
Carrollton Manor Inc		1			1
Lakeland Nursing and Rehabilitation Center LLC		1			1
ASSISTED LIVING AT TREZEVANT		1			1
DIVERSICARE OF BIG SPRINGS		1			1
SISTERS MISSION			1	100%	1
ALL AMERICAN FAMILY AND GERIATRIC CARE			1	100%	1
UHEALTH LEJEUNE INTERNAL MEDICINE			1	100%	1
UNIVERSITY OF MD PATH ASSOC- MD GENOMICS			1	100%	1
JAMES A HENRY MD LLC			1	100%	1
Nemours Children's Primary			1	100%	1
PHYSICIANS PREMIER ER- CENTRAL AUSTIN			1	100%	1
Oregon Veterans Home The Dalles		1			1
STEVEN J VALENTINO, DO PC		1			1
GLEN EAGLE HELATHCARE & REHAB		1			1
Willowbrooke Court at Normandy Farms Estates		1			1
BADGER TESTING SERVICES LLC		1			1
UCH LAB			1	100%	1
CAREWELL 203			1	100%	1
HEARTLAND OF MARIETTA OH LLC DBA		1			1
CVS / PHARMACY #10794			1	100%	1
OAK HAVEN REHAB AND NURSING CENTER			1	100%	1
Kingsway Arms Nursing Center		1			1
MCLEOD MEMORIAL HOSPITAL CLARENDON			1	100%	1
LINCOLN COUNTY MEDICAL CENTER		1			1
PIEDMONT NEWTON HOSPITAL		1			1
FAMILY AND INTERNAL MEDICINE ASSOCIATES		1			1
ODESSA CLINIC			1	100%	1
FAIRLAWN REHABILITATION HOSPITAL		1			1
CORONA CONCIERGE, LLC		1			1
MAYO CLINIC OUTPATIENT DIALYSIS CENTER			1	100%	1
MINUTECLINIC DIAGNOSTIC OF TN PC #6437		1			1
UNIVERSITY OF IOWA HOSPITALS & CLINICS			1	100%	1
WEST PENSACOLA DIALYSIS CENTER			1	100%	1
QUINCY DIALYSIS			1	100%	1
CLIFTON SPRINGS		1			1
TILE PHARMACY		1			1
SAINT AGNES HOSPITAL			1	100%	1
BAPTIST HEALTH FLOYD			1	100%	1
PALM BEACH COUNTY HEALTH DEPT.			1	100%	1
Grangeville Health and Rehab		1			1
RICHMOND MEDICAL CENTER FOR WOMEN		1			1

COVID-19: testing by laboratory

Data through May 25, 2021 verified as of May 26, 2021 at 09:25 AM

Data in this report are provisional and subject to change.

The numbers in the table below represent the number of Florida and non-Florida residents for whom test results were received by the Department of Health. A person can be tested by more than one laboratory and can have both positive and negative results. **Therefore, the sum of the numbers in each column will be larger than the total number of people tested.**

Reporting lab	Inconclusive	Negative	Positive	Percent positive	Total
bishop rehabilitation and nursing center		1			1
ENT & ALLERGY ASSOCIATES, LLP - SLEEPY HOLLOW (ABBOTT)		1			1
EDEN HEALTH NOMAD LAB		1			1
DEPARTMENT OF HEALTH SERVICES			1	100%	1
Belvoir Woods Health Care Center at The Fairfax		1			1
MAYO CLINICAL LABORATORIES		1			1
SC-GA2018 SIMPSONVILLE REHABILITATION		1			1
THE MEDICAL CENTER AT BOWLING GREEN			1	100%	1
MEDICAL CENTER AFFILIATES PALM SPRINGS			1	100%	1
KID CARE PEDIATRICS PA			1	100%	1
HEALTHALLIANCE HOSPITAL LABORATORY	1				1
COVENANT HEALTH	1				1
WYOMING COUNTY DEPARTMENT OF HEALTH	1				1
EMERSON HOSPITAL LABORATORY			1	100%	1
FLORIDA STATE UNIVERSITY HEALTH SERVICES			1	100%	1
CENTRAL TX URGENT CARE			1	100%	1
WINDROSE HEALTH NETWORK			1	100%	1
ANDERSON REGIONAL MEDICAL CENTER			1	100%	1
Heritage Health of Peru			1	100%	1
HEARTLAND KNOLLVIEW MI LLC	1				1
BAPTIST HOSPITAL FAMILY MEDICINE &			1	100%	1
NCH HEALTHCARE CREEKSIDE ENDOSCOPY			1	100%	1
Garden Villa Bedford	1				1
COSTCO PHARMACY #1023			1	100%	1
STANLY REGIONAL MEDICAL CENTER			1	100%	1
UC SAN DIEGO CENTER FOR ADVANCED LABORATORY MEDICINE			1	100%	1
St. Patrick's Manor	1				1
CVS TX8337POCT ROCKWALL	1				1
ACCESS MEDICAL GROUP OF TAMPA INC			1	100%	1
Oakland Nursing and Rehabilitation Center	1				1
The Evangelical Lutheran Good Samaritan Society Prescott Village	1				1
NFRC CLINICAL LAB			1	100%	1
KIDS HEALTH ALLIANCE PA			1	100%	1
DONALSONVILLE HOSPITAL			1	100%	1
PINEVILLE PHARMACY			1	100%	1
WELLINGTON PHYSICIANS URGENT CARE AT PALOMINO			1	100%	1
BSA PHYSICIANS GROUP, INC D/B/A BSA FAMILY MEDICAL			1	100%	1
HEALTHCARE FOR THE HOMELESS			1	100%	1
Rehab Select of Talladega	1				1
Casa Real Center	1				1
OCEANVIEW NURSING AND REHABILITAION CENTER			1	100%	1
GOOD SAMARITAN SOCIETY - DE SMET	1				1
PORTSMOUTH REG. HOSPITAL			1	100%	1
BUENA VENTURA LAKES DIALYSIS			1	100%	1
THE NEW JEWISH HOME	1				1
Kroger 970 - The Little Clinic Westfield			1	100%	1
Chateau Living Center			1	100%	1

COVID-19: testing by laboratory

Data through May 25, 2021 verified as of May 26, 2021 at 09:25 AM

Data in this report are provisional and subject to change.

The numbers in the table below represent the number of Florida and non-Florida residents for whom test results were received by the Department of Health. A person can be tested by more than one laboratory and can have both positive and negative results. **Therefore, the sum of the numbers in each column will be larger than the total number of people tested.**

Reporting lab	Inconclusive	Negative	Positive	Percent positive	Total
Montgomery Place		1			1
AULTMAN HOSPITAL			1	100%	1
CHEROKEE PARK REHABILITATION		1			1
COMMUNITY			1	100%	1
SOUTHWEST REGIONAL PCR LABORATORY			1	100%	1
PRACTITIONERS IN MOTION			1	100%	1
PRINCIPLE DIAGNOSTICS LLC			1	100%	1
CAPITAL DIAGNOSTICS			1	100%	1
Heritage Inn Health and Rehabilitation		1			1
CATERPILLAR INC - MIAMI DISTRIBUTION CENTER			1	100%	1
Victoria Manor		1			1
UNIVERSAL DIAGNOSTICS LABORATORIES			1	100%	1
SAN ANTONIO DERMATOLOGY AND MEDICAL SPA			1	100%	1
WALGREENS #04786		1			1
PRIMARY CARE GROUP LLC		1			1
YOUR HEALTH PEDIATRICS INC			1	100%	1
INTEGRITY SPINE AND ORTHOPEDICS LLC			1	100%	1
Walgreens #3661		1			1
KENNEDY BOULEVARD DIALYSIS			1	100%	1
ONPOINT URGENT CARE			1	100%	1
ST. PETERSBURG PEDIATRICS-SEMINOLE			1	100%	1
NORTH FLORIDA REGIONAL MEDICAL CENTER EMERGENCY			1	100%	1
BECKLEY VAMC		1			1
HEALTH FIRST HOME CARE		1			1
FLORHAM PARK ENDOSCOPY CENTER		1			1
CONVENIENT URGENT CARE			1	100%	1
WY RETIREMENT CENTER		1			1
TERRELL URGENT CARE			1	100%	1
BIOMAT ORLANDO		1			1
FLORIDA MEDICAL CLINIC, PA		1			1
INFECTION CONTROL DEPT			1	100%	1
GRAND LIVING			1	100%	1
APEX HOME HEALTHCARE			1	100%	1
Erwin Health Care Center		1			1
YOUR HEALTH PEDIATRICS			1	100%	1
FLAGLER COUNTY BOARD OF COUNTY COMMISSIONERS			1	100%	1
WINDMOOR HEALTHCARE			1	100%	1
LITTLE COMPANY OF MARY HOSPITAL			1	100%	1
Kroger 698 - The Little Clinic 14th Street/Bell		1			1
EILEEN TURBESSI MD PA		1			1
Kroger 682 - The Little Clinic Combs and Gantzel		1			1
MEDPOST URGENT CARE - CIBOLO			1	100%	1
BRIAN C GRINER MD LLC			1	100%	1
COVENANT HOSPITAL HOBBS D/B/A COVENANT		1			1
GEORGETOWN URGENT CARE			1	100%	1
C V S / PHARMACY #4396		1			1
Wexner Heritage House			1	100%	1

COVID-19: testing by laboratory

Data through May 25, 2021 verified as of May 26, 2021 at 09:25 AM

Data in this report are provisional and subject to change.

The numbers in the table below represent the number of Florida and non-Florida residents for whom test results were received by the Department of Health. A person can be tested by more than one laboratory and can have both positive and negative results. **Therefore, the sum of the numbers in each column will be larger than the total number of people tested.**

Reporting lab	Inconclusive	Negative	Positive	Percent positive	Total
MEMORIAL HOSPITAL - BELLEVILLE			1	100%	1
Kroger 519 - The Little Clinic Staples Mill Road		1			1
Portsmouth Health and Rehab			1	100%	1
ADVOCATE GOOD SAMARITAN			1	100%	1
WALGREENS #5790			1	100%	1
Arch Plaza Nursing and Rehabilitation Center			1	100%	1
MOBILE MEDICAL CLINIC			1	100%	1
STEWART MEDICAL GROUP INC			1	100%	1
BOCA GENERAL AND FAMILY MEDICINE	1				1
SALTZER URGENT CARE			1	100%	1
Vibralife of El Paso Rehabilitation Center			1	100%	1
FOUNDCARE HEALTH			1	100%	1
BIOMAT USA INC			1	100%	1
CANDLER HOSPITAL			1	100%	1
TAMPA GENERAL MEDICAL GROUP LABORATORY HEALTHPARK			1	100%	1
HARDIN HEALTH INC	1				1
FANNIN REGIONAL HOSPITAL			1	100%	1
SOUTHWEST ORLANDO FAMILY MEDICINE, PL			1	100%	1
Kroger 523 - The Little Clinic Dickson			1	100%	1
JACKSON MADISON CO. GEN. HOSPITAL			1	100%	1
FLORIDA HOME HEALTH			1	100%	1
Waddell Nursing & Rehab Center	1				1
ANDERSON FAMILY MEDICINE			1	100%	1
BEAUMONT HOSPITAL			1	100%	1
KINGWOOD EMERGENCY CENTER			1	100%	1
MODERN URGENT CARE			1	100%	1
SURGERY CENTER, THE			1	100%	1
Alaska Domiciliary Care for Homeless Veterans	1				1
UPMC NORTHWEST HOSPITAL			1	100%	1
ER NEAR ME HULEN	1				1
TCPA CLINICAL LABORATORIES			1	100%	1
NORTHSIDE FAMILY MEDICINE AND URGENT CARE (MIDTOWN)	1				1
US PUBLIC HEALTH SERVICE HOSPITAL			1	100%	1
LABORATORY SERVICES SGHS - CAMDEN	1				1
325	1				1
HUNEYCUTT FAMILY PRACTICE			1	100%	1
WAYCROSS INTRTNAL MEDICINE			1	100%	1
Ernest Childers Outpatient Clinic	1				1
ADAMS COUNTY HEALTH DEPARTMENT			1	100%	1
MARQUETTE GENERAL HOSPITAL			1	100%	1
PARTNERS IN PRIMARY CARE	1				1
Robinson Terrace Rehabilitation and Nursing Center	1				1
VISITING PHYSICIAN SERVICES, LLC			1	100%	1
CARY CLINIC			1	100%	1
FLORIDA ADVANCED MEDICAL AND DERM AESTHETICS LLC			1	100%	1
Glen Haven Health and Rehabilitation LLC	1				1
JOSHUA E CHESIR MD	1				1

COVID-19: testing by laboratory

Data through May 25, 2021 verified as of May 26, 2021 at 09:25 AM

Data in this report are provisional and subject to change.

The numbers in the table below represent the number of Florida and non-Florida residents for whom test results were received by the Department of Health. A person can be tested by more than one laboratory and can have both positive and negative results. **Therefore, the sum of the numbers in each column will be larger than the total number of people tested.**

Reporting lab	Inconclusive	Negative	Positive	Percent positive	Total
WELLSTAR KENNESAW MEDICAL CENTER		1			1
AIRPORT MEDICAL SOLUTIONS ORLANDO			1	100%	1
TMH CANCER CENTER LABORATORY			1	100%	1
WINTER HAVEN WOMEN'S HOSPITAL NURSING SERVICES			1	100%	1
EAST FL CORE LAB			1	100%	1
VA North May Outpatient Clinic		1			1
NORTH RIVER FAMILY HEALTH CENTER			1	100%	1
ASCARATE DIALYSIS			1	100%	1
BETTER U BETTER LIFE WELLNESS LLC			1	100%	1
BRIDGES AT LIFE CARE CENTER OF OCALA, THE			1	100%	1
KEYS PEDIATRICS PLLC			1	100%	1
HEART HOSPITAL OF LAFAYETTE: EMERGENCY ROOM			1	100%	1
FRIO REGIONAL PRIMARY CARE AND URGENT CARE CLINIC			1	100%	1
PCG MOLECULAR			1	100%	1
Oklahoma Methodist Manor			1	100%	1
AFTER HOURS CARE OF AMERICUS INCORPORA			1	100%	1
Wayne County Nursing Home	1				1
ROCK RAPIDS HEALTH CENTRE	1				1
PUBLIX PHARMACY # 1236			1	100%	1
JOSEPH REINA PHARMACY INC DBA JRX PHAR	1				1
CAN COMMUNITY HEALTH LLC	1				1
NOVANT HEALTH GOHEALTH URGENT CARE			1	100%	1
DERMDX, DIV OF AURORA DIAGNOSTICS/BERNHARDT LAB	1				1
PROVENA SAINT JOSEPH MEDICAL CENTER			1	100%	1
Monument Health Strugis Care Center	1				1
METROWEST MEDICAL CENTER - FRAMINGHAM			1	100%	1
NORTHEAST REGIONAL MEDICAL CENTER			1	100%	1
SANDPIPER CLUSTER	1				1
SOMA MEDICAL CENTER PA #2			1	100%	1
Spring Gate Rehab and Healthcare Center	1				1
BAXTER REGIONAL MEDICAL CENTER			1	100%	1
QUICKCARE HEALTH, INC			1	100%	1
SUMMERFIELD PAIN MANAGEMENT			1	100%	1
WALGREENS #12624	1				1
ADVENTHEALTH DURAND			1	100%	1
MEDEX CLINIC LLC			1	100%	1
Ravenwood Speciality Care	1				1
NEXT LEVEL URGENT CARE			1	100%	1
Advanced Health Care of St. George	1				1
SUPREME MEDICAL GROUP PLLC			1	100%	1
Longwood Community Living Center	1				1
Keller Landing Center	1				1
LOURDES URGENT CARE			1	100%	1
PALMS WEST SURGICENTER	1				1
LAREDO CARE CLINIC NORTH	1				1
ST MICHAEL'S ELITE MEDICAL HOSPITAL			1	100%	1
Brookdale Southside			1	100%	1

COVID-19: testing by laboratory

Data through May 25, 2021 verified as of May 26, 2021 at 09:25 AM

Data in this report are provisional and subject to change.

The numbers in the table below represent the number of Florida and non-Florida residents for whom test results were received by the Department of Health. A person can be tested by more than one laboratory and can have both positive and negative results. **Therefore, the sum of the numbers in each column will be larger than the total number of people tested.**

Reporting lab	Inconclusive	Negative	Positive	Percent positive	Total
Indianspring of Oakley		1			1
BRIDGEWATER PARK ASSISTED LIVING LLC			1	100%	1
SGMC- SMITH NORTHVIEW CAMPUS			1	100%	1
CORDOVA FAMILY PRACTICE			1	100%	1
EXCEPTIONAL EMERGENCY CENTER			1	100%	1
GOOD SAMARITAN HOSPITAL LAB			1	100%	1
Walgreens #11854			1	100%	1
LADY OF THE SEA HOSPITAL LAB			1	100%	1
JACK M MATHENY II MD			1	100%	1
PM PEDIATRICS PC			1	100%	1
CVS AZ3264POCT PHOENIX			1	100%	1
THE CLINIC ON SIXTH			1	100%	1
NAVAL BRANCH HEALTH CLINIC			1	100%	1
WALGREENS #9340	1				1
ARBOR TERRACE AT CITRUS PARK			1	100%	1
PROGENESIS INC			1	100%	1
BROOKDALE FORT MYERS LAKES PARK			1	100%	1
Arlington Health and Rehabilitation	1				1
EASTSIDE MEDICAL CLINIC	1				1
LOUNDY	1				1
ADVENTHEALTH MEDICAL GROUP PULMONOLOGY AT	1				1
Manassas Health & Rehab			1	100%	1
BRETON REHABILITATION & LIVING CENTRE	1				1
CHILTON MEDICAL CENTER	1				1
LAMARQUE DIALYSIS			1	100%	1
PARK AVENUE DERMATOLOGY NORTH			1	100%	1
CAPITAL HEALTH PLAN - GOVERNORS SQUARE			1	100%	1
Brownwood Nusing & Rehabilitation	1				1
ORCHID TERRACE	1				1
CAPITAL DISTRICT PSYCHIATRIC CENTER	1				1
ASHLEY CLINICAL DIAGNOSTIC LABORATORY			1	100%	1
Kroger 126 - The Little Clinic Cottonwood	1				1
NORTH FLORIDA CHILD DEVELOPMENT, INC			1	100%	1
PINNACLE DIALYSIS	1				1
JAX FAMILY CARE	1				1
PATIENT FIRST-GENERAL BOOTH			1	100%	1
METROPOLITAN			1	100%	1
MEDHELP			1	100%	1
SAMSON MEDICAL CLINIC			1	100%	1
VillageCare Rehabilitation and Nursing Center	1				1
NORTHWEST FLORIDA SPECIALTY PHYSICIANS LLC	1				1
LOUIS STOKES CLEVELAND VA MEDICAL CENTER			1	100%	1
VISTA LAKE ASSISTED LIVING			1	100%	1
DU QUOIN NURSING & REHABILITATION CENTER LLC	1				1
BRANKO D PEJIC MD FAMILY PRACTICE			1	100%	1
CARE STATION MEDICAL GROUP	1				1
FLORIDA HOSPITAL ORMOND BEACH			1	100%	1

COVID-19: testing by laboratory

Data through May 25, 2021 verified as of May 26, 2021 at 09:25 AM

Data in this report are provisional and subject to change.

The numbers in the table below represent the number of Florida and non-Florida residents for whom test results were received by the Department of Health. A person can be tested by more than one laboratory and can have both positive and negative results. **Therefore, the sum of the numbers in each column will be larger than the total number of people tested.**

Reporting lab	Inconclusive	Negative	Positive	Percent positive	Total
Dugan Memorial Home		1			1
BAPTIST MEDICAL PLAZA AT MIAMI LAKES DIAGNOSTICS			1	100%	1
MARTIN MEM FAMILY CARE AT ST LUCIE W			1	100%	1
FOUNDATION LABORATORY			1	100%	1
TITAN GENOMICS, LLC			1	100%	1
UF HEALTH - WILDLIGHT			1	100%	1
LIFEWORKS WELLNESS CENTER LLC		1			1
ADVANCED RESEARCH AND DIAGNOSTIC LABORATORY UNIVERSITY OF MINNESOTA			1	100%	1
CERMAK HEALTH SERVICES			1	100%	1
STAYING HEALTHY MEDICAL SERVICES			1	100%	1
NSPIRE HEALTHCARE PLANTATION			1	100%	1
MT ST RITA HEALTH CENTRER	1				1
KEISER UNIVERSITY	1				1
Baypoint Healthcare Center			1	100%	1
TRITENN LLC	1				1
Maplewood of Cheshire County	1				1
SYCAMORE MEDICAL CENTER-KETTERING HEALTH NETWORK			1	100%	1
DR. K PEDIATRICS			1	100%	1
UT HEALTH RIO GRANDE VALLEY SPECIALTY PEDIATRICS			1	100%	1
CENTRAL FLORIDA ADULT MEDICINE	1				1
CVS AZ69POCT PEORIA	1				1
KID FIXERS	1				1
CATHEDRAL GERONTOLOGY CENTER DBA CATHEDRAL CARES			1	100%	1
Lemont Nursing and Rehab Center			1	100%	1
FAIRFAX COUNTY HEALTH DEPT LABORATORY			1	100%	1
DSI LABORATORIES-NAPLES-7TH			1	100%	1
BEAUMONT HOSPITAL, GROSSE POINTE			1	100%	1
COMMUNITY MEDICAL CARE			1	100%	1
HILLSBORO MEDICAL CENTER MAIN LABORATO	1				1
WEST CARVER MEDICAL ASSOCIATES	1				1
US AF ACADEMY COLORADO			1	100%	1
Rio Grande City Nursing and Rehab Center			1	100%	1
Hawthorne House	1				1
DIAGNOSTIC GROUP INTEGRATED HEALTHCARE			1	100%	1
UNIVERISTY HOSPITAL			1	100%	1
HEALTH ALLIANCE			1	100%	1
Livingston County Center for Nursing and Rehabilitation	1				1
SUNRISE CLINIC SANTA ROSA	1				1
SUMMIT COUNTY PUBLIC HEALTH DEPARTMENT			1	100%	1
HEALTHPARTNERS HUDSON CLINIC			1	100%	1
TRADITIONAL MEDICINE CENTER			1	100%	1
Pontotoc Health and Rehab	1				1
ORANGETOWN PEDIATRICS ASSOCIATES	1				1
CVS IN6536POCT KOKOMO	1				1
DIRECT PRIMARY CARE OF BURLESON			1	100%	1
SUNCOAST RESEARCH GROUP LLC			1	100%	1
SANFORD LABORATORY BISMARCK			1	100%	1

COVID-19: testing by laboratory

Data through May 25, 2021 verified as of May 26, 2021 at 09:25 AM

Data in this report are provisional and subject to change.

The numbers in the table below represent the number of Florida and non-Florida residents for whom test results were received by the Department of Health. A person can be tested by more than one laboratory and can have both positive and negative results. **Therefore, the sum of the numbers in each column will be larger than the total number of people tested.**

Reporting lab	Inconclusive	Negative	Positive	Percent positive	Total
PATIENT FIRST - VOORHEES		1			1
BLAKE AT PENSACOLA OPERATION CO, LLC, THE			1	100%	1
STONECREST MEDICAL CENTER		1			1
NEVADA RURAL HOUSING AUTHORITY			1	100%	1
SANTA ROSA PEDIATRICS			1	100%	1
LCMC LAB SUBSECTION		1			1
Acts Manor House		1			1
WVU MEDICINE AT SUNCREST TOWNE CENTRE			1	100%	1
INTERNAL MEDICINE GROUP OF CENTRAL FLORIDA			1	100%	1
VETERANS AFFAIRS MEDICAL CENTER - EAST ORANGE			1	100%	1
UABC			1	100%	1
ROSE HAVEN NURSING CENTER	1				1
Iosco County Medical Care Facility	1				1
BEST CHOICE WELLNESS & LABORATORY LLC			1	100%	1
PATIENT FIRST - TAYLOR ROAD			1	100%	1
PUBLIX PHARMACY #1114			1	100%	1
PALMETTO PRIMARY CARE PHYSICIANS			1	100%	1
TEXAS HEALTH ARLINGTON MEMORIAL	1				1
ACUTE AND COMMUNICABLE DISEASE PREVENTION			1	100%	1
PERRY COUNTY NURSING HOME	1				1
OMC PRIMARY CARE - HOSPITAL CAMPUS			1	100%	1
Eger Health Care and Rehabilitation Center	1				1
SCRIPTS PLUS INC DBA THE MEDICINE SHOP	1				1
Higland Pointe Health and Rehabilitation center	1				1
GARDENS PEDIATRICS LAB			1	100%	1
PARK AVENUE PEDIATRICS PC	1				1
WINCHESTER URGENT CARE, PC	1				1
MEDCOR, INC			1	100%	1
CASS LAKE PHS INDIAN HOSPITAL	1				1
ACCULAB			1	100%	1
ROSEN MEDICAL CENTER AT ROSEN COLLEGE CAMPUS			1	100%	1
KNOX COMMUNITY HOSPITAL			1	100%	1
CITRONELLE HEALTH AND REHABILITATION CENTER	1				1
PATIENT FIRST - FAIRFAX			1	100%	1
CARESOUTH HHA HOLDINGS OF THE TREASURE COAST LLC			1	100%	1
PARKVIEW OUTREACH COMMUNITY CENTER			1	100%	1
The Pines at Poughkeepsie Center for Nursing and Rehabilitation	1				1
Lutheran Community at Telford	1				1
ADVENTHEALTH MEDICAL GROUP SENIOR HEALTH AT			1	100%	1
BAYCARE OUTREACH LAB AT NEW TAMPA			1	100%	1
SUMMIT DETOX INC			1	100%	1
ADVENTHEALTH PHYSICIAN GROUP – APPLEWOOD			1	100%	1
ST JUDE CARE CENTER	1				1
BOULDER COMMUNITY HOSPITAL			1	100%	1
PM PEDIATRICS OF BAYSIDE PLLC - STATEN	1				1
JMJ FAMILY PRACTICE			1	100%	1
Smg/North Jersey Hematology & Oncology	1				1

COVID-19: testing by laboratory

Data through May 25, 2021 verified as of May 26, 2021 at 09:25 AM

Data in this report are provisional and subject to change.

The numbers in the table below represent the number of Florida and non-Florida residents for whom test results were received by the Department of Health. A person can be tested by more than one laboratory and can have both positive and negative results. **Therefore, the sum of the numbers in each column will be larger than the total number of people tested.**

Reporting lab	Inconclusive	Negative	Positive	Percent positive	Total
CARENOW-MONTGOMERY			1	100%	1
MADISON REHABILITATION HOSPITAL		1			1
FALKVILLE HEALTHCARE		1			1
PEDRO MENENDEZ HEALTH CENTER AT ST JOHNS			1	100%	1
OMAHA VA MEDICAL CENTER			1	100%	1
EMERUS BHS SA WESTOVER HILLS LLC			1	100%	1
BHS PHYSICIAN NETWORK			1	100%	1
NYU LANGONE AMBULATORY CARE LAKE SUCCE		1			1
COUNTY OF HAMILTON			1	100%	1
NEW ERA HEALTH CENTER INC	1				1
NORTHWESTERN MEDICINE DELNOR			1	100%	1
NEW ERA COMMUNITY HEALTH CENTER LLC	1				1
LRHS Pablo Urgent Care	1				1
FIDALAB			1	100%	1
CDR MAGUIRE – STUART MISSION			1	100%	1
GINKGO BIOWORKS INC (CONCENTRIC)	1				1
PEACE HEALTH FAMILY MEDICINE AT 87TH AVE	1				1
SEPULVEDA OUTPATIENT AND NURSING HOME CARE			1	100%	1
Long Beach Care Center			1	100%	1
ELLIS HOSPITAL URGENT CARE CENTER LAB	1				1
SCRIPPS MERCY HOSPITAL			1	100%	1
BOZEMAN HEALTH BIG SKY MEDICAL CENTER			1	100%	1
FELD ENTERTAINMENT			1	100%	1
HCR-ManorCare			1	100%	1
SOUTHWOOD NURSING & RETIREMENT CENTER	1				1
SIERRA HEALTH CARE CENTER	1				1
WMC HEALTH GROUP OF KISSIMMEE LLC			1	100%	1
BRITTNEY WHELIHAN IRWIN ARNP LLC			1	100%	1
Kroger 838 - The Little Clinic Fairborn	1				1
Kroger 410 - The Little Clinic Trinity	1				1
Holly Hill Healthcare Center			1	100%	1
GARDENS AT MAPLEWOOD			1	100%	1
PELICAN STATE OUTPATIENT CENTER			1	100%	1
LEE HEALTH KIDS URGENT CARE	1				1
CVS MO8564POCT INDEPENDENCE	1				1
ODESSA MEMORIAL HOSPITAL			1	100%	1
NEXTCARE ARIZONA LLC DBA NEXTCARE URGENT CARE			1	100%	1
BEAUMONT URGENT CARE	1				1
THE GROVE HEALTH AND REHAB			1	100%	1
ST. ELIZABETH HEALTHCARE - FLORENCE HOSPITAL			1	100%	1
Mountain View Manor			1	100%	1
CareATC - Columbia College #58	1				1
SYNERGENE LABORATORY			1	100%	1
Redwood Springs Healthcare			1	100%	1
Indian Oaks Living Center	1				1
PARK LANE NURSING HOME	1				1
FAYETTE MEDICAL CENTER LAB	1				1

COVID-19: testing by laboratory

Data through May 25, 2021 verified as of May 26, 2021 at 09:25 AM

Data in this report are provisional and subject to change.

The numbers in the table below represent the number of Florida and non-Florida residents for whom test results were received by the Department of Health. A person can be tested by more than one laboratory and can have both positive and negative results. **Therefore, the sum of the numbers in each column will be larger than the total number of people tested.**

Reporting lab	Inconclusive	Negative	Positive	Percent positive	Total
Kroger 97 - The Little Clinic Hutchinson		1			1
PULMONARY, CRITICAL CARE AND SLEEP DISORDERS INSTITUTE OF SOUTH FLORID			1	100%	1
HEALTH DIV OAK RIDGE NATL LABORATORY		1			1
EDGAR PRICE FAMILY & CHILDREN HEALTHCARE CENTER			1	100%	1
CYPRESS VILLAGE REHAB CENTER		1			1
CAREONE AT THE CUPOLA		1			1
COMMUNITY URGENT CARE PC			1	100%	1
OCALA REGIONAL DIALYSIS- NORTH			1	100%	1
Luling Living Center		1			1
BONNER GENERAL HOSPITAL		1			1
SS VASCULAR			1	100%	1
Carington Park			1	100%	1
VA ST LOUIS HEALTH CARE SYSTEM			1	100%	1
REEVES COUNTY HOSPITAL DISTRICT			1	100%	1
Terrace Glen Village		1			1
SIPERSTEIN DERMATOLOGY LLC			1	100%	1
sunrise terrace nursing and rehab center		1			1
Michigan Masonic Home		1			1
CHATEAU TERREBONNE HEALTH CARE		1			1
PARRISH MEDICAL GROUP			1	100%	1
PEDIATRIC ASSOCIATES - MIAMI LAKES		1			1
LEGACY AT HIGHWOODS PRESERVE		1			1
WYOMING OPCO, LLC DBA MEDILODGE OF WYO		1			1
WATERS EDGE ELEMENTARY SCHOOL			1	100%	1
FLORIDA ORTHOPAEDIC INSTITUTE SURGERY		1			1
CRUSADER COMMUNITY HEALTH			1	100%	1
DYNACARE NORTHWEST INC			1	100%	1
Kroger 481 - The Little Clinic Houston Levee		1			1
SOUTHWOOD HEALTHCARE CENTER		1			1
GABRIELA GOLDSTEIN MD PA			1	100%	1
CAREWELL URGENT CARE FITCHBURG			1	100%	1
FRESENIUS KIDNEY CARE - BOCA RATON			1	100%	1
NHC Sequatchie		1			1
GIFFORD MEMORIAL HOSPITAL		1			1
ADVANCED URGENT CARE PLLC		1			1
WELLSTAR STUDENT SERVICES-MARIETTA CLI		1			1
SUTTER GOULD MEDICAL FOUNDATION			1	100%	1
QUALITY CLINICAL LAB LLC			1	100%	1
CAMBRIDGE HEALTH ALLIANCE			1	100%	1
NORTHCREST PHYSICIAN SERVICES INC		1			1
FRESENIUS KIDNEY CARE OF CLERMONT WEST			1	100%	1
SOUTHWESTERN VERMONT MEDICAL CENTER			1	100%	1
Mason Health and Rehab		1			1
INDIAN RIDGE		1			1
PATHLAB SERVICES			1	100%	1
PENSACOLA PATHOLOGY		1			1
CHILDREN'S CLINIC			1	100%	1

COVID-19: testing by laboratory

Data through May 25, 2021 verified as of May 26, 2021 at 09:25 AM

Data in this report are provisional and subject to change.

The numbers in the table below represent the number of Florida and non-Florida residents for whom test results were received by the Department of Health. A person can be tested by more than one laboratory and can have both positive and negative results. **Therefore, the sum of the numbers in each column will be larger than the total number of people tested.**

Reporting lab	Inconclusive	Negative	Positive	Percent positive	Total
NAVARRO MEDICAL CENTERS LLC			1	100%	1
WATERMAN VILLAGE HOME CARE			1	100%	1
MEDCOR INC			1	100%	1
CRESTVIEW MED CLIN LAB			1	100%	1
SAN JOSE CLINIC		1			1
ORAL & FACIAL SURGERY			1	100%	1
WATERTOWN URGENT CARE		1			1
COASTAL ER IX, PHYSICIANS PREMIER			1	100%	1
Kroger 670 - The Little Clinic Powell		1			1
THE LITTLE CLINIC, LLC			1	100%	1
MCR HEALTH VENICE PEDIATRICS			1	100%	1
BARNES HEALTH CARE SERVICES			1	100%	1
FLAGLER MEDICAL ASSOCIATES PA			1	100%	1
VIRTUA HEALTH AND REHABILITATION		1			1
FAMILY INTERNAL MEDICINE OF CLERMONT			1	100%	1
KENT		1			1
SANTA MONICA CA-UCLA MC			1	100%	1
UF HEALTH THE VILLAGES			1	100%	1
PAMC MICRO LAB			1	100%	1
SPELMAN COLLEGE DEPT OF HEALTH SERVICE		1			1
PLEASANT RIDGE MANOR WEST		1			1
Kroger 683 - The Little Clinic Foothills Plaza		1			1
MERRILL GARDENS AT CHAMPIONSGATE			1	100%	1
ATLANTA PLUS URGENT CARE, LLC			1	100%	1
SELF REGIONAL HEALTHCARE			1	100%	1
CHILDRENS SPECIALIST PEDIATRIC PULMMOLOGY &			1	100%	1
CARENOW URGENT CARE – SPRING			1	100%	1
MED SCREEN LABORATORIES		1			1
HEALTHCARE AND REHAB OF SANFORD			1	100%	1
SHARP CHULA VISTA MEDICAL CENTER			1	100%	1
CVS NY2297002CV NEW YORK			1	100%	1
TITUS REGIONAL MEDICAL CENTER			1	100%	1
Kroger 907 - The Little Clinic Holland		1			1
EUROFINS VIRACOR			1	100%	1
UFHEALTH			1	100%	1
HOUSTON DEPARTMENT OF HEALTH AND HUMAN SERVICES			1	100%	1
AUGUSTA HEALTH CLINICAL LABORATORY			1	100%	1
RIVERSIDE COUNTY PUBLIC HEALTH LABORATORY			1	100%	1
Walgreens #19992		1			1
THE BRENNITY AT TRADITION			1	100%	1
UMASS MEMORIAL/MARLBORO HOSPITAL			1	100%	1
Niles Nursing and Rehab. Center		1			1
PRIMEX CLINICAL LABORATORIES INC			1	100%	1
WEST COAST CLINICAL LABS INC			1	100%	1
AUSTIN URGENT CARE			1	100%	1
KIDZ FAMILY CARE			1	100%	1
GEORGE WASHINGTON UNIVERSITY HOSPITAL			1	100%	1

COVID-19: testing by laboratory

Data through May 25, 2021 verified as of May 26, 2021 at 09:25 AM

Data in this report are provisional and subject to change.

The numbers in the table below represent the number of Florida and non-Florida residents for whom test results were received by the Department of Health. A person can be tested by more than one laboratory and can have both positive and negative results. **Therefore, the sum of the numbers in each column will be larger than the total number of people tested.**

Reporting lab	Inconclusive	Negative	Positive	Percent positive	Total
BETTERMED URGENT CARE-SHORT PUMP		1			1
LOWER KEYS COMMUNITY HEALTH CENTER			1	100%	1
BEAUMONT REFERENCE LABORATORY			1	100%	1
DR BAWA AND ASSOCIATES			1	100%	1
HOSPITAL SISTERS HEALTH SYSTEM (HSHS)			1	100%	1
PARKVIEW REGIONAL MEDICAL CENTER			1	100%	1
ENZO LABS INC			1	100%	1
WALGREENS #09456		1			1
WALGREENS #09657		1			1
Kroger 670 - The Little Clinic Dawson Forest Rd & Hwy 19		1			1
DW MCMILLAN MEMORIAL HOSPITAL LABORATORY			1	100%	1
FASTMED-MILL AVENUE			1	100%	1
LIFEBRITE LABORATORIES, LLC			1	100%	1
ADVENTHEALTH MEDICAL GROUP INTERNAL MEDICINE AT MILLS			1	100%	1
Erie VAMC		1			1
HHCS PHARMACY INC			1	100%	1
LAKE MARY OPTUM FLORIDA			1	100%	1
TRUECARE24			1	100%	1
FORT HUDSON NURSING CENTER		1			1
CARE CONNECTIONS AT HOME LLC			1	100%	1
Kroger 83 - The Little Clinic Rock Road		1			1
COMMONWEALTH OF VIRGINIA DIVISION OF CONSOLIDATED LABORATORY SERVICES			1	100%	1
MEMORIAL MEDICAL CENTER			1	100%	1
NATICK URGENT CARE			1	100%	1
ADVANCE MD CARE			1	100%	1
EAST COAST INSTITUTE FOR RESEARCH LLC			1	100%	1
IZ MEDICAL		1			1
BOND COUNTY HEALTH DEPARTMENT			1	100%	1
CARESPOT EXPRESS HEALTHCARE BOYNTON BEACH			1	100%	1
NORWALK HOSPITAL			1	100%	1
SOLARIS HEALTHCARE PLANT CITY		1			1
SCRIPPS MEDICAL LABORATORY- JEFFERSON			1	100%	1
DIMMIT REGIONAL HOSPITAL			1	100%	1
PRISMA HEALTH TUOMEY LABORATORY			1	100%	1
MEDICAL CITY NORTH HILLS			1	100%	1
THE EMORY CLINIC AT DELTA-TOC			1	100%	1
GOOD SHEPHERD HEALTH SYSTEM			1	100%	1
CARESTAT HOSPICE SERVICES			1	100%	1
HERITAGE HEALTHCARE CENTER AT TALLAHASSEE			1	100%	1
FAMILY FIRST WELLNESS		1			1
HEALTH AND HOPE CLINIC INC			1	100%	1
Strasburg Care Center		1			1
WRNMMC BETHESDA			1	100%	1
Seal Rock Healthcare		1			1
SHARP GROSSMONT HOSPITAL LABORATORY			1	100%	1
CVS TN6394POCT BRENTWOOD		1			1
Wildwood Healthcare		1			1

COVID-19: testing by laboratory

Data through May 25, 2021 verified as of May 26, 2021 at 09:25 AM

Data in this report are provisional and subject to change.

The numbers in the table below represent the number of Florida and non-Florida residents for whom test results were received by the Department of Health. A person can be tested by more than one laboratory and can have both positive and negative results. **Therefore, the sum of the numbers in each column will be larger than the total number of people tested.**

Reporting lab	Inconclusive	Negative	Positive	Percent positive	Total
MED-LAKE LABORATORY			1	100%	1
USF PHYSICIANS GROUP			1	100%	1
SOUTHWEST FLORIDA DIVISION LAB			1	100%	1
LIFE SAVERS EMERGENCY ROOM II, LLC		1			1
NEXTCARE NIFONG			1	100%	1
AFFILIATED LABORATORIES INC			1	100%	1
VA Central Western Massachusetts HCS		1			1
HEALTH CONSERVATION, INC		1			1
ATRIA TAMARAC			1	100%	1
SUN DISCOUNT PHARMACY			1	100%	1
Shoreline Care Center			1	100%	1
ACCESS FAMILY CARE LLC			1	100%	1
THEDACARE FAMILY MEDICINE GATEWAY			1	100%	1
WEST PALM BEACH PHARMACEUTICALS LLC			1	100%	1
QC LABORATORY			1	100%	1
MEMORIAL URGENT CARE CENTER -			1	100%	1
SACRED HEART HEALTH SYSTEM- MIDWIFE PROGRAM			1	100%	1
HARBOR HOSPITAL			1	100%	1
CLERMONT HEALTH DEPARTMENT			1	100%	1
INHEALTH LIFE SCIENCES LLC			1	100%	1
CARENOW MIDTOWN			1	100%	1
POETS WALK SARASOTA			1	100%	1
MD TOX LABORATORY			1	100%	1
SEMA4			1	100%	1
STEPHEN G NELSON MD PA			1	100%	1
DIXIE COUNTY JAIL			1	100%	1
FREEPORT ER DOX URGENT CARE		1			1
AFTER HOURS CLINIC			1	100%	1
HALIFAX HEALTH PRIMARY CARE			1	100%	1
MODMD, A PROFESSIONAL CORPORATION		1			1
FLORIDA CLINICAL LABORATORY INC DBA			1	100%	1
SANFORD CLINIC 32ND AND ELLIS LABORATORY		1			1
ATHENS LIMESTONE HOSPITAL		1			1
CARROLL UNIVERSITY STUDENT HEALTH CENTER		1			1
HOSPITAL METROPOLITANO SAN GERMAN			1	100%	1
O'CONNELL HEALTH CENTER AT ST JOHNS			1	100%	1
JUP Serology SubSection			1	100%	1
KIDSVILLE PEDIATRICS III PA			1	100%	1
ABBOTT LABORATORIES ROSS PRODUCTS			1	100%	1
SUNCOAST PRIMARY CARE LLC			1	100%	1
RIVERSIDE PEDIATRIC GROUP, INC		1			1
BATESVILLE - SHERWOOD URGENT CARE			1	100%	1
Kroger 767 - The Little Clinic Beaumont		1			1
Eagle Point Health Care Center		1			1
ORDRS, INC.			1	100%	1
SONORAN DESERT PATHOLOGY			1	100%	1
DOCTORS AFTER HOURS URGENT CARE CENTER			1	100%	1

COVID-19: testing by laboratory

Data through May 25, 2021 verified as of May 26, 2021 at 09:25 AM

Data in this report are provisional and subject to change.

The numbers in the table below represent the number of Florida and non-Florida residents for whom test results were received by the Department of Health. A person can be tested by more than one laboratory and can have both positive and negative results. **Therefore, the sum of the numbers in each column will be larger than the total number of people tested.**

Reporting lab	Inconclusive	Negative	Positive	Percent positive	Total
PHOENIX MEDICAL CLINIC			1	100%	1
STORMONT VAIL HOSPITAL			1	100%	1
TITUSVILLE REHABILITATION AND NURSING CENTER		1			1
OAKWOOD HOSPITAL - DEARBORN LAB			1	100%	1
APPLECARE URGENT CARE JESUP			1	100%	1
AdventHealth Care Center Zephyrhills North			1	100%	1
UNC HOSPITALS			1	100%	1
St. Ann Rehabilation and Nursing Center		1			1
KROGER 785 - THE LITTLE CLINIC DIXIE HWY		1			1
Maple Lane Nursing Home		1			1
CVS IL2297652CV CHICAGO		1			1
BENEWAH COMMUNITY HOSPITAL		1			1
INTERNAL MEDICINE ASSOCIATES		1			1
Avera Sr. James Care Center		1			1
CHILDREN'S AT SATELLITE BOULEVARD URGE		1			1
AMALIA'S COMMUNITY CLINIC, CORP			1	100%	1
GENERATIONS CENTER OF SPENCER		1			1
RIVERSIDE REGIONAL MED CENTER			1	100%	1
Kroger 717 - The Little Clinic Dolphin Drive			1	100%	1
NC STATE LAB OF PUBLIC HEALTH			1	100%	1
TRAVIS LEE THOMPSON MD			1	100%	1
FRESENIUS KIDNEY CARE HILLSBOROUGH			1	100%	1
PANCARE HEALTH - CARR ELEM & MIDDLE SCHOOL			1	100%	1
INTERNAL MEDICINE OF SOUTHWEST FLORIDA			1	100%	1
Kroger 353 - The Little Clinic Harpers Point		1			1
DIGNITY HEALTH GOHEALTH		1			1
ALLIANCE LABORATORY SERVICES			1	100%	1
WELLSTREET BETHANY BEND		1			1
MCCORMICK AMBULANCE		1			1
MEDEXPRESS URGENT CARE - HAMILTON SQUA		1			1
Elmbrook Home		1			1
CARESPOT - LEE VISTA			1	100%	1
OASIS FAMILY RESORT IN THE SPRINGS LLC		1			1
DISCOVERY AT HOME, LLC			1	100%	1
TAMPA HEALTH CARE PROVIDERS PA		1			1
VIRGINIA UROLOGY		1			1
COLOMBO'S PHARMACY		1			1
WALGREENS #4086		1			1
Seacrest Village		1			1
MEDLABS OF FLORIDA LLC D/B/A MEDLABS DIAGNOSTICS		1			1
PALMETTO LANDING			1	100%	1
SJMC PHYSICIAN SERVICES			1	100%	1
SIGNATURE CARE COLLEGE STATION			1	100%	1
WINTER GARDEN CHILDREN'S HEALTH CENTERS			1	100%	1
ADVANCED INDIVIDUALIZED MEDICINE OF NAPLES			1	100%	1
BAYLOR SCOTT & WHITE MEDICAL SURGICAL CLINIC			1	100%	1
Peninsula Nursing and Rehabilitation Center		1			1

COVID-19: testing by laboratory

Data through May 25, 2021 verified as of May 26, 2021 at 09:25 AM

Data in this report are provisional and subject to change.

The numbers in the table below represent the number of Florida and non-Florida residents for whom test results were received by the Department of Health. A person can be tested by more than one laboratory and can have both positive and negative results. **Therefore, the sum of the numbers in each column will be larger than the total number of people tested.**

Reporting lab	Inconclusive	Negative	Positive	Percent positive	Total
MEADOWS PARK HEALTH AND REHABILITATION		1			1
AFC URGENT CARE SWAMPSCOTT			1	100%	1
CLERMONT PEDIATRICS, PA			1	100%	1
BEST CARE COMMUNITY AND FAMILY HEALTH CENTER INC			1	100%	1
Kittanning Care Center		1			1
FAIRVIEW SOUTHDALE			1	100%	1
NORTHERN KENTUCKY HEALTH DEPARTMENT			1	100%	1
INTERMOUNTAIN CANYONS CLINIC			1	100%	1
UNIVERSITY OF FLORIDA			1	100%	1
FAWCETT MEMORIAL HOSPITAL NURSING			1	100%	1
FAIRHAVEN	1				1
NEW YORK PRESBYTERIAN HOSPITAL			1	100%	1
HOLYCROSS URGENT CARE AND IMAGING CENTER	1				1
AUGUSTA HEALTH SD			1	100%	1
VISTA DEL SOL MED ASSOC	1				1
Bivins Pointe			1	100%	1
OPTIMAL MEDICINE INC	1				1
BAPTIST HEALTH ASI			1	100%	1
STATE OF ALASKA			1	100%	1
ULTIMATE ANALYSIS LABORATORY			1	100%	1
LAURELS OF ATHENS, THE	1				1
PHYSICIANS PRIMARY CARE LEHIGH PEDS			1	100%	1
CARRINGTON, LLC D/B/A THE CARRINGTON	1				1
CVS OH5458POCT GROVE CITY	1				1
CSI LABORATORIES FLORIDA			1	100%	1
Calhoun County Medical Care Facility	1				1
BOCA MEDICAL CARE			1	100%	1
WELLNOW URGENT CARE-OSWEGO			1	100%	1
UNIVERSITY OF NORTH CAROLINA HOSPITALS			1	100%	1
OPTI MED PHARMACY	1				1
BETHESDA HEALTH PHYSICIANS GROUP	1				1
WAUCONDA CARE	1				1
ST LUKES HOSPITAL LAB			1	100%	1
SHANNON CLARK OD, PA			1	100%	1
MARTIN ARMY COMMUNITY HOSPITAL			1	100%	1
MID-FLORIDA CANCER CENTERS	1				1
LIFE CARE CENTER OF GWINNETT	1				1
PEDIATRIC URGENT CARE CENTR OF FORT WORTH-LA GRAN			1	100%	1
Kroger 531 - The Little Clinic Waterville	1				1
ESOTERIC LAB			1	100%	1
El Paso Health Care Center			1	100%	1
CVS MA6466POCT SWANSEA	1				1
DAYTON CHILDRENS HOSPITAL LAB			1	100%	1
Mission Arch Center	1				1
PALM SPRINGS GENERAL HOSPITAL			1	100%	1
THOMAS HOSPITAL			1	100%	1
PHOENIX PROGRAMS OF FLORIDA INC	1				1

COVID-19: testing by laboratory

Data through May 25, 2021 verified as of May 26, 2021 at 09:25 AM

Data in this report are provisional and subject to change.

The numbers in the table below represent the number of Florida and non-Florida residents for whom test results were received by the Department of Health. A person can be tested by more than one laboratory and can have both positive and negative results. **Therefore, the sum of the numbers in each column will be larger than the total number of people tested.**

Reporting lab	Inconclusive	Negative	Positive	Percent positive	Total
PUTNAM CO HOSPITAL-D/B/A ASBURY TOWERS		1			1
THE LITTLE CLINIC LLC			1	100%	1
ASSOCIATESMD			1	100%	1
PEDRO L ORTEGA MD PA			1	100%	1
Senatobia Healthcare & Rehab		1			1
PHYSICIANS PREMIER ER- BASTROP			1	100%	1
ARGENTINE CARE CENTER		1			1
SAINT BARNABAS MEDICAL CENTER		1			1
UW MEDICINE MS CENTER			1	100%	1
PALM BEACH DIABETES AND ENDOCRINE SPECIALISTS, PA			1	100%	1
BAYOU URGENT CARE			1	100%	1
Kroger 390 - The Little Clinic North College Hill	1				1
MEDSTAR FAMILY CARE	1				1
WALGREENS #07492			1	100%	1
STEWARD FLORIDA ALF, INC			1	100%	1
PACE UNIVERSITY HEALTH CARE	1				1
Le Roy Village Green	1				1
SUMMER PLACE NURSING & REHABILITATION	1				1
Brown Nursing Home	1				1
ASSURANCE HEALTHCARE AND COUNSELING CENTER	1				1
HEALTHFORCE PARTNERS INC			1	100%	1
GTC OPCO, LLC	1				1
QUEST INC			1	100%	1
PHYSICIANS LAB INC			1	100%	1
BAYSTATE REFERENCE LABORATORY			1	100%	1
SUNRISE HOSPITAL & MEDICAL CENTER-POC TESTING LAB			1	100%	1
MOUNT SINAI COMPREHENSIVE CANCER CENTER			1	100%	1
CHILDREN'S MEMORIAL HOSPITAL			1	100%	1
SSC NASHVILLE OPERATING CO LLC D/B/A	1				1
OPTUM MEDICAL CLINIC IN ROCKRIMMON			1	100%	1
Kroger 682 - The Little Clinic New Holland Market			1	100%	1
EUGENE T FINAN, MD			1	100%	1
VERIFY LABS			1	100%	1
HEALTHCARE ASSOCIATES OF IRVING, LLP			1	100%	1
VIVEX/UMTB BIOMEDICAL			1	100%	1
White River Health Care Center	1				1
BETHESDA ON TURKEY CREEK			1	100%	1
FAIRLAWN OPCO LLC DBA ARBORS AT FAIRLAWN	1				1
ACCESS HEALTH CARE PHYSICIANS, LLC	1				1
APOLLO ADVANCED HOME HEALTH CORP			1	100%	1
RED HOOK FAMILY PRACTICE	1				1
CUSTOM SCRIPTS PHARMACY	1				1
MEDEXPRESS URGENT CARE-MEADVILLE			1	100%	1
Community Compassion Center of Batesville			1	100%	1
STAMFORD HOSPITAL			1	100%	1
Hempfield Manor	1				1
Avon Health Center	1				1

COVID-19: testing by laboratory

Data through May 25, 2021 verified as of May 26, 2021 at 09:25 AM

Data in this report are provisional and subject to change.

The numbers in the table below represent the number of Florida and non-Florida residents for whom test results were received by the Department of Health. A person can be tested by more than one laboratory and can have both positive and negative results. **Therefore, the sum of the numbers in each column will be larger than the total number of people tested.**

Reporting lab	Inconclusive	Negative	Positive	Percent positive	Total
CARESPOT - OCOEE			1	100%	1
HAYS CLINICAL LAB			1	100%	1
C A R E S		1			1
Falmouth By The Sea			1	100%	1
INDIANA STATE DEPARTMENT OF HEALTH CLINIC MICROBIOLOGY		1			1
ManorCare Yeadon		1			1
MARY WASHINGTON HOSPITAL HOME HEALTH AGENCY	1				1
BEACHSIDE DETOX		1			1
Hillside Rehab and Care Center			1	100%	1
MEMORIAL HERMANN MEDICAL GROUP-ATASCOCITA PEDS			1	100%	1
FAIRVIEW HOSPITAL			1	100%	1
MID FLORIDA BIOLOGICALS			1	100%	1
NORTHWEST COMMUNITY HOSPITAL LABORATORY			1	100%	1
Walgreens #17445		1			1
SHP WESTCHESTER LLC		1			1
REELFOOT FAMILY WALK-IN CLINIC		1			1
Triboro Center		1			1
NORTH BROWARD MEDICAL CENTER			1	100%	1
EMERGENCY CARE SERVICES LAB AT JFK MEDICAL CENTER			1	100%	1
GENESEE COUNTY HEALTH DEPARTMENT		1			1
BROOKS REHAB			1	100%	1
RIVERSIDE MEDICAL CENTER		1			1
FLAGLER PROFESSIONAL HEALTH CARE SERVICES INC		1			1
Heartland of Perrysburg		1			1
NORTH COUNTY MEDICAL LAB			1	100%	1
SANFORD LABORATORIES WATERTOWN			1	100%	1
GATEWAY HEALTHCARE, PC			1	100%	1
CENTRAL FLA PEDIATIC URGENT CARE LLC		1			1
BROOKSHIRE, THE			1	100%	1
441 URGENT CARE CENTER - BROWNWOOD			1	100%	1
LANCASHIRE HALL NURSING AND REHABILITATION CENTER		1			1
ALTAMONTE MEDICAL ASSOCIATES PA			1	100%	1
COLE DIAGNOSTICS - BOISE		1			1
KROGER 915 - THE LITTLE CLINIC ANDERSON			1	100%	1
Kroger 699 - The Little Clinic Smyrna		1			1
Total	**109,323**	**20,894,406**	**3,000,569**	**13%**	**24,004,298**