

COVID-19: summary of cases and monitoring

Data through May 26, 2021 verified as of May 27, 2021 at 09:25 AM

Data in this report are provisional and subject to change.

Cases: people with positive PCR or antigen test result

Total cases	2,318,480
Florida residents	2,275,177
Non-Florida residents	43,303
Type of testing	
Florida residents	2,275,177
Positive by BPHL/CDC	83,083
Positive by commercial/hospital lab	2,192,094
PCR positive	1,810,572
Antigen positive	464,605
Non-Florida residents	43,303
Positive by BPHL/CDC	1,035
Positive by commercial/hospital lab	42,268
PCR positive	29,491
Antigen positive	13,812
Characteristics	
Florida residents hospitalized	94,767
Florida resident deaths	36,733
Non-Florida resident deaths	736

Hospitalized counts include anyone who was hospitalized at some point during their illness. It does not reflect the number of people currently hospitalized.

More information on deaths identified through death certificate data is available on the National Center for Health Statistics website at www.cdc.gov/nchs/nvss/vsrr/COVID19/index.htm.

Cases: people with positive PCR or antigen test result

Risk factors for Florida residents	
Traveled	18,448
Contact with a known case	915,265
Traveled and contact with a known case	24,791
Neither	1,316,673
No travel and no contact	278,152
Travel is unknown	733,269
Contact is unknown	507,611
Contact is pending	460,899

Travel can be unknown and contact can be unknown or pending for the same case, these numbers will sum to more than the "neither" total.

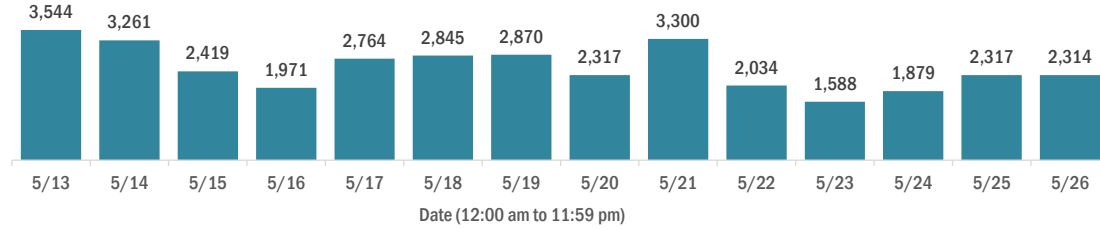
COVID-19: summary of laboratory testing

Data through May 26, 2021 verified as of May 27, 2021 at 09:25 AM

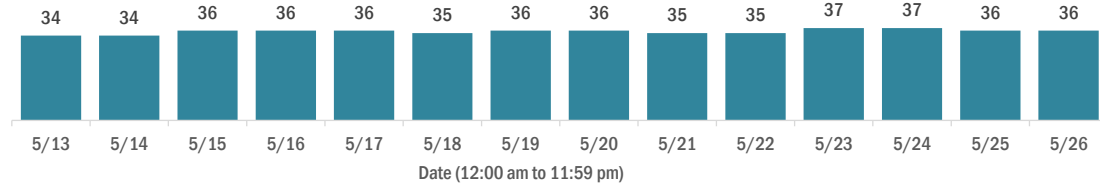
Data in this report are provisional and subject to change.

Cases in Florida residents per day for the past 2 weeks

Number of cases per day



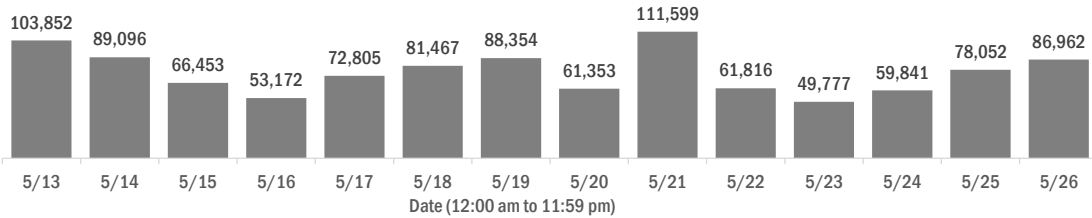
Median age of cases by day



Laboratory testing for Florida residents over the past 2 weeks

Number of Florida residents tested per day

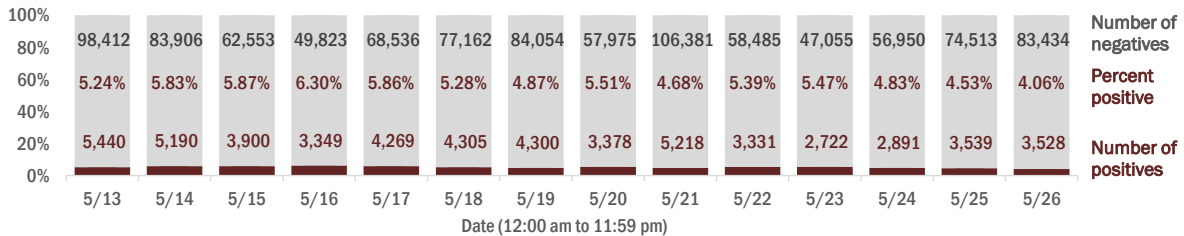
These counts include the number of people for whom the Department received PCR or antigen laboratory results by day. People tested on multiple days will be included for each day a new result was received. A person is only counted once for each day they are tested, regardless of whether multiple specimens are tested or multiple results are received.



Number and percent of Florida residents with positive test results

The percent of positive results ranged from 4.06% to 6.30% over the past 2 weeks and was 4.06% yesterday.

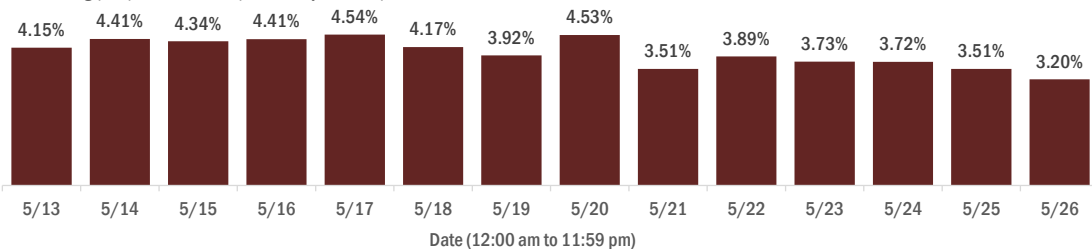
These counts include the number of people for whom the Department received PCR or antigen laboratory results by day. People tested on multiple days will be included for each day a new result was received. A person is only counted once for each day they are tested, regardless of whether multiple specimens are tested or multiple results are received. If a person has a positive specimen and a negative specimen in the same day, only the positive result is counted.



Percent positivity for new cases in Florida residents

The percent of positive results ranged from 3.20% to 4.54% over the past 2 weeks and was 3.20% yesterday.

This percent is the number of people who test PCR- or antigen-positive for the first time divided by all the people tested that day, excluding people who have previously tested positive.



COVID-19: characteristics of 2,275,177 Florida resident cases

Data through May 26, 2021 verified as of May 27, 2021 at 09:25 AM

Data in this report are provisional and subject to change.

Age group	Cases	Hospitalizations	Deaths
0-4 years	49,295 2%	657 1%	2 0%
5-14 years	154,123 7%	660 1%	5 0%
15-24 years	355,955 16%	2,439 3%	53 0%
25-34 years	400,333 18%	4,787 5%	223 1%
35-44 years	356,064 16%	7,101 7%	604 2%
45-54 years	344,699 15%	10,977 12%	1,505 4%
55-64 years	294,001 13%	16,440 17%	4,142 11%
65-74 years	177,139 8%	19,588 21%	7,876 21%
75-84 years	96,932 4%	19,334 20%	11,067 30%
85+ years	44,970 2%	12,775 13%	11,256 31%
Unknown	1,666 0%	9 0%	0 0%
Total	2,275,177	94,767	36,733

Gender	Cases
Female	1,190,206 52%
Male	1,064,578 47%
Unknown	20,393 1%
Total	2,275,177

Ethnicity	Cases	Hospitalizations	Deaths
Hispanic	743,621 33%	24,077 25%	8,644 24%
Non-Hispanic	1,123,650 49%	66,487 70%	25,831 70%
Unknown	407,906 18%	4,203 4%	2,258 6%
Total	2,275,177	94,767	36,733

Race and ethnicity	Cases	Hospitalizations	Deaths
White	1,303,323 57%	62,249 66%	26,852 73%
Hispanic	494,841 22%	17,199 18%	6,889 19%
Non-Hispanic	717,091 32%	43,287 46%	18,817 51%
Unknown	91,391 4%	1,763 2%	1,146 3%
Black	304,031 13%	19,719 21%	5,946 16%
Hispanic	18,195 1%	855 1%	242 1%
Non-Hispanic	263,364 12%	18,484 20%	5,524 15%
Unknown	22,472 1%	380 0%	180 0%
Other race	358,114 16%	10,437 11%	2,936 8%
Hispanic	180,570 8%	5,510 6%	1,324 4%
Non-Hispanic	123,943 5%	4,449 5%	1,384 4%
Unknown	53,601 2%	478 1%	228 1%
Unknown race	309,709 14%	2,362 2%	999 3%
Hispanic	50,015 2%	513 1%	189 1%
Non-Hispanic	19,252 1%	267 0%	106 0%
Unknown	240,442 11%	1,582 2%	704 2%
Total	2,275,177	94,767	36,733

Hospitalization counts include anyone who was hospitalized at some point during their illness. It does not reflect the number of people currently hospitalized. **Other race** includes any person with a race of American Indian/Alaskan native, Asian, native Hawaiian/Pacific Islander, or other.

COVID-19: deaths in Florida residents and staff of long-term care facilities

Data through May 26, 2021 verified as of May 27, 2021 at 09:25 AM

Data in this report are provisional and subject to change.

For current cases in residents or staff of long-term care facilities, please visit: <https://floridahealthcovid19.gov/>

County	Deaths	County	Deaths	County	Deaths			
Palm Beach	1087	9%	Okaloosa	167	1%	Madison	20	0%
Dade	1028	9%	Hernando	164	1%	Calhoun	19	0%
Pinellas	912	8%	Osceola	143	1%	Flagler	17	0%
Broward	718	6%	Charlotte	139	1%	Gulf	17	0%
Hillsborough	599	5%	Clay	126	1%	Wakulla	16	0%
Duval	458	4%	Indian River	126	1%	Bradford	14	0%
Polk	440	4%	Leon	102	1%	Washington	13	0%
Brevard	424	4%	Highlands	98	1%	Baker	12	0%
Orange	411	4%	Bay	94	1%	Holmes	12	0%
Sarasota	408	4%	Jackson	89	1%	Jefferson	12	0%
Lee	351	3%	St. Johns	88	1%	Gadsden	11	0%
Marion	335	3%	Alachua	83	1%	Lafayette	10	0%
Volusia	307	3%	Santa Rosa	82	1%	Franklin	9	0%
Escambia	287	2%	Suwannee	60	1%	Desoto	7	0%
St. Lucie	248	2%	Columbia	52	0%	Levy	7	0%
Seminole	238	2%	Putnam	45	0%	Dixie	5	0%
Lake	230	2%	Sumter	45	0%	Monroe	5	0%
Pasco	228	2%	Nassau	34	0%	Taylor	3	0%
Collier	198	2%	Walton	30	0%	Hardee	2	0%
Manatee	195	2%	Hendry	29	0%	Hamilton	1	0%
Citrus	177	2%	Okeechobee	24	0%	Liberty	1	0%
Martin	173	2%	Gilchrist	21	0%	Total	11,506	

Note: cases are summarized by the county of usual residence. Residents and staff may be cases associated with facilities that are not in their county of usual residence, resulting in cases being included below for counties that do not have facilities with known cases.

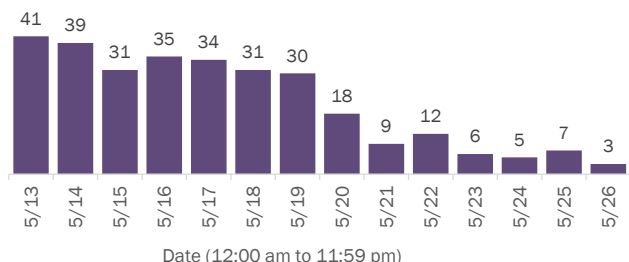
COVID-19: cases in Florida residents who have died

Data through May 26, 2021 verified as of May 27, 2021 at 09:25 AM

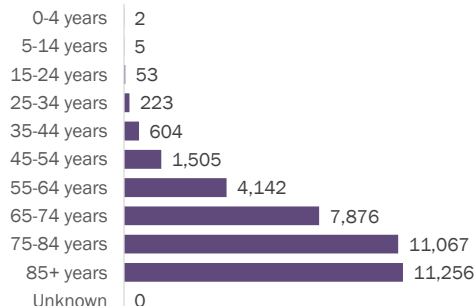
Data in this report are provisional and subject to change.

Demographics for all identified COVID-19 deaths: 36,733

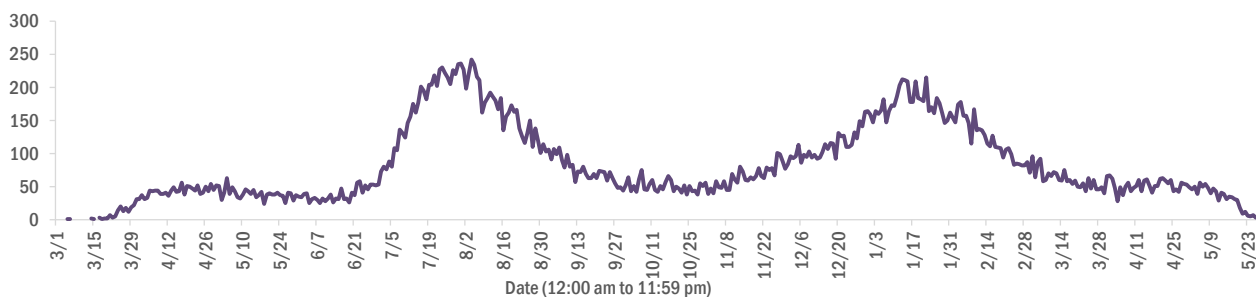
Deaths by date of death for the past 2 weeks



Deaths by age group



Deaths by date of death since March 2020



Age group	Deaths	Cases	Case fatality rate	Mortality rate per 100,000 population
0-4 years	2	49,295	0.0%	0.2
5-14 years	5	154,123	0.0%	0.2
15-24 years	53	355,955	0.0%	2.1
25-34 years	223	400,333	0.1%	7.9
35-44 years	604	356,064	0.2%	23.2
45-54 years	1,505	344,699	0.4%	54.0
55-64 years	4,142	294,001	1.4%	143.2
65-74 years	7,876	177,139	4.4%	324.5
75-84 years	11,067	96,932	11.4%	788.1
85+ years	11,256	44,970	25.0%	1949.0
Unknown	0	1,666	0.0%	
Total	36,733	2,275,177	1.6%	170.1

Race	Deaths	Cases	Case fatality rate	Mortality rate per 100,000 population
White	26,852	1,303,323	2.1%	160.8
Black	5,946	304,031	2.0%	162.6
Other	2,936	358,114	0.8%	235.9
Unknown	999	309,709	0.3%	
Total	36,733	2,275,177	1.6%	170.1

Gender	Deaths	Cases	Case fatality rate	Mortality rate per 100,000 population
Female	16,140	1,190,206	1.4%	146.2
Male	20,593	1,064,578	1.9%	195.0
Unknown	0	20,393	0.0%	
Total	36,733	2,275,177	1.6%	170.1

Ethnicity	Deaths	Cases	Case fatality rate	Mortality rate per 100,000 population
Hispanic	8,644	743,621	1.2%	152.2
Non-Hispanic	25,831	1,123,650	2.3%	162.2
Unknown	2,258	407,906	0.6%	
Total	36,733	2,275,177	1.6%	170.1

COVID-19: characteristics of 2,275,177 cases

Data through May 26, 2021 verified as of May 27, 2021 at 09:25 AM

Data in this report are provisional and subject to change.

Tables below include cases in Florida residents and non-Florida residents.

All 67 Florida counties have cases:

County	FL resident cases	Non-FL resident cases	Total cases	FL resident deaths	FL death rate
Dade	493,140	6,816	499,956	6,412	1.3%
Broward	241,374	2,984	244,358	3,067	1.3%
Palm Beach	145,457	2,662	148,119	2,873	2.0%
Hillsborough	141,277	1,210	142,487	1,823	1.3%
Orange	140,075	2,295	142,370	1,300	0.9%
Duval	98,778	1,630	100,408	1,479	1.5%
Pinellas	79,222	2,012	81,234	1,665	2.1%
Lee	71,031	2,330	73,361	1,004	1.4%
Polk	70,312	498	70,810	1,377	2.0%
Osceola	45,164	813	45,977	523	1.2%
Volusia	43,922	776	44,698	838	1.9%
Brevard	42,075	743	42,818	902	2.1%
Pasco	42,350	359	42,709	779	1.8%
Manatee	38,872	886	39,758	688	1.8%
Collier	35,538	1,438	36,976	544	1.5%
Escambia	32,876	3,699	36,575	700	2.1%
Seminole	34,923	264	35,187	510	1.5%
Sarasota	31,990	1,595	33,585	842	2.6%
Leon	31,818	949	32,767	330	1.0%
Marion	31,664	171	31,835	984	3.1%
Lake	30,362	562	30,924	660	2.2%
St. Lucie	27,138	201	27,339	651	2.4%
Alachua	25,083	317	25,400	284	1.1%
St. Johns	22,896	312	23,208	221	1.0%
Okaloosa	20,613	237	20,850	366	1.8%
Bay	19,722	827	20,549	394	2.0%
Clay	19,132	53	19,185	352	1.8%
Santa Rosa	18,244	260	18,504	291	1.6%
Hernando	14,384	114	14,498	481	3.3%
Charlotte	13,118	217	13,335	437	3.3%
Indian River	12,698	110	12,808	305	2.4%
Martin	12,424	242	12,666	330	2.7%
Citrus	11,248	99	11,347	462	4.1%
Sumter	9,366	111	9,477	281	3.0%
Highlands	8,660	98	8,758	365	4.2%

County	FL resident cases	Non-FL resident cases	Total cases	FL resident deaths	FL death rate
Nassau	8,149	452	8,601	126	1.5%
Columbia	8,196	46	8,242	170	2.1%
Walton	7,009	889	7,898	89	1.3%
Flagler	7,365	102	7,467	112	1.5%
Monroe	6,676	409	7,085	50	0.7%
Putnam	6,666	24	6,690	158	2.4%
Jackson	6,223	73	6,296	158	2.5%
Gadsden	5,746	17	5,763	101	1.8%
Suwannee	5,355	29	5,384	139	2.6%
Hendry	4,832	17	4,849	86	1.8%
Desoto	4,395	28	4,423	98	2.2%
Okeechobee	4,104	54	4,158	89	2.2%
Levy	3,542	12	3,554	55	1.6%
Baker	3,517	19	3,536	62	1.8%
Wakulla	3,501	14	3,515	56	1.6%
Hardee	3,241	15	3,256	45	1.4%
Bradford	3,034	13	3,047	57	1.9%
Unknown	56	2,985	3,041	0	0.0%
Taylor	2,744	5	2,749	49	1.8%
Washington	2,728	21	2,749	52	1.9%
Holmes	2,246	33	2,279	49	2.2%
Madison	2,058	28	2,086	45	2.2%
Gulf	1,952	24	1,976	45	2.3%
Union	1,839	1	1,840	74	4.0%
Calhoun	1,701	3	1,704	46	2.7%
Hamilton	1,621	20	1,641	25	1.5%
Gilchrist	1,629	5	1,634	44	2.7%
Dixie	1,621	4	1,625	24	1.5%
Lafayette	1,623	0	1,623	26	1.6%
Jefferson	1,494	26	1,520	28	1.9%
Franklin	1,317	40	1,357	20	1.5%
Liberty	1,081	1	1,082	16	1.5%
Glades	970	4	974	19	2.0%
Total	2,275,177	43,303	2,318,480	36,733	1.6%

COVID-19: characteristics of 2,275,177 Florida resident cases

Data through May 26, 2021 verified as of May 27, 2021 at 09:25 AM

Data in this report are provisional and subject to change.

The table below includes the cities and counties of residence for cases in Florida residents based on the patient's ZIP Code. Note that city is not always received as part of the initial notification and may be missing while the case is being investigated.

City and county	Cases
Miami, Dade	286,196
Orlando, Orange	104,177
Jacksonville, Duval	92,908
Tampa, Hillsborough	81,959
Hialeah, Dade	68,906
Fort Lauderdale, Broward	50,977
Hollywood, Broward	45,669
West Palm Beach, Palm Beach	35,609
Kissimmee, Osceola	34,681
Tallahassee, Leon	30,738
Homestead, Dade	30,415
Naples, Collier	29,985
Saint Petersburg, Pinellas	28,779
Pensacola, Escambia	27,429
Fort Myers, Lee	27,140
Bradenton, Manatee	25,305
Boca Raton, Palm Beach	24,698
Lakeland, Polk	24,325
Ocala, Marion	23,229
Pompano Beach, Broward	22,658
Gainesville, Alachua	19,888
Sarasota, Sarasota	19,668
Cape Coral, Lee	18,594
Port Saint Lucie, St. Lucie	18,123
Lake Worth, Palm Beach	17,511
Miami Beach, Dade	16,357
Miramar, Broward	15,781
Clearwater, Pinellas	15,633
Coral Springs, Broward	14,430
Boynton Beach, Palm Beach	14,139
Doral, Dade	13,986
Miami Gardens, Dade	13,339
Panama City, Bay	12,512
Saint Augustine, St. Johns	12,237
Melbourne, Brevard	11,899
Lehigh Acres, Lee	11,794
Winter Haven, Polk	11,756
Riverview, Hillsborough	10,999
Davie, Broward	10,824
Delray Beach, Palm Beach	10,791
Palm Bay, Brevard	10,018
Vero Beach, Indian River	9,794
New Port Richey, Pasco	9,742
Sunrise, Broward	9,491
Saint Cloud, Osceola	9,084
Milton, Santa Rosa	8,839
Fort Pierce, St. Lucie	8,835
Spring Hill, Hernando	8,668
Daytona Beach, Volusia	8,649
Largo, Pinellas	8,627
Apopka, Orange	8,623
Coral Gables, Dade	8,573
Plantation, Broward	8,491
North Miami Beach, Dade	8,424
Davenport, Polk	8,354
Clermont, Lake	8,300
Brandon, Hillsborough	8,239
Deltona, Volusia	7,916

COVID-19: characteristics of 2,275,177 Florida resident cases

Data through May 26, 2021 verified as of May 27, 2021 at 09:25 AM

Data in this report are provisional and subject to change.

The table below includes the cities and counties of residence for cases in Florida residents based on the patient's ZIP Code. Note that city is not always received as part of the initial notification and may be missing while the case is being investigated.

City and county	Cases
Sanford, Seminole	7,890
Orange Park, Clay	7,760
Plant City, Hillsborough	7,694
Jupiter, Palm Beach	7,548
Weston, Broward	7,471
Lake City, Columbia	7,438
Deerfield Beach, Broward	7,029
Winter Garden, Orange	6,784
Tamarac, Broward	6,508
Port Charlotte, Charlotte	6,441
Wesley Chapel, Pasco	6,259
Palm Coast, Flagler	6,201
Coconut Creek, Broward	6,134
Margate, Broward	5,998
Stuart, Martin	5,915
Land O Lakes, Pasco	5,904
Deland, Volusia	5,872
Palm Beach Gardens, Palm Beach	5,789
Fort Walton Beach, Okaloosa	5,697
Wellington, Palm Beach	5,657
Oviedo, Seminole	5,607
Palm Harbor, Pinellas	5,599
Winter Park, Orange	5,578
Palmetto, Manatee	5,576
Crestview, Okaloosa	5,477
Altamonte Springs, Seminole	5,284
Lutz, Hillsborough	5,273
Port Orange, Volusia	5,068
Valrico, Hillsborough	5,058
Opa Locka, Dade	4,997
North Port, Sarasota	4,950
Haines City, Polk	4,946
Brooksville, Hernando	4,896
Middleburg, Clay	4,821
Venice, Sarasota	4,812
Pembroke Pines, Broward	4,804
Miami Lakes, Dade	4,797
Hallandale, Broward	4,791
Punta Gorda, Charlotte	4,705
Sebring, Highlands	4,647
Leesburg, Lake	4,598
Ocoee, Orange	4,542
Zephyrhills, Pasco	4,425
Saint Johns, St. Johns	4,351
Ormond Beach, Volusia	4,324
Seminole, Pinellas	4,308
The Villages, Sumter	4,291
Arcadia, Desoto	4,280
Bonita Springs, Lee	4,247
Pinellas Park, Pinellas	4,161
Live Oak, Suwannee	4,136
Okeechobee, Okeechobee	4,090
North Lauderdale, Broward	4,060
Longwood, Seminole	4,041
Ruskin, Hillsborough	4,027
North Miami, Dade	4,024
Immokalee, Collier	3,960
Cocoa, Brevard	3,939
Windermere, Orange	3,905

COVID-19: characteristics of 2,275,177 Florida resident cases

Data through May 26, 2021 verified as of May 27, 2021 at 09:25 AM

Data in this report are provisional and subject to change.

The table below includes the cities and counties of residence for cases in Florida residents based on the patient's ZIP Code. Note that city is not always received as part of the initial notification and may be missing while the case is being investigated.

City and county	Cases
Navarre, Santa Rosa	3,806
Casselberry, Seminole	3,731
Port Richey, Pasco	3,544
Hudson, Pasco	3,525
Titusville, Brevard	3,500
Niceville, Okaloosa	3,412
Gulf Breeze, Santa Rosa	3,392
Lake Worth Beach, Palm Beach	3,391
North Fort Myers, Lee	3,344
Dade City, Pasco	3,340
Winter Springs, Seminole	3,298
Key West, Monroe	3,294
Cantonment, Escambia	3,291
Panama City Beach, Bay	3,268
Oakland Park, Broward	3,222
Bartow, Polk	3,216
Jacksonville Beach, Duval	3,202
Lake Mary, Seminole	3,198
Aventura, Dade	3,198
Kissimmee, Polk	3,159
Crawfordville, Wakulla	3,145
Auburndale, Polk	3,102
New Smyrna Beach, Volusia	3,099
Palatka, Putnam	3,069
Lake Wales, Polk	3,051
Quincy, Gadsden	3,049
Merritt Island, Brevard	2,952
Green Cove Springs, Clay	2,922
Tarpon Springs, Pinellas	2,911
Fernandina Beach, Nassau	2,875
Ponte Vedra Beach, St. Johns	2,852
Parkland, Broward	2,809
Cutler Ridge, Dade	2,757
Loxahatchee, Palm Beach	2,709
Inverness, Citrus	2,706
Eustis, Lake	2,684
Wimauma, Hillsborough	2,675
Holiday, Pasco	2,622
Cooper City, Broward	2,610
Esteros, Lee	2,601
Belle Glade, Palm Beach	2,588
Perry, Taylor	2,574
Lynn Haven, Bay	2,561
Royal Palm Beach, Palm Beach	2,556
Dunedin, Pinellas	2,544
Clewiston, Hendry	2,498
Marianna, Jackson	2,491
Fleming Island, Clay	2,483
Sarasota, Manatee	2,461
Santa Rosa Beach, Walton	2,448
Key Biscayne, Dade	2,448
Parrish, Manatee	2,418
Rockledge, Brevard	2,406
Riviera Beach, Palm Beach	2,360
Odessa, Hillsborough	2,349
Seffner, Hillsborough	2,338
Palm City, Martin	2,233
Avon Park, Highlands	2,231
Mulberry, Polk	2,228

COVID-19: characteristics of 2,275,177 Florida resident cases

Data through May 26, 2021 verified as of May 27, 2021 at 09:25 AM

Data in this report are provisional and subject to change.

The table below includes the cities and counties of residence for cases in Florida residents based on the patient's ZIP Code. Note that city is not always received as part of the initial notification and may be missing while the case is being investigated.

City and county	Cases
Defuniak Springs, Walton	2,217
Mount Dora, Lake	2,214
Labelle, Hendry	2,170
Groveland, Lake	2,141
Destin, Okaloosa	2,128
Chipley, Washington	2,115
Tavares, Lake	2,107
Orange City, Volusia	2,073
Lithia, Hillsborough	2,062
Starke, Bradford	2,053
Pinecrest, Dade	1,995
Yulee, Nassau	1,964
Summerfield, Marion	1,962
Maitland, Orange	1,960
Wauchula, Hardee	1,919
Palmetto Bay, Dade	1,855
Sebastian, Indian River	1,822
Dania, Broward	1,789
Homosassa, Citrus	1,775
Lady Lake, Lake	1,774
Callahan, Nassau	1,769
Macclenny, Baker	1,729
Ponte Vedra, St. Johns	1,724
Gibsonton, Hillsborough	1,692
Edgewater, Volusia	1,676
Crystal River, Citrus	1,670
Carol City, Dade	1,666
Oldsmar, Pinellas	1,644
Dover, Hillsborough	1,642
Lake Placid, Highlands	1,632
Apollo Beach, Hillsborough	1,616
Missing, Dade	1,606
Bonifay, Holmes	1,606
Debary, Volusia	1,602
Hobe Sound, Martin	1,599
Mayo, Lafayette	1,590
Coconut Grove, Dade	1,582
Florida City, Dade	1,575
Palm Springs, Palm Beach	1,536
Pace, Santa Rosa	1,520
Sun City Center, Hillsborough	1,509
Dunnellon, Marion	1,497
Crossings, Dade	1,491
Atlantic Beach, Duval	1,457
Lake Butler, Union	1,428
Lantana, Palm Beach	1,420
Belleview, Marion	1,396
Alachua, Alachua	1,389
North Palm Beach, Palm Beach	1,372
Monticello, Jefferson	1,366
Madison, Madison	1,355
Biscayne Park, Dade	1,354
Williston, Levy	1,322
Safety Harbor, Pinellas	1,300
Ellenton, Manatee	1,296
Indiantown, Martin	1,296
South Miami, Dade	1,281
Graceville, Jackson	1,255
Jensen Beach, Martin	1,252

COVID-19: characteristics of 2,275,177 Florida resident cases

Data through May 26, 2021 verified as of May 27, 2021 at 09:25 AM

Data in this report are provisional and subject to change.

The table below includes the cities and counties of residence for cases in Florida residents based on the patient's ZIP Code. Note that city is not always received as part of the initial notification and may be missing while the case is being investigated.

City and county	Cases
Lauderhill, Broward	1,247
Satellite Beach, Brevard	1,235
Newberry, Alachua	1,223
Lecanto, Citrus	1,218
Century, Escambia	1,185
Beverly Hills, Citrus	1,180
Englewood, Charlotte	1,169
Havana, Gadsden	1,154
Hilliard, Nassau	1,142
El Portal, Dade	1,119
Freeport, Walton	1,119
Trenton, Gilchrist	1,117
Wildwood, Sumter	1,114
Nokomis, Sarasota	1,114
Wilton Manors, Broward	1,113
Keystone Heights, Clay	1,085
Key Largo, Monroe	1,073
Bushnell, Sumter	1,060
Blountstown, Calhoun	1,059
Frostproof, Polk	1,056
Jasper, Hamilton	1,051
Lauderdale Lakes, Broward	1,037
Medley, Dade	1,029
Polk City, Polk	1,016
Hernando, Citrus	1,016
Wewahitchka, Gulf	1,007
Mary Esther, Okaloosa	998
Dunnellon, Citrus	986
Minneola, Lake	969
Sanderson, Baker	964
Fellsmere, Indian River	962
Spring Hill, Pasco	957
Shalimar, Okaloosa	933
Marco Island, Collier	933
Fisher Island, Dade	925
Everglades National Park, Dade	911
Port Saint Joe, Gulf	911
Moore Haven, Glades	904
Thonotosassa, Hillsborough	903
Trinity, Pasco	899
Sorrento, Lake	898
Chiefland, Levy	891
Cocoa Beach, Brevard	890
High Springs, Alachua	885
Fruitland Park, Lake	882
Pahokee, Palm Beach	881
Fort Meade, Polk	873
Coleman, Sumter	852
Englewood, Sarasota	850
South Bay, Palm Beach	844
Indialantic, Brevard	838
Bristol, Liberty	836
Cross City, Dixie	829
Glen Saint Mary, Baker	819
Southwest Ranches, Broward	817
Crescent City, Putnam	815
Umatilla, Lake	809
Marathon, Monroe	802
West Melbourne, Brevard	786

COVID-19: characteristics of 2,275,177 Florida resident cases

Data through May 26, 2021 verified as of May 27, 2021 at 09:25 AM

Data in this report are provisional and subject to change.

The table below includes the cities and counties of residence for cases in Florida residents based on the patient's ZIP Code. Note that city is not always received as part of the initial notification and may be missing while the case is being investigated.

City and county	Cases
Interlachen, Putnam	770
Miramar Beach, Walton	766
Lake Alfred, Polk	766
Fort Myers Beach, Lee	753
Chattahoochee, Gadsden	742
Weeki Wachee, Hernando	740
Old Town, Dixie	732
Bowling Green, Hardee	728
Jacksonville, St. Johns	712
Silver Springs, Marion	706
Olympia Heights, Dade	704
Uleta, Dade	701
South Daytona, Volusia	698
Lawtey, Bradford	687
Fort White, Columbia	686
Neptune Beach, Duval	683
Coral, Dade	679
Belle Isle, Orange	663
Surfside, Dade	663
Mascotte, Lake	660
Palm Beach, Palm Beach	654
Gulfport, Pinellas	638
Bronson, Levy	635
Baker, Okaloosa	628
Bunnell, Flagler	628
Clearwater Beach, Pinellas	617
Rotunda West, Charlotte	596
Mims, Brevard	579
Sneads, Jackson	578
Myakka City, Manatee	573
Hawthorne, Alachua	570
Alva, Lee	562
Jay, Santa Rosa	561
Dundee, Polk	552
Oxford, Sumter	550
Carrabelle, Franklin	542
Cape Canaveral, Brevard	542
Missing, Volusia	541
Zolfo Springs, Hardee	535
Oakland, Orange	534
Citra, Marion	529
Tavernier, Monroe	528
Ocklawaha, Marion	528
Florida State University, Leon	524
Indian Harbour Beach, Brevard	523
Melbourne Beach, Brevard	522
Bal Harbour, Dade	516
Sweetwater, Dade	512
Cottondale, Jackson	512
Flagler Beach, Flagler	505
Webster, Sumter	502
Celebration, Osceola	499
Molino, Escambia	497
Youngstown, Bay	494
Midway, Gadsden	493
East Palatka, Putnam	478
Bell, Gilchrist	469
Altha, Calhoun	455
Eagle Lake, Polk	453

COVID-19: characteristics of 2,275,177 Florida resident cases

Data through May 26, 2021 verified as of May 27, 2021 at 09:25 AM

Data in this report are provisional and subject to change.

The table below includes the cities and counties of residence for cases in Florida residents based on the patient's ZIP Code. Note that city is not always received as part of the initial notification and may be missing while the case is being investigated.

City and county	Cases
De Leon Springs, Volusia	450
Branford, Suwannee	447
Missing, Orange	443
Apalachicola, Franklin	439
West Miami, Dade	439
Archer, Alachua	434
Haverhill, Palm Beach	429
Ave Maria, Collier	422
Osprey, Sarasota	421
Floral City, Citrus	420
Chuluota, Seminole	414
Holly Hill, Volusia	407
Lake Park, Palm Beach	406
Tequesta, Palm Beach	406
Hastings, St. Johns	401
Centerville, Leon	396
Grand Island, Lake	395
Pierson, Volusia	388
Grand Ridge, Jackson	383
Montverde, Lake	379
Raiford, Union	376
Hallandale Beach, Broward	357
Malabar, Brevard	355
Indian Rocks Beach, Pinellas	354
Gotha, Orange	354
Bryceville, Nassau	352
Alafaya, Orange	349
Greenville, Madison	343
Fort McCoy, Marion	341
Satsuma, Putnam	340
Vernon, Washington	338
Lake Panasoffkee, Sumter	337
Elkton, St. Johns	335
Kenneth City, Pinellas	333
Reddick, Marion	324
Sebastian, Brevard	324
Malone, Jackson	323
Jennings, Hamilton	322
Melrose, Putnam	322
Eastpoint, Franklin	318
Belleair, Pinellas	317
Anthony, Marion	316
San Antonio, Pasco	315
Morriston, Levy	314
Laurel Hill, Okaloosa	312
Greenacres, Palm Beach	312
Winter Park, Seminole	310
Geneva, Seminole	308
Valparaiso, Okaloosa	305
Westville, Holmes	304
Lehigh, Lee	298
O Brien, Suwannee	298
Kindred, Osceola	293
Greenwood, Jackson	287
Fern Park, Seminole	286
Ponce De Leon, Holmes	278
University Of Central Fl, Orange	271
South Pasadena, Pinellas	270
Eglin Air Force Base, Okaloosa	269

COVID-19: characteristics of 2,275,177 Florida resident cases

Data through May 26, 2021 verified as of May 27, 2021 at 09:25 AM

Data in this report are provisional and subject to change.

The table below includes the cities and counties of residence for cases in Florida residents based on the patient's ZIP Code. Note that city is not always received as part of the initial notification and may be missing while the case is being investigated.

City and county	Cases
Weirsdale, Marion	264
Poinciana, Polk	264
Inlet Beach, Walton	263
Islamorada, Monroe	261
Sanibel, Lee	261
Cutler Bay, Dade	253
Edgewood, Orange	253
Fountain, Bay	249
Lee, Madison	247
Longboat Key, Manatee	246
White Springs, Hamilton	246
Southport, Bay	244
Saint James City, Lee	241
Gretna, Gadsden	237
Madeira Beach, Pinellas	232
Howey-In-The-Hills, Lake	231
Astatula, Lake	230
Hosford, Liberty	230
Wellborn, Suwannee	228
Lakewood Ranch, Manatee	228
Holt, Okaloosa	226
Juno Beach, Palm Beach	223
Lake Helen, Volusia	223
Lauderdale By The Sea, Broward	221
Atlantis, Palm Beach	221
Babson Park, Polk	219
Holmes Beach, Manatee	218
Altoona, Lake	216
Mcdavid, Escambia	216
Osteen, Volusia	213
Micanopy, Alachua	210
Bay Harbor Islands, Dade	209
Center Hill, Sumter	203
Zellwood, Orange	200
Sopchoppy, Wakulla	199
Azalea Park, Orange	198
Bokeelia, Lee	196
Alford, Jackson	194
Mcalpin, Suwannee	193
The Villages, Lake	192
Missing, Lee	187
Hypoluxo, Palm Beach	187
Viera, Brevard	186
Golden Beach, Dade	185
The Villages, Marion	184
Odessa, Pasco	184
Pomona Park, Putnam	183
Oak Hill, Volusia	180
Rocky Point, Hillsborough	180
Mangonia Park, Palm Beach	180
Paisley, Lake	177
Summerland Key, Monroe	173
Ponce Inlet, Volusia	171
University Of Fl, Alachua	168
University Of Miami, Dade	167
Grant-Valkaria, Brevard	167
Lutz, Pasco	166
Caryville, Washington	163
Sumterville, Sumter	163

COVID-19: characteristics of 2,275,177 Florida resident cases

Data through May 26, 2021 verified as of May 27, 2021 at 09:25 AM

Data in this report are provisional and subject to change.

The table below includes the cities and counties of residence for cases in Florida residents based on the patient's ZIP Code. Note that city is not always received as part of the initial notification and may be missing while the case is being investigated.

City and county	Cases
Hollister, Putnam	162
Bay Lake, Orange	161
Citrus Springs, Citrus	160
Lockhart, Orange	157
Big Pine Key, Monroe	157
Christmas, Orange	153
San Mateo, Putnam	151
Carrollwood, Hillsborough	151
Inglis, Levy	151
Hiawassee, Orange	151
Lady Lake, Sumter	150
Missing, Pinellas	145
West Park, Broward	145
Missing, St. Johns	142
Clair-Mel City, Hillsborough	140
University Of Central Florida, Orange	140
Harmony, Osceola	139
Baldwin, Duval	138
Lake Hamilton, Polk	137
Buena Ventura Lakes, Osceola	136
Missing, Sumter	134
Cloud Lake, Palm Beach	134
Kendall, Dade	134
Hampton, Bradford	133
Apopka, Seminole	132
Clarksville, Calhoun	132
Placida, Charlotte	129
Steinhatchee, Taylor	127
City Of Sunrise, Broward	126
Matlacha, Lee	125
Belleair Beach, Pinellas	125
Seville, Volusia	125
Temple Terrace, Hillsborough	122
Sunny Isles Beach, Dade	121
Tierra Verde, Pinellas	121
Lighthouse Point, Broward	121
Dania Beach, Broward	120
Barry University, Dade	119
Astor, Lake	119
Saint Leo, Pasco	117
Callaway, Bay	117
Dinsmore, Duval	115
Panacea, Wakulla	115
Hurlburt Field, Okaloosa	114
Cedar Key, Levy	113
Bradenton Beach, Manatee	111
Florahome, Putnam	111
Lamont, Jefferson	109
Canal Point, Palm Beach	108
Princeton, Dade	108
Brooker, Bradford	108
Missing, Lake	108
Waldo, Alachua	106
Florida Gulf Coast Univ, Lee	106
Tyndall Air Force Base, Bay	106
Fruit Cove, St. Johns	103
Kathleen, Polk	102
Barefoot Bay, Brevard	102
University Of South Florida, Hillsborough	99

COVID-19: characteristics of 2,275,177 Florida resident cases

Data through May 26, 2021 verified as of May 27, 2021 at 09:25 AM

Data in this report are provisional and subject to change.

The table below includes the cities and counties of residence for cases in Florida residents based on the patient's ZIP Code. Note that city is not always received as part of the initial notification and may be missing while the case is being investigated.

City and county	Cases
Bascom, Jackson	98
South Fort Myers, Lee	98
Ocean Ridge, Palm Beach	97
Lorida, Highlands	97
Crystal Beach, Pinellas	94
Pinetta, Madison	94
Maitland, Seminole	92
Fort Denaud, Hendry	92
F M, Lee	90
Missing, St. Lucie	89
Saint Pete Beach, Pinellas	88
Yalaha, Lake	88
Missing, Marion	86
Boca Grande, Lee	86
Welaka, Putnam	82
Patrick Air Force Base, Brevard	82
Eatonville, Orange	80
Wekiwa Springs, Seminole	79
North Venice, Sarasota	76
Palma Ceia, Hillsborough	76
Campbellton, Jackson	75
Miami Springs, Dade	73
Cudjoe Key, Monroe	73
Avon Park, Polk	73
Anna Maria, Manatee	72
Missing, Duval	72
Reunion, Osceola	72
Ochopee, Collier	71
Missing, Pasco	70
Georgetown, Putnam	69
Missing, Palm Beach	69
Air Mail Facility, Dade	69
Felda, Hendry	68
Greensboro, Gadsden	68
Northdale, Hillsborough	68
Stock Island, Monroe	68
Destin, Walton	67
Treasure Island, Pinellas	64
North Redington Beach, Pinellas	64
Micco, Brevard	62
Mexico Beach, Bay	62
University Of Tampa, Hillsborough	61
Highland City, Polk	60
Duette, Manatee	60
Bellview, Escambia	59
Bonita Beach, Lee	59
Orlando, Seminole	58
Okahumpka, Lake	58
Miami, Broward	58
Lake Suzy, Desoto	58
Walnut Hill, Escambia	58
Singer Island, Palm Beach	57
Green Acres, Palm Beach	56
Ona, Hardee	56
Stetson University, Volusia	55
Miromar Lakes, Lee	55
Naranja, Dade	54
Heathrow, Seminole	54
Enterprise, Volusia	54

COVID-19: characteristics of 2,275,177 Florida resident cases

Data through May 26, 2021 verified as of May 27, 2021 at 09:25 AM

Data in this report are provisional and subject to change.

The table below includes the cities and counties of residence for cases in Florida residents based on the patient's ZIP Code. Note that city is not always received as part of the initial notification and may be missing while the case is being investigated.

City and county	Cases
Missing, Santa Rosa	54
Town N Country, Hillsborough	53
Waverly, Polk	52
Orlando, Dade	52
Aloma, Orange	52
Salt Springs, Marion	51
Terra Ceia, Manatee	51
Intercession City, Osceola	51
Palm Beach Shores, Palm Beach	51
Missing, Broward	49
Florida International Univ, Dade	49
Missing, Brevard	49
Eaton Park, Polk	49
Bayonet Point, Pasco	48
Cinco Bayou, Okaloosa	47
Kenansville, Osceola	47
Missing, Hillsborough	47
Florence Villa, Polk	47
Ridge Manor, Pasco	47
Sugarloaf Key, Monroe	46
Village Wellington, Palm Beach	45
Key Colony Beach, Monroe	45
Ebro, Washington	45
Miami Shores, Dade	45
North Bay Village, Dade	44
Sewalls Point, Martin	44
Missing, Seminole	44
Orlando, Osceola	44
Lacoochee, Pasco	43
Gulf Breeze, Escambia	43
Manalapan, Palm Beach	43
Bradley, Polk	43
Bayshore Gardens, Manatee	42
Lakeshore, Polk	42
Village Of Wellington, Palm Beach	42
Poinciana, Osceola	41
Hialeah Gardens, Dade	41
Cortez, Manatee	41
Florida A And M University, Leon	41
Pine Hills, Orange	41
Saint Johns, Duval	40
Bonaventure, Broward	40
Eloise, Polk	39
Pasadena, Pinellas	39
Univ Of FI Student Dorms, Alachua	39
Jupiter, Martin	39
Davenport, Osceola	39
Westlake, Palm Beach	39
Lealman, Pinellas	38
Bay Pines, Pinellas	38
Tice, Lee	38
Ponte Vedra, Duval	38
Highland Beach, Palm Beach	37
Venus, Highlands	37
Lulu, Columbia	37
Orlando, Volusia	37
Orlando, Broward	37
Pine Castle, Orange	36
Homeland, Polk	36

COVID-19: characteristics of 2,275,177 Florida resident cases

Data through May 26, 2021 verified as of May 27, 2021 at 09:25 AM

Data in this report are provisional and subject to change.

The table below includes the cities and counties of residence for cases in Florida residents based on the patient's ZIP Code. Note that city is not always received as part of the initial notification and may be missing while the case is being investigated.

City and county	Cases
Palm Shores, Brevard	35
Orlando, Polk	35
Hallandale Beach, Broward	34
Flemington, Marion	34
Siesta Key, Sarasota	34
Sydney, Hillsborough	34
City Of Westlake, Palm Beach	34
Alturas, Polk	34
Little Torch Key, Monroe	33
Dowling Park, Suwannee	33
Indian Lake Estates, Polk	33
Missing, Citrus	32
Homosassa Springs, Citrus	32
Mcintosh, Marion	32
Kinard, Calhoun	32
Bagdad, Santa Rosa	32
Wekiva Springs, Seminole	32
Palmdale, Glades	31
Penney Farms, Clay	31
South Palm Beach, Palm Beach	31
Westchase, Hillsborough	31
Nocatee, Desoto	31
Saint Marks, Wakulla	30
Missing, Manatee	30
Hawthorne, Putnam	30
Pembroke Park, Broward	30
Missing, Indian River	29
Archer, Levy	29
Chokoloskee, Collier	29
Horseshoe Beach, Dixie	29
Bonita Springs, Collier	29
Sparr, Marion	28
Caryville, Holmes	28
Tangerine, Orange	28
New Smyrna, Volusia	28
Balm, Hillsborough	27
Orange Lake, Marion	27
Florida State, Leon	27
Long Key, Monroe	27
Redington Shores, Pinellas	26
Loughman, Polk	26
Labelle, Glades	26
Paxton, Walton	26
Earleton, Alachua	26
Wabasso, Indian River	26
Fort Lauderdale, Dade	26
Orlando, Hillsborough	26
Tioga, Alachua	25
Missing, Monroe	25
Missing, Escambia	25
Pensacola Beach, Santa Rosa	25
Yankeetown, Levy	25
South Miami Heights, Dade	25
La Crosse, Alachua	25
Buckingham, Lee	25
Bostwick, Putnam	24
Goulds, Dade	24
Santa Fe, Alachua	24
Union Park, Orange	24

COVID-19: characteristics of 2,275,177 Florida resident cases

Data through May 26, 2021 verified as of May 27, 2021 at 09:25 AM

Data in this report are provisional and subject to change.

The table below includes the cities and counties of residence for cases in Florida residents based on the patient's ZIP Code. Note that city is not always received as part of the initial notification and may be missing while the case is being investigated.

City and county	Cases
Boca Raton, Broward	24
Champions Gate, Polk	23
Citrus Ridge, Indian River	23
Laud-By-The-Sea, Broward	23
Missing, Okaloosa	23
Ramrod Key, Monroe	22
Jensen Beach, St. Lucie	22
Mango, Hillsborough	22
Kissimmee, Orange	22
Parker, Bay	22
Crystal Springs, Pasco	22
Bonifay, Washington	22
Florida Dept Of Corrections, Union	22
Fort Ogden, Desoto	22
Wausau, Washington	22
Plymouth, Orange	22
Branford, Lafayette	22
Mexico Beach, Gulf	22
Florida International University, Dade	22
Sun City, Hillsborough	21
Perdido Key, Escambia	21
Florida State Univ Admin, Leon	21
Everglades City, Collier	21
Golden Oak, Orange	21
Candler, Marion	21
Lake Como, Putnam	21
Missing, Collier	21
Trenton, Levy	21
Lowell, Marion	20
Brooksville, Pasco	20
Hollywood, Dade	20
Nalcrest, Polk	20
Indian River Shores, Indian River	20
Goodland, Collier	20
Webster, Hernando	19
Gulf Stream, Palm Beach	19
Babcock Ranch, Lee	19
High Springs, Gilchrist	19
Maxville, Duval	19
Tallevast, Manatee	19
Johns Pass Village, Pinellas	19
Lake Buena Vista, Orange	19
Miami Gardens, Broward	19
Orlando, Palm Beach	19
Wildlight, Nassau	19
Otter Creek, Levy	18
Forest City, Orange	18
Hialeah, Broward	18
Trilby, Pasco	18
Belleair Bluffs, Pinellas	18
West Panama City Beach, Bay	18
Babcock Ranch, Charlotte	18
Lakewood Ranch, Sarasota	18
Hillsboro Beach, Broward	18
Nichols, Polk	18
Mount Dora, Orange	18
Missing, Bay	17
Graham, Bradford	17
Missing, Martin	17

COVID-19: characteristics of 2,275,177 Florida resident cases

Data through May 26, 2021 verified as of May 27, 2021 at 09:25 AM

Data in this report are provisional and subject to change.

The table below includes the cities and counties of residence for cases in Florida residents based on the patient's ZIP Code. Note that city is not always received as part of the initial notification and may be missing while the case is being investigated.

City and county	Cases
Braden River, Manatee	17
Shady Hills, Pasco	17
Hutchinson Island, St. Lucie	17
Gulf Hammock, Levy	17
Graceville, Holmes	17
Lake Monroe, Seminole	17
Winter Garden, Lake	17
Daytona Beach Shores, Volusia	17
Deer Island, Lake	17
Wewahitchka, Calhoun	16
Lake City, Suwannee	16
Woodville, Leon	16
Miami, Unknown	16
Eau Gallie, Brevard	16
Saint Lucie West, St. Lucie	16
Watersound, Walton	16
Hernando Beach, Hernando	16
White Springs, Columbia	16
Suwannee, Dixie	16
Dade City, Hernando	15
Village Of Palmetto Bay, Dade	15
Indian Creek Village, Dade	15
Orlando, Lake	15
Orlando, Pinellas	15
Murdock, Charlotte	14
Choctaw Beach, Okaloosa	14
Captiva, Lee	14
Kingsley Lake, Bradford	14
Copeland, Collier	14
Los Angeles, Dade	14
Wahneta, Polk	14
Durant, Hillsborough	14
Laurel Hill, Walton	14
Virginia Gardens, Dade	14
Mount Plymouth, Lake	13
Elfers, Pasco	13
Holder, Citrus	13
Roseland, Indian River	13
Gonzalez, Escambia	13
Steinhatchee, Dixie	13
Umatilla, Marion	13
Grandin, Putnam	13
Missing, Sarasota	13
Long Boat Key, Manatee	13
Orlando, Brevard	13
Saint George Island, Franklin	13
Unknown, Dade	13
Redington Beach, Pinellas	13
Alys Beach, Bay	13
Fort Charlotte, Charlotte	13
Gibsonia, Polk	12
East Lake, Marion	12
Goldenrod, Seminole	12
Naples, Lee	12
Missing, Nassau	12
Pensacola Beach, Escambia	12
Rosemary Beach, Walton	12
Leisure City, Dade	12
Citrus Hills, Citrus	12

COVID-19: characteristics of 2,275,177 Florida resident cases

Data through May 26, 2021 verified as of May 27, 2021 at 09:25 AM

Data in this report are provisional and subject to change.

The table below includes the cities and counties of residence for cases in Florida residents based on the patient's ZIP Code. Note that city is not always received as part of the initial notification and may be missing while the case is being investigated.

City and county	Cases
Missing, Putnam	12
Fanning Springs, Gilchrist	12
Day, Lafayette	11
Greenville, Taylor	11
Cypress, Jackson	11
Sea Ranch Lakes, Broward	11
Deerfield Beach, Palm Beach	11
Missing, Polk	11
University Park, Manatee	11
Saint Augustine Beach, St. Johns	10
Worthington Springs, Union	10
Telogia, Liberty	10
Missing, Taylor	10
Barberville, Volusia	10
Innovation, Pasco	10
Haines Creek, Lake	10
Forest City, Seminole	10
Ozona, Pinellas	10
Ybor City, Hillsborough	10
Rubonia, Manatee	10
Seacrest, Walton	10
Briny Breezes, Palm Beach	10
Basinger, Okeechobee	10
East Rockland Key, Monroe	10
Nobleton, Hernando	10
Perrine, Dade	10
Orlando, Leon	10
Orlando, Duval	10
Saint Augustine, Duval	9
West Delray Beach, Palm Beach	9
High Springs, Columbia	9
Grant Valkaria, Brevard	9
Lloyd, Jefferson	9
Lamont, Madison	9
Keystone Heights, Bradford	9
Cottondale, Washington	9
Scottsmoor, Brevard	9
Palma Sola, Manatee	9
Pine Ridge, Citrus	9
Beverly Beach, Flagler	9
Putnam Hall, Putnam	9
Fairfield, Marion	9
Ferndale, Lake	9
Missing, Jackson	9
Indian Shores, Pinellas	8
Cross Creek, Alachua	8
Quail Heights, Dade	8
Palm City, St. Lucie	8
Seybold, Dade	8
White City, Gulf	8
Missing, Clay	8
Jerome, Collier	8
Ridge Manor Estates, Sumter	8
Ponce De Leon, Walton	8
Anastasia Island, St. Johns	8
Salem, Taylor	8
Oneco, Manatee	8
Orange Springs, Marion	8
Weirsdale, Lake	8

COVID-19: characteristics of 2,275,177 Florida resident cases

Data through May 26, 2021 verified as of May 27, 2021 at 09:25 AM

Data in this report are provisional and subject to change.

The table below includes the cities and counties of residence for cases in Florida residents based on the patient's ZIP Code. Note that city is not always received as part of the initial notification and may be missing while the case is being investigated.

City and county	Cases
Evinston, Alachua	8
Inglis, Citrus	7
Fernandina, Nassau	7
Missing, Flagler	7
Orange Park, Duval	7
Port Saint John, Brevard	7
Clarcona, Orange	7
Orlando, Pasco	7
Longboat Key, Sarasota	7
Morrison, Marion	7
Dearborn, Dade	7
Duck Key, Monroe	7
Missing, Walton	7
Labelle, Lee	7
Switzerland, St. Johns	7
Maitland, Volusia	7
Aripeka, Pasco	7
Deland, Lake	7
Valkaria, Brevard	7
Orlando, Alachua	7
River Ranch, Polk	7
Niceville, Walton	7
Okeechobee, Glades	7
Punta Gorda, Lee	6
Holt, Santa Rosa	6
Inlet Beach, Bay	6
Missing, Leon	6
Missing, Hernando	6
Orlando, Flagler	6
Orlando, Marion	6
Oklawaha, Marion	6
Shady Grove, Taylor	6
Sunny Hills, Washington	6
Missing, Highlands	6
Port Salerno, Martin	6
Winter Park, Polk	6
Winderemere, Orange	6
Lake Worth, Broward	6
Maitland, Hillsborough	6
Grove City, Charlotte	6
Eglin, Okaloosa	6
Coco River, Collier	6
Bruce, Holmes	6
Cape Haze, Charlotte	6
Miramar, Dade	6
Missing, Osceola	6
Newberry, Gilchrist	6
San Carlos Park, Lee	6
Glenwood, Volusia	6
Miccosukee, Leon	6
Orchid, Indian River	6
Point Washington, Walton	6
Mayport Naval Station, Duval	6
Lake Butler, Bradford	6
Maitland, Osceola	6
Missing, Unknown	6
Bradenton, Sarasota	6
Ocoee, Lake	6
Okeechobee, Martin	5

COVID-19: characteristics of 2,275,177 Florida resident cases

Data through May 26, 2021 verified as of May 27, 2021 at 09:25 AM

Data in this report are provisional and subject to change.

The table below includes the cities and counties of residence for cases in Florida residents based on the patient's ZIP Code. Note that city is not always received as part of the initial notification and may be missing while the case is being investigated.

City and county	Cases
Orlando, Manatee	5
Pompano Beach, Palm Beach	5
Passport, Unknown	5
Wakulla Springs, Wakulla	5
Cypress Gardens, Polk	5
Island Grove, Alachua	5
Jonesville, Alachua	5
Missing, Alachua	5
Bonnie, Dade	5
Alys Beach, Walton	5
Delray Beach, Broward	5
Seacrest, Bay	5
Williston, Marion	5
North Fort Myers, Charlotte	5
Okeechobee, Osceola	5
Fort Lauderdale, Palm Beach	5
Jacksonville Naval Air Station, Duval	5
Bayou George, Bay	5
Boynton Beach, Broward	5
Ebro, Bay	5
Highland Park, Polk	5
Los Angeles, Broward	5
Westchester, Dade	5
Melrose, Bradford	5
Mid Florida, Seminole	5
Ocean Breeze, Martin	5
Missing, Columbia	5
Milton, Escambia	5
Jacksonville, Clay	5
Greenville, Jefferson	5
Mayport, Duval	5
Clermont, Polk	5
Pass, Unknown	5
Stuart, St. Lucie	5
Lake Geneva, Clay	5
Miami, Palm Beach	5
Live Oak, Madison	4
Loxahatchee Groves, Palm Beach	4
West Bradenton, Manatee	4
Marina Del Rey, Dade	4
Lake Harbor, Palm Beach	4
Glen Ridge, Palm Beach	4
Coconut Creek, Palm Beach	4
Orem, Palm Beach	4
Jacksonville, Dade	4
Arcadia, Hillsborough	4
Branford, Gilchrist	4
Champions Gate, Osceola	4
Clewiston, Palm Beach	4
Conch Key, Monroe	4
Melrose, Clay	4
Sharpes, Brevard	4
Sugarloaf, Monroe	4
Wacissa, Jefferson	4
Lamont, Taylor	4
Lazy Lake, Broward	4
Sandestin, Walton	4
Pompano Beach, Dade	4
El Jobean, Charlotte	4

COVID-19: characteristics of 2,275,177 Florida resident cases

Data through May 26, 2021 verified as of May 27, 2021 at 09:25 AM

Data in this report are provisional and subject to change.

The table below includes the cities and counties of residence for cases in Florida residents based on the patient's ZIP Code. Note that city is not always received as part of the initial notification and may be missing while the case is being investigated.

City and county	Cases
Bella Collina, Lake	4
Hinsdale, Manatee	4
International Service Center, Dade	4
Indian Rock Beach, Pinellas	4
Cape San Blas, Gulf	4
Bowling Green, Polk	4
Plantation Key, Monroe	4
North Miami Beach, Broward	4
Monticello, Madison	3
Samoset, Manatee	3
Vernon, Bay	3
Apopka, Lake	3
Crestview, Walton	3
Cross Key, Monroe	3
Fernandina Beach, Duval	3
Fpo, Duval	3
Green Cove Springs, Duval	3
Mayport Naval Housing, Duval	3
Julington Creek, St. Johns	3
Jupiter Island, Martin	3
Kathleen, Pasco	3
Ocean Reef Club, Monroe	3
Missing, Washington	3
Mims, Volusia	3
Miami Beach, Unknown	3
Marco Island, Lee	3
Alford, Washington	3
Altamonte Springs, Orange	3
Orlando, Escambia	3
Pass-A-Grille, Pinellas	3
Port St. Lucie, St. Lucie	3
Vero Beach, St. Lucie	3
Winter Park, Volusia	3
Land O Lakes, Hillsborough	3
Lady Lake, Marion	3
Milligan, Okaloosa	3
Jacksonville , Duval	3
Homeless, Hillsborough	3
Ft Pierce, St. Lucie	3
Brooklyn, Broward	3
Westville, Walton	3
Orlo Vista, Orange	3
Pembroke Lakes, Broward	3
Sorrento, Orange	3
Stuart, Palm Beach	3
University Of Central Fl, Hillsborough	3
Jacksonville, Alachua	3
Marina Del Rey, Broward	3
Coraopolis, Citrus	3
Chicago, Lee	3
Bristol, Calhoun	3
Aventura, Broward	3
Inverness, Polk	3
Pass, Dade	3
Vero Beach, Brevard	3
Pp, Dade	3
Woodside, Broward	3
Wimauma, Manatee	3
Brewton, Escambia	3

COVID-19: characteristics of 2,275,177 Florida resident cases

Data through May 26, 2021 verified as of May 27, 2021 at 09:25 AM

Data in this report are provisional and subject to change.

The table below includes the cities and counties of residence for cases in Florida residents based on the patient's ZIP Code. Note that city is not always received as part of the initial notification and may be missing while the case is being investigated.

City and county	Cases
Apopka, Broward	3
Lanark Village, Franklin	3
Maitland, Polk	3
Miami Shores, Broward	3
Pineland, Lee	3
Redland, Dade	3
Tampa Palms, Hillsborough	3
Tampa, Pinellas	3
Tarpon Springs, Pasco	3
Winter Garden, Seminole	3
Clermont, Orange	3
Ludlam, Dade	3
Laurel, Sarasota	3
West Palm Beach, Broward	3
Wildwood, Marion	3
Village Of Golf, Palm Beach	3
Saint Augusaintine Beach, St. Johns	3
Port Saint Lucie, Martin	3
Palm Coast, Volusia	3
Saint Petersburg, Hillsborough	3
Opa Locka, Broward	3
Loxahatchee, Broward	3
Lynbrook, Broward	3
Miami, Orange	3
Lake City, Duval	3
Lakeland, Hillsborough	3
Immokalee, Lee	3
Hallandale Beach, Dade	3
Bradington, Manatee	3
Blountstown, Liberty	3
Blountstown, Jackson	2
Alligator Point, Franklin	2
Crawfordville, Leon	2
Eatonville, Lake	2
Lawtey, Union	2
Lehigh Acres, Dade	2
Miami, Hillsborough	2
Lutz, Pinellas	2
Los Angeles, Okaloosa	2
Louisville, Manatee	2
Orange City, Seminole	2
None, Dade	2
Navarre, Okaloosa	2
Mount Pleasant, Gadsden	2
Phoenix, Lake	2
Seven Springs, Pasco	2
Upper Key Largo, Monroe	2
University Of Central Florida, Brevard	2
West Villages, Sarasota	2
Zellwood, Lake	2
Lecanto, Marion	2
Lake Helen, Orange	2
Maitland, Leon	2
Melrose, Alachua	2
Fort Pierce, Martin	2
Fort Myers, Collier	2
Doctors Inlet, Clay	2
Bronx, Seminole	2
Bonifay, Jackson	2

COVID-19: characteristics of 2,275,177 Florida resident cases

Data through May 26, 2021 verified as of May 27, 2021 at 09:25 AM

Data in this report are provisional and subject to change.

The table below includes the cities and counties of residence for cases in Florida residents based on the patient's ZIP Code. Note that city is not always received as part of the initial notification and may be missing while the case is being investigated.

City and county	Cases
Bonnie, Duval	2
Bonnie, Sarasota	2
West Palm Beach, Dade	2
Weston, Dade	2
Winter Park, Leon	2
Orlando, Charlotte	2
Palm Springs North, Dade	2
St John, Broward	2
Olustee, Baker	2
Orlando, Santa Rosa	2
Maitland, Lake	2
Killarney, Orange	2
Jan Phyl Village, Polk	2
Hialeah Lakes, Dade	2
Hialeah, Orange	2
Moore Haven, Hendry	2
Naples, Broward	2
Cassadaga, Volusia	2
Fort Walton Beach, Walton	2
Duke Field Air Force Station, Okaloosa	2
Dunnellon, Levy	2
University Of Central Florida, Palm Beach	2
University Of Central Florida, Pinellas	2
Yalhala, Lake	2
Pp, Unknown	2
Provo, Broward	2
Pensacola, Santa Rosa	2
Ridge Manor, Hernando	2
Sumatra, Liberty	2
West Point, Lee	2
University Of Central Florida, Broward	2
Orlando, Okaloosa	2
Saint Teresa, Wakulla	2
Miamt, Dade	2
North Miami, Broward	2
Knoxville, Escambia	2
Maitland, Pasco	2
Homeless, Dade	2
Florida Power & Light Co, Dade	2
Amelia City, Nassau	2
Alligator Point, Wakulla	2
Casselberry, Orange	2
Dfafs, Okaloosa	2
Longview, Dade	2
Jacksonville Naval Hospital, Duval	2
Hosford, Calhoun	2
Yeehaw, Okeechobee	2
Tampa, Hernando	2
Noma, Holmes	2
Sebring, Desoto	2
Saint Lucie Village, St. Lucie	2
Ormond Beach, Flagler	2
Pembroke Pines, Dade	2
Northport, Sarasota	2
Sutton, Pasco	2
Saint Marys, Nassau	2
Port Saint Lucie, Palm Beach	2
Red Bay, Holmes	2
Woodstock, Lee	2

COVID-19: characteristics of 2,275,177 Florida resident cases

Data through May 26, 2021 verified as of May 27, 2021 at 09:25 AM

Data in this report are provisional and subject to change.

The table below includes the cities and counties of residence for cases in Florida residents based on the patient's ZIP Code. Note that city is not always received as part of the initial notification and may be missing while the case is being investigated.

City and county	Cases
Windermere, Lake	2
West Lafayette, Broward	2
Tequesta, Martin	2
Town Of Nocatee, St. Johns	2
Bay Harbor Islands, Unknown	2
Alachua, Duval	2
Carl Fisher, Dade	2
Cross City, Taylor	2
Fort Lauderdale, Alachua	2
Inwood, Broward	2
Jupiter, Dade	2
Micanopy, Marion	2
Winter Springs, Orange	2
Windermere, Hillsborough	2
Union, Manatee	2
University Of Central Fl, Seminole	2
Tampa, Duval	2
Venice, Dade	2
Sand Lake, Orange	2
Swansea, Lee	2
Okeechobee, Highlands	2
Pompano Beach, Osceola	2
Port Charlotte, Lee	2
At Large, Broward	2
Boys Ranch, Suwannee	2
Eatonville, Polk	2
Miami, Martin	2
New Port Richey, Hillsborough	2
Long Beach, Orange	2
Labelle, Collier	2
Jena, Taylor	2
Fort Pierce, Brevard	2
Marysville, Dade	2
Lake Clarke Shores, Palm Beach	2
Fl State Univ Student, Leon	2
Defuniak Springs, Okaloosa	2
Cibolo, Orange	2
Claysville, Hernando	2
Crescent Beach, Sarasota	2
Callahan, Duval	2
Tampa, Broward	2
Tarpon Springs, Hillsborough	2
South Miami, Broward	2
Port Canaveral, Brevard	2
Monument, Broward	2
Orlando, St. Lucie	2
Orlando, Walton	1
Oviedo, Lake	1
Orlando, St. Johns	1
Ocala, Duval	1
Orem, Dade	1
Orlando, Citrus	1
Orlando, Collier	1
Orlando, Hernando	1
Morrisville, Palm Beach	1
Myrtle Beach, Broward	1
Nashville, Palm Beach	1
North Brunswick, St. Lucie	1
North Grafton, Dade	1

COVID-19: characteristics of 2,275,177 Florida resident cases

Data through May 26, 2021 verified as of May 27, 2021 at 09:25 AM

Data in this report are provisional and subject to change.

The table below includes the cities and counties of residence for cases in Florida residents based on the patient's ZIP Code. Note that city is not always received as part of the initial notification and may be missing while the case is being investigated.

City and county	Cases
Notrealville, Polk	1
Rye, Palm Beach	1
Saint Petersburg, Bay	1
St Cloud, Orange	1
St Helena Is, Dade	1
Statenville, Suwannee	1
Plantation, Leon	1
Pooler, Broward	1
Pensacola, Dade	1
Panomo City, Bay	1
Parrish, Sarasota	1
Ridgewood, Lee	1
Roayl Palm Beach, Palm Beach	1
Roseville, Broward	1
Punta Gorda, Sarasota	1
Putnam, Putnam	1
Tinley Park, Manatee	1
Twentynine Palms, Broward	1
Waukesha, Volusia	1
Unknown, Manatee	1
Vernon, Walton	1
Whippany, Volusia	1
Xifamk, Dade	1
Wilmington, Charlotte	1
Windermere, Alachua	1
Winfield, Hillsborough	1
Winter Garden, Unknown	1
Winter Park, Brevard	1
Buffalo, Dade	1
Canton, Duval	1
Brunswick, Polk	1
Bryceville, Duval	1
Bradentom, Manatee	1
Bradenton, Lee	1
Boca Raton, Dade	1
Boca Raton, Madison	1
Bogota, Unknown	1
Bal Harbour, Broward	1
Atlanta, Walton	1
Attalla, Broward	1
Auburn, Palm Beach	1
Autaugaville, Broward	1
Apopka, Volusia	1
Alachua, Suwannee	1
Alafaya, Broward	1
Alafaya, Pinellas	1
Crestview, Broward	1
Clearwater, Leon	1
Charlotte, Alachua	1
Crystal River, Marion	1
Dalecity, Okaloosa	1
Daytona Beach, Orange	1
Deerfield Beach, Polk	1
Dona Vista, Lake	1
East Setauket, Palm Beach	1
El Dorado, Palm Beach	1
Fayetteville, Broward	1
Fellsmere, Brevard	1
Florida City, Unknown	1

COVID-19: characteristics of 2,275,177 Florida resident cases

Data through May 26, 2021 verified as of May 27, 2021 at 09:25 AM

Data in this report are provisional and subject to change.

The table below includes the cities and counties of residence for cases in Florida residents based on the patient's ZIP Code. Note that city is not always received as part of the initial notification and may be missing while the case is being investigated.

City and county	Cases
Fort Lauderdale, Collier	1
Fort Myers, Alachua	1
Fleming Island, Duval	1
Glen Saint Mary, Duval	1
Golf, Palm Beach	1
Gainesville, Levy	1
Greensboro, Leon	1
Great Neck, Dade	1
Jacksonville, Baker	1
Jacksonville, Marion	1
Jupiter Inlet, Palm Beach	1
Holiday, Hillsborough	1
Immokalee, Walton	1
Lake Forest, Collier	1
Key West, Palm Beach	1
Kilgore, Dade	1
Land O Lakes, Unknown	1
Lawton, Okaloosa	1
Levittown, Palm Beach	1
Lima, Manatee	1
Lima, Volusia	1
Maccleddy, Dixie	1
Madison, Jefferson	1
Maitland, Collier	1
Merrick, Palm Beach	1
Metter, Manatee	1
Miami, Osceola	1
Miamiardens, Unknown	1
Miamksaohes, Dade	1
Mokena, Lee	1
Indianapolis, Lee	1
Jupiter, Pinellas	1
Kansas City, Palm Beach	1
Los Angeles, Orange	1
Maitland, Palm Beach	1
Lake In The Hills, Broward	1
Litchfield Park, Monroe	1
Littleton, St. Johns	1
Newaygo, Charlotte	1
North Port, Charlotte	1
Na, Dade	1
Naples, Unknown	1
New Canaan, Dade	1
Milford, Bay	1
Milford, Unknown	1
Melbourne, Volusia	1
Marianna, Leon	1
Marianna, Washington	1
Mary Esther, Hillsborough	1
Marathon Shores, Monroe	1
Mattoon, Lee	1
Eureka, Flagler	1
Evansville, Citrus	1
Denton, Broward	1
Destin, Bay	1
Dpo, Dade	1
Crescent City, Marion	1
Commerce Township, Manatee	1
Crawfordville, Alachua	1

COVID-19: characteristics of 2,275,177 Florida resident cases

Data through May 26, 2021 verified as of May 27, 2021 at 09:25 AM

Data in this report are provisional and subject to change.

The table below includes the cities and counties of residence for cases in Florida residents based on the patient's ZIP Code. Note that city is not always received as part of the initial notification and may be missing while the case is being investigated.

City and county	Cases
Fort Lauderdale, Lee	1
Fort Myers, Polk	1
Fort Worth, Broward	1
Franklin, Orange	1
Frostproof, Highlands	1
Gainesville, Palm Beach	1
Gainesville, Santa Rosa	1
Glens Falls, Broward	1
Gwynn Oak, Polk	1
Brewster, Palm Beach	1
Brownsville, Escambia	1
Bryant, Palm Beach	1
Bonnie, St. Johns	1
Clearwater, Hillsborough	1
Coal City, Pasco	1
Celebration, Orange	1
Chicago, Broward	1
Austin, Dade	1
Apo, Collier	1
Big Torch Key, Monroe	1
Black, Holmes	1
Boca Raton, Lee	1
8852 Teacher Ln, Pasco	1
Addison, Pasco	1
Apopka, Citrus	1
Apopka, Hillsborough	1
Arabi, Orange	1
Port Saint Lucie, Marion	1
Roswell, Bay	1
Royal Palm, Palm Beach	1
Ruskin, Dade	1
Ruskin, Manatee	1
Saginaw, Broward	1
Panama City Beach, Broward	1
Pittsburgh, Alachua	1
Playa Del Rey, Palm Beach	1
Plymouth, Pasco	1
Opa Locka, Orange	1
Pensacola Naval Hospital, Escambia	1
Oviedo, Orange	1
Pace, Escambia	1
Painted Post, Pasco	1
Palatka, Marion	1
Tampa, Citrus	1
Surfside Beach, Orange	1
Summerdale, Escambia	1
Sun City Center, Lee	1
Temple, Palm Beach	1
Unknown, Duval	1
Upland, Manatee	1
Valrico, Polk	1
Scottsdale, Brevard	1
Scottsdale, Palm Beach	1
St Peterburg, Orange	1
Staten Island, Broward	1
Stiamk, Dade	1
Saint Charles, Orange	1
Saint Petersburg, Duval	1
Saint Petersburg, Manatee	1

COVID-19: characteristics of 2,275,177 Florida resident cases

Data through May 26, 2021 verified as of May 27, 2021 at 09:25 AM

Data in this report are provisional and subject to change.

The table below includes the cities and counties of residence for cases in Florida residents based on the patient's ZIP Code. Note that city is not always received as part of the initial notification and may be missing while the case is being investigated.

City and county	Cases
Wabasha, Clay	1
West Hollywood, Broward	1
Wekiwa Springs, Orange	1
Wakefield, Broward	1
Waverly, Duval	1
Winnetka, Dade	1
Winter Garden, Osceola	1
Winter Haven, Leon	1
Winter Haven, Osceola	1
Winter Park, Duval	1
Winter Park, Palm Beach	1
Winter Springs, Polk	1
Youngstown, Washington	1
Wildwood, Lee	1
Willington, Lee	1
Milford, Lee	1
Mckinney, Broward	1
Miamc, Dade	1
Matawan, Palm Beach	1
Missing, Levy	1
Missing, Okeechobee	1
Monroe Township, Palm Beach	1
Monroe, Lee	1
Moore Haven, Okeechobee	1
Lake Butler, Alachua	1
Ldhl, Broward	1
Las Vegas, Palm Beach	1
Longwood, Volusia	1
Leesburg, Seminole	1
Lehigh Acres, Collier	1
Lincoln, St. Lucie	1
Little Neck, Lee	1
Jupiter, St. Lucie	1
Kenilworth, Leon	1
Irvine, Marion	1
Istachatta, Hernando	1
Jacksonville, Orange	1
Jefferson, Dade	1
Jonesboro, Leon	1
Key West, Duval	1
Kingsland, Nassau	1
Knoxville, Bay	1
Homeless, Monroe	1
Homeless, Pinellas	1
Howell, Dade	1
Hudson, Hernando	1
Hoclywsod, Dade	1
Holiday, Pinellas	1
Intrcsion Cty, Osceola	1
Inverness, Marion	1
Indian Rocks Beach, Duval	1
Indiantown, Palm Beach	1
Inglewood, Sarasota	1
Fort Lauderdale, Leon	1
Fort Myers, Sarasota	1
Fort Pierce, Palm Beach	1
Fort White, Clay	1
Erie, Monroe	1
Fisher Island, Unknown	1

COVID-19: characteristics of 2,275,177 Florida resident cases

Data through May 26, 2021 verified as of May 27, 2021 at 09:25 AM

Data in this report are provisional and subject to change.

The table below includes the cities and counties of residence for cases in Florida residents based on the patient's ZIP Code. Note that city is not always received as part of the initial notification and may be missing while the case is being investigated.

City and county	Cases
Dayton, Lake	1
Daytona Beach, Pinellas	1
East Palatka, Hillsborough	1
Eastpoint, Leon	1
Deltona, Seminole	1
Downingtown, Broward	1
Downingtown, Hillsborough	1
Dpo, Santa Rosa	1
Garden City, Alachua	1
Gaylord, Orange	1
Goodrich, Charlotte	1
Gotcha, Orange	1
Greensburg, Palm Beach	1
Harpers Ferry, Palm Beach	1
Haines City, Osceola	1
Hernando, Marion	1
Hialeah, Collier	1
Helen, Bay	1
Dallas, Hernando	1
Dearborn, Broward	1
Deer Park, Dade	1
Deerfield, Dade	1
Deland, Seminole	1
Carmel, Orange	1
Cedar Springs, Hernando	1
Caracas, Dade	1
Alpharetta, Broward	1
O, Manatee	1
Acworth, Okaloosa	1
Apopka, Clay	1
Asheville, Highlands	1
Astoria, Broward	1
Atmore, Escambia	1
Bartow, Hardee	1
Bel Air, Collier	1
Berryton, Palm Beach	1
Brooklyn, Dade	1
Brooklyn, Lee	1
Bonnie, Broward	1
Boston, Broward	1
Troy, Manatee	1
Unkn, Duval	1
Venetian Islands, Dade	1
Topsham, Manatee	1
Sunbright, Palm Beach	1
West Yarmouth, St. Lucie	1
West Apim Beach, Palm Beach	1
Waipahu, Santa Rosa	1
Ward, Polk	1
Wellborn, Columbia	1
Winter Garden, Duval	1
Woodbine, Nassau	1
Yulee, St. Johns	1
Zephyrhills, Hillsborough	1
Rileyville, Flagler	1
Prattville, Hillsborough	1
Prestonsburg, Bay	1
Quincy, Jackson	1
Rapid City, Broward	1

COVID-19: characteristics of 2,275,177 Florida resident cases

Data through May 26, 2021 verified as of May 27, 2021 at 09:25 AM

Data in this report are provisional and subject to change.

The table below includes the cities and counties of residence for cases in Florida residents based on the patient's ZIP Code. Note that city is not always received as part of the initial notification and may be missing while the case is being investigated.

City and county	Cases
Saint Petersburg, Polk	1
Saint Joseph, Volusia	1
Russellville, Bay	1
Sagamore Beach, Charlotte	1
Saint Augustine, Broward	1
Saint Cloud, Palm Beach	1
Sweetwater, Manatee	1
Syracuse, Polk	1
Tallahassee, Dade	1
Tamarac, Dade	1
Tavares, Orange	1
Suitland, Volusia	1
San Antonio, Orange	1
Seminole, Leon	1
Shirley, Flagler	1
Oakland, Lee	1
Oldsmar, Hillsborough	1
Olean, Alachua	1
North Palm Beach, Orange	1
Myakka City, Sarasota	1
New Middletown, Hillsborough	1
New Port Richey, Pinellas	1
Newberry, Marion	1
Newtown, Lake	1
Petersburg, Manatee	1
Piassa, Putnam	1
Palmetto, Pasco	1
Parma, Manatee	1
Pass-A-Grille Beach, Pinellas	1
Other, Dade	1
Palmetto Bay, Palm Beach	1
Pembroke Pines, Orange	1
Pensacola, Sumter	1
Paducah, Manatee	1
Perth Amboy, Hillsborough	1
Port Orange, Brevard	1
Powell, Lee	1
Randolph, Orange	1
Rivera Beach, Palm Beach	1
Oldsra, Manatee	1
Orlando, Jackson	1
Orlando, Lee	1
Ocala, Citrus	1
Ocoee, Unknown	1
Odessa, Dade	1
Newberry, Levy	1
New Vernon, Palm Beach	1
Saint Petersburg, Charlotte	1
Saint Augustine, Flagler	1
Seffener, Hillsborough	1
Seminole, Lee	1
Sanford, Orange	1
South Hempstead, Alachua	1
Sunrtise, Dade	1
Tallahassee, Madison	1
Tallahassee, Pinellas	1
Stratford, Broward	1
Toms River, Lee	1
Tourist, Dade	1

COVID-19: characteristics of 2,275,177 Florida resident cases

Data through May 26, 2021 verified as of May 27, 2021 at 09:25 AM

Data in this report are provisional and subject to change.

The table below includes the cities and counties of residence for cases in Florida residents based on the patient's ZIP Code. Note that city is not always received as part of the initial notification and may be missing while the case is being investigated.

City and county	Cases
White Plains, Broward	1
Whites Creek, Leon	1
Windermere, Volusia	1
Wtixrat, Dade	1
University Of Central Florida, Lee	1
Unk, Duval	1
Trenton, Dixie	1
Watersound, Bay	1
Wauchula, Desoto	1
Ventura, Orange	1
Vero Beach, Unknown	1
Hudson, Pinellas	1
Indian Rock Beach, Palm Beach	1
Hoosick Falls, Broward	1
Interlachen, Duval	1
Kaclsonville, Duval	1
Kechi, Orange	1
Fort Myers, Broward	1
Floral, Okaloosa	1
Forestville, Volusia	1
Gainesville, Okaloosa	1
Hialeahgardens, Dade	1
Hiram, Leon	1
Greenbrier, Bay	1
Greenville, Palm Beach	1
Groveland, Orange	1
Longwood, Broward	1
Lucedale, St. Lucie	1
Mayaguez, Dade	1
Macclenny, Duval	1
Mantua, Broward	1
Kure Beach, Monroe	1
Lakeland, Palm Beach	1
Jacksonville, Nassau	1
Leesburg, Broward	1
Mexico, Orange	1
Missing, Gilchrist	1
Miami Gardens, Unknown	1
Middletown, Osceola	1
Nantucket, Palm Beach	1
Monroe, Hillsborough	1
Dover, Lee	1
Davenport, Lake	1
Dayton, Citrus	1
Dayton, Orange	1
Dearborn Heights, Hillsborough	1
Edgewood, Broward	1
Elkton, Putnam	1
Cincinnati, Dade	1
Chesterfield, Broward	1
Carteret, Polk	1
Connellsville, Highlands	1
Armstrong, St. Johns	1
Atl, Brevard	1
Alva, Escambia	1
Andalusia, Escambia	1
Arcadia, Highlands	1
Baker, Santa Rosa	1
Belleville, Palm Beach	1

COVID-19: characteristics of 2,275,177 Florida resident cases

Data through May 26, 2021 verified as of May 27, 2021 at 09:25 AM

Data in this report are provisional and subject to change.

The table below includes the cities and counties of residence for cases in Florida residents based on the patient's ZIP Code. Note that city is not always received as part of the initial notification and may be missing while the case is being investigated.

City and county	Cases
Belmont, Santa Rosa	1
Blountstown, Broward	1
Bronson, Alachua	1
Brooker, Alachua	1
Brandon, Pinellas	1
Bradenton, Clay	1
Bonita, Lee	1
Bocaraten, Palm Beach	1
Boston, Dade	1
Brewster, Volusia	1
Bryn Mawr, Palm Beach	1
Burkeville, Brevard	1
Camden Wyoming, Duval	1
Boca Raton,, Palm Beach	1
Bear Grass, Palm Beach	1
Azalea Park, Osceola	1
Altamonte, Orange	1
Alva, Collier	1
Amelia Village, Nassau	1
Allentown, Putnam	1
Apple Creek, Citrus	1
Barefoot Beach, Lee	1
Battle Creek, Manatee	1
Avon, Manatee	1
Aventura, Osceola	1
Conifer, Lee	1
Cutler Bay, Broward	1
Clarksboro, Lee	1
Chipley, Holmes	1
Chipley, Jackson	1
Celebration, Palm Beach	1
Chattanooga, Dade	1
Elbow Lake, Palm Beach	1
Everett, Dade	1
Eatonville, Seminole	1
Dale City, Dade	1
Daniel Island, Bay	1
Dunellen, Dade	1
Diamond, Highlands	1
Doral, Broward	1
Fort Denaud, Glades	1
Fort Meyers, Lee	1
Fairless Hills, Broward	1
FI State Lot, Leon	1
Flamingo Lodge, Dade	1
Fortwalton Beach, Okaloosa	1
Garland, Orange	1
Homer, Escambia	1
Hialeah, Unknown	1
Hickory, Lee	1
Havana, Leon	1
Hersey, Pinellas	1
Longwood, Orange	1
Lansdale, Lake	1
Lapeer, Manatee	1
Lehigh Cares, Lee	1
Live Oak, Columbia	1
Loganville, Orange	1
Lake Mary, Lake	1

COVID-19: characteristics of 2,275,177 Florida resident cases

Data through May 26, 2021 verified as of May 27, 2021 at 09:25 AM

Data in this report are provisional and subject to change.

The table below includes the cities and counties of residence for cases in Florida residents based on the patient's ZIP Code. Note that city is not always received as part of the initial notification and may be missing while the case is being investigated.

City and county	Cases
Jeffersonville, Broward	1
Newtown, Dade	1
Ocean City, Broward	1
Old Town, Gilchrist	1
Opa Locka, Polk	1
Orem, Sarasota	1
Oviedo, Leon	1
Middleburg, Duval	1
Midland, Osceola	1
Missing, Hamilton	1
Missing, Wakulla	1
Monterey, Broward	1
Mumford, Manatee	1
N/A, Duval	1
Naples, Alachua	1
Miami, Charlotte	1
Miamii, Dade	1
San Antonio, Dade	1
Sanford, Palm Beach	1
Sebastian, Lake	1
Ridgewood, Broward	1
Riverview, Manatee	1
Rochester, Broward	1
Roseland, Palm Beach	1
Republic, Monroe	1
Richmond, Palm Beach	1
Russellville, Hillsborough	1
Saint Augustine, Okaloosa	1
Pompano Beach, Alachua	1
Porter Ranch, Dade	1
Raiford, Bradford	1
Ponte Vedra Beach, Orange	1
Port Orange , Volusia	1
Port Saint Lucie, Indian River	1
University Of Central Fl, Pasco	1
Union City, Bradford	1
Steinhatchee, Alachua	1
Tower Lakes, Lee	1
Tallahassee, Wakulla	1
Tampa, Escambia	1
Tampa, Manatee	1
Tangerine, Lake	1
Wesley Chapel, Hillsborough	1
Village Of Palm Springs, Palm Beach	1
Virginia Beach, Alachua	1
Wayne, Palm Beach	1
Webster, Pasco	1
Wekiva Springs, Orange	1
Westerville, Hillsborough	1
Wilton Manors, Dade	1
Wilbur By The Sea, Volusia	1
Willowbrook, Lee	1
Wilmington, Pasco	1
Windermere, Okaloosa	1
Winter Garden, Hillsborough	1
Woodland Hills, Brevard	1
Youngstown, Calhoun	1
Yulee, Duval	1
Summerville, Dade	1

COVID-19: characteristics of 2,275,177 Florida resident cases

Data through May 26, 2021 verified as of May 27, 2021 at 09:25 AM

Data in this report are provisional and subject to change.

The table below includes the cities and counties of residence for cases in Florida residents based on the patient's ZIP Code. Note that city is not always received as part of the initial notification and may be missing while the case is being investigated.

City and county	Cases
Tallahassee, Escambia	1
Stockbridge, Leon	1
Sullivans Island, Dade	1
Tinley Park, Lee	1
University Of Central Fl, Dade	1
Telluride, Lee	1
Tampa, Lee	1
Tampa, Polk	1
Riverview, Pinellas	1
Rochester, Lee	1
Rosemary Beach, Bay	1
Saint Cloud, Orange	1
Saint Petersburg, Dade	1
San Juan, Osceola	1
San Pedro Sula, Dade	1
Sandy, Duval	1
Sevierville, Dade	1
South Otselic, Dade	1
Southampton, Palm Beach	1
Plant City, Hendry	1
Plant City, Pinellas	1
Richmond Heights, Dade	1
Ponce, Orange	1
Port Saint Lucie, Duval	1
Pound Ridge, Leon	1
Orlando, Highlands	1
Orem, Nassau	1
Olando, Orange	1
Parlin, Broward	1
Wellington, Broward	1
West Lafayette, Desoto	1
West Simsbury, Collier	1
Windermere, Polk	1
Winter Park, Lake	1
Wayne, Dade	1
Winter, Pinellas	1
Downers Grove, St. Lucie	1
Export, Palm Beach	1
Fort Myers, Lake	1
Felda, Palm Beach	1
Flagler Beach, Volusia	1
Flora, Lee	1
Fruitland Park, Sumter	1
Gainesville, Marion	1
Gastonia, Polk	1
Fresno, Pasco	1
Green, Clay	1
Greensburg, Orange	1
Greenville, Monroe	1
Groveland, Broward	1
Gulf Shores, Escambia	1
Clearwater, Highlands	1
Columbia, Orange	1
Coral Gables, Unknown	1
Crestview, Dade	1
Dade City, Polk	1
Darien, Pasco	1
Delrey Beach, Palm Beach	1
Arcadia, Charlotte	1

COVID-19: characteristics of 2,275,177 Florida resident cases

Data through May 26, 2021 verified as of May 27, 2021 at 09:25 AM

Data in this report are provisional and subject to change.

The table below includes the cities and counties of residence for cases in Florida residents based on the patient's ZIP Code. Note that city is not always received as part of the initial notification and may be missing while the case is being investigated.

City and county	Cases
Aspen, Palm Beach	1
Atl, Broward	1
Atlanta, Broward	1
Aurburndale, Polk	1
Aventura, Unknown	1
Azalea Park, Sarasota	1
Biscayne Park, Broward	1
Alpharetta, Alachua	1
Apalachicola, Leon	1
Brooksville, Columbia	1
Bryn Mawr, Collier	1
Canfield, Duval	1
Naugatuck, Lee	1
Myakka, Duval	1
Newport Beach, Palm Beach	1
North Adams, Manatee	1
North Little Rock, Palm Beach	1
Northville, Broward	1
Ocala, Indian River	1
Ocoee, Broward	1
Ocoee, Polk	1
New Vernon, Sarasota	1
New York, Broward	1
Missing, Hendry	1
Missing, Baker	1
Milford, Palm Beach	1
Minneapolis, Broward	1
Hilliard, Dade	1
Hollywood, Leon	1
Homestead, Monroe	1
Humble, Broward	1
Harrison, Dade	1
Havanna, Gadsden	1
Jacksonville, Flagler	1
Jacksonville, Palm Beach	1
Johns Island, Wakulla	1
Knoxville, Duval	1
Lake City, Volusia	1
Matlacha Island, Lee	1
Melbourne, Dade	1
Melbourne, Orange	1
Miami Beach, Palm Beach	1
Miami Granders, Dade	1
Los Angeles, Polk	1
Lakeland, Pasco	1
Palm Coast, Duval	1
Orlando, Union	1
Ovido, Seminole	1
Oxford, Palm Beach	1
Opalocka, Dade	1
North Canton, Palm Beach	1
Oakland, Leon	1
Ocala, Alachua	1
Okeechobee, St. Lucie	1
Miami, Collier	1
Miami, St. Lucie	1
Marshall, Palm Beach	1
New Richmond, Volusia	1
Steinhatchee, Madison	1

COVID-19: characteristics of 2,275,177 Florida resident cases

Data through May 26, 2021 verified as of May 27, 2021 at 09:25 AM

Data in this report are provisional and subject to change.

The table below includes the cities and counties of residence for cases in Florida residents based on the patient's ZIP Code. Note that city is not always received as part of the initial notification and may be missing while the case is being investigated.

City and county	Cases
Spring Park, Alachua	1
South Burlington, Orange	1
Sarasota, Charlotte	1
Sarasota, Hillsborough	1
Shannon, Collier	1
Soddy Daisy, Broward	1
Soldotna, Broward	1
Saint Cloud, Lee	1
Saint Johns, Orange	1
San Antonio, Sarasota	1
Sanford, Volusia	1
Panama City, Walton	1
Perry, Leon	1
Perth Amboy, Monroe	1
Rio Dell, Volusia	1
Rochelle, Volusia	1
Port Saint Lucie, Orange	1
Princeton, Alachua	1
Provincetown, Collier	1
Winter Park, Osceola	1
Wood River, Polk	1
Worcester, Palm Beach	1
Wheaton, Lee	1
Wilmington, Broward	1
Wesley Chapel, Alachua	1
Umatilla, Alachua	1
University Of Central Florida, Monroe	1
Tampa, Volusia	1
Tangerine, Seminole	1
Tamarac, Seminole	1
Virginia Beach, Hernando	1
Waco, Broward	1
Washington, Broward	1
Tewksbury, Orange	1
Toms River, Dade	1
Winter Park, Alachua	1
Bronx, Broward	1
Carol Stream, Orange	1
Castleberry, Escambia	1
Buffalo, Palm Beach	1
Bryant, Alachua	1
Alanson, Bay	1
Aollywoss, Dade	1
Apo, Pasco	1
Apopka, Flagler	1
Belleair, Hillsborough	1
Bohealia, Lee	1
Blowing Rock, Polk	1
Dorchester, Orange	1
Estero, Collier	1
Fanning Springs, Levy	1
Felton, Manatee	1
Deland, Polk	1
Cumberland, Palm Beach	1
Dade City, Hillsborough	1
Dallas, Lee	1
De Leon Springs, Putnam	1
Dearborn, Lee	1
Clear Brook, Lee	1

COVID-19: characteristics of 2,275,177 Florida resident cases

Data through May 26, 2021 verified as of May 27, 2021 at 09:25 AM

Data in this report are provisional and subject to change.

The table below includes the cities and counties of residence for cases in Florida residents based on the patient's ZIP Code. Note that city is not always received as part of the initial notification and may be missing while the case is being investigated.

City and county	Cases
Charlotte, Pasco	1
Crestview, Holmes	1
College Station, Lake	1
Columbus, Brevard	1
Cookeville, Seminole	1
Cooksville, Duval	1
Coral Gable, Dade	1
Fort Myers, Dade	1
Floral, Escambia	1
Gainesville, Baker	1
Gilmer, Dade	1
Grassy Key, Monroe	1
Haledon, Dade	1
Jacksonville, Manatee	1
Jamaica, Broward	1
Kingsland, Duval	1
Kissimmee, Brevard	1
Haverford, Hillsborough	1
Herrin, Orange	1
Jersey City, Polk	1
Miamf, Dade	1
Miami G, Dade	1
Marianna, Calhoun	1
Los Angeles, Palm Beach	1
Lyndhurst, Broward	1
Magnolia Square, Osceola	1
Maitland, Alachua	1
Labelle, Dade	1
Lake In The Hills, Columbia	1
Lake Placid, Alachua	1
Lake Worth Beach, Broward	1
Lemoyne, Manatee	1
Lawrence Township, Palm Beach	1
Lander, Citrus	1
Las Vegas, Orange	1
Zolfo Springs, Polk	1
Westbrook, Dade	1
Wichita, Volusia	1
Winder Garden, Orange	1
Windermere, Leon	1
Windermere, Osceola	1
Windermere, Seminole	1
Winter Garden, Broward	1
Wells, Polk	1
Winter Garden, Pinellas	1
Yukon, Broward	1
Winter Park, Broward	1
Tulsa, Orange	1
Sun City Center, Hardee	1
Tiffin, Highlands	1
Washington, Unknown	1
Shelton, Manatee	1
Sodus, Charlotte	1
Tallahassee, Duval	1
Tampa, Palm Beach	1
Tavares, Marion	1
Temple Terrace, Pasco	1
Spring Hill , Hernando	1
Spring Hill, Dade	1

COVID-19: characteristics of 2,275,177 Florida resident cases

Data through May 26, 2021 verified as of May 27, 2021 at 09:25 AM

Data in this report are provisional and subject to change.

The table below includes the cities and counties of residence for cases in Florida residents based on the patient's ZIP Code. Note that city is not always received as part of the initial notification and may be missing while the case is being investigated.

City and county	Cases
Starke, Clay	1
Stone Mountain, Palm Beach	1
Plantation, Orange	1
Pompano Beach, Martin	1
Potomac, Palm Beach	1
Port Everglades, Broward	1
Parker, Dade	1
Parker, Leon	1
Palm Coast, Polk	1
Orlando, Columbia	1
Orlando, Indian River	1
Pacifica, Dade	1
Saint Petersburg, St. Lucie	1
Sandford, Seminole	1
Sarasota, Flagler	1
Saxis, Lee	1
Schenectady, Polk	1
Sebring, Lee	1
Rye, Duval	1
Rex, Duval	1
Navarre, Dade	1
New Orleans, Palm Beach	1
Newark, Broward	1
Newburgh, Bay	1
Newport Richey, Pasco	1
Orange Park , Duval	1
Orem, Broward	1
Orlando, Sarasota	1
Orlando, Unknown	1
Oviedo, Brevard	1
Old Town, Alachua	1
Omaha, Palm Beach	1
Ona, Manatee	1
Ocoee, Osceola	1
Okeechobee, Broward	1
North Pole, Seminole	1
North Port, Lee	1
Littleton, Dade	1
Los Angeles, Hardee	1
Maddill Air Force Base, Hillsborough	1
Manchester, Okaloosa	1
Margate, Dade	1
Marshall, Dade	1
Medford, Palm Beach	1
Miami, Manatee	1
Miami Beach, Broward	1
Middlesburg, Duval	1
Lewisburg, Pasco	1
Leesburg, Marion	1
Lake City, Hamilton	1
La Grange, Dade	1
Harrison, Pinellas	1
Holly Ridge, Orange	1
Homeless, Polk	1
Homosassa, Hernando	1
Homosassa, Citrus	1
Jerusalem, St. Johns	1
Foley, Escambia	1
Granada Hills, Broward	1

COVID-19: characteristics of 2,275,177 Florida resident cases

Data through May 26, 2021 verified as of May 27, 2021 at 09:25 AM

Data in this report are provisional and subject to change.

The table below includes the cities and counties of residence for cases in Florida residents based on the patient's ZIP Code. Note that city is not always received as part of the initial notification and may be missing while the case is being investigated.

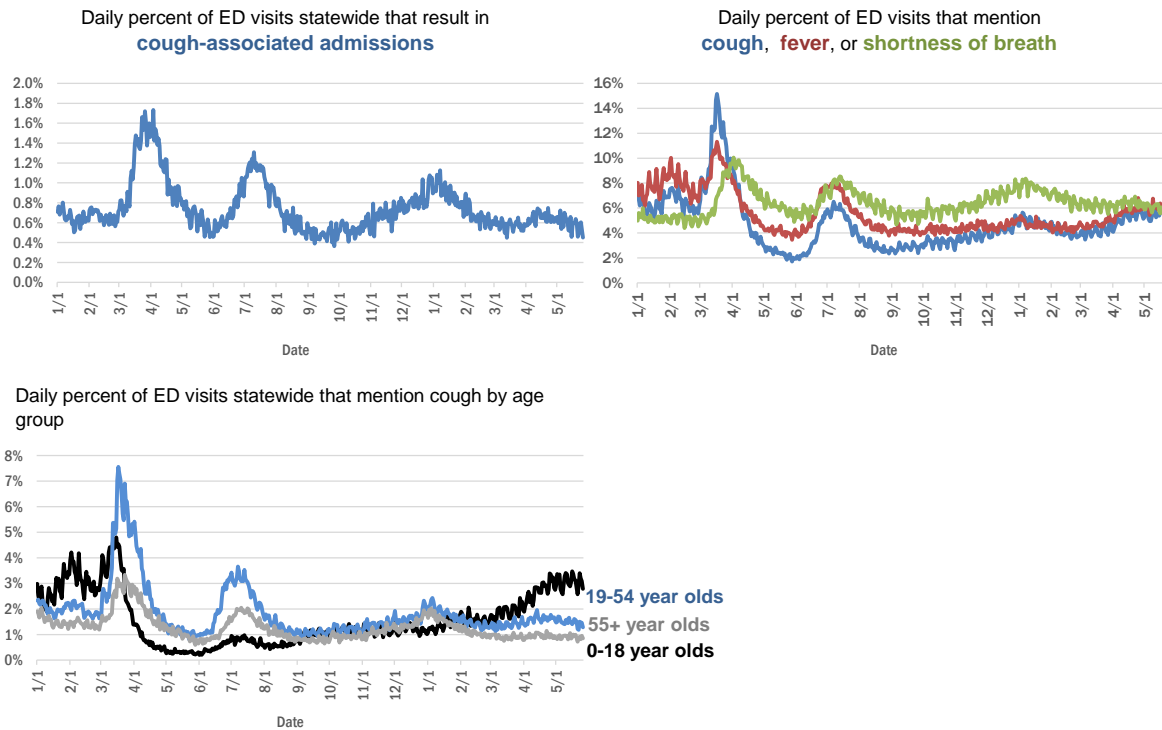
City and county	Cases
Guilford, Dade	1
Fort Myers, Manatee	1
Fort Myers-, Lee	1
Gainesville, Duval	1
Cuttler Bay, Dade	1
Cypress, Leon	1
Deland, St. Lucie	1
Deltona, Orange	1
Davenport, Orange	1
Daytona Beach, Unknown	1
East Hampton, Palm Beach	1
Altoona, Marion	1
Argyle, Walton	1
Athens, Duval	1
Bogota, Orange	1
Bal Harbor, Dade	1
Bridgeport, Dade	1
Bronx, Palm Beach	1
Bradenton, Dade	1
Bradenton, Osceola	1
Cambridge, Broward	1
Clermont, Seminole	1
Clermont, Volusia	1
Clewiston, Glades	1
Coconut Creek, Dade	1
Columbus, Dade	1
Conway, Leon	1
Coventry, Broward	1
Total	2,275,177

COVID-19: additional surveillance information

Data through May 26, 2021 verified as of May 27, 2021 at 09:25 AM

Data in this report are provisional and subject to change.

Statewide emergency department (ED) chief complaint and admission data



The Electronic Surveillance System for the Early Notification of Community-Based Epidemics (ESSENCE-FL) includes chief complaint data from 211 of 211 Florida EDs. Data are transmitted electronically to ESSENCE-FL daily or hourly.

COVID-19: testing by laboratory

Data through May 26, 2021 verified as of May 27, 2021 at 09:25 AM

Data in this report are provisional and subject to change.

The numbers in the table below represent the number of Florida and non-Florida residents for whom test results were received by the Department of Health. A person can be tested by more than one laboratory and can have both positive and negative results. **Therefore, the sum of the numbers in each column will be larger than the total number of people tested.**

Reporting lab	Inconclusive	Negative	Positive	Percent positive	Total
CURATIVE LABS	16,907	1,893,593	291,157	13%	2,201,657
LABORATORY CORPORATION OF AMERICA	2,692	1,744,865	234,840	12%	1,982,397
QUEST DIAGNOSTICS	12,599	1,460,277	212,355	13%	1,685,231
BIO REFERENCE LABORATORIES, INC	7,571	1,009,499	192,603	16%	1,209,673
HELIX	11,343	822,290	139,426	14%	973,059
NOMI_HEALTH	3,936	661,999	86,488	11%	752,423
REALTOX LABS LLC	7,101	636,024	104,287	14%	747,412
RCA LABORATORY SERVICES, LLC/GENETWORX		534,303	58,392	10%	592,695
PALM BEACH BALLPARK		446,641	49,340	10%	495,981
PWNHEALTH	2,582	382,191	50,869	12%	435,642
GENETWORX	661	390,600	33,005	8%	424,266
CDR MAGUIRE - HEALTH CARE CENTER		338,620	51,564	13%	390,184
IMPACT HEALTH BIOMETRIC TESTING, INC	1,058	244,678	29,120	11%	274,856
BPHL-JACKSONVILLE	18	211,770	36,052	15%	247,840
EAST FLORIDA STATE COLLEGE - BREVARD		212,886	26,986	11%	239,872
ADVENTHEALTH LAB	99	203,984	25,759	11%	229,842
BPHL-MIAMI	225	186,828	29,746	14%	216,799
FULGENT DIAGNOSTICS LABORATORY	4,258	186,253	21,391	10%	211,902
NOMI HEALTH LAB SERVICES		172,683	20,014	10%	192,697
MAKO GENOMICS	8,275	147,394	27,145	15%	182,814
AEGIS SCIENCES CORPORATION	1,552	156,835	23,454	13%	181,841
BAYCARE LABORATORIES LLC	705	157,345	12,874	8%	170,924
CB SMITH PARK		150,114	18,793	11%	168,907
MAYO CLINIC LABORATORIES	349	149,233	18,163	11%	167,745
ORLANDO HEALTH SYSTEM	687	145,341	14,426	9%	160,454
MEMORIAL REGIONAL HOSPITAL SOUTH	31	134,068	26,292	16%	160,391
ELABNETWORK	1,059	140,273	12,051	8%	153,383
BIOCOLLECTIONS WORLDWIDE, INC	782	123,868	14,025	10%	138,675
ASCENSION SACRED HEART HOSPITAL - PENSACOLA	2	120,120	18,258	13%	138,380
AKESOGEN		110,994	21,135	16%	132,129
TESTING MATTERS INC	1,565	108,010	20,250	16%	129,825
NORTHWEST LABORATORY	247	121,175	6,479	5%	127,901
BPHL-TAMPA (SPECTRUM BLVD)	46	100,471	18,447	16%	118,964
TAMPA GENERAL HOSPITAL	4	107,502	10,098	9%	117,604
UF HEALTH MEDICAL LAB	33	106,989	9,970	9%	116,992
ADVENT HEALTH LAB	112	101,258	13,955	12%	115,325
MEDICAL DIAGNOSTIC LABORATORIES	977	98,621	14,224	12%	113,822
BAPTIST HEALTH SOUTH FLORIDA	403	95,258	13,764	13%	109,425
DIATHERIX LABORATORIES (VRL EUROFINIS)	1	93,747	13,674	13%	107,422
KORVALABS, INC	1,286	92,851	4,759	5%	98,896
SUNPATH MEDICAL DIAGNOSTICS LABORATORY	853	81,202	12,500	13%	94,555
LAKELAND REGIONAL MEDICAL CENTER	354	79,880	10,209	11%	90,443
MINUTECLINIC LLC		77,743	12,277	14%	90,020
JACKSON MEMORIAL HOSPITAL CLINICAL LAB	79	76,698	12,743	14%	89,520
ASCENSION ST VINCENT'S - RIVERSIDE	2	78,262	10,862	12%	89,126
SOUTH MIAMI HOSPITAL LAB	483	77,826	10,491	12%	88,800

COVID-19: testing by laboratory

Data through May 26, 2021 verified as of May 27, 2021 at 09:25 AM

Data in this report are provisional and subject to change.

The numbers in the table below represent the number of Florida and non-Florida residents for whom test results were received by the Department of Health. A person can be tested by more than one laboratory and can have both positive and negative results. **Therefore, the sum of the numbers in each column will be larger than the total number of people tested.**

Reporting lab	Inconclusive	Negative	Positive	Percent positive	Total
INGENIOUS PERSONALIZED MEDICINE	305	69,601	13,478	16%	83,384
UF HEALTH SHANDS HOSPITAL	563	70,824	4,995	7%	76,382
AMERICAN HEALTH ASSOCIATES	9	68,859	5,561	7%	74,429
APPLIED INGENUITY DIAGNOSTICS LLC		68,876	3,510	5%	72,386
AIT LABORATORIES		57,225	6,974	11%	64,199
BAPTIST HEALTH - JACKSONVILLE	4	59,382	4,323	7%	63,709
GENESIS REFERENCE LABORATORIES		56,635	5,577	9%	62,212
AMELIA EARHART		52,759	8,495	14%	61,254
ADVENTIST HEALTH SYSTEMS SUNBELT INC DBA		53,351	6,934	12%	60,285
SARASOTA MEMORIAL HOSPITAL MAIN LAB	12	53,469	4,321	7%	57,802
NICKLAUS CHILDREN'S HOSPITAL	75	51,412	6,082	11%	57,569
BROWARD GENERAL MEDICAL CENTER-CLINICAL LAB	2	50,980	5,392	10%	56,374
TALLAHASSEE MEMORIAL HOSPITAL	242	49,209	5,738	10%	55,189
ARUP LABORATORIES	16	50,120	2,926	6%	53,062
FLORIDA HOSPITAL - TAMPA	37	49,182	3,738	7%	52,957
MEDFAST URGENT CARE CENTERS, LLC	20	45,980	6,782	13%	52,782
DWIC OF TAMPA BAY INC		44,292	6,023	12%	50,315
INTEGRATED REGIONAL LABORATORIES LLP	16	43,925	6,035	12%	49,976
UNIVERSITY OF MIAMI HOSPITAL	175	42,594	4,094	9%	46,863
LEE HEALTH - CAPE CORAL HOSPITAL	3	40,426	6,271	13%	46,700
MILLENNIUM PHYSICIAN GROUP	17	38,739	7,582	16%	46,338
VIRACOR EUROFINIS		36,120	9,851	21%	45,971
UF HEALTH JACKSONVILLE	62	40,650	4,476	10%	45,188
ECCO LAB GROUP CO	547	37,746	4,829	11%	43,122
MOUNT SINAI MEDICAL CENTER	18	36,868	3,771	9%	40,657
ST JOSEPHS HOSPITAL LABORATORY	23	35,765	4,337	11%	40,125
NORTH FLORIDA REGIONAL MEDICAL CENTER		36,131	3,855	10%	39,986
NIGHT LITE PEDIATRIC CENTER LLC		35,841	3,641	9%	39,482
BRANDON REGIONAL HOSPITAL		34,283	4,367	11%	38,650
GENESIS MEDICAL LABORATORY	480	31,627	5,372	14%	37,479
STS LAB 2 LLC	6	35,459	1,921	5%	37,386
ORANGE COUNTY CONVENTION CENTER		33,330	3,724	10%	37,054
WALGREENS	38	30,638	5,626	15%	36,302
MIAMI DADE COUNTY		32,091	3,527	10%	35,618
JUPITER MEDICAL CENTER LAB	88	32,269	3,043	9%	35,400
JFK MEDICAL CENTER LAB	1	30,979	3,788	11%	34,768
HOLY CROSS HOSPITAL CLINICAL LAB	1	31,421	2,819	8%	34,241
PALMETTO GENERAL HOSPITAL LAB	3	28,653	5,282	16%	33,938
WATSON CLINIC LLP		26,548	6,156	19%	32,704
AVENTUS BIO LABS	17	27,924	3,698	12%	31,639
CLEVELAND CLINIC TRADITION HOSPITAL		28,755	2,326	7%	31,081
CLEVELAND CLINIC HOSPITAL LAB	4	27,313	2,746	9%	30,063
INFINITY BIOLOGIX LLC (GINKO BIOWORKS)	118	27,365	1,261	4%	28,744
MALABAR MEDICAL WALK IN CLINIC	1	23,922	4,675	16%	28,598

COVID-19: testing by laboratory

Data through May 26, 2021 verified as of May 27, 2021 at 09:25 AM

Data in this report are provisional and subject to change.

The numbers in the table below represent the number of Florida and non-Florida residents for whom test results were received by the Department of Health. A person can be tested by more than one laboratory and can have both positive and negative results. **Therefore, the sum of the numbers in each column will be larger than the total number of people tested.**

Reporting lab	Inconclusive	Negative	Positive	Percent positive	Total
HEALTHLINK DIAGNOSTIC LABORATORIES	303	25,542	2,510	9%	28,355
MIAMI BEACH CONVENTION CENTER		26,105	2,111	7%	28,216
MORTON PLANT HOSPITAL-ADLER INSTITUTE	26	24,621	2,944	11%	27,591
ACCESS DX LABORATORY	234	24,810	2,165	8%	27,209
SAINT MARY'S MEDICAL CENTER	27	23,806	2,553	10%	26,386
LAB DIAGNOSTICS LLC	412	20,541	5,412	21%	26,365
UNITED CLINICAL LABORATORY LLC	3	23,137	2,820	11%	25,960
BAYFRONT HEALTH - ST PETERSBURG	17	22,413	2,743	11%	25,173
DRS CLACK SPENCER WHITE & MCCORMACK PA D/B/A		22,857	2,201	9%	25,058
PANCARE OF FLORIDA INC		21,443	2,581	11%	24,024
VISTA CLINICAL DIAGNOSTICS	495	20,563	2,309	10%	23,367
STATLAB_MOBILE	1	20,547	2,064	9%	22,612
HOMESTEAD HOSPITAL CLINICAL LABORATORY	27	18,628	3,731	17%	22,386
NAPLES COMMUNITY HOSPITAL	76	20,128	2,085	9%	22,289
LAWNWOOD REGIONAL MEDICAL CENTER	1	19,610	2,567	12%	22,178
PATIENTS FIRST LAKE ELLA MEDICAL CENTER PA		18,778	3,351	15%	22,129
CLARITY LAB SOLUTIONS	120	19,786	2,221	10%	22,127
LEESBURG REGIONAL MEDICAL CENTER		19,499	2,599	12%	22,098
SYNERGY DIAGNOSTIC LABORATORY	98	19,219	2,556	12%	21,873
NORTHWEST MEDICAL CENTER	1	19,204	2,528	12%	21,733
OSCEOLA REGIONAL MEDICAL CENTER	1	18,919	2,548	12%	21,468
MEMORIAL HOSPITAL JACKSONVILLE	8	18,146	2,963	14%	21,117
LABS ASAP LLC		19,221	1,737	8%	20,958
ADVENT HEALTH - DAYTONA BEACH	32	18,890	1,828	9%	20,750
EXACT SCIENCES LABORATORIES	1	18,177	2,309	11%	20,487
ORANGE PARK MEDICAL CENTER	9	17,491	2,944	14%	20,444
BETHESDA HOSPITAL EAST		18,509	1,753	9%	20,262
OAK HILL HOSPITAL		17,985	2,134	11%	20,119
DELRAY MEDICAL CENTER LAB	3	17,894	1,860	9%	19,757
MEMORIAL REGIONAL HOSPITAL CLINICAL LABORATORY	11	18,480	1,189	6%	19,680
MEDRITE MEDICAL CARE, PC	6,840	11,555	1,080	6%	19,475
NEMOURS CHILDRENS HOSPITAL	1	18,164	1,128	6%	19,293
BAPTIST HEALTH - SOUTH		17,805	1,385	7%	19,190
INDIAN RIVER PATHOLOGY LLC		17,775	1,365	7%	19,140
WEST KENDALL BAPTIST HOSPITAL	14	15,684	3,378	18%	19,076
ADVENTHEALTH CENTRA CARE LAKE BUENA VISTA		16,301	2,225	12%	18,526
LARGO MEDICAL CENTER		16,354	1,896	10%	18,250
WINTER HAVEN HOSPITAL CLINICAL LABORATORY	4	15,257	2,686	15%	17,947
MEDICAL CENTER OF TRINITY CLINICAL LABORATORY	2	16,117	1,766	10%	17,885
PALMS WEST HOSPITAL LAB	2	15,579	2,252	13%	17,833
MOLECULAR INFECTIOUS DISEASES	679	16,345	749	4%	17,773
NATIONWIDE LABORATORY SERVICES INC	572	14,976	1,921	11%	17,469
LEE DAVIS COMMUNITY RESOURCE CENTER		15,033	2,415	14%	17,448
HEALTH CENTER AT SINAI RESIDENCES		16,924	506	3%	17,430

COVID-19: testing by laboratory

Data through May 26, 2021 verified as of May 27, 2021 at 09:25 AM

Data in this report are provisional and subject to change.

The numbers in the table below represent the number of Florida and non-Florida residents for whom test results were received by the Department of Health. A person can be tested by more than one laboratory and can have both positive and negative results. **Therefore, the sum of the numbers in each column will be larger than the total number of people tested.**

Reporting lab	Inconclusive	Negative	Positive	Percent positive	Total
BIOCERNA LABS	461	14,582	2,112	12%	17,155
ACCESS MEDICAL LABORATORIES	4	8,769	8,336	49%	17,109
MERCY HOSPITAL A CAMPUS OF PLANTATION GEN HOSP LAB	1	14,520	2,425	14%	16,946
UHEALTH CORAL GABLES/LENNAR MED CTR	55	15,692	1,109	7%	16,856
LEE HEALTH - LEE MEMORIAL HOSPITAL		12,931	3,869	23%	16,800
THE HEALTHCARE DISTRICT OF PALM BEACH COUNTY	51	14,633	2,063	12%	16,747
FULGENT DIAGNOSTICS	172	15,563	1,009	6%	16,744
BAPTIST HEALTHCARE - BAPTIST HOSPITAL	6	13,368	3,369	20%	16,743
WESTSIDE REGIONAL MED CTR	2	14,281	2,333	14%	16,616
WEST FLORIDA HOSPITAL LAB	2	13,327	3,246	20%	16,575
GOOD SAMARITAN MEDICAL CENTER LAB	2	14,494	2,025	12%	16,521
REGIONAL MEDICAL CENTER BAYONET POINT	2	15,150	1,319	8%	16,471
PRIVA PATH LABS	83	15,164	1,029	6%	16,276
WELLINGTON REGIONAL MED CTR LAB	6	14,468	1,798	11%	16,272
THE VILLAGES REGIONAL HOSPITAL		14,299	1,471	9%	15,770
GULF COAST MEDICAL CENTER MICROLAB		12,413	3,251	21%	15,664
AVENTURA HOSPITAL LAB		12,807	2,775	18%	15,582
CORAL GABLES HOSPITAL CLINICAL LABORATORY		13,242	2,174	14%	15,416
CARDIOPATH	84	13,251	1,929	13%	15,264
CAPITAL REGIONAL MEDICAL CTR		12,525	2,613	17%	15,138
BAPTIST HEALTH SOUTH FLORIDA - WEST KENDALL URGENT CARE		12,606	2,414	16%	15,020
BLAKE MEDICAL CENTER		13,143	1,699	11%	14,842
WEST BOCA MEDICAL CENTER LAB		13,795	1,044	7%	14,839
PRECISION HEALTH RESOURCES LLC		13,798	967	7%	14,765
NONA SCIENTIFIC	5	11,558	3,200	22%	14,763
LEE HEALTH - HEALTH PARK MEDICAL CENTER		12,419	2,236	15%	14,655
HALIFAX MEDICAL CENTER LAB	40	12,471	2,104	14%	14,615
INDIAN RIVER MEDICAL CENTER LAB		13,669	852	6%	14,521
MANATEE MEMORIAL HOSPITAL		13,289	1,203	8%	14,492
CernerELR_Advent		12,579	1,665	12%	14,244
PHYSICIANS REGIONAL MEDICAL CENTER - PINE RIDGE RD	1	12,882	1,332	9%	14,215
PALM BEACH GARDENS MEDICAL CTR LAB		12,787	1,343	10%	14,130
FAU		12,946	1,161	8%	14,107
PLANTATION GENERAL HOSPITAL		11,897	2,070	15%	13,967
ST ANTHONY'S HOSPITAL LAB	30	12,231	1,695	12%	13,956
LAKE CITY MEDICAL CENTER		11,330	2,388	17%	13,718
ST JOSEPHS HOSPITAL	18	11,517	1,947	14%	13,482
FLORIDA HOSPITAL HEARTLAND MED CTR CLINICAL LAB	33	11,721	1,618	12%	13,372
FLORIDA MEDICAL CENTER - A CAMPUS OF NORTH SHORE	2	11,727	1,556	12%	13,285
ADVENTHEALTH CENTRA CARE WATERFORD LAKES		11,033	2,133	16%	13,166
FLORIDA LABORATORY ANALYSIS		11,523	1,586	12%	13,109
CENTRAL FLORIDA REGIONAL HOSPITAL		11,644	1,327	10%	12,971
LARKIN COMMUNITY HOSPITAL	10	11,315	1,597	12%	12,922
JOHNS HOPKINS ALL CHILDREN'S HOSPITAL		12,133	758	6%	12,891
PATHNOSTICS	47	10,345	2,488	19%	12,880
GENOVA DIAGNOSTICS LABORATORY	71	11,634	1,145	9%	12,850

COVID-19: testing by laboratory

Data through May 26, 2021 verified as of May 27, 2021 at 09:25 AM

Data in this report are provisional and subject to change.

The numbers in the table below represent the number of Florida and non-Florida residents for whom test results were received by the Department of Health. A person can be tested by more than one laboratory and can have both positive and negative results. **Therefore, the sum of the numbers in each column will be larger than the total number of people tested.**

Reporting lab	Inconclusive	Negative	Positive	Percent positive	Total
ADVENT HEALTH - WESLEY CHAPEL	14	11,594	1,180	9%	12,788
DOCTORS HOSPITAL	7	10,728	1,916	15%	12,651
NORTHSIDE HOSPITAL AND HEART INSTITUTE		11,456	1,177	9%	12,633
EXPRESS GENE MOLECULAR DIAGNOSTICS LABORATORY	1	10,937	1,597	13%	12,535
MEASE COUNTRYSIDE LAB	14	11,111	1,355	11%	12,480
HEALTHQUEST ESOTERICIS		10,770	1,682	14%	12,452
CORAL SPRINGS MED CTR		11,248	1,196	10%	12,444
FLORIDA HOSPITAL DELAND	10	10,861	1,440	12%	12,311
ADVENTHEALTH CENTRA CARE ST CLOUD	1	10,532	1,748	14%	12,281
VIKOR SCIENTIFIC	49	10,300	1,909	16%	12,258
BAPTIST HEALTH SOUTH FLORIDA - COUNTRY WALK URGENT CARE		10,179	2,069	17%	12,248
COAST DIAGNOSTICS LLC	54	10,845	1,296	11%	12,195
BINAXNOW	10	9,185	2,946	24%	12,141
LAKE CITY HM		11,145	988	8%	12,133
PWN HEALTH	17	9,962	2,091	17%	12,070
WEST PALM HOSPITAL LAB		11,140	884	7%	12,024
GENE BY GENE, GENOMICS RESEARCH CENTER LAB	44	11,177	722	6%	11,943
FLORIDA HOSPITAL WATERMAN LABORATORY	70	10,997	865	7%	11,932
AMERICAN FAMILY CARE	1	7,311	4,553	38%	11,865
SARKIS CLINICAL TRIALS	25	10,435	1,402	12%	11,862
ST MARKS HOSPITAL LABORATORY B	78	10,627	1,002	9%	11,707
H LEE MOFFITT CANCER CENTER LABORATORY	5	11,363	298	3%	11,666
LEON MEDICAL CENTERS LLC		9,371	2,270	20%	11,641
FLORIDA HOSPITAL FLAGLER	29	10,555	1,027	9%	11,611
SYNERGY LABORATORIES	37	10,333	1,239	11%	11,609
FLORIDA HOSPITAL OCALA		10,246	1,180	10%	11,426
NCF DIAGNOSTICS & DNA TECHNOLOGIES LAB	276	10,382	583	5%	11,241
OCALA REGIONAL MEDICAL CENTER		9,825	1,313	12%	11,138
NCH DOWNTOWN NAPLES HOSPITAL	18	10,209	873	8%	11,100
MEDARBOR DIAGNOSTICS	1	9,924	1,167	11%	11,092
BROWARD HEALTH NORTH CLINICAL LABORATORY		9,812	1,185	11%	10,997
LEE HEALTH CONVENIENT CARE - PAGE FIELD		9,847	1,137	10%	10,984
INDIAN RIVER MEDICAL CENTER		9,805	1,173	11%	10,978
MINUTECLINIC LLC		9,497	1,471	13%	10,968
BLUE MED CONSULTANTS		10,350	490	5%	10,840
LABSTAT LLC	39	10,302	494	5%	10,835
FLORIDA HOSPITAL OF CARROLLWOOD	23	9,240	1,520	14%	10,783
NCH NORTH NAPLES HOSPITAL	10	9,768	969	9%	10,747
NORTH SHORE MEDICAL CENTER		9,000	1,725	16%	10,725
ADVENTHEALTH CENTRA CARE CLERMONT		9,216	1,475	14%	10,691
FIRST CHOICE LABORATORY LLC	113	9,789	623	6%	10,525
LEE HEALTH - GULF COAST MEDICAL CENTER	2	8,678	1,844	18%	10,524
SANTA ROSA MEDICAL CENTER	2	8,860	1,586	15%	10,448
LARKIN COMMUNITY HOSPITAL INC DBA CARDIOTROPIC		6,822	3,619	35%	10,441
AVECINA MEDICAL	4	6,210	4,212	40%	10,426
FLORIDA HOSPITAL ZEPHYRHILLS	10	9,243	1,154	11%	10,407

COVID-19: testing by laboratory

Data through May 26, 2021 verified as of May 27, 2021 at 09:25 AM

Data in this report are provisional and subject to change.

The numbers in the table below represent the number of Florida and non-Florida residents for whom test results were received by the Department of Health. A person can be tested by more than one laboratory and can have both positive and negative results. **Therefore, the sum of the numbers in each column will be larger than the total number of people tested.**

Reporting lab	Inconclusive	Negative	Positive	Percent positive	Total
ANNE BATES LEACH EYE HOSPITAL/ ABLEH MICROBIOLOGY LABORATORY	9	10,256	135	1%	10,400
PARAMOUNT URGENT CARE	4	6,709	3,654	35%	10,367
ST LUCIE MEDICAL CENTER		8,628	1,736	17%	10,364
BAPTIST HEALTH - BEACHES		9,608	704	7%	10,312
ADVENTHEALTH CENTRA CARE UNIVERSITY	1	9,076	1,212	12%	10,289
ADVENTHEALTH CENTRA CARE WINTER GARDEN	1	9,007	1,166	11%	10,174
ADVENTHEALTH CENTRA CARE WINTER PARK		9,077	1,056	10%	10,133
CLEVELAND CLINIC MARTIN NORTH HOSPITAL		9,038	1,036	10%	10,074
P4 CLINICAL, LLC	205	8,843	998	10%	10,046
MEMORIAL HOSPITAL WEST LABORATORY SERVICES	15	9,053	847	9%	9,915
CLEVELAND CLINIC MARTIN SOUTH HOSPITAL	1	8,866	1,014	10%	9,881
SRQ DRIVE THROUGH		8,944	905	9%	9,849
MEMORIAL HOSPITAL MICRO		9,163	621	6%	9,784
BAPTIST HEALTH SOUTH FLORIDA - MIAMI LAKES URGENT CARE		7,709	2,043	21%	9,752
ADVENTHEALTH CENTRA CARE LAKELAND	1	8,394	1,347	14%	9,742
AVECINA	20	9,009	706	7%	9,735
UNIVERSITY HOSPITAL AND MEDICAL CENTER		8,259	1,466	15%	9,725
BOSTON HEART DIAGNOSTICS CORP		8,486	1,219	13%	9,705
PALM BEACH BALL PARK		8,608	1,040	11%	9,648
SOUTH BAY HOSPITAL CLINICAL LAB	1	8,463	984	10%	9,448
ADVENTHEALTH CENTRA CARE HUNTERS CREEK	3	8,145	1,220	13%	9,368
BAYCARE COMMUNITY HEALTH		9,084	199	2%	9,283
QDX PATHOLOGY SERVICES	2	8,811	435	5%	9,248
INFORM DIAGNOSTICS, INC		8,702	532	6%	9,234
ADVENTHEALTH CENTRA CARE LEE ROAD		8,236	991	11%	9,227
WEST MARION COMMUNITY HOSPITAL LAB		7,776	1,436	16%	9,212
BAYFRONT HEALTH - PORT CHARLOTTE		8,521	689	7%	9,210
POINCIANA MEDICAL CENTER		7,260	1,902	21%	9,162
ADVENTHEALTH CENTRA CARE SANFORD		8,013	1,141	12%	9,154
MINUTECLINIC LLC #1067		7,856	1,252	14%	9,108
FLORIDA HOSPITAL FISH MEMORIAL	19	7,742	1,329	15%	9,090
LAKEWOOD RANCH MEDICAL CENTER		8,302	695	8%	8,997
CERNERELR_BAYCARE	43	8,320	616	7%	8,979
KD MEDICAL CHOICE LLC	5	8,169	775	9%	8,949
ADVENTHEALTH EXPRESS CARE		7,427	1,520	17%	8,947
MORTON PLANT-MEASE	5	7,920	865	10%	8,790
WELLINGTON REGIONAL MEDICAL CENTER		8,082	663	8%	8,745
GENOSUR LLC	29	8,586	104	1%	8,719
ADVENTHEALTH CENTRA CARE APOPKA	1	7,458	1,239	14%	8,698
EGLIN AIR FORCE BASE	14	6,860	1,807	21%	8,681
ISPM LABS, LLC DBA CAPSTONE DIAGNOSTICS, LLC		8,258	406	5%	8,664
ADVENTHEALTH CENTRA CARE LAKE MARY	2	7,548	1,104	13%	8,654
ATLANTIS URGENT CARE	12	6,820	1,809	21%	8,641
ADVENTHEALTH CENTRA CARE DR PHILLIPS		7,735	860	10%	8,595
HIALEAH HOSPITAL	4	6,702	1,846	22%	8,552
EMERALD COAST URGENT CARE		6,774	1,774	21%	8,548

COVID-19: testing by laboratory

Data through May 26, 2021 verified as of May 27, 2021 at 09:25 AM

Data in this report are provisional and subject to change.

The numbers in the table below represent the number of Florida and non-Florida residents for whom test results were received by the Department of Health. A person can be tested by more than one laboratory and can have both positive and negative results. **Therefore, the sum of the numbers in each column will be larger than the total number of people tested.**

Reporting lab	Inconclusive	Negative	Positive	Percent positive	Total
ADVENTHEALTH CENTRA CARE MOUNT DORA		7,280	1,265	15%	8,545
BAPTIST HEALTH SOUTH FLORIDA - WESTCHESTER URGENT CARE		7,061	1,463	17%	8,524
ARCPPOINT LABS OF FORT MYERS	5	7,529	968	11%	8,502
ADVENTIST HEALTH SYSTEMS, SUNBELT INC		7,336	1,163	14%	8,499
ADVENTHEALTH CENTRA CARE KISSIMMEE		7,591	876	10%	8,467
SPORTS DRUG TESTING LABORATORY	175	8,050	240	3%	8,465
HOLMES REG MED CENTER CLINICAL LAB		7,594	845	10%	8,439
PARAMOUNT URGENT CARE INC	1	5,608	2,704	33%	8,313
AVECINA MEDICAL OAKLEAF	3	6,977	1,330	16%	8,310
MINUTECLINIC LLC #8396		7,046	1,210	15%	8,256
EMPIRE CITY LABORATORIES INC	102	7,028	1,120	14%	8,250
OVIEDO MEDICAL CENTER		7,416	829	10%	8,245
BAPTIST HEALTH SOUTH FLORIDA - DORAL URGENT CARE		6,669	1,575	19%	8,244
CERNERELR_BAPTISTMIAMI	31	7,313	862	11%	8,206
SPECTOR SCIENTIFIC LAB	22	7,025	1,144	14%	8,191
PHARMCO RX	2	7,793	358	4%	8,153
MINUTECLINIC		6,961	1,144	14%	8,105
BAPTIST HEALTH - NASSAU		7,690	388	5%	8,078
MINUTE CLINIC LLC		7,089	949	12%	8,038
DYNIX DIAGNOSTIX		7,158	762	10%	7,920
ADVENTHEALTH CENTRA CARE ALTAMONTE		6,927	986	12%	7,913
COMMUNITY HEALTH CENTERS OF PINELLAS INC	2	6,354	1,424	18%	7,780
ST PETERSBURG GENERAL HOSPITAL		6,679	1,092	14%	7,771
SUNCOAST PATHOLOGY ASSOCIATES		7,134	630	8%	7,764
MEDEXPRESS URGENT CARE OF BOYNTON BEACH LLC		7,126	635	8%	7,761
ADVENT HEALTH - HEART OF FLORIDA ER	1	6,730	1,007	13%	7,738
IMPERIAL POINT MEDICAL CENTER		7,052	661	9%	7,713
MEDEXPRESS URGENT CARE HUDSON		6,579	1,063	14%	7,642
MEDEXPRESS URGENT CARE	2	5,300	2,280	30%	7,582
NCH NORTH NAPLES HOSPITAL LAB	15	6,733	833	11%	7,581
ADVENTHEALTH CENTRA CARE AZALEA PARK		6,438	1,077	14%	7,515
MINUTECLINIC LLC #3703		6,016	1,360	18%	7,376
AHCC WESLEY CHAPEL		6,504	848	12%	7,352
ST JOSEPHS NORTH HOSPITAL LAB	7	6,257	1,057	14%	7,321
HOLIDAY CVS LLC		6,872	408	6%	7,280
ADVENTHEALTH CENTRA CARE OVIEDO		6,259	1,000	14%	7,259
MEDIPATH LLC		6,634	617	9%	7,251
AVERO DIAGNOSTICS - IRVING	11	6,755	479	7%	7,245
ACUTIS DIAGNOSTICS	171	5,898	1,165	16%	7,234
UNKNOWN	7	3,652	3,538	49%	7,197
CLINICAL REFERENCE LABORATORY	2	6,805	372	5%	7,179
FLORIDA COMMUNITY HEALTH CENTER		5,817	1,362	19%	7,179
FORT WALTON BEACH MEDICAL CENTER		6,208	959	13%	7,167
FLORIDA FAMILY LABORATORY, INC DBA	72	6,571	502	7%	7,145
FLORIDA HOSPITAL NORTH PINELLAS	11	6,477	558	8%	7,046
ANGEL KIDS PEDIATRICS		6,645	368	5%	7,013

COVID-19: testing by laboratory

Data through May 26, 2021 verified as of May 27, 2021 at 09:25 AM

Data in this report are provisional and subject to change.

The numbers in the table below represent the number of Florida and non-Florida residents for whom test results were received by the Department of Health. A person can be tested by more than one laboratory and can have both positive and negative results. **Therefore, the sum of the numbers in each column will be larger than the total number of people tested.**

Reporting lab	Inconclusive	Negative	Positive	Percent positive	Total
RAULERSON HOSPITAL		6,095	906	13%	7,001
SOLARIS DIAGNOSTICS	11	6,320	615	9%	6,946
MEDCOMP SCIENCES LLC	147	4,645	2,141	31%	6,933
LUMINUS DIAGNOSTICS		6,286	562	8%	6,848
LABORATORY OF FLORIDA LLC	41	6,108	598	9%	6,747
DOCTORS URGENT CARE LLC	1	5,544	1,202	18%	6,747
PEDIATRIC HEALTH CARE ALLIANCE PA		6,185	519	8%	6,704
PUTNAM COMMUNITY MEDICAL CENTER		5,872	820	12%	6,692
VISTA CLINICAL	8	3,927	2,743	41%	6,678
ADVENTHEALTH CENTRA CARE PORT ORANGE		5,637	997	15%	6,634
ADVENTHEALTH CENTRA CARE LONGWOOD	1	5,783	843	13%	6,627
MICROGEN DX	4	5,872	734	11%	6,610
ADVENTHEALTH CENTRA CARE SOUTH ORANGE		5,683	912	14%	6,595
ADVENTHEALTH CENTRA CARE ORANGE LAKE		5,765	812	12%	6,577
BAPTIST HEALTH SOUTH FLORIDA - PEMBROKE PINES URGENT CARE		5,423	1,103	17%	6,526
SOUTH FLORIDA BAPTIST HOSPITAL MICRO	4	5,396	1,095	17%	6,495
DOCTORS URGENT CARE OF LUTZ LLC	1	5,281	1,192	18%	6,474
URGENT CARE OF THE PALM BEACHES		5,419	1,051	16%	6,470
NORTHWEST FLORIDA COMMUNITY HOSPITAL	47	4,931	1,491	23%	6,469
ADVENTHEALTH CENTRA CARE SAND LAKE		5,716	707	11%	6,423
PRO CLINIC		5,308	1,104	17%	6,412
MEDEXPRESS URGENT CARE - GOLDEN GATE		5,613	783	12%	6,396
COASTAL MED URGENT CARE		4,691	1,621	26%	6,312
BAPTIST HEALTH - NORTH		5,094	1,202	19%	6,296
ADVENTHEALTH CENTRA CARE WINTER HAVEN	1	4,977	1,315	21%	6,293
ALTRU DIAGNOSTICS INC	4	5,953	302	5%	6,259
MINUTECLINIC LLC # 0709		5,284	955	15%	6,239
ADVENTHEALTH CENTRA CARE LEESBURG		5,121	1,093	18%	6,214
MEDEXPRESS URGENT CARE - ROYAL PALM BEACH		5,511	680	11%	6,191
HEALTH FIRST ADVENTHEALTH CENTRA CARE - TITUSVILLE		5,245	928	15%	6,173
MEDEXPRESS URGENT CARE - ESTERO		5,508	655	11%	6,163
PALMS OF PASADENA HOSPITAL		5,440	595	10%	6,035
BAPTIST HEALTH SOUTH FLORIDA - KENDALE LAKES URGENT CARE		4,898	1,103	18%	6,001
WESTCHESTER HOSPITAL	23	4,909	1,023	17%	5,955
BAYFRONT HEALTH - VENICE REGIONAL MEDICAL	1	5,374	537	9%	5,912
PARAMOUNT URGENT CARE - WINDERMERE	3	4,012	1,875	32%	5,890
DOCTORS HOSPITAL OF SARASOTA CLINICAL LABORATORY		5,127	731	12%	5,858
MINUTECLINIC LLC #3662		5,035	821	14%	5,856
THE CENTER FOR URGENT CARE	3	4,923	920	16%	5,846
TALLHASSEE PRIMARY CARE ASSOCIATES		5,201	632	11%	5,833
URGENT CARE CURE	2	5,020	804	14%	5,826
MINUTECLINIC LLC # 3930		5,036	768	13%	5,804
HEALTH FIRST ADVENTHEALTH CENTRA CARE GATEWAY	1	5,219	579	10%	5,799
HIGHLANDS REGIONAL MEDICAL CENTER		4,905	891	15%	5,796
BAPTIST HEALTH SOUTH FLORIDA - TAMiami TRAIL URGENT CARE		4,662	1,102	19%	5,764
MEDEXPRESS URGENT CARE PALM BEACH GARDENS		5,221	543	9%	5,764

COVID-19: testing by laboratory

Data through May 26, 2021 verified as of May 27, 2021 at 09:25 AM

Data in this report are provisional and subject to change.

The numbers in the table below represent the number of Florida and non-Florida residents for whom test results were received by the Department of Health. A person can be tested by more than one laboratory and can have both positive and negative results. **Therefore, the sum of the numbers in each column will be larger than the total number of people tested.**

Reporting lab	Inconclusive	Negative	Positive	Percent positive	Total
MEDICAL DNA LABS LLC	3	5,257	502	9%	5,762
SUNRISE MEDICAL LABORATORIES	2	5,325	411	7%	5,738
MEDEXPRESS URGENT CARE - LAKELAND		5,009	703	12%	5,712
ESCAMBIA COMMUNITY CLINICS INC	8	4,346	1,353	24%	5,707
MINUTECLINIC LLC #1771		4,841	843	15%	5,684
BAYFRONT HEALTH - SEVEN RIVERS		5,187	488	9%	5,675
BAPTIST HEALTH SOUTH FLORIDA - CORAL SPRINGS URGENT CARE		4,843	796	14%	5,639
MINUTECLINIC LLC #3463		4,741	875	16%	5,616
QUICK CARE MED PL	2	4,764	830	15%	5,596
BAYFRONT HEALTH - BROOKSVILLE		4,971	577	10%	5,548
MINUTECLINIC LLC #7225		4,749	797	14%	5,546
BAYFRONT HEALTH - SPRING HILL		5,064	452	8%	5,516
BAYFRONTVENICEREGIONAL		5,294	180	3%	5,474
ADVENTHEALTH PROMPT CARE	2	4,069	1,380	25%	5,451
TROPICANA FIELD - LOT 2	19	4,935	495	9%	5,449
MINUTECLINIC LLC # 0514		4,792	648	12%	5,440
VENTURE MEDICAL OF FLORIDA LLC		4,998	439	8%	5,437
BAPTIST HEALTH SOUTH FLORIDA - PINECREST URGENT CARE		4,664	764	14%	5,428
BETHESDA HOSPITAL WEST		4,878	542	10%	5,420
FLAGLER HOSPITAL LABORATORY	8	4,240	1,169	22%	5,417
BAPTIST HEALTH SOUTH FLORIDA - CORAL GABLES URGENT CARE		4,501	887	16%	5,388
BAPTIST HEALTH SOUTH FLORIDA - PALMETTO BAY URGENT CARE		4,498	848	16%	5,346
MINUTECLINIC LLC #5253		4,457	873	16%	5,330
MINUTECLINIC LLC #3291		4,603	710	13%	5,313
BAPTIST HEALTH SOUTH FLORIDA - CORAL GABLES (UNIVERSITY) URGENT CARE		4,561	727	14%	5,288
MINUTECLINIC LLC 5852		4,584	680	13%	5,264
MARTIN HOSPITAL SOUTH LAB		4,966	293	6%	5,259
BAYFRONT HEALTH - PUNTA GORDA		4,863	391	7%	5,254
MINUTECLINIC LLC #3631		4,494	734	14%	5,228
TRINITY SPRINGS		4,436	729	14%	5,165
MEASE DUNEDIN HOSPITAL	5	4,612	547	11%	5,164
ASCENSION SACRED HEART - EMERALD COAST		4,334	802	16%	5,136
CARENOW URGENT CARE	2	3,505	1,623	32%	5,130
DESOTO MEMORIAL HOSPITAL	3	4,284	833	16%	5,120
MINUTECLINIC LLC #3814		4,391	709	14%	5,100
MINUTECLINIC LLC #7887		4,551	548	11%	5,099
ADVENTHEALTH CENTRA CARE COLONIAL TOWN	2	4,537	558	11%	5,097
MINUTECLINIC LLC #5249		4,174	892	18%	5,066
STEWART ROCKLEDGE HOSPITAL	8	4,531	481	10%	5,020
MINUTECLINIC LLC #5190		4,168	834	17%	5,002
MINUTECLINIC LLC #5854		4,185	815	16%	5,000
PREMIER URGENT CARE OF BREVARD LLC	4	4,390	604	12%	4,998
MEDEXPRESS URGENT CARE CAPE CORAL		4,285	706	14%	4,991
ADVENTIST HEALTH SYSTEMS SUNBELT IN DBA		4,401	570	11%	4,971
SCION LAB SERVICES LLC	26	4,566	379	8%	4,971
ENGLEWOOD COMMUNITY HOSPITAL		4,518	423	9%	4,941

COVID-19: testing by laboratory

Data through May 26, 2021 verified as of May 27, 2021 at 09:25 AM

Data in this report are provisional and subject to change.

The numbers in the table below represent the number of Florida and non-Florida residents for whom test results were received by the Department of Health. A person can be tested by more than one laboratory and can have both positive and negative results. **Therefore, the sum of the numbers in each column will be larger than the total number of people tested.**

Reporting lab	Inconclusive	Negative	Positive	Percent positive	Total
MINUTECLINIC LLC # 3686		4,221	707	14%	4,928
PHYSICIANS REGIONAL MEDICAL CENTER - COLLIER BLVD	1	3,979	940	19%	4,920
MEMORIAL HOSPITAL- MIRAMAR	12	4,544	335	7%	4,891
PALMS MEDICAL GROUP	5	3,408	1,464	30%	4,877
TWIN CITIES HOSPITAL	1	4,324	545	11%	4,870
LAKESIDE MEDICAL CENTER		3,921	887	18%	4,808
MINUTECLINIC LLC #4201		4,209	559	12%	4,768
MINUTECLINIC LLC #4458		4,006	723	15%	4,729
MOFFITT CANCER CENTER	6	4,612	107	2%	4,725
US BIOTEK LABORATORIES	15	4,333	371	8%	4,719
ADVENT HEALTH - NEW SMYRNA		4,019	691	15%	4,710
MINUTECLINIC LLC #7886		4,100	608	13%	4,708
MEDEXPRESS URGENT CARE LEHIGH ACRES		4,064	640	14%	4,704
MARION E FETHER MEDICAL CENTER, THE		4,249	436	9%	4,685
HOLIDAY CVS LLC DBA CVS PHARMACY #5154		4,531	123	3%	4,654
EXACT SCIENCES LABORATORIES, LLC		4,277	373	8%	4,650
NIGHT LITE PEDIATRICS	4	3,347	1,264	27%	4,615
MINUTECLINIC LLC #1807		3,915	700	15%	4,615
PREMIER MEDICAL	2	4,494	95	2%	4,591
AFC PHYSICIANS OF FLORIDA		3,615	959	21%	4,574
LOWER KEYS MEDICAL CENTER		4,240	329	7%	4,569
ACCU REFERENCE MEDICAL LAB	9	3,743	810	18%	4,562
MINUTECLINIC LLC #3257		3,867	686	15%	4,553
MINUTECLINIC, LLC (CLINIC 10699)		4,027	507	11%	4,534
MINUTECLINIC, LLC #3204		3,817	698	15%	4,515
AMELIA URGENT CARE		2,809	1,694	38%	4,503
GENESIS DIAGNOSTICS		4,238	255	6%	4,493
MINUTECLINIC LLC #4415		3,827	655	15%	4,482
MINUTECLINIC LLC #5924		3,924	546	12%	4,470
BAYA PHARMACY & URGENT CARE		3,299	1,133	26%	4,432
VA PAIN CLINIC	10	4,256	161	4%	4,427
DOCTORS TEST CENTERS		3,922	495	11%	4,417
MINUTECLINIC LLC #5214		3,813	589	13%	4,402
VITRO MOLECULAR LABORATORIES	50	3,992	345	8%	4,387
ADVENTHEALTH CENTRA CARE		3,880	482	11%	4,362
MINUTECLINIC LLC # 3579		3,645	692	16%	4,337
PARAMOUNT URGENT CARE - ORLANDO		3,188	1,140	26%	4,328
ST. LUCIE MEDICAL CTR.		4,254	57	1%	4,311
MINUTECLINIC, LLC #5817		3,606	670	16%	4,276
MINUTECLINIC LLC #3748		3,540	733	17%	4,273
MINUTECLINIC LLC #7973		3,695	565	13%	4,260
MINUTECLINIC LLC # 7933		3,757	444	11%	4,201
MINUTECLINIC LLC #3255		3,742	452	11%	4,194
MINUTECLINIC LLC #7173		3,663	529	13%	4,192
PARAMOUNT URGENT CARE - OVIEDO		3,229	961	23%	4,190
BAPTIST HEALTH SOUTH FLORIDA - DAVIE URGENT CARE		3,437	740	18%	4,177

COVID-19: testing by laboratory

Data through May 26, 2021 verified as of May 27, 2021 at 09:25 AM

Data in this report are provisional and subject to change.

The numbers in the table below represent the number of Florida and non-Florida residents for whom test results were received by the Department of Health. A person can be tested by more than one laboratory and can have both positive and negative results. **Therefore, the sum of the numbers in each column will be larger than the total number of people tested.**

Reporting lab	Inconclusive	Negative	Positive	Percent positive	Total
MINUTECLINIC LLC #3003		3,465	692	17%	4,157
MINUTECLINIC, LLC #4015		3,367	783	19%	4,150
PRECISION HEALTH SOLUTIONS		3,952	189	5%	4,141
MINUTECLINIC LLC #5216		3,597	528	13%	4,125
MINUTECLINIC LLC #1055		3,403	716	17%	4,119
PROHEALTH	3	2,477	1,621	40%	4,101
ADVENTHEALTH CENTRA CARE KIDS LAKE MARY		3,797	302	7%	4,099
NIGHT LITE PEDIATRICS URGENT CARE	1	3,421	649	16%	4,071
BAPTIST HEALTH SOUTH FLORIDA - WESTON URGENT CARE		3,525	534	13%	4,059
MINUTECLINIC LLC #6007		3,537	520	13%	4,057
MINUTECLINIC LLC #3705		3,612	436	11%	4,048
WALGREEN CO	2	3,570	445	11%	4,017
ADVENT HEALTH CENTRA CARE -WINTER PARK KIDS URGENT CARE	4	3,688	307	8%	3,999
BARTOW REGIONAL MEDICAL CENTER	1	3,367	622	16%	3,990
MINUTECLINIC LLC #3654		3,385	604	15%	3,989
MEDONE PLLC		3,070	906	23%	3,976
HEALTH FIRST ADVENTHEALTH CENTRA CARE COCOA		3,584	389	10%	3,973
HEALTH FIRST ADVENTHEALTH CENTRA CARE MALABAR		3,562	380	10%	3,942
MEDEXPRESS URGENT CARE - VERO BEACH		3,436	493	13%	3,929
LAKELAND REGIONAL HEALTH PABLO		3,471	446	11%	3,917
MINUTECLINIC LLC #1821		3,490	415	11%	3,905
MINUTECLINIC, LLC # 4469		3,458	428	11%	3,886
PHYSICIANS PRIMARY CARE	2	3,537	344	9%	3,883
MINUTECLINIC LLC #1350		3,460	422	11%	3,882
MEDSTAR LABORATORY INC	9	3,868	5	0%	3,882
BRASHEAR'S VITAL CARE CORP		3,082	799	21%	3,881
HEALTH CARE DISTRICT OF PALM BEACH COUNTY	2	3,604	273	7%	3,879
MC DIAGNOSTIC OF CONNECTICUT, PC #2220		3,329	533	14%	3,862
BAPTIST HEALTH - CLAY		3,395	460	12%	3,855
MINUTECLINIC LLC #476		3,354	495	13%	3,849
MEDEXPRESS URGENT CARE - DELAND		3,403	443	12%	3,846
MINUTECLINIC LLC #3285		3,407	439	11%	3,846
SIPARADIGM LLC	59	3,511	265	7%	3,835
MINUTECLINIC LLC #8381		3,349	473	12%	3,822
BAPTIST HEALTH SOUTH FLORIDA - BRICKELL URGENT CARE		3,175	639	17%	3,814
BMCT Molecular Diagnostics Subsection		3,242	569	15%	3,811
BAPTIST HEALTH EMERGENCY CENTER COUNTRY WALK	1	3,233	548	14%	3,782
MINUTECLINIC LLC #5157		3,346	435	12%	3,781
MINUTECLINIC LLC #3648		3,105	672	18%	3,777
BAPTIST HEALTH URGENT CARE AT SAWGRASS		3,103	612	16%	3,715
VERILY LIFE SCIENCES	3	3,634	77	2%	3,714
MINUTECLINIC LLC #4612		3,090	614	17%	3,704
MINUTECLINIC LLC #4024		3,230	441	12%	3,671
MINUTECLINIC LLC #3635		3,190	459	13%	3,649
PRIMEHEALTH URGENT CARE INC		3,119	528	14%	3,647
MIDWAY SPECIALTY CARE CENTER DIAGNOSTICS	38	3,335	241	7%	3,614

COVID-19: testing by laboratory

Data through May 26, 2021 verified as of May 27, 2021 at 09:25 AM

Data in this report are provisional and subject to change.

The numbers in the table below represent the number of Florida and non-Florida residents for whom test results were received by the Department of Health. A person can be tested by more than one laboratory and can have both positive and negative results. **Therefore, the sum of the numbers in each column will be larger than the total number of people tested.**

Reporting lab	Inconclusive	Negative	Positive	Percent positive	Total
CLARITY LAB SOLUTIONS LLC		3,608	4	0%	3,612
ADVENTHEALTH CENTRA CARE CONWAY		3,082	530	15%	3,612
MARINERS HOSPITAL	1	3,167	317	9%	3,485
GESSLER CLINIC	2	2,441	1,030	30%	3,473
BAPTIST HEALTH - OAKLEAF		2,925	521	15%	3,446
MEMORIAL HOSPITAL PEMBROKE	3	3,050	381	11%	3,434
MEDEXPRESS FORT MYERS		3,011	419	12%	3,430
ADVENT HEALTH - DADE CITY		3,022	407	12%	3,429
MINUTECLINIC LLC #214		2,879	535	16%	3,414
MEDIQUICK URGENT CARE CENTERS INC		2,660	751	22%	3,411
IMMOKALEE CHD		3,155	234	7%	3,389
ACCESS POINT HEALTHCARE URGENT & PRIMARY CARE	2	2,666	716	21%	3,384
HEALTH CENTRAL CLINICAL LABORATORY		2,927	422	13%	3,349
MEDEXPRESS URGENT CARE CORAL SPRINGS		2,963	369	11%	3,332
AFC PHYSICIANS OF FLORIDA PA		2,730	570	17%	3,300
MINUTECLINIC LLC #1815		2,961	338	10%	3,299
SELECT LABORATORIES - MARION COUNTY, FL LLC	5	2,973	316	10%	3,294
BAY MEDICAL CENTER SACRED HEART HEALTH SYSTEM		2,625	665	20%	3,290
JACKSON HOSPITAL CLINICAL LABORATORY		2,908	369	11%	3,277
MINUTECLINIC LLC #3236		2,879	391	12%	3,270
JUPITER MEDICAL CENTER URGENT CARE		2,565	663	21%	3,228
CHARLES AIESI CONSULTING INC	17	2,887	320	10%	3,224
MEDEXPRESS URGENT CARE - CLEWISTON		2,671	509	16%	3,180
LAKE WALES MEDICAL CENTER INC		2,822	357	11%	3,179
MINUTECLINIC LLC		2,808	352	11%	3,160
GENOME LLC	2	2,942	207	7%	3,151
NXGEN MDX LLC	7	2,795	346	11%	3,148
EMERGENCY PHYSICIANS MEDICAL CENTER		1,930	1,184	38%	3,114
PARRISH MEDICAL CENTER	2	2,722	386	12%	3,110
KEYS AHEC SCHOOL MEDICAL CLINIC	15	2,939	153	5%	3,107
MINUTECLINIC LLC #5069		2,588	495	16%	3,083
MINUTECLINIC LLC #8927		2,612	466	15%	3,078
GRAVITY DIAGNOSTICS, LLC	10	2,826	223	7%	3,059
VETERANS AFFAIRS MEDICAL CENTER - ORLANDO	1	1,343	1,699	56%	3,043
CAREFAST+	1	2,217	803	27%	3,021
APALACHEE CORRECTIONAL INSTITUTION EAST UNIT		2,965	34	1%	2,999
MEDEXPRESS URGENT CARE BOCA RATON		2,724	262	9%	2,986
BAPTIST HEALTHCARE - GULF BREEZE HOSPITAL	3	2,486	493	17%	2,982
MEDEXPRESS PORT CHARLOTTE		2,635	315	11%	2,950
MINUTECLINIC LLC #5187		2,562	368	13%	2,930
BAPTIST HEALTH SOUTH FLORIDA - MIAMI BEACH URGENT CARE		2,484	430	15%	2,914
DR G'S URGENT CARE		2,536	378	13%	2,914
FLORIDA MEDICAL CLINIC	3	1,383	1,524	52%	2,910
AMELIA EXPRESS CARE LLC	10	2,542	351	12%	2,903
TAMPA COMMUNITY HOSPITAL		2,497	398	14%	2,895
STONE CLINICAL LABORATORIES		2,790	96	3%	2,886

COVID-19: testing by laboratory

Data through May 26, 2021 verified as of May 27, 2021 at 09:25 AM

Data in this report are provisional and subject to change.

The numbers in the table below represent the number of Florida and non-Florida residents for whom test results were received by the Department of Health. A person can be tested by more than one laboratory and can have both positive and negative results. **Therefore, the sum of the numbers in each column will be larger than the total number of people tested.**

Reporting lab	Inconclusive	Negative	Positive	Percent positive	Total
WALGREENS ORLANDO	3	2,540	340	12%	2,883
MINI ER WATERFORD LAKES, THE		2,452	381	13%	2,833
DONALD W ROBERTSON DO PA		2,214	614	22%	2,828
PATIENTS FIRST - THOMASVILLE ROAD		2,530	295	10%	2,825
MINUTECLINIC LLC #3637		2,257	556	20%	2,813
BOND URGENT CARE LLC		2,140	672	24%	2,812
CITRUS MEMORIAL HOSPITAL LABORATORY		2,253	541	19%	2,794
CELESTA MEDICAL SERVICES LLC DBA - AMERICAN RESEARCH LABS		2,544	236	8%	2,780
OPTUM LABS LLC	1	2,545	222	8%	2,768
SACRED HEART HEALTH SYSTEM, INC	1	1,875	875	32%	2,751
EMERALD COAST URGENT CARE, LLC	1	2,062	678	25%	2,741
BAPTIST HEALTH EMERGENCY CENTER AT WEST CORAL WAY		2,286	452	17%	2,738
NCHMD INC		2,313	410	15%	2,723
PHYSICIANS STAT LAB INC	6	2,472	169	6%	2,647
ASCENSION SACRED HEART - GULF		2,055	571	22%	2,626
ADVENT HEALTH - OCALA		2,124	447	17%	2,571
INTELEX LABS, LLC		2,476	84	3%	2,560
WHOLE FAMILY HEALTH CENTER INC		2,027	532	21%	2,559
PENSACOLA PEDIATRICS PA	1	2,372	180	7%	2,553
PHYSICIANS STAT LAB	3	1,125	1,418	56%	2,546
CORE DIAGNOSTIC LABORATORIES LLC	17	2,175	342	13%	2,534
WHITE WILSON MEDICAL CENTER		1,101	1,410	56%	2,511
EMERALD COAST URGENT CARE LLC		1,825	657	26%	2,482
NCH NORTHEAST	7	1,944	522	21%	2,473
TOM LEE COMMUNITY HEALTH CENTER	1	1,785	683	28%	2,469
COMMUNITY HEALTH NORTHWEST FLORIDA	4	1,857	554	23%	2,415
FG RAPID RESULTS	6	1,995	398	17%	2,399
ASSOCIATED PATHOLOGISTS, LLC	3	1,982	399	17%	2,384
MARTIN HEALTH SYSTEM - ST LUCIE WEST		2,167	203	9%	2,370
BIO-TECH CLINICAL LABORATORIES INC		2,019	322	14%	2,341
UNIVERSITY OF NORTH FLORIDA STUDENT HEALTH		2,257	81	3%	2,338
MEDICAL CONSULTANTS OF FLORIDA, LLC	2	1,982	344	15%	2,328
BAYFRONT HEALTH - CITRUS HILLS		2,064	252	11%	2,316
PHYSICIAN ASSOCIATES		2,070	241	10%	2,311
LEE HEALTH - COCONUT POINT CLINICAL LAB	2	1,872	433	19%	2,307
FIU-HEALTH AUXILIARY LABORATORY	6	2,152	138	6%	2,296
ABSOLUTE GENOMICS	3	2,021	270	12%	2,294
BARDMOOR LABORATORY	9	1,948	329	14%	2,286
MINUTECLINIC, LLC #3245		1,867	403	18%	2,270
ARCPPOINT LABS		1,586	670	30%	2,256
ADVANCED MEDICAL OF NAPLES LLC		2,004	251	11%	2,255
LITTLE PINE PEDIATRICS	1	1,955	279	12%	2,235
AMERICAN SCIENTIFIC LABORATORIES LLC		2,174	57	3%	2,231
READY RESPONDERS FLORIDA, PLLC		1,934	294	13%	2,228
PRIMEHEALTH URGENT CARE	1	1,865	361	16%	2,227
DOC SMILEYS URGENT CARE LLC		1,830	397	18%	2,227

COVID-19: testing by laboratory

Data through May 26, 2021 verified as of May 27, 2021 at 09:25 AM

Data in this report are provisional and subject to change.

The numbers in the table below represent the number of Florida and non-Florida residents for whom test results were received by the Department of Health. A person can be tested by more than one laboratory and can have both positive and negative results. **Therefore, the sum of the numbers in each column will be larger than the total number of people tested.**

Reporting lab	Inconclusive	Negative	Positive	Percent positive	Total
PROHEALTH MEDICAL CLINIC		1,566	650	29%	2,216
FLOWERS HOSPITAL		2,010	192	9%	2,202
GENESIS LABORATORY MANAGEMENT	16	1,829	262	12%	2,107
MIAMI JEWISH HEALTH SYSTEMS		2,013	90	4%	2,103
OPTUMCARE FLORIDA LLC		1,762	340	16%	2,102
GENUS3		1,999	74	4%	2,073
STATMED OCALA	7	1,842	197	10%	2,046
ED FRASER MEMORIAL HOSPITAL		1,779	263	13%	2,042
BROAD INSTITUTE CLINICAL SEQUENCING RESEARCH PLATFORM	17	1,926	73	4%	2,016
LAKE BALDWIN		1,924	90	4%	2,014
PATIENTS FIRST LAKE ELLA MEDICAL CENTER		1,813	195	10%	2,008
SUNRISE URGENT CARE ASSOCIATES LLC D/B/A	10	1,430	559	28%	1,999
WILLIAM OWEN PASS PARK		1,738	257	13%	1,995
MEDLAB DIAGNOSTICS, LLC		1,863	125	6%	1,988
DOC SMILEY'S URGENT CARE		1,706	247	13%	1,953
BROWNWOOD CARE CENTER		1,710	236	12%	1,946
MEDFAST URGENT CARE CENTERS LLC	2	608	1,334	69%	1,944
LABORATORY SPECIALISTS OF MICHIGAN		1,601	333	17%	1,934
PROJECT HEALTH, INC SUMTERVILLE	5	1,559	335	18%	1,899
PEDIATRIC HEALTH CARE ALLIANCE - NORTHDAL		1,734	162	9%	1,896
COLLIER URGENT CARE CENTERS CREEKSIDE		1,678	208	11%	1,886
ER QUICKCARE PL		1,613	267	14%	1,880
QUICK CARE MED		1,511	357	19%	1,868
SPEARHEAD MEDICAL		1,725	134	7%	1,859
NEIGHBORHOOD MEDICAL CENTER INC	17	1,647	187	10%	1,851
PARAMOUNT URGENT CARE - CLERMONT		1,087	759	41%	1,846
VRL EUROFIN		1,801	43	2%	1,844
SPARROW HEALTHCARE	2	1,578	254	14%	1,834
CYPRESS VILLAGE	1	1,801	30	2%	1,832
ADVENTHEALTH CENTRA CARE TRINITY		1,569	246	14%	1,815
KETAMINE HEALTH CENTERS LLC	1	1,661	152	8%	1,814
MEDEXPRESS URGENT CARE - JAX ATLANTIC BLVD		1,577	234	13%	1,811
FLORIDA DEPARTMENT OF HEALTH IN POLK COUNTY	2	1,384	417	23%	1,803
NORTH VISTA HOSPITAL LABORATORY		1,493	302	17%	1,795
IGENOMIX USA LLC	55	1,574	165	9%	1,794
NORTH SHORE LONG ISLAND JEWISH HEALTH	1	1,694	96	5%	1,791
MYTEST DIAGNOSTICS		1,684	83	5%	1,767
CARENOW URGENT CARE - FORT PIERCE		1,336	428	24%	1,764
SHELL POINT NURSING PAVILION	1	1,677	78	4%	1,756
RIVER TOWN DIAGNOSTIC LLC		1,470	286	16%	1,756
ACCESS MEDICAL LABS		959	791	45%	1,750
PARAMOUNT URGENT CARE VILLAGES		1,145	603	34%	1,748
LABTECH DIAGNOSTIC		1,449	295	17%	1,744
FIRST QUALITY LABORATORY		1,637	106	6%	1,743
BREVARD HEALTH ALLIANCE INC, THE		1,625	115	7%	1,740
Community_Health		1,533	199	11%	1,732

COVID-19: testing by laboratory

Data through May 26, 2021 verified as of May 27, 2021 at 09:25 AM

Data in this report are provisional and subject to change.

The numbers in the table below represent the number of Florida and non-Florida residents for whom test results were received by the Department of Health. A person can be tested by more than one laboratory and can have both positive and negative results. **Therefore, the sum of the numbers in each column will be larger than the total number of people tested.**

Reporting lab	Inconclusive	Negative	Positive	Percent positive	Total
LPG COCONUT POINT		1,480	249	14%	1,729
CAREMED CLINIC LLC	1	1,387	318	19%	1,706
BAPTIST HEALTH SOUTH FLORIDA - KEY BISCANE URGENT CARE EXPRESS		1,498	201	12%	1,699
JW PLASTIC SURGERY		1,449	246	15%	1,695
UNIVERSITY OF ALABAMA AT BIRMINGHAM		1,629	48	3%	1,677
ST ANNES NURSING CENTER		1,637	33	2%	1,670
CAREFAST MURABELLA		1,104	539	33%	1,643
BAPTIST HEALTH SOUTH FLORIDA - COUNTRY WALK URGENT CARE EXPRESS		1,383	252	15%	1,635
ELLENTON URGENT CARE		1,385	238	15%	1,623
OPTEO LABORATORY		1,578	36	2%	1,614
PRIMARY CARE SOUTH INC		1,112	501	31%	1,613
NORTH FLORIDA PEDIATRICS - LAKE CITY		1,375	230	14%	1,605
MATRIX CLINICAL LABS (FORMERLY BIOCERNA LLC)	13	1,419	169	11%	1,601
ASSURANCE SCIENTIFIC LABORATORIES	1	1,311	283	18%	1,595
FAMILY HEALTH CENTERS OF SOUTHWEST FLORIDA INC		1,450	145	9%	1,595
BAPTIST HEALTHCARE - JAY HOSPITAL	3	1,209	380	24%	1,592
6TH MEDICAL GROUP - MCDILL AFB	3	1,474	106	7%	1,583
UHEALTH CLINIC AT WALGREENS		1,280	300	19%	1,580
NYU HOSPITALS CENTER CLINICAL LABORATORIES		1,530	49	3%	1,579
MELBOURNE MEDICAL LABORATORY	2	1,367	205	13%	1,574
GROWING TOGETHER PEDIATRICS LLC		1,489	80	5%	1,569
ADDICTION LABS OF AMERICA	3	1,478	85	5%	1,566
EUROFINS NTD, LLC		1,517	45	3%	1,562
PALM BEACH ATLANTIC UNIVERSITY		1,502	52	3%	1,554
MINUTE CLINIC INCORPORATE		1,482	65	4%	1,547
PEDIATRICS OF CENTRAL FLORIDA PA	20	1,433	76	5%	1,529
SMA LAB	12	1,350	164	11%	1,526
INNOVATIVE TRANSFUSION MEDICINE, INC	11	1,336	179	12%	1,526
NORTH OKALOOSA MEDICAL CENTER		1,154	357	24%	1,511
CREEKSIDE CARE CENTER	1	1,321	188	12%	1,510
TREASURE COAST MEDICAL ASSOCIATES INC		749	760	50%	1,509
PALM BAY HOSPITAL CLINICAL LABORATORY		1,093	401	27%	1,494
BETHESDA HEALTH URGENT CARE		1,282	206	14%	1,488
PROJECT HEALTH INC	4	1,266	214	14%	1,484
ADVANCE MEDICAL OF NAPLES		327	1,124	77%	1,451
EAST LAKE PEDIATRICS		1,310	137	9%	1,447
TEMPUS CLINICAL LABORATORY	10	1,279	156	11%	1,445
STEWART REFERENCE LABORATORY	1	896	547	38%	1,444
UHEALTH DEERFIELD BEACH/UMSYLVESTER DEERFIELD BEACH LABORATORY	3	1,380	55	4%	1,438
CARE ONE OF FLORIDA LLC		1,077	351	25%	1,428
PATIENTS CHOICE LABORATORIES		831	593	42%	1,424
COASTAL LABORATORIES	1	1,132	288	20%	1,421
USF MORSANI CENTER FOR ADVANCED HEALTH CARE		1,250	169	12%	1,419
AMELIA EXPRESS CARE	1	772	643	45%	1,416
INTERLACHEN PEDIATRICS PA		1,337	66	5%	1,403
PALM HARBOR PHARMACY		1,214	173	12%	1,387

COVID-19: testing by laboratory

Data through May 26, 2021 verified as of May 27, 2021 at 09:25 AM

Data in this report are provisional and subject to change.

The numbers in the table below represent the number of Florida and non-Florida residents for whom test results were received by the Department of Health. A person can be tested by more than one laboratory and can have both positive and negative results. **Therefore, the sum of the numbers in each column will be larger than the total number of people tested.**

Reporting lab	Inconclusive	Negative	Positive	Percent positive	Total
ST PETERSBURG PEDIATRICS	1	1,244	127	9%	1,372
ADVANCED DIAGNOSTIC LABORATORY		1,323	47	3%	1,370
VAVA PARTNERS LLC		529	834	61%	1,363
ASCENSION ST VINCENT'S - SOUTHSIDE		1,308	49	4%	1,357
XPRESS URGENT CARE	4	1,132	206	15%	1,342
HALIFAX MEDICAL CENTER-PORT ORANGE LAB		1,170	170	13%	1,340
INTERLACHEN PEDIATRICS		1,288	47	4%	1,335
NAPLES URGENT CARE	1	882	452	34%	1,335
BERNHARDT LABORATORIES	3	1,228	97	7%	1,328
LAB24 INC	3	643	677	51%	1,323
ADVENTHEALTH EXPRESS CARE AT WALGREENS		1,140	181	14%	1,321
HOLIDAY CVS LLC DBA CVSPHARMACY #5155		1,242	73	6%	1,315
NORTH FLORIDA PEDIATRICS-TALLAHASSEE	1	1,206	108	8%	1,315
MINUTECLINIC LLC #3281		1,150	162	12%	1,312
MIDWAY SPECIATLY CARE CENTER	3	1,086	222	17%	1,311
PENSACOLA PEDIATRICS PA - TIGER POINT	24	1,161	122	9%	1,307
SOLARIS HEALTHCARE PALATKA		1,197	106	8%	1,303
FISHERMENS HOSPITAL CLINICAL LAB		1,190	100	8%	1,290
MILLER BIOCONNECT		1,192	95	7%	1,287
BREVARD HEALTH ALLIANCE		969	315	25%	1,284
COASTAL PEDIATRIC GROUP		1,118	163	13%	1,281
LOOP PEDIATRICS PA	3	1,102	172	13%	1,277
TYNDALL AIR FORCE BASE		1,050	225	18%	1,275
PROFESSIONAL HEALTH EXAMINERS DBA PROHEALTH	1	1,040	230	18%	1,271
STAGEZERO LIFE SCIENCES INC	4	1,161	105	8%	1,270
ARCPPOINT LABS OF CORAL SPRINGS FL		992	263	21%	1,255
APLS SERVICES LLC D/B/A CLEAR DIAGNOSTICS	21	1,195	28	2%	1,244
CATALYST WALK IN CLINIC		995	244	20%	1,239
LAB DOCTOR		1,090	143	12%	1,233
EPN URGENT CARE NAPLES	2	792	423	35%	1,217
ALTAMONTE MD		982	233	19%	1,215
CLINICORE		1,124	91	7%	1,215
NORTH FLORIDA MEDICAL GROUP		1,042	166	14%	1,208
MILLENNIA ADVANCED SCIENTIFIC LLC		1,144	59	5%	1,203
CLARITY LABS		1,085	109	9%	1,194
CAPE CANAVERAL HOSPITAL		868	320	27%	1,188
BHA CENTRAL COUNTY CLINIC		1,056	110	9%	1,166
PROFESSIONAL HEALTH EXAMINERS		1,003	153	13%	1,156
CHURCH OF SCIENTOLOGY FLAG SERVICE ORGANIZATION		1,097	54	5%	1,151
SPRING HILL HEALTH AND REHABILITATION CENTER		1,121	28	2%	1,149
PRIMARY CARE OF THE TREASURE COAST		1,009	138	12%	1,147
MINUTECLINIC, LLC DBA MINUTECLINIC #4717		1,099	43	4%	1,142
NORTH FL SOUTH GA HCS-LAKE CITY	3	1,102	37	3%	1,142
CAPSTONE HEALTHCARE		802	330	29%	1,132
PENSACOLA PEDIATRICS	2	1,031	97	9%	1,130
GENEIQ		1,064	65	6%	1,129

COVID-19: testing by laboratory

Data through May 26, 2021 verified as of May 27, 2021 at 09:25 AM

Data in this report are provisional and subject to change.

The numbers in the table below represent the number of Florida and non-Florida residents for whom test results were received by the Department of Health. A person can be tested by more than one laboratory and can have both positive and negative results. **Therefore, the sum of the numbers in each column will be larger than the total number of people tested.**

Reporting lab	Inconclusive	Negative	Positive	Percent positive	Total
PEDIATRIC HEALTHCARE ALLIANCE		1,066	59	5%	1,125
VERITAS GENETICS	61	945	119	11%	1,125
DEPT OF VA MEDICAL CENTER - MIAMI	10	1,058	52	5%	1,120
CLINICAL ENTERPRISE, INC		1,094	25	2%	1,119
CHILDRENS MEDICAL ASSOCIATION		1,028	88	8%	1,116
EMERALD COAST PEDIATRICS		1,058	57	5%	1,115
LENCO MEDICAL LABORATORY		1,051	58	5%	1,109
THE HEALTH CENTER OF PLANT CITY		1,026	82	7%	1,108
BAPTIST HEALTH - MD ANDERSON CANCER CENTER		1,101	6	1%	1,107
24 HOUR PEDIATRIC CARE CENTER	4	1,027	74	7%	1,105
XYZ LABORATORY	8	943	146	13%	1,097
EAST LAKE PEDIATRICS PA		1,000	96	9%	1,096
Fernandina Beach Rehabilitation and Nursing Center	1	1,076	19	2%	1,096
CVS HEALTH	1	866	223	20%	1,090
WOODLANDS MEDICAL SPECIALISTS		816	270	25%	1,086
SOUTHEAST ALABAMA MEDICAL CENT		1,023	62	6%	1,085
HENDRY REGIONAL MEDICAL CENTER CLINICAL LABORATORY		817	264	24%	1,081
SOLARIS HEALTHCARE CHARLOTTE HARBOR		1,018	56	5%	1,074
C.W. BILL YOUNG VA MEDICAL CENTER	1	23	1,050	98%	1,074
NORTH SHORE LIJ URGENT CARE PC		1,006	61	6%	1,067
AMERICAN FAMILY CARE PENSACOLA WEST		533	533	50%	1,066
JACKSONVILLE BEACH PEDIATRIC CARE CENTER		988	74	7%	1,062
RAINBOW RIVER MEDICAL LABORATORY		978	83	8%	1,061
RESTORE HEALTH URGENT CARE		861	193	18%	1,054
WHITE-WILSON MEDICAL CENTER - FORT WALTON BEACH		1,023	26	2%	1,049
FAST TRACK URGENT CARE CENTER		5	1,038	100%	1,043
COVANCE CLINICAL RESEARCH UNIT INC		1,014	27	3%	1,041
CONSULATE HEALTH CARE OF NEW PORT RICHEY	2	909	127	12%	1,038
VRL EUROFINIS - DALLAS		1,024	13	1%	1,037
NORTH FLORIDA PEDIATRICS PA - SUWANNEE	3	897	131	13%	1,031
VERITOR		852	162	16%	1,014
WHITE WILSON MEDICAL CENTER PA - NAVARRE		883	131	13%	1,014
PHAROS HEALTH		756	258	25%	1,014
HISTOPATHOLOGY SERVICES, LLC		903	111	11%	1,014
E-LAB OF FLORIDA		923	90	9%	1,013
EMED LABS, LLC	3	990	20	2%	1,013
CALHOUN LIBERTY HOSPITAL		841	170	17%	1,011
DAIRY ROAD URGENT CARE	2	847	161	16%	1,010
MEDICAL CENTER OF DELTONA, INC		874	135	13%	1,009
PALM GARDEN OF PORT SAINT LUCIE		993	12	1%	1,005
DEPARTMENT OF CLINICAL LABS	2	980	21	2%	1,003
MOORINGS PARK INSTITUTE, INC, THE		961	39	4%	1,000
VIERA HOSPITAL, INC		805	192	19%	997
TOTAL RENAL LABORATORIES INC DBA DAVITA LABS	1	864	129	13%	994
LAKELAND REGIONAL HEALTH - PWC/OB		36	954	96%	990
WELL HEALTH WORKS	24	885	80	8%	989

COVID-19: testing by laboratory

Data through May 26, 2021 verified as of May 27, 2021 at 09:25 AM

Data in this report are provisional and subject to change.

The numbers in the table below represent the number of Florida and non-Florida residents for whom test results were received by the Department of Health. A person can be tested by more than one laboratory and can have both positive and negative results. **Therefore, the sum of the numbers in each column will be larger than the total number of people tested.**

Reporting lab	Inconclusive	Negative	Positive	Percent positive	Total
NORTH FLORIDA PEDIATRICS PA	2	865	119	12%	986
UNIVERSITY OF WEST FLORIDA STUDENT HEALTH SERVICES	1	855	128	13%	984
ANY LAB TEST NOW	2	698	281	29%	981
REDI MED LLC		797	183	19%	980
GULF COAST VILLAGE		931	43	4%	974
Point of Care Testing	1	128	839	87%	968
PALACE NURSING HOME & REHAB CENTER		923	43	4%	966
LEE COUNTY EMERGENCY MEDICAL SERVICE	1	826	131	14%	958
TACACHALE CLINICAL LABORATORY	1	905	51	5%	957
BOND CLINIC PA PEDIATRICS DEPT		892	62	6%	954
NCHMD, INC SOUTHEAST IMMEDIATE CARE		751	201	21%	952
MOLECULAR TESTING LABS		862	90	9%	952
Victoria Nursing and Rehabilitation Center		892	55	6%	947
INTEGRITY LABORATORIES, LLC	4	773	165	18%	942
COASTAL PHYSICIANS, LLC		762	179	19%	941
ABBOTT LABORATORIES		815	123	13%	938
ENCOMPASS HEALTH		916	22	2%	938
PRINCIPLE LABORATORY	8	906	24	3%	938
EXPRESS PHARMACY		857	73	8%	930
GENE TOX WORLDWIDE	60	736	125	14%	921
DOCTOR'S MEMORIAL HOSPITAL		751	169	18%	920
CLINICAL PATHOLOGY LABS INC		830	87	9%	917
AFC URGENT CARE CLEARWATER	1	197	714	78%	912
J AND G MEDICAL GROUP LLC		761	150	16%	911
WATSON THERAPEUTICS INC	1	864	39	4%	904
CRUCIAL CARE EMERGENCY MEDICINE DOCTORS		720	177	20%	897
LIFE CARE CENTER OF NEW PORT RICHEY		855	41	5%	896
MINUTECLINIC LLC, #10357		890	6	1%	896
CARITHERS PEDIATRIC GROUP		835	61	7%	896
Tampa Lakes Health and Rehabilitation Center	2	819	73	8%	894
PALM GARDEN OF VERO BEACH		840	51	6%	891
FAMILY HEALTH CENTERS OF SWF LABS	2	765	124	14%	891
PRIMARY CARE SERVICES AT ST ANDREWS ESTATES		884	3	0%	887
AMERICAN MEDICAL RESPONSE		876	10	1%	886
POINT WASHINGTON MEDICAL CLINIC	1	664	213	24%	878
RUSKIN HEALTH CENTER	1	594	280	32%	875
PRIMARY CARE SERVICES AT INDIAN RIVER ESTATES		849	26	3%	875
ORLANDO HEALTH AND REHAB CENTER		828	45	5%	873
PEDIATRIC HEALTHCARE ALLIANCE PA		809	63	7%	872
ADVENTHEALTH MEDICAL GROUP PROMPT CARE		639	233	27%	872
BRISTOL AT TAMPA, THE	4	840	22	3%	866
CITY MEDICAL OF NEW JERSEY, PC		787	77	9%	864
Southern Oaks Care Center	1	819	38	4%	858
VALENCIA HILLS HEALTH AND REHABILITATION CENTER		839	18	2%	857
FLORIDA GULF COAST UNIVERSITY		656	196	23%	852
CENTRAL FLORIDA HEALTH CARE INC		727	124	15%	851

COVID-19: testing by laboratory

Data through May 26, 2021 verified as of May 27, 2021 at 09:25 AM

Data in this report are provisional and subject to change.

The numbers in the table below represent the number of Florida and non-Florida residents for whom test results were received by the Department of Health. A person can be tested by more than one laboratory and can have both positive and negative results. **Therefore, the sum of the numbers in each column will be larger than the total number of people tested.**

Reporting lab	Inconclusive	Negative	Positive	Percent positive	Total
ADVENT HEALTH - DELTONA ER		706	144	17%	850
LIFEBRITE	2	609	233	28%	844
AUGUSTUS LABS LLC		696	148	18%	844
BUFFALO CROSSING HEALTHCARE & REHABILITATION CTR		821	19	2%	840
CareATC - Jackson	120	673	46	5%	839
PEDIATRICS IN BREVARD PA		768	71	8%	839
VITAS HEALTHCARE CORPORATION OF FLA	1	830	7	1%	838
DYNIX DIAGNOSTICS	2	545	285	34%	832
PHYSICIANS PRIMARY CARE OF SOUTHWEST FLORIDA	1	797	33	4%	831
PEBBLEBROOK PHARMACY	1	689	139	17%	829
MEDONE URGENT CARE CENTER		604	224	27%	828
BOND AND STEELE CLINIC PA		611	215	26%	826
GOLDEN GATE FAMILY CLINIC		332	494	60%	826
THE PRESERVE		806	17	2%	823
PALM GARDEN OF CLEARWATER		800	18	2%	818
FLORIDA HOSPITAL ORLANDO		743	74	9%	817
FLAGLER COUNTY HEALTH DEPARTMENT	3	634	179	22%	816
ASAP LABS LLC	7	655	151	19%	813
ORANGE BLOSSOM FAMILY HEALTH		761	50	6%	811
ASCENSION ST VINCENT'S - CLAY		775	35	4%	810
MANOR CARE HEALTH SERVICES - FT MYERS		773	31	4%	804
SEMINOLE NURSING PAVILION		794	8	1%	802
NITE LITE PEDIATRICS		234	564	71%	798
NONE		308	489	61%	797
TELESCOPE HEALTH LLC	4	671	121	15%	796
NATURE COAST MEDICAL GROUP		649	146	18%	795
DXTERITY DIAGNOSTICS	3	745	45	6%	793
Crestview Rehabilitation Center	5	655	129	16%	789
ETHOS WELLNESS PHARMACY		737	52	7%	789
ADVENT HEALTH - WESTCHASE ER		692	95	12%	787
MOUNT SINAI LABORATORY		748	38	5%	786
KENDALL HEALTHCARE PROPERTIES DBA	2	752	30	4%	784
HEARTLAND PEDIATRICS OF LAKE WALES		702	80	10%	782
WILLOWBROOKE COURT AT EDGEWATER POINTE ESTATES		770	9	1%	779
RAINBOW PEDIATRIC CENTER PA		731	48	6%	779
LIFE CARE CENTER OF PENSACOLA		725	51	7%	776
SAINTS 120 LLC	1	738	34	4%	773
VENICE REGIONAL BAYFRONT HEALTH (PULMONARY)		637	135	17%	772
SOUTHERN LABORATORY SERVICES OF NWF		729	40	5%	769
BOCA GRANDE HEALTH CLINIC		724	41	5%	765
NAIA		762	1	0%	763
PALM BEACH COUNTY FIREFIGHTERS HEALTH CLINIC, LLC		657	106	14%	763
ORLANDO ORTHOPAEDIC OUTPATIENT SURGERY CENTER LLC		755	5	1%	760
CARE ONE OF FLORIDA	1	574	185	24%	760
MAIN STREET MEDICAL CENTER		226	529	70%	755
CLINICAL LABS OF HAWAII		750	4	1%	754

COVID-19: testing by laboratory

Data through May 26, 2021 verified as of May 27, 2021 at 09:25 AM

Data in this report are provisional and subject to change.

The numbers in the table below represent the number of Florida and non-Florida residents for whom test results were received by the Department of Health. A person can be tested by more than one laboratory and can have both positive and negative results. **Therefore, the sum of the numbers in each column will be larger than the total number of people tested.**

Reporting lab	Inconclusive	Negative	Positive	Percent positive	Total
MORSELIFE MEMORY CARE RESIDENCE		740	11	1%	751
NORTHEAST FLORIDA NEUROLOGY CLINICS, INC		637	113	15%	750
MANOR PINES CONVALESCENT CENTER LLC	1	724	24	3%	749
LIFE CARE CENTER OF ORANGE PARK		713	34	5%	747
ADVENT HEALTH LAB - ORLANDO		434	312	42%	746
OCALA FAMILY MEDICAL CENTER INC	2	643	100	13%	745
FHMG FLORIDA HOSPITAL MEDICAL GROUP	1	696	46	6%	743
ARTHREX MEDICAL CENTER	1	581	161	22%	743
EDEN SPRINGS NURSING AND REHAB CENTER		630	112	15%	742
CLIFFORD CHESTER SIMS STATE VETERANS		729	13	2%	742
SANTA ROSA MEDICAL GROUP		575	166	22%	741
AFC URGENT CARE		297	442	60%	739
BALDWIN PEDIATRICS	1	703	35	5%	739
MANOR CARE NURSING CENTER OF SARASOTA FL LLC		651	88	12%	739
Signature HealthCare Center of Waterford		699	39	5%	738
FORT MYERS INTERNAL MEDICINE, LLC		667	70	9%	737
GULF COAST MOLECULAR LABORATORIES	13	611	110	15%	734
ADVENT HEALTH - TIMBERRIDGE ER		622	110	15%	732
MEDONE URGENT CARE AT ST. AUGUSTINE		270	461	63%	731
DIAMOND RIDGE HEALTH AND REHABILITATION		694	36	5%	730
BAPTIST PRIMARY CARE	2	599	128	18%	729
AMERICA'S PHARMACY LLC		645	84	12%	729
JOHN KNOX VILLAGE HEALTH CENTER		694	34	5%	728
FLORIDA HOSPITAL WAUCHULA		562	165	23%	727
PALM GARDEN OF OCALA	5	620	102	14%	727
VETERANS AFFAIRS MEDICAL CENTER	1	45	681	94%	727
INTERNAL MEDICINE & PEDIATRICS OF TAMPA BAY PA		647	80	11%	727
NCH HEALTHCARE SYSTEM MICROBIOLOGY LAB		2	723	100%	725
NAPLES CHILDREN'S URGENT CARE		638	84	12%	722
NCH HEALTHCARE BONITA		577	145	20%	722
DISNEY COVID TEST SITE		703	17	2%	720
ADVENTHEALTH MEDICAL GROUP PROMPT CAR	1	527	190	26%	718
ADDINGTON PLACE AT WELLINGTON GREEN		705	11	2%	716
SIGNATURE HEALTHCARE OF BROOKWOOD GARDENS		705	11	2%	716
SUWANNEE HEALTH AND REHABILITATION CENTER		710	5	1%	715
CHILDRENS CLINIC WEST FLORIDA PEDIATRICS		658	57	8%	715
QUOTIENT SCIENCES		688	24	3%	712
EMERALD SHORES HEALTH AND REHABILITATION		608	102	14%	710
QUALITOX LABORATORIES		520	190	27%	710
HOLMES REGIONAL MEDICAL CENTER		11	697	98%	708
VITAS HEALTHCARE CORP OF CENTRAL FL		680	26	4%	706
MEDICAL FP - WHOLE FAMILY HEALTH CENTER		586	120	17%	706
GRAND COURT TAMPA		702	4	1%	706
RIVER GARDEN HEBREW HOME FOR THE AGED		645	59	8%	704
MAYFLOWER ASSISTED LIVING		689	7	1%	696
PREMIER MEDICAL LABORATORY SERVICES	2	468	225	32%	695

COVID-19: testing by laboratory

Data through May 26, 2021 verified as of May 27, 2021 at 09:25 AM

Data in this report are provisional and subject to change.

The numbers in the table below represent the number of Florida and non-Florida residents for whom test results were received by the Department of Health. A person can be tested by more than one laboratory and can have both positive and negative results. **Therefore, the sum of the numbers in each column will be larger than the total number of people tested.**

Reporting lab	Inconclusive	Negative	Positive	Percent positive	Total
GOLDEN GLADES NURSING & REHABILITATION CTR		655	40	6%	695
SABAL PALMS HEALTH AND REHAB		631	63	9%	694
COLLIER COUNTY JAIL		691	3	0%	694
MICHAEL A MIDDLETON MD PA□		655	34	5%	689
PALM GARDEN OF TAMPA		654	33	5%	687
CLEWISTON NURSING AND REHABILITATION CENTER		669	14	2%	683
FLORIDA HOSPITAL MEDICAL GROUP		415	267	39%	682
FLORIDA STATE HOSPITAL CLINICAL LABORATORY		675	7	1%	682
SHORE ACRES CARE CENTER		635	40	6%	675
TREE HOUSE PEDIATRICS PLLC		606	68	10%	674
Plantation Bay Rehabilitation Center		650	24	4%	674
MINI ER ADULT AND PEDIATRIC URGENT CARE		574	98	15%	672
BODYK		658	13	2%	671
VIERA VA OPC		658	11	2%	669
FIRST CHOICE PEDIATRICS		545	121	18%	666
LIFE CARE CENTER OF HILLIARD		643	22	3%	665
SOLARIS HEALTHCARE BAYONET POINT		641	21	3%	662
HARBOUR HEALTH CENTER		643	19	3%	662
ST JOHN'S NURSING CENTER		637	25	4%	662
NSPIRE HEALTHCARE MIAMI LAKES	8	638	15	2%	661
HMA SANTA ROSA MEDICAL CENTER LLC DBA		538	123	19%	661
WILLOW BROOKE COURT AT INDIAN RIVER ESTATES		613	46	7%	659
VETERANS AFFAIRS MEDICAL CENTER - JAMES A HALEY			658	100%	658
POINT OF CARE TESTING SITE		630	26	4%	656
FLORIDA DEPARTMENT OF HEALTH IN CALHOUN COUNTY		505	147	23%	652
MAVERICK LABS		461	191	29%	652
MID-FLORIDA PATHOLOGY		483	168	26%	651
DBI HEALTH INC		634	16	2%	650
BONIFAY NURSING AND REHAB CENTER		617	33	5%	650
XPRESS URGENT CARE- PORT ST. LUCIE		484	165	25%	649
Consulate Health Care of North Fort Myers		630	16	2%	646
SEBASTIAN RIVER MEDICAL CENTER	3	456	183	29%	642
SOLARIS HEALTHCARE LAKE CITY		538	103	16%	641
BALDOMERO LOPEZ STATE VETERANS NURSING HOME	2	633	6	1%	641
EXPRESS URGENT CARE LLC		1	640	100%	641
CHILDRENS MEDICAL ASSOCIATION PA		570	70	11%	640
WELL-BEING MEDICAL CENTER PLLC		572	67	10%	639
CONTINENTAL CLINICAL RESEARCH, LLC		557	75	12%	632
PALM GARDEN OF ORLANDO		596	34	5%	630
PHYSICIANS PRIMARY CARE LAB	1	552	77	12%	630
PIONEER CLINICAL LAB LLC		514	115	18%	629
CONSULATE HEALTHCARE OF VERO BEACH	14	532	83	13%	629
AFC URGENT CARE FAMILY CARE		1	628	100%	629
DAVITA LABS	4	613	11	2%	628
ANCIENT CITY PEDIATRICS	1	599	28	4%	628
GEORGIA PUBLIC HEALTH LABORATORY		585	42	7%	627

COVID-19: testing by laboratory

Data through May 26, 2021 verified as of May 27, 2021 at 09:25 AM

Data in this report are provisional and subject to change.

The numbers in the table below represent the number of Florida and non-Florida residents for whom test results were received by the Department of Health. A person can be tested by more than one laboratory and can have both positive and negative results. **Therefore, the sum of the numbers in each column will be larger than the total number of people tested.**

Reporting lab	Inconclusive	Negative	Positive	Percent positive	Total
FLORIDA HOSPITAL HEARTLAND MED CTR LAKE PLACID		499	128	20%	627
HOSPICE OF THE FLORIDA SUNCOAST,THE		616	10	2%	626
ENCOMPASS HEALTH REHABILITATION HOSPITAL OF SUNRISE	8	607	8	1%	623
PARTICLE THEORY LABS		598	25	4%	623
VILLA MARIA NURSING & REHAB CENTER INC	1	604	17	3%	622
THERADOC		152	470	76%	622
SUNSHINE URGENT CARE LLC		463	157	25%	620
HOPE HOSPICE AND COMMUNITY SERVICES INC	14	585	21	3%	620
INNOVATIVE GENOMICS, LLC	10	558	50	8%	618
NEW YORK HOSPITAL LABORATORIES	1	600	16	3%	617
LORI MCAULIFFE MD PA		563	51	8%	614
The Manor at Blue Water Bay		551	63	10%	614
JAMES A HALEY VETERANS HOSPITAL		2	611	100%	613
FOUNTAIN MANOR HEALTH AND REHAB CENTER	1	590	22	4%	613
PALMETTO FAMILY HEALTHCARE	1	401	211	34%	613
AFC URGENT CARE SEMINOLE	1		610	100%	611
HOLY CROSS HOSPITAL		13	598	98%	611
Solaris Healthcare Daytona	2	556	52	9%	610
URGENT CARE EXPRESS LLC	1	243	364	60%	608
DOH - INDIAN RIVER		500	107	18%	607
PENSACOLA PEDIATRICS MILTON		543	63	10%	606
LAUDERDALE NURSING CENTER LLC	1	586	19	3%	606
PEDIATRICS BY THE SEA		565	41	7%	606
University Crossing		599	3	0%	602
WEST GABLES HEALTH CARE CENTER		588	13	2%	601
HEALTH CENTER AT BRENTWOOD	1	553	47	8%	601
MANOR OAKS NURSING & REHAB CENTER	5	593	2	0%	600
NORTH FLORIDA RETIREMENT VILLAGE		595	5	1%	600
DASCENA, INC	3	537	60	10%	600
PATIENTS FIRST - MAHAN DRIVE		164	436	73%	600
PORT SAINT LUCIE HOSPITAL		586	10	2%	596
PALM GARDEN OF WINTER HAVEN	3	576	16	3%	595
NORTH FLORIDA REHABILITATION & SPECIALTY CARE		574	20	3%	594
CONSULATE HEALTH CARE OF BAYONET POINT	4	568	21	4%	593
AFC URGENT CARE TYRONE		4	589	99%	593
UNIVERSITY OF TAMPA INC, THE		572	21	4%	593
BROOKDALE FORT MYERS CYPRESS LAKE		590	2	0%	592
DIGNITY HEALING, LLC		572	19	3%	591
LIFE CARE CENTER OF WINTER HAVEN		571	20	3%	591
PLANT CITY PEDIATRICS	1	477	113	19%	591
TUSKAWILLA NURSING AND REHAB CENTER	2	580	8	1%	590
THE VILLAGES REGIONAL HOSPITAL FREESTANDING		537	52	9%	589
PEDIATRIC ASSOCIATES OF OCALA PA		547	42	7%	589
MIDWAY SPECIALTY CARE CENTER	3	471	114	19%	588
BAPTIST PRIMARY CARE, INC		555	32	5%	587
SHORELINE PHYSICIAN GROUP		364	223	38%	587

COVID-19: testing by laboratory

Data through May 26, 2021 verified as of May 27, 2021 at 09:25 AM

Data in this report are provisional and subject to change.

The numbers in the table below represent the number of Florida and non-Florida residents for whom test results were received by the Department of Health. A person can be tested by more than one laboratory and can have both positive and negative results. **Therefore, the sum of the numbers in each column will be larger than the total number of people tested.**

Reporting lab	Inconclusive	Negative	Positive	Percent positive	Total
METROPOLITAN HOSPITAL CENTER		575	9	2%	584
BENTON PEDIATRICS INC		522	59	10%	581
Palm Garden of Largo		577	4	1%	581
NURSING PLUS OF BROWARD LLC	1	556	23	4%	580
EMERALD COAST PEDIATRICS & ADOL		512	67	12%	579
OCEAN BIOSCIENCES		566	12	2%	578
ARCPPOINTS LABS		507	71	12%	578
RICARDO NAVARRO DO PA		486	90	16%	576
Good Samaritan Society Kissimmee Village		508	67	12%	575
PREMIER MEDICAL CENTER LLC	11	534	28	5%	573
ECCOLAB GROUP	1	152	420	73%	573
TENNESSEE DOH - NASHVILLE	2	504	66	12%	572
MEDICAL VB		451	121	21%	572
WHITE-WILSON MEDICAL CENTER - NICEVILLE		520	51	9%	571
GANDY CROSSING CARE CENTER	1	545	24	4%	570
PALM GARDEN OF JACKSONVILLE	2	487	80	14%	569
BOULEVARD REHABILITATION CENTER		551	16	3%	567
CHAUTAUQUA REHABILITATION AND NURSING CENTER		555	12	2%	567
LITTLE PINE PEDIATRICS PLLC	3	498	66	12%	567
STEWART SEBASTIAN RIVER MEDICAL CENTER		505	59	10%	564
MEMORIAL PEMBROKE 24/7 CARE CENTER		435	129	23%	564
BROWARD PARTNERSHIP	6	550	8	1%	564
THE SPRINGS AT BOCA CIEGA BAY		551	12	2%	563
VETERANS AFFAIRS MEDICAL CENTER - BAY PINES		19	543	97%	562
ATLANTIC SHORES NURSING AND REHAB CENTER	1	548	13	2%	562
NEMOURS CHILDREN'S HOSPITAL		453	109	19%	562
KINDRED HOSPITAL	10	529	22	4%	561
SANDBAY URGENT CARE		455	106	19%	561
VETERANS AFFAIRS MEDICAL CENTER - GAINESVILLE		3	557	99%	560
CITRUS NURSING CENTER LLC		513	47	8%	560
CARENOW	3	315	241	43%	559
MEDIPATH PATHOLOGY SERVICES		109	448	80%	557
THE PALACE AT HOMESTEAD	1	534	21	4%	556
PARKLANDS FACILITY INC	4	508	42	8%	554
The Sands at South Beach		549	4	1%	553
MAGNOLIA FAMILY URGENT CARE		499	53	10%	552
Heartland Healthcare of Ft. Myers	1	548	3	1%	552
EXPERTUS LABORATORIES INC		448	103	19%	551
BROOKSVILLE HEALTHCARE CENTER LLC		532	18	3%	550
HERON POINTE HEALTH AND REHABILITATION	1	545	3	1%	549
CLERMONT HEALTH AND REHABILITATION CENTER		515	34	6%	549
VITAE DIAGNOSTICS		534	13	2%	547
OKEECHOBEE COUNTY HEALTH DEPT	1	398	148	27%	547
NCF DIAGNOSTICS & DNA TECHNOLOGIES	15	213	318	58%	546
COASTAL URGENT CARE		428	116	21%	544
MANOR AT CARPENTERS		512	32	6%	544

COVID-19: testing by laboratory

Data through May 26, 2021 verified as of May 27, 2021 at 09:25 AM

Data in this report are provisional and subject to change.

The numbers in the table below represent the number of Florida and non-Florida residents for whom test results were received by the Department of Health. A person can be tested by more than one laboratory and can have both positive and negative results. **Therefore, the sum of the numbers in each column will be larger than the total number of people tested.**

Reporting lab	Inconclusive	Negative	Positive	Percent positive	Total
JACKSON MEMORIAL LONG TERM CARE CENTER		508	36	7%	544
DOCTORS CENTER,THE		432	111	20%	543
PINES OF SARASOTA		532	9	2%	541
UNIVERSITY OF CENTRAL FLORIDA HEALTH SERVICES		518	23	4%	541
MOOSEHAVEN HEALTH CENTER		478	62	11%	540
STARKE FAMILY MEDICAL CENTER		445	95	18%	540
SAMANTHA WILSON CARE CENTER	4	524	12	2%	540
LIFE CARE CENTER OF PALM BAY☐		510	28	5%	538
PORT CHARLOTTE HMA		479	59	11%	538
FLOMEDILAB		301	237	44%	538
ORLANDO HEALTH CENTER FOR REHABILITATION		522	15	3%	537
Ocala Health and Rehabilitation Center		510	25	5%	535
TRINITY REGIONAL REHAB CENTER		502	33	6%	535
MEDSCAN LABORATORY INC	1	316	218	41%	535
ORLANDO VA MEDICAL CENTER		2	532	100%	534
WIMAUMA COMMUNITY HEALTH CENTER		441	92	17%	533
FLORIDA DEPARTMENT OF HEALTH CLAY COUNTY	2	430	101	19%	533
PALM BEACH PEDIATRICS PA	2	460	71	13%	533
ST CLOUD REGIONAL MEDICAL CENTER CLINICAL LAB		394	138	26%	532
HILLCREST HEALTH CARE & REHABILITATION CENTER	3	513	15	3%	531
JACKSON MEMORIAL PERDUE MEDICAL CENTER		502	29	5%	531
AMBULATORY SURGERY CENTER OF BOCA RATON LTD		526	4	1%	530
GOOD SAMARITAN CENTER		527	3	1%	530
NEW PLANT CITY FAMILY CARE	1	295	234	44%	530
MED FAST URGENT CARE CENTER		260	269	51%	529
LIFE HOPE LABS, LLC		510	19	4%	529
MEDICAL CENTER CLINIC-IMMEDIATE CARE	1	423	104	20%	528
SUSANNA WESLEY HEALTH CENTER		491	37	7%	528
NEW YORK PRESBYTERIAN - CUMC CLINICAL		508	20	4%	528
BHA TITUSVILLE CLINIC		492	35	7%	527
LA MER NH LLC☐		519	8	2%	527
TIDEWELL HOSPICE INC	2	518	7	1%	527
ENZO CLINICAL LABS INC	3	498	26	5%	527
SOLARIS HEALTHCARE OSCEOLA		501	25	5%	526
MEMPHIS PATHOLOGY LABORATORY	5	497	24	5%	526
Solaris HealthCare Windermere		492	33	6%	525
PW WINDERMERE SUBTENANT LLC		521	4	1%	525
ASSOCIATESMD MEDICAL GROUP INC		446	77	15%	523
AZALEA TRACE PHYSICIAN SERVICES		515	7	1%	522
VITAS HEALTHCARE CORPORATION		511	5	1%	516
MEDFAST URGENT CARE CENTERS		231	283	55%	514
FAIRWAY OAKS CENTER LLC	6	501	6	1%	513
SOLARIS HEALTHCARE MERRITT ISLAND		449	62	12%	511
HOLISTIX TREATMENT CENTERS		499	11	2%	510
SANFORD LABORATORIES		464	46	9%	510
FLO-MEDILAB SERVICES LLC		195	313	62%	508

COVID-19: testing by laboratory

Data through May 26, 2021 verified as of May 27, 2021 at 09:25 AM

Data in this report are provisional and subject to change.

The numbers in the table below represent the number of Florida and non-Florida residents for whom test results were received by the Department of Health. A person can be tested by more than one laboratory and can have both positive and negative results. **Therefore, the sum of the numbers in each column will be larger than the total number of people tested.**

Reporting lab	Inconclusive	Negative	Positive	Percent positive	Total
AMEERAH LABS, LLC	2	416	90	18%	508
VITAS LUTHERAN TOWERS INPATIENT PROGRAM		441	65	13%	506
Darcy Hall Of Life Care		492	14	3%	506
VILLAGE DOCTORS OF KEYSTONE		402	102	20%	504
ASCEND CLINICAL	7	415	82	16%	504
Cypress Cove Care Center		403	101	20%	504
BAPTIST HEALTH URGENT CARE AT PLANTATION		431	71	14%	502
ADVENTHEALTH EXPRESS CARE AT		417	84	17%	501
RENAISSANCE AT THE TERRACES		492	9	2%	501
Parkview Rehabilitation Center at Winter Park		490	10	2%	500
CLINICAL PATHOLOGY LABS		388	112	22%	500
Williston Care Center		433	67	13%	500
Colonial Lakes Health Care		453	46	9%	499
MARION AND BERNARD L SAMSON NURSING CENTER		494	5	1%	499
ONESTOP MEDICAL AND URGENT CARE LLC		432	67	13%	499
EPN URGENT CARE		84	412	83%	496
SEASIDE HEALTH AND REHABILITATION CENTER		433	63	13%	496
PENSACOLA PEDIATRICS, PA		475	19	4%	494
Manatee Springs Rehabilitation and Nursing Center		474	20	4%	494
AYERS HEALTH & REHABILITATION CENTER		486	7	1%	493
MOBILE MEDICAL ASSOCIATES PL	17	424	52	11%	493
ELLENTON PEDIATRICS		473	19	4%	492
Bayside Care Center	1	469	21	4%	491
ST PETERSBURG PEDIATRICS-SEMINOLE BLVD		417	74	15%	491
Quest Diag Unspecifd	1	326	164	33%	491
FLETCHER HEALTH AND REHABILITATION CENTER		485	3	1%	488
FAMILY EXPRESS URGENT CARE		5	482	99%	487
Santa Rosa Center for Rehabilitation and Healing		412	74	15%	486
FAMILY CARE PARTNERS OF NORTHEAST FLORIDA LLC		407	79	16%	486
Life Care Center of Punta Gorda	1	469	15	3%	485
HARDEE COUNTY HEALTH DEPARTMENT		393	92	19%	485
PEDIATRIC HEALTH CARE ALLIANCE, PA		440	44	9%	484
HEALTHWORKS MED GROUP OF FLORIDA PA	3	470	9	2%	482
RITECARE MEDICAL CENTER		392	90	19%	482
CENTRAL FLORIDA HEALTH SERVICES		427	55	11%	482
AVANTE AT OCALA INC	5	444	32	7%	481
HARTS HARBOR HEALTH CARE CENTER		457	24	5%	481
Q ANSWER LAB	1	414	64	13%	479
NAVAL HOSPITAL - JACKSONVILLE		138	341	71%	479
WALGREENS 4915	2	431	45	9%	478
TREASURE COAST COMMUNITY HEALTH	3	398	77	16%	478
HEALTHY STEPS PEDIATRICS		425	52	11%	477
BLOUNTSTOWN REHABILITATION CENTER LLC		369	108	23%	477
ADVENTHEALTH EXPRESS CARE AT WALGREENS 49TH STREET		405	71	15%	476
RAPID RELIABLE TESTING NY LLC		463	12	3%	475
SIGNATURE HEALTHCARE OF NORTH FLORIDA		470	5	1%	475

COVID-19: testing by laboratory

Data through May 26, 2021 verified as of May 27, 2021 at 09:25 AM

Data in this report are provisional and subject to change.

The numbers in the table below represent the number of Florida and non-Florida residents for whom test results were received by the Department of Health. A person can be tested by more than one laboratory and can have both positive and negative results. **Therefore, the sum of the numbers in each column will be larger than the total number of people tested.**

Reporting lab	Inconclusive	Negative	Positive	Percent positive	Total
MANOR CARE OF BOYNTON BEACH LLC		447	24	5%	471
NTD_EUROFINS_AIMS		429	40	9%	469
ABBEY DELRAY		461	7	1%	468
BROOKDALE LAKE TAVARES		460	8	2%	468
UNIVERSITY OF TAMPA STUDENT HEALTH AND SHC CLINICAL LABORATORY		299	169	36%	468
SPECIALTY HEALTH AND REHABILITATION CENTER		435	32	7%	467
MANORCARE HEALTH SERVICES - VENICE		410	56	12%	466
ST PETERSBURG PEDIATRICS-PARK BLVD		423	42	9%	465
BROOKDALE PALMER RANCH	1	407	57	12%	465
TAMARAC REHABILITATION & HEALTH CENTER		458	6	1%	464
NATIONS BEST FAMILY HEALTH CARE		276	188	41%	464
ORCHARD PARK HEALTH & REHABILITATION		458	6	1%	464
FREEDOM SQUARE NURSING CENTER		451	12	3%	463
INDIAN RIVER CTR, LLC		410	52	11%	462
PALM GARDEN OF WEST PALM BEACH	4	442	16	3%	462
WALGREENS 3173		421	40	9%	461
Destin Healthcare and Rehabilitation Center	1	420	40	9%	461
THE PALACE MANAGEMENT - THE PALACE AT CORAL GABLES		458	3	1%	461
PRO HEALTH		208	249	54%	457
BAPTIST PRIMARY CARE INC	1	426	28	6%	455
CLARIDGE HOUSE NURSING CENTER		437	18	4%	455
WATERMARK LAKE POINTE WOODS LLC		436	18	4%	454
MADISON FACILITY INC		446	8	2%	454
ROLLINS COLLEGE WELLNESS CENTER		130	323	71%	453
ST ANDREWS BAY SKILLED NURSING &		391	61	13%	452
PEACHTREE IMMEDIATE CARE		383	68	15%	451
CHEEK AND SCOTT DRUGS INC		377	74	16%	451
HEALTH CENTRAL PARK		382	68	15%	450
FLORIDA HEART & VASCULAR MULTISPECIALTY GROUP PA		347	103	23%	450
Life Care Center of Ocala		379	70	16%	449
DIAGNOSTIC & CLINICAL CARE SERVICES INC DBA		358	90	20%	448
ORCHARD RIDGE CARE AND REHABILITATION CENTER		429	19	4%	448
EMERITUS AT NAPLES	2	444	2	0%	448
SMA SPECIALTY MEDICAL LAB		120	327	73%	447
PruittHealth Panama City	1	380	66	15%	447
DIAMOND RIDGE HEALTH AND REHABILITATION CENTER		424	22	5%	446
BARTON HEALTH ALLIANCE	3	388	53	12%	444
LAKE REGIONAL URGENT CARE		183	261	59%	444
PEDIATRICS IN BREVARD PA- ROCKLEDGE		393	50	11%	443
SUN COUNTRY PEDIATRICS PLLC	9	393	39	9%	441
HCSO OCCUPATIONAL HEALTH AND WELLNESS CENTER		356	85	19%	441
LUIS A GHIGLINO MD PA		427	13	3%	440
ABBOTT DIAGNOSTICS		409	29	7%	438
Bardmoor Oaks Healthcare and Rehabilitation Center		422	14	3%	436
FIRST CHOICE PEDIATRICS INC	1	391	43	10%	435
Solaris Healthcare Lake Bennet		397	38	9%	435

COVID-19: testing by laboratory

Data through May 26, 2021 verified as of May 27, 2021 at 09:25 AM

Data in this report are provisional and subject to change.

The numbers in the table below represent the number of Florida and non-Florida residents for whom test results were received by the Department of Health. A person can be tested by more than one laboratory and can have both positive and negative results. **Therefore, the sum of the numbers in each column will be larger than the total number of people tested.**

Reporting lab	Inconclusive	Negative	Positive	Percent positive	Total
APP-UNIPATH, LLC	2	417	16	4%	435
ENCOMPASS HEALTH REHABILITATION OF SEA PINES		433	2	0%	435
HOLISTIC PEDIATRICS GROUP LLC		407	27	6%	434
GENETIC TECHNOLOGICAL INNOVATIONS, LLC		418	15	3%	433
MY HEALTHY BLUEPRINT BY BAPTIST HEALTH CARE		362	70	16%	432
FLORIDA DEPT OF HEALTH IN BREVARD COUNTY	3	364	63	15%	430
AVECINA MEDICAL JULINGTON	1	240	189	44%	430
BAY VILLAGE OF SARASOTA INC		426	3	1%	429
ST JOSEPH'S HOSPITAL LABORATORY		2	425	100%	427
PALMS REHABILITATION AND HEALTHCARE CENTER		387	40	9%	427
ARCPPOINT LABS OF ST PETERSBURG		336	91	21%	427
SUNLAND MARIANNA COX MEDICAL CENTER		383	43	10%	426
Vi at Lakeside Village Skilled Nursing		410	15	4%	425
SABAL DIRECT PRIMARY CARE, PA		341	84	20%	425
ADVANCED AMBULATORY SURGERY CENTER		411	14	3%	425
PALMS OF SEBRING		387	38	9%	425
FLORIDA DEPARTMENT OF HEALTH IN LIBERTY COUNTY	3	324	97	23%	424
Bay Breeze Senior Living and Rehabilitation Center		371	53	13%	424
BAPTIST HEALTH SOUTH FLORIDA - WEST BOCA URGENT CARE		355	68	16%	423
BRIDGEWATER PARK HEALTH AND REHAB	4	383	34	8%	421
The Care Center at Pinellas Park	1	406	14	3%	421
LEHIGH REGIONAL MEDICAL CENTER LAB	2	372	47	11%	421
LASER & SURGERY CENTER OF THE PALM BEACHES		419	2	0%	421
Solaris Healthcare Coconut Creek		410	11	3%	421
HARDEE MANOR HEALTH CARE CENTER	1	415	4	1%	420
GARCIA CLINICAL LABORATORY		28	392	93%	420
HEALTH PARK CARE CENTER		413	7	2%	420
UR MEDICINE LABS- CENTRAL LABORATORY		392	26	6%	418
ROSEWOOD HEALTH AND REHABILITATION CENTER		389	29	7%	418
MINUTECLINIC LLC #3671		372	45	11%	417
KEY LARGO - LARGO CARGO		379	38	9%	417
BOCA BIOLISTICS REFERENCE LABORATORY	4	284	128	31%	416
LIFE CARE PONTE VEDRA INC		403	12	3%	415
JACKSONVILLE VA UNIVERSITY OPC	4	398	13	3%	415
FLORIDA DEPARTMENT OF HEALTH		361	54	13%	415
STUART - FAIRGROUNDS		364	49	12%	413
Timberridge Center for Rehabilitation and Healing		378	35	8%	413
NAPHCARE, INC AT MANATEE COUNTY JAIL		387	26	6%	413
AVON PARK PEDIATRICS INC	3	361	49	12%	413
BAYSHORE DIAGNOSTICS		367	46	11%	413
CONCIMED LLC		376	34	8%	410
TGH		1	408	100%	409
HENDRY REGIONAL MEDICAL CENTER		119	288	71%	407
TIDE LABORATORIES		362	45	11%	407
Coastal Health and Rehabilitation Center		394	13	3%	407
JACKSONVILLE KIDS PEDIATRICS, PLLC		369	37	9%	406

COVID-19: testing by laboratory

Data through May 26, 2021 verified as of May 27, 2021 at 09:25 AM

Data in this report are provisional and subject to change.

The numbers in the table below represent the number of Florida and non-Florida residents for whom test results were received by the Department of Health. A person can be tested by more than one laboratory and can have both positive and negative results. **Therefore, the sum of the numbers in each column will be larger than the total number of people tested.**

Reporting lab	Inconclusive	Negative	Positive	Percent positive	Total
Life Care Center at Inverrary		396	10	2%	406
GULF COAST MEDICAL CENTER		398	6	1%	404
TRI-COUNTY NURSING AND REHABILITATION CENTER INC		389	15	4%	404
ELMCROFT PINECREST	1	376	27	7%	404
VILLAGE PLACE NH LLC		354	50	12%	404
OCEAN VIEW NURSING AND REHAB CENTER		381	22	5%	403
EHEALTHSCREENINGS, LLC		402			402
SEA BREEZE REHAB AND NURSING CENTER		393	9	2%	402
COMMUNITY HEALTH AND REHABILITATION CENTER		337	63	16%	400
SUNCOAST URGENT CARE		299	101	25%	400
CORAL TRACE HEALTH CARE	2	388	9	2%	399
MEDFAST URGENT CARE CENTER		167	231	58%	398
VI AT BENTLEY VILLAGE HOME CARE		397	1	0%	398
CAREATC, INC.	11	354	32	8%	397
MANORCARE AT LELY PALMS		387	8	2%	395
WILLISTON PEDIATRICS PA	1	349	44	11%	394
FAMILY MEDICAL CARE OF PALM BEACH		281	113	29%	394
EXCEL PEDIATRICS		336	58	15%	394
MINI ER AND URGENT CARE		289	105	27%	394
STATMED QUICK QUALITY CLINIC AT NORTH PINELLAS		125	268	68%	393
Stacey Health Care Centers Inc. dba Riverside Care Center		362	30	8%	392
ST CATHERINE'S WEST REHABILITATION HOSPITAL		378	14	4%	392
CITY OF PORT SAINT LUCIE		362	29	7%	391
LIFE BRITE	4	366	19	5%	389
AVANTE AT MT DORA		381	8	2%	389
BARBER		13	376	97%	389
SERENADES IN THE VILLAGES		336	53	14%	389
VILLAGE DOCTORS FAMILY MEDICAL CENTER OF		321	68	17%	389
HAINES CITY REHABILITATION AND NURSING CENTER		364	24	6%	388
BEAR CREEK NURSING CENTER		383	5	1%	388
BAYFRONT MEDICAL		335	52	13%	387
ELLENTON PEDIATRICS PA		366	21	5%	387
AFTER HOURS PEDIATRICS INC	1	1	384	99%	386
KISSIMMEE FACILITY OPERATIONS LLC		361	25	6%	386
VETERANS AFFAIRS MEDICAL CENTER - LAKE CITY		52	334	87%	386
HARBOURWOOD	1	375	9	2%	385
Palmetto Subacute Care Center		368	17	4%	385
Surrey Place Healthcare and Rehabilitation		382	2	1%	384
BROOKDALE PADDOCK HILLS	2	380	2	1%	384
Solaris HealthCare Imperial		376	8	2%	384
FAMILY CARE PARTNERS OF NE FLORIDA LLC		306	77	20%	383
ARCPPOINT LABS OF SARASOTA MANATEE		295	87	23%	382
TRENTON MEDICAL CENTER INC DBA PALMS MEDICAL GROUP	4	284	94	25%	382
ELMHURST HOSPITAL CENTER	1	349	32	8%	382
FL HUD DESTIN, LLC D/B/A GRAND BOULEVARD HEALTH		342	39	10%	381
MANOR CARE OF NAPLES FL LLC		375	6	2%	381

COVID-19: testing by laboratory

Data through May 26, 2021 verified as of May 27, 2021 at 09:25 AM

Data in this report are provisional and subject to change.

The numbers in the table below represent the number of Florida and non-Florida residents for whom test results were received by the Department of Health. A person can be tested by more than one laboratory and can have both positive and negative results. **Therefore, the sum of the numbers in each column will be larger than the total number of people tested.**

Reporting lab	Inconclusive	Negative	Positive	Percent positive	Total
FAIR HAVENS CENTER, OPCO		371	8	2%	379
FLORIDA KEYS PEDIATRICS & ADOLESCENT CENTER		359	19	5%	378
ACCESS MEDICAL CENTER	1	344	33	9%	378
solaris Healthcare Parkway	2	356	20	5%	378
REHABILITATION CENTER OF LAKE CITY, THE		348	30	8%	378
24/7 PEDIATRIC CARE CENTERS INC		356	21	6%	377
HOLIDAY CVS LLC DBA CVS/PHARMACY #0440		359	18	5%	377
HOLLEY NAVARRE MEDICAL CLINIC		293	84	22%	377
SPRINGTREE REHAB & HEALTH CARE CENTER		352	24	6%	376
BAYA PHARMACY WEST		8	368	98%	376
BAYA POINTE NURSING AND REHABILITATION		293	83	22%	376
COLOR GENOMICS, INC.	4	366	6	2%	376
Marshall Health and Rehabilitation Center		325	50	13%	375
TAVARES PEDIATRICS		313	61	16%	374
EPWORTH VILLAGE RETIREMENT COMMUNITY		368	6	2%	374
LAKE EUSTIS HEALTH AND REHABILITATION CENTER		366	8	2%	374
ESTERO ISLAND MEDICAL CENTER		296	77	21%	373
HOSPICE OF LAKE & SUMTER INC	1	361	11	3%	373
RIVERS FAMILY MEDICINE PA		285	88	24%	373
MACDILL AIR FORCE BASE		330	41	11%	371
AMERICAN ESOTERIC LAB-BIRMINGHAM		366	5	1%	371
URGENT CARE BETHESDA	1	318	52	14%	371
AVENTURA REHAB AND NURSING CENTER		353	18	5%	371
INFORM DIAGNOSTICS		361	9	2%	370
ADVENT HEALTH - TAMPA		148	221	60%	369
WALGREENS #04809	1	333	34	9%	368
QUICK CARE MED LLC	1	299	68	18%	368
CRYSTAL RIVER HEALTH & REHAB		363	4	1%	367
EDGEWATER AT WATERMAN VILLAGE,THE		348	18	5%	366
JACKSON PLAZA NURSING & REHAB CENTER	6	348	10	3%	364
Concordia Village of Tampa AL		359	5	1%	364
CYPRESS COVE		354	8	2%	362
EAST RIDGE RETIREMENT VILLAGE		359	3	1%	362
CENTERSTONE OF FLORIDA		330	32	9%	362
POMPANO REHABILITATION AND NURSING CTR		356	5	1%	361
SOUTHWEST ORLANDO FAMILY MEDICINE, PL		301	60	17%	361
The Grove Health and Rehabilitation		335	24	7%	359
PALM GARDEN OF PINELLAS		357	1	0%	358
AMERICAN RESEARCH LABS		306	52	15%	358
FRICKS PHARMACY		290	68	19%	358
ARGO SENIOR LIVING AT HAVERHILL		336	21	6%	357
AVANTE AT LEESBURG INC		352	5	1%	357
KEY WEST HEALTH AND REHAB	1	347	8	2%	356
DEPARTMENT OF HEALTH BUREAU OF FAMILY		340	15	4%	355
Avante at St Cloud, Inc.		344	11	3%	355
HAVEN OF OUR LADY OF PEACE INC		346	8	2%	354

COVID-19: testing by laboratory

Data through May 26, 2021 verified as of May 27, 2021 at 09:25 AM

Data in this report are provisional and subject to change.

The numbers in the table below represent the number of Florida and non-Florida residents for whom test results were received by the Department of Health. A person can be tested by more than one laboratory and can have both positive and negative results. **Therefore, the sum of the numbers in each column will be larger than the total number of people tested.**

Reporting lab	Inconclusive	Negative	Positive	Percent positive	Total
HCTB INC		295	58	16%	353
VILLAGE AT VIENNA SQUARE,THE	6	329	18	5%	353
APOLLO HEALTH & REHABILITATION		345	7	2%	352
JUPITER MEDICAL CENTER URGENT CARE - STUART		270	82	23%	352
MY CLINICAL LAB		223	129	37%	352
FOUNTAIN INN NURSING & REHABILITATION CTR, INC		346	6	2%	352
CORAL BAY HEALTHCARE AND REHABILITATION	1	338	12	3%	351
Chatham Glen Healthcare and Rehabilitation Center	1	340	10	3%	351
ROSEN MEDICAL CENTER		302	49	14%	351
SELECT REFERENCE LABORATORIES, LLC	1	336	12	3%	349
RULEME CENTER	2	315	32	9%	349
ST LUCIE EMPLOYEE HEALTH & WELLNESS CENTER		334	14	4%	348
COLLIER PHARMACY		288	60	17%	348
TIERRA PINES CENTER		334	13	4%	347
REGENTS PARK OF BOCA RATON		342	5	1%	347
HEALTH DESIGNS		332	14	4%	346
USAFSAM/PHE		175	170	49%	345
LabCorp (Non-Interfaced)	2	133	210	61%	345
SUNRISE DIAGNOSTIC LABORATORY		292	53	15%	345
SPRINGS AT LAKE POINTE WOODS		343	2	1%	345
SIGNATURE HEALTHCARE AT THE COURTYARD		298	47	14%	345
FLORIDA HEALTH CARE PLANS			344	100%	344
STAR CARE		286	58	17%	344
MIAMI CEREBRAL PALSY RESIDENTIAL		342	1	0%	343
BOCA RATON REHABILITATION CENTER	4	333	5	1%	342
ALLIANCE PEDIATRICS PA		334	8	2%	342
ADVENT HEALTH CENTRA CARE - PALM COAST		80	262	77%	342
CORAL REEF NURSING & REHABILITATION CENTER		334	8	2%	342
ST VINCENT'S AMBULATORY CARE INC DBA	2	298	42	12%	342
Avante at Inverness		337	3	1%	340
MIDWAY PRIMARY CARE, LLC	11	217	112	33%	340
ST JUDE CHILDREN'S RESEARCH HOSPITAL		325	15	4%	340
CRONOS CLINICAL LABORATORY	22	227	91	27%	340
GOOD SAMARITAN SOCIETY-DAYTONA		318	21	6%	339
DELTONA HEALTH CARE		307	32	9%	339
220 GOLDEN, LLC	1	322	16	5%	339
ALTAMONTE PEDIATRIC ASSOCIATES		262	77	23%	339
MACCLENNY NURSING AND REHAB		320	18	5%	338
LAKESIDE NEUROLOGIC		324	14	4%	338
Flagler Health and Rehabilitation		324	14	4%	338
VITAS HEALTHCARE CORPORATION OF FL		322	16	5%	338
MEDICAL CENTER AT OCEAN REEF,THE		321	17	5%	338
PHYSICIANS REGIONAL WALK-IN		196	140	42%	336
ACCURATE DIAGNOSTIC LABS, INC	1	317	18	5%	336
AMERICAN FINNISH NURSING HOME	2	326	8	2%	336
DAYTONA BEACH HEALTH AND REHAB CENTER		333	2	1%	335

COVID-19: testing by laboratory

Data through May 26, 2021 verified as of May 27, 2021 at 09:25 AM

Data in this report are provisional and subject to change.

The numbers in the table below represent the number of Florida and non-Florida residents for whom test results were received by the Department of Health. A person can be tested by more than one laboratory and can have both positive and negative results. **Therefore, the sum of the numbers in each column will be larger than the total number of people tested.**

Reporting lab	Inconclusive	Negative	Positive	Percent positive	Total
ARDEN COURTS OF TAMPA	2	327	6	2%	335
KENNEDY PAIN CLINIC GROUP LLC		301	34	10%	335
LEESBURG PEDIATRICS		297	38	11%	335
TALLAHASSEE NHHI LLC	1	307	27	8%	335
CROSS POINTE CARE CENTER	2	326	6	2%	334
Life Care Center at Wells Crossing		309	24	7%	333
NORTH PINELLAS STATMED QUICK QUALITY CLINICS		236	97	29%	333
LODGE HEALTH AND REHABILITATION CENTER, THE		298	33	10%	331
AVELLINO LAB USA, INC	1	315	14	4%	330
ST JAMES HEALTH AND REHABILITATION CENTER		242	87	26%	329
TRUE NORTH HEALTH NAVIGATION LLC DBA DISPATCHHEALTH	1	277	51	16%	329
WHITE WILSON MEDICAL IMMEDIATE CARE NICEVILLE		101	227	69%	328
HOSPICE OF ST FRANCIS INC		321	7	2%	328
LUTHERAN HAVEN		319	9	3%	328
WESTCHESTER GARDENS LIMITED PARTNERSHIP		319	9	3%	328
FORT PIERCE HEALTH CARE		321	7	2%	328
RIVERWOOD HEALTH NH LLC		287	40	12%	327
Sunset Point Center		321	6	2%	327
HIGHLANDS URGENT CARE		1	325	100%	326
PROFESSIONAL URGENT CARE SERVICES		272	54	17%	326
SILVER CREEK SENIOR LIVING COMMUNITY		321	5	2%	326
PONTE VEDRA GARDENS		324	1	0%	325
PIONEER CLINICAL LAB, LLC		212	113	35%	325
BENTLEY CARE CENTER		324	1	0%	325
NADAL PEDIATRICS		270	54	17%	324
BIOCEPT		302	22	7%	324
Life Care Center of Sarasota		309	14	4%	323
JACKSONVILLE UNIVERSITY	1	303	19	6%	323
D PEDIATRICS		291	32	10%	323
HUNT CLUB PEDIATRIC ASSOCIATES, P.A.		275	48	15%	323
BENTLEY VILLAGE II		312	10	3%	322
HEATHER HILL HEALTHCARE CENTER		275	47	15%	322
CONSULATE HEALTH CARE OF SAFETY HARBOR		314	7	2%	321
Avante at Orlando	1	314	6	2%	321
HOMESTEAD MANOR	2	278	41	13%	321
USA HEALTH UNIVERSITY HOSPITAL CLINICAL LABORATORY	1	309	10	3%	320
BARBARA O'REILLY MD PA		313	7	2%	320
West Melbourne Health and Rehabilitation Center		319	1	0%	320
PruittHealth Santa Rosa		225	94	29%	319
SILVERCREST HEALTH AND REHABILITATION CENTER	3	308	8	3%	319
IMA MEDICAL GROUP	1	236	82	26%	319
ST MARK VILLAGE	1	312	5	2%	318
CONEY ISLAND HOSPITAL	1	306	11	3%	318
OSPREY LODGE		257	61	19%	318
MEDEXPRESS LUTZ		4	313	99%	317
MEDICATION ROOMS-CSU/CI NURSE STATION	1	303	13	4%	317

COVID-19: testing by laboratory

Data through May 26, 2021 verified as of May 27, 2021 at 09:25 AM

Data in this report are provisional and subject to change.

The numbers in the table below represent the number of Florida and non-Florida residents for whom test results were received by the Department of Health. A person can be tested by more than one laboratory and can have both positive and negative results. **Therefore, the sum of the numbers in each column will be larger than the total number of people tested.**

Reporting lab	Inconclusive	Negative	Positive	Percent positive	Total
BAY COUNTY SHERIFFS OFFICE JAIL FACILITY		262	53	17%	315
MILLENNIUM PHYSICIAN GROUP LLC		275	40	13%	315
JUPITER MEDICAL CENTER URGENT CENTER		265	49	16%	314
PERSONALIZED GENETIC TESTING	3	210	100	32%	313
GENESIS MEDICAL LABORATORY MIAMI FL.		83	230	73%	313
Chatsworth at PGA National, LLC		298	14	4%	312
DE LUNA HEALTH AND REHABILITATION CENTER		288	23	7%	311
RITE MEDICAL CARE PC		306	3	1%	309
renaissance health and rehabilitation center		280	27	9%	307
FARAH MEDICAL		289	17	6%	306
SARAPATH DIAGNOSTICS		175	131	43%	306
FLORIDA DEPARTMENT OF HEALTH IN TAYLOR COUNTY	1	255	49	16%	305
HUNT CLUB PEDIATRIC ASSOCIATES PA		223	82	27%	305
LAKELAND REGIONAL HEALTH SYSTEMS INC		39	266	87%	305
FLORIDA ATLANTIC UNIVERSITY STUDENT HEALTH		253	52	17%	305
CLARE BRIDGE ORMOND BEACH	1	303			304
CAREATC CITY OF TAMPA	27	236	41	13%	304
CLERMONT URGENT CARE		25	279	92%	304
A PLUS PEDIATRICS		268	35	12%	303
WALGREENS 10670		263	40	13%	303
LAKE PARK OF MADISON		292	11	4%	303
AVANTE AT ORMOND BEACH INC		293	9	3%	302
ARBOR FACILITY INC		298	4	1%	302
HEARTLAND PEDIATRICS OF LAKE PLACID PA	1	265	36	12%	302
DISCOVERY VILLAGE AT NAPLES		284	17	6%	301
SHC College Park		298	3	1%	301
THE RESIDENCE AT TIMBER PINES	4	269	26	9%	299
SANDY PINES	2	253	44	15%	299
PAVILION FOR HEALTHCARE, THE		295	3	1%	298
BUENA VISTA URGENT CARE		264	34	11%	298
BOND CLINIC, PA		222	75	25%	297
ADVENT HEALTH - PALM HARBOR ER		244	52	18%	296
BROOKDALE DESTIN		284	12	4%	296
AMELIA MEDICAL CARE		137	159	54%	296
WESTWOOD HEALTHCARE SNF		250	46	16%	296
CHIPOLA MEDICAL ASSOCIATES, LLC		218	78	26%	296
BAYA URGENT CARE LLC		257	39	13%	296
GATTOLINE ENTERPRISES, INC. DBA FAMILY CARE PHARMACY		245	51	17%	296
LONGWOOD FAMILY PRACTICE		226	69	23%	295
CHIPOLA HEALTH AND REHAB		277	18	6%	295
BRANDON COMMUNITY HEALTH CENTER		261	33	11%	294
CARENOW LAKE MARY		67	226	77%	293
PROTEUS MOLECULAR AND CLINICAL LAB	1	180	112	38%	293
NORTHWEST MEDICAL CENTER CLINICAL LABORATORY		175	118	40%	293
GEORGE SAFRAN MD PC		277	15	5%	292
Solaris Senior Living North Naples ALF		283	9	3%	292

COVID-19: testing by laboratory

Data through May 26, 2021 verified as of May 27, 2021 at 09:25 AM

Data in this report are provisional and subject to change.

The numbers in the table below represent the number of Florida and non-Florida residents for whom test results were received by the Department of Health. A person can be tested by more than one laboratory and can have both positive and negative results. **Therefore, the sum of the numbers in each column will be larger than the total number of people tested.**

Reporting lab	Inconclusive	Negative	Positive	Percent positive	Total
BIOIQ		243	48	16%	291
PALMS FACILITY INC		273	18	6%	291
SIGNATURE HEALTHCARE OF ORANGE PARK		287	4	1%	291
DOCTORS MEMORIAL HOSPITAL		158	133	46%	291
DAVID SCOTT MADWAR MD PA		261	29	10%	290
VETERANS AFFAIRS MEDICAL CENTER - MIAMI		2	288	99%	290
AMERICAN HEALTH ASSOCIATES INC	1	270	19	7%	290
Rehabilitation Center for Park Place LLC		279	11	4%	290
ADVANCED MEDICAL GROUP		2	288	99%	290
PALM GARDEN OF GAINESVILLE	2	285	2	1%	289
ADVENTHEALTH EXPRESS CARE AT WESLEY CH		255	34	12%	289
AUBURN UNIVERSITY MEDICAL CLINIC		227	62	21%	289
The Ponce Therapy Care Center		285	4	1%	289
STERLING HOUSE OF DELAND		288	1	0%	289
Terrace Health and Rehab		284	4	1%	288
W FRANK WELLS NURSING HOME		259	29	10%	288
MAGNOLIA DIAGNOSTICS, LLC	4	256	28	10%	288
Sunnyside Nursing Home		285	3	1%	288
Signature healthcare of Jacksonville		282	5	2%	287
VIERA DEL MAR HEALTH AND REHABILITATION CENTER		274	13	5%	287
BROWARD NURSING & REHABILITATION CTR	8	260	17	6%	285
Avante at Lake Worth, Inc.	1	277	7	2%	285
FLOW HEALTH LABORATORIES LLC		278	6	2%	284
ESCAMBIA COUNTY JAIL DETENTION DIVISION		277	7	2%	284
LAKEVIEW INTERNAL MEDICINE		211	72	25%	283
AURORA DIAGNOSTICS BERNHARDT LABORATORIES PATHOLOGY SERVICE		190	93	33%	283
LAKE VIEW CARE CENTER AT DELRAY		277	6	2%	283
WASHINGTON REHAB AND NURSING		272	10	4%	282
BRENTWOOD RETIREMENT COMMUNITY	5	243	34	12%	282
Jacaranda Manor		279	2	1%	281
ISLAND HEALTH AND REHABILITATION CENTER		273	8	3%	281
DOS OF NORTH SHORES NURSING & REHAB CENTER		280			280
NSPIRE HEALTHCARE TAMARAC		237	43	15%	280
Crossbreeze care center	1	275	2	1%	278
TREASURE COAST URGENT & FAMILY CARE		212	65	23%	277
PRUITT HEALTH-SANTA ROSA		275	2	1%	277
Rehabilitation Center of the Palm Beaches		274	2	1%	276
FEDERATION CCRC OPERATIONS CORP		273	3	1%	276
VILLAGES REGIONAL HOSPITAL SURGERY CENTER LLC, THE		218	58	21%	276
SACRED HEART HEALTH SYSTEM INC		228	48	17%	276
MARTIN ACQUISITION 1 LLC DBA		262	14	5%	276
BVM THE BRIDGES LLC		274	2	1%	276
SURREY PLACE CARE CENTER		268	7	3%	275
NASSAU COUNTY JAIL		230	45	16%	275
Cross Gardens Care Center		273	1	0%	274
RIVERSIDE RECOVERY OF TAMPA		272	2	1%	274

COVID-19: testing by laboratory

Data through May 26, 2021 verified as of May 27, 2021 at 09:25 AM

Data in this report are provisional and subject to change.

The numbers in the table below represent the number of Florida and non-Florida residents for whom test results were received by the Department of Health. A person can be tested by more than one laboratory and can have both positive and negative results. **Therefore, the sum of the numbers in each column will be larger than the total number of people tested.**

Reporting lab	Inconclusive	Negative	Positive	Percent positive	Total
Glades West Rehabilitation and Nursing Center		266	8	3%	274
FIRST CHOICE PRIMARY CARE		217	56	21%	273
KINDRED HOSPITAL THE PALM BEACHES		266	6	2%	272
ATLANTIC URGENT CARE		186	85	31%	271
FORT MYERS REHABILITATION AND NURSING CENTER		245	26	10%	271
PREMIER PLACE AT THE GLENVIEW		261	9	3%	270
ADVENT HEALTH CARE CENTER	9	246	15	6%	270
CCS - JOSEPH V CONTE		268	2	1%	270
ABSOLUTE HEALTH INTERNAL MEDICINE AND PEDIATRICS		241	29	11%	270
FLORIDA MEDICAL CLINIC LLC		181	89	33%	270
PBC FIREFIGHTER BENEFIT FUND WELLNESS CENTER		225	45	17%	270
LEHIGH VALLEY GENOMICS		45	225	83%	270
NORTH FLORIDA PEDIATRICS - MARIANNA		229	40	15%	269
ARDEN COURTS OF FORT MYERS		262	7	3%	269
EVENT MED SERVICES LABORATORY		264	5	2%	269
SEAVIEW NURSING AND REHABILITATION CENTER		259	10	4%	269
ADVENT HEALTH CENTRA CARE - ORMOND BEACH		113	155	58%	268
VETERANS AFFAIRS ORLANDO VA MEDICAL CENTER			268	100%	268
MIAMI JEWISH HEALTH SYSTEMS, INC	4	254	10	4%	268
BARTRAM CROSSING		267			267
LAKESIDE HEALTH CENTER		264	2	1%	266
WOMEN'S CARE FLORIDA LABORATORY	1	260	5	2%	266
PURE PHARMACY		257	8	3%	265
SERANADES BY SONATA WEST ORANGE		236	29	11%	265
EDGEWOOD NURSING CENTER		255	10	4%	265
THE PLAYERS CHAMPIONSHIP		265			265
PATHWAY PHARMACY		219	45	17%	264
MCW MENTAL HEALTH LLC		260	4	2%	264
LCS SANDHILL COVE LLC DBA	6	247	10	4%	263
OAKBROOK HEALTH AND REHABILITATION CENTER	1	247	14	5%	262
ADVENT HEALTH - ORLANDO		196	66	25%	262
FELLOWSHIP HOME AT THE FAIRWAY LLC		254	7	3%	261
TERRACES OF LAKE WORTH CARE CENTER		249	12	5%	261
ADVENT HEALTH - FOUR CORNERS ER		214	47	18%	261
PINELLAS CARE CENTER		223	38	15%	261
PADDOCK RIDGE		258	3	1%	261
CLIFFORD CHESTER SIMS VA NURSING HOME		251	9	3%	260
BRADEN RIVER REHABILITATION CENTER LLC		258	2	1%	260
CONSULATE HEALTHCARE OF KISSIMMEE		247	12	5%	259
FLORIDA WOMAN CARE LABORATORY LLC		232	26	10%	258
MARTIN MEMORIAL MEDICAL CENTER LAB		128	130	50%	258
KR at Hillsborough Lakes/Lutz Healthcare		248	10	4%	258
AZALEA TRACE		245	13	5%	258
SAMIR EBEID MD		232	26	10%	258
FLORIDA CLINICAL LABORATORY-BIOREFERENCE LABORATORIES		105	152	59%	257
BAYVIEW CENTER		251	6	2%	257

COVID-19: testing by laboratory

Data through May 26, 2021 verified as of May 27, 2021 at 09:25 AM

Data in this report are provisional and subject to change.

The numbers in the table below represent the number of Florida and non-Florida residents for whom test results were received by the Department of Health. A person can be tested by more than one laboratory and can have both positive and negative results. **Therefore, the sum of the numbers in each column will be larger than the total number of people tested.**

Reporting lab	Inconclusive	Negative	Positive	Percent positive	Total
HOMESTEAD VILLAGE		246	11	4%	257
ST JOHNS COUNTY DETENTION CENTER		256			256
FLORIDA DEPARTMENT OF HEALTH IN WALTON COUNTY		229	27	11%	256
VILLA MARIA WEST SKILLED NURSING FACILITY		248	8	3%	256
SUNLIFE PHARMACY		223	31	12%	254
SHELL POINT VILLAGE MEDICAL CENTER		246	8	3%	254
ST PETERSBURG PEDIATRICS-EAST BAY	1	215	38	15%	254
ST ANTHONYS REHABILITATION HOSPITAL	9	242	2	1%	253
Signature Healthcare of Ormond		250	3	1%	253
ESCAMBIA COUNTY JAIL	2	182	68	27%	252
WHITE WILSON MEDICAL CENTER IMMEDIATE CARE		142	110	44%	252
WALGREENS #06012		217	34	14%	251
BUREAU OF CLINICAL LABORATORIES		209	42	17%	251
Consulate Health Care of St. Petersburg		244	7	3%	251
LAKE WALES OPERATING GROUP LLC		246	5	2%	251
SEMINOLE TRIBE OF FLORIDA		209	41	16%	250
SACRED HEART MEDICAL GROUP URGENT CARE		211	39	16%	250
Royal Oaks Nursing and Rehab		249	1	0%	250
Life Care Center of Melbourne		229	20	8%	249
UCC - WELLINGTON		3	246	99%	249
REGENCY PARK		229	19	8%	248
FLORIDA HEALTH CARE PLANS INC		2	246	99%	248
CARRINGTON PLACE OF ST PETE LLC		242	6	2%	248
Orchid Cove at Sarasota		246	1	0%	247
AVECINA MOBILE		121	125	51%	246
FIRSTCARE CLINIC		127	119	48%	246
Heritage Healthcare at Tallahassee		239	7	3%	246
LONGWOOD HEALTH AND REHABILITATION CENTER		233	12	5%	245
ROSEWOOD HEALTHCARE & REHABILITATION CENTER		239	6	2%	245
SOLARIS SENIOR LIVING VERO BEACH		236	9	4%	245
ST AUGUSTINE HEALTH & REHAB CENTER		244	1	0%	245
REGENTS PARK AT AVENTURA		229	15	6%	244
Kindred Hospital South Florida Hollywood SNU		236	8	3%	244
MALABAR/ADVENT CENTRA CARE		48	196	80%	244
ARCHER HEALTH VENTURES, LLC		217	25	10%	242
NORTH FLORIDA PEDIATRICS PA - DUVAL		213	29	12%	242
HIGHLANDS LAKE CENTER		236	5	2%	241
GOOD SAMARITAN CARES		236	5	2%	241
Sunrise Health and Rehabilitation Center		232	9	4%	241
ARDEN COURTS OF SEMINOLE		200	41	17%	241
GUEST HOUSE OCALA, THE		230	11	5%	241
AMERICAN HOUSE SENIOR LIVING		189	51	21%	240
PALM GARDEN OF AVENTURA		236	4	2%	240
Fouraker Hills Rehab and Nursing		231	9	4%	240
CLARE BRIDGE OF SARASOTA		238	2	1%	240
SOUTHLAND SUITES OF ORMOND BEACH	4	236			240

COVID-19: testing by laboratory

Data through May 26, 2021 verified as of May 27, 2021 at 09:25 AM

Data in this report are provisional and subject to change.

The numbers in the table below represent the number of Florida and non-Florida residents for whom test results were received by the Department of Health. A person can be tested by more than one laboratory and can have both positive and negative results. **Therefore, the sum of the numbers in each column will be larger than the total number of people tested.**

Reporting lab	Inconclusive	Negative	Positive	Percent positive	Total
Lake Port Square Health Center		221	19	8%	240
HEARTLAND SOUTH JACKSONVILLE OF JACKSONVILLE FL ,		240			240
FLORIDA HEALTH CARE PLAN INC		2	238	99%	240
STERLING HOUSE OF WINTER HAVEN		237	3	1%	240
MEASE COUNTRYSIDE HOSPITAL		2	238	99%	240
MATHISON RETIREMENT COMMUNITY, INC	1	227	11	5%	239
ORANGE COUNTY HEALTH DEPT		228	11	5%	239
HOSPITAL FOR SPECIAL SURGERY		236	3	1%	239
JUNO DERMATOLOGY LLC		220	18	8%	238
DOCTORS MEMORIAL FAMILY MEDICINE	2	167	68	29%	237
CHILDREN MED CARE INC		204	33	14%	237
BAY VUE NURSING AND REHABILITATION CENTER		226	11	5%	237
YOUR FAMILY WALK-IN CLINIC		19	217	92%	236
LIFE CARE CENTER OF PORT ST. LUCIE		223	13	6%	236
UNIVERSITY COMMUNITY HOSPITAL		201	35	15%	236
Lakeside Oaks Care Center		230	6	3%	236
HEALTHPOINT MED GRP OF THE EMERALD COAST LLC		195	41	17%	236
OAK HAMMOCK AT THE UNIVERSITY OF FLORIDA		229	6	3%	235
VILLAGE PEDIATRICS LLC		203	32	14%	235
BAY TREE CARE AND REHABILITATION CENTER		197	38	16%	235
FORT WALTON REHABILITATION CENTER		196	39	17%	235
MANDARIN PEDIATRICS		210	24	10%	234
KENILWORTH CARE & REHABILITATION CENTER		213	21	9%	234
BORLAND GROOVER CLINIC	1	193	39	17%	233
MEDICAL CONSULTANTS OF FLORIDA LLC	1	196	35	15%	232
HERITAGE HEALTHCARE AND REHABILITATION CENTER		227	5	2%	232
Hampton Court Nursing and Rehabilitation Center		230	2	1%	232
ADVENT HEALTH - LAKE NONA		197	35	15%	232
BENDERSON FAMILY SKILLED NURSING AND □		214	18	8%	232
WEST		211	21	9%	232
Lakewood Nursing Center		198	34	15%	232
ManorCare Health Services-Palm Harbor	1	229	1	0%	231
LIFE CARE CENTER OF JACKSONVILLE □		210	21	9%	231
CORAL GABLES NURSING & REHABILITATION CENTER		219	11	5%	230
LYNN HAVEN SPORTS COMPLEX-WALKON CLINIC		21	209	91%	230
MINUTECLINIC DIAGNOSTIC		218	12	5%	230
KINDRED HOSPITAL MELBOURNE	1	222	7	3%	230
ALLSOUTH URGENT CARE		52	178	77%	230
UNIVERSITY OF MIAMI		84	146	63%	230
DOLPHIN POINTE HEALTH CARE LLC		207	23	10%	230
NADAL PEDIATRICS - VICTORIA STREET (3385)		196	33	14%	229
COLONY CLUB ALF,THE	1	213	15	7%	229
JACKSON COUNTY HEALTH DEPARTMENT		170	59	26%	229
ARDEN COURTS OF DELRAY BEACH FL LLC	3	215	11	5%	229
JACKSONVILLE NURSING AND REHAB CENTER		220	8	4%	228
ASCENSION MEDICAL GROUP		5	223	98%	228

COVID-19: testing by laboratory

Data through May 26, 2021 verified as of May 27, 2021 at 09:25 AM

Data in this report are provisional and subject to change.

The numbers in the table below represent the number of Florida and non-Florida residents for whom test results were received by the Department of Health. A person can be tested by more than one laboratory and can have both positive and negative results. **Therefore, the sum of the numbers in each column will be larger than the total number of people tested.**

Reporting lab	Inconclusive	Negative	Positive	Percent positive	Total
KINGS BAY PEDIATRICS LLC		220	8	4%	228
MIAMI VA HEALTHCARE SYSTEM			228	100%	228
MINUTECLINIC DIAGNOSTIC OF TEXAS, LLC		208	19	8%	227
WIREGRASS DIRECT PRIMARY CARE PLLC		190	37	16%	227
Avante at Melbourne		222	5	2%	227
Arbor Springs Health and Rehab		226			226
The Waterford		223	3	1%	226
PARKS HEALTHCARE & REHABILITATION CTR	4	211	11	5%	226
PARK MEADOWS HEALTH AND REHABILITATION CENTER		225	1	0%	226
WORKPLACE SCREENING INTELLIGENCE			226	100%	226
NSPIRE HEALTHCARE LAUDERHILL		219	6	3%	225
AVANTE AT ORLANDO INC		224	1	0%	225
CONSULATE HEALTH CARE OF MELBOURNE		220	5	2%	225
BONITA PHARMACY		204	21	9%	225
EDWARD J HEALEY REHAB & NURSING CENTER		225			225
FLAGLER COUNTY DETENTION CENTER		211	13	6%	224
DISCOVERY VILLAGE AT MELBOURNE		197	27	12%	224
INN AT ASTON GARDENS, THE		216	8	4%	224
MACTOWN, INC		222	2	1%	224
Lehigh Acres Health and Rehabilitation		211	12	5%	223
CCS - PAUL REIN DETENTION FACILITY		157	66	30%	223
ADVENT HEALTH CENTRA CARE - APOPKA NORTH		192	31	14%	223
SOUTH BALDWIN REGIONAL MEDICAL CENTER		207	15	7%	222
PINNACLES PEDS CARE PA		222			222
TUSCAN GARDENS OF PALM COAST		216	6	3%	222
PEDIATRIC SPECIALISTS MEDICAL GROUP	1	193	28	13%	222
PALMS MEDICAL GROUP HIGH SPRINGS		183	39	18%	222
Boynton Beach Rehabilitation Center	2	213	5	2%	220
SUPERIOR RESIDENCES OF PANAMA CITY BEACH		213	7	3%	220
CONCORD LIFE SCIENCES LLC	2	201	17	8%	220
WOOD LAKE HEALTH AND REHABILITATION CENTER		219			219
ANGELS DIAGNOSTIC GROUP		174	45	21%	219
ADVENT HEALTH CENTRA CARE - DAYTONA BEACH		94	125	57%	219
GABISA MEDICAL LLC		218	1	0%	219
CARE RESOURCE COMMUNITY HEALTH CENTERS INC		206	13	6%	219
BARKLEY PLACE	1	212	6	3%	219
LABCORP BURLINGTON	1	158	59	27%	218
LAKE PORT SQUARE		200	17	8%	217
THE MANOR AT CARPENTERS		185	32	15%	217
ST. CLOUD REGIONAL MEDICAL CENTER		199	18	8%	217
BROOKDALE ATRIM WAY		210	6	3%	216
MERCY MEDICAL URGENT CARE CENTER INC		156	60	28%	216
HEALTH FIRST - HOLMES REGIONAL MEDICAL CENTER		32	183	85%	215
GATEWAY/ADVENT CENTRA CARE	1	24	190	88%	215
Taylor Care Center		210	5	2%	215
CVS		54	160	75%	214

COVID-19: testing by laboratory

Data through May 26, 2021 verified as of May 27, 2021 at 09:25 AM

Data in this report are provisional and subject to change.

The numbers in the table below represent the number of Florida and non-Florida residents for whom test results were received by the Department of Health. A person can be tested by more than one laboratory and can have both positive and negative results. **Therefore, the sum of the numbers in each column will be larger than the total number of people tested.**

Reporting lab	Inconclusive	Negative	Positive	Percent positive	Total
BLOCK, NATION, CHASE, AND SMOLEN FAMILY MEDICINE		157	57	27%	214
PATRIOT MEDICAL LABORATORIES		206	8	4%	214
COASTAL DETOX		209	5	2%	214
ALL SEASONS NAPLES LLC		205	9	4%	214
CONSULATE HEALTH CARE OF WINTER HAVEN		209	4	2%	213
Consulate Healthcare of West Palm Beach		197	16	8%	213
San Jose Health & Rehabilitation		207	6	3%	213
POCONO MEDICAL CENTER		212	1	0%	213
TGH URGENT CARE - FAST TRACK			213	100%	213
CARE CENTERS OF NASSAU		208	5	2%	213
GEORGIA DEPARTMENT OF PUBLIC HEALTH	1	5	206	97%	212
FULGENT GENETICS	3	166	43	20%	212
EVERGREEN WOODS HEALTH & REHAB CENTER		211	1	0%	212
FAWCETT MEMORIAL HOSPITAL LABORATORY			212	100%	212
Bayside Health and Rehabilitation		181	31	15%	212
NO FLORIDA PEDIATRICS, PA		182	29	14%	211
LAB CORP	1	121	88	42%	210
GLENRIDGE ON PALMER RANCH,THE		202	8	4%	210
GOOD SAMARITAN SOCIETY OF DELAND		199	11	5%	210
MIRACLE HILL NURSING & REHABILITATION CENTER INC		204	6	3%	210
Nspire Health Care Kendall		199	10	5%	209
JEFFERSON COUNTY HEALTH DEPARTMENT-MONTICELLO		165	44	21%	209
Whispering Oaks	11	175	23	11%	209
THE PALACE NURSING AND REHABILITATION CENTER		209			209
WINDSOR WOODS REHAB & HEALTHCARE CTR		201	7	3%	208
AMA MEDICAL GROUP LLC		176	32	15%	208
HIALEAH SHORES NURSING AND REHAB CENTER		199	9	4%	208
CANTERFIELD OF OCALA, LLC		195	12	6%	207
NEW YORK CITY DEPARTMENT OF HEALTH & MENTAL		172	35	17%	207
OCEAN BIOSCIENCES LLC		206	1	0%	207
TRADITION MEDICAL CENTER LABORATORY		56	151	73%	207
TARPON POINT NURSING AND REHABILITATION CENTER		203	3	1%	206
KINDRED HOSPITAL SOUTH FLORIDA		171	35	17%	206
GARDENS HEALTH NH LLC		199	7	3%	206
SENIOR LIVING VII TAMPA LLC	1	195	9	4%	205
Cross Terrace REhabilitation		203	2	1%	205
VIPEDIATRICS PLLC		189	16	8%	205
PATHGROUP LABS LLC		97	107	52%	204
PALM HARBOR FAMILY PRACTICE & WALK-IN		157	47	23%	204
PCB CLINIC		159	45	22%	204
SUNY UPSTATE MEDICAL UNIVERSITY		189	15	7%	204
SOUTH GEORGIA MEDICAL CENTER		141	62	31%	203
PEDIATRIC ASSOCIATES AT ARGYLE PA		189	14	7%	203
TGH URGENT CARE POWERED BY FAST TRACK			203	100%	203
BROOKDALE OF SPRING HILL	9	192	2	1%	203
ADVENTHEALTH MEDICAL GROUP FAMILY MEDICINE AT		150	52	26%	202

COVID-19: testing by laboratory

Data through May 26, 2021 verified as of May 27, 2021 at 09:25 AM

Data in this report are provisional and subject to change.

The numbers in the table below represent the number of Florida and non-Florida residents for whom test results were received by the Department of Health. A person can be tested by more than one laboratory and can have both positive and negative results. **Therefore, the sum of the numbers in each column will be larger than the total number of people tested.**

Reporting lab	Inconclusive	Negative	Positive	Percent positive	Total
GRACE PEDIATRICS		168	34	17%	202
POLK COUNTY HEALTH DEPARTMENT		178	24	12%	202
NO FLORIDA PEDIATRICS, PA - BRADFORD		170	32	16%	202
SIGNATURE HEALTHCARE OF PORT CHARLOTTE		195	7	3%	202
VAMC WEST PALM LAB		5	196	98%	201
Governors Creek Health and Rehabilitation	1	198	2	1%	201
MD NOW MEDICAL CENTERS INC		154	47	23%	201
ADVENT HEALTH - CARROLLWOOD	4	169	27	14%	200
NORTH BEACH REHABILITATION CENTER		198	2	1%	200
AMERICAN FAMILY MEDICAL LLC		157	43	22%	200
BAYCARE HEALTH SYSTEMS	1	6	193	97%	200
HAWKINS FAMILY MEDICINE LLC	1	143	56	28%	200
HAZELDEN FLORIDA	1	192	7	4%	200
SUMMERFIELD EMERGENCY ROOM		151	48	24%	199
ROSECASTLE OF ZEPHRHILLS		196	3	2%	199
AVANTE OF BOCA RATON		198	1	1%	199
WEST COAST FAMILY MEDICAL CARE		163	36	18%	199
LAUREL POINT CARE ACQUISITION LLC DBA SANDGATE GARDENS REHAB AND NURSI		171	27	14%	198
MAGNOLIA MEDICAL CLINIC		86	112	57%	198
QUEENS HOSPITAL CENTER	1	187	10	5%	198
DEPARTMENT OF HEALTH & HUMAN SERVICES		198			198
TUSCAN GARDENS OF VENETIA MANAGEMENT COMPANY		179	18	9%	197
RIVERWOOD CENTER, THE		186	10	5%	196
SARNO EXTENDED HOURS		127	69	35%	196
ADVENT HEALTH CENTRA CARE - CARROLLWOOD	2	19	175	89%	196
AVANTE AT BOCA RATON		196			196
ABBIEJEAN RUSSELL CARE CENTER		195	1	1%	196
FINLAY CLINICAL LABORATORY INC	1	39	156	80%	196
RDV SPORTSPLEX PEDIATRICS		165	31	16%	196
CHARTER SENIOR LIVING OF PANAMA CITY BEACH		174	21	11%	195
Heritage Park Rehabilitation & Healthcare		177	18	9%	195
BRUCE S WEST MD	1	193	1	1%	195
PEDIATRICS OF GREATER ORLANDO		167	28	14%	195
GLADES HEALTH CARE CENTER		192	3	2%	195
FLORIDA DEPARTMENT OF HEALTH IN ALACHUA COUNTY -		179	16	8%	195
KINDRED HOSPITAL - SOUTH FLORIDA		191	4	2%	195
GULFCOAST PEDIATRICS		184	11	6%	195
BEACON AT GULF BREEZE, THE	2	181	11	6%	194
EAST NEW YORK DIAGNOSTIC AND TREATMENT		185	9	5%	194
BENTON HOUSE AT OAKLEAF		163	30	16%	193
ARDEN COURTS OF PALM HARBOR		173	20	10%	193
CANTERFIELD OF CLAY COUNTY		153	40	21%	193
BIGGERS FAMILY MEDICINE PA	1	177	15	8%	193
Consulate Health Care of Port Charlotte		191	2	1%	193
EMBRY RIDDLE AERONAUTICAL UNIVERSITY HEALTH SERVICES		1	192	99%	193
FIRST CHOICE PEDIATRICS SEMORAN		98	95	49%	193

COVID-19: testing by laboratory

Data through May 26, 2021 verified as of May 27, 2021 at 09:25 AM

Data in this report are provisional and subject to change.

The numbers in the table below represent the number of Florida and non-Florida residents for whom test results were received by the Department of Health. A person can be tested by more than one laboratory and can have both positive and negative results. **Therefore, the sum of the numbers in each column will be larger than the total number of people tested.**

Reporting lab	Inconclusive	Negative	Positive	Percent positive	Total
EXOSOME DIAGNOSTICS	1	172	20	10%	193
Signature Healthcare of Palm Beach		190	2	1%	192
Belleair Healthcare Center		186	6	3%	192
OCALA CBOC		180	12	6%	192
CYPRESS POINT LIVING, LLC		177	15	8%	192
Emory L Bennett State Veterans Nursing Home		188	3	2%	191
HEALTH LINK DIAGNOSTIC LABORATORIES		182	9	5%	191
PHYSICIANS REGIONAL MEDICAL CENTER - PINE RIDGE		20	171	90%	191
PRIMECARE OF DOTHAN		136	55	29%	191
OAKHURST CENTER	1	182	7	4%	190
NEO GENOMICS - FORT MYERS	1	183	6	3%	190
BAY EDUCATORS WELLNESS CENTER		131	59	31%	190
HEARTLAND HEALTHCARE AND REHAB CENTER		165	25	13%	190
The Inn at Sarasota Bay Club		186	3	2%	189
KRYSTAL BAY NURSING AND REHABILITATION		183	6	3%	189
ARDEN COURTS OF LARGO FL, LLC		167	22	12%	189
PREMIER COMMUNITY HEALTHCARE GROUP INC		181	8	4%	189
VIERA MANOR ASSISTED LIVING RESIDENCE		182	7	4%	189
NORTHEAST FLORIDA STATE HOSP-NURSING		187	1	1%	188
LIFE CARE CENTER OF ALTAMONTE SPRINGS		157	31	16%	188
NIGHT LITE PEDIATRICS WINTER GARDEN		144	44	23%	188
CSL PLASMA		31	157	84%	188
OMNI HEALTHCARE, INC		177	11	6%	188
OCEAN REEF MEDICAL CENTER		150	38	20%	188
ZON BEACHSIDE LLC		151	37	20%	188
US MEDICAL CARE, INC		164	23	12%	187
ATMORE COMMUNITY HOSPITAL LABORATORY		157	30	16%	187
BAPTIST HEALTH PRIMARY CARE	1	135	51	27%	187
CENTRAL FLORIDA HEALTHCARE GROUP LLC		151	36	19%	187
PLANTATION NURSING & REHAB CENTER		187			187
ANTHEM LAKES LLC		151	35	19%	186
LAKEVIEW TERRACE RETIREMENT COMMUNITY		167	19	10%	186
HOSPICE OF THE TREASURE COAST		179	6	3%	185
PPC-LAB EDI ORCHARD BI		176	9	5%	185
ADVENT		172	13	7%	185
ST. JAMES BAY HEALTH AND REHABILITATION CENTER		183	1	1%	184
BROOKDALE ORANGE PARK		182	2	1%	184
Madison Health and Rehabilitation Center		148	36	20%	184
CAYUGA MEDICAL CENTER AT ITHACA		178	5	3%	183
ADVENT HEALTH CENTRA CARE - WESLEY CHAPEL		13	170	93%	183
BRIGHTON EGGERT PHARMACY INC		176	7	4%	183
FHMG-FLORIDA HOSPITAL MEDICAL GROUP		157	26	14%	183
MOBILE INFIRMARY MED CENTER PATH LAB		168	15	8%	183
MAJESTIC OAKS		180	3	2%	183
WALGREENS CO		161	21	12%	182
The Crossroads		180	1	1%	181

COVID-19: testing by laboratory

Data through May 26, 2021 verified as of May 27, 2021 at 09:25 AM

Data in this report are provisional and subject to change.

The numbers in the table below represent the number of Florida and non-Florida residents for whom test results were received by the Department of Health. A person can be tested by more than one laboratory and can have both positive and negative results. **Therefore, the sum of the numbers in each column will be larger than the total number of people tested.**

Reporting lab	Inconclusive	Negative	Positive	Percent positive	Total
STERLING HOUSE OF PUNTA GORDA		180	1	1%	181
NORTH FLORIDA INTERNAL MEDICINE PA		145	35	19%	180
ALLIANCE PEDIATRICS		148	32	18%	180
REOPEN DIAGNOSTICS LLC (DBA PANDEMIC RESPONSE LAB)	2	177			179
WILTON MANORS HEALTH & REHABILITATION CENTER		170	9	5%	179
DOCTOR TODAY TLC LLC		123	55	31%	178
MID FLORIDA PATHOLOGY LLC MOBILE UNIT #4		125	53	30%	178
ROSECASTLE OF CITRUS		148	30	17%	178
QUALITY URGENT CARE AND WELLNESS PL	3	128	47	26%	178
MINUTECLINIC DIAGNOSTIC OF SOUTH CARO		151	27	15%	178
HARBOR BEACH NURSING AND REHABILITATION CENTER		147	30	17%	177
LISTENING DOCTOR PLLC, THE		159	18	10%	177
PROMPT CARE OF CENTRAL FLORIDA		7	170	96%	177
SUWANNEE VALLEY NURSING CENTER		163	14	8%	177
TGH URGENT CARE - SEMINOLE		17	160	90%	177
TERRACE AT HOBE SOUND, THE	1	162	14	8%	177
Peninsula Care and Rehab		164	12	7%	176
ASTON GARDENS AT PELICAN MARSH		169	7	4%	176
WOODBIDGE FACILITY INC		170	6	3%	176
GENE BY GENE		61	115	65%	176
MAINSTREAM DIAGNOSTIC LABORATORY LLC		148	27	15%	175
ORLANDO HEALTH EMERGENCY DEPARTMENT		163	12	7%	175
COASTAL INTERNAL MEDICINE		135	40	23%	175
REGENCY OAKS HEALTH CENTER		172	2	1%	174
CITRUS MEMORIAL HOSPITAL		1	173	99%	174
LONGWOOD CARDIOLOGY			174	100%	174
ANCHOR CARE AND REHABILITATION CENTER		173	1	1%	174
ARDEN COURTS OF LELY PALMS		171	2	1%	173
Winter Park Care and Rehab		171	2	1%	173
AEGIS MEDICAL GROUP		138	35	20%	173
WESLEY HAVEN VILLA	1	136	35	20%	172
URGENT CARE OF THE PALM BEACHES, NORTH PALM BEACH			172	100%	172
BROOKDALE FORT MYERS THE COLONY		167	5	3%	172
FINNISH AMERICAN REST HOME-ALF		169	2	1%	171
SOMERBY LAKE NONA		164	7	4%	171
JPR URGENT MEDICAL CARE		165	5	3%	170
ALLCARE MEDICAL CENTERS PC		145	25	15%	170
Life Care Center of Orlando		164	6	4%	170
GRAVITY DIAGNOSTICS		56	114	67%	170
PACIFICA SUNRISE		161	8	5%	169
ADVENT HEALTH CENTRA CARE - TEMPLE TERRACE	1	104	64	38%	169
OPPENHEIMER PLASTIC SURGERY LLC		164	5	3%	169
CORNERSTONE MEDICAL CARE OF BRANDON PL		139	30	18%	169
LANDMARK HOSPITAL SOUTHWEST FLORIDA LLC		163	5	3%	168
PANAMA CITY DEVELOPMENTAL CENTER		168			168
KEYSTYLE LIVING LLC	1	164	2	1%	167

COVID-19: testing by laboratory

Data through May 26, 2021 verified as of May 27, 2021 at 09:25 AM

Data in this report are provisional and subject to change.

The numbers in the table below represent the number of Florida and non-Florida residents for whom test results were received by the Department of Health. A person can be tested by more than one laboratory and can have both positive and negative results. **Therefore, the sum of the numbers in each column will be larger than the total number of people tested.**

Reporting lab	Inconclusive	Negative	Positive	Percent positive	Total
OSPREY VILLAGE AT AMELIA ISLAND LTD		157	10	6%	167
NEMOURS CHILDREN'S URGENT CARE		80	87	52%	167
MEADOWCREST FAMILY PHYSICIANS		98	69	41%	167
REHAB AND HEALTHCARE CENTER OF CAPE CORAL		167			167
MINUTECLINIC LLC #4987		150	17	10%	167
WALTON PLACE		166			166
ANYLABTEST NOW		158	8	5%	166
SEVEN HILLS HEALTH AND REHABILITATION CENTER		149	16	10%	165
WRIGHTS HEALTH CARE AND REHABILITATION CENTER		135	30	18%	165
CITRUS HEALTH AND REHAB		132	33	20%	165
BROOKDALE BONITA SPRINGS		162	3	2%	165
THE ARLINGTON OF NAPLES INC.		162	3	2%	165
NORTH PORT REHABILITATION AND NURSING CENTER		163	1	1%	164
ENCOMPASS HEALTH REHABILITATION HOSPITAL		162	2	1%	164
CHERRY OAK PALM BEACH COUNTY		156	8	5%	164
LEE MEMORIAL HEALTH SYSTEM HEALTH FAIR		157	7	4%	164
PRECISION GENETICS, INC		157	6	4%	163
BRADENTON HEALTH CARE		163			163
TRI COUNTY NURSING HOME		162	1	1%	163
PHYSICIAN PARTNERS PERRY		99	64	39%	163
MINUTECLINIC DIAGNOSTIC OF NORTH CAROL		138	25	15%	163
DEERFIELD BEACH REHABILITATION AND NURSING		157	5	3%	162
KINDRED HOSPITAL NORTH FLORIDA	3	151	8	5%	162
DOCTORS MEMORIAL FAMILY PRACTICE	2	122	38	23%	162
ARLINGTON OF NAPLES INC, THE		162			162
WINKLER COURT		159	2	1%	161
DESOTO PALMS ALF		155	6	4%	161
GRAND VILLA OF ORMOND BEACH		154	6	4%	160
OHI WEST INC		147	13	8%	160
F&T MEDICAL RESEARCH, INC		160			160
KEYSTONE REHAB		160			160
AMERICAN HOUSE COCONUT POINT		138	22	14%	160
TUSCAN ISLE CHAMPIONSGATE OP CO LLC		158	2	1%	160
ARCADIA HEALTH AND REHABILITATION CENTER		100	60	38%	160
GREENBRIAR REHABILITATION AND NURSING CENTER	1	159			160
POINTE, THE		131	28	18%	159
BROOKDALE PENSACOLA		158	1	1%	159
GRAND AVE PHARMACY		112	47	30%	159
LABORATORY OF FLORIDA		103	56	35%	159
QUALITY URGENT CARE AND WELLNESS		111	48	30%	159
The Crossings		157	2	1%	159
ADVENTHEALTH HOSPICE CARE CENTRAL FLORIDA		154	5	3%	159
PROVIDENCE HOSPITAL LABORATORY		149	9	6%	158
WUESTHOFF REF LABORATORY			158	100%	158
TIMBERRIDGE NURSING HOME & REHAB		123	34	22%	157
CROSSWINDS HEALTH AND REHABILITATION CENTER	1	154	2	1%	157

COVID-19: testing by laboratory

Data through May 26, 2021 verified as of May 27, 2021 at 09:25 AM

Data in this report are provisional and subject to change.

The numbers in the table below represent the number of Florida and non-Florida residents for whom test results were received by the Department of Health. A person can be tested by more than one laboratory and can have both positive and negative results. **Therefore, the sum of the numbers in each column will be larger than the total number of people tested.**

Reporting lab	Inconclusive	Negative	Positive	Percent positive	Total
WALGREENS 6221		139	18	11%	157
ALL FLORIDA FAMILY AND SPORTS MEDICINE		134	23	15%	157
FAWCETT MEMORIAL HOSPITAL-LAB		39	118	75%	157
MEMORY CARE OF NAPLES		155	1	1%	156
CRANE CENTER		125	31	20%	156
CLEARWATER STATMED QUICK QUALITY CLINICS		47	109	70%	156
Englewood Healthcare and Rehab		141	15	10%	156
MD NOW MEDICAL CENTERS, INC.		121	35	22%	156
TALLAHASSEE VA OPC		147	9	6%	156
COCOA BEACH/ADVENT CENTRA		41	114	74%	155
AESTHETIC SURGERY CENTER OF WINTER PARK, THE	3	147	5	3%	155
Summit Medical Group		143	12	8%	155
UNIVERSTIY CENTER MEDICAL LLC DBA	1	148	6	4%	155
CORE BIO LABS		76	79	51%	155
DIAMOND RIDGE		147	8	5%	155
FAMILY EXTENDED CARE OF CENTRAL TAMPA		137	18	12%	155
CLINICA HISPANA		1	154	99%	155
Centre Pointe Health and Rehabilitation Center		143	11	7%	154
PRUITT HEALTH		152	2	1%	154
WINDSOR OF LAKEWOOD RANCH,THE		151	3	2%	154
NAPHCARE, INC.		144	10	6%	154
NCRNC INC		140	14	9%	154
PALMETTTO FACILITY INC	1	153			154
GRAND VILLA OF DELAND		145	9	6%	154
DIAGNOSTIC LABORATORY OF OKLAHOMA		127	26	17%	153
SUNNY HILLS ALF OF SEBRING INC		140	13	8%	153
ENCOMPASS HEALTH REHABILITATION HOSPITAL OF SARASOTA		152	1	1%	153
TURNING POINT OF TAMPA		145	8	5%	153
GATEWAY CARE CENTER		150	2	1%	152
SONATA COCONUT CREEK	2	127	23	15%	152
BLOCK NATION CHASE		123	29	19%	152
NAVARRE GARDENS LLC		127	25	16%	152
A2Z DIAGNOSTICS		151	1	1%	152
ROHR HOME		146	6	4%	152
WILLOW BROOKE COURT AT AZALEA TRACE		149	3	2%	152
PM PEDIATRICS		128	23	15%	151
ORANGE COUNTY CORRECTIONS HEALTH SERVICES		121	30	20%	151
VILLAGE ON THE ISLE□		145	6	4%	151
PALM BEACH COUNTY HEALTH DEPT LAB	4	140	7	5%	151
MACKOUL PEDIATRICS FORT MYERS		130	21	14%	151
REFUAH HEALTH CENTER LABORATORY		143	8	5%	151
GOLD CHOICE SENIOR COMMUNITIES		109	41	27%	150
EMERALD COAST BEHAVIORAL HOSPITAL		143	7	5%	150
ADVENT HEALTH - CENTRAL PASCO ER		131	19	13%	150
ISLAND LAKE CENTER		127	22	15%	149
MED COMP SCIENCES		3	146	98%	149

COVID-19: testing by laboratory

Data through May 26, 2021 verified as of May 27, 2021 at 09:25 AM

Data in this report are provisional and subject to change.

The numbers in the table below represent the number of Florida and non-Florida residents for whom test results were received by the Department of Health. A person can be tested by more than one laboratory and can have both positive and negative results. **Therefore, the sum of the numbers in each column will be larger than the total number of people tested.**

Reporting lab	Inconclusive	Negative	Positive	Percent positive	Total
PRECISION HEALTH RESOURCES, LLC	1	133	15	10%	149
DAYSRING VILLAGE		127	22	15%	149
SANIBEL INTERNAL MEDICINE, LLC		143	6	4%	149
AVOW HOSPICE INC		148	1	1%	149
SEAGRASS VILLAGE FLEMING ISLAND		111	37	25%	148
East Bay Rehabilitation Center		113	35	24%	148
FG RAPID		140	8	5%	148
A PLUS FAMILY URGENT CARE		122	26	18%	148
MV MEDICAL PRACTICE DBA PRIMARY URGENT CARE		141	7	5%	148
PROVISTA DIAGNOSTICS, INC		145	3	2%	148
MILLENNIUM LAB SERVICES			148	100%	148
SUMMIT MEDICAL GROUP PA		134	13	9%	147
Alhambra Health and Rehabilitation		146	1	1%	147
MAIN STREET MEDICAL CENTER OF CRESTVIEW PA		121	26	18%	147
TGH URGENT CARE - RIVERVIEW		1	145	99%	146
BOSTON RED SOX CLUB LP		144	2	1%	146
WILLOWBROOKE COURT AT ST ANDREWS ESTATES		141	5	3%	146
ST PETERSBURG PEDIATRICS-MLK JUNIOR BLVD		134	12	8%	146
Quail Run Health Care Center		146			146
RESEARCH CENTERS OF AMERICA, LLC		119	27	18%	146
BIODESIX, INC.		114	32	22%	146
WEDGEWOOD HEALTHCARE CENTER		94	52	36%	146
DAYSRING SENIOR LIVING LLC		144	2	1%	146
PEDIATRIC SERVICES AND BREATHING CENTER PA		115	30	21%	145
BROOKDALE CAPE CORAL		145			145
REGENCY CARE OF BLOUNTSTOWN LLC		135	10	7%	145
MANOR CARE OF PALM HARBOR		142	3	2%	145
MINUTECLINIC DIAGNOSTIC OF NORTH CARO		130	15	10%	145
DOCTORS CENTER PA,THE		123	22	15%	145
TREASURE COAST FORENSIC TREATMENT CTR		124	21	14%	145
KINDRED HOSPITAL-BAY AREA-ST PETERSBURG LAB	1	138	6	4%	145
ADVENTHEALTH CENTRA CARE PONCIANA	1	81	63	43%	145
PANCARE HEALTH GULF COUNTY		112	32	22%	144
MICRO PATH LABORATORIES INC		141	3	2%	144
OAKS OF KISSIMMEE HEALTH AND REHABILITATION CENTER		140	4	3%	144
ECOLAB GROUP		108	36	25%	144
BAY REGIONAL URGENT CARE	1	99	44	31%	144
ORANGE PARK PEDIATRICS		127	16	11%	143
SMILEY MEDICAL GROUP		108	35	24%	143
SOUTH LAKE PEDIATRICS		124	19	13%	143
ISLAND COAST PEDIATRICS		131	12	8%	143
LATE HOURS URGENT CARE		68	75	52%	143
ST JOSEPHS HOSPITAL SOUTH HOSPITAL		1	142	99%	143
JEFFERY WEINZWEIG		2	141	99%	143
GIBBENS FAMILY MEDICAL, LLC		121	21	15%	142
STEWART MEDICAL GROUP		35	107	75%	142

COVID-19: testing by laboratory

Data through May 26, 2021 verified as of May 27, 2021 at 09:25 AM

Data in this report are provisional and subject to change.

The numbers in the table below represent the number of Florida and non-Florida residents for whom test results were received by the Department of Health. A person can be tested by more than one laboratory and can have both positive and negative results. **Therefore, the sum of the numbers in each column will be larger than the total number of people tested.**

Reporting lab	Inconclusive	Negative	Positive	Percent positive	Total
LabCorp L#09258090 M#09258105		75	67	47%	142
THREE OAKS PHARMACY INC		127	15	11%	142
ARDEN COURTS OF WEST PALM BEACH		137	5	4%	142
DIATHERIX LABORATORIES		79	63	44%	142
SONNIS PEDIATRICS PA		124	18	13%	142
HIGHLANDS MEDICAL CENTER		139	3	2%	142
GRAND VILLA OF LAKELAND		136	6	4%	142
DB MD		126	16	11%	142
UNITED CLINICAL LABORATORIES		132	9	6%	141
WELLSNOW URGENT CARE PC		139	2	1%	141
NOVARI CARE LLC		97	44	31%	141
KEYSTONE PLACE AT NAPLES PRESERVE		136	5	4%	141
SURFSIDE URGENT CARE		114	27	19%	141
TROPICANA MANUFACTURING COMPANY INC		134	7	5%	141
GUIDEWELL EMERGENCY MEDICINE DOCTORS LLC		95	46	33%	141
JOHN KNOX VILLAGE OF CENTRAL FLORIDA		136	5	4%	141
PORT ST LUCIE REHABILITATION AND HEALTHCARE		98	43	30%	141
VITAS HEALTHCARE CORPORATION OF FLORIDA		137	4	3%	141
CARENOW URGENT CARE - LAKE MARY			140	100%	140
ENCOMPASS HEALTH REHABILITATION HOSPITAL OF LARGO		137	3	2%	140
DOCTOR'S IN HOUSE LABORATORY		18	122	87%	140
Gulf Coast Healthcare (Longwood Health and Rehab		118	21	15%	139
LABCORP RTP		55	84	60%	139
GRAND OAKS HEALTH & REHABILITATION		138	1	1%	139
Lakeside Nursing and Rehabilitation Center	1	112	25	18%	138
AMERICAN PATHOLOGY PARTNERS		136	2	1%	138
MANOR AT BLUEWATER BAY		131	7	5%	138
TGH URGENT CARE - TYRONE		10	128	93%	138
AHEC CLINIC		8	130	94%	138
SMS DO PA		118	20	14%	138
CLARE BRIDGE OF CAPE CORAL	1	137			138
ADVENT HEALTH CENTRA CARE - DELAND		28	110	80%	138
PUTNAM COUNTY SHERIFFS OFFICE		128	10	7%	138
ADVENT HEALTH CENTRA CARE - CITRUS PARK		9	129	93%	138
SPRING HAVEN RETIREMENT	1	133	3	2%	137
PRIME HEALTH OF NORTH PORT LLC		115	22	16%	137
HARBORCHASE OF VERO BEACH	1	117	19	14%	137
SUNRISE SENIOR LIVING OF JACKSONVILLE		120	17	12%	137
VITAS HEALTHCARE		123	14	10%	137
SONATA DELRAY BEACH		125	11	8%	136
MINUTECLINIC DIAGNOSTIC OF OHIO LLC		114	22	16%	136
TREASURE COAST PEDIATRICS PA		128	8	6%	136
SIMED LABORATORY		116	20	15%	136
ADVENT HEALTH CENTRA CARE - ORANGE CITY	1	53	82	60%	136
ARIZONA DEPARTMENT OF HEALTH SERVICES		5	131	96%	136
PATRICK AIR FORCE BASE		21	115	85%	136

COVID-19: testing by laboratory

Data through May 26, 2021 verified as of May 27, 2021 at 09:25 AM

Data in this report are provisional and subject to change.

The numbers in the table below represent the number of Florida and non-Florida residents for whom test results were received by the Department of Health. A person can be tested by more than one laboratory and can have both positive and negative results. **Therefore, the sum of the numbers in each column will be larger than the total number of people tested.**

Reporting lab	Inconclusive	Negative	Positive	Percent positive	Total
OAKS OF CLEARWATER, THE		133	3	2%	136
L&S SENIOR CARE DBA ARCADIA OAKS	4	131	1	1%	136
PEDIATRIC CARE CENTER		135			135
SEMINOLE SPORTS AND FAMILY MEDICINE		119	16	12%	135
CLUB HEALTH AND REHABILITATION CENTER, THE		134	1	1%	135
IRL MARKET LAB ALACHUA		104	31	23%	135
SONATA WEST		133	2	1%	135
MEYER PEDIATRICS		119	16	12%	135
SHERMAN-ABRAMS LABORATORY INC		127	8	6%	135
VITAS HEALTHCARE CORP OF FLORIDA		133	1	1%	134
ADVANCED MEDICAL CENTER		86	48	36%	134
HOSPICE OF MARTIN & ST LUCIE, INC		131	3	2%	134
VIERA HOSPITAL			134	100%	134
SOUTH CAMPUS FACILITY INC		122	12	9%	134
ALTERNATIVE LIVING, INC DBA TWIN CITIES PAVILION		131	3	2%	134
SUNY UPSTATE OVERFLOW LABORATORY		134			134
SANDALWOOD NURSING CENTER		127	7	5%	134
SOLARIS SENIOR LIVING OF MERRITT ISLAND		129	5	4%	134
HEARTLAND PHARMACY LAKE PLACID, INC		100	33	25%	133
AMERICAN HOUSE-BONITA SPRINGS		131	1	1%	132
AVANTE AT BOCA RATON, INC		132			132
COQUINA CENTER		126	6	5%	132
ALL CARE URGENT CARE			132	100%	132
THE REHABILITATION CENTER OF LAKE CITY		127	5	4%	132
LAKELAND REGIONAL HEALTH LAKE MIRIAM	3	87	42	32%	132
CENTRACARE		18	114	86%	132
RARITAN BAY PERTH AMBOY		123	9	7%	132
MORTON PLANT HOSPITAL NURSING		2	130	98%	132
CHARLES CROFT MD	1	128	2	2%	131
FHMG- FLORIDA HOSPITAL MEDICAL GROUP		117	14	11%	131
THE WELLNESS CENTER AT LAKEWOOD RANCH		43	88	67%	131
ARBOR TERRACE SAN JOSE LLC	3	126	2	2%	131
EC OPCO CARROLLWOOD LLC		124	7	5%	131
TIFFANY HALL NURSING AND REHAB CENTER		122	9	7%	131
INTEGRATED REGIONAL LABORATORIES		119	12	9%	131
FOUNTAINS OF HOPE LLC, THE		130	1	1%	131
Golfview Healthcare Center		124	6	5%	130
MOOSEHAVEN LIFE CARE CENTER		130			130
PANAMA PHARMACY	3	109	18	14%	130
ADVANCED EMURGENT CARE		32	98	75%	130
QUICK CARE MED PL CR		80	50	38%	130
THE CLUB AND REHABILITATION CENTER		129	1	1%	130
FHMG LAKE MARY PEDS		112	17	13%	129
MONTEFIORE MEDICAL CENTER LABORATORIES - MOSES		118	11	9%	129
CHILDRENS CLINIC		74	55	43%	129
PALM BAY HOSPITAL			129	100%	129

COVID-19: testing by laboratory

Data through May 26, 2021 verified as of May 27, 2021 at 09:25 AM

Data in this report are provisional and subject to change.

The numbers in the table below represent the number of Florida and non-Florida residents for whom test results were received by the Department of Health. A person can be tested by more than one laboratory and can have both positive and negative results. **Therefore, the sum of the numbers in each column will be larger than the total number of people tested.**

Reporting lab	Inconclusive	Negative	Positive	Percent positive	Total
TRI-COUNTY NURSING HOME		117	12	9%	129
THE COURTYARD ASSISTED LIVING		125	4	3%	129
LIFESTREAM BEHAVIORIAL CENTER		104	25	19%	129
BMHSI-AEL MICROBIOLOGY LABORATORY	2	102	25	19%	129
BLISS HEALTHCARE SERVICES	1	102	25	20%	128
Cross Landings Health and Rehabilitation		119	9	7%	128
IQBAL A FARUQUI MD		93	35	27%	128
SHOAL CREEK REHABILITATION CENTER		85	43	34%	128
WORLD OF PEDIATRICS LLC		120	8	6%	128
WESTCHESTER MEDICAL CENTER	1	121	6	5%	128
PALMS EDGE	1	119	8	6%	128
GESSLER CLINIC PA		98	29	23%	127
ADVENTHEALTH MEDICAL GROUP PRIMARY CARE		116	11	9%	127
HILLSBOROUGH COUNTY DEVELOPMENTAL CTR	1	117	9	7%	127
FLORIDA DEPARTMENT OF HEALTH IN LAKE COUNTY	1	79	47	37%	127
HOSPICE OF THE EMERALD COAST INC - PANAMA CITY	2	118	7	6%	127
MINUTECLINIC DIAGNOSTIC OF RHODE ISLAND, LLC #729		122	4	3%	126
IXI WELLNESS DALLAS, LLC		126			126
NORTHWESTERN UNIVERSITY CORP		125	1	1%	126
LPG PRIMARY CARE AT SURFSIDE		110	16	13%	126
WINDERMERE MEDICAL CENTER		120	6	5%	126
Mt Sinai Aventura			125	100%	125
BROOKDALE PALM COAST		125			125
TOTAL CARE PLUS LLC			125	100%	125
J FRANK AVEY MD		97	28	22%	125
SIMEDHEALTH LLC		106	18	15%	124
ISLAND URGENT CARE PLLC DBA AFC URGENT CARE		123	1	1%	124
FLORIDA ATLANTIC UNIVERSITY		116	8	6%	124
NORTH FL SOUTH GA HCS-MALCOM RANDALL VAMC			124	100%	124
TREASURE COAST PRIMARY CARE		101	23	19%	124
LENOX HILL HOSPITAL		115	9	7%	124
ADVENT HEALTH CENTRA CARE - BRANDON		31	93	75%	124
ARDEN COURTS OF SARASOTA		106	18	15%	124
ARBOR GLEN AT ARBOR TRACE	2	113	9	7%	124
TUSCAN ISLE OPERATING COMPANY LLC DBA		120	4	3%	124
COLONY CARE CENTER		106	17	14%	123
GENEDX		48	75	61%	123
PSL NAPLES BH OPERATIONS, LLC		123			123
CITRUS MEMORIAL HEALTH SYSTEM LAB	2		121	98%	123
PICH KTM CORP DBA MEDTOWN PHARMACY		106	17	14%	123
PARKVIEW HEALTH		121	1	1%	122
VILLAGES VA CBOC	2	113	7	6%	122
PHYSICIANS REGIONAL CLINIC		92	30	25%	122
Sandy Ridge Center for Rehabilitation and Healing		100	22	18%	122
BROOKDALE JENSEN BEACH		118	3	2%	121
Crystal Health & Rehab Center		115	6	5%	121

COVID-19: testing by laboratory

Data through May 26, 2021 verified as of May 27, 2021 at 09:25 AM

Data in this report are provisional and subject to change.

The numbers in the table below represent the number of Florida and non-Florida residents for whom test results were received by the Department of Health. A person can be tested by more than one laboratory and can have both positive and negative results. **Therefore, the sum of the numbers in each column will be larger than the total number of people tested.**

Reporting lab	Inconclusive	Negative	Positive	Percent positive	Total
Hialeah Nursing And Rehabilitation Center		115	6	5%	121
URGENT CARE TCMA			121	100%	121
CALADIUM PEDIATRICS		105	16	13%	121
PINELLAS COUNTY JAIL			121	100%	121
CVS NY4098030POCT NEW YORK		119	1	1%	120
ISLAND DOCTORS		23	97	81%	120
CAN COMMUNITY HEALTH		118	2	2%	120
HOBDAI FAMILY HEALTH LLC		83	37	31%	120
INFINITY BIOLOGIX LLC OAKDALE		114	6	5%	120
UNIVERSITY HEALTH SYSTEM INC		109	11	9%	120
ARBOR TERRACE ORTEGA LLC	2	116	2	2%	120
MED ONE AT SAINT AUGUSTINE		87	33	28%	120
MY CLINICAL LAB INC		17	103	86%	120
FLAGLER COLLEGE HEALTH SERVICES		86	34	28%	120
BROWARD HEALTH CORAL SPRINGS EPIDEMIOLOGY DEPT		1	118	99%	119
BROOKDALE CANOPY OAKS		87	32	27%	119
DELAND WELLNESS CENTER			119	100%	119
VILLAS OF HOLLY BROOK - BRADENTON 14TH		117	2	2%	119
RDX BIOSCIENCE		60	59	50%	119
COASTAL HEALTH AND REHAB		110	9	8%	119
MATHISON RETIREMENT COMMUNITY		114	5	4%	119
SH HERON EAST LLC		103	15	13%	118
Ocala Oaks Rehabilitation Center		112	6	5%	118
NORTH SHORE MEDICAL LABS	1	110	7	6%	118
SOUTH BALDWIN MEDICAL CENTER GULF SHORES		95	23	19%	118
GRAND OAKS OF JENSEN BEACH LLC		113	5	4%	118
MINUTECLINIC DIAGNOSTIC OF SOUTH CAROLINA, LLC		98	20	17%	118
G & R HEALTH MART PHARMACY		98	20	17%	118
MD 365 MEDICAL CARE		117	1	1%	118
BAY PINES MEDICAL ASSOCIATES		1	116	99%	117
MULBERRY CARE CENTER		104	13	11%	117
CAREATC		30	87	74%	117
NEIGHBORHOOD MEDICAL CENTER		112	5	4%	117
BROOKDALE COLONIAL PARK	2	114	1	1%	117
CAREMOUNT MEDICAL - PATHOLOGY		113	4	3%	117
CONSULATE HEALTH CARE OF SARASOTA	1	115			116
BELVEDERE COMMONS OF FORT WALTON BEACH		106	10	9%	116
CSL PLASMA INC		11	105	91%	116
TREASURE COAST MEDICAL ASSOCIATES		4	112	97%	116
WESTWOOD NURSING & REHAB		82	34	29%	116
CARE CENTERS OF NASSAU, LLC - HENDRICKS RD		115	1	1%	116
OZ		116			116
LEE COUNTY SCHOOL DISTRICT	1	108	7	6%	116
CABANA AT JENSEN DUNES, THE		112	4	3%	116
UNIVERSITY MEDICAL CENTER SUITES		101	14	12%	115
Courtyards of Orlando Care Center		102	13	11%	115

COVID-19: testing by laboratory

Data through May 26, 2021 verified as of May 27, 2021 at 09:25 AM

Data in this report are provisional and subject to change.

The numbers in the table below represent the number of Florida and non-Florida residents for whom test results were received by the Department of Health. A person can be tested by more than one laboratory and can have both positive and negative results. **Therefore, the sum of the numbers in each column will be larger than the total number of people tested.**

Reporting lab	Inconclusive	Negative	Positive	Percent positive	Total
SUNFLOWER SPRINGS ASSISTED LIVING		105	10	9%	115
GRACE MEDICAL HOME		95	20	17%	115
ORLANDO ORTHOPAEDIC CENTER		110	5	4%	115
THE POINTE AT CEDAR PARK		114	1	1%	115
ELAN BUENA VISTA		97	17	15%	114
ASHRAF MEDICAL GROUP PLLC DBA PULSE MD		111	3	3%	114
AVANTE OF MOUNT DORA INC		114			114
VANDERBILT UNIVERSITY MEDICAL CENTER		104	10	9%	114
ORLANDO LUTHERAN TOWERS ASSISTED LIVING		113			113
CLEVELAND CLINIC FOUNDATION		12	101	89%	113
WHITE PLAINS HOSPITAL CENTER LAB		109	4	4%	113
AFTER HOURS PEDIATRICS			113	100%	113
GRAND VILLA OF LARGO		101	11	10%	112
AU HEALTH		96	16	14%	112
ALLIED HEALTH FORT PIERCE		112			112
EXPRESS DOCS LLC		11	101	90%	112
VRL EUROFINIS - HAWAII		112			112
NAPHCARE INC		106	6	5%	112
ALL MY KIDS PEDIATRICS INC		78	33	30%	111
MG PORT CHARLOTTE II SUBTENANT LLC		99	12	11%	111
HARBORCHASE OF NAPLES		97	14	13%	111
DAVENPORT PEDIATRICS CLERMONT PA		98	13	12%	111
LECONTE MEDICAL CENTER LAB		91	20	18%	111
MEDEXPRESS - BLOOMIN BRANDS		88	23	21%	111
BAPTIST MEDICAL CENTER SOUTH		88	22	20%	110
ST LUCIE COUNTY JAIL		95	15	14%	110
KALEIDA HEALTH CENTER FOR LABORATORY		104	6	5%	110
DHMD		110			110
LAKE HOUSE ASSISTED LIVING		93	17	15%	110
WE SCREEN LLC		104	6	5%	110
MIAMI BEACH COMMUNITY HEALTH CENTER		2	107	98%	109
Riviera Health Resort		108	1	1%	109
FLORIDA PEDIATRIC GROUP		44	65	60%	109
GEORGE E WEEMS MEMORIAL HOSPITAL LAB		92	17	16%	109
BRANDYWYNE HEALTH CARE CENTER		107	2	2%	109
Gulfport Rehabilitation Center		106	3	3%	109
NAVY HOSPITAL			108	100%	108
ORLANDO COVID TEST , LLC		99	9	8%	108
CATHOLIC HEALTH SERVICES REGIONAL LAB		100	8	7%	108
EVANS HEALTH CARE		106	2	2%	108
North Lake Care Center		107	1	1%	108
Salerno Bay Health & Rehabilitation Center		97	11	10%	108
STONY BROOK UNIVERSITY MEDICAL CENTER		94	14	13%	108
BAY VIEW HEALTHCARE		85	22	21%	107
JOHN D ARCHBOLD MEMORIAL HOSPITAL		103	4	4%	107
ROYAL CARE OF AVON PARK		104	3	3%	107

COVID-19: testing by laboratory

Data through May 26, 2021 verified as of May 27, 2021 at 09:25 AM

Data in this report are provisional and subject to change.

The numbers in the table below represent the number of Florida and non-Florida residents for whom test results were received by the Department of Health. A person can be tested by more than one laboratory and can have both positive and negative results. **Therefore, the sum of the numbers in each column will be larger than the total number of people tested.**

Reporting lab	Inconclusive	Negative	Positive	Percent positive	Total
MENORAH HOUSE		106	1	1%	107
HEART OF FLORIDA REGIONAL MED CTR		35	71	67%	106
JESSIE TRICE COMMUNITY HEALTH SYSTEM, INC		89	17	16%	106
DOUGLAS T JACOBSON STATE VETERANS HOME		106			106
PORT CHARLOTTE REHABILITATION CENTER		91	15	14%	106
HEARTLAND PEDIATRIC ASSOCIATES		88	18	17%	106
NORTH FLORIDA EVALUATION AND TREATMENT CENTER	2	99	5	5%	106
SUNSHINE GARDENS		105	1	1%	106
ELMCROFT OF BELLA VITA□		98	8	8%	106
325TH MEDICAL GROUP		87	19	18%	106
LABCORP		33	73	69%	106
PUBLIC SQUARE PHARMACY LLC		84	22	21%	106
BREVARD HEALTH ALLIANCE INC		103	3	3%	106
AHMG SURGICAL SPECIALIST		105			105
MEDICAL CONSULTANTS OF FLORIDA DBA	1	90	14	13%	105
NORTH CENTRAL BRONX HOSPITAL		100	5	5%	105
GADSDEN COUNTY HEALTH DEPARTMENT		92	13	12%	105
ST MARK ASSISTED LIVING CENTER	1	92	12	11%	105
1ST PRIORITY LAB SERVICES		88	17	16%	105
COASTAL LABORATORIES OF FLORIDA		92	13	12%	105
ST PETERSBURG PEDIATRICS-SEMINOLE		92	13	12%	105
PREDICTIVE LABORATORIES, INC	1	90	13	13%	104
EAST RIDGE RETIREMENT VILLAGE INC		104			104
PANIRA HEALTHCARE CLINIC		2	102	98%	104
PEDIATRIC SERVICES OF AMERICA INC		98	6	6%	104
WINDSOR OAKS		103	1	1%	104
AESTHETIC ENHANCEMENTS		104			104
MEDEXPRESS URGENT CARE WEST TAMPA			104	100%	104
GRANDE, THE□	2	98	4	4%	104
PEDIATRIC CARE CENTER- JACKSONVILLE BEACH		75	29	28%	104
FLORIDA MEDICAL CLINIC - MULTI SPECIALTY CAMPUS		53	51	49%	104
VISTA MANOR		92	12	12%	104
PRIMECARE AT TWIN LAKES		3	100	97%	103
ADVENT HEALTH CENTRA CARE - EAST ORLANDO		73	30	29%	103
GILBERT MEDICAL GROUP		96	7	7%	103
HENNEPIN HEALTHCARE LABORATORY		102			102
HAWTHORN HOUSE□		88	14	14%	102
CENTRAL FLORIDA HEALTH CARE		47	55	54%	102
SEBRING PEDIATRICS LLC		75	27	26%	102
LAFAYETTE NURSING AND REHABILITATION CENTER		100	2	2%	102
BROOKDALE VERO BEACH SOUTH AL		101	1	1%	102
PruittHealth Fleming Island		87	15	15%	102
SANTA BARBARA CARE CENTER		78	24	24%	102
CRESTVIEW URGENT CARE	1	23	78	76%	102
JOHN KNOX VILLAGE OF FLORIDA ALF	1	96	4	4%	101
EMERALD COAST CENTER		97	4	4%	101

COVID-19: testing by laboratory

Data through May 26, 2021 verified as of May 27, 2021 at 09:25 AM

Data in this report are provisional and subject to change.

The numbers in the table below represent the number of Florida and non-Florida residents for whom test results were received by the Department of Health. A person can be tested by more than one laboratory and can have both positive and negative results. **Therefore, the sum of the numbers in each column will be larger than the total number of people tested.**

Reporting lab	Inconclusive	Negative	Positive	Percent positive	Total
CCS - BROWARD COUNTY JAIL		94	7	7%	101
MACADAMS HOME HEALTH AGENCY		100	1	1%	101
GOLFCREST HEALTHCARE CENTER		101			101
TANVIR H SHAGAR NP		94	7	7%	101
PENNSYLVANIA DEPT OF HEALTH		21	80	79%	101
GOOD HEARTS COVID TESTING		57	43	43%	100
GLOBAL CENTRAL LABS AT PPD	2	88	10	10%	100
CENTURY CENTER FOR REHABILITATION & HEALING		81	18	18%	99
SIGNATURE HEALTHCARE OF MIDDLEBURG		97	2	2%	99
GARDENS AT TERRACINA HEALTH & REHABILITATION		98	1	1%	99
HUNTSVILLE HOSPITAL LABORATORY		71	28	28%	99
KINDRED AT HOME		90	9	9%	99
DEVANSH LAB WERKS INC		79	20	20%	99
CATHOLIC HEALTH SYSTEM DEPT LABORATORY		95	4	4%	99
Consulate Health Care of Jacksonville		85	14	14%	99
MIRIMUS CLINICAL LABS	2	42	54	55%	98
PLAZA OF HALLANDALE BEACH		98			98
URINEGOODHANDS LLC		96	2	2%	98
EMERGENCY PHYSICIANS MEDICAL CENTER LLC		74	24	24%	98
INSTITUTE OF PATHOLOGY KINGS COUNTY		95	3	3%	98
ST VINCENTS PRIMARY CARE		90	8	8%	98
ATLAN		89	9	9%	98
ARBOR TRAIL		78	20	20%	98
CVS MINUTE CLINIC		3	95	97%	98
LANDMARK, THE		48	50	51%	98
LAKE BUTLER HOSPITAL		88	10	10%	98
SEMINOLE COUNTY HEALTH DEPARTMENT		79	19	19%	98
PREMIUM HEALTH SERVICES OF TAMPA BAY LLC		62	36	37%	98
FLORIDA COMMUNITY HEALTH CENTERS INC			98	100%	98
ROSECASTLE AT DELANEY CREEK		96	2	2%	98
VALLEY MEDICAL CENTER		91	7	7%	98
HURLBURT FIELD CLINIC		39	59	60%	98
KORGENE LAB	1	28	69	70%	98
HEALTH CENTERS AT BRENTWOOD		96	1	1%	97
MEDRITE URGENT CARE		83	14	14%	97
A COUNTRY PLACE ASSISTED LIVING FACILITY		95	2	2%	97
MINNESOTA TWINS		92	5	5%	97
SKIPPACK MEDICAL LAB		82	15	15%	97
SUPERIOR RESIDENCES OF LECANTO		82	15	15%	97
RIDGEWOOD DIAGNOSTIC LABORATORY		92	5	5%	97
EAST ALABAMA MEDICAL CENTER LABORATORY		85	12	12%	97
TAMPA BAY CONCIERGE DOCTOR, LLC		93	4	4%	97
ADVENT HEALTH CENTRA CARE - WATERMAN		79	18	19%	97
ERIE COUNTY MEDICAL CTR CLINICAL LABS		93	4	4%	97
LEE MEMORIAL HEALTH SYSTEM D/B/A LEE COMMUNITY		91	6	6%	97
PEDIATRIC ASSOCIATES ORLANDO		82	14	15%	96

COVID-19: testing by laboratory

Data through May 26, 2021 verified as of May 27, 2021 at 09:25 AM

Data in this report are provisional and subject to change.

The numbers in the table below represent the number of Florida and non-Florida residents for whom test results were received by the Department of Health. A person can be tested by more than one laboratory and can have both positive and negative results. **Therefore, the sum of the numbers in each column will be larger than the total number of people tested.**

Reporting lab	Inconclusive	Negative	Positive	Percent positive	Total
SUNCOAST TECHNICAL COLLEGE SCHOOL OF HEALTH		96			96
QPS, LLC		93	3	3%	96
BAYSHORE MEMORY CARE☐		96			96
BARRY UNIVERSITY STUDENT HEALTH SERVICES		52	44	46%	96
BRIDGEVIEW CENTER LLC☐		81	15	16%	96
MEDICAL PAVILION CLINIC		72	24	25%	96
MARKET STREET VIERA		95	1	1%	96
LABFIRST - DEPARTMENT OF PATHOLOGY		92	4	4%	96
CROSS CITY REHABILITATION AND HEALTH CARE CENTER		72	23	24%	95
JENNIFER J CHIAVETTA-GRLSANTI DC		78	17	18%	95
THE TERRACE OF KISSIMMEE		80	15	16%	95
Heartland Health Care Center North Sarasota		81	14	15%	95
LPG PRIMARY CARE AT PINE ISLAND		81	14	15%	95
OCOEE PEDIATRICS		86	8	9%	94
URGENT CARE USA LLC		2	92	98%	94
FLORIDA MEDICAL CLINIC PA		66	28	30%	94
Baldwin Pediatrics		83	11	12%	94
NEW SMYRNA BEACH URGENT CARE			94	100%	94
TITUSVILLE FAMILY PRACTICE		37	57	61%	94
CONCENTRA - FT LAUDERDALE - COMMERCIAL BLVD		92	2	2%	94
LAKE SHERIFF		74	20	21%	94
ARTHREX MEDICAL CENTER		54	40	43%	94
PERSONAL PEDIATRICS		83	11	12%	94
DIAGNOSTIC SOLUTIONS		3	91	97%	94
Summit Medical Group, Pa Dba Citymd		87	7	7%	94
LAKE GIBSON VILLAGE, LLC		91	3	3%	94
Conway Lakes Health and Rehabilitation Center		93	1	1%	94
ROCKLEDGE REGIONAL MEDICAL CENTER		36	57	61%	93
PRESERVE AT PALM AIRE	3	90			93
BISHOP GRADY VILLAS		91	2	2%	93
PLYMOUTH HOME FOR ADULTS, INC.	8	84	1	1%	93
PANCARE HEALTH - FREEPORT CLINIC SUITE B		84	9	10%	93
ST VINCENT'S BIRMINGHAM		86	7	8%	93
JERICO URGENT CARE		89	4	4%	93
TGH URGENT CARE - WESTCHASE			93	100%	93
MINUTECLINIC DIAGNOSTIC OF NEW JERSEY		85	8	9%	93
PROMEDICA SENIOR LIVING		86	6	7%	92
HUNTINGTON HOSPITAL LABORATORY		89	3	3%	92
CAMPBELL URGENT CARE		15	77	84%	92
SUWANNEE COUNTY SHERIFF OFFICE		89	3	3%	92
MAGNOLIA DIAGNOSTIC		2	90	98%	92
DAVITA LABORATORY		69	23	25%	92
HERON CLUB AT PRESTANCIA		89	2	2%	91
PARK OF THE PALMS INC		90	1	1%	91
DEBARY HEALTH AND REHABILITATION CENTER		88	3	3%	91
LAKELAND REGIONAL HEALTH GATEWAY CENTER		65	26	29%	91

COVID-19: testing by laboratory

Data through May 26, 2021 verified as of May 27, 2021 at 09:25 AM

Data in this report are provisional and subject to change.

The numbers in the table below represent the number of Florida and non-Florida residents for whom test results were received by the Department of Health. A person can be tested by more than one laboratory and can have both positive and negative results. **Therefore, the sum of the numbers in each column will be larger than the total number of people tested.**

Reporting lab	Inconclusive	Negative	Positive	Percent positive	Total
AVERO DIAGNOSTICS		67	24	26%	91
COOPER FAMILY MEDICAL PLLC		71	20	22%	91
SONORAN DESERT PATHOLOGY ASSOCIATES		3	88	97%	91
MD 365 MEDICAL CARE PLLC		91			91
SUN CLINICAL LABORATORIES		90	1	1%	91
MISIR DRUGS LLC		72	19	21%	91
STUART REHABILITATION AND HEALTHCARE		75	16	18%	91
CHAMBREL AT ISLAND LAKE		87	4	4%	91
BAHIA OAKS LODGE		85	6	7%	91
Winter Garden Rehab and Nursing Facility		79	11	12%	90
AR ANESTHESIA LLC		88	2	2%	90
ALCALA TESTING & ANALYSIS SERVICES		85	5	6%	90
ORTHOPAEDIC SURGERY CENTER		90			90
Lanier Rehab		64	26	29%	90
KEYS MEDICAL GROUP			90	100%	90
MANATEE COUNTY JAIL		89	1	1%	90
LEVY COUNTY DEPARTMENT OF HEALTH		65	25	28%	90
WALGREENS 2941		86	4	4%	90
ERIC C MRSHAL, MD, PC #1842		87	3	3%	90
EMPLOYEE WELLNESS PA		71	19	21%	90
STUART LODGE LIVING LLC		66	23	26%	89
PIERCE INSTRUMENTS INC		87	2	2%	89
EVENTEST, LLC		87	2	2%	89
MONROE COUNTY DETENTION CENTER		67	22	25%	89
NORTH FLORIDA SPINE AND WELLNESS		69	20	22%	89
ACE BIOMEDICAL LABS LLC		74	15	17%	89
FREEDOM INN AT TARPON SPRINGS		82	7	8%	89
DEL CARE PA		72	17	19%	89
ATRIUM AT LIBERTY PARK □		85	4	4%	89
LEE COMMUNITY HEALTHCARE - LEHIGH		76	13	15%	89
MIAMI SHORES NURSING & REHAB		89			89
University Hills health and Rehabilitation		78	10	11%	88
PRODUCTION HEALTH SAFETY MANAGEMENT		86	2	2%	88
CLYDE E LASSEN STATE VETERANS NURSING HOME		62	26	30%	88
MINUTECLINIC, LLC		78	10	11%	88
BAYLOR GENETICS		75	13	15%	88
GOVERNOR'S CREEK HEALTH & REHABILITATION		87	1	1%	88
HOLMES COUNTY HEALTH DEPARTMENT	1	74	13	15%	88
EISENHOWER ARMY MEDICAL CENTER		80	7	8%	87
LAKE HOWELL FAMILY MEDICINE ASSOCIATES		70	17	20%	87
SEWALLS POINT PHARMACY INC		78	9	10%	87
CORNERSTONE PEDIATRICS		70	17	20%	87
GRAND ST PAUL CVS		84	3	3%	87
PACIFIC ANALYTICS			87	100%	87
LPG PULMONOLOGY-COCONUT POINT		73	14	16%	87
WALGREENS #12673		83	4	5%	87

COVID-19: testing by laboratory

Data through May 26, 2021 verified as of May 27, 2021 at 09:25 AM

Data in this report are provisional and subject to change.

The numbers in the table below represent the number of Florida and non-Florida residents for whom test results were received by the Department of Health. A person can be tested by more than one laboratory and can have both positive and negative results. **Therefore, the sum of the numbers in each column will be larger than the total number of people tested.**

Reporting lab	Inconclusive	Negative	Positive	Percent positive	Total
BEACHES PEDIATRICS PA		82	5	6%	87
BARNETT PARK □		2	85	98%	87
BRANDON HEALTH AND REHABILITATION CENTER	1	85	1	1%	87
UNIVERSITY OF NEW MEXICO HOSPITAL		87			87
FLOW HEALTH LABORATORIES, LLC		86			86
PENSACOLA DEVELOPMENTAL CENTER		67	19	22%	86
BRILLIANCE ASSISTED LIVING		69	17	20%	86
ARCPPOINT LABS OF WEST PALM BEACH		43	43	50%	86
LEE PHYSICIAN GROUP COLLEGE POINT		80	6	7%	86
CENTRAL FLORIDA PEDIATRICS		39	47	55%	86
DISCOVERY VILLAGE AT THE FORUM		86			86
ADVENTHEALTH MEDICAL GROUP MULTISPECIALTY			86	100%	86
MEADOWCREST FAMILY PHYSICIANS PA	1	60	24	28%	85
ARBOR OAKS AT TYRONE	9	74	2	2%	85
W. FRANK WELLS NURSING HOME		84	1	1%	85
PRMG - EAST NAPLES	1	73	11	13%	85
BROWARD HEALTH MEDICAL CENTER CLINICAL LAB			85	100%	85
BioReference Laboratories, Inc		12	73	86%	85
NICEVILLE URGENT CARE		38	47	55%	85
PANCARE HEALTH - MALONE CLINIC		77	7	8%	84
NORTH SHORE UNIVERSITY HOSPITAL LABORATORY		77	7	8%	84
PINES OF SARASOTA GARDEN		84			84
NITE LITE PEDIATRICS - JACKSONVILLE		76	8	10%	84
GROWING TOGETHER PEDIATRICS, LLC		78	6	7%	84
Grand Villa of Clearwater		78	6	7%	84
LONG TERM CARE OF JAY, LLC		63	21	25%	84
STONY BROOK SOUTHAMPTON		81	2	2%	83
LABCORP EMPLOYER SERVICES		82	1	1%	83
PERSONAL PEDIATRICS PA		79	4	5%	83
JACOBI MEDICAL CENTER		78	5	6%	83
MID FLORIDA PRIMARY CARE PA		69	14	17%	83
CLEARWATER PAIN MANAGEMENT ASSOCIATES		81	2	2%	83
THE TRADITION OF THE PALM BEACHES		80	3	4%	83
CANOPY ON BERRYHILL, THE		51	32	39%	83
ROSECASTLE OF JACKSONVILLE LLC		80	2	2%	82
MED & CO INVESTMENT LLC		77	5	6%	82
LAKE CITY VA MEDICAL CENTER			82	100%	82
Lexington Health and Rehabilitation Center		82			82
NORTH FLORIDA PHARMACY		73	9	11%	82
WEST VOLUSIA FAMILY AND SPORTS MEDICINE		75	7	9%	82
LAB PLUS, LLC AT SAINT THOMAS WEST HOSPITAL		68	14	17%	82
THE PAVILION FOR HEALTH CARE		72	10	12%	82
DEVELOPMENTAL DISABILITIES DEFENDANT PROGRAM		80	2	2%	82
AIR, LAND & SEA PHYSICALS & CONSULTATIONS, LLC		81	1	1%	82
ENCOMPASS HEALTH REHABILITATION HOSPITAL OF OCALA		81	1	1%	82
MEDCOR CORPORATE CLINIC		80	1	1%	81

COVID-19: testing by laboratory

Data through May 26, 2021 verified as of May 27, 2021 at 09:25 AM

Data in this report are provisional and subject to change.

The numbers in the table below represent the number of Florida and non-Florida residents for whom test results were received by the Department of Health. A person can be tested by more than one laboratory and can have both positive and negative results. **Therefore, the sum of the numbers in each column will be larger than the total number of people tested.**

Reporting lab	Inconclusive	Negative	Positive	Percent positive	Total
BIO-TECH CLINICAL LABORATORIES		41	40	49%	81
SUMTER PEDIATRICS		76	5	6%	81
MINUTECLINIC DIAGNOSTIC OF SOUTH CAROL		74	7	9%	81
PANCARE HEALTH - JACKSON COUNTY		68	13	16%	81
LAB		29	52	64%	81
MICHAEL A VENAZIO MD		76	4	5%	80
NOMI HEALTH LAB SERVICES LLC		9	71	89%	80
ORLANDO CLINICAL RESEARCH CENTER		77	3	4%	80
MINUTECLINIC DIAGNOSTIC OF KANSAS, PA		71	9	11%	80
TRINITY URGENT CARE		65	15	19%	80
BALMORAL TENANT SERVICES INC	1	43	36	45%	80
GRAND VILLA OF ALTAMONTE SPRINGS		73	7	9%	80
ERDOX		74	5	6%	79
CENTRAL BALDWIN IMMEDIATE CARE & FAMILY PRACTICE		61	18	23%	79
VETERANS AFFAIRS MEDICAL CENTER - PALO ALTO		28	51	65%	79
MICHAEL AKPEKE MD		70	9	11%	79
BOND CLINIC PA		46	33	42%	79
CBS LABS OF TAMPA LLC		3	76	96%	79
EDGEWATER AT WATERMAN VILLAGE		78	1	1%	79
SUNSHINE PEDIATRICS		77	2	3%	79
BRADFORD COUNTY HEALTH DEPARTMENT		78	1	1%	79
BAYCARE MEDICAL GROUP		71	7	9%	78
LUTHERAN HAVEN ASSISTED LIVING		78			78
LAKE MORTON PLAZA□		75	3	4%	78
TOWERS HOME CARE□		74	4	5%	78
DOH-WEST PALM BEACH BRANCH LABORATORY		3	75	96%	78
THOMAS INTERNAL MEDICINE		65	13	17%	78
NEW MEXICO STATE PUBLIC HEALTH DIVISION		78			78
PALM BAY URGENT CARE		31	46	60%	77
THE GOOD SHEPARDS OF DELAND-WEST		76	1	1%	77
BOND CLINIC DR ELDEEB		38	39	51%	77
NORTH FLORIDA PEDIATRICS - JACKSONVILLE		70	7	9%	77
ASSOCIATED CLINICAL LABORATORIES		69	8	10%	77
HEALTH FIRST - PALM BAY HOSPITAL		2	75	97%	77
GRAND VILLA OF DEL RAY WEST		72	5	6%	77
FAST PACE MEDICAL CLINIC, PLLC		65	12	16%	77
TAMPA URGENT CARE			77	100%	77
PALM RIVER COMMUNITY HEALTH CENTER		68	9	12%	77
WOMENS CARE FLORIDA LABORATORY		70	7	9%	77
ORANGE CITY NURSING AND REHAB		75	2	3%	77
MULBERRY'S MOBILE PROVIDER SERVICES LLC□		58	19	25%	77
WALGREENS_PEMBROKE PINES		69	8	10%	77
WALGREENS 9627		71	6	8%	77
PROMEDICA LABORATORIES		21	55	72%	76
CLINICAL PATHOLOGY ASSOCIATES-SONIC REFERENCE LAB		76			76
DYNAMIC MEDICAL USA			76	100%	76

COVID-19: testing by laboratory

Data through May 26, 2021 verified as of May 27, 2021 at 09:25 AM

Data in this report are provisional and subject to change.

The numbers in the table below represent the number of Florida and non-Florida residents for whom test results were received by the Department of Health. A person can be tested by more than one laboratory and can have both positive and negative results. **Therefore, the sum of the numbers in each column will be larger than the total number of people tested.**

Reporting lab	Inconclusive	Negative	Positive	Percent positive	Total
WINDSOR REFLECTIONS		75	1	1%	76
S-H THIRTY-FIVE OPCO- PORT ST LUCIE, LLC	1	75			76
CAMP BOGGY CREEK		75	1	1%	76
MOBILE PHYSICIAN SERVICES INC		68	8	11%	76
SUNCOAST OPTIMAL WELLNESS		23	53	70%	76
CHIPOLA QUICK CARE		67	9	12%	76
BROWARD HEALTH MEDICAL CENTER		3	72	96%	75
ADVENTHEALTH EXPRESSCARE		45	30	40%	75
EXPRESS CARE OF TAMPA BAY LLC	1	23	51	68%	75
ST JOSEPHS CHILDRENS OUTREACH		2	73	97%	75
MED EXPRESS		6	69	92%	75
EAST HILL PHARMACY		55	20	27%	75
ELLKAY HEALTHCARE DATA PLUMBERS	52	19	4	5%	75
WATERCREST ST LUCIE WEST	1	69	5	7%	75
CITY OF OCALA EMPLOYEE HEALTH AND WELLNESS CENTER		68	7	9%	75
FLORIDA HEALTH CARE DELAND			75	100%	75
SOS MOBILE MEDICAL CARE LLC		63	12	16%	75
INDIGO MANOR		24	50	68%	74
GOLDEN POND COMMUNITIES		73	1	1%	74
VIP WALK IN CLINIC		50	24	32%	74
NOAH CLINICAL LABORATORY		63	11	15%	74
BROOKDALE OVIEDO		72	2	3%	74
WILSON MEMORIAL REGIONAL MEDICAL CENTER		70	4	5%	74
NORTH FLORIDA PEDIATRICS		57	17	23%	74
MD LABS		47	27	36%	74
WALGREEN		60	14	19%	74
GV NAPLES OPCO, LLC		73	1	1%	74
HARMONY CLINIC		1	73	99%	74
SCOTT LAKE HEALTH AND REHABILITATION CENTER		71	3	4%	74
OAK MANOR NURSING HOME		70	4	5%	74
EC OPCO PENSACOLA, LLC		73	1	1%	74
Stratford Court of Palm Harbor		63	10	14%	73
INTERNAL MEDICINE ASSOCIATES PA		68	5	7%	73
DISCOVERY VILLAGE AT PALM BEACH GARDENS		71	2	3%	73
EVIVIA		70	3	4%	73
TGH URGENT CARE - WESLEY CHAPEL			73	100%	73
Casa Mora Rehabilitation & Extended Care		71	2	3%	73
LAKE CO EMPLOYEE HEALTH AND WELLNESS CENTER		65	8	11%	73
ENCOMPASS HEALTH REHABILITATION OF ALTAMONTE		68	5	7%	73
SAFARI PEDIATRICS PA		71	2	3%	73
CONSULATE HEALTH CARE - LAKE MARY		72	1	1%	73
CAREATC INC BRANDON	21	46	5	7%	72
Heritage Park Care and Rehabilitation		72			72
BOND AND STEELE CLINIC, PA		58	14	19%	72
ADVENT HEALTH - PALM COAST		2	70	97%	72
LPG PRIMARY CARE AT COLONIAL CENTER DRIVE		63	9	13%	72

COVID-19: testing by laboratory

Data through May 26, 2021 verified as of May 27, 2021 at 09:25 AM

Data in this report are provisional and subject to change.

The numbers in the table below represent the number of Florida and non-Florida residents for whom test results were received by the Department of Health. A person can be tested by more than one laboratory and can have both positive and negative results. **Therefore, the sum of the numbers in each column will be larger than the total number of people tested.**

Reporting lab	Inconclusive	Negative	Positive	Percent positive	Total
HAVEN OF OUR LADY OF PEACE		72			72
MINUTECLINIC DIAGNOSTIC MEDICAL GROUP		67	5	7%	72
CRAIG BERGER MD PL D/B/A BAY AREA EYE INSTITUTE		72			72
KESHAV RX LLC		59	13	18%	72
HAWTHORNE INN OF LAKELAND		72			72
DOT DOC SARASOTA		63	8	11%	71
CL BRUMBACK PRIMARY CARE CLINICS		17	54	76%	71
BIOREFERENCE LABORATORIES INC		11	60	85%	71
STERLING HOUSE OF TALLAHASSEE	3	62	6	8%	71
INN AT ASTON GARDENS AT PELICAN POINTE,THE		67	4	6%	71
AMMON LABS		61	10	14%	71
ADVENT HEALTH - LAKE MARY		61	10	14%	71
SIDDH INC DBA SAN CARLOS PHARMACY		67	4	6%	71
ADVANCED LAB		67	4	6%	71
ST FRANCIS HOSPITAL		62	8	11%	70
CP/AIG PENSACOLA DEVELOPMENT LLC		67	3	4%	70
AAJ COMPUTER SERVICES, INC		70			70
THE CLUB AT BOYNTON BEACH, LLC		68	2	3%	70
MINUTECLINIC DIAGNOSTIC OF HAWAII LLC		63	7	10%	70
CALHOUN COUNTY HEALTH DEPT		40	30	43%	70
USF HEALTH MORSANI CENTER		5	65	93%	70
PLANTATION GENERAL HOSPITAL CLINICAL LAB		26	44	63%	70
Highlands Regional Hospital		63	7	10%	70
SUNCOAST COMMUNITY HEALTH CENTERS PEDIATRICS		21	49	70%	70
SUMMIT AT VENICE	2	63	5	7%	70
SAN JOSE SENIOR CARE LLC	1	43	25	36%	69
LINCOLN MEDICAL AND MENTAL HEALTH CENTER		66	3	4%	69
WELLSTAR KENNESTONE HOSPITAL		63	6	9%	69
PARKSIDE INN	3	64	2	3%	69
GENPATH			69	100%	69
WALGREENS #05625		64	5	7%	69
CORAL GABLES HOSPITAL			69	100%	69
REOPEN DIAGNOSTICS			69	100%	69
HERITAGE HEALTHCARE AND REHABILITATION CENTER		69			69
MEMORIAL MANOR		69			69
ACCESS 365 URGENT CARE		42	27	39%	69
PINELLAS PARK FIRE DEPARTMENT		65	4	6%	69
BLUE SPRINGS SURGERY CENTER		69			69
HEALTHPARK MEDICAL CTR NURSING SVC		68			68
ADVENT HEALTH - MOUNT DORA		11	57	84%	68
FERN PARK DEVELOPMENTAL CENTER		14	54	79%	68
AEL- MEMPHIS		17	51	75%	68
ENCOMPASS HEALTH REHABILITATION		65	3	4%	68
SAMFORD UNIVERSITY HEALTH SERVICES		67	1	1%	68
ADVANCE URGENT CARE CENTER, LLC		20	48	71%	68
BIG BOCA SMILES LLC		66	2	3%	68

COVID-19: testing by laboratory

Data through May 26, 2021 verified as of May 27, 2021 at 09:25 AM

Data in this report are provisional and subject to change.

The numbers in the table below represent the number of Florida and non-Florida residents for whom test results were received by the Department of Health. A person can be tested by more than one laboratory and can have both positive and negative results. **Therefore, the sum of the numbers in each column will be larger than the total number of people tested.**

Reporting lab	Inconclusive	Negative	Positive	Percent positive	Total
SOMERBY OF SANTA ROSA BEACH		59	9	13%	68
ADVENTHEALTH MEDICAL GROUP FAMILY MEDICINE		63	5	7%	68
GREENSBORO PATHOLOGY LLC		55	12	18%	67
MEASE MANOR INC		63	4	6%	67
APC PEDIATRICS AT RYE ROAD MEDICAL PARK		63	4	6%	67
FLORIDA HOSPITAL PHYSICIAN GROUP		40	27	40%	67
Palms at Ponte Vedra Assisted Living and Memory Care		64	3	4%	67
WELLMED AT NEW TAMPA		53	14	21%	67
FLORIDA HEALTH CARE		8	59	88%	67
AMERICAN FAMILY MEDICAL		53	13	20%	66
MINUTE CLINIC DIAGNOSTIC OF VIRGINIA, LLC		62	4	6%	66
EAST CENTRAL FLORIDA OUTPATIENT IMAGING		45	21	32%	66
PINELLAS INTERNAL MEDICINE ASSOCIATES	1	60	5	8%	66
HERNANDO COUNTY FIRE RESCUE DISTRICT		32	34	52%	66
OKEECHOBEE URGENT CARE		17	49	74%	66
MEDEX MEDICAL EXPRESS OF PALATKA			66	100%	66
NORTH FLORIDA MEDICAL CENTER		59	7	11%	66
TROY REGIONAL MEDICAL CENTER		55	11	17%	66
UNITED MEDICAL LABS INC		65	1	2%	66
PREMISE HEALTH MIA		27	39	59%	66
Bon Secours Maria Manor		60	6	9%	66
LAKE INTERNAL MEDICINE ASSOCIATES PA		58	8	12%	66
VENICE URGENT CARE - GULF COAST		7	59	89%	66
VETERANS AFFAIRS MEDICAL CENTER - GULF COAST		27	39	59%	66
ADVENT HEALTH CENTRA CARE - WINTER GARDEN		20	46	70%	66
NEMOURS CHILDRENS PRIMARY CARE OVIEDO		51	15	23%	66
FAMILY HEALTH CENTER		46	20	30%	66
SUMMER VISTA ASSISTED LIVING		38	27	42%	65
MEDLOGIC LABORATORIES		3	62	95%	65
SMH PHYSICIAN SERVICES INC		64	1	2%	65
OUT OF STATE		40	25	38%	65
CAPE REGIONAL MEDICAL CENTER		62	3	5%	65
ADVENTHEALTH MEDICAL GROUP FAMILY & INTERNAL		31	34	52%	65
NXGEN MDX		20	45	69%	65
HUNT CLUB MEDICAL		34	31	48%	65
HORIZON ALF		64	1	2%	65
Grace Rehabilitation of Vero Beach		64	1	2%	65
VIERA HEALTH AND REHABILITATION CENTER		62	3	5%	65
LPG CONVENIENT CARE AT PINE ISLAND ROAD		59	6	9%	65
MICHIGAN DEPARTMENT OF HEALTH AND HUMAN SERVICES	1		64	98%	65
BROOKDALE CENTRE POINTE	1	64			65
CHILDREN'S HOSPITAL OF ALABAMA		64	1	2%	65
WADSWORTH HEALTH CENTER		62	3	5%	65
CARLTON SHORES HEALTH AND REHABILITATION CENTER		64	1	2%	65
SOUTHSIDE HOSPITAL NORTHWELL HEALTH LABORATORY		56	9	14%	65
TRINITY AL SENIOR HOUSING LLC		45	19	30%	64

COVID-19: testing by laboratory

Data through May 26, 2021 verified as of May 27, 2021 at 09:25 AM

Data in this report are provisional and subject to change.

The numbers in the table below represent the number of Florida and non-Florida residents for whom test results were received by the Department of Health. A person can be tested by more than one laboratory and can have both positive and negative results. **Therefore, the sum of the numbers in each column will be larger than the total number of people tested.**

Reporting lab	Inconclusive	Negative	Positive	Percent positive	Total
GREENLEAF ALF		63	1	2%	64
BAYOU GARDENS DUNEDIN LLC		64			64
CARE CENTERS OF NASSAU LLC MINER ROAD SOUTH		64			64
SARNO FAMILY PRACTICE		46	18	28%	64
JOSEPH L MORSE GERIATRIC CENTER	2	59	3	5%	64
MINUTECLINIC DIAGNOSTIC OF NORTH CAROLINA		62	2	3%	64
BURRY'S PHARMACY INC		39	25	39%	64
SILVER LAKE PEDIATRICS PA		57	7	11%	64
DEPT OF VA MED CENTE-WEST PALM BEACH			64	100%	64
Manor Care of Dunedin	1	54	9	14%	64
DAVID POSNACK JEWISH DAY SCHOOL		64			64
ST CLOUD PHYSICIAN MANAGEMENT LLC DBA ST CLOUD		30	34	53%	64
ADVENTHEALTH MEDICAL GROUP PULMONOLOGY		57	7	11%	64
MEASE CONTINUING CARE		61	2	3%	63
LONG ISLAND JEWISH MED CTR		57	6	10%	63
BIG BEND CARES, INC		55	8	13%	63
FINLAY CLINICAL LABORATORY		20	43	68%	63
MEDI CLINIC SARASOTA INC		62	1	2%	63
S-H THIRTY FIVE OPCO - ORANGE CITY, LLC		53	10	16%	63
CINNAMON COVE ALF		62	1	2%	63
MAUREEN OROURKE-FUTEY			63	100%	63
LIGHTHOUSE PEDIATRICS OF NAPLES		56	7	11%	63
ALL AMERICAN URGENT CARE			63	100%	63
MARQUIS LABS, LLC		61	2	3%	63
MINUTECLINIC DIAGNOSTIC OF LOUISIANA,		60	3	5%	63
GULFSIDE HOSPICE INC		59	4	6%	63
BEEHIVE HOMES OF GULF BREEZE		47	16	25%	63
LAKELAND REGIONAL HEALTH		38	25	40%	63
PALM BAY PEDIATRICS		41	21	34%	62
LEE MEMORIAL HEALTH SYSTEM		56	6	10%	62
NORTHSIDE HOSPITAL EMERGENCY DEPT		58	4	6%	62
TBI RESIDENTIAL SERVICES, INC.		51	11	18%	62
CDR MAGUIRE INC	1	7	54	87%	62
EMERALD COAST HOSPICE		61	1	2%	62
TUKA PEDIATRICS		8	54	87%	62
OVERLOOK HOSPITAL LABORATORY		57	5	8%	62
EVAN R SHAPIRO MD PA		62			62
WAVE CREST HEALTH AND REHABILITATION CENTER		59	3	5%	62
ENCOMPASS HEALTH REHABILITATION HOSPITAL OF PANAMA CITY		57	5	8%	62
GRAND VILLA OF ST. PETERSBURG		60	2	3%	62
MENTAL HEALTH CARE INC		53	9	15%	62
SPRING MANOR ASSISTED LIVING		62			62
EMORY CLINIC, THE		58	4	6%	62
SOUTH FLORIDA BAPTIST HOSPITAL			62	100%	62
RITECARE MED CTR H			61	100%	61
HOLY NAME HOSPITAL LABORATORY		59	2	3%	61

COVID-19: testing by laboratory

Data through May 26, 2021 verified as of May 27, 2021 at 09:25 AM

Data in this report are provisional and subject to change.

The numbers in the table below represent the number of Florida and non-Florida residents for whom test results were received by the Department of Health. A person can be tested by more than one laboratory and can have both positive and negative results. **Therefore, the sum of the numbers in each column will be larger than the total number of people tested.**

Reporting lab	Inconclusive	Negative	Positive	Percent positive	Total
WASHINGTON REHABILITATION AND NURSING CENTER		51	10	16%	61
VALENCIA HOUSE ALF		59	2	3%	61
ENCOMPASS HEALTH REHABILITATION HOSPITAL OF MIAMI		60	1	2%	61
ELITE HOME HEALTH SERVICES		61			61
INTERNAL MEDICINE SPECIALIST		55	6	10%	61
SARATOGA HOSPITAL LABORATORY		55	6	10%	61
PATIENTS CHOICE LAB OF IND, LLC		52	8	13%	60
THE PRESERVE AT CLEARWATER		58	2	3%	60
IMMEDIATE CARE PA		56	4	7%	60
SONATA BOCA RATON		54	6	10%	60
BARNES HEALTHCARE OF FLORIDA LLC		56	4	7%	60
GRAND AVENUE RX			60	100%	60
INTERNAL LAB		50	10	17%	60
FLORIDA MEDICAL CLINIC IM MLK		36	24	40%	60
Glen Oaks Health and REhabilitation		60			60
CITYMD OF MANAHAWKIN		57	3	5%	60
81ST MEDICAL GROUP		28	32	53%	60
ACTIVE SENIOR LIVING		58	2	3%	60
BOCA BIOLISTICS LLC		46	14	23%	60
NORTH CAROLINA DEPARTMENT OF HEALTH & HUMAN SERVICES	1		59	98%	60
WILLOWS AT WILDWOOD, THE		54	6	10%	60
TWIN CREEKS ASSISTED LIVING & MEMORY CARE		57	3	5%	60
STEINHATCHEE FAMILY MEDICAL CENTER	1	50	8	14%	59
OPTUMCARE SOUTH FLORIDA, LLC		50	9	15%	59
RESIDENTIAL PLAZA AT BLUE LAGOON INC		55	4	7%	59
MILLENIUM PHYSICIANS GROUP		1	58	98%	59
THE MEDICAL GROUP OF SOUTH FLORIDA INC		53	6	10%	59
BUECHELE DENTAL PA DBA CLERMONT FAMILY DENTISTRY		49	10	17%	59
JACK BANDEL MD PA		55	4	7%	59
ADVENT HEALTH EXPRESS CARE		7	52	88%	59
LINCOLN DIAGNOSTIC LAB		57	2	3%	59
BIOTECH		52	7	12%	59
KEY WEST MEDICAL CENTER	1	51	7	12%	59
VOLUSIA COUNTY BRANCH JAIL		1	58	98%	59
UHEALTH AT FISHER ISLAND			59	100%	59
CARDIOLOGY AND MEDICINE ASSOCIATES		43	16	27%	59
EMORY UNIVERSITY HOSPITAL		50	9	15%	59
ALEXANDER NININGER STATE VETERANS		59			59
VPA PC LAB		48	10	17%	58
ORLANDO ORTHOPAEDIC OUTPATIENT SURGERY CENTER		52	6	10%	58
CENTRA CARE - LAKE NONA		7	51	88%	58
MARIANNA HEALTH AND REHABILITATION CENTER		57	1	2%	58
CONCENTRA URGENT CARE		54	4	7%	58
KINDRED HOSPITAL CENTRAL TAMPA BLOOD GAS	1	52	5	9%	58
HIALEAH HOSPITAL RESPIRATORY DEPT			58	100%	58
Margate Health and Rehabilitation Center		56	2	3%	58

COVID-19: testing by laboratory

Data through May 26, 2021 verified as of May 27, 2021 at 09:25 AM

Data in this report are provisional and subject to change.

The numbers in the table below represent the number of Florida and non-Florida residents for whom test results were received by the Department of Health. A person can be tested by more than one laboratory and can have both positive and negative results. **Therefore, the sum of the numbers in each column will be larger than the total number of people tested.**

Reporting lab	Inconclusive	Negative	Positive	Percent positive	Total
PROFESSIONAL PEDIATRICS		56	2	3%	58
GENTIVA HEALTH SERVICES CERTIFIED INC		54	4	7%	58
COOPER FAMILY MEDICAL, PLLC		48	10	17%	58
TRADITIONAL HOME HEALTH OF PALM BEACH INC		55	2	4%	57
THE CANOPY AT BERRYHILL		57			57
AMELIA ASSISTED LIVING FACILITY		57			57
LONG ISLAND UNIVERSITY - POST CAMPUS		52	5	9%	57
IMA MEDICAL CENTER		38	19	33%	57
KAPG FLEMING ISLAND SENIOR HOUSING OPCO LLC	1	56			57
PENNSYLVANIA DEPARTMENT OF HEALTH BUREAU OF LABORATORIES			57	100%	57
ALZHEIMERS CARE CENTER OF VIERA LTD		37	20	35%	57
JFK MEDICAL CENTER NORTH LAB		1	56	98%	57
BAY STREET PHARMACY☐		52	5	9%	57
ASCENSION SACRED HEART BAY LABORATORY		54	3	5%	57
MALCOM RANDALL DEPT OF VAMC			57	100%	57
EP MEDICAL EQUIPMENT PHARMACY		49	8	14%	57
GENESIS DERMATOLOGY		53	4	7%	57
NEW YORK PRESBYTERIAN - QUEENS DIAGNOSTIC		53	4	7%	57
WEST ISLIP URGENT CARE		51	5	9%	56
ATRIA PARK OF LAKE FOREST (WG HERITAGE LF LLC)		54	2	4%	56
PATHOLOGY CONSULTANTS OF NEW MEXICO		56			56
ROCHESTER GENERAL HOSPITAL LABORATORY		52	4	7%	56
EAGLES WATCH CLUSTER		47	9	16%	56
TNC WALK IN CLINIC		44	12	21%	56
TIFFANY HALL NURSING AND REHAB		44	12	21%	56
OCCUPATIONAL HEALTH CENTERS OF THE SOUTHWEST PA		49	6	11%	55
CARE 4 U MANAGEMENT, INC			55	100%	55
KENDALL REGIONAL MEDICAL CENTER LAB	3		52	95%	55
Jupiter Medical Center Pavilion		54	1	2%	55
PREMIER MEDICAL ASSOCIATES ALL FLORIDA LLC		54	1	2%	55
HIGHLANDS COUNTY FIRE RESCUE		55			55
DAYTONA BEACH OPC		50	5	9%	55
LITTLE NECK URGENT CARE		53	2	4%	55
ROYAL PALM SENIOR RESIDENCE		55			55
GRAND VILLA OF ENGLEWOOD		50	5	9%	55
SONATA HUNTERS CREEK		47	8	15%	55
NITE LITE PEDIATRICS - PORT ST. LUCIE		46	9	16%	55
SUNSHINE PEDIATRICS OF CENTRAL FLORIDA PL		52	3	5%	55
FAMILY EXTENDED CARE OF PUNTA GORDA		54			54
APOLLOMDX LABS		32	22	41%	54
UNITED LABORATORY SERVICES CORPORATION		38	16	30%	54
BASSETTI MEDICAL RESEARCH INC		35	19	35%	54
CDR MAGUIRE - MIAMI BEACH CC MISSION 17388		2	52	96%	54
CVS MINUTE CLINIC DIAGNOSTIC OF NORTH CAROL		47	7	13%	54
HOME CARE PHARMACY		53	1	2%	54
CERTUS MTD OPCP LLC		52	2	4%	54

COVID-19: testing by laboratory

Data through May 26, 2021 verified as of May 27, 2021 at 09:25 AM

Data in this report are provisional and subject to change.

The numbers in the table below represent the number of Florida and non-Florida residents for whom test results were received by the Department of Health. A person can be tested by more than one laboratory and can have both positive and negative results. **Therefore, the sum of the numbers in each column will be larger than the total number of people tested.**

Reporting lab	Inconclusive	Negative	Positive	Percent positive	Total
MIAMI CLINICAL RESEARCH CORP		12	42	78%	54
CAMBRIDGE SECURITY SERVICES		51	3	6%	54
SARASOTA CO. HEALTH DEPT # 58		40	14	26%	54
ST. CLOUD MEDICAL GROUP		54			54
JUNIPER VILLAGE AT NAPLES		53	1	2%	54
CLERMONT HEALTH AND REHAB		40	14	26%	54
ORCHID COVE AT DAYTONA		45	9	17%	54
FUTURE PEDIATRICS		51	3	6%	54
CITY OF CAPE CORAL		40	14	26%	54
PORT SAINT JOHN FAMILY PRACTICE		35	19	35%	54
Citymd Of Toms River		46	7	13%	53
ST ANTHONYS PRIMARY CARE LLC/JACKSON STREET			53	100%	53
QHC UPSTATE MEDICAL PC		43	10	19%	53
GRAND VILLA OF NEW PORT RICHEY		46	7	13%	53
MINUTECLINIC DIAGNOSTIC OF LOUISIANA		50	3	6%	53
PANCARE HEALTH - BAY COUNTY - YOUNGSTOWN		48	5	9%	53
ADVENT HEALTH MEDICAL GROUP OB GYN AT		47	6	11%	53
BITTINGS APOTHECARY INC		47	6	11%	53
GRAND VILLA OF PINELLAS PARK		51	2	4%	53
LAKE COUNTY SCHOOLS EMPLOYEE HEALTH CENTER		40	13	25%	53
SOMERSET			53	100%	53
THE PALMS PHARMACY, INC		50	3	6%	53
NIGHT LITE PEDIATRICS CENTER LLC		10	43	81%	53
ALLIANCE COMMUNITY FOR RETIREMENT LIVING		53			53
COURTYARD GARDENS OF BOYNTON BEACH, LLC		50	3	6%	53
FLAGLER HOSPITAL INC	2		51	96%	53
Osprey Point Nursing Center		51	2	4%	53
MISSION OAKS ASSISTED LIVING		51	2	4%	53
QUOTIENT SCIENCES LABS LLC			53	100%	53
UNIVERSITY OF WEST FLORIDA, THE		52	1	2%	53
SNH BRFL TENANT LLC	2	50			52
FELICIDAD MEDICAL CENTER		5	47	90%	52
LPG PRIMARY CARE AT CAPE CORAL PARKWAY		44	8	15%	52
ADVENT HEALTH		49	3	6%	52
PINES NURSING HOME		50	2	4%	52
PHILLIPPE RIDGE		40	12	23%	52
LEE COMMUNITY HEALTHCARE INC CAPE CORAL		49	3	6%	52
MEDPEDS ASSOCIATES OF SARASOTA PA		47	5	10%	52
JACKSONVILLE PEDIATRICS		32	20	38%	52
ROADS PEDIATRICS,LLC		49	3	6%	52
ADVENT HEALTH - LAKE WALES		40	12	23%	52
LMH SKILLED NURSING UNIT		52			52
LYSTER ACH FT RUCKER AL		49	3	6%	52
MADISON COUNTY MEMORIAL HOSPITAL LABORATORY		15	37	71%	52
LPG PEDIATRICS AT PAGE FIELD		50	1	2%	51
GULFVIEW MEDICAL INSTITUTE		51			51

COVID-19: testing by laboratory

Data through May 26, 2021 verified as of May 27, 2021 at 09:25 AM

Data in this report are provisional and subject to change.

The numbers in the table below represent the number of Florida and non-Florida residents for whom test results were received by the Department of Health. A person can be tested by more than one laboratory and can have both positive and negative results. **Therefore, the sum of the numbers in each column will be larger than the total number of people tested.**

Reporting lab	Inconclusive	Negative	Positive	Percent positive	Total
WEISS PEDIATRIC CARE LLC		37	14	27%	51
SOUTHEAST GEORGIA HEALTH SYSTEM, INC		46	5	10%	51
AVANTE ST CLOUD		48	3	6%	51
SOUTH CAROLINA DEPT OF HEALTH AND ENVIRONMENT CONTROL		11	40	78%	51
SUNSHINE ASSISTED LIVING		51			51
PRACTICE MANAGEMENT OF AMERICA, INC.		7	44	86%	51
WALGREENS #10373		49	2	4%	51
PATRICK MANOR INCORPORATED		51			51
SOUTHEAST ALABAMA MEDICAL CENTER			51	100%	51
INN AT THE FOUNTAINS, THE		34	17	33%	51
PEDIATRICS IN BREVARD-COCOA BEACH		46	5	10%	51
UNION MEDICAL CARE		51			51
EC OPCO TIMBERLIN PARC LLC		51			51
BENTON HOUSE OF PORT ORANGE		44	7	14%	51
MINUTECLINIC, LLC, DBA MINUTECLINIC #5		46	5	10%	51
LPG PRIMARY CARE AT BONITA BAY LIFESTYLE CENTER		45	5	10%	50
NAPLES PEDIATRICS INC□		43	7	14%	50
Grand Villa of Dunedin		44	6	12%	50
MARQUESA MEDICAL		46	4	8%	50
THE LODGE AND REHABILITATION CENTER		34	16	32%	50
BETHUNE-COOKMAN UNIVERSITY		32	18	36%	50
PORT ST. LUCIE - ZAXBY'S		50			50
CARE ATC - ANDES			50	100%	50
HILA BECKERMAN MD LLC	1	45	4	8%	50
POPLAR HEALTHCARE PLLC	1	11	38	76%	50
MARCO ISLAND MEDICAL CENTER		37	13	26%	50
HEALTH FIRST - CAPE CANAVERAL HOSPITAL		1	49	98%	50
RAINBOW PEDIATRICS PC LLC / BREAKFAST POINT		39	11	22%	50
GRAMERCY PARK URGENT CARE		48	2	4%	50
CRESTVIEW IMMEDIATE CARE LL		26	24	48%	50
THORNBURG PEDIATRICS		46	4	8%	50
AU MEDICAL CENTER, INC	1	43	5	10%	49
CAREHERE LAKE SCHOOLS EMPLOYEE HEALTH CENTER		34	15	31%	49
HERNANDO ENDOSCOPY AND SURGERY CENTER		38	11	22%	49
PASSPORT HEALTH ORLANDO		49			49
THE TERRACE OF JACKSONVILLE		3	46	94%	49
ADVENTIST HEALTH SYSTEM FLORIDA		34	15	31%	49
ALWAYS BEST CARE SENIOR SERVICES		44	5	10%	49
Guardian Care Nursing and Rehabilitation Center		49			49
UNIPATH		25	24	49%	49
FORT PIERCE FAMILY CARE INC		43	6	12%	49
S-H THIRTY FIVE OPCO - LUTZ, LLC		48	1	2%	49
Grand Villa of Deerfield Beach		45	4	8%	49
DOH		23	26	53%	49
CARE CENTERS OF NASSAU LLC MINER ROAD NORTH		49			49
NORTHBROOK CENTER FOR□		47	2	4%	49

COVID-19: testing by laboratory

Data through May 26, 2021 verified as of May 27, 2021 at 09:25 AM

Data in this report are provisional and subject to change.

The numbers in the table below represent the number of Florida and non-Florida residents for whom test results were received by the Department of Health. A person can be tested by more than one laboratory and can have both positive and negative results. **Therefore, the sum of the numbers in each column will be larger than the total number of people tested.**

Reporting lab	Inconclusive	Negative	Positive	Percent positive	Total
USF		1	48	98%	49
WELLMED AT PLANT CITY		28	21	43%	49
FHMG_CTR FOR SENIOR HEALTH		44	5	10%	49
ALLEGRO		47	2	4%	49
UNIVERSITY BEHAVIORAL CENTER		49			49
KISSIMMEE VA OUTPATIENT CLINIC		46	3	6%	49
SOFT CELL LABORATORIES		45	4	8%	49
HOUSE CALLS PROFESSIONAL LLC		45	4	8%	49
SOLARIS SENIOR LIVING NORTH NAPLES		48	1	2%	49
LABORATORY MEDICINE CONSULTANTS-LMC PA		45	4	8%	49
CAREMED INTERNAL MEDICINE		30	18	38%	48
ISLAND URGENT CARE PLLC		44	4	8%	48
PALM BAY FAMILY PRACTICE		27	21	44%	48
GRAND OAKS OF PALM CITY LLC□	1	41	6	13%	48
WINTER GARDEN REHAB AND NURSING CENTER		44	4	8%	48
ST JUDE LABORATORIES		43	5	10%	48
SOMA MEDICAL CENTER PA #3		10	38	79%	48
BAPTIST URGENT CARE		44	4	8%	48
FAMILY CARE PARTNERS URGENT CARE LLC		39	9	19%	48
URGENT CARE & WELLNESS CENTER		15	33	69%	48
MORTON PLANT			48	100%	48
ADVENTHEALTH MEDICAL GROUP FAMILY MEDICINE AT RDV		48			48
PREMIER MEDICAL ASSOCIATES		46	2	4%	48
INTERCOASTAL MEDICAL GROUP		2	46	96%	48
ORLANDO HEALTH PRIMARY CARE PEDIATRICS		44	4	8%	48
SEWANEE MOLECULAR DIAGNOSTICS LABORATO		48			48
ALLIANCE OF PHYSICIANS AGAINST COVID-19		1	47	98%	48
LEE PHYSICIAN GROUP		42	6	13%	48
SAN CARLOS PHARMACY		39	9	19%	48
COURTYARD GARDENS OF JUPITER		48			48
GRAND LIVING AT LAKEWOOD RANCH		47	1	2%	48
NORTH FLORIDA / SOUTH GEORGIA VETERANS HEALTH SYSTEM		1	47	98%	48
BAY CENTER HURRICANE SHELTER		48			48
REVA INC		43	4	9%	47
CARILLON SPORTS AND FAMILY MEDICINE		36	11	23%	47
INTERLAB		1	46	98%	47
COMPLETE HOME CARE OF THE PALM BEACHES LLC		43	4	9%	47
A AND R RESEARCH GROUP LLC		42	5	11%	47
POINTE AT NEW PORT PLACE,THE		47			47
Beacon OHSS		47			47
FAMILY EXTENDED CARE OF WINTER HAVEN		45	2	4%	47
MOBILE DOC FL, LLC		29	18	38%	47
NAVARRE GARDENS		41	6	13%	47
WALGREENS 3145		44	3	6%	47
WALGREENS #04569		43	4	9%	47
KINDRED HOSPITAL OCALA		43	4	9%	47

COVID-19: testing by laboratory

Data through May 26, 2021 verified as of May 27, 2021 at 09:25 AM

Data in this report are provisional and subject to change.

The numbers in the table below represent the number of Florida and non-Florida residents for whom test results were received by the Department of Health. A person can be tested by more than one laboratory and can have both positive and negative results. **Therefore, the sum of the numbers in each column will be larger than the total number of people tested.**

Reporting lab	Inconclusive	Negative	Positive	Percent positive	Total
MEDEMERGE		45	2	4%	47
NEWPATH DIAGNOSTICS		38	8	17%	46
WG EVERGREEN WOODS SH LLC		46			46
PLAINVIEW URGENT CARE		43	3	7%	46
KAPG ST AUGUSTINE SENIOR HOUSING OPCO LLC		37	9	20%	46
MID-FLORIDA PATHOLOGY, LLC		35	11	24%	46
LUTHERAN HAVEN EXTENDED CONGREGATE CAR		46			46
UNION MEDICAL CARE PLLC		45	1	2%	46
COLLIER BLVD HMA PHYSICIAN MANAGEMENT LLC		46			46
CASS'S MOBILE HEALTH SERVICES		38	8	17%	46
EAST MANATEE FAMILY	1	1	44	96%	46
University Hospital		39	7	15%	46
TRICORE REF LABS - UNIV OF NM		46			46
PREMIER PLACE HEALTHCARE AT THE GLENVIEW		46			46
RIVERHEAD URGENT CARE		45	1	2%	46
H LEE MOFFITT CANCER CENTER MICRO		46			46
BAYSIDE LABORATORIES INC		46			46
LPG CONVENIENT CARE AT METRO		42	4	9%	46
FLORIDA DEPARTMENT OF HEALTH CLAY COUNTY		32	14	30%	46
LOURDES HOSPITAL INC		44	2	4%	46
ADULT MEDICINE OF LAKE COUNTY INC			46	100%	46
PARKSIDE HEALTH AND REHABILITATION CENTER		10	36	78%	46
TRIPLE O MEDICAL SERVICES INC		42	4	9%	46
HARTFORD HEALTH SERVICES LLC		46			46
IMA MEDICAL GROUP POINCIANA		18	27	60%	45
BD MEDICAL SYSTEMS		43	2	4%	45
WALK IN MEDICAL URGENT CARE		45			45
STUART URGENT CARE			45	100%	45
BIOFIRE		11	34	76%	45
CARE HERE		20	25	56%	45
SOUTHPORT SQUARE HARBOUR HEALTH		45			45
LARA HEALTH AND WELLNESS CENTER LLC		45			45
NEOGENOMICS LABORATORIES INC		45			45
MEDI PARTNERS OF S FLORIDA LLC		45			45
BRP SH OPCO LLC		45			45
REDI-MED WALK-IN FAMILY CARE			45	100%	45
NEXT MOLECULAR ANALYTICS		14	31	69%	45
GUIDEWELL EMERGENCY MEDICINE DOCTORS LLC #33		31	14	31%	45
COLLIER URGENT CARE CENTERS		44	1	2%	45
BENTON HOUSE OF ST. JOHNS		43	2	4%	45
AVALON PARK RETIREMENT RESIDENCE		43	2	4%	45
HALIFAX HEALTH URGENT CARE		24	21	47%	45
CITY OF NAPLES FIRE RESCUE		40	5	11%	45
D W MCMILLAN MEMORIAL HOSPITAL		34	11	24%	45
CIMA MEDICAL CENTER		44	1	2%	45
ENCORE AT BOCA RATON, THE			45	100%	45

COVID-19: testing by laboratory

Data through May 26, 2021 verified as of May 27, 2021 at 09:25 AM

Data in this report are provisional and subject to change.

The numbers in the table below represent the number of Florida and non-Florida residents for whom test results were received by the Department of Health. A person can be tested by more than one laboratory and can have both positive and negative results. **Therefore, the sum of the numbers in each column will be larger than the total number of people tested.**

Reporting lab	Inconclusive	Negative	Positive	Percent positive	Total
Gulf Shore Care Center		39	5	11%	44
FLORIDA HOSPITAL		28	16	36%	44
UNIVERSITY MEDICAL CTR OF PRINCETON AT		42	2	5%	44
RADIOLOGY ASSOCIATES OF VENICE AND ENGLEWOOD		42	2	5%	44
MAKO MEDICAL		21	23	52%	44
THE MERIDIAN AT BOCA RATON	1	43			44
PEDIATRICS OF CENTRAL FLORIDA – SAINT CLOUD	2	40	2	5%	44
FAMILY AND INTERNAL MEDICINE AT AVALON PARK		40	4	9%	44
INNOVATIVE GX LABORATORIES		37	7	16%	44
ASHTON PLACE	3	37	4	9%	44
GEORGIA HEART CENTER (MSC 53), NAVICEN		42	2	5%	44
PALM POINT BEHAVIORAL HEALTH		44			44
WESTPAC LABS INC	1	32	11	25%	44
VENICE REGIONAL BAYFRONT HEALTH			44	100%	44
PRINCETON VILLAGE□		40	4	9%	44
NORTHWELL HEALTH PLAINVIEW HOSPITAL LABORATORY		35	9	20%	44
BENTON HOUSE OF CLERMONT		44			44
BRONX LEBANON HOSPITAL-MEDICAL CENTER		40	4	9%	44
WALGREENS #15495	1	40	2	5%	43
BAYCARE MEDICAL GROUP INC		3	40	93%	43
NORTHWESTERN UNIV JACOBS CTR COVID 19 TESTING SITE		43			43
BELVEDERE COMMONS OF SUN CITY CENTER□		43			43
CENTERPLACE HEALTH		19	24	56%	43
BRANCH MEDICAL CLINIC			43	100%	43
DUVAL PHARMACY		32	11	26%	43
COMMUNITY MEDICAL CARE CENTER INC			43	100%	43
ANDALUSIA HEALTH		26	17	40%	43
LPG PRIMARY CARE AT MATTHEW DRIVE		36	7	16%	43
VETERANS AFFAIRS MEDICAL CENTER - NEW YORK HARBOR		41	2	5%	43
MINUTE CLINIC DIAGNOSTIC OF VIRGINIA		36	7	16%	43
WHITE-WILSON MEDICAL CENTER		32	11	26%	43
WOLFF CTR FOR CHILD & ADOLESCENT HEALTH PLLC,THE		26	17	40%	43
COVANCE CENTRAL LABORATORY		29	14	33%	43
A & R RESEARCH GROUP		35	8	19%	43
FIRST CHOICE URGENT CARE		12	31	72%	43
EASTERN SHORE URGENT CARE		32	11	26%	43
PIEDMONT HOSPITAL CLINICAL LABORATORY		40	3	7%	43
MINUTE CLINIC LLC #2216		40	3	7%	43
CITRUS CARE CLINIC			43	100%	43
WALGREENS_COCONUT CREEK		35	8	19%	43
LAKE MARY KIDS CENTRA CARE		33	10	23%	43
MINUTECLINIC DIAGNOSTIC OF MICHIGAN		39	3	7%	42
NIGHT LITE PEDIATRIC CENTER		10	32	76%	42
MAIMONIDES-SHALOM ACADEMY, INC		41	1	2%	42
PACIFICA SENIOR LIVING OCALA		37	5	12%	42
ATRIA WILLOW WOOD		40	2	5%	42

COVID-19: testing by laboratory

Data through May 26, 2021 verified as of May 27, 2021 at 09:25 AM

Data in this report are provisional and subject to change.

The numbers in the table below represent the number of Florida and non-Florida residents for whom test results were received by the Department of Health. A person can be tested by more than one laboratory and can have both positive and negative results. **Therefore, the sum of the numbers in each column will be larger than the total number of people tested.**

Reporting lab	Inconclusive	Negative	Positive	Percent positive	Total
UNDERGROUND FREE CLINIC		41	1	2%	42
LONGLEAF DIAGNOSTIC LABORATORIES		13	29	69%	42
HARMONY HEALTH OPCO, LLC		17	25	60%	42
STAT ONE URGENT CARE CENTER		2	40	95%	42
KIVA AT CANTERBURY		25	17	40%	42
Atlantic Shore Nursing and Rehab		42			42
STATCARE URGENT AND WALK-IN MEDICAL CA		39	3	7%	42
WHITE WILSON MEDICAL CENTER-DESTIN		41	1	2%	42
ST AUGUSTINE PEDIATRIC ASSOC		36	6	14%	42
GRAND VILLA OF DELRAY EAST		42			42
BULLS HEAD URGENT CARE		40	2	5%	42
ADVENT HEALTH CENTRA CARE - LAKE LAND		30	12	29%	42
CLINICAL LABORATORY		42			42
MINUTECLINIC LLC #4449		40	2	5%	42
GENEXPERT			42	100%	42
CITRUS COUNTY HEALTH DEPARTMENT		36	6	14%	42
STETSON UNIVERSITY STUDENT HEALTH CENTER		3	39	93%	42
ARTHREX MEDICAL CENTER EAST		25	16	39%	41
BOND CLINIC, PA		11	30	73%	41
CERON PEDIATRICS & INTEGRATIVE MEDICIN		41			41
PEDIATRICS OF CENTRAL FLORIDA KISSI		33	8	20%	41
GRAND VILLA OF MELBOURNE		39	2	5%	41
DCH REGIONAL MEDICAL CENTER LABORATORY		39	2	5%	41
MINUTE CLINIC DIAGNOSTIC OF NEW JERSEY		40	1	2%	41
WASHINGTON COUNTY HEALTH DEPARTMENT		28	13	32%	41
FLORIDA HOSPITAL NEW SMYRNA		4	37	90%	41
PASSPORT HEALTH OF TAMPA BAY		31	10	24%	41
SOUTHCOR LABORATORY		7	34	83%	41
GRACE COMMUNITY PHARMACY		3	38	93%	41
CAPITAL REGIONAL MEDICAL CENTER		2	39	95%	41
CROSSROADS URGENT CARE		26	15	37%	41
PRIDE DIAGNOSTICS		24	17	41%	41
MEDEX MEDICAL EXPRESS OF PALATKA LLC			41	100%	41
ALPHA PHARMACY		38	3	7%	41
UNIVERSITY OF ALABAMA		38	3	7%	41
FLORIDA ENDOSCOPY & SURGERY CTR LLC		40			40
NORTH PINELLAS CHILDRENS MEDICAL CENTER			40	100%	40
GRADY HEALTH SYSTEM		40			40
ST. MARYS MEDICAL CENTER		1	39	98%	40
MINUTE CLINIC DIAGNOSTIC OF SC, LLC #75		38	2	5%	40
MORTON PLANT HOSPITAL - ADLER INSTITUTE OF LAB MEDICINE		3	37	93%	40
LEE COMMUNITY HEALTHCARE INC NORTH FORT MYERS		39	1	3%	40
FLORIDA MEDICAL CL ODOM TPA		25	15	38%	40
M&V SAN JOSE MEDICAL CENTER			40	100%	40
CLINICAL PATHOLOGY LABORATORIES, INC		40			40
GRAND VILLA OF BOYNTON BEACH		39	1	3%	40

COVID-19: testing by laboratory

Data through May 26, 2021 verified as of May 27, 2021 at 09:25 AM

Data in this report are provisional and subject to change.

The numbers in the table below represent the number of Florida and non-Florida residents for whom test results were received by the Department of Health. A person can be tested by more than one laboratory and can have both positive and negative results. **Therefore, the sum of the numbers in each column will be larger than the total number of people tested.**

Reporting lab	Inconclusive	Negative	Positive	Percent positive	Total
MINUTECLINIC DIAGNOSTIC OF RHODE ISLAND, LLC #1544		39	1	3%	40
WARDE MEDICAL LABORATORY		31	9	23%	40
GMR EVENT SERVICES LLC DBA CROWDRX		39			39
JUPITER MEDICAL CENTER PHYSICIANS GROUP, INC		34	5	13%	39
MARYLAND DEPARTMENT OF HEALTH			39	100%	39
GUYAN VALLEY WELLNESS CENTER		32	7	18%	39
CEDAR CREEK AT KINGS BAY INC		39			39
BROOKDALE BRANDON	1	38			39
WG BAYPOINT VILLAGE SH LLC		38	1	3%	39
BAPTIST MEDICAL GRP URGENT CARE & OCC HEALTH AIRPO		39			39
BAYSHORE PATHOLOGY CONSULTANTS PA		37	2	5%	39
STEWART MEDICAL GROUP, INC		21	18	46%	39
BAY COUNTY JAIL ANNEX		34	5	13%	39
JUNIPER VILLAGE AT CAPE CORAL		34	5	13%	39
SOMA MEDICAL CENTER # 4		5	34	87%	39
METROPOLITAN CHARITIES INC		36	3	8%	39
WALGREENS COVID-19		27	12	31%	39
ISLAMORADA VILLAGE OF ISLANDS FIRE RESCUE		36	3	8%	39
GOOD SAMARITAN HOSPITAL LABORATORY		33	6	15%	39
CORRECTIONAL MEDICAL GROUP		27	12	31%	39
INSTANT MEDICAL CARE CENTER		38	1	3%	39
WEINBERG VILLAGE		38	1	3%	39
ROCKLAND URGENT CARE FAMILY HEALTH NP		37	2	5%	39
CLINICAL RESEARCH SEQUENCING PLATFORM		8	31	79%	39
TAYLORVILLE FAMILY MEDICINE		32	7	18%	39
ECC PEDIATRICS		38	1	3%	39
ADVENTHEALTH MEDICAL GROUP PEDIATRICS AT		17	22	56%	39
MINUTE CLINIC DIAGNOSTIC OF TEXAS, LLC		36	3	8%	39
WOMEN'S CARE FLORIDA, LLC		38			38
PECONIC BAY MEDICAL CENTER LABORATORY		29	9	24%	38
AUTUMN OF SARASOTA		12	26	68%	38
HOMEWOOD RESIDENCE AT FREEDOM PLAZA		37	1	3%	38
CONNECTICUT DEPARTMENT OF HEALTH		22	16	42%	38
SANFORD PEDIATRIC ASSOCIATES, PA		33	5	13%	38
CLEARWATER EMPLOYEE HEALTH CLINIC		19	19	50%	38
CVS NV3210POCT LAS VEGAS		35	3	8%	38
INNOVATION CLINICAL TRIALS, INC			38	100%	38
VIRTUA		34	4	11%	38
BAPTIST PEDIATRICS		33	5	13%	38
Life Care Center of Citrus County		37	1	3%	38
VISTACARE PHARMACY I		33	5	13%	38
HENDRY/GLADES COUNTY HEALTH DEPARTMENT		37	1	3%	38
CENTRAL FLORIDA HEALTH CARE INC WAUCHULA SITE 2		29	9	24%	38
MOLECULAR DIAGNOSTICS		5	33	87%	38
CCRC @ SUNFLOWER LLC		35	3	8%	38
AEGIS MEDICAL GROUP, LLC		35	3	8%	38

COVID-19: testing by laboratory

Data through May 26, 2021 verified as of May 27, 2021 at 09:25 AM

Data in this report are provisional and subject to change.

The numbers in the table below represent the number of Florida and non-Florida residents for whom test results were received by the Department of Health. A person can be tested by more than one laboratory and can have both positive and negative results. **Therefore, the sum of the numbers in each column will be larger than the total number of people tested.**

Reporting lab	Inconclusive	Negative	Positive	Percent positive	Total
WELLMED AT BRANDON REGIONAL		30	8	21%	38
LABORATORY ALLIANCE OF CENTRAL NEW YORK		36	2	5%	38
MINUTE CLINIC, LLC DBA MINUTECLINIC #4505		35	3	8%	38
ATRIA SAN PABLO		36	2	5%	38
EASYCARE WALK-IN CLINIC	1	15	22	58%	38
ASSISTED LIVING OF BROWARD		37			37
THE COLLIER AT NAPLES		36	1	3%	37
FLORIDA PEDIATRIC GROUP PA		28	9	24%	37
MINUTECLINIC, LLC, DBA MINUTECLINIC #2544		35	2	5%	37
FORT CAROLINE GARDENS, INC		34	3	8%	37
PULSE & REMEDY LLC		22	15	41%	37
JAMAICA HOSPITAL MEDICAL CENTER		33	4	11%	37
West Gate Village, LLC		37			37
TRADITIONAL HOME CARE INC		35	2	5%	37
STATEN ISLAND UNIVERSITY HOSPITAL-POUCH		36	1	3%	37
MAINSTREET FAMILY URGENT CARE		1	36	97%	37
ACCURATE DIAGNOSTIC LAB		35	2	5%	37
COLORADO DEPARTMENT OF PUBLIC HEALTH AND ENVIRONMENT			37	100%	37
HR SARASOTA OPERATOR LLC		25	12	32%	37
PONCE THERAPY CARE CENTER		34	3	8%	37
ONE MILO		37			37
FAMILY EXTENDED CARE OF SEBRING INC		35	2	5%	37
STATCARE URGENT & WALK IN MEDICAL CARE		33	4	11%	37
BUREAU OF PUBLIC HEALTH	1	14	22	59%	37
PATHGROUP		9	28	76%	37
ALAN A SMITH MD LLC		34	3	8%	37
EMORY CRAWFORD LONG HOSPITAL LABORATOR		33	4	11%	37
HOLZER HEALTH CENTER		5	32	86%	37
CVS NC7047POCT DURHAM		36	1	3%	37
HOLLISMED LLC		35	2	5%	37
SOUTHWEST LABS		37			37
PATHOGENIUS LABORATORIES		30	7	19%	37
COLLIER HMA PHYSICIAN MANAGEMENT LLC		27	10	27%	37
MARTHA'S HOUSE & ASSISTED LIVING FACILITY		36			36
VIKOR SCIENTITIC		5	31	86%	36
UNION CHD		33	3	8%	36
SANITAS		4	32	89%	36
LONG BEACH URGENT CARE		36			36
CARDIOLOGY AND MEDICINE ASSOCIATES INC		35	1	3%	36
MEDCOMP SCIENCES			36	100%	36
JACKSON HEALTH SYSTEM		2	34	94%	36
FHMG-FLORIDA HOSPITAL MEDICAL GROUP		26	10	28%	36
DIXIE COUNTY HEALTH DEPARTMENT		27	9	25%	36
NCHD		22	14	39%	36
FAST PACE MEDICAL CLINIC		31	5	14%	36
Kensington Gardens		36			36

COVID-19: testing by laboratory

Data through May 26, 2021 verified as of May 27, 2021 at 09:25 AM

Data in this report are provisional and subject to change.

The numbers in the table below represent the number of Florida and non-Florida residents for whom test results were received by the Department of Health. A person can be tested by more than one laboratory and can have both positive and negative results. **Therefore, the sum of the numbers in each column will be larger than the total number of people tested.**

Reporting lab	Inconclusive	Negative	Positive	Percent positive	Total
HARBORCHASE OF WELLINGTON CROSSING		34	2	6%	36
VILLA COURT LLC		36			36
PHYSICIAN ASSOCIATES LLC		26	10	28%	36
ALABAMA CLINICS		20	16	44%	36
VA MEDICAL CENTER			36	100%	36
BVL/LITTLE ANGEL PEDIATRICS		36			36
FLORIDA PRESBYTERIAN HOMES INC		34	2	6%	36
IRL		4	31	89%	35
BOCA TOXICOLOGY LLC		33	2	6%	35
LAKELAND NURSING AND REHABILITATION CENTER			35	100%	35
CANCER RESEARCH LAB, BOB JONES UNIVERSITY		30	5	14%	35
METRO KNOXVILLE HMA		25	10	29%	35
AMMON ANALYTICAL LABORATORIES		31	4	11%	35
TUSCAN GARDENS OF DELRAY BEACH MANAGEMENT COMPANY,		34	1	3%	35
P23 LABS		35			35
CARLOS F FUSTER MD PA		33	2	6%	35
MEDHELP 280		32	3	9%	35
HUNTINGTON STATION URGENT CARE		34	1	3%	35
HARBOUR ISLAND PEDIATRICS		25	10	29%	35
NEUROINTERNATIONAL SARASOTA		32	3	9%	35
ADVENT HEALTH - FISH MEMORIAL		2	33	94%	35
CHILDREN'S MEDICAL CENTER		1	34	97%	35
PHOSPHORUS DIAGNOSTICS		27	8	23%	35
FLORIDA DEPARTMENT OF HEALTH IN MONROE COUNTY		28	7	20%	35
MIDDLETOWN MEDICAL P C		25	10	29%	35
POARCH BANC CREEK INDIANS TRIBAL HEALTH DEPARTMENT			35	100%	35
INTERIM HEALTHCARE OF NORTHWEST FLORIDA INC		33	2	6%	35
WUESTHOFF MEMORIAL HOSPITAL			35	100%	35
MINUTECLINIC DIAGNOSTIC OF PENNSYLVANI		33	2	6%	35
BAYCARE HEALTH SYSTEMS, LLC			35	100%	35
CVS NC3516POCT WINSTON SALEM		31	4	11%	35
REDI-MED WALK IN FAMILY CLINIC			35	100%	35
MALABAR FAMILY PRACTICE		29	6	17%	35
MIGUEL E TREVINO MD PA		31	4	11%	35
SOUTHEASTERN OUTPATIENT SURGERY CENTER		32	3	9%	35
HENDRY REGIONAL CORPORATE HEALTH			35	100%	35
ROSWELL PAIN SPECIALISTS	1	33	1	3%	35
COOPER HEALTHCARE		32	3	9%	35
RAYMOND BASRI MD		32	2	6%	34
RASHDA ALBIBI M.D. P.A.		31	3	9%	34
ST VINCENTS AMBULATORY CARE INC DBA		31	3	9%	34
PBSO WEST PALM FAMILY PRACTICE		1	33	97%	34
KIDS CARE PEDIATRICS PA			34	100%	34
NORTHEAST GEORGIA MEDICAL CENTER		34			34
ACCESS MEDICAL LABORATORIES INC		26	8	24%	34
WILLAMETTE VALLEY TOXICOLOGY LLC		32	2	6%	34

COVID-19: testing by laboratory

Data through May 26, 2021 verified as of May 27, 2021 at 09:25 AM

Data in this report are provisional and subject to change.

The numbers in the table below represent the number of Florida and non-Florida residents for whom test results were received by the Department of Health. A person can be tested by more than one laboratory and can have both positive and negative results. **Therefore, the sum of the numbers in each column will be larger than the total number of people tested.**

Reporting lab	Inconclusive	Negative	Positive	Percent positive	Total
LAKE NONA MEDICAL SERVICE LLC		31	3	9%	34
GAMMA DIAGNOSTIC LAB LLC			34	100%	34
DELAWARE PUBLIC HEALTH LABORATORY		2	32	94%	34
LONG TERM CARE OF GULF BREEZE LLC		30	4	12%	34
UTAH DEPARTMENT OF HEALTH			34	100%	34
MINUTECLINIC DIAGNOSTIC OF TN PC #6435		31	3	9%	34
MINUTECLINIC DIAGNOSTIC OF ILLINOIS L		28	6	18%	34
THE SPRINGS OF PARC HILL		33	1	3%	34
ST PETER'S BENDER LABORATORY		33	1	3%	34
CIGNA PBSO WEST PALM		3	31	91%	34
MINUTECLINIC DIAGNOSTIC OF SC, LLC #2		30	4	12%	34
PARAMOUNT WALK-IN CLINIC		1	33	97%	34
AYERS NURSING AND REHABILITATION CENTER		34			34
OAKMONTE VILLAGE		33	1	3%	34
ENGLEWOOD HOSPITAL AND MEDICAL CENTER		28	5	15%	33
DSI MANAGEMENT LLC		33			33
EVERLYWELL		19	14	42%	33
AMBRY GENETICS CORPORATION	23	10			33
JOSEF SCHENKER MD PC DBA CENTERS URGENT		31	2	6%	33
OPIS COQUINA CENTER		32	1	3%	33
ENGLEWOOD HEALTH PHYSICIAN NETWORK		31	2	6%	33
WESTWOOD NURSING AND REHABILITATION		28	5	15%	33
SELECT PHYSICIANS ALLIANCE PL		33			33
GREENRIDGE GROUP HOME	3	11	19	58%	33
ORLANDO FAMILY MEDICINE		16	17	52%	33
SYNIVERSE WELLNESS CENTER		28	5	15%	33
ENT AND ALLERGY ASSOCIATES OF FLORIDA LLC		32	1	3%	33
IPSUM DIAGNOSTICS		3	30	91%	33
RESIDENCE AT BAY VUE		31	2	6%	33
AHSE ROP		32	1	3%	33
SANFORD MOBILE LAB PGA TOUR		32	1	3%	33
PERDIDO URGENT CARE		1	32	97%	33
BOND CLINIC		3	30	91%	33
MIDNIGHT MEDICINE			33	100%	33
VETERANS HOME		1	32	97%	33
SANFORD MOBILE LAB		27	6	18%	33
Consulate Health Care of Orange Park		27	6	18%	33
STEINHATCHEE DRUGS		27	6	18%	33
CORAL HOUSE ASSISTED LIVING COMMUNITY LLC		33			33
VETERAN AFFAIRS MEDICAL CENTER - JAMES J PETERS		30	3	9%	33
FIRST PHYSICIANS GROUP - LORRAINE CORNERS		33			33
NIGHT LITE PEDIATRICS URGENT CARE CENTER			33	100%	33
NURSES HELPING HANDS INC ALF		33			33
ADVANCED URGENT CARE		12	21	64%	33
ALACHUA		20	12	38%	32
WESTMINSTER ST AUGUSTINE		32			32

COVID-19: testing by laboratory

Data through May 26, 2021 verified as of May 27, 2021 at 09:25 AM

Data in this report are provisional and subject to change.

The numbers in the table below represent the number of Florida and non-Florida residents for whom test results were received by the Department of Health. A person can be tested by more than one laboratory and can have both positive and negative results. **Therefore, the sum of the numbers in each column will be larger than the total number of people tested.**

Reporting lab	Inconclusive	Negative	Positive	Percent positive	Total
CVS MINUTE CLINIC DIAGNOSTIC OF TN #6044		28	4	13%	32
BAPTIST PRIMARY BLACK CREEK SOUTH			32	100%	32
NTD EUROFINNS ATLANTA		31	1	3%	32
MINUTECLINIC DIAGNOSTIC OF TEXAS		28	4	13%	32
MINUTECLINIC DIAGNOSTIC OF TN PC #378		29	3	9%	32
Wiregrass Rehabilitation Center and Nursing Home		29	3	9%	32
A LILIKO'I PHARMACY LLC		29	3	9%	32
JOINT AMBULATORY CARE CENTER		32			32
MINUTECLINIC DIAGNOSTIC OF TN PC #6363		26	6	19%	32
CVS NC7588POCT ASHEVILLE		28	4	13%	32
A & B PHARMACY		32			32
MADISON POINTE CARE CENTER		32			32
LAKE MARY - STIRLING CENTER SUITE 202			32	100%	32
JOSEF SCHENKER MD PC		32			32
MINUTECLINIC, LLC #08366		27	5	16%	32
COLORADO DEPARTMENT OF HEALTH LABORATORY SERVICES DIVISION			32	100%	32
J AND J VISTAKON EMPLOYEE HEALTH CENTER		31	1	3%	32
MINUTECLINIC, LLC #4230		28	4	13%	32
ADVENT HEALTH MEDICAL GROUP FAMILY AND INTERNAL MEDICINE AT AVALON PAR		28	4	13%	32
TREASURE ISLE LLC		32			32
MEDEXPRESS URGENT CARE - BLOOMINGTON		26	5	16%	31
JOSEPH SCHENKER MD PC DBA CENTERS URGENT		27	4	13%	31
OPTIMAL CARE PEDIATRICS		9	22	71%	31
HOWARD BEACH URGENT CARE		29	2	6%	31
CHIPOLA MEDICAL ASSOCIATES		11	20	65%	31
UR CARE FAMILY AND SPORTS MEDICINE			31	100%	31
CENTER ONE SURGERY CENTER		25	6	19%	31
COUNTY OF LOS ANGELES			31	100%	31
MICHAEL J D'AMBROSE MD PA		29	2	6%	31
REGENCY PARK ASSISTED LIVING FACILITY		29	2	6%	31
1 TOUCH TOTALCARE SOLUTIONS		28	3	10%	31
HOLIDAY MEDICAL ASSOCIATES		4	27	87%	31
LabCorp L#09258130 M#09258125		12	19	61%	31
SUMMIT MEDICAL GROUP - 75 E NORTHFIELD		26	5	16%	31
MINUTECLINIC DIAGNOSTIC OF RHODE ISLAND, LLC #212		31			31
COLLIER ANESTHESIA PAIN LLC		31			31
HOPE HEALTHCARE		29	2	6%	31
COMMUNITY HEALTH OF SOUTH FLORIDA			31	100%	31
PREMIER URGENT CARE CENTER LLC			31	100%	31
AHMG LAKE NONA PRIMARY CARE		31			31
SPRINGWOOD COURT		26	5	16%	31
DISCOVERY COMMONS AT BRADENTON		31			31
AMERICAN ESOTERIC LABORATORIES		15	16	52%	31
HEALTH FIRST - VIERA HOSPITAL		1	30	97%	31
GOOD SAMARITAN SOCIETY		31			31
SHORE MEMORIAL HOSPITAL		27	4	13%	31

COVID-19: testing by laboratory

Data through May 26, 2021 verified as of May 27, 2021 at 09:25 AM

Data in this report are provisional and subject to change.

The numbers in the table below represent the number of Florida and non-Florida residents for whom test results were received by the Department of Health. A person can be tested by more than one laboratory and can have both positive and negative results. **Therefore, the sum of the numbers in each column will be larger than the total number of people tested.**

Reporting lab	Inconclusive	Negative	Positive	Percent positive	Total
MINUTECLINIC DIAGNOSTIC OF NORTH CAROLINA PC		28	3	10%	31
TOTTENVILLE CIRCLE URGENT CARE		31			31
INTERNAL MEDICINE LIPID AND WELNNES PRACTICE		14	17	55%	31
CVA MINUTE CLINIC DIAGNOSTIC OF VIRGINIA, LLC		29	1	3%	30
TREEHOUSE PEDIATRICS		24	6	20%	30
ADVENT HEALTH PRIMARY CARE PLUS, WINTER GARDEN		26	4	13%	30
ADVANCED HEALTHCARE ASSOCIATES		26	4	13%	30
SUMMERGATE PHARMACY		28	2	7%	30
Clearwater Center		16	14	47%	30
MINUTECLINIC INCORPORATE, LLC		26	4	13%	30
BOCA SIMON LAB		1	29	97%	30
Okeechobee Health Care Facility		16	14	47%	30
FORT VALLEY STATE UNIVERSITY		29	1	3%	30
AMEERAH LABS			30	100%	30
FLORIDA MEDICAL CLINIC - NEW TAMPA		25	5	17%	30
MINIMALLY INVASIVE VASCULAR INC		28	2	7%	30
VASSAR BROTHERS MEDICAL CENTER LABORATORY		28	2	7%	30
SENIOR HEALTH OF WINTER PARK DUNDEE		30			30
ROSLYN URGENT CARE		29	1	3%	30
PREMIUM HEALTH CARE			30	100%	30
CLINCLOUD, LLC			30	100%	30
RELIANCE MEDICAL CENTER		21	9	30%	30
CHILDRENS MEDICAL CENTER			30	100%	30
WEST BROWARD CARE CENTER		24	6	20%	30
HERITAGE WATERSIDE		27	3	10%	30
GRAND VILLA OF PALM COAST		30			30
MINUTECLINIC DIAGNOSTIC OF TN, PC 374		25	5	17%	30
FORT SANDERS REGIONAL LABORATORY		29	1	3%	30
ROBERT H JENKINS JR VETERANS' DOMICILIARY HOME OF		27	3	10%	30
MED LABS DIAGNOSTICS		11	19	63%	30
RAINBOW PEDIATRICS		1	29	97%	30
THE TERRACE AT IVY ACRES ALF		11	19	63%	30
BROOKWOOD BAPTIST MEDICAL CENTER		29	1	3%	30
GERALD J KIVETT MD		27	3	10%	30
COMPREHENSIVE CHILDCARE		24	6	20%	30
BOCA BIOLISTIC REFERENCE LAB			30	100%	30
PARK WEST MEDICAL CENTER		29	1	3%	30
PANCARE HEALTH - BONIFAY K-8			30	100%	30
TALLAHASSEE DEVELOPMENTAL CENTER		28	2	7%	30
P4CLINICAL	3	2	25	83%	30
DAVID LAWRENCE CENTER		26	4	13%	30
GASTROENTEROLOGY ASSOCIATES OF PENSACOLA PA		25	5	17%	30
ACCESS HEALTH CARE PHYSICIANS LLC		10	20	67%	30
PEPIN ACADEMIES-PASCO		29	1	3%	30
APOLLO SURGERY CENTER		27	3	10%	30
GRAND VILLA OF SARASOTA		29	1	3%	30

COVID-19: testing by laboratory

Data through May 26, 2021 verified as of May 27, 2021 at 09:25 AM

Data in this report are provisional and subject to change.

The numbers in the table below represent the number of Florida and non-Florida residents for whom test results were received by the Department of Health. A person can be tested by more than one laboratory and can have both positive and negative results. **Therefore, the sum of the numbers in each column will be larger than the total number of people tested.**

Reporting lab	Inconclusive	Negative	Positive	Percent positive	Total
BROOKDALE UNIVERSITY HOSPITAL		27	3	10%	30
OWL NOW URGENT CARE		11	19	63%	30
OAK HARBOR ASSISTED LIVING FACILITY		27	3	10%	30
ADVENT HEALTH MEDICAL GROUP- FAMILY MEDICINE AT DR. PHILIPS		25	5	17%	30
WIREGRASS CLINIC LLC		24	6	20%	30
SUNTREE INTERNAL MEDICINE		29			29
CHARLOTTE CHD PORT CHARLOTTE		25	4	14%	29
CAPE CORAL HOSPITAL ABG LABORATORY		16	13	45%	29
RENAISSANCE SENIOR LIVING	1	28			29
PALMS, THE		29			29
UNIV OF ROCHESTER-STRONG MEMORIAL HOSP		28	1	3%	29
PHYSICIANS STAT		7	22	76%	29
EXPRESS FAMILY CARE LLC		11	18	62%	29
PRO HEALTH HARMONY		29			29
CDC		17	12	41%	29
NEMOURS CHILDRENS CLINIC		22	7	24%	29
DUVAL COUNTY HEALTH DEPARTMENT		29			29
BIG BEND HOSPICE INC		29			29
UCLA HEALTHCARE CLINICAL LABS		23	6	21%	29
TIFFANY LAKE CARE CENTERS INC		28	1	3%	29
MAYO CLINIC JACKSONVILLE		4	25	86%	29
MINUTECLINIC #788		27	2	7%	29
ADVENTHEALTH MEDICAL GROUP PEDIATRIC & ADOLESCENT		28	1	3%	29
TGH MEDICAL GROUP LABORATORY CARROLLWOOD			29	100%	29
PINELLAS 1 HOME HEALTH CARE CORP		28	1	3%	29
URGENT CARE USA			29	100%	29
BOYKIN		29			29
STEWART MELBOURNE HOSPITAL			29	100%	29
PRIMECARE AT PORT ORANGE		5	24	83%	29
PALM GARDEN OF JACKSONVILLE		27	2	7%	29
UNIVERSITY OF ILLINOIS VETERINARY DIAG	1	27	1	3%	29
BROWARD HEALTH IMPERIAL POINT NURSING			28	100%	28
ORANGE PEDIATRICS			28	100%	28
ST MARYS MEDICAL CENTER			28	100%	28
FIRST CHOICE PEDIATRICS LOOP		25	3	11%	28
MONTEFIORE NEW ROCHELLE HOSPITAL		25	3	11%	28
ST JOSEPHS HOSP OF ATLANTA/CLINIC LAB		26	2	7%	28
Cleveland Clinic Laboratories		4	24	86%	28
HUNT CLUB PEDIATRIC ASSOCIATES LLC		23	5	18%	28
MINUTE-CLINIC DIAGNOSTIC OF VIRGINIA		23	5	18%	28
PORT ST LUCIE HOSPITAL		25	3	11%	28
FAMILY CARE PARTNERS		18	10	36%	28
STAT MED URGENT CARE		27	1	4%	28
ASTORIA HEALTH AND REHABILITATION CENTER		27	1	4%	28
NEW YORK METHODIST HOSPITAL		24	4	14%	28
URGENT CARE CENTER			28	100%	28

COVID-19: testing by laboratory

Data through May 26, 2021 verified as of May 27, 2021 at 09:25 AM

Data in this report are provisional and subject to change.

The numbers in the table below represent the number of Florida and non-Florida residents for whom test results were received by the Department of Health. A person can be tested by more than one laboratory and can have both positive and negative results. **Therefore, the sum of the numbers in each column will be larger than the total number of people tested.**

Reporting lab	Inconclusive	Negative	Positive	Percent positive	Total
CANTON-POTSDAM HOSPITAL LABORATORY		27	1	4%	28
KIVA AT CANTERBURY, LLC		28			28
WELLSTAR COBB HOSPITAL		26	2	7%	28
BOZEMAN HEALTH DEACONESS HOSPITAL		19	9	32%	28
ADIRONDACK MEDICAL CENTER		28			28
LAKE PLACID HEALTH AND REHABILITATION		1	27	96%	28
NATIONAL MENTOR HEALTHCARE LLC			28	100%	28
GILCHRIST COUNTY JAIL		25	3	11%	28
EDEN AT CRESTVIEW		12	16	57%	28
LAKE NONA MEDICAL SERVICES		19	9	32%	28
MARION PEDIATRICS PA		21	7	25%	28
MINUTECLINIC, LLC, #4160		24	4	14%	28
KEY PRIMARY CARE			28	100%	28
THE COMMONWEALTH OF MASSACHUSETTS		1	27	96%	28
BROOKDALE PHILLIPPI CREEK			28	100%	28
BETHESDA HEALTH PHYSICIAN GROUP INC			28	100%	28
SUNCOAST LABS			27	100%	27
49D2045214PHYSICIAN OFFICE WAIVER MEDEXPRESS URGENT CARE - HARRISONBU		18	9	33%	27
PHYSICIANS CARE		23	4	15%	27
NOVANT HEALTH		18	9	33%	27
Z UROLOGY		26	1	4%	27
NEWYORK-PRESBYTERIAN/ LAWRENCE HOSPITAL LABORATORY		24	3	11%	27
WALGREENS #04618		22	5	19%	27
EMORY BENNETT VETERANS NURSING HOME	1	26			27
Summit Medical Group Westfield Lab		24	3	11%	27
ADEPT INPATIENT MEDICAL SERVICES PC		27			27
ST VINCENT'S EAST		25	2	7%	27
FYZAMEDICAL, LLC		18	9	33%	27
HEALTHPARK MEDICAL CENTER ABG LAB		26	1	4%	27
CITY OF SANFORD EMPLOYEE HEALTH AND		25	2	7%	27
USCG AIR STATION CLEARWATER CLINIC		26	1	4%	27
PULMONARY SPECIALISTS OF THE PALM BEACHES		16	11	41%	27
URGENT FAMILY CARE INC		24	3	11%	27
SPANISH RIVER HIGH SCHOOL ESE		23	4	15%	27
CITY OF CLEARWATER EMPLOYEE HEALTH CENTER		16	11	41%	27
COMMUNITY CARE CENTER		26	1	4%	27
ATRIA LADY LAKE		27			27
VICK STREET MANOR		27			27
EXPRESS CARE OF BELLEVIEW		27			27
COASTAL SKIN SURGERY AND DERMATOLOGY		19	8	30%	27
MINUTECLINIC DIAGNOSTIC OF TN PC #320		19	8	30%	27
DELRAY BEACH FACIAL PLASTIC SURGERY		27			27
COASTAL COMPLETE CARE		13	14	52%	27
LOOP PEDIATRICS		22	5	19%	27
ST ANTHONY'S HOSP PATIENT CARE SERVICE		1	26	96%	27
CORONA NYC LAB		26	1	4%	27

COVID-19: testing by laboratory

Data through May 26, 2021 verified as of May 27, 2021 at 09:25 AM

Data in this report are provisional and subject to change.

The numbers in the table below represent the number of Florida and non-Florida residents for whom test results were received by the Department of Health. A person can be tested by more than one laboratory and can have both positive and negative results. **Therefore, the sum of the numbers in each column will be larger than the total number of people tested.**

Reporting lab	Inconclusive	Negative	Positive	Percent positive	Total
EPIC REFERENCE LABS INC			27	100%	27
BROOKDALE SOUTHPOINT			27	100%	27
CARENOW - DOWNTOWN NORTH GULCH		25	2	7%	27
CENTRAL FLORIDA PEDIATRIC URGENT CARE LLC		23	4	15%	27
FAST PACE MEDICAL CLINIC PLLC		25	2	7%	27
PALMETTO PEDIATRICS			27	100%	27
LAKELAND HILLS CENTER		19	8	30%	27
LEXINGTON PLACE SENIOR LIVING COMMUNITY		27			27
MD BEAUTY LABS, PA		24	2	8%	26
LOT HEALTH SERVICES	1	25			26
PALM BEACH COUNTY FIRE RESCUE		24	2	8%	26
TREEHOUSE PEDIATRICS & FAMILY CARE		26			26
DALE MEDICAL CENTER		21	5	19%	26
LAKE HOWARD HEIGHTS	1	21	4	15%	26
ADVENT HEALTH PARTIN SETTLEMENT HEALTH PARK		18	8	31%	26
JUST FOR KIDS PEDIATRICS		5	21	81%	26
DARDEN WELLNESS CENTER		23	3	12%	26
THE MINIER URGENT CARE		20	6	23%	26
SUNQUEST		3	23	88%	26
PALMS MEDICAL GROUP - LAKE CITY WEST		4	22	85%	26
WAKULLA COUNTY HEALTH DEPARTMENT		12	14	54%	26
MINUTECLINIC DIAGNOSTIC OF NORTH		22	4	15%	26
ABL MEDICAL CARE LLC			26	100%	26
LAKES DIALYSIS CENTER INC			26	100%	26
OHSU MOLECULAR MICROBIOLOGY LAB		25	1	4%	26
RJ LEE GROUP	1	23	2	8%	26
LIFELINK TISSUE BANK D/B/A LIFELINK TISSUE BANK		21	5	19%	26
MORTON PLANT NORTH BAY HOSPITAL			26	100%	26
BAYFRONT HMA CONVENIENT CARE, LLC		2	24	92%	26
MONCRIEF ARMY HEALTH CLINIC			26	100%	26
OAKTREE HEALTHCARE			26	100%	26
CVS MINUTE CLINIC DIAGNOSTIC OF TEXAS LLC		22	4	15%	26
ADVENT HEALTH - LAKE MARY PEDIATRICS		17	9	35%	26
MAGNOLIA PEDIATRICS		4	22	85%	26
EAST HILL MEDICAL GROUP		17	9	35%	26
INNOVATIVE RESEARCH OF WEST FLORIDA		23	3	12%	26
ARCPOINT LABS OF FORT LAUDERDALE		25	1	4%	26
DOCTORS MEDICAL CENTER OF WALTON COUNTY CLINIC			25	100%	25
VILLAGES REHABILITATION AND NURSING CENTER		24	1	4%	25
STATE LAB		3	22	88%	25
GREEN GABLES ASSISTED LIVING FACILITY		25			25
TREASURE COAST URGENT CARE			25	100%	25
MC DIAGNOSTIC OF CONNECTICUT, PC #775		24	1	4%	25
South Heritage Health and Rehab		25			25
Sovereign Laboratory Services, LLC		22	3	12%	25
ORANGE REGIONAL MEDICAL CENTER LABORATORY		20	5	20%	25

COVID-19: testing by laboratory

Data through May 26, 2021 verified as of May 27, 2021 at 09:25 AM

Data in this report are provisional and subject to change.

The numbers in the table below represent the number of Florida and non-Florida residents for whom test results were received by the Department of Health. A person can be tested by more than one laboratory and can have both positive and negative results. **Therefore, the sum of the numbers in each column will be larger than the total number of people tested.**

Reporting lab	Inconclusive	Negative	Positive	Percent positive	Total
SOUTH FLORIDA DIALYSIS CENTER		8	17	68%	25
ENCOMPASS HOME HEALTH OF THE SOUTHEAST LLC		23	2	8%	25
NONA PEDIATRIC CENTER		19	6	24%	25
ASURANCE SCIENTIFIC LABORATORIES		24	1	4%	25
MIAMI BEACH MEDICAL GROUP			25	100%	25
BLOOMIN BRANDS WELLNESS CENTER	4	20	1	4%	25
SOUTH NASSAU COMMUNITIES HOSPITAL		21	4	16%	25
ADVENT HEALTH EXPRESS		9	16	64%	25
TOTAL ACCESS URGENT CARE		1	24	96%	25
SENIOR LIVING IV SUN CITY LLC		18	7	28%	25
ST. CLOUD HOSPITAL		20	5	20%	25
DOC PAM PA		24	1	4%	25
MINUTECLINIC MINUTECLINIC #8746		24	1	4%	25
MINUTECLINIC, LLC #1586		16	9	36%	25
WESTPAC LABS		1	24	96%	25
THE WATERMARK AT VISTAWILLA		25			25
ROSS MEDICAL GROUP			25	100%	25
STEWART MEDICAL GROUP INC			25	100%	25
OLIVE BRANCH HEALTH AND REHABILITATION CENTER			25	100%	25
JUPITER MEDICAL CENTER		1	24	96%	25
FEDERAL PRISON CAMP PENSACOLA			25	100%	25
MEDLAB INC		25			25
MADWAR		19	6	24%	25
FINLAY C. LABORATORY		4	21	84%	25
UNIV OF NORTH ALABAMA HEALTH CENTER		22	3	12%	25
ATRIA AT ST JOSEPHS		24	1	4%	25
BROWNE MEDICAL		22	2	8%	24
SONATA BOYNTON BEACH		21	3	13%	24
CL BRUMBACK PRIMARY CARE CLINIC LANTANA		2	22	92%	24
HENNEPIN COUNTY MEDICAL CENTER (HCMC)		13	11	46%	24
TARPON BAYOU CENTER			24	100%	24
ROWLETT MIDDLE ACADEMY		22	2	8%	24
HEALTHY MINORS, LLC.		20	4	17%	24
CARESPOT		3	21	88%	24
PRIME CARE ONE LLC/HARBORCHASE OF VENICE			24	100%	24
ADVANCED URGENT CARE CENTER		7	17	71%	24
THE CHAPPEL GROUP RESEARCH		24			24
PACIFICA SENIOR LIVING FORT MYERS		15	9	38%	24
ORANGE PARK PEDIATRIC ASSOCIATES		10	14	58%	24
MED PLUS FLORENCE		20	4	17%	24
COURTYARDS OF ORLANDO		24			24
MID FLORIDA PATHOLOGY LLC		23	1	4%	24
GLEN COVE HOSPITAL		24			24
WELLNOW URGENT CARE		23	1	4%	24
SARASOTA MEMORIAL NURSING & REHABILITATION CTR		24			24
PHYSICIANS PRIMARY CARE OF SW FLORIDA PL		24			24

COVID-19: testing by laboratory

Data through May 26, 2021 verified as of May 27, 2021 at 09:25 AM

Data in this report are provisional and subject to change.

The numbers in the table below represent the number of Florida and non-Florida residents for whom test results were received by the Department of Health. A person can be tested by more than one laboratory and can have both positive and negative results. **Therefore, the sum of the numbers in each column will be larger than the total number of people tested.**

Reporting lab	Inconclusive	Negative	Positive	Percent positive	Total
AVENTIS BIO-SERVICES CTL		24			24
TRINITY MEDICAL ASSOCIATES LLC			24	100%	24
TIMBERLANE LODGE ALF	1	16	7	29%	24
CareATC - 15th Street Clinic			24	100%	24
ST CATHERINE OF SIENA HOSPITAL		22	2	8%	24
ERIC C MARSHAL MD, PC DBA MINUTECLINIC		23	1	4%	24
ROBINSON FAMILY CLINIC PA		14	10	42%	24
NORTHSIDE HOSPITAL DULUTH		21	3	13%	24
CSH LAKE ORIENTA LP		24			24
INTERVENTIONAL REHABILITATION OF SOUTH FLORIDA		16	8	33%	24
ALAN SERURE MD		24			24
PALM BEACH GARDENS MEDICAL CENTER			24	100%	24
UAH STUDENT HEALTH CENTER		17	7	29%	24
HERITAGE OAKS ASSISTED LIVING & MEMORY CARE		20	4	17%	24
WELLMED AT LAKE COPELAND		18	6	25%	24
MADISON COUNTY MEMORIAL HOSP		12	12	50%	24
MEDEXPRESS URGENT CARE - SEMINOLE SQUA		22	2	8%	24
WESTMINSTER WOODS ON JULINGTON CREEK		22	2	8%	24
LAKEWOOD RANCH MEDICAL CENTER CLINICAL LAB			24	100%	24
LABORATORY DYNAMICS		20	4	17%	24
EDWARD S BENNETT MD PLLC		24			24
MAITLAND PRIMARY CARE		9	15	63%	24
RAINBOW PEDIATRIC CENTER		2	22	92%	24
HEALTH MED CENTERS		24			24
ST ELIZABETH MEDICAL CENTER LABORATORY		21	3	13%	24
Wesley Place on Honeysuckle		22	2	8%	24
MINUTECLINIC, LLC #4507		22	2	8%	24
FLORENCE J HUNT STUDENT WELLNESS CENTER - HEALTH SERVICES (ABBOTT)		24			24
GLEN OAKS URGENT CARE		21	2	9%	23
INTEGRATED FAMILY MEDICAL CENTER			23	100%	23
ADVENT HEALTH - KISSIMMEE		6	17	74%	23
WALGREENS #03391		18	5	22%	23
UF HEALTH NORTH JACKSONVILLE			23	100%	23
UNIVERSITY HILLS HEALTH AND REHABILITATION CENTER		18	5	22%	23
MINUTECLINIC DIAGNOSTIC OF MICHIGAN PC		22	1	4%	23
SOMA MEDICAL CENTER, PA #4 FLORIDA MANGO		1	22	96%	23
LAKEVIEW HEALTH CARE SYSTEMS		9	14	61%	23
ESOTERIX GENETIC LABORATORIES		17	6	26%	23
FLORIDA HOSPITAL WINTER GARDEN		17	6	26%	23
MARQUES PEDIATRICS			23	100%	23
COASTAL FAMILY PRACTICE		15	8	35%	23
MORRIS PARK URGENT CARE		20	3	13%	23
THE VILLAGES HEALTH		12	11	48%	23
GENOTOX LABORATORIES		20	3	13%	23
PRIMARY CARE SPECIALISTS OF ORLANDO LLC		18	5	22%	23
CONNECTDX		8	15	65%	23

COVID-19: testing by laboratory

Data through May 26, 2021 verified as of May 27, 2021 at 09:25 AM

Data in this report are provisional and subject to change.

The numbers in the table below represent the number of Florida and non-Florida residents for whom test results were received by the Department of Health. A person can be tested by more than one laboratory and can have both positive and negative results. **Therefore, the sum of the numbers in each column will be larger than the total number of people tested.**

Reporting lab	Inconclusive	Negative	Positive	Percent positive	Total
NORTHWEST FLORIDA COMMUNITY HOSPITAL 3RD FLOOR		21	2	9%	23
CORE LABORATORY		1	22	96%	23
MINUTECLINIC DIAGNOSTICS MEDICAL GROUP		22	1	4%	23
FLORIDA HOSPITAL LABS		12	11	48%	23
NOBLE SENIOR LIVING		3	20	87%	23
ST LUKES ROOSEVELT LABORATORY		20	3	13%	23
EGL GENETIC DIAGNOSTICS		1	22	96%	23
CITY OF LAKE MARY EMPLOYEE HEALTH CENTER		18	5	22%	23
COMMONWEALTH OF MASSACHUSETTS			23	100%	23
ORLANDO FAMILY PHYSICIANS INC		15	8	35%	23
PULSE MEDICAL GROUP INC			23	100%	23
NEW YORK PRESBYTERIAN - ALLEN HOSPITAL		23			23
NEW JERSEY		22	1	4%	23
FLUSHING HOSPITAL MEDICAL CENTER		19	4	17%	23
ISLAND COAST PEDIATRICS PA		22	1	4%	23
GUARDANT HEALTH		17	6	26%	23
WUESTHOFF MEDICAL CENTER-MELBOURNE			23	100%	23
OMEGA LABORATORIES		19	4	17%	23
URGENT CARE & FAMILY PRACTICE CENTER		4	19	83%	23
MC DIAGNOSTIC OF CONNECTICUT PC #459		23			23
WOODHOUSE INC		17	6	26%	23
MINUTE CLINIC DIAGNOSTIC OF TN PC #64		20	3	13%	23
BAYCARE MEDICAL GROUP INC			23	100%	23
MEDEXPRESS URGENT CARE - TIMBERLAKE		20	3	13%	23
BARTON FAMILY PRACTICE		12	11	48%	23
MINUTECLINIC DIAGNOSTIC OF RHODE ISLAND, LLC #590		22	1	4%	23
REGENEXX TAMPA BAY		20	3	13%	23
CVS NC4165POCT BREVARD		15	8	35%	23
VALLEY IMMEDIATE CARE		20	3	13%	23
STATEN ISLAND UNIVERSITY HOSPITAL		22	1	4%	23
VALHALLA MEDICS		23			23
BAYFRONT FAMILY HEALTH CENTER		3	20	87%	23
MINUTECLINIC DIAGNOSTIC PA		19	3	14%	22
MOBILE DIVISION LABORATORY		7	15	68%	22
BIOREFERENCE LABORATORIES		8	14	64%	22
BASSETTI & ASSOCIATES, MD, PA			22	100%	22
ELAN SPANISH SPRINGS		4	18	82%	22
KELLY'S ASSISTED LIVING FACILITY		22			22
JOHNS HOPKINS MEDICAL LABORATORIES		1	21	95%	22
OHIO CVS STORES, LLC DBA		19	3	14%	22
FAMILY AND AFTER HOURS CARE		22			22
CVS MINUTE CLINIC DIAGNOSTIC OF TEXAS, LLC		18	4	18%	22
MINUTECLINIC DIAGNOSTIC OF TEXAS LLC		20	2	9%	22
MARATHON HEALTH FOR LIFE		19	3	14%	22
PEDIATRIC ASSOCIATES PA		17	5	23%	22
SEAGRASS VILLAGE			22	100%	22

COVID-19: testing by laboratory

Data through May 26, 2021 verified as of May 27, 2021 at 09:25 AM

Data in this report are provisional and subject to change.

The numbers in the table below represent the number of Florida and non-Florida residents for whom test results were received by the Department of Health. A person can be tested by more than one laboratory and can have both positive and negative results. **Therefore, the sum of the numbers in each column will be larger than the total number of people tested.**

Reporting lab	Inconclusive	Negative	Positive	Percent positive	Total
MEDI STATION			22	100%	22
TEN HEALTHCARE		6	16	73%	22
CARESPOT EXPRESS HEALTHCARE			22	100%	22
GOOD SAMARITAN MEDICAL CENTER			22	100%	22
BROOKDALE WEST BOYNTON BEACH		22			22
NAVAL MEDICAL CENTER SAN DIEGO	1		21	95%	22
MORNINGSIDE MANOR & VILLA ADULT CARE C		22			22
YUSRA MEDICAL ASSOCIATES PA		16	6	27%	22
PALATKA VA CBOC		21	1	5%	22
ACM MEDICAL LABORATORY ALLIANCE		19	3	14%	22
EXPRESS CARE OF TAMPA BAY		13	9	41%	22
COLUMBIA MEMORIAL HOSPITAL		22			22
Floral Health and Rehabilitation, LLC		21	1	5%	22
MINUTE CLINIC DIAGNOSTIC OF SOUTH CAROLINA		18	4	18%	22
EBEIDS MD PEDIATRICS		19	3	14%	22
SOUTH CAROLINA DEPARTMENT OF HEALTH			22	100%	22
ROCKLEDEGE REGIONAL MEDICAL CENTER		17	5	23%	22
DIACARTA INC.		22			22
HELIX DIAGNOSTICS			22	100%	22
SOLE HEALTH LLC		22			22
FIRST CHOICE PEDIATRICS WINTER SPRINGS		16	6	27%	22
TEXAS DEPARTMENT OF STATE HEALTH SERVICES		3	19	86%	22
LEE MEMORIAL HEALTH SYSTEM D/B/A		20	2	9%	22
HARTFORD HOSPITAL ANCILLARY LAB		17	5	23%	22
GENTIVA HEALTH SERVICES		20	2	9%	22
THRIFT DRUGS INC		20	2	9%	22
ST VINCENT'S URGENT CARE		19	3	14%	22
OCEANSIDE URGENT CARE		22			22
MC DIAGNOSTIC OF CONNECTICUT , PC # 3		20	2	9%	22
FLORIDA PEDIATRICS		6	16	73%	22
UC HEALTH UNIVERSITY HOSPITAL		18	3	14%	21
MC DIAGNOSTIC OF CONNECTICUT, PC #1960		21			21
HARLEM HOSPITAL CENTER		20	1	5%	21
ST JUDE CHILDRENS RESEARCH HOSPITAL		21			21
TINA'S ASSISTED LIVING FACILITY CORP		21			21
WACO HHSSURGEWACO	1	17	3	14%	21
KIDSWOOD PEDIATRICS CORP		6	15	71%	21
PRIMECARE OF DOTHAN-DALEVILLE CLINIC		16	5	24%	21
GOOD SAMARITAN SOCIETY OF DAYTONA		16	5	24%	21
CLEVELAND CLINIC FLORIDA		1	20	95%	21
THE CANOPY AT HARPER LAKE	1	1	19	90%	21
ROCKLEDGE FAMILY HEALTH			21	100%	21
RHODE ISLAND DEPARTMENT OF HEALTH			21	100%	21
BAY PEDIATRICS PA		18	3	14%	21
JEFFERSON K-12, A SOMERSET SCHOOL- CLINIC		17	4	19%	21
LPG PRIMARY CARE AT LABELLE		19	2	10%	21

COVID-19: testing by laboratory

Data through May 26, 2021 verified as of May 27, 2021 at 09:25 AM

Data in this report are provisional and subject to change.

The numbers in the table below represent the number of Florida and non-Florida residents for whom test results were received by the Department of Health. A person can be tested by more than one laboratory and can have both positive and negative results. **Therefore, the sum of the numbers in each column will be larger than the total number of people tested.**

Reporting lab	Inconclusive	Negative	Positive	Percent positive	Total
SHELBY BAPTIST MEDICAL CENTER		16	5	24%	21
CARESPOT OF NOCATEE		1	20	95%	21
SELECT PHYSICIANS ALLIANCE		21			21
WELLSTAR NORTH FULTON HOSPITAL LABORAT		19	2	10%	21
CVS PHARMACY		1	20	95%	21
POINT OF CARE CLINICS PRIMARY CARE		20	1	5%	21
Citymd Of Lacey		18	3	14%	21
CLINICAL PATHOLOGY LABORATORIES SOUTHEAST			21	100%	21
CVS HEALTH, #3396		19	2	10%	21
INTERNATIONAL MEDICAL LABORATORY INC		21			21
ADVENTHEALTH MEDICAL GROUP	1	14	6	29%	21
MINUTECLINIC DIAGNOSTIC OF TN PC #566		17	4	19%	21
TENNESSEE DEPARTMENT OF HEALTH		15	6	29%	21
ARDEN COURTS OF WINTER SPRINGS		18	3	14%	21
REGENCY SQUARE MALL - SEARS		4	17	81%	21
WINTER PARK FAMILY PRACTICE LLC		17	4	19%	21
URGENT TEAM		17	4	19%	21
ESTATES MEDICAL CENTER		12	9	43%	21
MAIMONIDES MEDICAL CENTER		18	3	14%	21
URGENT CARE OF NEW YORK		20	1	5%	21
MINUTECLINIC LLC #5176		18	3	14%	21
CARENOW URGENT CARE-BRENTWOOD		15	6	29%	21
PICHARDO CLINIC, THE		19	2	10%	21
KIMBERLY J HENDERSON MD PC		20	1	5%	21
GRACE WELLNESS CENTER		8	13	62%	21
UPMC CHAUTAUQUA AT WCA LABORATORY		20	1	5%	21
MD PLUS URGENT CARE, LLC			20	100%	20
LAKE WORTH MANOR		19	1	5%	20
COMMUNITY HOME HEALTH CARE		20			20
COLLEGE POINT URGENT CARE		17	3	15%	20
ODYSSEY HEALTHCARE OF MARION COUNTY, LLC		19	1	5%	20
ADVENTIST HEALTH SYSTEM		16	4	20%	20
MINUTECLINIC, LLC, DBA MINUTECLINIC #6		17	3	15%	20
ANYTIME LAB, LLC		18	2	10%	20
SHIELDT3 LLC		20			20
DEPT OF VA MEDICAL CENTER - BAY PINES			20	100%	20
NORTH COUNTRY FAMILY HEALTH CENTER INC		20			20
CARENOW URGENT CARE-WEST END		14	6	30%	20
CLINIC OF PEDIATRICS & GI MEDICINE INC		1	19	95%	20
BRIDGEWAY HEALTH CLINICS INC		1	19	95%	20
VIGILANT HEALTHCARE		18	2	10%	20
Atlanta VAMC		15	5	25%	20
MINUTE CLINIC		2	18	90%	20
FORT WALTON BEACH DEVELOPMENTAL CENTER		19	1	5%	20
DAVID LAWRENCE CENTER INC		16	4	20%	20
CVS NC2357POCT HUNTERSVILLE		18	2	10%	20

COVID-19: testing by laboratory

Data through May 26, 2021 verified as of May 27, 2021 at 09:25 AM

Data in this report are provisional and subject to change.

The numbers in the table below represent the number of Florida and non-Florida residents for whom test results were received by the Department of Health. A person can be tested by more than one laboratory and can have both positive and negative results. **Therefore, the sum of the numbers in each column will be larger than the total number of people tested.**

Reporting lab	Inconclusive	Negative	Positive	Percent positive	Total
CALLAWAY CLINIC		14	6	30%	20
MASSACHUSETTS GENERAL HOSPITAL		2	18	90%	20
PRIMARY CARE MEDICINE	1	13	6	30%	20
CVS TX7162POCT HOUSTON		19	1	5%	20
CVS MINUTE CLINIC, LLC #22		19	1	5%	20
KAILOS GENETICS INC		17	3	15%	20
MCWHORTER SCHOOL OF PHARMACY		20			20
FAMILY CARE CYPRESS CREEK		1	19	95%	20
WINSHIPS PHARMACY INC		20			20
BEST MEDICAL CENTER		11	9	45%	20
PROFESSIONAL PARK PEDIATRICS PA			20	100%	20
MEDICAL EXPRESS CORP		18	2	10%	20
COMPREHENSIVE CHILDCARE ASSOCIATES		12	8	40%	20
CVS MINUTE CLINIC DIAG OF IND, LLC #6549		18	2	10%	20
AUBURN COMMUNITY HOSPITAL		18	2	10%	20
AVALON FAMILY RESORT ASSISTED LIVING LLC		20			20
VIERA FAMILY MEDICINE AND WELLNESS		16	4	20%	20
MINUTECLINIC LLC # 3401		20			20
SONORA QUEST LABORATORIES			20	100%	20
BROOKDALE MANDARIN CENTRAL		7	13	65%	20
PONCE PLAZA NURSING & REHAB CENTER		4	16	80%	20
MINUTECLINIC DIAGNOSTIC OF TN PC #643		16	4	20%	20
ROBERT WOOD JOHNSON UNIVERSITY HOSP		18	2	10%	20
REDITUS LABORATORIES			20	100%	20
CONSOLIDATED LAB SERVICES		10	10	50%	20
CVS GA2108POCT NORCROSS		17	3	15%	20
PRATTVILLE BAPTIST HOSPITAL		16	4	20%	20
ROYAL PALM MEDICAL GROUP, INC		19			19
STONE WASH CLINICAL LABORATORIES		2	17	89%	19
JACKSON NORTH MEDICAL CENTER		2	17	89%	19
CORNER OAK ESTATE LLC		19			19
MINUTE CLINIC LLC #2775		18	1	5%	19
LOVING CARE OF THE TREASURE COAST LLC	1	13	5	26%	19
CVS MINUTE CLINIC DIAGNOSTIC OF WISCONSIN		19			19
JACKSON LABORATORY FOR GENOMIC MEDICIN		19			19
ASHRAF MEDICAL GROUP PLLC DBA PULSE M		18	1	5%	19
ADVENTIST HEALTH SYSTEM FLORIDA DEPT OF HEALTH		13	6	32%	19
ELTINGVILLE CIRCLE URGENT CARE		18	1	5%	19
ST. JUDES LABORATORIES		13	6	32%	19
ABC PEDIATRICS OF PORT ST LUCIE		17	2	11%	19
SANTA ROSA COUNTY JAIL - WELLPATH			19	100%	19
BEECHTREE MOLECULAR LAB LLC		11	8	42%	19
ALL PEDIATRIC CARE			19	100%	19
CVS MINUTE CLINIC, LLC		15	4	21%	19
CVS MINUTE CLINIC DIAGNOSTIC MED GRP OF CA		19			19
SARASOTA MEDICAL CENTER		8	11	58%	19

COVID-19: testing by laboratory

Data through May 26, 2021 verified as of May 27, 2021 at 09:25 AM

Data in this report are provisional and subject to change.

The numbers in the table below represent the number of Florida and non-Florida residents for whom test results were received by the Department of Health. A person can be tested by more than one laboratory and can have both positive and negative results. **Therefore, the sum of the numbers in each column will be larger than the total number of people tested.**

Reporting lab	Inconclusive	Negative	Positive	Percent positive	Total
UM MILLER SCHOOL OF MEDICINE			19	100%	19
OCEAN REEF MEDICAL CENTER, LLC			19	100%	19
MINUTE-CLINIC DIAGNOSTIC OF VIRGINIA, LLC #2003		16	3	16%	19
UNIVERSITY OF MIAMI MILLER SCHOOL			19	100%	19
MICHELLE S PAGE MD PA		18	1	5%	19
WALGREENS #04176		14	5	26%	19
CARE POINT HEALTH & WELLNESS CENTER		19			19
ST JOSEPH HOSPITAL		18	1	5%	19
BAPTIST PRIMARY CARE PONTE VEDRA		13	6	32%	19
107TH PLACE GROUP HOME		19			19
FRUITVILLE URGENT CARE			19	100%	19
CLERMONT ADVENTHEALTH CENTRA CARE		1	18	95%	19
FORT HAMILTON URGENT CARE		19			19
INTEGRATED REGIONAL LABORATORIES - LARGO			19	100%	19
STAT MEDICAL CLINIC III INC		13	6	32%	19
NANO HEALTH ASSOCIATES LLC		19			19
LAKEVIEW HEALTH SYSTEMS			19	100%	19
ANYLABTESTNOW		6	13	68%	19
SEVEN RIVERS REGIONAL MEDICAL CENTER		5	14	74%	19
FOX FAMILY PRACTICE		19			19
MED HEALTH SERVICES		18	1	5%	19
BAYVIEW MEDICAL		19			19
BAY COUNTY HEALTH DEPARTMENT		14	5	26%	19
YORKVILLE PEDIATRIC URGENT CARE		19			19
CAREHERE- LCS LEESBURG			19	100%	19
MINUTE CLINIC LLC #5706		17	2	11%	19
BENNETT PEDIATRICS		19			19
MEDEXPRESS URGENT CARE, MOON TOWNSHIP		18	1	5%	19
AURORA UNIVERSITY WELLNESS CENTER		19			19
EMERALD COAST HOSPICE - CRESTVIEW		19			19
SAVANNAH STATE UNIVERSITY, COUNSELING		19			19
MC DIAGNOSTIC OF CONNECTICUT, PC #1966		19			19
LAB INTERMARKET FACILITY LAB		1	18	95%	19
MINUTECLINIC DIAGNOSTIC OF OKLAHOMA		16	3	16%	19
THE CLINIC PREMISE HEALTH		13	6	32%	19
NO NAME		8	11	58%	19
NORTHERN WESTCHESTER HOSPITAL LABORATORY		17	2	11%	19
BAPTIST MEMORIAL HEALTH CARE		17	2	11%	19
FLORIDA COMMUNITY HEALTH CENTER OF ST. LUCIE		1	18	95%	19
MEDEXPRESS URGENT CARE- MARYLAND		15	3	17%	18
GNT ASSOCIATES		17	1	6%	18
MOORINGS PARK OAKSTONE AT GREY OAKS		17	1	6%	18
Crestwood Nursing Center		8	10	56%	18
MEDEXPRESS URGENT CARE LEWISBURG		17	1	6%	18
BERGEN NEW BRIDGE M		16	2	11%	18
CLEVELAND CLINIC			18	100%	18

COVID-19: testing by laboratory

Data through May 26, 2021 verified as of May 27, 2021 at 09:25 AM

Data in this report are provisional and subject to change.

The numbers in the table below represent the number of Florida and non-Florida residents for whom test results were received by the Department of Health. A person can be tested by more than one laboratory and can have both positive and negative results. **Therefore, the sum of the numbers in each column will be larger than the total number of people tested.**

Reporting lab	Inconclusive	Negative	Positive	Percent positive	Total
MI CASA DORADA ASSISTED LIVING FACILIT		18			18
BRONSON FIRE DEPARTMENT		18			18
CABOT RESERVE ON THE GREEN		18			18
WALGREENS #06416		17	1	6%	18
GENERAL INTERNAL MEDICINE MEDICAL CTR CLINIC		13	5	28%	18
TENDER CARE ALF		18			18
TPCA CLINICAL LABORATORIES		15	3	17%	18
MARION COUNTY HEALTH DEPARTMENT		17	1	6%	18
CRANES VIEW LODGE			18	100%	18
ESTATES MEDICAL CENTER INC		4	14	78%	18
MINUTECLINIC DIAGNOSTICS OF IND, LLC		18			18
St Joseph's Hospital & Medical Center		15	3	17%	18
WALGREEN EASTERN CO, INC		18			18
MIRIMUS INC		1	17	94%	18
MINUTE CLINIC DIAGNOSTIC MED GRP		17	1	6%	18
HUDSON VALLEY HOSPITAL CENTER LABORATORY		17	1	6%	18
IONA COLLEGE HEALTH & WELLNESS CENTER		18			18
BROWARD MEDICAL AND URGENT CARE		18			18
TIFT REGIONAL HEALTH SYSTEM, INC		18			18
MADISON CORE LABORATORIES		17	1	6%	18
MONTEFIORE ST LUKE'S CORNWALL HOSPITAL		14	4	22%	18
MINUTECLINIC DIAGNOSTIC OF ILLINOIS LL		16	2	11%	18
MINUTE CLINIC LLC #5733		18			18
MINUTECLINIC #8699		14	4	22%	18
DR PHILLIPS MEDICAL WELLNESS CENTER		13	5	28%	18
INTERMOUNTAIN CENTRAL LAB		1	17	94%	18
OSCEOLA ALF OPERATOR, LLC DBA□		18			18
PPD - IXLAYER		17	1	6%	18
ADVENT HEALTH - WINTER HAVEN		8	10	56%	18
HUNTINGTON URGENT CARE		17	1	6%	18
BROOKDALE ST AUGUSTINE		1	17	94%	18
GS LABS		17	1	6%	18
CARENOW URGENT CARE-DONELSON		13	5	28%	18
MEDEXPRESS URGENT CARE - ROBINSON TWP, STEUBENVILLE PIKE		16	2	11%	18
MINUTECLINIC DIAGNOSTIC OF TN PC #6415		14	4	22%	18
CVS MINUTE CLINIC DIAGNOSTIC OF VIRGINIA		18			18
MINUTECLINIC LLC (1435)		17	1	6%	18
MINUTECLINIC DIAGNOSTIC OF VIRGINIA, LLC #1416		17	1	6%	18
MED + URGENT MEDICAL CARE SERVICES		17	1	6%	18
CVS MINUTE CLINIC DIAGNOSTIC PA		13	5	28%	18
ASCENSION ST VINCENT'S PRIMARY CARE		1	17	94%	18
URGENT CARE AT LONGWOOD			18	100%	18
XPRESS WELLNESS URGENT CARE			18	100%	18
AURORA DIAGNOSTICS		6	12	67%	18
PRIMARY CARE WALK IN CLINIC PLLC			18	100%	18
WALGREENS #07936		17	1	6%	18

COVID-19: testing by laboratory

Data through May 26, 2021 verified as of May 27, 2021 at 09:25 AM

Data in this report are provisional and subject to change.

The numbers in the table below represent the number of Florida and non-Florida residents for whom test results were received by the Department of Health. A person can be tested by more than one laboratory and can have both positive and negative results. **Therefore, the sum of the numbers in each column will be larger than the total number of people tested.**

Reporting lab	Inconclusive	Negative	Positive	Percent positive	Total
ADVENT HEALTH - ZEPHYRHILLS			18	100%	18
Terrace of Jacksonville		3	15	83%	18
LEHIGH VALLEY HOSPITAL		3	14	82%	17
ADVANCED CARDIOVASCULAR DIAGNOSTICS		17			17
MINUTECLINIC DIAGNOSTIC OF NEW MEXICO		17			17
COLETTA DRIVE GROUP HOME		17			17
LILY'S PROMISE AL#12775		17			17
INN AT LAKE SEMINOLE SQUARE, THE		17			17
FLORIDA KEYS CONCIERGE MEDICINE, LLC		15	2	12%	17
COMMUNITY HEALTH OF SOUTH FLORIDA INC			17	100%	17
BLOOMINGDALE PEDIATRIC ASSOCIATES PA			17	100%	17
LYNN KEEFE, MD PEDIATRICS		14	3	18%	17
GENETIC TECHNOLOGICAL INNOVATIONS			17	100%	17
UNIVERSITY OF MIAMI MILLER SCHOOL OF MEDICINE			17	100%	17
MARCO DRUGS AND COMPOUNDING		13	4	24%	17
SOMA MEDICAL CENTER PA			17	100%	17
WALGREENS #04217		16	1	6%	17
GOLDMAN SACHS HEALTH CENTER	1	15	1	6%	17
RIVERSIDE MEDICAL GROUP		16	1	6%	17
STARLING AT NOCATEE			17	100%	17
CVS NY491POCT JACKSON HEIGHTS		17			17
WELLINGTON FAMILY PRACTICE		13	4	24%	17
MONTEFIORE NYACK HOSPITAL AFFILIATED LABORATORY		15	2	12%	17
TRANSPLANT GENOMICS INC (EUROFINS)		17			17
HEALTHCARE NOW			17	100%	17
MEDEXPRESS URGENT CARE - LAFAYETTE		16	1	6%	17
UNIVERSITY HOSPITAL UC HEALTH		11	6	35%	17
NEMOURS CHILDREN'S URGENT			17	100%	17
MC DIAGNOSTIC OF CONNECTICUT, PC # 257		16	1	6%	17
GENDERXPRESS/PICTURE ME PERFECT IMAGING		14	3	18%	17
URGENT CARE WEST CLINIC		14	3	18%	17
GULF COAST VILLAGE HOME HEALTH INC		6	11	65%	17
INHEALTH LIFE SCIENCES		6	11	65%	17
BRYAN WHITFIELD MEMORIAL HOSPITAL		12	5	29%	17
COAST MED URGENT CARE		16	1	6%	17
HAPPY KIDZ PEDIATRICS PL		13	4	24%	17
DIEGO FALLON MD PA		6	11	65%	17
CARE NOW, INC		13	4	24%	17
ATMORE NURSING CENTER		16	1	6%	17
UNIVERSITY LAB			17	100%	17
CVS TX7288POCT DALLAS		13	4	24%	17
MINUTECLINIC DIAGNOSTIC OF VIRGINIA		17			17
MONTEFIORE MEDICAL CENTER LABORATORIES - WEILER		13	4	24%	17
UNIVERSITY OF ALABAMA - FUNGAL REFERENCE LABORATORY		12	5	29%	17
INFEXIONSHIELD INC.		17			17
BLOUNT MEMORIAL HOSPITAL		14	3	18%	17

COVID-19: testing by laboratory

Data through May 26, 2021 verified as of May 27, 2021 at 09:25 AM

Data in this report are provisional and subject to change.

The numbers in the table below represent the number of Florida and non-Florida residents for whom test results were received by the Department of Health. A person can be tested by more than one laboratory and can have both positive and negative results. **Therefore, the sum of the numbers in each column will be larger than the total number of people tested.**

Reporting lab	Inconclusive	Negative	Positive	Percent positive	Total
CVS CA9715POCT THOUSAND OAKS		17			17
EAR NOSE & THROAT ASSOCIATES OF MANATEE PA		17			17
ALBIBI		1	16	94%	17
UVMCM MICROBIOLOGY		16	1	6%	17
NORTHWESTERN MEMORIAL HOSPITAL			17	100%	17
RESOLVE MOLECULAR DIAGNOSTICS		13	4	24%	17
BROOKDALE CROWN POINT			17	100%	17
PARRISH HEALTH CENTER		14	3	18%	17
CVS TN2179POCT MURFREESBORO		16	1	6%	17
MINUTECLINIC DIAG OF IND, LLC #6697		15	2	12%	17
TOXUSALABS DBA CONNECTDX LABS		14	3	18%	17
BAY BREEZE HEALTH AND REHABILITATION CENTER		9	8	47%	17
PUTNAM COUNTY PUBLIC HEALTH UNIT		14	3	18%	17
BRIDGE DIAGNOSTICS			16	100%	16
PRO HEALTH FAMILY PHYSICIANS, NYSTROM		16			16
CULINARY INSTITUTE OF AMERICA STUDENT	3	13			16
MINUTE CLINIC LLC #1909		15	1	6%	16
WISE'S DRUG STORE INC.,		14	2	13%	16
PARROTT MEDICAL CLINIC			16	100%	16
BVL PEDIATRICS		14	2	13%	16
TITUSVILLE TOWERS ASSISTED LIVING		16			16
NOVANT HEALTH GOHEALTH URGENT CARE-HARRISBURG		8	8	50%	16
SRMC AVALON		9	7	44%	16
NORTHWEST FLORIDA ENT, PA		5	11	69%	16
KETAMINE HEALTH CENTERS AT BONITA SPRINGS, LLC		16			16
MILLENNIUM PHYSICIAN GRP LLC NAPLES PINE RIDGE			16	100%	16
CRUCIAL CARE		10	6	38%	16
MIAMI BEACH MEDICAL GROUP LLC			16	100%	16
JOSEPH MIGNOGNA		13	3	19%	16
NORTHWEST FLORIDA SLEEP		1	15	94%	16
NOVALIFE MEDSPA			16	100%	16
STATEN ISLAND UNIVERSITY HOSPITAL SEGUINE AVE		13	3	19%	16
PROMUS DIAGNOSTICS, LLC			16	100%	16
SURGERY CENTER OF CORAL GABLES LLC,THE		12	4	25%	16
FLORIDA MEDICAL ASSOCIATES LLC		9	7	44%	16
MODMD LABORATORY		16			16
MINUTECLINIC DIAGNOSTIC OF MAINE, LLC		14	2	13%	16
HODGES CLUSTER		2	14	88%	16
CVS PA6902POCT BRYN MAWR		14	2	13%	16
XERA MED RESEARCH			16	100%	16
JS HEALTHCARE INC		16			16
ALAN L MELOTEK MD		16			16
MINUTECLINIC DIAGNOSTIC OF RHODE ISLAND		13	3	19%	16
ST AUGUSTINE PLANTATION		1	15	94%	16
INTERNAL MEDICINE ASSOCIATES & SPECIALTIES INC		15	1	6%	16
MEDICINE AT LONGWOOD		16			16

COVID-19: testing by laboratory

Data through May 26, 2021 verified as of May 27, 2021 at 09:25 AM

Data in this report are provisional and subject to change.

The numbers in the table below represent the number of Florida and non-Florida residents for whom test results were received by the Department of Health. A person can be tested by more than one laboratory and can have both positive and negative results. **Therefore, the sum of the numbers in each column will be larger than the total number of people tested.**

Reporting lab	Inconclusive	Negative	Positive	Percent positive	Total
WESTERN NEW YORK IMMEDIATE MEDICAL CAR		14	2	13%	16
DAVITA DIALYSIS		4	12	75%	16
OKEECHOBEE HEALTHCARE FACILITY			16	100%	16
URGENT CARE CLINIC OF LINCOLN		14	2	13%	16
PROHEALTH CARE ASSOCIATES MOBILE		13	3	19%	16
RICH STREET GROUP HOME		9	7	44%	16
BONIFAY NURSING AND REHABILITATION CENTER			16	100%	16
UNAVAILABLE/UNKNOWN/NO INFORMATION FOUND			16	100%	16
BELLEVUE HOSPITAL CENTER DEPARTMENT		16			16
MADISON COUNTY HEALTH DEPARTMENT		8	8	50%	16
MINUTE CLINIC LLC #6765		16			16
Lab MSMC Hialeah			16	100%	16
TMH FSU RAPID LABORATORY		2	14	88%	16
MINUTE CLINIC OF KANSAS PA		9	7	44%	16
PANAMA CITY VITAS HOSPICE		16			16
PRESBYTERIAN MEDICAL SERVICES		16			16
CENTRAL JERSEY URGENT CARE OF EATONTOW		15	1	6%	16
INDIANA STATE DEPARTMENT OF HEALTH		1	15	94%	16
SUFFRIDGE DRIVE GROUP HOME		16			16
CHELSEA NYC LAB		16			16
PROMEDICA LABORATORIES		11	5	31%	16
ST JOSEPH WOMENS HOSPITAL			16	100%	16
Heartland Healthcare Center Boca Raton		2	14	88%	16
MINNEOLA PLACE A HOMEBRIDGE COMMUNITY		16			16
MINUTECLINIC, LLC #4682		11	5	31%	16
FAST TRACK URGENT CARE CENTER - TYRONE			16	100%	16
ALL FLORIDA FAMILY & SPORTS MEDICINE		15	1	6%	16
VERO DIAGNOSTICS		15	1	6%	16
MORTON PLANT MEASE			16	100%	16
MEDEXPRESS URGENT CARE - BENTON HARBOR		14	1	7%	15
SUNCOAST COMMUNITY HEALTH CENTERS INC		4	11	73%	15
PHELPS HOSPITAL LABORATORY		13	2	13%	15
CVS NC187POCT CHARLOTTE		14	1	7%	15
FLORIDA DEPARTMENT OF HEALTH IN HILLSBOROUGH COUNTY		1	14	93%	15
MINUTECLINIC, DIAGNOSTIC OF TEXAS, LL		14	1	7%	15
BROOKLYN HOSPITAL CENTER DOWNTOWN CAMPUS		15			15
FAMILY CARE			15	100%	15
SARASOTA - ROBERT L TAYLOR COMMUNITY CENTER		1	14	93%	15
EASTLAKE PEDIATRICS - TRINITY		15			15
BETH ISRAEL MEDICAL CENTER LABS		14	1	7%	15
CUSTEAD CARE CENTER HAVEN HOSPICE		12	3	20%	15
GADSDEN REGIONAL MEDICAL CENTER		15			15
SKIN WELLNESS PHYSICIANS LLC		15			15
CARDIOTHORACIC SURGERY OF HYDE PARK			15	100%	15
RUSSELL MEDICAL CENTER		13	2	13%	15
MINUTECLINIC, LLC #1492		15			15

COVID-19: testing by laboratory

Data through May 26, 2021 verified as of May 27, 2021 at 09:25 AM

Data in this report are provisional and subject to change.

The numbers in the table below represent the number of Florida and non-Florida residents for whom test results were received by the Department of Health. A person can be tested by more than one laboratory and can have both positive and negative results. **Therefore, the sum of the numbers in each column will be larger than the total number of people tested.**

Reporting lab	Inconclusive	Negative	Positive	Percent positive	Total
HELGEMO & LIOU PEDIATRICS		11	4	27%	15
MINUTECLINIC MINUTECLINIC #8505		13	2	13%	15
MEDEXPRESS URGENT CARE - PANTOPS		13	2	13%	15
DELIVER MY MEDS CORP		15			15
SINAI HOSPITAL OF BALTIMORE		15			15
MEDEXPRESS URGENT CARE - CHRISTIANBURG		11	4	27%	15
MILTON 4707		15			15
Hackensack Umc Mountainside		14	1	7%	15
MINUTECLINIC DIAGNOSTIC OF TN, PC 6438		13	2	13%	15
MELBOURNE FAMILY PRACTICE		13	2	13%	15
WELLMED AT SOUTH PARSONS		11	4	27%	15
FAMILY CARE CENTER OF ARLINGTON		10	5	33%	15
WELLMED AT PORT ST LUCIE WEST		10	5	33%	15
HEALTH MED HOME CARE, LLC		15			15
MINUTE CLINIC DIAGNOSTIC OF VIRGINIA, LLC #1905		15			15
AJU GEORGE MD PA			15	100%	15
EMBRY-RIDDLE AERONAUTICAL UNIVERSITY HEALTH		7	8	53%	15
PREMIER LABORATORY SERVICES, LLC		5	10	67%	15
MC DIAGNOSTIC OF CONNECTICUT, PC #114		15			15
HAVEN HOSPICE IN CHIEFLAND		9	6	40%	15
HORIZON MEDICAL GROUP		13	2	13%	15
HOLLEY-NAVARRE MEDICAL CLINIC		5	10	67%	15
MEADOWCREST MOLECULAR DIAGNOSTICS, LLC			15	100%	15
DESOTO HEALTH AND REHAB LLC		10	5	33%	15
CVS TX8321POCT MCKINNEY		15			15
NIGHT OWL PEDIATRICS URGENT CARE			15	100%	15
BAPTIST MEDICAL CENTER EAST		11	4	27%	15
MIRACLE ALF INC		15			15
ADVENTHEALTH MEDICAL GROUP INTERNAL MEDICINE		12	3	20%	15
TELEVISIT MALABAR PEDIATRICS		5	10	67%	15
PIEDMONT ATHENS REGIONAL MEDICAL		13	2	13%	15
MEDEXPRESS URGENT CARE-ALTOONA		13	2	13%	15
NEW YORK PRESBYTERIAN - LOWER MANHATTAN		15			15
CVS GA2147POCT KENNESAW		11	4	27%	15
MINUTECLINIC DIAGNOSTIC OF GEORGIA, LL		12	3	20%	15
BESSENT ROAD GROUP HOME		15			15
LIFE'S SPECIAL MOMENTS INC		15			15
SOMA MEDICAL CENTER, P.A.			15	100%	15
RDX BIOSCIENCE INC		12	3	20%	15
MINUTECLINIC DIAGNOSTIC OF NEW JERSEY, LLC # 7069		15			15
ORLANDO HEALTH		2	13	87%	15
RICHMOND UNIVERSITY MEDICAL CENTER		12	3	20%	15
CLEVELAND TENNESSEE HOSPITAL COMPANY		13	2	13%	15
DIATHERIX		13	2	13%	15
WALK IN URGENT CARE			15	100%	15
LONG ISLAND JEWISH VALLEY STREAM		14	1	7%	15

COVID-19: testing by laboratory

Data through May 26, 2021 verified as of May 27, 2021 at 09:25 AM

Data in this report are provisional and subject to change.

The numbers in the table below represent the number of Florida and non-Florida residents for whom test results were received by the Department of Health. A person can be tested by more than one laboratory and can have both positive and negative results. **Therefore, the sum of the numbers in each column will be larger than the total number of people tested.**

Reporting lab	Inconclusive	Negative	Positive	Percent positive	Total
UNIVERSITY HOSPITALS OF CLEVELAND		9	6	40%	15
METHODIST MEDICAL CENTER		12	3	20%	15
MINUTE CLINIC LLC #10203		12	3	20%	15
LEE COMMUNITY HEALTHCARE INC DUNBAR		13	2	13%	15
MINUTECLINIC DIAGNOSTIC OF NORTH CAROLINA, PC		14	1	7%	15
EMORY JOHNS CREEK HOSPITAL		15			15
OAKMONTE VILLAGE OF DAVIE			15	100%	15
DOCTORS HOSPITAL LAB MEDICAL OFFICE BUILDING			15	100%	15
OPIS ISLAND LAKE CENTER		13	2	13%	15
NORTHSIDE HOSPITAL FORSYTH		13	2	13%	15
LAKE CO SCHOOLS EMPLOYEE HEALTH & WELLNESS CENTER	1	11	3	20%	15
CVS MINUTE CLINIC DIAGNOSTIC		14	1	7%	15
CENTRAL JERSEY URGENT CARE		14	1	7%	15
MINUTECLINIC, LLC, DBA MINUTECLINIC #2		13	2	13%	15
MEDLABS DIAGNOSTICS		11	4	27%	15
MEDI-DRUG INC		13	2	13%	15
The Evangelical Lutheran Good Samaritan Society		15			15
PATHLINE			15	100%	15
ALL 4 KIDZ PEDIATRICS		11	4	27%	15
Astoria Health and Rehab		15			15
HIRAM COLLEGE HEALTH CENTER (ABBOTT)		13	2	13%	15
IGENEX INC		15			15
OPTIONS FOR SENIORS INC DBA PALM KREST MANOR		12	3	20%	15
MEDLAB ASSOCIATES LLC		15			15
CVS HEALTH, #2043		15			15
MEDEXPRESS URGENT CARE-LATROBE		13	1	7%	14
ADVICE FOR OPTIMAL WELLNESS		11	3	21%	14
MY WELLNESS EXPRESS			14	100%	14
TLC FAMILY CARE HOME INC		14			14
CVS CA9113POCT CHULA VISTA		14			14
CAN COMMUNITY HEALTH, INC		12	2	14%	14
RIVERSIDE COTTAGES AT THE SHORES, LLC			14	100%	14
MINUTECLINIC DIAGNOSTIC OF TN PC #386		12	2	14%	14
ARNOT OGDEN MEDICAL CENTER LABORATORY		14			14
ALASKA PUBLIC HEALTH LAB		1	13	93%	14
DYNAMIC HEALTH CENTERS INC		9	5	36%	14
Solaris Healthcare Pensacola			14	100%	14
THOMAS JEFFERSON UNIVERSITY HOSPITAL		4	10	71%	14
QUEENS UNIVERSITY OF CHARLOTTE		14			14
MINUTE CLINIC DIAGNOSTIC OF NORTH CAROLINA		13	1	7%	14
FAMILY PRACTICE ON THE GO		6	8	57%	14
EAST GEORGIA REGIONAL MEDICAL CENTER		13	1	7%	14
CITY OF WEST PALM BEACH EMPLOYEE & FAMILY HEALTH		14			14
NYU WINTHROP LABORATORY		14			14
SUMMIT ATLANTIC SURGERY CENTER		14			14
HAVEN HOSPICE			14	100%	14

COVID-19: testing by laboratory

Data through May 26, 2021 verified as of May 27, 2021 at 09:25 AM

Data in this report are provisional and subject to change.

The numbers in the table below represent the number of Florida and non-Florida residents for whom test results were received by the Department of Health. A person can be tested by more than one laboratory and can have both positive and negative results. **Therefore, the sum of the numbers in each column will be larger than the total number of people tested.**

Reporting lab	Inconclusive	Negative	Positive	Percent positive	Total
MINUTECLINIC DIAGNOSTIC OF VIRGINIA, LLC #255		14			14
DOCTORS EXPRESS OF ST PETERSBURG		4	10	71%	14
MINUTECLINIC 7196		13	1	7%	14
MINUTECLINIC DIAGNOSTIC OF SC, LLC #4		13	1	7%	14
TAPESTRY TALLAHASSEE WALDEN		14			14
DIAMOND SPEEDWAY DIALYSIS		1	13	93%	14
FG RAPID RESULTS LLC		8	6	43%	14
CVS PA1671POCT LANCASTER		14			14
MINUTECLINIC DIAGNOSTIC OF ILLINOIS		12	2	14%	14
HEALTHFIRST ADVENT HEALTH CENTRA CARE COCOA BEACH			14	100%	14
LUCID DIAGNOSTICS LABS			14	100%	14
CVS TN5601POCT LENOIR CITY		12	2	14%	14
MEDHELP LAKESHORE PC		12	2	14%	14
CVS TN5639POCT FARRAGUT		11	3	21%	14
LADY LAKE SPECIALTY CARE			14	100%	14
MINUTECLINIC, LLC, MINUTECLINIC #7637		12	2	14%	14
SIGMUND LABS LLC		14			14
ACCESS HOME HEALTH OF FLORIDA LLC		14			14
EAST SIDE CLINICAL LABORATORY		12	2	14%	14
CARE ATC			14	100%	14
MINUTE CLINIC DIAG OF IND LLC #8674		14			14
MINUTE CLINIC, LLC #1434		13	1	7%	14
DYNAMIC DNA LAB		1	13	93%	14
VA Primary Care Clinic at Meharry		13	1	7%	14
MINUTECLINIC DIANOSTIC OF VIRGINIA, LL		13	1	7%	14
FAMILY MEDICINE OF WESTON LLC		6	8	57%	14
BOCA SIMON		2	12	86%	14
MC DIAGNOSTIC OF CONNECTICUT, PC #1043		14			14
CVS OH3301POCT WOODMERE		14			14
PT&J REHAB - VILLAGE OF ROYAL PALM BEACH		12	2	14%	14
CVS HEALTH MINUTE CLINIC		1	13	93%	14
MINUTECLINIC DIAGNOSTIC OF TN, PC 6304		12	2	14%	14
CVS TX8387POCT AUSTIN		14			14
SOUTHEASTERN LABORATORY			14	100%	14
EPIPHANY HEALTH		8	6	43%	14
POLK CHD BARTOW		13	1	7%	14
BAPTIST HEALTH			14	100%	14
MERCY MEDICAL CENTER		7	7	50%	14
EFFINGER HEALTH, PA		14			14
SOUTHEASTERN UNIVERSITY INC		14			14
MINUTECLINIC, LLC, DBA MINUTECLINIC #6106		12	2	14%	14
MHHS All Lab Subsection		14			14
MED TECH SERVICES OF PALM BEACH INC		14			14
TALLAHASSEE PRIMARY CARE ASSOCIATES PA		12	2	14%	14
STEWART MELBOURNE HOSPITAL, INC	1		13	93%	14
CVS MINUTE CLINIC DIAGNOSTIC OF TN #3293		13	1	7%	14

COVID-19: testing by laboratory

Data through May 26, 2021 verified as of May 27, 2021 at 09:25 AM

Data in this report are provisional and subject to change.

The numbers in the table below represent the number of Florida and non-Florida residents for whom test results were received by the Department of Health. A person can be tested by more than one laboratory and can have both positive and negative results. **Therefore, the sum of the numbers in each column will be larger than the total number of people tested.**

Reporting lab	Inconclusive	Negative	Positive	Percent positive	Total
MINUTECLINIC DIAGNOSTIC OF TN, PC 4992		14			14
ST CLOUD MEDICAL GROUP		12	2	14%	14
NORTHEAST PEDIATRICS			14	100%	14
MINUTE-CLINIC DIAGNOSTIC OF VIRGINIA, LLC		14			14
AVALON MEDICAL WALK IN CLINIC			13	100%	13
CAPE CORAL URGENT CARE		9	4	31%	13
PHASE2 LABS	2	9	2	15%	13
URGENT MEDICAL CENTER INC		5	8	62%	13
WALGREEN #6538		13			13
BROOKDALE DELAND			13	100%	13
LAKELAND VOLUNTEERS IN MEDICINE INC		10	3	23%	13
VALDOSTA FAMILY MEDICINE		1	12	92%	13
CORAL LANDING ASSISTED LIVING		11	2	15%	13
MEYER PEDIATRICS CHTD		11	2	15%	13
NAPLES GREEN VILLAGE		12	1	8%	13
BARRANCO CLINIC,THE	3	9	1	8%	13
THE PLAZA AT PARKSQUARE		13			13
WANTAGH URGENT CARE		10	3	23%	13
GLENBROOKE AT PALM BAY			13	100%	13
SANDGATE GARDENS REHAB & NURSING CENTER		3	10	77%	13
COLLIER HMA PHYSICIAN MANAGEMENT, LLC		2	11	85%	13
ADVENTHEALTH MEDICAL GROUP INTERNAL MEDICINE AT		7	6	46%	13
ALBION COLLEGE (ABBOTT)		13			13
CVS SC2736POCT MURRELLS INLET		10	3	23%	13
ADVENTHEALTH MEDICAL GROUP CARE CLINIC AT		9	4	31%	13
MEDEXPRESS URGENT CARE - SALEM		9	4	31%	13
ORCHID COVE		3	10	77%	13
SAMARITAN MEDICAL CENTER		13			13
LANE PEDIATRICS PA		1	12	92%	13
CARENOW URGENT CARE-HERMITAGE		9	4	31%	13
WALGREENS 65 INF Y FRAGOSO (ST 174)		12	1	8%	13
Signature Healthcare of Savannah		13			13
PUTNAM COUNTY HEALTH DEPARTMENT		13			13
MAINSTREET FAMILY SELECT		1	12	92%	13
CVS NY549POCT RIDGEWOOD		10	3	23%	13
AVENTURA HOSPITAL AND MEDICAL CENTER			13	100%	13
WALGREENS # 03608		9	4	31%	13
QHG OF ENTERPRISE INC (DBA MEDICAL CTR		13			13
ISLAND COAST PEDIATRICS IN-HOUSE LAB		12	1	8%	13
MARION OAKS ASSISTED LIVING		13			13
CVS GA3766POCT DACULA		11	2	15%	13
CVS TX8351POCT BEAUMONT		11	2	15%	13
CROSS CARE CENTER			13	100%	13
MINUTECLINIC DIAGNOSTIC OF MINNESOTA		12	1	8%	13
GULF COAST MEDICAL GROUP		5	8	62%	13
ALACHUA COUNTY HEALTH DEPARTMENT		1	12	92%	13

COVID-19: testing by laboratory

Data through May 26, 2021 verified as of May 27, 2021 at 09:25 AM

Data in this report are provisional and subject to change.

The numbers in the table below represent the number of Florida and non-Florida residents for whom test results were received by the Department of Health. A person can be tested by more than one laboratory and can have both positive and negative results. **Therefore, the sum of the numbers in each column will be larger than the total number of people tested.**

Reporting lab	Inconclusive	Negative	Positive	Percent positive	Total
MINUTE CLINIC DIAGNOSTIC OF SC, LLC #42		12	1	8%	13
MINUTECLINIC, LLC #244		12	1	8%	13
CVS MINUTE CLINIC DIAGNOSTIC PA #3060		11	2	15%	13
CVS NC7213POCT MATTHEWS		10	3	23%	13
PARKWEST MEDICAL CENTER		11	2	15%	13
MOODY MANOR		13			13
LAKELAND REGIONAL HEALTH GRASSLANDS		12	1	8%	13
AFC URGENT CARE - CEDAR GROVE		11	2	15%	13
CONSULATE HEALTH CARE OF PENSACOLA			13	100%	13
MISSOURI DEPARTMENT OF HEALTH AND SENIOR SERVICES			13	100%	13
ROCKLEDGE		3	10	77%	13
DEVEREUX FLORIDA CHILDRENS CENTER			13	100%	13
IN-OFFICE LAB		12	1	8%	13
MINUTE-CLINIC DIAGNOSTIC OF VIRGINIA,		12	1	8%	13
WORLD WRESTLING ENTERTAINMENT			13	100%	13
CVS CT2210POCT RIVERSIDE		13			13
RED MOUNTAIN DIAGNOSTICS		13			13
NATIONAL GENETICS INST LABCORP		4	9	69%	13
CURATIVE		1	12	92%	13
MEDEXPRESS URGENT CARE MONACA		13			13
EAR NOSE AND THROAT ASSOCIATES OF MANATEE, P.A.		10	3	23%	13
OPTUM PRIMARY CARE		2	11	85%	13
Consulate Health Care at West Altamonte		3	10	77%	13
SOMA MEDICAL CENTER PA #4			13	100%	13
CVS NC2313POCT RALEIGH		11	2	15%	13
ESCAMBIA COMMUNITY CLINIC		2	11	85%	13
MINUTE CLINIC LLC # 2033		11	2	15%	13
ORMOND MEDICAL ARTS		3	10	77%	13
HEART OF FLORIDA HEALTH CENTER INC		5	8	62%	13
ST CLOUD COMPOUNDING PHARMACY & WELLNESS CENTER		12	1	8%	13
Sunnyside Care Center		13			13
FLORIDA STATE HOSPITAL			13	100%	13
SOUTHEAST FAMILY HEALTHCARE CENTER			13	100%	13
CVS MINUTE CLINIC DIAGNOSTIC MED GRP OF SAN		11	2	15%	13
CVS MA6505POCT NEWTON		13			13
MINUTE CLINIC LLC #0169		11	2	15%	13
COMPASS URGENT CARE		8	5	38%	13
HARBOR CHASE OF JACKSONVILLE			13	100%	13
VILLA OF KINGS AND QUEENS OF DELRAY		13			13
SHELBY COUNTY HEALTH CARE CORPORATION		10	3	23%	13
MINUTE CLINIC, LLC #4650		11	2	15%	13
CLINICAL LABORATORY SERVICES			13	100%	13
LONGWOOD PEDIATRICS LLC			12	100%	12
ONEIDA HEALTHCARE CENTER		10	2	17%	12
ACADIAN DIAGNOSTIC LABORATORIES		8	4	33%	12
GLEN OAKS HEALTH AND REHABILITATION CENTER			12	100%	12

COVID-19: testing by laboratory

Data through May 26, 2021 verified as of May 27, 2021 at 09:25 AM

Data in this report are provisional and subject to change.

The numbers in the table below represent the number of Florida and non-Florida residents for whom test results were received by the Department of Health. A person can be tested by more than one laboratory and can have both positive and negative results. **Therefore, the sum of the numbers in each column will be larger than the total number of people tested.**

Reporting lab	Inconclusive	Negative	Positive	Percent positive	Total
MEDEXPRESS URGENT CARE - MAPLE DRIVE		11	1	8%	12
MERCY HEALTH—MUSKEGON		7	5	42%	12
MI2297090CV HOLLAND-23D2189684		12			12
ILLINOIS DEPARTMENT OF PUBLIC HEALTH		2	10	83%	12
VIBRANT AMERICA		10	2	17%	12
STPET		10	2	17%	12
MINUTECLINIC, LLC, DBA MINUTECLINIC #4		11	1	8%	12
MEDEXPRESS URGENT CARE CHARLESTON		8	4	33%	12
CFS WELLNESS AND MED SPA LLC			12	100%	12
CARLOS PORTU MD, PLLC			12	100%	12
SUMTER COUNTY HEALTH DEPARTMENT		7	5	42%	12
FHCP-PORT ORANGE		3	9	75%	12
FLORIDA DEPARTMENT OF HEALTH WASHINGTON COUNTY		7	5	42%	12
CVS NJ617POCT CEDAR GROVE		11	1	8%	12
MINUTECLINIC #8760		12			12
Maury Regional Hospital		6	6	50%	12
ALL CHILDREN'S HOSPITAL DEPT OF GENERAL PEDIATRICS			12	100%	12
BRITO MEDICAL CENTER		10	2	17%	12
MEDEXPRESS URGENT CARE - FORT WORTH S		10	2	17%	12
VILLA HEALTH NH LLC		10	2	17%	12
CVS MA594POCT FALMOUTH		11	1	8%	12
GENESIS		8	4	33%	12
MINUTECLINIC DIAGNOSTIC OF NEW JERSEY,		11	1	8%	12
UNIVERSITY MEDICAL CENTER		8	4	33%	12
CVS CT1123POCT SOUTHBURY		12			12
MINUTECLINIC DIAGNOSTIC OF RHODE ISLAN		12			12
LAB UNKNOWN		1	11	92%	12
CVS MINUTE CLINIC DIAGNOSTIC OF TEXAS,LLC		10	2	17%	12
CULVER-STOCKTON COLLEGE		10	2	17%	12
WOODLAND TOWERS		6	6	50%	12
CARROLL GARDENS URGENT CARE		12			12
MINUTECLINIC DIAGNOSTIC OF SC, LLC #7		10	2	17%	12
CARE FAST MURABELLA		7	5	42%	12
ABSOLUTE HEALTH		11	1	8%	12
THE MARY IMOGENE BASSETT HOSPITAL		12			12
TMH PHYSICIAN PARTNERS - MONTICELLO		10	2	17%	12
LIFE CARE OF PORT SAINT LUCIE		3	9	75%	12
COLLIER COUNTY HEALTH DEPT.		7	5	42%	12
MERIDIAN AT WATERWAYS, THE		10	2	17%	12
MEDEXPRESS URGENT CARE - WILLIAMSPORT		11	1	8%	12
APPLE DIAGNOSTICS LAB		5	7	58%	12
VITALANT		1	11	92%	12
Highland Pines Health and Rehab		11	1	8%	12
IMMUNOGENOMICS LLC		8	4	33%	12
ORLANDO FAMILY MEDICAL INC		12			12
JOHN W NORRIS III MD PA	1		11	92%	12

COVID-19: testing by laboratory

Data through May 26, 2021 verified as of May 27, 2021 at 09:25 AM

Data in this report are provisional and subject to change.

The numbers in the table below represent the number of Florida and non-Florida residents for whom test results were received by the Department of Health. A person can be tested by more than one laboratory and can have both positive and negative results. **Therefore, the sum of the numbers in each column will be larger than the total number of people tested.**

Reporting lab	Inconclusive	Negative	Positive	Percent positive	Total
Rosewood Healthcare and Rehabilitation Center		5	7	58%	12
CVS NC3319POCT CHARLOTTE		9	3	25%	12
BROOKDALE CITRUS			12	100%	12
GULF COAST REGIONAL BLOOD CENTER			12	100%	12
MEDPRO URGENT CARE CENTER INC		12			12
MINUTECLINIC DIAG OF IND, LLC #2387		10	2	17%	12
WHEELER LABORATORY		11	1	8%	12
MINUTECLINIC DIAGNOSTIC OF TN PC #240		10	2	17%	12
FLORIDA DEPT OF HEALTH		4	8	67%	12
FAMILY PRACTICE OF DAVIE INC			12	100%	12
BAYONET POINT HOSPITAL			12	100%	12
FAMILY MEDICINE AT LONGWOOD			12	100%	12
OHIO STATE UNIVERSITY MEDICAL CENTER			12	100%	12
PASSPORT HEALTH			12	100%	12
Westchester General Hospital			12	100%	12
GUIDANCE / CARE CENTER, INC		12			12
THE POTTER'S HOUSE AT CANNON POINT		12			12
AMERICAN HOUSE FORT MYERS		12			12
CVS CA9963POCT SAN DIEGO		12			12
ACCENTCARE		12			12
MAINE DEPARTMENT OF HEALTH AND HUMAN SERVICES			12	100%	12
COLISEUM MED CTR LLC/COLISEUM MED CTRS		9	3	25%	12
LEON CHD		12			12
MINUTECLINIC DIAGNOSTIC OF PA, LLC (1036)		10	2	17%	12
DEPARTMENT OF PUBLIC HEALTH		12			12
URGENT TEAM MANAGEMENT OF TENNESSEE		10	2	17%	12
IMMACULATE HOUSE AT COUNTRYSIDE		12			12
MEDEXPRESS URGENT CARE - BEECH GROVE		11	1	8%	12
TERRACINA LLC		6	6	50%	12
PALM BEACH PATHOLOGY		9	3	25%	12
ST PETER'S UNIVERSITY HOSPITAL		9	3	25%	12
HNL LAB MEDICINE		9	3	25%	12
SENIOR HOME CARE INC		12			12
JOHNS HOPKINS ALL CHILDRENS			12	100%	12
BENSONHURST URGENT CARE		11	1	8%	12
FAMILY MEDICINE AT HUNTERS CREEK		12			12
FAMILY HEALTH CENTER AT PORT ST JOHN		4	8	67%	12
BROWARD DIALYSIS			12	100%	12
CVS MA1022POCT CAMBRIDGE		12			12
PANCARE HEALTH - WEWA ELEMENTARY			12	100%	12
VERITAS RESEARCH CORP			12	100%	12
MINUTECLINIC LLC #5010		10	2	17%	12
MINUTECLINIC DIAGNOSTIC OF TN PC #5671		8	4	33%	12
IREPERTOIRE_MOL_LAB		12			12
SAMARITAN HOSPITAL LABORATORY		11	1	8%	12
LYNN UNIVERSITY INC		12			12

COVID-19: testing by laboratory

Data through May 26, 2021 verified as of May 27, 2021 at 09:25 AM

Data in this report are provisional and subject to change.

The numbers in the table below represent the number of Florida and non-Florida residents for whom test results were received by the Department of Health. A person can be tested by more than one laboratory and can have both positive and negative results. **Therefore, the sum of the numbers in each column will be larger than the total number of people tested.**

Reporting lab	Inconclusive	Negative	Positive	Percent positive	Total
GEORGE W FERGUSON MD-CONCIERGE MEDICAL SERVICES PL		11	1	8%	12
ST. PETERSBURG PEDIATRICS			12	100%	12
DES PLAINES CLINICAL LAB		3	9	75%	12
METALABDX		12			12
HEWLETT URGENT CARE, PLLC		12			12
ENCOMPASS HEALTH REHABILITATION HOSPITAL OF NORTH		12			12
CVS SC7556POCT WEST COLUMBIA		11	1	8%	12
STUYVESANT URGENT CARE		12			12
MEDEXPRESS URGENT CARE - MONROE		12			12
SUWANNEE COUNTY JAIL		11	1	8%	12
MONROE COUNTY HOSPITAL		9	3	25%	12
VIRTUA WEST JERSEY HOSPITAL VOORHEES		9	2	18%	11
PINELLAS COUNTY HEALTH DEPARTMENT		2	9	82%	11
PHOEBE PUTNEY MEMORIAL HOSPITAL		11			11
COMMUNITY MEDICAL AND DENTAL CARE INC		11			11
WALK IN MEDICAL URGENT CARE PC		11			11
NORTH PINELLAS CHILDRENS MEDICAL CENTER INC			11	100%	11
BERRYHILL MANOR		11			11
MINUTECLINIC, LLC #1470		10	1	9%	11
CVS NC7051POCT WAKE FOREST		11			11
UF HEALTH		1	10	91%	11
SOMA MEDICAL CENTER MD PA #7 PEDIATRICS			11	100%	11
PHYSICIANS REGIONAL MEDICAL CTR - COLLIER BLVD			11	100%	11
CVS CA9165POCT SAN DIEGO		11			11
CHARLOTTE COUNTY HEALTH DEPARTMENT	1	5	5	45%	11
INVESCLINIC US, LLC		11			11
URGENT CARE OF LONGWOOD		1	10	91%	11
URGENT CARE CENTER AT PINNACLE		4	7	64%	11
DMH STEINHATCHEE FAMILY MEDICINE		8	3	27%	11
PRIMECARE ACQUISITION FAMILY PRACTICE INC		11			11
SEMINOLE COUNTY CORRECTIONAL FACILITY		1	10	91%	11
NIGHT LITE PEDIATRICS CENTER, LLC		1	10	91%	11
HEALTH NETWORK LABORATORIES		7	4	36%	11
CVS MINUTE CLINIC DIAGNOSTIC MED GRP OF CAL		10	1	9%	11
THE TERRACE OF SAINT CLOUD		9	2	18%	11
ADVENTHEALTH ORLANDO INTERNATIONAL AIRPORT		1	10	91%	11
ST JOSEPHS HOSPITAL PATHOLOGY LAB		8	3	27%	11
UMHC/SYLVESTER AT KENDALL		1	10	91%	11
KIDSVILLE PEDIATRICS			11	100%	11
CARINGTON MANOR		11			11
CVS PA233POCT NEWTOWN SQUARE		11			11
JBSA-SAM HOUSTON			11	100%	11
TELEVISIT PALM BAY FAMILY PRACTICE		9	2	18%	11
MICHIGAN DEPARTMENT OF COMMUNITY HEALTH		1	10	91%	11
RIVERVIEW REGIONAL MEDICAL CENTER		9	2	18%	11
WALGREENS - STORE #9479		9	2	18%	11

COVID-19: testing by laboratory

Data through May 26, 2021 verified as of May 27, 2021 at 09:25 AM

Data in this report are provisional and subject to change.

The numbers in the table below represent the number of Florida and non-Florida residents for whom test results were received by the Department of Health. A person can be tested by more than one laboratory and can have both positive and negative results. **Therefore, the sum of the numbers in each column will be larger than the total number of people tested.**

Reporting lab	Inconclusive	Negative	Positive	Percent positive	Total
NORTH OKALOOSA PHYSICIAN GROUP		10	1	9%	11
AZALEA HEALTH		2	9	82%	11
CAREATC NEXTERA HEALTH CENTER / GO			11	100%	11
MONTEFIORE MEDICAL CENTER LABORATORIES - NORTH		11			11
NORTHEAST FLORIDA HEALTH SERVICES, INC DBA FAMILY HEALTH SOURCE			11	100%	11
ALCOVE ASSISTED LIVING FACILITY		11			11
CVS IL8751POCT CHICAGO		11			11
ASSOCIATES IN MEDICINE		7	4	36%	11
VITAS HEALTH INC		5	6	55%	11
CELEBRATION PEDIATRICS PA			11	100%	11
TROPICANA		5	6	55%	11
45TH 1		11			11
CVS TX7827POCT ROUND ROCK		11			11
BOCA RATON REGIONAL HOSPITAL LAB			11	100%	11
MONROE COUNTY FIRE RESCUE		10	1	9%	11
CVS MA1852POCT MEDWAY		11			11
CVS CT1109POCT BETHEL		11			11
WEST DADE PEDIATRICS			11	100%	11
ST VINCENT'S ST CLAIR		8	3	27%	11
ELLIS HOSPITAL LABORATORY		10	1	9%	11
WELLSTAR ATLANTA MEDICAL CENTER LABORA		10	1	9%	11
WALK-IN MEDICAL CARE			11	100%	11
LUXOR SCIENTIFIC LLC		1	10	91%	11
Woodstock Nursing and Rehabilitation Center		11			11
CVS OH2342POCT WEST CHESTER		9	2	18%	11
NHC HealthCare Anniston		11			11
WINTER PARK CARE AND REHABILITATION			11	100%	11
CVS MD2956POCT NEW MARKET		10	1	9%	11
ILLINOIS DEPT OF PUBLIC HEALTH LAB - SPRINGFIELD			11	100%	11
CVS NC5591POCT STATESVILLE		9	2	18%	11
WALGREENS #03287		11			11
CVS TX7151POCT HUMBLE		9	2	18%	11
BAYSIDE URGENT CARE CENTER INC		1	10	91%	11
CVS SC7334POCT LEXINGTON		10	1	9%	11
VETERANS AFFAIRS MEDICAL CENTER - OUTPATIENT			11	100%	11
FRESENIUS KIDNEY CARE DUNEDIN			11	100%	11
BIOTECH CLINICAL LABORATORIES, INC.		1	10	91%	11
Charles George VAMC		11			11
ATHENS VETERINARY DIAGNOSTIC LABORATOR		11			11
AIM LABORATORIES			11	100%	11
CUMBERLAND HEIGHTS		11			11
CARENOW URGENT CARE - EAST NASHVILLE		9	2	18%	11
EXPRESS TEST			11	100%	11
CARENOW URGENT CARE-GREEN HILLS		10	1	9%	11
MINUTECLINIC, LLC #09202		9	2	18%	11
MEDEXPRESS URGENT CARE PARKERSBURG		9	2	18%	11

COVID-19: testing by laboratory

Data through May 26, 2021 verified as of May 27, 2021 at 09:25 AM

Data in this report are provisional and subject to change.

The numbers in the table below represent the number of Florida and non-Florida residents for whom test results were received by the Department of Health. A person can be tested by more than one laboratory and can have both positive and negative results. **Therefore, the sum of the numbers in each column will be larger than the total number of people tested.**

Reporting lab	Inconclusive	Negative	Positive	Percent positive	Total
UNIVERSITY CENTRA CARE		10	1	9%	11
NASCAR EVENT MANAGEMENT, LLC		11			11
ASSOCIATES MD CYPRESS CREEK			11	100%	11
CREATIVE PHARMACY SOLUTIONS EAST		11			11
CREATIVE TESTING SOLUTIONS		4	7	64%	11
MINUTECLINIC MINUTECLINIC #4977		7	4	36%	11
CARENOW URGENT CARE-MT JULIET		8	3	27%	11
REDMED CLINIC OF ARLINGTON		10	1	9%	11
WYCLIFFE BIBLE TRANSLATORS		11			11
NASSAU UNIVERSITY MEDICAL CENTER DEPT		10	1	9%	11
MEDICAL ASSOCIATES OF ENGLEWOOD PC		10	1	9%	11
MEDICAL CENTER AFFILIATES WEST PALM			11	100%	11
CVS MA299POCT WORCESTER		11			11
GENOPTIX MEDICAL LABORATORY		10	1	9%	11
KEY TRAINING CENTER			11	100%	11
MOUNT DORA PEDIATRICS		9	2	18%	11
WATSON HEALTHCARE		8	3	27%	11
METHODIST HOSPITAL			11	100%	11
FHPG_EXP CARE W HILLSBOROUGH		1	10	91%	11
St. Annes Nursing Center, St. Annes Residence, Inc.		11			11
ORLANDO HEALTH PHYSICIAN ASSOCIATES		4	7	64%	11
CVS MA2172POCT NORTH GRAFTON		11			11
MINUTE CLINIC LLC #4017		11			11
NIGHT LITE PEDIATRICS CENTER		1	10	91%	11
APPALACHIAN REGIONAL HEALTHCARE SYSTEM		10	1	9%	11
URGENT TEAM - HUNTSVILLE		9	2	18%	11
TRIDENT BIOMETRICS		10	1	9%	11
CVS IL8747POCT CHICAGO		10	1	9%	11
CLAYMED OF NORTH FLORIDA			11	100%	11
USCG ABBOTT BINAXNOW		6	5	45%	11
CROSSROADS URGENT CARE, PLLC		11			11
COLLIER BLVD HMA PHYSICIAN MANAGEMENT,, LLC			11	100%	11
CVS M08590POCT KANSAS CITY		7	4	36%	11
SEACOAST PATHOLOGY PROFESSIONAL ASSOC		10	1	9%	11
New York Harbor Harbor HCS - Brooklyn Campus		10	1	9%	11
CVS NJ715POCT WAYNE		11			11
LONG ISLAND JEWISH FOREST HILLS HOSPITAL		11			11
WINDSOR OF GAINESVILLE		11			11
SEMORAN FAMILY HEALTH LLC		10	1	9%	11
MEDEXPRESS URGENT CARE - WINCHESTER GATEWAY		9	2	18%	11
PRIME MEDICAL CARE, LLC		11			11
IPSUM DIAGNOSTICS LLC		11			11
NEW HAMPSHIRE DEPARTMENT OF HEALTH AND HUMAN SERVICES		3	8	73%	11
DEPT OF VA MEDICAL CENTER - RICHMOND		10	1	9%	11
CVS SC4286POCT EASLEY		5	6	55%	11
CVS GA2236POCT WOODSTOCK		11			11

COVID-19: testing by laboratory

Data through May 26, 2021 verified as of May 27, 2021 at 09:25 AM

Data in this report are provisional and subject to change.

The numbers in the table below represent the number of Florida and non-Florida residents for whom test results were received by the Department of Health. A person can be tested by more than one laboratory and can have both positive and negative results. **Therefore, the sum of the numbers in each column will be larger than the total number of people tested.**

Reporting lab	Inconclusive	Negative	Positive	Percent positive	Total
CVS TN7289POCT SIGNAL MOUNTAIN		10			10
SOUTH FLORIDA ENT ASSOCIATES, INC			10	100%	10
SOUTHEASTERN PEDIATRIC ASSOCIATES			10	100%	10
MEDICAL LABORATORY DIAGNOSTICS			10	100%	10
FLORIDA CLINICAL LAB		1	9	90%	10
ACCESS PHARMACY		10			10
LAKE BALDWIN CBOC		9	1	10%	10
SAVANNAH MANOR ASSISTED LIVING COMMUNITY			10	100%	10
DAU ORTHODONTICS		9	1	10%	10
BROWARD HEALTH CARE			10	100%	10
BROOKDALE PANAMA CITY		9	1	10%	10
MEDEXPRESS URGENT CARE-KATY		7	3	30%	10
ST JOSEPH'S HOSPITAL NORTH LABORATORY			10	100%	10
MEDEX REGIONAL LABORATORIES LLC		1	9	90%	10
COMMUNITY HEALTH CENTER		2	8	80%	10
MINUTECLINIC #2860		7	3	30%	10
FLORIDA SCHOOL FOR THE DEAF AND THE BLIND		1	9	90%	10
JACKSON CLINIC PA,THE		6	4	40%	10
KEY WEST URGENT CARE, INC		3	7	70%	10
GO PATH LABORATORIES			10	100%	10
MEDEXPRESS URGENT CARE-PETERS TWP		9	1	10%	10
NATURE COAST REGIONAL MEDICAL CENTER		1	9	90%	10
WILLIAMSBURGH CHAI CARE		9	1	10%	10
NORTHSHORE UNIVERSITY HEALTHSYSTEM EVANSTON HOSPITAL LAB			10	100%	10
SARASOTA PERSONAL MEDICINE		7	3	30%	10
ALBANY MEDICAL CENTER		9	1	10%	10
CHIEFLAND MEDICAL CENTER LLC			10	100%	10
CVS TX7825POCT FRISCO		8	2	20%	10
CHEMISYS LABORATORIES		2	8	80%	10
ENCOMPASS HEALTH REHABILITATION HOSPI		10			10
MINUTECLINIC DIAGNOSTIC OF OHIO #4401		10			10
ELEMENT PRIMARY CARE LLC		9	1	10%	10
VILLAGE PLACE HEALTH AND REHAB		9	1	10%	10
WALGREENS #10972	1	9			10
VENICE GREEN VILLAGE		3	7	70%	10
CARESOUTH HHA HOLDINGS OF THE BAY AREA LLC		10			10
NORTHSIDE HOSPITAL ATLANTA		4	6	60%	10
CITY OF TALLAHASSEE		10			10
MOSOLF PEDIATRICS			10	100%	10
ARBORS OF GULF BREEZE, THE		8	2	20%	10
MINUTECLINIC #2797		10			10
ALABAMA DEPARTMENT OF PUBLIC HEALTH		1	9	90%	10
EMERGENCY MEDICAL CENTER		4	6	60%	10
KR AT COLLEGE HARBOR		10			10
KINGSWAY MEDICAL CENTER INC		7	3	30%	10
VASCONCELLO COHEN MD PA		9	1	10%	10

COVID-19: testing by laboratory

Data through May 26, 2021 verified as of May 27, 2021 at 09:25 AM

Data in this report are provisional and subject to change.

The numbers in the table below represent the number of Florida and non-Florida residents for whom test results were received by the Department of Health. A person can be tested by more than one laboratory and can have both positive and negative results. **Therefore, the sum of the numbers in each column will be larger than the total number of people tested.**

Reporting lab	Inconclusive	Negative	Positive	Percent positive	Total
DEPARTMENT OF HEALTH AND HUMAN SERVICES LANSING			10	100%	10
NEUROSCIENCE AND SPINE ASSOCIATES, PL		8	2	20%	10
IU HEALTH PATHOLOGY		1	9	90%	10
NORTON HEALTHCARE			10	100%	10
PANCARE HEALTH - VERNON ELEMENTARY			10	100%	10
PALMS WEST HOSPITAL			10	100%	10
Centrastate Medical Center		9	1	10%	10
CVS MA507POCT LEOMINSTER		8	2	20%	10
PBC PREMIER FAMILY HEALTH			10	100%	10
PRORENATA LABS		2	8	80%	10
CRITICAL MASS GATHERING MEDICINE PLLC		10			10
MINUTECLINIC DIAGNOSTIC OF NORTH CAROLINA PC #7054		7	3	30%	10
VILLAGES HEALTH, THE		4	6	60%	10
PLYMOUTH HARBOR INCORPORATED		9	1	10%	10
BEAUMONT LABORATORY			10	100%	10
ORLANDO MEDICAL CENTER PL		1	9	90%	10
PM PEDIATRICS OF BAYSIDE PLLC		10			10
LEHIGH REGIONAL MEDICAL CENTER LABORATORY		4	6	60%	10
Avalon Healthcare and Rehabilitation Center			10	100%	10
BREVARD FAMILY WALK IN CLINIC			10	100%	10
CHILDREN'S HEALTHCARE OF ATLANTA/EGLESTON		10			10
CVS DC134OPOCT WASHINGTON		10			10
MINUTE CLINIC INCORPORATE		10			10
MAINSTREET FAMILY CARE			10	100%	10
HCR MANORCARE		10			10
MEDEXPRESS URGENT CARE, JOHNSTOWN		9	1	10%	10
MEDICAL CENTER, THE		9	1	10%	10
MEDEXPRESS URGENT CARE - FAYETTEVILLE		8	2	20%	10
BELLE GLADES HEALTH CLINIC			10	100%	10
NEW JERSEY DEPARTMENT OF HEALTH COMMUNICABLE DISEASE SERVICE		3	7	70%	10
MINUTE CLINIC LLC #1448		9	1	10%	10
CVS PHARMACY NO 274		9	1	10%	10
EXCEL URGENT CARE OF PARAMUS LLC		10			10
JOHN T MATHER MEMORIAL HOSPITAL LABORATORY		9	1	10%	10
LAKE PEDIATRICS			10	100%	10
OKLAHOMA STATE DEPARTMENT OF HEALTH-PUBLIC HEALTH LABORATORY			10	100%	10
MINUTECLINIC DIAG OF IND LLC #8651		9	1	10%	10
WALGREENS #07589		9	1	10%	10
TENNESSEE DEPARTMENT OF HEALTH (TDH) - CENTRAL LABORATORY		2	8	80%	10
NOT INDICATED		1	9	90%	10
WELLSTAR WEST GEORGIA MEDICAL CENTER		9	1	10%	10
SONATA VERO BEACH		10			10
CORONA PATHOLOGY		10			10
CBC LAB		3	7	70%	10
LAWRENCE TECHNOLOGICAL UNIVERSITY		10			10
MOLECULAR PATHOLOGY LABORATORY			10	100%	10

COVID-19: testing by laboratory

Data through May 26, 2021 verified as of May 27, 2021 at 09:25 AM

Data in this report are provisional and subject to change.

The numbers in the table below represent the number of Florida and non-Florida residents for whom test results were received by the Department of Health. A person can be tested by more than one laboratory and can have both positive and negative results. **Therefore, the sum of the numbers in each column will be larger than the total number of people tested.**

Reporting lab	Inconclusive	Negative	Positive	Percent positive	Total
MIAMI COMPREHENSIVE MEDICINE GROUP PA		4	6	60%	10
MINUTECLINIC DIAGNOSTIC OF NEVADA #87		5	5	50%	10
MINUTECLINIC DIAGNOSTIC OF NORTH CAROLINA PC #5341		7	3	30%	10
ALABAMA MEDICAL GROUP		10			10
MEDEXPRESS URGENT CARE - WASHINGTON		8	2	20%	10
RPC@HODGES		2	8	80%	10
ROSEMONT GARDENS INC		9	1	10%	10
SUPERIOR RESIDENCES OF CLERMONT		2	8	80%	10
Chestnut Park Rehabilitation and Nursing Center		10			10
PRIMARY CARE SPECIALISTS OF ORLANDO		9	1	10%	10
HIGH TOWER ALF LLC		9	1	10%	10
CVS TN4624POCT KNOXVILLE		9	1	10%	10
VETERNANS ADMINISTRATION			10	100%	10
ANY LAB TEST NOW INC			10	100%	10
PALM BEACH CDH - DELRAY BEACH			10	100%	10
PIEDMONT HENRY HOSPITAL, INC		10			10
PEACE OF MIND REHAB CENTER		10			10
DOH-TAMPA BRANCH LABORATORY (MLK BLVD)		4	6	60%	10
BROOKDALE WEST MELBOURNE			10	100%	10
GILCHRIST COUNTY FIRE DEPARTMENT		4	6	60%	10
DOMINICAN COLLEGE STUDENT HEALTH CENTE		8	2	20%	10
MINUTECLINIC DIAGNOSTIC OF VIRGINIA, LLC #1656		10			10
WALGREENS # 09788		9	1	10%	10
BRANDON REGIONAL EMERGENCY CTR			10	100%	10
ARCHBOLD MEMORIAL HOSPITAL/LAB		3	7	70%	10
MINUTECLINIC DIAGNOSTIC OF OHIO #3407		9	1	10%	10
CHRISTUS ST VINCENT LABORATORY - ZIA		10			10
NORTHEAST ALABAMA REGIONAL MEDICAL CENTER		7	3	30%	10
GLADES COUNTY DETENTION CENTER		1	9	90%	10
FLEMING ISLAND CENTER FOR CLINICAL RESEARCH		10			10
BETTER AT HOME		10			10
CVS PHARMACY #8800		8	2	20%	10
CVS NC6402POCT DAVIDSON		6	3	33%	9
CLEARWATER PEDIATRIC CARE		1	8	89%	9
SUPREME LABORATORY			9	100%	9
SCOTTS PHARMACY		8	1	11%	9
CAYUGA COUNTY HEALTH DEPARTMENT		8	1	11%	9
HEALTH AND WELLNESS CENTER		1	8	89%	9
SIMPLE LABORATORIES LLC		9			9
NORTHERN DUTCHESS HOSPITAL LABORATORY		7	2	22%	9
MONROE URGENT CARE		8	1	11%	9
PENSACOLA CLUSTER			9	100%	9
PRECISION GENETICS			9	100%	9
MEDEXPRESS URGENT CARE - SWANSEA, N ILLINOIS ST		8	1	11%	9
SUNCREST OMNI		9			9
PBSO HEALTH AND WELLNESS CENTER		1	8	89%	9

COVID-19: testing by laboratory

Data through May 26, 2021 verified as of May 27, 2021 at 09:25 AM

Data in this report are provisional and subject to change.

The numbers in the table below represent the number of Florida and non-Florida residents for whom test results were received by the Department of Health. A person can be tested by more than one laboratory and can have both positive and negative results. **Therefore, the sum of the numbers in each column will be larger than the total number of people tested.**

Reporting lab	Inconclusive	Negative	Positive	Percent positive	Total
PATEL MEDICAL VENTURES		8	1	11%	9
CVS TX4397POCT CYPRESS		9			9
CVS TX1104POCT ALLEN		8	1	11%	9
NORTHSIDE GWINNETT HOSPITAL		8	1	11%	9
SOUTHEAST GEORGIA HEALTH SERVICES, LLC		9			9
MEDERI CARETENDERS VS OF SE FL LLC DBA		8	1	11%	9
OSWEGO HOSPITAL LABORATORY		8	1	11%	9
ST CHARLES HOSPITAL LABORATORY		9			9
CHILDREN'S HEALTH CENTER INC.		7	2	22%	9
PUTNAM FAMILY CARE INC		3	6	67%	9
MINUTECLINIC DIAGNOSTIC OF TN PC #242		6	3	33%	9
WATERFORD AT CREEKSIDE, THE			9	100%	9
WALGREENS #09475		8	1	11%	9
CVS NC3803POCT MOORESVILLE		8	1	11%	9
ADVENTHEALTH CAR CENTER APOPKA			9	100%	9
SANITAS LAUDERDALE LAKES			9	100%	9
PHYSICIANS FOR CHILDREN			9	100%	9
REMISE OCCUPATIONAL HEALTH SOLUTIONS INC			9	100%	9
CVS OH6123POCT CINCINNATI		6	3	33%	9
BUENA VIDA ESTATES			9	100%	9
BEAUMONT EMERGENCY CENTER			9	100%	9
WINTER PARK INTERNAL MEDICINE MD PA		7	2	22%	9
MAGNOLIA MANOR			9	100%	9
NITIN BAWA PROFESSIONAL ASSOCIATES			9	100%	9
LEMOYNE COLLEGE WELLNESS CENTER FOR		9			9
CORE OCCUPATIONAL RESOURCES, LLC		5	4	44%	9
UHEALTH UNIVERSITY OF MIAMI			9	100%	9
EP LTC PHARMACY		7	2	22%	9
OMNI			9	100%	9
MOULTRIE CREEK NURSING AND REHAB			9	100%	9
ROSECASTLE			9	100%	9
MINUTE CLINIC DIAGNOSTIC OF MICHIGAN PC		9			9
DIXITKUMAR N MODI MD PA			9	100%	9
CVS IN3975POCT JEFFERSONVILLE		6	3	33%	9
COMPASS PROVIDENCE URGENT CARE LLLP			9	100%	9
GLEN FALLS HOSPITAL DEPARTMENT OF PATHOLOGY		8	1	11%	9
CVS MD1881POCT DUNKIRK		9			9
ACCESS CARE MEDICAL GROUP LLC		2	7	78%	9
ALLIANCE HEALTH AND REHABILITATION CENTER		9			9
AFC/DOCTORS EXPRESS NORTH BERGEN		7	2	22%	9
MINUTECLINIC DIAGNOSTIC MED GRP OF CA		8	1	11%	9
ST VINCENT'S CHILTON		7	2	22%	9
CVS PA4077POCT BELLE VERNON		9			9
ST. CLOUD PHARMACY AND WELLNESS CENTER		5	4	44%	9
UCARE			9	100%	9
CVS GA2841POCT LAWRENCEVILLE		9			9

COVID-19: testing by laboratory

Data through May 26, 2021 verified as of May 27, 2021 at 09:25 AM

Data in this report are provisional and subject to change.

The numbers in the table below represent the number of Florida and non-Florida residents for whom test results were received by the Department of Health. A person can be tested by more than one laboratory and can have both positive and negative results. **Therefore, the sum of the numbers in each column will be larger than the total number of people tested.**

Reporting lab	Inconclusive	Negative	Positive	Percent positive	Total
CVS IN6654POCT INDIANAPOLIS		8	1	11%	9
MEDEXPRESS URGENT CARE - BATTLE CREEK		6	3	33%	9
WALGREENS #11378		9			9
CVS M08556POCT KANSAS CITY		8	1	11%	9
HOME CARE PHARMACY OF PALM COAST INC		9			9
MINUTECLINIC, LLC #03268		8	1	11%	9
MINUTECLINIC DIAG OF IND, LLC #10190		8	1	11%	9
CAPE REGIONAL URGENT CARE		9			9
CVS MA1845POCT WILMINGTON		8	1	11%	9
KINDRED_AIMS		9			9
CENTREX CLINICAL LABS INC		9			9
CVS MINUTE CLINIC DIAGNOSTIC OF KANSAS, PA		9			9
BIRMINGHAM VAMC		5	4	44%	9
MILLER COUNTY HOSPITAL		9			9
CITYMD		1	8	89%	9
MINUTE-CLINIC DIAGNOSTIC OF VIRGINIA, LLC #3949		9			9
FLORIDA HOSPITAL WINTER PARK		7	2	22%	9
FLORIDA HEART AND VASCULAR MULTISPECIALTY GROUP		8	1	11%	9
ENCOMPASS HOME HEALTH OF THE SOUTHEAST LLC		9			9
WALGREENS #10264		9			9
FLORIDA ADDICTION AND RECOVERY CENTER INC		9			9
CVS RI1717POCT 1 CVS DR			9	100%	9
NORTHWEST FLORIDA COMMUNITY HOSPITAL LABORATORY		8	1	11%	9
MINUTECLINIC # 21110		7	2	22%	9
URGENT TEAM - NASHVILLE		8	1	11%	9
Consulate Health Care of Brandon		7	2	22%	9
PONTE VEDRA PLASTIC SURGERY		9			9
CVS IN6551POCT MOORESVILLE		7	2	22%	9
CVS OH3458POCT BEAVERCREEK		9			9
MANATEE COUNTY CENTRAL JAIL		9			9
COMPREHENSIVE CLINICAL RESEARCH, LLC			9	100%	9
THE READING HOSPITAL & MEDICAL CENTER			9	100%	9
VAIL VALLEY MEDICAL CENTER			9	100%	9
DISCOVERY VILLAGE AT STUART		5	4	44%	9
Sunset Lake Health and Rehabilitation Center		8	1	11%	9
MINUTE CLINIC DIAGNOSTIC OF VIRGINIA, LLC #7543		7	2	22%	9
LOREY ALF		9			9
ADVENTHEALTH MEDICAL GROUP FAMILY AND INTERNAL		8	1	11%	9
ETHOS LABORATORIES		7	2	22%	9
SUNSHINE STATE DIALYSIS			9	100%	9
STATEN ISLAND CHAI CARE		8	1	11%	9
CVS PA1074POCT KENNETT SQUARE		8	1	11%	9
CVS PA10034POCT PITTSBURGH		9			9
LAB DISTRICT, INC		9			9
NORTHSIDE MEDICAL CENTER		9			9
MEDEXPRESS URGENT CARE - RICHMOND, NINE MILE RD		8	1	11%	9

COVID-19: testing by laboratory

Data through May 26, 2021 verified as of May 27, 2021 at 09:25 AM

Data in this report are provisional and subject to change.

The numbers in the table below represent the number of Florida and non-Florida residents for whom test results were received by the Department of Health. A person can be tested by more than one laboratory and can have both positive and negative results. **Therefore, the sum of the numbers in each column will be larger than the total number of people tested.**

Reporting lab	Inconclusive	Negative	Positive	Percent positive	Total
BAYFRONT HEALTH ST PETERSBURG		8	1	11%	9
NEMOURS CHILDREN'S PRIMARY CARE VERO BEACH			9	100%	9
CVS NJ862POCT MARLBORO		8	1	11%	9
WALGREENS #09304		7	2	22%	9
MIDMICHIGAN MEDICAL CENTER			9	100%	9
MINUTE CLINIC #8979		8	1	11%	9
WADSWORTH CENTER - DAVID AXELROD INSTITUTE		8	1	11%	9
MEDICANA NURSING AND REHAB CENTER			9	100%	9
TIFT REGIONAL HLTH SYSTEM, INC DBA SOU		9			9
RANDOLPH DIABETES AND WELLNESS		8	1	11%	9
FLORIDA MENTOR		7	2	22%	9
WESTCHESTER GENERAL HOSPITAL BLOOD GAS LAB			9	100%	9
CHAPTERS HEALTH HOSPICE		9			9
NORTHSIDE HOSPITAL		2	7	78%	9
SKR MEDICAL ADVISORS		9			9
INDIANA STATE DEPARTMENT OF HEALTH LABORATORIES			9	100%	9
SCHOOL OF PHARMACY AND PHARMACEUTICAL		9			9
MINUTE CLINIC DIAGNOSTIC OF PENNSYLVANIA		9			9
MARINA ISLE ASSISTED LIVING		9			9
CVS NC3853POCT BURLINGTON		7	2	22%	9
DASCENA LABORATORY			9	100%	9
Louis Stokes Cleveland VA - Midtown Dialysis Center		9			9
CVS MINUTE CLINIC DIAG OF IND LLC #5206		8	1	11%	9
PALM BAY URGENT CARE PL		1	8	89%	9
ORLANDO HEALTH PHYSICIAN GROUP INC		6	3	33%	9
CVS TX10016POCT PRINCETON		9			9
OUR HOME AT BEACON HILL			9	100%	9
TRINITY PEDIATRICS			9	100%	9
Baptist Village Retirement Communities		9			9
MEDEXPRESS URGENT CARE - STATE COLLEGE		7	2	22%	9
HARMONIOUS HOME HEALTH, LLC		9			9
MEDEXPRESS URGENT CARE - IRVING		9			9
CALIFORNIA DEPARTMENT OF PUBLIC HEALTH		3	6	67%	9
MEDEXPRESS URGENT CARE - HOT SPRINGS		9			9
ORLANDO FAMILY PHYSICIANS			9	100%	9
MINUTECLINIC DIAGNOSTIC OF KANSAS PA		9			9
CVS MA394POCT SEEKONK		9			9
MEDHELP NARROWS		9			9
SYNEXUS CLINICAL RESEARCH US INC		2	7	78%	9
MINUTECLINIC OF NEVADA-2955 S FT APACH		9			9
CANDLER HOSPITAL PATHOLOGY LABORATORY		7	2	22%	9
CVS OH3476POCT TIPP CITY		8	1	11%	9
GULF COAST PEDIATRICS OF SARASOTA PA		2	7	78%	9
FHPG_EXP CARE PALM HARBOR			9	100%	9
MIDWAY SPECIALTY CARE CENTER INC		9			9
JUPITER CLINIC			9	100%	9

COVID-19: testing by laboratory

Data through May 26, 2021 verified as of May 27, 2021 at 09:25 AM

Data in this report are provisional and subject to change.

The numbers in the table below represent the number of Florida and non-Florida residents for whom test results were received by the Department of Health. A person can be tested by more than one laboratory and can have both positive and negative results. **Therefore, the sum of the numbers in each column will be larger than the total number of people tested.**

Reporting lab	Inconclusive	Negative	Positive	Percent positive	Total
PEDIATRIC HEALTH CARE ALLIANCE			9	100%	9
Nashville Central Laboratory		9			9
MEDEXPRESS ELKINS		9			9
FLORIDA CENTER FOR DERMATOLOGY LABORATORY			9	100%	9
MINUTECLINIC LLC (2335)		8	1	11%	9
BRENNITY AT VERO BEACH, THE			9	100%	9
MOBILE RESPONSE DIAGNOSTICS LLC		8	1	11%	9
WINDSOR OF SAN PABLO, THE		6	3	33%	9
CIAN DIAGNOSTICS			9	100%	9
INSPIRED LIVING AT PALM BAY		7	2	22%	9
CVS CT718POCT ANSONIA		9			9
GCPM MANUAL MICROBIOLOGY		1	8	89%	9
MINUTECLINIC, LLC #1452		8	1	11%	9
MEDEXPRESS URGENT CARE - STAUNTON		5	4	44%	9
CVS MINUTE CLINIC DIAGNOSTIC OF NEW JERSEY		9			9
CVS CA9721POCT ARCADIA		9			9
CVS GA7064POCT STOCKBRIDGE		9			9
HEALTHY MINORS PEDIATRIC URGENT CARE		7	2	22%	9
SV DIAGNOSTIC LAB			9	100%	9
DIAGNOSTIC CLINIC		7	1	13%	8
MEDEXPRESS URGENT CARE - BLUEFIELD		7	1	13%	8
NORTHDALE REHABILITATION CENTER			8	100%	8
Northport VAMC		8			8
DOH JACKSONVILLE CENTRAL LABORATORY		3	5	63%	8
MEDEXPRESS URGENT CARE - EWING		8			8
MEDEXPRESS URGENT CARE - MT LEBANON		5	3	38%	8
INTERNAL MEDICINE ASSOCIATES OF JACKSON HOSPITAL			8	100%	8
PAUL GRECO MD CONCIERGE MEDICAL SERVICES PL		8			8
MEDEXPRESS URGENT CARE PORT HURON		7	1	13%	8
FOUNTAINVIEW BY FIVE STAR QUALITY CARE		7	1	13%	8
HENDRY REGIONAL CONVENIENT CARE CENTER			8	100%	8
VENTURA HEALTH AND REHABILITATION CENTER		7	1	13%	8
MEDEXPRESS URGENT CARE MORGANTOWN		8			8
Florida Clinical Laboratory		1	7	88%	8
TRUE HEALTH		5	3	38%	8
MINUTECLINIC MINUTECLINIC #921		7	1	13%	8
MINUTECLINIC DIAG OF IND LLC #1138		7	1	13%	8
NOVADX		2	6	75%	8
BIOTECH PHARMACEUTICAL GROUP LLC			8	100%	8
FLORIDA DIGESTIVE AND LIVER SPECIALIST		8			8
NEOGENOMICS LABORATORIES, INC		8			8
MINUTECLINIC, LLC #1796		7	1	13%	8
FLORIDA DIGESTIVE AND LIVER SPECIALISTS		7	1	13%	8
Robert Wood Johnson University Hospital		6	2	25%	8
MINUTECLINIC, LLC #03965		8			8
DR. PHILLIPS MEDICAL WELLNESS CENTER		4	4	50%	8

COVID-19: testing by laboratory

Data through May 26, 2021 verified as of May 27, 2021 at 09:25 AM

Data in this report are provisional and subject to change.

The numbers in the table below represent the number of Florida and non-Florida residents for whom test results were received by the Department of Health. A person can be tested by more than one laboratory and can have both positive and negative results. **Therefore, the sum of the numbers in each column will be larger than the total number of people tested.**

Reporting lab	Inconclusive	Negative	Positive	Percent positive	Total
MINUTECLINIC, LLC #05038		8			8
MINUTE-CLINIC DIAGNOSTIC OF VIRGINIA, LLC #794		7	1	13%	8
X-GENE MOLECULAR LABS		1	7	88%	8
MEDEXPRESS URGENT CARE - HUNTINGTON WE		8			8
DELTONA VA CBOC		7	1	13%	8
CVS PA2687POCT EXTON		8			8
Jewish Home of Rochester		8			8
WEXFORD HEALTH SOURCES INC		8			8
ST CLOUD PHYSICIAN MANAGMENT LLC		7	1	13%	8
MEDEXPRESS URGENT CARE, BUTLER		5	3	38%	8
FLORIDA DEPARTMENT OF HEALTH IN SARASOTA COUNTY		7	1	13%	8
DOCTOR'S IN HOUSE LAB			8	100%	8
MINUTECLINIC DIAG OF IND, LLC #6648		6	2	25%	8
LEWIS COUNTY MANOR		8			8
CVS PA1296POCT DREXEL HILL		6	2	25%	8
ENTRUST IMMEDIATE CARE			8	100%	8
CVS OH2518POCT COLUMBUS		7	1	13%	8
CVS NC5532POCT SUMMERFIELD		8			8
CVS SC4122POCT TAYLORS		8			8
PRIMBIO RESEARCH INSTITUTE LLC		8			8
CVS IN6713POCT BLOOMINGTON		8			8
CVS PA2582POCT SPRINGFIELD		6	2	25%	8
CAREPOINT CLINIC		5	3	38%	8
CVS SC4382POCT SPARTANBURG		8			8
SOUTHERN CORRECTIONAL MEDICINE LLC		8			8
The Grand at Rome Nursing and Rehabilitation		8			8
GALLUP INDIAN MEDICAL CENTER		8			8
Enterprise Health and Rehabilitation Center		8			8
VENICE REGIONAL MEDICAL CENTER			8	100%	8
DANIEL M LIBBY MD PLLC		8			8
NORTHSIDE HOSPITAL- CHEROKEE		6	2	25%	8
CVS CA9103POCT ESCONDIDO		8			8
MEDEXPRESS - WILMINGTON CONCORD PIKE		7	1	13%	8
CVS IL8744POCT BROOKFIELD		8			8
CVS AZ9210POCT SCOTTSDALE		8			8
DOCTOR'S IN-HOUSE LAB/COMMUNITY HEALTH CENTERS OF PINELLAS - CLEARWATE			8	100%	8
LOUISIANA DEPT OF HEALTH			8	100%	8
SEA LEVEL LABS			8	100%	8
GEISINGER MEDICAL CENTER		2	6	75%	8
CONSULATE HEALTH CARE		7	1	13%	8
MID-HUDSON VALLEY DIVISION OF WESTCHESTER MEDICAL		8			8
URGENT TEAM - MUSCLE SHOALS		8			8
CVS HEALTH, #1994		6	2	25%	8
FHCP-ORANGE CITY			8	100%	8
MINUTECLINIC DIAGNOSTIC OF VIRGINIA, LLC		8			8
BAPTIST OUTPATIENT			8	100%	8

COVID-19: testing by laboratory

Data through May 26, 2021 verified as of May 27, 2021 at 09:25 AM

Data in this report are provisional and subject to change.

The numbers in the table below represent the number of Florida and non-Florida residents for whom test results were received by the Department of Health. A person can be tested by more than one laboratory and can have both positive and negative results. **Therefore, the sum of the numbers in each column will be larger than the total number of people tested.**

Reporting lab	Inconclusive	Negative	Positive	Percent positive	Total
CLAY PRIMARY & FAMILY CARE LLC			8	100%	8
ALLINA HEALTH - ABBOTT NORTHWESTERN HOSPITAL		5	3	38%	8
ADVENTHEALTH MEDICAL GROUP ADULT AND SENIOR HEALTH		3	5	63%	8
KIS URGENT CARE			8	100%	8
FHMG_FM AND IM AVALON PARK		2	6	75%	8
SURGOINSVILLE PHARMACY		8			8
DOTHAN PEDIATRIC CLINIC			8	100%	8
GENE STREET LABORATORIES, LLC		6	2	25%	8
EXECUTIVE MEDICAL SERVICES		8			8
MEDEXPRESS URGENT CARE - CULPEPER		8			8
MAGNOLIA PEDIATRICS GROUP LLC			8	100%	8
CVS NJ836POCT RUNNEMEDE		8			8
CVS MD4371POCT OCEAN CITY		8			8
MINUTECLINIC DIAGNOSTIC OF KENTUCKY		8			8
YORK HOSPITAL: MICROBIOLOGY			8	100%	8
LOVELACE MEDICAL CENTER		8			8
ORMOND BEACH CENTRA CARE			8	100%	8
CVS CT750POCT ENFIELD		8			8
DEPARTMENT OF HEALTH- CITRUS COUNTY		1	7	88%	8
HARBORCHASE OF DR PHILLIPS		7	1	13%	8
AIRCARE INTERNATIONAL		7	1	13%	8
CVS NC7057POCT SHELBY		6	2	25%	8
MINUTECLINIC DIAGNOSTIC OF OHIO #7790		6	2	25%	8
CVS KY4779POCT LOUISVILLE		6	2	25%	8
COMPASSION PEDIATRICS		3	5	63%	8
CVS KY2332POCT GEORGETOWN		7	1	13%	8
UNIVERSITY OF WASHINGTON MEDICAL CENTER			8	100%	8
LEVY COUNTY SHERRIF'S DEPT			8	100%	8
MEDEXPRESS URGENT CARE - TARENTUM		6	2	25%	8
MEDEXPRESS URGENT CARE - HOLLINS		8			8
GOLISANO CHILDREN'S HOSPITAL OF SOUTHWEST FLORIDA		6	2	25%	8
Edward Hines, Jr. VA Hospital		7	1	13%	8
CVS IL8750POCT CHICAGO		6	2	25%	8
MINUTECLINIC DIAG OF IND, LLC #6910		8			8
MEDEXPRESS URGENT CARE - YORK		5	3	38%	8
BLOOMING GARDENS OF CARE INC		8			8
LAKE CONWAY URGENT CARE LLC		2	6	75%	8
ST CHARLES BEND LABORATORY		7	1	13%	8
CAPRONA GROUP HOME		2	6	75%	8
MEDEXPRESS URGENT CARE MURRYSVILLE		6	2	25%	8
TERENCE B MITCHELL MD, INC		4	4	50%	8
MARTHA A PRICE MD PA		3	5	63%	8
CIGNA ONSITE HEALTH LLC		2	6	75%	8
LONGWOOD FAMILY MEDICINE		2	6	75%	8
CVS ME329POCT PORTLAND		8			8
ALL CHILDREN'S HOSPITAL		1	7	88%	8

COVID-19: testing by laboratory

Data through May 26, 2021 verified as of May 27, 2021 at 09:25 AM

Data in this report are provisional and subject to change.

The numbers in the table below represent the number of Florida and non-Florida residents for whom test results were received by the Department of Health. A person can be tested by more than one laboratory and can have both positive and negative results. **Therefore, the sum of the numbers in each column will be larger than the total number of people tested.**

Reporting lab	Inconclusive	Negative	Positive	Percent positive	Total
JX REF LAB			8	100%	8
BENEVA LAKES HEALTHCARE & REHAB CENTER			8	100%	8
WYOMING COUNTY COMMUNITY HOSPITAL LABORATORY		8			8
CVS IN8669POCT INDIANAPOLIS		7	1	13%	8
CARE ATC - CITY OF BOYNTON BEACH	1	2	5	63%	8
VERMONT DEPARTMENT OF HEALTH		1	7	88%	8
PALM BEACH COUNTY HEALTH DEPARTMENT LABORATORY			8	100%	8
SARAH LAWRENCE COLLEGE HEALTH SERVICES		8			8
PARTNERS PHARMACY OF FLORIDA LLC		8			8
DORAL URGENT CARE			8	100%	8
CVS NV9841POCT RENO		4	4	50%	8
PANCARE HEALTH - KATE SMITH ELEMENTARY		1	7	88%	8
CVS SC2250POCT COLUMBIA		8			8
MINUTECLINIC DIAGNOSTIC OF VIRGINIA, LLC #1980		6	2	25%	8
HEALTHMARK REGIONAL HOSPITAL LAB		4	4	50%	8
ROBERT WOOD JOHNSON HOSPITAL		7	1	13%	8
OHIO DEPARTMENT OF HEALTH			8	100%	8
VIERA PEDIATRICS		2	6	75%	8
UPS		6	2	25%	8
BROWNE MEDICAL LLC		6	2	25%	8
APEX HOME HEALTH CARE		7	1	13%	8
MEDEXPRESS URGENT CARE-PASADENA		8			8
MEDEXPRESS URGENT CARE - CLARKSBURG		7	1	13%	8
THE WOLFF CENTER FOR CHILD & ADOLESCENT HEALTH			8	100%	8
SHEEPSHEAD BAY URGENT CARE		8			8
PBC FOUND CARE INC			8	100%	8
ATLANTIC CONSOLIDATED LABORATORY		8			8
ELEVATION HEALTH LABORATORY		8			8
MEDEXPRESS URGEN CARE - EAST BRUNSWICK		8			8
PUTNAM COUNTY EMERGENCY RESCUE SERVICE		5	3	38%	8
GREENVILLE MEMORIAL HOSPITAL LAB			8	100%	8
HERNANDO PASCO HOSPICE INC		7	1	13%	8
INTERNAL MEDICINE AND AESTHETICS OF NAPLES LLC		8			8
HUNTINGTON VILLAGE URGENT CARE		8			8
CVS OH2543POCT CANFIELD		5	3	38%	8
CHIEFLAND MEDICAL CENTER		1	7	88%	8
WIREGRASS MEDICAL CENTER			8	100%	8
WHITE SANDS OUTPATIENT SERVICES (WSOP SERVICES LLC)		8			8
ADVANCED RESEARCH FOR HEALTH IMPROVEMENT		6	2	25%	8
PREMIER MEDICAL CLINIC		6	2	25%	8
SYLVESTER AT PLANTATION LABORATORY		7	1	13%	8
MINUTECLINIC DIAGNOSTICS OF IND LLC		5	3	38%	8
LIFE CARE CITRUS COUNTY			8	100%	8
PROVIDENCE LABORATORY SERVICES		8			8
Rutgers Health Rwj University Hospital - Laboratory		5	3	38%	8
MEDEXPRESS URGENT CARE - MIDLOTHIAN		7	1	13%	8

COVID-19: testing by laboratory

Data through May 26, 2021 verified as of May 27, 2021 at 09:25 AM

Data in this report are provisional and subject to change.

The numbers in the table below represent the number of Florida and non-Florida residents for whom test results were received by the Department of Health. A person can be tested by more than one laboratory and can have both positive and negative results. **Therefore, the sum of the numbers in each column will be larger than the total number of people tested.**

Reporting lab	Inconclusive	Negative	Positive	Percent positive	Total
CVS MA634POCT KINGSTON		6	2	25%	8
SOMA MEDICAL CENTER PA #3 GREENACRES			8	100%	8
MCR HEALTH LAWTON CHILES ADMINISTRATION STE A		1	7	88%	8
MEDEXPRESS URGENT CARE - GLENDALE		8			8
ALLEGRO - TAMPA	1	4	3	38%	8
LAB UNKNOW		6	2	25%	8
NEW YORK PHYSICIANS LLP		8			8
BARTON PARKER OD PC		8			8
WELLIGENT		1	7	88%	8
ST. JOSEPH HOSPITAL AND HEALTH CARE INC.			8	100%	8
GENEUS DIAGNOSTICS			8	100%	8
COMPASSION PEDIATRIC URGENT CARE LLC		2	6	75%	8
HOLY NAME MEDICAL CENTER	1	6	1	13%	8
SALINE CARE NURSING & REHABILITATION CENTER		8			8
SLOPESIDE LABS AND TESTING, LLC - THE HIDEOUT AT BUTTERMILK MOUNTAIN		8			8
HACKENSACK UNIV MED CTR-PATHOLOGY DEPT		8			8
CVS PA813POCT RICHBORO		8			8
TRUSTBRIDGE			8	100%	8
DOTHAN WEST FAMILY MEDICINE		5	2	29%	7
Wilkes-Barre VAMC		7			7
MINUTECLINIC DIAGNOSTIC OF OHIO #6147		6	1	14%	7
YAZJI PEDIATRIC CARE LLC DBA TUKA PEDIATRICS			7	100%	7
ABBAY MANOR RETIREMENT RESIDENCE INC		7			7
CVS IN7653POCT EVANSVILLE		6	1	14%	7
CARESOUTH HHA HOLDINGS OF TALLAHASSEE LLC		7			7
GARDENS PEDIATRICS			7	100%	7
Parkside Villa		7			7
PALM BEACH DIGESTIVE ASSOCIATES			7	100%	7
PELICAN LANDING		1	6	86%	7
UPMC HEALTH SYSTEM		4	3	43%	7
CVS PA5241POCT CHALFONT		7			7
MEDEXPRESS URGENT CARE-MUNCIE		7			7
KENDALL REGIONAL MEDICAL CNTR			7	100%	7
NOVANT HEALTH INPATIENT CARE		2	5	71%	7
GAINESVILLE PEDIATRIC ASSOCIATES		1	6	86%	7
DIXIE COUNTY EMERGENCY SERVICES		1	6	86%	7
CVS NE5714POCT OMAHA		6	1	14%	7
CAPITAL HEALTH PLAN LABORATORIES			7	100%	7
WOMENS CARE FLORIDA LLC		5	2	29%	7
WELLMED AT FORT PIERCE		5	2	29%	7
PERSONAL PHYSICIAN CARE PA			7	100%	7
DELAWARE DEPARTMENT OF HEATH		6	1	14%	7
NYU WINTHROP HOSPITAL PATHOLOGY		7			7
THE PALMS REHABILITATION AND HEALTHCARE CENTER		5	2	29%	7
CVS NH1004POCT SALEM		6	1	14%	7
HOLY GARDEN ALF, INC.		7			7

COVID-19: testing by laboratory

Data through May 26, 2021 verified as of May 27, 2021 at 09:25 AM

Data in this report are provisional and subject to change.

The numbers in the table below represent the number of Florida and non-Florida residents for whom test results were received by the Department of Health. A person can be tested by more than one laboratory and can have both positive and negative results. **Therefore, the sum of the numbers in each column will be larger than the total number of people tested.**

Reporting lab	Inconclusive	Negative	Positive	Percent positive	Total
CVS NH6596POCT HAMPTON		7			7
MEDEXPRESS - COLLINSVILLE BELT LINE		5	2	29%	7
TAMPA FAMILY HEALTH CENTER		1	6	86%	7
MEDEXPRESS - NEWARK		7			7
MEDEXPRESS URGENT CARE-DUBOIS		7			7
JUPITER ISLAND PUBLIC SAFETY		5	2	29%	7
PIEDMONT FAYETTE HOSPITAL		5	2	29%	7
Bon Secours Place		6	1	14%	7
DIAGNOSTIC & MEDICAL SPECIALISTS OF GREENWICH		5	2	29%	7
CVS MINUTE CLINIC DIAGNOSTIC OF TEXAS		6	1	14%	7
CVS MI8049POCT WATERFORD		6	1	14%	7
PANCARE HEALTH - HOSFORD SCHOOL			7	100%	7
STVHCS - Dental Outpatient Clinic		7			7
MAXHEALTH		5	2	29%	7
OCALA REGIONAL KIDNEY CENTER EAST		2	5	71%	7
DOCTORS OFFICE OF NEW JERSEY		7			7
CVS MA929POCT FRANKLIN		7			7
Thermopolis Rehabilitation Wellness		7			7
MIAMI BEACH COMMUNITY HEALTH CENTER INC			7	100%	7
FLORIDA HOSPITAL KISSIMMEE		4	3	43%	7
MINUTECLINIC DIAGNOSTIC OF WISCONSIN, LLC		6	1	14%	7
MEDEXPRESS URGENT CARE - LOGAN		7			7
CAMELLIA AT DEERWOOD		2	5	71%	7
WATAUGA MEDICAL CENTER		4	3	43%	7
KINGSTON RESIDENCE OF MARION		7			7
AVON PARK PEDIATRICS			7	100%	7
PURECARE PHARMACY		6	1	14%	7
SOUTHEAST GEORGIA HEALTH SYSTEM, INC D		7			7
CVS NV2928POCT LAS VEGAS		7			7
KANSAS DEPARTMENT OF HEALTH		2	5	71%	7
METHODIST HEALTHCARE UNIVERSITY HOSPIT		7			7
FLORIDA DEPARTMENT OF HEALTH IN MIAMI DADE COUNTY		5	2	29%	7
BETH ISRAEL DEACONESS MEDICAL CENTER			7	100%	7
MANATEE MEMORIAL HOSPITAL CLINICAL LABORATORY			7	100%	7
NU WAVE MEDICAL CENTER			7	100%	7
MEDEXPRESS - NEW CASTLE, DUPONT HWY		6	1	14%	7
LEE COUNTY HEALTH DEPARTMENT		4	3	43%	7
PROGRESS PHARMACY INC		2	5	71%	7
MINUTECLINIC DIAGNOSTIC OF OHIO #6192		7			7
CVS TN6414POCT SMYRNA		5	2	29%	7
BOONE DRUG & HEALTHCARE AT DEERFIELD			7	100%	7
CRESTWOOD MEDICAL CENTER		5	2	29%	7
MINUTECLINIC DIAG OF IND, LLC #6472		7			7
DEPARTMENT OF HEALTH AND HUMAN SERVICES STATE OF NEW HAMPSHIRE			7	100%	7
COMMUNITY HEALTH CENTERS OF PINELLAS, INC		4	3	43%	7
BAYCARE MEDICAL GROUP, INC		6	1	14%	7

COVID-19: testing by laboratory

Data through May 26, 2021 verified as of May 27, 2021 at 09:25 AM

Data in this report are provisional and subject to change.

The numbers in the table below represent the number of Florida and non-Florida residents for whom test results were received by the Department of Health. A person can be tested by more than one laboratory and can have both positive and negative results. **Therefore, the sum of the numbers in each column will be larger than the total number of people tested.**

Reporting lab	Inconclusive	Negative	Positive	Percent positive	Total
CVS OH3329POCT LAKEWOOD		6	1	14%	7
Ocoee Health Care Center		7			7
SOUTH COM HEALTH CLINIC, DEPT. OF THE ARMY		7			7
MINUTECLINIC MINUTECLINIC #3665		7			7
MEDEXPRESS URGENT CARE - BECKLEY		5	2	29%	7
COMPLETE FAMILY CARE, LLC/UNIVERSITY OF SAINT MARY		7			7
MINUTE CLINIC LLC #1831		7			7
MEDEXPRESS URGENT CARE-HERSHEY		6	1	14%	7
EL PARAISO HOME INC		7			7
MEDHELP TRUSSVILLE		6	1	14%	7
TESTD			7	100%	7
GUTHRIE CORNING HOSPITAL LABORATORY		7			7
CARENOW URGENT CARE-MADISON		7			7
CVS SC5550POCT CLOVER		6	1	14%	7
POWERS PEDIATRICS			7	100%	7
EASTERN FLORIDA STATE COLLEGE - PALM BAY CAMPUS□			7	100%	7
MINUTECLINIC DIAG OF IND LLC #6840		6	1	14%	7
ALL4KIDZ PEDIATRICS LLC		4	3	43%	7
MIAMI RESCUE MISSION CLINIC INC			7	100%	7
MEDEXPRESS URGENT CARE - PRINCETON		6	1	14%	7
PENN MEDICINE PRINCETON MEDICAL CENTER		6	1	14%	7
TREASURE COAST INFECTIOUS DISEASE CONSULTANTS		4	3	43%	7
MIDDLEBURG VA CBOC		5	2	29%	7
PEDIATRICS OF CENTRAL FLORIDA		5	2	29%	7
MEDEXPRESS URGENT CARE PENNSVILLE		5	2	29%	7
WILDLIGHT LAB			7	100%	7
MINUTECLINIC DIAGNOSTIC OF OHIO #2964		7			7
SPRINGHILL MEMORIAL HOSPITAL		7			7
CVS TN7698POCT KNOXVILLE		7			7
FAMILY MEDICINE MEDICAL DRIVE		7			7
MINUTE CLINIC DIAGNOSTIC OF VIRGINIA, LLC #6292		6	1	14%	7
PENINSULA CARE AND REHABILITATION CENTER			7	100%	7
FLORIDA CANCER SPECIALISTS & RESEARCH INSTITUTE		6	1	14%	7
DEVANSH LAB WERKS		1	6	86%	7
RIVER OAKS TREATMENT CENTER			7	100%	7
HELIX MEDICAL CENTERS		1	6	86%	7
FARRIOR FACIAL PLASTIC SURGERY		7			7
MINUTECLINIC DIAGNOSTIC OF NEVADA-9586		6	1	14%	7
CVS CA9823POCT SACRAMENTO		6	1	14%	7
TRUE HEALTH DIAGNOSTICS		1	6	86%	7
ST. LUCIE COUNTY HEALTH DEPARTMENT		5	2	29%	7
MEDEXPRESS URGENT CARE-NESHANNOCK TWP		6	1	14%	7
ADVENTHEALTH MEDICALGROUP PEDIATRICS AT ORLANDO		7			7
Lenox on the Lake			7	100%	7
GOPATH LABORATORIES			7	100%	7
LAWTON CHILES HEALTH CENTER		1	6	86%	7

COVID-19: testing by laboratory

Data through May 26, 2021 verified as of May 27, 2021 at 09:25 AM

Data in this report are provisional and subject to change.

The numbers in the table below represent the number of Florida and non-Florida residents for whom test results were received by the Department of Health. A person can be tested by more than one laboratory and can have both positive and negative results. **Therefore, the sum of the numbers in each column will be larger than the total number of people tested.**

Reporting lab	Inconclusive	Negative	Positive	Percent positive	Total
NORTH FLORIDA MEDICAL CENTERS INC		1	6	86%	7
CENTRAL JERSEY URGENT CARE OF BROWN MI		7			7
SUNSHINE LABORATORY LLC		7			7
CVS GA5637POCT VILLA RICA		6	1	14%	7
OCALA FAMILY MEDICAL CENTER		7			7
NIBHA MEDIRATTA MD PL			7	100%	7
QUE		4	3	43%	7
CVS MA447POCT NORTHAMPTON		5	2	29%	7
DOCTORS HOSPITAL OF AUGUSTA		7			7
ADVENT HEALTH APOPKA		3	4	57%	7
The Oaks of Clearwater		7			7
CVS IL5797POCT CAROL STREAM		7			7
CVS GA5622POCT DALLAS		5	2	29%	7
PEDIATRICS URGENT CARE, LLC			7	100%	7
Mitchell Hollingsworth Nursing and Rehab		7			7
CVS MA957POCT WEST SPRINGFIELD		7			7
BROOKDALE LAKE ORIENTA			7	100%	7
MD NOW MEDICAL CENTER			7	100%	7
MINUTECLINIC, LLC #1431		6	1	14%	7
LYNMOORE,THE		7			7
BETHESDA COMMUNITY HEALTH CENTER			7	100%	7
GRACE WELLNESS CENTER LLC		6	1	14%	7
IRL MARKET LAB			7	100%	7
CVS OH10893POCT PARMA		4	3	43%	7
CVS TX8322POCT AUSTIN		7			7
COVID TESTING LLC			7	100%	7
NEMOURS CHILDREN'S HOSPITAL			7	100%	7
ADVENTHEALTH CELEBRATION EMPLOYEE CLINIC		7			7
LIZS ADULT CARE		7			7
Hiawatha Care Center		7			7
MEDEXPRESS URGENT CARE-SCOTT TOWNSHIP		6	1	14%	7
FRESENIUS KIDNEY CARE FORT WALTON BEACH			7	100%	7
FLORIDA PREMIER MEDICAL CARE PA			7	100%	7
PRINCETON BMC LABORATORY		6	1	14%	7
HEARTLAND PEDIATRICS OF LAKE PLACID			7	100%	7
CVS NJ837POCT MARLTON		7			7
NELSON BIOLOGICAL			7	100%	7
IAN C BOYKIN MD		4	3	43%	7
USCG SECTOR ST PETE		3	4	57%	7
MEDEXPRESS URGENT CARE - WEIRTON		7			7
PALM GARDEN OF SUN CITY			7	100%	7
NEMOURS CHILDRENS, LAKE NONA			7	100%	7
CVS NM8918POCT ALBUQUERQUE		7			7
CVS CA8850POCT HUNTINGTON BEACH		6	1	14%	7
EXPICARE NURSING AGENCY, INC		5	2	29%	7
VICTORIAN MANOR		2	5	71%	7

COVID-19: testing by laboratory

Data through May 26, 2021 verified as of May 27, 2021 at 09:25 AM

Data in this report are provisional and subject to change.

The numbers in the table below represent the number of Florida and non-Florida residents for whom test results were received by the Department of Health. A person can be tested by more than one laboratory and can have both positive and negative results. **Therefore, the sum of the numbers in each column will be larger than the total number of people tested.**

Reporting lab	Inconclusive	Negative	Positive	Percent positive	Total
Englewood Health Care Center		7			7
APC PEDIATRICS			7	100%	7
CVS OH3080POCT HUBER HEIGHTS		6	1	14%	7
HEALTH CARE LABORATORY SERVICES		1	6	86%	7
CVS MA2401POCT MARSHFIELD		6	1	14%	7
GENTRY PARK ORLANDO ASSISTED LIVING		6	1	14%	7
CVS PA1379POCT LANSDALE		6	1	14%	7
MOUNT SINAI BROOKLYN LABORATORY		6	1	14%	7
LAKE NONA PEDIATRICS IN ASSOCIATION WITH NEMOURS		5	2	29%	7
MEDEXPRESS URGENT CARE, CHAMBERSBURG		6	1	14%	7
Kennedy University Hospital		6	1	14%	7
DALLAS COUNTY HEALTH AND HUMAN SERVICES			7	100%	7
BLACK STALLION WALK IN AND EXERCISE CLINICS LLC		4	3	43%	7
DOCTORS CLINICAL LABORATORY, INC		5	2	29%	7
CVS TX10140POCT THE WOODLANDS		6	1	14%	7
MINUTECLINIC, LLC (CLINIC 10928)		7			7
KIDS CORNER PEDIATRICS PLLC		6	1	14%	7
GRACE REHABILITATION CENTER OF VERO BEACH		4	3	43%	7
EASTSIDE MEDICAL CENTER		6	1	14%	7
FLORIDA HOSPITAL APOPKA		6	1	14%	7
BRADENTON PHYSICIANS MEDICAL CENTER			7	100%	7
NON-US			7	100%	7
MORGAN STANLEY HEALTH CENTER		7			7
SAN DIEGO COUNTY PUBLIC HEALTH LAB			7	100%	7
ECLRS		2	5	71%	7
WALGREENS # 04440		6	1	14%	7
CVS SC5479POCT INDIAN LAND		6	1	14%	7
CVS CA9751POCT AGOURA		7			7
SUPERIOR RESIDENCES AT CALA HILLS		7			7
LEPE'S HOUSE			7	100%	7
CVS MA2600POCT WEYMOUTH		6	1	14%	7
CARENOW URGENT CARE-SOUTHLAKE			7	100%	7
OPTUM PRIMARY CARE - FOUNTAIN OAKS		3	4	57%	7
PROHEALTH MED		2	5	71%	7
BELL-MINOR HOME		7			7
CVS NJ2815POCT E BRUNSWICK		5	2	29%	7
MANATEE PEDIATRICS			7	100%	7
DOCTOR'S IN-HOUSE LAB/COMMUNITY HEALTH CENTERS OF PINELLAS -PINELLAS P			7	100%	7
BALTIMORE CITY HEALTH DEPT COMMUNICABLE DISEASES AND EPIDEMIOLOGY			7	100%	7
PARADISE VILLA ALF INCORPORATED		7			7
MINUTECLINIC DIAG OF IND LLC #6998		6	1	14%	7
LAKE CITY CORRECTIONAL FACILITY			7	100%	7
CVS IN6572POCT INDIANAPOLIS		6			6
LAKEVIEW TERRACE HOME HEALTH SERVICES LLC			6	100%	6
DOCS URGENT CARE		1	5	83%	6
ADERHOLT MEDICAL, LLC		6			6

COVID-19: testing by laboratory

Data through May 26, 2021 verified as of May 27, 2021 at 09:25 AM

Data in this report are provisional and subject to change.

The numbers in the table below represent the number of Florida and non-Florida residents for whom test results were received by the Department of Health. A person can be tested by more than one laboratory and can have both positive and negative results. **Therefore, the sum of the numbers in each column will be larger than the total number of people tested.**

Reporting lab	Inconclusive	Negative	Positive	Percent positive	Total
FLORIDA HEALTH CARE PLANS STIRLING CENTER			6	100%	6
CVS TX2263POCT SAN ANTONIO		6			6
MOBILE HEALTH MEDICAL SERVICES PC		6			6
LIFEGUARD URGENT CARE			6	100%	6
BAYCARE ALLIANT HOSPITAL			6	100%	6
Kroger 673 - The Little Clinic Dallas		5	1	17%	6
MEDEXPRESS URGENT CARE SHADYSIDE		5	1	17%	6
RAPID MEDLAB (004MO)		5	1	17%	6
CARNEGIE HILL PEDIATRICS LLP		5	1	17%	6
Samuel S. Stratton VAMC		6			6
KEISER UNIVERSITY		6			6
Home Health Care Clinic		5	1	17%	6
JERSEY SHORE MEDICAL CENTER		6			6
CLINICAL LABORATORIES OF THE BUFFALO		5	1	17%	6
DISCOVERY VILLAGE AT DEERWOOD			6	100%	6
APALACHEE CENTER INC		4	2	33%	6
CVS OH2486POCT NILES		4	2	33%	6
SAINT PETER'S UNIVERSITY HOSPITAL		6			6
MINUTECLINIC DIAG OF IND, LLC #6553		6			6
CVS MO5655POCT LIBERTY		3	3	50%	6
QUATRACOR PLLC		6			6
HEARTLAND HOME HEALTH CARE		6			6
MINUTECLINIC DIAGNOSTIC OF TN PC #442		4	2	33%	6
MED EXPRESS URGENT CARE PC - MARYLAND		5	1	17%	6
PARADIGM LABORATORIES			6	100%	6
HILLSBOROUGH COUNTY HEALTH DEPARTMENT			6	100%	6
WEST COCOA PHARMACY		3	3	50%	6
MINUTECLINIC DIAG OF IND, LLC #8645		6			6
LUMADOC HEALTH		4	2	33%	6
MINUTECLINIC DIAG OF IND, LLC #6483		4	2	33%	6
VALSPAR CHAMPIONSHIP		6			6
IVY ROSEN MD PLLC		6			6
CAPE REGIONAL URGENT CARE MARMORA		5	1	17%	6
JOSEF SCHENKER, MD, PC		6			6
St. Josephs Hospital		4	2	33%	6
CVS IL8753POCT CHICAGO		6			6
CVS MN663POCT APPLE VALLEY		5	1	17%	6
CVS IL1170POCT JOLIET		6			6
SIGNATURE URGENT CARE			6	100%	6
MARIANNA CBOC		6			6
WELLSTAR DOUGLAS HOSPITAL LABORATORY		6			6
HOLLY HILL HOME INFUSION SERVICE		5	1	17%	6
MEDEXPRESS URGENT CARE PLEASANT HILLS		5	1	17%	6
QUICK CARE MED WALK IN AND URGENT CARE			6	100%	6
MEDEXPRESS URGENT CARE - VINELAND S MA		6			6
DAVISON HEALTH CENTER WESLEYAN UNIVERS		6			6

COVID-19: testing by laboratory

Data through May 26, 2021 verified as of May 27, 2021 at 09:25 AM

Data in this report are provisional and subject to change.

The numbers in the table below represent the number of Florida and non-Florida residents for whom test results were received by the Department of Health. A person can be tested by more than one laboratory and can have both positive and negative results. **Therefore, the sum of the numbers in each column will be larger than the total number of people tested.**

Reporting lab	Inconclusive	Negative	Positive	Percent positive	Total
CVS MO10053POCT SAINT PETERS		6			6
PRESBYTERIAN HOME		6			6
TULLAHOMA HMA, LLC		5	1	17%	6
CVS NJ2508POCT MANALAPAN		6			6
CVS NATIONAL HARBOR MD2297714CV		6			6
BROOKDALE CLERMONT			6	100%	6
MINUTECLINIC, DIAGNOSTIC OF TEXAS, LLC		6			6
FIVE TOWNS PREMIER REHABILITATION AND, THE		6			6
MERCY COLLEGE HEALTH OFFICE		6			6
ATLANTIC COMMUNITY HIGH SCHOOL		5	1	17%	6
CVS AZ5026POCT MESA		6			6
MEDEXPRESS URGENT CARE - LEDGEWOOD		5	1	17%	6
LRHS Southeastern University		4	2	33%	6
RHEA MEDICAL CENTER		6			6
CONCENTRA - ORLANDO SOUTH II		5	1	17%	6
MEDEXPRESS URGENT CARE - MBURG COMMONS		5	1	17%	6
MINUTECLINIC DIAGNOSTIC OF NH, LLC (CL		5	1	17%	6
Army Residence Community		5	1	17%	6
CVS NC2771POCT CLAYTON		5	1	17%	6
SOLLIS HEALTH			6	100%	6
CVS NE8615POCT LINCOLN		5	1	17%	6
Park Ridge Nursing Center		3	3	50%	6
ST LUKES HOSPITAL LABORATORY		2	4	67%	6
CITIZENS BAPTIST MEDICAL CENTERS LAB		5	1	17%	6
FLORIDA MEDICAL SPECIALISTS		2	4	67%	6
STARMED FAMILY & URGENT CARE			6	100%	6
AMERICAN HEALTH ASSOC. LABORATORY SOUTH		4	2	33%	6
MEDEXPRESS URGENT CARE - ROCKAWAY		6			6
IMA MEDICAL CENTER OF WEST TAMPA		3	3	50%	6
ARLINGTON OF NAPLES		6			6
CVS MA654POCT ACTON		6			6
VA OUTPATIENT PHARMACY			6	100%	6
MEDNOW URGENT CARE		3	3	50%	6
ALVARO J DANGOND MD PA		4	2	33%	6
REGIONAL MEDICAL CENTER BAYONET POINT			6	100%	6
CVS MINUTE CLINIC DIAGNOSTIC MED GRP		6			6
MEDICAL CENTER AT OCEAN REEF		1	5	83%	6
WALGREENS SARASOTA		5	1	17%	6
FIFTH AVENUE PEDIATRICS		3	3	50%	6
ELITE MD GROUP INC		2	4	67%	6
THE LITTLE CLINIC			6	100%	6
MINUTECLINIC DIAGNOSTIC OF OHIO #6139		6			6
AARK LABORATORY		6			6
RIVER CITY PRIMARY AND URGENT CARE			6	100%	6
URGENT CARE HOUSECALLS PA		5	1	17%	6
LPG COCONUT POINT - FAMILY/ INTERNAL MEDICINE		6			6

COVID-19: testing by laboratory

Data through May 26, 2021 verified as of May 27, 2021 at 09:25 AM

Data in this report are provisional and subject to change.

The numbers in the table below represent the number of Florida and non-Florida residents for whom test results were received by the Department of Health. A person can be tested by more than one laboratory and can have both positive and negative results. **Therefore, the sum of the numbers in each column will be larger than the total number of people tested.**

Reporting lab	Inconclusive	Negative	Positive	Percent positive	Total
PUTNAM HOSPITAL CENTER LABORATORY		6			6
CLINICAL ASSOCIATES OF ORLANDO LLC		6			6
ADVENT HEALTH - TUSKAWILLA		4	2	33%	6
RANDOLPH COUNTY HEALTH & REHABILITATIO		6			6
UW MEDICINE VIROLOGY LAB			6	100%	6
MINUTECLINIC DIAGNOSTIC OF TEXAS, LLC #7435		4	2	33%	6
TAMIAMI LAB MILLENIUM			6	100%	6
Advanced Care Center			6	100%	6
ASCENSION ST VINCENT'S CLAY COUNTY			6	100%	6
CHILDREN'S HOSPITAL OF PHILADELPHIA		5	1	17%	6
MEDEXPRESS URGENT CARE - SUMMERSVILLE, WEBSTER RD		6			6
XPRESS URGENT CARE LLC		6			6
TEXAS MEDCLINIC			6	100%	6
UT SOUTHWESTERN MEDICAL CENTER			6	100%	6
HELIX KH UC		1	5	83%	6
CURATIVE TEXAS			6	100%	6
CURATIVE CARE CENTER INC		1	5	83%	6
BROOKDALE AVONDALE (BU 04360)			6	100%	6
SANTOS REHABILITATION CENTER INC			6	100%	6
MASSACHUSETTS PIRATES, LLC		6			6
BNR PHARMACY INC		6			6
NORTH FLORIDA PEDIATRICS JASPER			6	100%	6
MINUTECLINIC DIAGNOSTIC OF PA LLC		6			6
QUENTIN N BURDICK MEMORIAL HEALTH CARE		6			6
MEDEXPRESS URGENT CARE - NORTH LITTLE		5	1	17%	6
CAREWELL 301 - WARWICK			6	100%	6
MARSHALL MEDICAL CENTER SOUTH LAB		5	1	17%	6
ELIAS KANAAN MD PA		6			6
CAREMOUNT MEDICAL PC		6			6
WELLPATH		5	1	17%	6
RIVERVIEW ALF OPERATOR LLC		1	5	83%	6
MEDEXPRESS URGENT CARE - WAXAHACHIE, N HIGHWAY 77		4	2	33%	6
HUNTERS CREEK PEDIATRICS		6			6
GENESIS FAMILY PRACTICE		3	3	50%	6
ST VINCENTS AMBULATORY CARE INC		3	3	50%	6
FLORIDA DEPARTMENT OF HEALTH SEMINOLE COUNTY		1	5	83%	6
CONCENTRA			6	100%	6
SMOKY MOUNTAIN URGENT CARE AND FAMILY MEDICINE CENTER			6	100%	6
FAMILY TREE PRIMARY CARE		5	1	17%	6
CVS AZ929OPOCT PHOENIX		5	1	17%	6
GIEBEIG FAMILY MEDICINE PA			6	100%	6
UNILAB OF DADE INC			6	100%	6
OCHSNER MEDICAL CENTER			6	100%	6
Northwell Lab		2	4	67%	6
UF HEALTH PATHOLOGY LABORATORIES			6	100%	6
PLEASANTVILLE OF SEBASTIAN LLC			6	100%	6

COVID-19: testing by laboratory

Data through May 26, 2021 verified as of May 27, 2021 at 09:25 AM

Data in this report are provisional and subject to change.

The numbers in the table below represent the number of Florida and non-Florida residents for whom test results were received by the Department of Health. A person can be tested by more than one laboratory and can have both positive and negative results. **Therefore, the sum of the numbers in each column will be larger than the total number of people tested.**

Reporting lab	Inconclusive	Negative	Positive	Percent positive	Total
CVS OK6225POCT EDMOND		6			6
OVIEDO CHILDRENS HEALTH CENTER LLC		1	5	83%	6
WELLSTREET - PONCE DE LEON		6			6
PREMIER FAMILY HEALTH PA			6	100%	6
PATIENT FIRST - ALLENTOWN			6	100%	6
ANTHONY-BROWN PHARMACY		6			6
PHYSICIANS URGENT CARE BERRY FARMS		4	2	33%	6
CELAL GUROL ERBAY, MD			6	100%	6
BROWARD COUNTY HEALTH DEPT.			6	100%	6
SOUTHEASTERN DERMATOLOGY GROUP PA		5	1	17%	6
MEDEXPRESS URGENT CARE-PITTSFIELD		6			6
MANORCARE HEALTH SERVICES			6	100%	6
ManorCare Rehabilitation Center- Decatur		6			6
BOCA VIPEDIATRICS			6	100%	6
THE WINDSOR OF OCALA		2	4	67%	6
OURMED		5	1	17%	6
PALMETTO HEALTH ALLIANCE		3	3	50%	6
CARL R DARNALL ARMY MEDICAL CENTER			6	100%	6
WOODHULL MEDICAL AND MENTAL HEALTH CTR		6			6
WAKEMED		1	5	83%	6
SARASOTA IMMEDIATE CARE			6	100%	6
CVS MA920POCT CLINTON		6			6
GENEVA GENERAL HOSPITAL LABORATORY		4	2	33%	6
MEDEXPRESS URGENT CARE - WILKES BARRE		5	1	17%	6
WG WINDSOR WOODS SH LLC		6			6
CVS TX7821POCT LEAGUE CITY		6			6
CVS IN6605POCT INDIANAPOLIS		5	1	17%	6
CULLMAN REGIONAL URGENT CARE		5	1	17%	6
ADVENT HEALTH MEDICAL GROUP		5	1	17%	6
MAXCARE CLINIC			6	100%	6
PENN NURSING CENTER		6			6
BRIGHT HEALTH CLINIC CORP			6	100%	6
PRINCIPLE HOSPICE SERVICE, LLC		1	5	83%	6
CDRX INFUSION			6	100%	6
CVS AZ33POCT TEMPE		6			6
CVS OH3393POCT AURORA		5	1	17%	6
ST BARNABAS HOSPITAL		6			6
WELLMED AT APOLLO BEACH BLVD		4	2	33%	6
FLORIDA HEALTHCARE OF ORLANDO		1	5	83%	6
PIEDMONT NEWNAN HOSPITAL		5	1	17%	6
RURAL HEALTH CARE INC			6	100%	6
ELITE MEDICAL CENTER		1	5	83%	6
FLORIDA MEDICAL CLINIC -INTERNAL MED DADE CITY			6	100%	6
MINUTECLINIC, LLC #07852		5	1	17%	6
MC DIAGNOSTIC OF CONNECTICUT, PC #252		5	1	17%	6
FLORIDA WOMAN CARE LABORATORY			6	100%	6

COVID-19: testing by laboratory

Data through May 26, 2021 verified as of May 27, 2021 at 09:25 AM

Data in this report are provisional and subject to change.

The numbers in the table below represent the number of Florida and non-Florida residents for whom test results were received by the Department of Health. A person can be tested by more than one laboratory and can have both positive and negative results. **Therefore, the sum of the numbers in each column will be larger than the total number of people tested.**

Reporting lab	Inconclusive	Negative	Positive	Percent positive	Total
QUALITY MEDICAL CARE			6	100%	6
FAMILY CARE MEDICAL CENTER			6	100%	6
ADVANCED URGENT CARE OF MARATHON		1	5	83%	6
COMPUNET CLINICAL LAB			6	100%	6
ST LUKE'S BOISE REGIONAL MEDICAL CENTER		6			6
RUSH UNIVERSITY MEDICAL CENTER LABORATORY			6	100%	6
CENTRAL FLORIDA PRIMARY CARE			6	100%	6
PUBLIC HEALTH LAB		6			6
RADEAS			6	100%	6
AMERICAN EAGLE LEESBURG AL LLC DBA VISTA LAKE			6	100%	6
CVS GA2279POCT SUWANEE		6			6
UNC HOSPITAL/MCLENDON CLINICAL LABORATORIES			6	100%	6
FHPG FAMILY MEDICAL CENTER OF TAMPA BAY		1	5	83%	6
AMERICAN MEDICAL RESPONSE - DENVER		3	3	50%	6
ENIGMA DIAGNOSTIC, INC.			6	100%	6
CLINICAL CARE ASSOCIATES			6	100%	6
PALM HARBOR DERMATOLOGY		4	2	33%	6
MINUTECLINIC, LLC #07876		5	1	17%	6
CVS MA1095POCT AMHERST		5	1	17%	6
CVS IN5696POCT FORT WAYNE		6			6
PREMIER TOTAL HEALTHCARE INC		6			6
TIMBER CREEK PEDIATRICS		6			6
LOS ALAMOS NATIONAL LABORATORY		6			6
REDMED OF CROSSTOWN		3	3	50%	6
Madison Health & Rehabilitation		6			6
MINUTECLINIC LLC #5041		2	4	67%	6
Errera Community Care Center		6			6
MCKENZIE-WILLAMETTE MEDICAL CENTER LAB		6			6
BAYSHORE POINTE NURSING AND REHAB CENTER			6	100%	6
GENTLE MEDICINE ASSOCIATES / DR. REGINE BATAILLE		6			6
THE DOCTOR'S OFFICE OF WEST CALDWELL		6			6
TAVARES VA COMMUNITY OUTPATIENT CLINIC		5	1	17%	6
MORRIS HALL/ST JOSEPH NURSING CENTER		6			6
WILLIAM S MIDDLETON MEMORIAL VET HOSP		6			6
GUTHRIE MEDICAL GROUP LABORATORIES		6			6
MEDEXPRESS URGENT CARE - ELM GROVE		5	1	17%	6
MINUTECLINIC DIAGNOSTIC OF MICHIGAN, P		6			6
PR HEALTH		1	5	83%	6
ADVENTHEALTH GORDON		5	1	17%	6
MIZELL MEMORIAL HOSPITAL			6	100%	6
FIRST COAST CARDIOVASCULAR INSTITUTE PA			6	100%	6
CVS IL4778POCT EVANSTON		6			6
MENORAH MANOR			6	100%	6
MEDEXPRESS URGENT CARE - KOKOMO		6			6
COVID RAPID LABS		1	5	83%	6
CVS MA1094POCT GREENFIELD		6			6

COVID-19: testing by laboratory

Data through May 26, 2021 verified as of May 27, 2021 at 09:25 AM

Data in this report are provisional and subject to change.

The numbers in the table below represent the number of Florida and non-Florida residents for whom test results were received by the Department of Health. A person can be tested by more than one laboratory and can have both positive and negative results. **Therefore, the sum of the numbers in each column will be larger than the total number of people tested.**

Reporting lab	Inconclusive	Negative	Positive	Percent positive	Total
Hunterdon Medical Center Laboratory		6			6
PANCARE HEALTH - ALTHA PUBLIC			6	100%	6
FLEET LANDING			6	100%	6
SOUTHERN OCEAN MEDICAL CENTER		6			6
CVS PA2688POCT COLLEGEVILLE		6			6
Arbors at Marietta		6			6
ARC POINT LABS OF AUSTIN NORTH			6	100%	6
EXCEL URGENT CARE OF NJ, LLC		4	2	33%	6
Georgiana Health and Rehabilitation, LLC		6			6
ORLANDO HEALTH PHYSICIAN GROUP			6	100%	6
ALLEGRO FLEMING ISLAND		1	5	83%	6
UT MEMPHIS UNIVERSITY HEALTH SERVICES			6	100%	6
CVS MD1515POCT LEONARDTOWN		4	2	33%	6
NORTH OKALOOSA CLINIC CORP		3	3	50%	6
NORTHPORT MEDICAL CENTER LAB		6			6
UNILAB		2	4	67%	6
MEDEXPRESS URGENT CARE - FREDERICK		6			6
MERCY URGENT CARE			6	100%	6
Oakwood - North Baldwins Center for Living		6			6
UNIVERISTY OF MIAMI			6	100%	6
MEDEXPRESS URGENT CARE - CHERRY HILL		6			6
VA Boston HCS-West Roxbury Division		5	1	17%	6
TALLAHASSEE MEMORIAL HEALTHCARE			6	100%	6
DEPARTMENT OF HEALTH AND HUMAN SERVICES DIVISION OF BEHAVIORAL HEALTH		1	5	83%	6
BROWARD TRANSITIONAL CENTER			6	100%	6
PATHGROUP LABS, LLC		4	2	33%	6
AHF PUBLIC HEALTH LABORATORY			5	100%	5
RURAL/METRO MIDSOUTH,		5			5
SOUTH FLORIDA RESEARCH ORGANIZATION			5	100%	5
MEDEXPRESS URGENT CARE - MOUNTAIN HOME		4	1	20%	5
BROOME COUNTY HEALTH DEPARTMENT		4	1	20%	5
PINECREST PEDIATRICS GROUP LLC			5	100%	5
MEDEXPRESS URGENT CARE - LITTLE ROCK		4	1	20%	5
TMH PHYSICIAN PARTNERS SOUTHWOOD		1	4	80%	5
PEDIATRIC URGENT HEALTH CARE			5	100%	5
CHAMPLAIN VALLEY PHYSICIANS HOSPITAL		3	2	40%	5
CLEVELAND CLINIC MARTIN HEALTH NURSING & RESTORATIVE		5			5
FINLAY		1	4	80%	5
VA PRIMARY CARE ANNEX			5	100%	5
MINUTECLINIC DIAGNOSTIC OF OHIO #5060		4	1	20%	5
Katherine Luther Residential Healthcare		5			5
CVS OH6167POCT ASHLAND		5			5
SAN JUAN REGIONAL MEDICAL CENTER		5			5
OLEAN GENERAL HOSPITAL		5			5
MINNESOTA DEPARTMENT OF HEALTH PUBLIC HEALTH LABORATORY DIVISION	1		4	80%	5
LPG PEDIATRICS AT CAPE CORAL		5			5

COVID-19: testing by laboratory

Data through May 26, 2021 verified as of May 27, 2021 at 09:25 AM

Data in this report are provisional and subject to change.

The numbers in the table below represent the number of Florida and non-Florida residents for whom test results were received by the Department of Health. A person can be tested by more than one laboratory and can have both positive and negative results. **Therefore, the sum of the numbers in each column will be larger than the total number of people tested.**

Reporting lab	Inconclusive	Negative	Positive	Percent positive	Total
FALLSBURG CHAI		5			5
CVS CA9145POCT SANTEE		4	1	20%	5
GULF COAST VETERANS HCS PANAMA CITY OPC		5			5
CVS SC2269POCT COLUMBIA		4	1	20%	5
LABS PLUS LLC		5			5
CVS PA1657POCT YORK		4	1	20%	5
SOMA MEDICAL CENTER PA #3 PALOMINO			5	100%	5
WYOMING PUBLIC HEALTH LAB			5	100%	5
MONTCLAIR STATE UNIV/HLTH & WELLNESS		5			5
LAFAYETTE NURSING AND REHAB			5	100%	5
WOMACK ARMY MEDICAL CENTER			5	100%	5
CVS SC1540POCT MYRTLE BEACH		4	1	20%	5
ST JOHN'S RIVERSIDE HOSPITAL		4	1	20%	5
CAPE COD HOSPITAL			5	100%	5
ST JOSEPHS BEHAVIORAL HEALTH CENTER			5	100%	5
JOSEPH SCHENKER MD PC		5			5
LabCorp of America			5	100%	5
COVENANT COLLEGE HEALTH SERVICES		5			5
MINUTECLINIC DIAG OF IND, LLC #5369		4	1	20%	5
MASSASHUSETTS STATE LAB INSTITUTE		2	3	60%	5
AKRON GENERAL MEDICAL CENTER MAIN		5			5
NYC PUBLIC HEALTH LABS			5	100%	5
THE DOCTORS CENTER HEALTHCARE-SOUTHSIDE		1	4	80%	5
MINUTECLINIC, LLC #7139		5			5
LOYOLA UNIVERSITY MEDICAL CENTER LABORATORY			5	100%	5
APOLLO GARDENS RETIREMENT RESIDENCE CARE		5			5
SAFETY HARBOR SENIOR LIVING			5	100%	5
MEDICAL CENTER OF BLOUNTSTOWN			5	100%	5
OMNICARE PHARMACY OFTEXAS 1, LP DBA OMNICARE		5			5
MD ANDERSON CANCER CENTER DI BAY AREA			5	100%	5
GOOD SAMARITAN HOSPITAL		3	2	40%	5
DIAGNOSTECHS		4	1	20%	5
JOE DIMAGGIO CHILDREN'S HOSPITAL		1	4	80%	5
WINCHESTER MEDICAL CENTER			5	100%	5
CVS MA1006POCT BROCKTON		5			5
MINUTECLINIC DIAGNOSTIC MED GRP OF SAN		4	1	20%	5
PHYSICIANS QUALITY CARE			5	100%	5
KETTERING HEALTH			5	100%	5
MEDEXPRESS URGENT CARE - WEST ST PAUL, ROBERT ST S		4	1	20%	5
BOROPARK URGENT CARE		4	1	20%	5
AMAVIDA		5			5
URGENT TEAM MANAGEMENT OF TENNESSEE, L		4	1	20%	5
QUINTON MEMORIAL HEALTH CARE CENTER		5			5
CVS SC4288POCT ROCK HILL		4	1	20%	5
PORT ORANGE NURSING & REHAB			5	100%	5
FOUNDCARE, INC			5	100%	5

COVID-19: testing by laboratory

Data through May 26, 2021 verified as of May 27, 2021 at 09:25 AM

Data in this report are provisional and subject to change.

The numbers in the table below represent the number of Florida and non-Florida residents for whom test results were received by the Department of Health. A person can be tested by more than one laboratory and can have both positive and negative results. **Therefore, the sum of the numbers in each column will be larger than the total number of people tested.**

Reporting lab	Inconclusive	Negative	Positive	Percent positive	Total
Arbors at Stow		5			5
XRL SXF REF LAB		5			5
UCF STUDENT HEALTH SERVICES LABORATORY		2	3	60%	5
CVS PA258POCT MCKEES ROCKS		5			5
CVS OH6149POCT UPPER ARLINGTON		2	3	60%	5
FASTMED URGENT CARE			5	100%	5
Kroger 449 - The Little Clinic Mountain Park		4	1	20%	5
MEDEXPRESS URGENT CARE-VINLAND SOUTH		4	1	20%	5
MD NOW MEDICAL CENTER INC			5	100%	5
CARENOW URGENT CARE - CENTRAL AUSTIN		1	4	80%	5
ENT AND ALLERGY ASSOCIATES OF FLORIDA, LLC			5	100%	5
DICKSON MEDICAL ASSOCIATES PC PATH LAB		4	1	20%	5
AEL KNOXVILLE			5	100%	5
CVS MA217POCT TEWKSBURY		4	1	20%	5
URGENT CARE OF ERWIN		5			5
INDIAN RIVER PRIMARY CARE PA		5			5
LAKEVIEW HEALTHCARE SYSTEM LLC			5	100%	5
MEDEXPRESS URGENT CARE-BLOOMFIELD AVEN		4	1	20%	5
FRESENIUS MEDICAL CARE			5	100%	5
HELIX DIAGNOSTIX		2	3	60%	5
ALLIANCE FOR MULTISPECIALTY RESEARCH		5			5
RUSSELL SAGE COLLEGE WELLNESS CENTER		5			5
BUEN PASTOR MEDICAL CENTER, INC			5	100%	5
Kroger 099 - The Little Clinic Fort Collins		5			5
CHILDREN'S HEALTHCARE OF ATLANTA		5			5
UNIVERSITY OF CHICAGO MEDICAL CENTER LAB			5	100%	5
Kingston Care Center of Sylvania		5			5
PINES HEALTH MART PHARMACY		5			5
MINUTECLINIC, LLC #5707		5			5
MEDEXPRESS URGENT CARE- COLUMBIA HEIGH		5			5
EDITH NOURSE ROGERS MEMORIAL VAMC		5			5
LAKE COUNTY DETENTION CENTER		3	2	40%	5
UNIVERSITY OF WASHINGTON MEDICAL CENTER (UWMC) EMERGENCY DEPT.			5	100%	5
SCIENCE CARE			5	100%	5
CATSKILL REGIONAL MEDICAL CENTER		5			5
Birchaven		5			5
THE UNIVERSITY OF VERMONT MEDICAL CENTER		4	1	20%	5
NAVAL MEDICAL CENTER			5	100%	5
CYPRESS CREEK MEDICAL CENTER			5	100%	5
IVY CREEK URGENT CARE OF ENTERPRISE			5	100%	5
SKYLINE UROLOGY		5			5
OCCMED SOLUTIONS		2	3	60%	5
VA Ann Arbor HCS		4	1	20%	5
LIFEGUARD AMBULANCE SERVICE LLC - BAY COUNTY			5	100%	5
WALGREENS #3811		1	4	80%	5
COPELAND MEDICAL CLINIC		3	2	40%	5

COVID-19: testing by laboratory

Data through May 26, 2021 verified as of May 27, 2021 at 09:25 AM

Data in this report are provisional and subject to change.

The numbers in the table below represent the number of Florida and non-Florida residents for whom test results were received by the Department of Health. A person can be tested by more than one laboratory and can have both positive and negative results. **Therefore, the sum of the numbers in each column will be larger than the total number of people tested.**

Reporting lab	Inconclusive	Negative	Positive	Percent positive	Total
PATIENT FIRST - LEESBURG			5	100%	5
SOUTH BEND MEDICAL FOUNDATION			5	100%	5
LEVY COUNTY DEPT. OF PUBLIC SAFETY		2	3	60%	5
911 URGENT CARE & SURGERY CENTER		5			5
Oceanside Health & Rehabilitation Center		5			5
CVS MA915POCT BEVERLY		3	2	40%	5
BEACH HOUSE		5			5
REHABILITATION CENTER OF WINTER PARK,THE		1	4	80%	5
REELFOOT FAMILY WALK IN CLINIC		4	1	20%	5
COMMONS AT ORLANDO LUTHERAN TOWERS SNF			5	100%	5
FLORIDA PRIMARY & SPECIALTY CARE		5			5
MEMORIAL HOSPITAL OF TAMPA			5	100%	5
HEALTHCARE NETWORK OF SOUTHWEST FLORIDA			5	100%	5
CAREHERE LCS- EUSTIS			5	100%	5
PHOEBE SUMTER MEDICAL CENTER LABORATORY		4	1	20%	5
URGENT CARE COASTAL GA			5	100%	5
MINUTECLINIC DIAGNOSTIC OF PENNSYLVAN		4	1	20%	5
CULLMAN REGIONAL MEDICAL CENTER		3	2	40%	5
ARKANSAS DEPARTMENT OF HEALTH			5	100%	5
PHYSICIANS IMMEDIATE CARE CHICAGO			5	100%	5
CFP PHYSICIANS GROUP			5	100%	5
COLUMBIA MEMORIAL HOSPITAL LABORATORY		5			5
ELITE CARE			5	100%	5
NOVANT HEALTH UVA		2	3	60%	5
BAPTIST HOSPITAL EMPLOYEE HEALTH OFF			5	100%	5
OPTUMCARE FLORIDA, LLC		3	2	40%	5
CVS NC7548POCT FUQUAY VARINA		4	1	20%	5
WILLOW CREEK RETIREMENT CENTER		5			5
FRESENIUS KIDNEY CARE SOUTH ORLANDO			5	100%	5
MINUTECLINIC #1773		5			5
MEDEXPRESS URGENT CARE - ANDERSON		5			5
PATIENT FIRST			5	100%	5
MEDEXPRESS URGENT CARE - SOUTH PARKERSBURG		5			5
INTERNAL MEDICINE & PRIMARY CARE ASSOCIATES, PLC			5	100%	5
UNIVERSITY OF MIAMI / SCCC RESEARCH LABORATORY			5	100%	5
CVS PA1193POCT JENKINTOWN		5			5
ELDER ALTERNATIVES INC		3	2	40%	5
SEASIDE MANOR			5	100%	5
Crowne Health Care of Montgomery		5			5
AMI ST FRANCIS HOSPITAL LABORATORY		4	1	20%	5
CLINICAL CARE INC			5	100%	5
PEDIATRICS OF CENTRAL FLORIDA - POINCIANA		3	2	40%	5
WALGREENS# 00323		5			5
NORTH SHORE HEMATOLOGY-ONCOLOGY ASSOCIATES, PC		5			5
Rosedale Green		5			5
IMMERSION RESIDENTIAL LLC			5	100%	5

COVID-19: testing by laboratory

Data through May 26, 2021 verified as of May 27, 2021 at 09:25 AM

Data in this report are provisional and subject to change.

The numbers in the table below represent the number of Florida and non-Florida residents for whom test results were received by the Department of Health. A person can be tested by more than one laboratory and can have both positive and negative results. **Therefore, the sum of the numbers in each column will be larger than the total number of people tested.**

Reporting lab	Inconclusive	Negative	Positive	Percent positive	Total
CVS NC2749POCT CONCORD		5			5
THE CLINIC OF PEDIATRICS & GI MEDICINE, INC			5	100%	5
NORTHWOOD UNIVERSITY-BENNETT SPORTS CENTER		5			5
LIVING WATERS MEDICAL CENTER			5	100%	5
MEDEXPRESS URGENT CARE LAVALE		5			5
CVS CA9858POCT SANTA CLARITA		4	1	20%	5
ADVANCED PEDIATRICS OF BOCA LLC			5	100%	5
VA SALT LAKE CITY HCS		5			5
BAPTIST HEALTH - TOWN CENTER			5	100%	5
JOHN T MACKAY MD			5	100%	5
MOUNT SINAI AVENTURA DIAGNOSTIC CENTER			5	100%	5
CVS MO4850POCT SPRINGFIELD		5			5
ATLANTIC SURGERY CENTER OF JACKSONVILLE BEACH		5			5
REHABILITATION CENTER AT JUPITER GARDENS		5			5
HAWTHORNE HEALTH AND REHABILITATION			5	100%	5
PREMIER PEDIATRICS		1	4	80%	5
PREMIER MEDICAL LABORATORY	1	2	2	40%	5
KEYSTONE REHABILITATION AND HEALTH CENTER		1	4	80%	5
FLORIDA DEPARTMENT OF HEALTH - INVERNESS		3	2	40%	5
BOND & STEELE CLINIC PA D/B/A BOND CLINIC PA		5			5
FRANCES WARDE MEDICAL LABORATORY		2	3	60%	5
John L. McClellan Memorial Veterans Hospital		5			5
MINUTECLINIC DIAGNOSTIC PA #3344		5			5
HAMILTON MEDICAL CENTER LABORATORY		3	2	40%	5
CVS MINUTE CLINIC		1	4	80%	5
HELIX URGENT CARE			5	100%	5
PIEDMONT HOSPITAL LAB			5	100%	5
CVS TX5877POCT PEARLAND		5			5
MEDEXPRESS URGENT CARE - WALDORF, CRAIN HWY		5			5
ADVANCED HEART CARE OF SOUTH FLORIDA		5			5
MEDHELP PELHAM		5			5
WILSON PEDIATRICS			5	100%	5
FORSYTH HOUSE			5	100%	5
ADVENTHEALTH MEDICAL GROUP COMMUNITY MEDICINE		4	1	20%	5
Hillspring of Springboro		5			5
VEIL VALLEY MEDICAL CENTER			5	100%	5
CLINICAL PATHOLOGY LABORATORIES			5	100%	5
ATLANTA PLUS URGENT CARE			5	100%	5
PEDIATRICS OF ALTAMONTE		5			5
MEDEXPRESS URGENT CARE - DANVILLE		5			5
EAST CENTRAL FLORIDA OUT PATIENT IMAGING			5	100%	5
AHC Decatur County		5			5
MINUTECLINIC LLC #3351			5	100%	5
VIBRA HEALTH LABORATORY			5	100%	5
BAYSHORE LABORATORY		4	1	20%	5
MIDDLETON PEDIATRICS			5	100%	5

COVID-19: testing by laboratory

Data through May 26, 2021 verified as of May 27, 2021 at 09:25 AM

Data in this report are provisional and subject to change.

The numbers in the table below represent the number of Florida and non-Florida residents for whom test results were received by the Department of Health. A person can be tested by more than one laboratory and can have both positive and negative results. **Therefore, the sum of the numbers in each column will be larger than the total number of people tested.**

Reporting lab	Inconclusive	Negative	Positive	Percent positive	Total
ST LUCIE COUNTY HEALTH DEPARTMENT		4	1	20%	5
MIAMI CANCER INSTITUTE			5	100%	5
VA West Los Angeles Medical Center		5			5
WATERTOWN URGENT CARE PLLC		5			5
MID FLORIDA HEALTH INC			5	100%	5
PRECISION DIAGNOSTICS INC - NJ		5			5
CVS IL7017POCT BLOOMINGTON		5			5
EGL GENETICS DIAGNOSTICS			5	100%	5
SOUTHEAST GEORGIA PHYSICIAN ASSOCIATES		4	1	20%	5
NATURE COAST PRIMARY CARE LAB LLC		1	4	80%	5
RAS MEDICAL SOLUTIONS, LLC		4	1	20%	5
MEDICAL CENTER ENTERPRISE		1	4	80%	5
BROOKDALE NEW PORT RICHEY			5	100%	5
SINAI POST ACUTE NURSING AND REHAB CE		5			5
AUGUSTA HEALTH			5	100%	5
SUTTER TRACY COMMUNITY HOSPITAL			5	100%	5
CAREMOUNT MEDICAL PC - BEDFORD URGENT		5			5
Walker BaptistMedCtr		4	1	20%	5
CITRUS HEALTH NETWORK INC		2	3	60%	5
LIFEPLUS HEALTHCARE GROUP INC		5			5
MINUTE CLINIC DIAGNOSTIC OF KANSAS PA		5			5
DAVENPORT PEDIATRICS CLERMONT			5	100%	5
JACKSON SOUTH COMMUNITY HOSPITAL LAB			5	100%	5
NORTH DADE NURSING AND REHABILITATION CENTER			5	100%	5
EASTCHESTER PEDIATRIC MEDICAL GROUP		5			5
FASTCARE LLC			5	100%	5
CELERION			5	100%	5
RIO PINAR HEALTH CARE			5	100%	5
MONTEFIORE MEDICAL CENTER LABS MONTEFIORE		4	1	20%	5
DAVENPORT PEDIATRICS PA		1	4	80%	5
MARION COUNTY FIRE RESCUE		3	2	40%	5
WHITE WILSON MEDICAL CENTER - FWB		1	4	80%	5
URGENT MED INC		3	2	40%	5
WELL HEALTH WORKS, LLC - THE GARDEN THEATER		5			5
MIAMI MEDICAL CONSULTANT PA			5	100%	5
WASHINGTON COLLEGE HEALTH SERVICES		5			5
MINUTECLINIC DIAGNOSTIC MED GRP OF ORA		4	1	20%	5
L3HARRIS FAMILY MEDICAL CENTER		1	4	80%	5
James A. Lovell Federal Health Care Center		5			5
HUNT CLUB MEDICAL CARE			5	100%	5
PRL NYC PANDEMIC RESPONSE LAB			5	100%	5
ST JOHNS BIOMEDICAL LAB		5			5
MEDEXPRESS URGENT CARE, MILLCREEK		5			5
MINUTECLINIC DIAGNOSTIC OF PENNSYLVANIA, LLD #1545		5			5
CVS CA9606POCT TEMECULA		5			5
WEST PACIFIC MEDICAL LABORATORY			5	100%	5

COVID-19: testing by laboratory

Data through May 26, 2021 verified as of May 27, 2021 at 09:25 AM

Data in this report are provisional and subject to change.

The numbers in the table below represent the number of Florida and non-Florida residents for whom test results were received by the Department of Health. A person can be tested by more than one laboratory and can have both positive and negative results. **Therefore, the sum of the numbers in each column will be larger than the total number of people tested.**

Reporting lab	Inconclusive	Negative	Positive	Percent positive	Total
FLORIDA CLINICAL LABORATORY - BIOREFERENCE LABORATORIES		2	3	60%	5
QUEST DIAGNOSTICS PSC		1	4	80%	5
CARE CENTER OF LAKE PLACID		1	4	80%	5
MEDEXPRESS URGENT CARE HUNTINGTON		5			5
STEBEN COUNTY PUBLIC HEALTH		5			5
MEDEXPRESS URGENT CARE FOX CHAPEL		5			5
CVS CA9803POCT RIVERSIDE		5			5
CVS NV2989POCT NORTH LAS VEGAS		4	1	20%	5
CVS IN6757POCT COLUMBUS		5			5
INFECTION CONTROL/ EMPHEALTH		3	2	40%	5
MONROE COUNTY DEPT OF PUBLIC HEALTH ST		5			5
INVERNESS FAMILY CARE HIGH RISK PLLC			5	100%	5
FELICIDAD MEDICAL CENTER INC			5	100%	5
LABCORP UNSPECIFIED		5			5
PHYSICIANS IMMEDIATE CARE ELGIN			5	100%	5
BLUETAIL MEDICAL GROUP, LLC		4	1	20%	5
SOUTH FLORIDA FAMILY HEALTH & RESEARCH CTR			5	100%	5
WESTMINSTER SHORES			5	100%	5
SJH			5	100%	5
PM PEDIATRICS OF SELDEN		3	2	40%	5
GET WELL EXPRESS URGENT CARE & WALK-IN CLINIC			5	100%	5
FLAGLER HEALTH SERVICES INC			5	100%	5
MEDEXPRESS URGENT CARE - TULSA, S YALE AVE		5			5
MID - FLORIDA PATHOLOGY LLC		1	4	80%	5
THONOTOSASSA COMMUNITY HEALTH CENTER		1	4	80%	5
TANNER MEDICAL CENTER LABORATORY		4	1	20%	5
UNIVERISTY OF MEMPHIS ATHLETIC TRAINI		5			5
BIOTECH CLINICAL LABORATORY			5	100%	5
ACCESS 365 URGENT CARE LLC		3	2	40%	5
PRECISION LABS LLC		2	3	60%	5
GENTLE HANDS MOBILE PHLEBOTOMY			5	100%	5
GRADY MEMORIAL HOSPITAL/MICRO			5	100%	5
Brookcrest Nursing Home		5			5
NORTHERN MICHIGAN UNIVERSITY ATHLETICS		5			5
THE RETREAT AT PORT ORANGE			5	100%	5
CARENOW URGENT CARE - WINTER SPRINGS		4	1	20%	5
WASHINGTON STATE DEPARTMENT OF HEALTH PUBLIC HEALTH LABORATORIES			5	100%	5
MEDEXPRESS URGENT CARE MARTINSBURG		3	2	40%	5
CVS AZ7841POCT TUCSON		5			5
Life Care Center of Estero			5	100%	5
ADVENTHEALTH MEDICAL GROUP PEDIATRICS AT APOPKA		5			5
DEPARTMENT OF PATHOLOGY ROME MEMORIAL		3	2	40%	5
SPRINGHILL SENIOR RESIDENCE		5			5
RELIANT IMMUNE DIAGNOSTICS			5	100%	5
FLORIDA HOSPITAL LAKE MARY		5			5
MEMORIAL HEALTHCARE SYSTEM		1	4	80%	5

COVID-19: testing by laboratory

Data through May 26, 2021 verified as of May 27, 2021 at 09:25 AM

Data in this report are provisional and subject to change.

The numbers in the table below represent the number of Florida and non-Florida residents for whom test results were received by the Department of Health. A person can be tested by more than one laboratory and can have both positive and negative results. **Therefore, the sum of the numbers in each column will be larger than the total number of people tested.**

Reporting lab	Inconclusive	Negative	Positive	Percent positive	Total
SIENA COLLEGE SPORTS MEDICINE CENTER		5			5
MEDICAL UNIVERSITY SC HOSPITAL			5	100%	5
EAST BANK HOSPITAL - UNIVERSITY OF MINNESOTA MEDICAL CENTER			5	100%	5
AFFINITY URGENT CARE			5	100%	5
MEDEXPRESS URGENT CARE - BECKLEY CROSS		4	1	20%	5
MEDEXPRESS URGENT CARE- ALLISON PARK		3	2	40%	5
CVS NV408817POCT LAS VEGAS		1	4	80%	5
MEDEXPRESS URGENT CARE - BRIDGEVILLE		5			5
ADVENTHEALTH MEDICAL GROUP PEDIATRICS		2	3	60%	5
VIDANT MEDICAL CENTER			5	100%	5
LAKE MARY HEALTH AND REHABILITATION CENTER		1	4	80%	5
FAMILY TREE DNA			5	100%	5
INNOVATIVE COVID-DIVERSEY			5	100%	5
ALPHADERA LABS, LLC			5	100%	5
WELLMED AT SOUTH STUART		4	1	20%	5
JUPITER ISLAND MEDICAL CLINIC INC		5			5
COOPER HOSPITAL/UNIVERSITY MEDICAL		5			5
SOUTH FLORIDA URGENT CARE CENTERS, LLC			5	100%	5
COMMUNITY HEALTH CENTERS INC			5	100%	5
Wynfield Park Health and Rehabilitation		5			5
MEDEXPRESS URGENT CARE - RUNNEMEDE		3	2	40%	5
CVS AZ10150POCT PHOENIX		4	1	20%	5
BRIGHAM AND WOMEN'S HOSPITAL		1	4	80%	5
NEW YORK STATE DEPARTMENT OF HEALTH			5	100%	5
FLORIDA PRIMARY CARE AND SPORTS MEDICINE INC		2	3	60%	5
CVS TX7156POCT RICHARDSON		5			5
MEDEXPRESS URGENT CARE CHICOPEE		4	1	20%	5
MASSENA HOSPITAL LABORATORY		5			5
TANNER MEDICAL CENTER EAST AL		5			5
OHIO HEALTH DOCTORS HOSPITAL			4	100%	4
GENUS DIAGNOSTICS			4	100%	4
NOVANT HEALTH PRESBYTERIAN		2	2	50%	4
LABQ CLINICAL DIAGNOSTICS		4			4
TUFTS MEDICAL CENTER		1	3	75%	4
TOTAL FAMILY CARE		4			4
NAVAL HOSPITAL CAMP PENDLETON			4	100%	4
BNJ		4			4
DOCTORS CARE - AIKEN MALL			4	100%	4
DR. G'S URGENT CARE			4	100%	4
OLYMPUS HEALTH AND PERFORMANCE			4	100%	4
CVS OH4499POCT LYNDBURST		2	2	50%	4
MEDICAL ASSOCIATES OF BREVARD LLC		3	1	25%	4
LAKESIDE HOSPITAL BELLE GLADE			4	100%	4
MEDEXPRESS URGENT CARE - NUTLEY		4			4
TOTAL RENAL LAB		3	1	25%	4
CVS MI8091POCT FRASER		3	1	25%	4

COVID-19: testing by laboratory

Data through May 26, 2021 verified as of May 27, 2021 at 09:25 AM

Data in this report are provisional and subject to change.

The numbers in the table below represent the number of Florida and non-Florida residents for whom test results were received by the Department of Health. A person can be tested by more than one laboratory and can have both positive and negative results. **Therefore, the sum of the numbers in each column will be larger than the total number of people tested.**

Reporting lab	Inconclusive	Negative	Positive	Percent positive	Total
PATHOLOGY REFERENCE LAB LLC			4	100%	4
W.G. (Bill) Hefner VAMC		4			4
STANFORD HEALTH CARE ANATOMIC PATHOLOGY & CLINICAL LAB			4	100%	4
SOMA MEDICAL CENTER P.A. #4			4	100%	4
CARENOW-LEBANON		2	2	50%	4
Overton Brooks VAMC		4			4
INTRACOASTAL LABS INC		4			4
EMERALD TRACE		4			4
MEDEXPRESS URGENT CARE - O'FALLON		4			4
MOBILE URGENT CARE			4	100%	4
CVS TX3292POCT WYLIE		4			4
Westminster Manor		3	1	25%	4
GREEN BAY BLIZZARD OFFICE		4			4
HARBOUR ISLAND PEDIATRICS LLC			4	100%	4
METHODIST HEALTHCARE - MEMPHIS HOSP		4			4
WILLIAM A HINTON STATE LABORATORY INSTITUTE		1	3	75%	4
WE CARE - CARNIVAL CRUISELINE		4			4
CORTLAND REGIONAL MEDICAL CENTER		4			4
RRMC CREEKSIDE LAB		4			4
WESLEY CHAPEL INTERNAL MEDICINE AND PEDIATRICS			4	100%	4
COMMUNITY PHYSICIANS OF NORTH PORT PA			4	100%	4
MEDEXPRESS URGENT CARE - CINNAMINSON		3	1	25%	4
CVS OH4300POCT STRONGSVILLE		4			4
INTERMARKET FACILITY			4	100%	4
COLONIAL MEDICAL CENTER-EAST ORLANDO			4	100%	4
SOUTHWESTERN REGIONAL MEDICAL CENTER - TULSA		4			4
UAB URGENT CARE CLINIC			4	100%	4
Metro West Nursing and Rehab			4	100%	4
ST. MARY'S HOSPITAL			4	100%	4
LIFEHOPE LABS			4	100%	4
MINNESOTA DEPARTMENT OF HEALTH LABORATORY	1		3	75%	4
INTERNAL MEDICINE & PEDIATRICS WELLNESS CENTER		1	3	75%	4
Stonespring Transitional Care		4			4
LATCHER LABORATORY OF A O FOX MEMORIAL		2	2	50%	4
MEDEXPRESS URGENT CARE - LODI		4			4
FLORIDA MEDICAL CENTER		1	3	75%	4
MYKIDZMD PEDIATRICS PLLC		4			4
BIOTEST PLASMA CENTER		4			4
PM PEDIATRICS OF SELDEN PLLC		4			4
SCRIPPS CLINIC MEDICAL			4	100%	4
HILLVIEW LABORATORY			4	100%	4
MINUTECLINIC DIAG OF IND LLC #1367		4			4
EPI			4	100%	4
RESOLUTE PAIN SOLUTIONS		4			4
SOUTH MIAMI HOSPITAL		1	3	75%	4
HARBORCHASE OF VILLAGES CROSSING			4	100%	4

COVID-19: testing by laboratory

Data through May 26, 2021 verified as of May 27, 2021 at 09:25 AM

Data in this report are provisional and subject to change.

The numbers in the table below represent the number of Florida and non-Florida residents for whom test results were received by the Department of Health. A person can be tested by more than one laboratory and can have both positive and negative results. **Therefore, the sum of the numbers in each column will be larger than the total number of people tested.**

Reporting lab	Inconclusive	Negative	Positive	Percent positive	Total
CVS M08555POCT KANSAS CITY		4			4
MEDEXPRESS URGENT CARE, HANOVER		3	1	25%	4
CVS NH2257POCT MANCHESTER		4			4
CANOPY PEDIATRICS		4			4
MEDEXPRESS URGENT CARE - CEDAR KNOLLS		3	1	25%	4
RENE F CEDENO DMD PA		4			4
RELIANT ACUTE CARE			4	100%	4
Good Samaritan Society - Fairfield Glade		4			4
SONNI'S PEDIATRICS		1	3	75%	4
Henry County Health and Rehabilitation		4			4
Harbor House		4			4
SOUTH BAY CORRECTIONAL FACILITY			4	100%	4
NEMOURS CHILDREN'S CLINIC			4	100%	4
SUMNER REGIONAL MEDICAL CENTER		3	1	25%	4
ORLANDO REGIONAL HEALTH SERVICES		2	2	50%	4
BAYSTATE MEDICAL CENTER		2	2	50%	4
CVS HEALTH, #5962		4			4
ANY LAB TEST FAST CORP		3	1	25%	4
BELLIN HEALTH LAB		1	3	75%	4
WINDSOR AT OCALA		3	1	25%	4
ARCPOINT LABS OF ALTAMONTE SPRINGS		2	2	50%	4
OPTUM FLORIDA		3	1	25%	4
AHC of Mckenzie		4			4
MPG JACKSONVILLE ATLANTIC BLVD		1	3	75%	4
INDIAN RIVER SHERIFF OFFICE		4			4
CAPITAL HEALTH LABORATORY INC			4	100%	4
Kroger 124 - The Little Clinic University		3	1	25%	4
SAMARITAN PACIFIC COMMUNITIES HOSPITAL		3	1	25%	4
MIAMI COMMUNITY HEALTH CENTER INC		1	3	75%	4
MERCY HOSPITAL			4	100%	4
UNIVERSITY OF MIAMI HOSPITALS & CLINIC			4	100%	4
CVS CA8872POCT ALISO VIEJO		4			4
Medilodge of Alpena		4			4
SUMMIT URGENT CARE EAST POINT		3	1	25%	4
CVS OH4359POCT HUDSON		4			4
WINDER NURSING INC DBA WINDER HEALTH CARE		4			4
Sky View Rehabilitation and Health Care Center		4			4
NHC HealthCare, Cookeville		4			4
MEADOWS AT CYPRESS GARDENS, THE		3	1	25%	4
STEAMBOAT EMERGENCY CENTER			4	100%	4
CVS NM7242POCT ALBUQUERQUE		4			4
Smoky Mountain Nursing and Rehabilitation Center		4			4
CAREWELL URGENT CARE			4	100%	4
CRISP REGIONAL HOSPITAL		4			4
FLORIDA CANCER SPECIALISTS AND RESEARCH		2	2	50%	4
Kroger 125 - The Little Clinic Castle Rock		3	1	25%	4

COVID-19: testing by laboratory

Data through May 26, 2021 verified as of May 27, 2021 at 09:25 AM

Data in this report are provisional and subject to change.

The numbers in the table below represent the number of Florida and non-Florida residents for whom test results were received by the Department of Health. A person can be tested by more than one laboratory and can have both positive and negative results. **Therefore, the sum of the numbers in each column will be larger than the total number of people tested.**

Reporting lab	Inconclusive	Negative	Positive	Percent positive	Total
HAWAII DEPARTMENT OF HEALTH			4	100%	4
PORT ORANGE PEDIATRICS PA			4	100%	4
CVS IL2297144CV CHICAGO		4			4
CHRISTIAN REST HOME ASSOC		4			4
MEDEXPRESS URGENT CARE - HADLEY		4			4
WALGREENS #01456		4			4
INTERMOUNTAIN HEALTHCARE CENTRAL LABORATORY			4	100%	4
Franklin D. Roosevelt VAMC		4			4
Bethany Health and Rehab		4			4
Oak Creek Terrace		4			4
BRENTWOOD SENIOR LIVING AT ST PETE			4	100%	4
AURORA BAYCARE UROLOGY			4	100%	4
CENTRAL FLORIDA WELLNESS LLC		4			4
MEDEXPRESS URGENT CARE - WICHITA, S SENECA ST		2	2	50%	4
SOFTCELL L-FORM LABORATORIES, LLC		1	3	75%	4
TRUE HEALTH- HOFFNER		3	1	25%	4
ALLEGHENY GENERAL HOSPITAL			4	100%	4
TARPON SPRINGS PEDIATRICS, LLC			4	100%	4
CRESTAR LABS		2	2	50%	4
COMMUNITY HEALTH CENTER OF WEST PALM BEACH			4	100%	4
QUEST DIAGNOSTICS INCORPORATED	1		3	75%	4
FLORIDA HOSPITAL PHYSICIANS GROUP		1	3	75%	4
FHPG TAMPA PRIMARY CARE			4	100%	4
PALM BEACH CANCER INSTITUTE			4	100%	4
MD ANDERSON			4	100%	4
RAJ K PAI MD PA			4	100%	4
CVS CA8861POCT BUENA PARK		4			4
HEARTLAND - CHARLESTON OF HANAHAN SC,		4			4
Crowne Health Care of Greenville		4			4
MEDEXPRESS URGENT CARE - WESTFIELD, E MAIN ST		3	1	25%	4
CVS TX1057POCT SAN ANTONIO		3	1	25%	4
MEDEXPRESS URGENT CARE-SELINGSGROVE		3	1	25%	4
CVS TN7144POCT BARTLETT		4			4
MINUTECLINIC DIAGNOSTIC OF NORTH CARO		4			4
WELLSTREET BUCKHEAD SOUTH		3	1	25%	4
CVS MA969POCT PALMER		4			4
PANCARE HEALTH - PONCE DE LEON			4	100%	4
ELEVATION DIAGNOSTICS		4			4
CVS TX7675POCT RED OAK		2	2	50%	4
MEDEXPRESS URGENT CARE, FAIRMONT		4			4
ALLSTATE HEALTH SERVICES, INC		4			4
BRANDON REGIONAL HOSPITAL-CLINICAL LAB			4	100%	4
HEALTHQUEST, INC		3	1	25%	4
AIRPORT CLINIC			4	100%	4
MANASOTA PEDIATRICS			4	100%	4
BETHPAGE EXTENDED HOURS CENTER		4			4

COVID-19: testing by laboratory

Data through May 26, 2021 verified as of May 27, 2021 at 09:25 AM

Data in this report are provisional and subject to change.

The numbers in the table below represent the number of Florida and non-Florida residents for whom test results were received by the Department of Health. A person can be tested by more than one laboratory and can have both positive and negative results. **Therefore, the sum of the numbers in each column will be larger than the total number of people tested.**

Reporting lab	Inconclusive	Negative	Positive	Percent positive	Total
FLORIDA HEALTHCARE PLAN			4	100%	4
Orchid Cove at Naples			4	100%	4
FHCP - ORMOND BEACH			4	100%	4
MEDEXPRESS URGENT CARE, HERMITAGE		2	2	50%	4
MEDEXPRESS URGENT CARE - SOMERSET TOWNSHIP		4			4
MEDEXPRESS URGENT CARE-ARLINGTON		3	1	25%	4
GASTROENTEROLOGY ASSOC OF PENSACOLA, PA		2	2	50%	4
LEESBURG REGIONAL MEDICAL CENTER URGENT CARE			4	100%	4
CONSULATE HEATH CARE AT WEST ALTAMONTE			4	100%	4
DERMATOLOGY SPECIALISTS OF FL - DR. JON WARD			4	100%	4
BETTERMED URGENT CARE			4	100%	4
SunTerrace Health Care Center		3	1	25%	4
UF HEALTH PATHOLOGY LABORATORIES			4	100%	4
MEDEXPRESS NORTHSIDE			4	100%	4
FAMILY MEDICINE AT WATERMAN		4			4
DTR LABS		3	1	25%	4
UNION CITY MANOR NURSING CENTER		4			4
WALGREENS #11329		4			4
ELITE PRIMARY CARE OF WAYCROSS		1	3	75%	4
HAVEN CUSTEAD CARE CENTER		1	3	75%	4
OHIO CVS STORES		3	1	25%	4
NEXT BIO RESEARCH SERVICES, LLC		1	3	75%	4
PDL PHARMACY CORP			4	100%	4
MEDEXPRESS URGENT CARE, LANCASTER WEST		2	2	50%	4
CVS TX5807POCT PEARLAND		4			4
1ST CHOICE URGENT CARE CENTER LLC		3	1	25%	4
MEDAC AT PORTERS NECK			4	100%	4
WALGREENS #04311		4			4
LEON MEDICAL CENTERS, LLC			4	100%	4
H/L of WEst Ashley Rehabilitation and Nursing Center		4			4
Bay View Nursing and Rehabilitation Center		3	1	25%	4
CVS CA9485POCT MISSION VIEJO		4			4
FLORENCE - HUNTSVILLE HOSPITAL URGENT CARE		3	1	25%	4
HALIFAX HEALTH CARE FOR WOMEN		3	1	25%	4
Waycross Health and Rehabilitation		4			4
MEDEXPRESS URGENT CARE NORWIN		4			4
MEDEXPRESS URGENT CARE - WEXFORD		4			4
FLORIDA HEART AND VASCULAR			4	100%	4
REMEDY URGENT CLINIC		2	2	50%	4
SUMMERFORD NURSING HOME, INC.		4			4
CAREWELL 202			4	100%	4
CENTRAL FLORIDA INTERNAL OCCUPATIONAL AND		4			4
Mill Valley Care Center		4			4
FLORIDA HOSPITAL LABORATORIES		4			4
MEDEXPRESS URGENT CARE - FORT SMITH		4			4
CVS NY1958POCT SYOSSET		4			4

COVID-19: testing by laboratory

Data through May 26, 2021 verified as of May 27, 2021 at 09:25 AM

Data in this report are provisional and subject to change.

The numbers in the table below represent the number of Florida and non-Florida residents for whom test results were received by the Department of Health. A person can be tested by more than one laboratory and can have both positive and negative results. **Therefore, the sum of the numbers in each column will be larger than the total number of people tested.**

Reporting lab	Inconclusive	Negative	Positive	Percent positive	Total
Kroger 895 - The Little Clinic Green Hills		4			4
Health Care Center of Jacksonville			4	100%	4
ASCENSION ST VINCENT'S MEDICAL CENTER		3	1	25%	4
CENTERPLACE HEALTH, INC			4	100%	4
JUPITER INTERNAL MEDICINE AND ASSOCIATES			4	100%	4
MEMORIAL HEALTH CARE SYSTEMS			4	100%	4
CVS IL3163POCT OAK PARK		4			4
Marian Manor, Inc		4			4
Bon Secours Community Hospital Lab		4			4
INFINITI LABS INC			4	100%	4
MARK HOANG MD PA			4	100%	4
JOHNNIE RUTH CLARKE LAB			4	100%	4
PLAINVIEW PRIMARY CARE		4			4
CROSSROADS URGENT CARE PLLC		4			4
FLORIDA DEPARTMENT OF HEALTH (FDOH)		2	2	50%	4
CVS OH2381POCT LEWIS CENTER		4			4
CVS NV8784POCT LAS VEGAS		3	1	25%	4
Glenis Dr VA Outpatient Clinic		3	1	25%	4
THE OASIS ALF		4			4
CVS MO10151POCT SPRINGFIELD		3	1	25%	4
CVS NC4169POCT FAYETTEVILLE		4			4
MEDEXPRESS URGENT CARE - MARKHAM STREE		3	1	25%	4
PROMPT CARE OF CENTRAL FLORIDA LLC		1	3	75%	4
CVS PA371POCT PHILADELPHIA		4			4
PREMIER PEDIATRICS LLC			4	100%	4
MAURY REGIONAL MEDICAL CENTER		4			4
POINTE MEDICAL SERVICES INC		2	2	50%	4
GERALD CHAMPION REGIONAL MEDICAL CENTE		4			4
CLINICAL CARE CENTER, INC			4	100%	4
CVS PA2296POCT MACUNGIE		4			4
CVS PA7132POCT THORNDALE		4			4
ASCENDI HOME HEALTH AGENCY INC			4	100%	4
ENGLE CENTER FOR HEALTH SERVICES		4			4
MEDICINE SHOPPE #1306 THE		3	1	25%	4
RIVER CITY MEDICAL ASSOCIATES INC			4	100%	4
BARRANCO CLINIC PA, THE	1	3			4
PEACEHEALTH LABORATORIES		3	1	25%	4
NHC HealthCare, Pulaski		4			4
SOUTH FLORIDA PEDIATRIC PARTNERS			4	100%	4
SHARP MEMORIAL HOSPITAL MICROBIOLOGY DEPT			4	100%	4
SIGNATURE CARE EMERGENCY CENTER		2	2	50%	4
CVS NJ1927POCT GREEN BROOK		4			4
MEDEXPRESS URGENT CARE- FORT WORTH N T		4			4
LAKE FOREST PARK OP CO LLC		4			4
ST. LUKE'S HOSPITAL - BETHLEHEM CAMPUS		1	3	75%	4
BARTON MEMORIAL HOSPITAL		3	1	25%	4

COVID-19: testing by laboratory

Data through May 26, 2021 verified as of May 27, 2021 at 09:25 AM

Data in this report are provisional and subject to change.

The numbers in the table below represent the number of Florida and non-Florida residents for whom test results were received by the Department of Health. A person can be tested by more than one laboratory and can have both positive and negative results. **Therefore, the sum of the numbers in each column will be larger than the total number of people tested.**

Reporting lab	Inconclusive	Negative	Positive	Percent positive	Total
INDUSTRY LAB DIAGNOSTIC PARTNERS			4	100%	4
UNIVERSITY OF MICHIGAN		2	2	50%	4
CELEBRATION PEDIATRICS			4	100%	4
CVS CA9497POCT IRVINE		4			4
FISHERMEN'S HOSPITAL			4	100%	4
ENCOMPASS HOME HEALTH		4			4
Central Alabama Veterans HCS - West Campus		4			4
ELIZABETH CITY HEALTH & REHABILITATION		4			4
OPTUM OF RED ROAD		4			4
APOKA FAMILY HEALTH CENTER		3	1	25%	4
KENTUCKY CABINET FOR HEALTH AND FAMILY SERVICES			4	100%	4
MEDFIRST URGENT CARE			4	100%	4
AIREVAC INTERNATIONAL		4			4
WAKE FOREST MEDICAL CENTER LABORATORY			4	100%	4
MAILBOX DIAGNOSTICS		2	2	50%	4
ADVANCED URGENT CARE LLC		1	3	75%	4
ACHN CLINIC			4	100%	4
LAHEY CLINIC MEDICAL CENTER			4	100%	4
Lebanon VAMC		3	1	25%	4
TMH REHABILITATION CENTER		4			4
SUMMIT CLINICAL LABORATORIES LLC			4	100%	4
Lakeview Village		4			4
DEPARTMENT OF HEALTH AND HUMAN SERVICES		2	2	50%	4
GRASSY SPRAIN PHARMACY INC		4			4
ManorCare Health Services Camp Hill		4			4
FAMILY MEDICINE AT WINTER PARK			4	100%	4
OPP HEALTH AND REHABILITATION		4			4
SACRED HEART HEALTH SYSTEMS INC			4	100%	4
University Plaza Rehabilitation and Nursing			4	100%	4
CVS OH4301POCT NORTHFIELD		4			4
MOUNT SINAI MEDICAL CENTER HIALEAH			4	100%	4
UMMC MIDTOWN CAMPUS			4	100%	4
HEALTH EXPRESS URGENT CARE		2	2	50%	4
MD NOW URGENT CARE - DELRAY WEST			4	100%	4
COVENIENT CARE MEDICAL CLINIC			4	100%	4
CARTERSVILLE MEDICAL CENTER		1	3	75%	4
SONIC REFERENCE LABORATORY			4	100%	4
DOUGLASVILLE NURSING AND REHABILITATIO		4			4
HELIX BIOMEDICS LLC			4	100%	4
ACCENT PHYSICIAN SPECIALISTS PA		4			4
COVID PROCESSING SITE			4	100%	4
CVS CT288POCT BRISTOL		3	1	25%	4
HCR ManorCare Greentree		4			4
BEAUFORT MEMORIAL			4	100%	4
MINUTECLINIC DIAG OF IND, LLC #6908		4			4
CVS MN6811POCT PLYMOUTH		4			4

COVID-19: testing by laboratory

Data through May 26, 2021 verified as of May 27, 2021 at 09:25 AM

Data in this report are provisional and subject to change.

The numbers in the table below represent the number of Florida and non-Florida residents for whom test results were received by the Department of Health. A person can be tested by more than one laboratory and can have both positive and negative results. **Therefore, the sum of the numbers in each column will be larger than the total number of people tested.**

Reporting lab	Inconclusive	Negative	Positive	Percent positive	Total
MARSHFIELD LABORATORIES			4	100%	4
BE WELL PHARMACY		4			4
JERSEY IRISH MEDICAL (DBA AFC URGENT C		3	1	25%	4
Kennedy University Hospital -Wash Twp L		4			4
HACKENSACK MERIDIAN URGENT CARE, PC		4			4
CAPTAIN JAMES A. LOVELL FEDERAL HEALTHCARE CENTER			4	100%	4
Heartland of Boynton Beach			4	100%	4
SOUTHERN SURGICAL ARTS		4			4
MEDEXPRESS URGENT CARE - TEAYS VALLEY		3	1	25%	4
CVS MA2125POCT NATICK		3	1	25%	4
CONSOLIDATED LABORATORY SERVICES			4	100%	4
CARE ATC ARLINGTON CENTRAL PARK		4			4
CVS OH6164POCT DELAWARE		4			4
PENINSULA REGIONAL MED CTR LAB			4	100%	4
DEBORAH HEART AND LUNG CENTER		4			4
DEACONESS HOSPITAL			4	100%	4
Kroger 186 - The Little Clinic Holiday Manor		3	1	25%	4
ADVENTHEALTH NEW SMYRNA BEACH COMMUNITY HEALTH			4	100%	4
VITAL CARE URGENT CARE			4	100%	4
Millennium Nursing & Rehab Center		4			4
NOT GIVEN		1	3	75%	4
CVS MA1238POCT MEDFIELD		3	1	25%	4
SINAI PLAZA NURSING AND REHAB CENTER			4	100%	4
SOUTHLAND SUITES OF LAKELAND			4	100%	4
URGENT CARE - OCONEE		2	2	50%	4
BASCOM PALMER EYE INSTITUTE			4	100%	4
ADMERA HEALTH			4	100%	4
Medilodge of Montrose		4			4
CVS MA1121POCT WESTFORD		4			4
LOUISIANA DEPT. OF HEALTH AND HOSPITALS-INFECTIOUS DISEASE EPI SECTION			4	100%	4
ORANGE COUNTY HEALTH DEPARTMENT		2	2	50%	4
CVS CA9492POCT YORBA LINDA		4			4
EXPRESS TESTING-ONE			4	100%	4
FCHC (OB)-DARWIN SQUARE CTR.			4	100%	4
CVS NE2741POCT LA VISTA		4			4
IMA MEDICAL CENTER OF OVIEDO			4	100%	4
NEMOURS CHILDREN'S URGENT CARE LAKE NONA			4	100%	4
OKLAHOMA STATE UNIVERSITY DIAGNOSTIC LAB			4	100%	4
COVANCE CLS			4	100%	4
CVS PA4000POCT INDIANA		4			4
FLORIDA HOSPITAL ALTAMONTE		2	2	50%	4
Sears Coastal Nursing and Rehab		4			4
AFTER HOURS PEDS			4	100%	4
SANFORD SOUTH UNIVERSITY		4			4
COOK HOSPITAL AND CARE CENTER		3	1	25%	4
PRIMECARE		2	2	50%	4

COVID-19: testing by laboratory

Data through May 26, 2021 verified as of May 27, 2021 at 09:25 AM

Data in this report are provisional and subject to change.

The numbers in the table below represent the number of Florida and non-Florida residents for whom test results were received by the Department of Health. A person can be tested by more than one laboratory and can have both positive and negative results. **Therefore, the sum of the numbers in each column will be larger than the total number of people tested.**

Reporting lab	Inconclusive	Negative	Positive	Percent positive	Total
REFUGE A HEALING PLACE, THE			4	100%	4
MICHIGAN HEALTH CLINIC LABORATORIES		3	1	25%	4
PARKWAY DRUGS OF ONEIDA COUNTY NORTH I		3	1	25%	4
MEDEXPRESS URGENT CARE - HACKETTSTOWN		3	1	25%	4
WALGREENS #07034		4			4
GUTHRIE MEDICAL GROUP - CORNING		3	1	25%	4
ST PETE DIRECT PRIMARY CARE		2	2	50%	4
ARCPPOINT LABS OF FORT LAUDERDALE, FL CENTRAL		1	3	75%	4
DEPARTMENT OF HEALTH/ NEW YORK			4	100%	4
ST CLOUD PHARMACY AND WELLNESS CENTER		2	2	50%	4
JFK INTERNAL MEDICINE FACULTY PRACTICE		2	2	50%	4
UNIVERSITY OF MIAMI STUDENT HEALTH SERVICE			4	100%	4
CDK LIBERTY ENTERPRISES, LLC		4			4
Loretto Health and Rehabilitation Center		4			4
LB Broen Home		4			4
CALUSA HARBOUR			4	100%	4
Kroger 339 - The Little Clinic Highlands - Bardstown Road		4			4
LIVINGSTON COUNTY DEPT OF HEALTH REPRO			4	100%	4
Willowbrooke Court at Country House		4			4
CVS IN6555POCT BROWNSBURG		4			4
CVS PA10825POCT PLYMOUTH MEETING		4			4
ASPEN VALLEY HOSPITAL			4	100%	4
HAMPTON ALF AT 24TH ROAD LLC			4	100%	4
DACH MAIN LAB			4	100%	4
15 TO KNOW			4	100%	4
REGIONAL MEDICAL LAB			4	100%	4
BAPTIST HOSPITAL NURSING/PATIENT CARE			4	100%	4
STONE CLINICAL LABORATORIES OF FL LLC		4			4
URGENT CARE OF THE SMOKIES			4	100%	4
CHAMBREL AT PINECASTLE		3	1	25%	4
KAISER PERMANENTE REGIONAL LAB		4			4
MOBIL LAB FOR ALL INC		4			4
BAYCARE LABORATORIES		2	2	50%	4
DYNACARE LABORATORIES			4	100%	4
BAYLOR ESOTERIC AND MOLECULAR LAB			4	100%	4
MONTANA DEPARTMENT OF PUBLIC HEALTH & HUMAN SERVICES			4	100%	4
PHYSICIANS IMMEDIATE CARE AURORA			4	100%	4
MEDEXPRESS URGENT CARE-CHIPPEWA		3	1	25%	4
ACCESS RECOVERY SOLUTIONS LLC			4	100%	4
CVS AZ7855POCT TUCSON		3	1	25%	4
CHILDREN'S MEDICAL GROUP		4			4
FAMILY MEDICAL CLINIC HOMESTEAD, LLC			4	100%	4
OCEAN MEDICAL CENTER		3	1	25%	4
MEDEXPRESS URGENT CARE-WILKINS TOWNSHIP, WILLIAM PENN HIGHWAY		4			4
LAKE MARY PEDIATRICS			4	100%	4
PINELLAS POINT NURSING AND REHAB			4	100%	4

COVID-19: testing by laboratory

Data through May 26, 2021 verified as of May 27, 2021 at 09:25 AM

Data in this report are provisional and subject to change.

The numbers in the table below represent the number of Florida and non-Florida residents for whom test results were received by the Department of Health. A person can be tested by more than one laboratory and can have both positive and negative results. **Therefore, the sum of the numbers in each column will be larger than the total number of people tested.**

Reporting lab	Inconclusive	Negative	Positive	Percent positive	Total
MEDEXPRESS URGENT CARE GREENSBURG		3	1	25%	4
Eldorado Rehab & Healthcare		4			4
LIVERNE HEALTH AND REHABILITATION		4			4
IMIC INC RESEARCH			4	100%	4
WELLSTAR PAULDING HOSPITAL		4			4
CARE ONE PRIMARY CARE			4	100%	4
BAPTIST HEALTH MEDICAL CENTER			4	100%	4
Kroger 959 - The Little Clinic Carmel		4			4
NEULIFE NEUROLOGICAL SERVICES LLC			4	100%	4
EXTENDICARE HEALTH & REHAB CENTER		4			4
DEPARTMENT OF HEALTH AND ENVIRONMENTAL CONTROL			4	100%	4
MEDRITE MEDICAL CARE PC		4			4
RINGLING HEALTH CENTER		3	1	25%	4
BUCKINGHAM PLACE ALF		4			4
ROAN DRUG COMPANY LLC		4			4
State Lab Unspecifd			4	100%	4
MINUTECLINIC DIAGNOSTIC OF VIRGINIA, LLC #392		4			4
SIGNATURE CARE MONTROSE		2	2	50%	4
UNIVERSITY OF MARYLAND MEDICAL CENTER			4	100%	4
CHILDREN'S HEALTHCARE OF ATLANTA AT EG		4			4
NHC DICKSON		4			4
HOME DOCS		2	2	50%	4
PANCARE HEALTH - FRANKLIN CO			4	100%	4
CORIZON HEALTH INC			4	100%	4
PM PEDIATRICS OF BAYSIDE, PLLC - MANHASSET		4			4
WHITE EARTH IHS MAIN LAB		4			4
GILCHRIST COUNTY HEALTH DEPT			4	100%	4
RML PHARMACY PC		4			4
CVS MA2297677CV BOSTON		4			4
BETHESDA HOSPITAL WEST BLOOD GAS LAB			4	100%	4
CALLE OCHO DIALYSIS			4	100%	4
MAYO CLINIC BEACHES PRIMARY CARE CTR		3	1	25%	4
BETHPAGE MEDICAL PLLC		4			4
EAST TENNESSEE CHILDREN'S HOSPITAL		3	1	25%	4
UVA HEALTH SYSTEM MEDICAL LABORATORIES			4	100%	4
PANCARE HEALTH YOUNGSTOWN			4	100%	4
PRESBYTERIAN FAMILY HEALTHCARE-KASEMAN		4			4
SOUTHEASTERN REGIONAL MEDICAL CENTER			4	100%	4
PILGRIM PHARMACY INC		4			4
CVS CT692POCT NORTH HAVEN		4			4
HUMC		2	2	50%	4
SIMEDHEALTH, LLC		2	2	50%	4
CUMBERLAND MEDICAL CENTER INC		4			4
A PATTERN MEDICAL CLINIC		4			4
NORTH DAKOTA DEPT OF HEALTH MICROBIOLOGY		1	3	75%	4
NDX-CORE LAB			4	100%	4

COVID-19: testing by laboratory

Data through May 26, 2021 verified as of May 27, 2021 at 09:25 AM

Data in this report are provisional and subject to change.

The numbers in the table below represent the number of Florida and non-Florida residents for whom test results were received by the Department of Health. A person can be tested by more than one laboratory and can have both positive and negative results. **Therefore, the sum of the numbers in each column will be larger than the total number of people tested.**

Reporting lab	Inconclusive	Negative	Positive	Percent positive	Total
AFC URGENT CARE GUNBARREL			4	100%	4
Biopharmaceutics Laboratory Section		4			4
LIFE CARE HOME HEALTH SERVICES LLC		1	3	75%	4
Kroger 752 - The Little Clinic Central Station		3	1	25%	4
OMNICARE PHARMACY OF TEXAS 1		4			4
DASCENA LAB			3	100%	3
Providence VAMC		3			3
THE CENTER FOR DISCOVERY		3			3
BOONES CREEK URGENT CARE		1	2	67%	3
TAMPA INTERNATIONAL AIRPORT			3	100%	3
MERCY HEALTH			3	100%	3
LEE CONVENIENT CARE AT SUMMERLIN			3	100%	3
PINELLAS PARK HEALTH CENTER - PINELLAS CHD		1	2	67%	3
SUPER HEALTH PHARMACY LLC		3			3
OMNI HEALTHCARE INC		1	2	67%	3
Medilodge of Monroe		3			3
AFC URGENT CARE CLEVELAND			3	100%	3
CENTURY LINK SPORTS COMPLEX			3	100%	3
MEDEXPRESS URGENT CARE, BELLE VERNON		3			3
CVS MA1945POCT HANOVER		3			3
ACL LABORATORIES INDUSTRIAL TOXICOLOGY			3	100%	3
BEEBE MEDICAL CENTER LABORATORY		3			3
HARBORCHASE OF GAINESVILLE			3	100%	3
PIEDMONT MOUNTAINSIDE HOSPITAL LAB - E		3			3
SISD EMPLOYEE HEALTH CLINIC			3	100%	3
SOFTLAB			3	100%	3
FIRST CARE - MIDDLESBORO			3	100%	3
BROOKDALE LAKE MARY			3	100%	3
EMORY CRAWFORD LONG HOSPITAL			3	100%	3
CVS OH3980POCT KENT		3			3
AUGUSTA UNIVERISTY MEDICAL CENTER			3	100%	3
ORLANDO AIRPORT DIALYSIS		3			3
FAMILY TREE MEDICAL GROUP PA		2	1	33%	3
NORTH CAROLINA DEPT OF HEALTH & HUMAN SRVCS STATE LAB OF PUBLIC HEALTH			3	100%	3
FAST PACE URGENT CARE			3	100%	3
TGH Brandon Healthplex Laboratory			3	100%	3
STANKUS FAMILY CARE		1	2	67%	3
THE DOCTORS OFFICE OF BRICK, LLC		3			3
TAYLOR MANOR		1	2	67%	3
Maple Lawn MCF		3			3
Kingston of Ashland		3			3
INN AT LAPOSADA,THE			3	100%	3
GREATER MOBILE URGENT CARE – SPRINGHILL			3	100%	3
C19 LABS			3	100%	3
SUNBRIDGE CARE & REHAB FOR DECATUR		3			3
Glenview Terrace Nursing Center		3			3

COVID-19: testing by laboratory

Data through May 26, 2021 verified as of May 27, 2021 at 09:25 AM

Data in this report are provisional and subject to change.

The numbers in the table below represent the number of Florida and non-Florida residents for whom test results were received by the Department of Health. A person can be tested by more than one laboratory and can have both positive and negative results. **Therefore, the sum of the numbers in each column will be larger than the total number of people tested.**

Reporting lab	Inconclusive	Negative	Positive	Percent positive	Total
COOSA VALLEY HEALTHCARE CENTER LLC		3			3
IP BOISE 1		2	1	33%	3
CLEARWATER		2	1	33%	3
NORTH BROWARD HOSPITAL DISTRICT HEALTHCARE FOR THE HOMELESS			3	100%	3
ST LUKES HOSPITAL			3	100%	3
Children's Specialized Hospital		3			3
MEDICAL SERVICES OF AMERICA HOME HEALTH		3			3
MEDEXPRESS URGENT CARE - LINDEN		3			3
MEDEXPRESS URGENT CARE - JEANNETTE		3			3
MINUTECLINIC, LLC #05891		2	1	33%	3
ABRAKIDABRA KIDS CLINIC		1	2	67%	3
SENTARA NORFOLK GENERAL HOSPITAL CENTRAL LAB			3	100%	3
COOPER UNIVERSITY HOSPITAL LABORATORY		2	1	33%	3
TAMPA		1	2	67%	3
BAPTIST HEALTH SURGERY CENTER AT NORTHPOINT			3	100%	3
MEDEXPRESS URGENT CARE-CLOQUET		3			3
HOCHBERG LOWER SCHOOL		3			3
TRUE HEALTH - LAKE UNDERHILL		3			3
JOHN D. ARCHBOLD MEM. HOSPITAL			3	100%	3
CORE CLINICS, LLC		3			3
JERSEY IRISH MEDICAL		3			3
ALABAMA MEDICAL GROUP PC		2	1	33%	3
INSPIRA MEDICAL CENTER VINELAND LAB		2	1	33%	3
SSM HEALTH ST LOUIS MICROBIOLOGY LABORATORY		1	2	67%	3
MANHATTANVILLE COLLEGE STUDENT HEALTH CENTER		3			3
MONTANA PUBLIC HEALTH LAB			3	100%	3
ADVENTHEALTH IMAGING LAKE NONA		1	2	67%	3
OHIO DEPARTMENT OF HEALTH LABORATORY		2	1	33%	3
Elderwood at Lancaster		3			3
HARBORCHASE OF STUART			3	100%	3
WOODMARK AT UPTOWN ASSISTED LIVING		3			3
CENTRAL DUPAGE HOSPITAL			3	100%	3
WAL-MART STORES EAST LP		2	1	33%	3
Manor Care-Kingston Court of York PA, LLC		3			3
VA OUTPATIENT CLINIC-NEW PORT RICHEY			3	100%	3
VAULT MEDICAL SERVICES		2	1	33%	3
Gracemore Nursing and Rehab		3			3
Kroger 522 - The Little Clinic Gahanna		2	1	33%	3
THOMAS LANGLEY			3	100%	3
THE OASIS BEACHSIDE		3			3
HARDEN DIALYSIS		1	2	67%	3
ST JOHNS EPISCOPAL HOSPITAL SOUTH SHORE		2	1	33%	3
HOUSTON MEDICAL CENTER			3	100%	3
LAB PLUS, LLC AT ASCENSION SAINT THOMA		3			3
NATIONAL JEWISH HEALTH			3	100%	3
CVS MINUTE CLINIC #5836		3			3

COVID-19: testing by laboratory

Data through May 26, 2021 verified as of May 27, 2021 at 09:25 AM

Data in this report are provisional and subject to change.

The numbers in the table below represent the number of Florida and non-Florida residents for whom test results were received by the Department of Health. A person can be tested by more than one laboratory and can have both positive and negative results. **Therefore, the sum of the numbers in each column will be larger than the total number of people tested.**

Reporting lab	Inconclusive	Negative	Positive	Percent positive	Total
BRADENTON PHYSICIAN MEDICAL CENTER			3	100%	3
LPG PEDIATRICS AT LEHIGH ACRES		2	1	33%	3
PALM COTTAGE OPERATOR LLC		2	1	33%	3
SERENADES BY SONATA		1	2	67%	3
Domiciliary Rehab & Residential Treatment Program		3			3
SCIENTIFIC LABORATORY DIVISION			3	100%	3
CAREHERE LLC			3	100%	3
BAYSHORE MEDICAL CENTER LABORATORY		3			3
Jersey City Medical Center		3			3
CVS TX19POCT SPRING		3			3
CHOTA COMMUNITY HEALTH SERVICES		2	1	33%	3
Kroger 635 - The Little Clinic Dacula		3			3
HOUSTON METHODIST HOSPITAL			3	100%	3
NORTH SHORE HOSP. INFECTION CONTROL			3	100%	3
PARKLAND HEALTH & HOSPITAL			3	100%	3
MARLBORO URGENT CARE		3			3
NOVA SOUTHEASTERN UNIVERSITY		2	1	33%	3
SOUTHCARE PHARMACY INC		1	2	67%	3
NAVAL BRANCH MEDICAL CLINIC			3	100%	3
CARESPOT-WELLINGTON			3	100%	3
ASANTE THREE RIVERS MEDICAL CENTER LAB		3			3
Diversicare of Ripley		3			3
WALGREENS #21282		3			3
CVS RI326POCT NORTH SMITHFIELD		3			3
Kroger 758 - The Little Clinic Providence		3			3
SAFE PMC		3			3
HOPE HEALTH CARE, LLC		3			3
MASSACHUSETTS DEPARTMENT OF HEALTH			3	100%	3
STEELFUSION/RJ LEE GROUP LABORATORY			3	100%	3
MEDEXPRESS URGENT CARE - LAWRENCE		3			3
Maryfield Inc. dba Pennybyrn		3			3
UK HEALTHCARE			3	100%	3
INTERCOASTAL FAMILY PRATICE		1	2	67%	3
AVALON MEDICAL GROUP		1	2	67%	3
Bainbridge Health and Rehab		3			3
CVS IN8639POCT TERRE HAUTE		3			3
CVS MA41POCT TAUNTON		2	1	33%	3
BAPTIST PRIMARY CARE FERNANDINA BEACH			3	100%	3
VIRGINIA DEPARTMENT OF HEALTH DIVISION OF			3	100%	3
TRICORE REFERENCE LABORATORY		1	2	67%	3
CORNERSTONE MEDICAL CARE OF BRANDON		2	1	33%	3
Kroger 093 - The Little Clinic Stapleton		2	1	33%	3
TWELVE OAKS RECOVERY CENTER			3	100%	3
OAKS AT AVON,THE		3			3
MED FUSION			3	100%	3
ROANE MEDICAL CENTER		2	1	33%	3

COVID-19: testing by laboratory

Data through May 26, 2021 verified as of May 27, 2021 at 09:25 AM

Data in this report are provisional and subject to change.

The numbers in the table below represent the number of Florida and non-Florida residents for whom test results were received by the Department of Health. A person can be tested by more than one laboratory and can have both positive and negative results. **Therefore, the sum of the numbers in each column will be larger than the total number of people tested.**

Reporting lab	Inconclusive	Negative	Positive	Percent positive	Total
NORTHWEST FLORIDA CLINICAL LAB		1	2	67%	3
MEDEXPRESS URGENT CARE-SALINA, S 9TH ST		3			3
SEMINOLE FAMILY HEALTH CENTER		3			3
CVS AZ1720POCT QUEEN CREEK		3			3
THE RIM URGENT CARE			3	100%	3
MANORCARE NURSING & REHABILITATION CENTER-NAPLES		3			3
ALCALA PHARMACEUTICALS			3	100%	3
HARBOUR'S EDGE		2	1	33%	3
Magnolia Health and Rehab Center			3	100%	3
SPARROW CENTRAL LAB			3	100%	3
COUNTRY COTTAGE		3			3
Eugene J. Towbin Healthcare Center		3			3
CABELL HUNTINGTON HOSPITAL CLINICAL LAB			3	100%	3
BLACKWATER RIVER			3	100%	3
Village on the Green			3	100%	3
OCEAN PEDIATRIC CARE			3	100%	3
CANOPY AT HARPER LAKE, THE			3	100%	3
PROPATH			3	100%	3
UHEALTH JACKSON URGENT CARE - CUTLER BAY		1	2	67%	3
ORCHID COVE DAYTONA			3	100%	3
AFC URGENT CARE/FARRAGUT			3	100%	3
WALGREENS #05911		3			3
NEWCARE PRIMARY MEDICINE			3	100%	3
MINUTECLINIC DIAGNOSTIC OF NEW MEXICO LLC #7552		3			3
ALLIED PHYSICIANS GROUP PLLC		3			3
PALM COAST DIALYSIS		2	1	33%	3
KIDSVILLE PEDIATRICS IV PA		1	2	67%	3
CVS NJ2949POCT EAST HANOVER		2	1	33%	3
HEALTH EXPRESS		3			3
CVS OH5457POCT POWELL		3			3
MEDEXPRESS URGENT CARE - TOPEKA, SW WANAMAKER RD		3			3
DOCTOR 4 U CLINIC		1	2	67%	3
MT CARMEL PHARMACY INC		3			3
CENTRAL FL INTERNAL MEDICINE ASSOCIATES LLC		3			3
QUALITY LABORATORY SERVICE		2	1	33%	3
Michael J Crescenz VA Outpatient Dialysis Center		3			3
B2 URGENT CARE		1	2	67%	3
WATERS PEDIATRIC CENTER			3	100%	3
MINUTECLINIC DIAGNOSTIC, PA		3			3
CVS TX7603POCT SAGINAW		3			3
COL CROSSROAD		1	2	67%	3
MEDEXPRESS URGENT CARE - WOODBURY		1	2	67%	3
Hunters Creek Nursing and Rehab			3	100%	3
VA Long Beach HCS		3			3
ESTERO FIRE RESCUE		3			3
HOMELAND CENTER		3			3

COVID-19: testing by laboratory

Data through May 26, 2021 verified as of May 27, 2021 at 09:25 AM

Data in this report are provisional and subject to change.

The numbers in the table below represent the number of Florida and non-Florida residents for whom test results were received by the Department of Health. A person can be tested by more than one laboratory and can have both positive and negative results. **Therefore, the sum of the numbers in each column will be larger than the total number of people tested.**

Reporting lab	Inconclusive	Negative	Positive	Percent positive	Total
GARCIA MORALES NELSON			3	100%	3
MEDICAL CENTER OF CENTRAL GEORGIA			3	100%	3
CROWNE HEALTH CARE OF FORT PAYNE		2	1	33%	3
ADVANCED PEDIATRICS			3	100%	3
MEDEXPRESS URGENT CARE, EDWARDSVILLE		3			3
LEGACY ER & URGENT CARE - FRISCO WEST			3	100%	3
SAVANNAH COVE		3			3
MEDSTAR URGENT CARE, LLC			3	100%	3
Altenheim Senior Living		3			3
NORTHEAST FLORIDA INTERNAL MEDICINE PA		3			3
SPRING VALLEY HOSPITAL MEDICAL CENTER			3	100%	3
MID FLORIDA CLINICAL LABORATORY		2	1	33%	3
PRIMARY CARE CENTER OF LAKE CITY, THE			3	100%	3
SIGNATURE CARE PFLUGERVILLE			3	100%	3
UNIVERSITY OF KANSAS MEDICAL CENTER			3	100%	3
ASCENSION ST VINCENT'S RIVERSIDE			3	100%	3
PRIMARY & URGENT CARE CENTERS			3	100%	3
LEXINGTON MEDICAL CENTER		1	2	67%	3
VALLEY HOSPITAL MEDICAL CENTER		1	2	67%	3
LAURELLWOOD NURSING CENTER		1	2	67%	3
CVS NC2559POCT CHARLOTTE		3			3
ST. PETERSBURG PEDIATRICS- 38TH AVENUE			3	100%	3
PATIENT FIRST - HAMILTON		3			3
VISITING PHYSICIANS OF THE TREASURE COAST LLC			3	100%	3
CVS PA7611POCT ALLISON PARK		3			3
MEDSTAR SOLUTIONS, LLC		3			3
CROSSROADS URGENT CARE DBA URGENT TEA		3			3
MEMORIAL HERMANN HOSPITAL			3	100%	3
MY INSTADOC - HOWELL URGENT CARE		2	1	33%	3
WINDERMERE PEDIATRICS			3	100%	3
NORTHERN LIGHT LABORATORY		1	2	67%	3
JACKSONVILLE VA OPC			3	100%	3
HARRINGTON PARK HEALTH AND REHAB		3			3
2412 LEBANON PIKE		2	1	33%	3
Crowne Health Care of Mobile		3			3
TRISTAR WELLNESS, LLC		3			3
YATES COUNTY PUBLIC HEALTH		3			3
ACL LABORATORIES - ROSEMONT			3	100%	3
GRIFOLS IH CENTER AND CLINICAL LABORATORY			3	100%	3
CVS SC2497POCT LEXINGTON		3			3
CVS NC3514POCT STANLEY		3			3
ADVENT HEALTH MEDICAL GROUP FAMILY MEDICINE			3	100%	3
EFFINGHAM HOSP, INC, DBA EFFINGHAM HEALTH		3			3
EAST CORE LAB			3	100%	3
MEDEXPRESS URGENT CARE - RICHMOND, W BROAD ST		3			3
LUTHERAN SERVICES FLORIDA-DREAM CENTER			3	100%	3

COVID-19: testing by laboratory

Data through May 26, 2021 verified as of May 27, 2021 at 09:25 AM

Data in this report are provisional and subject to change.

The numbers in the table below represent the number of Florida and non-Florida residents for whom test results were received by the Department of Health. A person can be tested by more than one laboratory and can have both positive and negative results. **Therefore, the sum of the numbers in each column will be larger than the total number of people tested.**

Reporting lab	Inconclusive	Negative	Positive	Percent positive	Total
PREMIER FAMILY AND SPORTS MEDICINE		2	1	33%	3
SOUTHEASTERN IMMEDIATE CARE- MILLEDGEVILLE GA			3	100%	3
HEALTH FIRST MEDICAL GROUP			3	100%	3
SURETOX LABORATORY LLC		2	1	33%	3
LIFE CARE CENTER OF SKAGIT VALLEY		3			3
LEGACY LABORATORY SERVICES			3	100%	3
Harris Hill Nursing Facility		3			3
WOMENS CARE FLORIDA LLC-LABORATORY		3			3
NASSAU COUNTY HEALTH DEPARTMENT-FERNANDINA BEACH C		3			3
MARTIN MEDICAL CENTER INC		1	2	67%	3
LUCID LABORATORY SERVICES		3			3
Florida Baptist Retirement Center		1	2	67%	3
CLINIC OF PLANT CITY, THE		2	1	33%	3
PEDIATRICS IN NORTH FLORIDA PA			3	100%	3
LEGACY ER AND URGENT CARE			3	100%	3
URGENT DOC - URGENT CARE CLINIC			3	100%	3
MEDICAL CITY DALLAS HOSPITAL			3	100%	3
ADVANCED URGENT CARE CENTER OF THE UPPER KEYS		1	2	67%	3
ACCESS HEALTH CARE		2	1	33%	3
ASANTE ROGUE REGIONAL MEDICAL CENTER L		3			3
CORTLAND COUNTY HEALTH DEPARTMENT		3			3
WALGREENS ORTIZ STELLA (ST 655)		3			3
NEW SMYRNA BEACH AMBULATORY CARE CTR		2	1	33%	3
C A R E S OXFORD		2	1	33%	3
IOWA DEPARTMENT OF PUBLIC HEALTH			3	100%	3
CVS MA335POCT RAYNHAM		3			3
TOTAL HEALTH CARE CLINIC		3			3
WALGREENS #05477		3			3
FREDERICK MEMORIAL HOSPITAL			3	100%	3
HEALTH SENTRY			3	100%	3
HEALTH AND WELLNESS URGENT CARE LLC			3	100%	3
ONE MEDICAL GROUP		1	2	67%	3
US SPECIALTY LABS			3	100%	3
APEX CLINICAL LABORATORIES INC		3			3
CARECENTER PHARMACY, LLC		3			3
ADVENTHEALTH SEBRING- INFECTION CONTROL DEPARTMENT			3	100%	3
MEDEXPRESS - WILMINGTON KIRKWOOD HIGHWAY		2	1	33%	3
ALASKA STATE PUBLIC HEALTH LABORATORY		3			3
GINKGO-IXLAYER		3			3
EAST COLONIAL FAMILY MEDICAL CENTER		3			3
FLORIDA MENTOR-POINT WEST CLUSTER		3			3
Kroger 571 - The Little Clinic Hendersonville		1	2	67%	3
DIGNITY HEALING LLC			3	100%	3
MEDFUSION		2	1	33%	3
FOUR WINDS BEHAVIORAL HEALTH		3			3
MANATEE URGENT CARE LLC			3	100%	3

COVID-19: testing by laboratory

Data through May 26, 2021 verified as of May 27, 2021 at 09:25 AM

Data in this report are provisional and subject to change.

The numbers in the table below represent the number of Florida and non-Florida residents for whom test results were received by the Department of Health. A person can be tested by more than one laboratory and can have both positive and negative results. **Therefore, the sum of the numbers in each column will be larger than the total number of people tested.**

Reporting lab	Inconclusive	Negative	Positive	Percent positive	Total
NORTHSIDE HOSPITAL D/B/A ARTHRITIS		3			3
PENSACOLA MEDICAL CLINIC LLC			3	100%	3
CATHOLIC HEALTH LABORATORY SERVICES		3			3
MEMORIAL HERMANN			3	100%	3
ONSLOW MEMORIAL HOSPITAL LABORATORY		3			3
CVS M05727POCT PLATTE CITY		3			3
CERTIVIA LABORATORIES			3	100%	3
PINELLAS CHD - CLEARWATER		2	1	33%	3
Schoolcraft Medical Care Facility		3			3
320 S TRANSIT ST		3			3
ALLIANCE LABS @LRMC			3	100%	3
CVS NJ2369POCT JACKSON		3			3
ACCOMPLISHED HOME CARE		3			3
GULF COAST IMMEDIATE CARE CENTER		1	2	67%	3
UNIVERSITY URGENT CARE			3	100%	3
NORTHWELL HEALTH			3	100%	3
WHOLE CHILD PEDIATRICS			3	100%	3
CVS IL2798POCT CHICAGO		1	2	67%	3
RICHMOND CITY DEPARTMENT OF PUBLIC HEALTH			3	100%	3
MEDSTAR HEALTH URGENT CARE			3	100%	3
SUNDALE NURSING HOME		3			3
DISPATCHHEALTH-FLORIDA INC		3			3
COX HEALTH SOUTH LAB		1	2	67%	3
F W HUSTON MEDICAL CENTER SENIOR LIVIN		3			3
Kroger 753 - The Little Clinic Goss Avenue		3			3
NEW GEN LABS			3	100%	3
LRHS Florida Poly Tech		3			3
RIGHT AT HOME			3	100%	3
THE MEDICAL CENTER			3	100%	3
NEW YORK STATE DEPARTMENT OF HEALTH		1	2	67%	3
ADVENTHEALTH CENTRA CARE LAKE NONA		1	2	67%	3
COASTAL SKIN SURGERY AND DERMATOLOGY PL		3			3
MID-FLORIDA PATHOLOGY LLC - MOBILE UNIT # 3		1	2	67%	3
TARRANT COUNTY PUBLIC HEALTH		3			3
TERRACE OF ST CLOUD, THE		2	1	33%	3
NEBRASKA DEPARTMENT OF HEALTH AND HUMAN SERVICES			3	100%	3
Grandview Health Care Center		3			3
ROYAL PALM RETIREMENT CENTRE		3			3
VICAR'S LANDING NURSING HOME		2	1	33%	3
VELOCITY URGENT CARE			3	100%	3
NORTHCREST MEDICAL CENTER		1	2	67%	3
SUN TERRACE HEALTH CARE CENTER			3	100%	3
SOUTH COUNTY MENTAL HEALTH CENTER INC			3	100%	3
DUKE UNIVERSITY POINT OF CARE TESTING PROGRAM			3	100%	3
BROOKDALE OAKBRIDGE		1	2	67%	3
FLORIDA MEDICAL ASSOCIATES		3			3

COVID-19: testing by laboratory

Data through May 26, 2021 verified as of May 27, 2021 at 09:25 AM

Data in this report are provisional and subject to change.

The numbers in the table below represent the number of Florida and non-Florida residents for whom test results were received by the Department of Health. A person can be tested by more than one laboratory and can have both positive and negative results. **Therefore, the sum of the numbers in each column will be larger than the total number of people tested.**

Reporting lab	Inconclusive	Negative	Positive	Percent positive	Total
ADVENTHEALTH MEDICAL GROUP OBSTETRICS			3	100%	3
CVS NE8616POCT LINCOLN		1	2	67%	3
CVS SC7567POCT BOILING SPRINGS		2	1	33%	3
WELLSTREET SMYNA URGENT CARE		3			3
VELOCITY CARE			3	100%	3
CVS AZ9374POCT TUCSON		3			3
WEILL CORNELL MEDICAL ASSOCIATES - EAST SIDE		3			3
LITTLE SPURS PEDIATRIC URGENT CARE		1	2	67%	3
ANDERSON MEDICAL PC		3			3
Kroger 387 - The Little Clinic Hubbards Lane		3			3
RCA LABORATORY SERVICES LLC			3	100%	3
SCHIFF CENTER FOR LIVER DISEASES		1	2	67%	3
EASTERN NEW MEXICO MEDICAL CENTER		3			3
AUSTIN PUBLIC HEALTH			3	100%	3
NEMOURS CHILDRENS PRIMARY CARE HORIZON WEST			3	100%	3
HOLY CITY MED URGENT CARE			3	100%	3
TEMPUS_LABS			3	100%	3
MIDWAY SPECIALTY CARE RX LLC		1	2	67%	3
CLARA MAASS TRANSITIONAL CARE UNIT		3			3
PIEDMONT ROCKDALE HOSPITAL		2	1	33%	3
CTRS			3	100%	3
YORK HOSPITAL - LABORATORY			3	100%	3
MARRA'S PHARMACY		3			3
EASTGENE LABORATORIES		3			3
MEDEXPRESS-HOUSTON EAST FWY		1	2	67%	3
ISLAND NURSING HOME		2	1	33%	3
CVS CT4149POCT EAST HAMPTON		3			3
OAKMONT OF UNION SC, LLC		3			3
PLANT CITY FAMILY CARE		3			3
The Good Shepherd		3			3
DELRAY BEACH HEALTH DEPT LAB			3	100%	3
CELEBRATION PRIMARY CARE ASSOCIATES LLC		3			3
Walgreens #5984		3			3
MAYO		1	2	67%	3
CLINICA HISPANIA			3	100%	3
CDPH BRANCH LABORATORY			3	100%	3
PROHEALTH PRIMARY CARE - GLEN OAKS		3			3
SOLERA SPECIALTY PHARMACY LLC		2	1	33%	3
JOJAN PHARMA INC		3			3
CVS AZ7263POCT PHOENIX		3			3
CVS AZ10529POCT SCOTTSDALE		3			3
Harbert Hills Academy Nursing Home		3			3
BROOKDALE SENIOR LIVING			3	100%	3
BOLING, STEPHANIE		3			3
NASSAU COUNTY HEALTH DEPARTMENT		3			3
SHANDS AT LAKE SHORE LAB		1	2	67%	3

COVID-19: testing by laboratory

Data through May 26, 2021 verified as of May 27, 2021 at 09:25 AM

Data in this report are provisional and subject to change.

The numbers in the table below represent the number of Florida and non-Florida residents for whom test results were received by the Department of Health. A person can be tested by more than one laboratory and can have both positive and negative results. **Therefore, the sum of the numbers in each column will be larger than the total number of people tested.**

Reporting lab	Inconclusive	Negative	Positive	Percent positive	Total
ORMOND BEACH URGENT CARE			3	100%	3
MEDEXPRESS URGENT CARE - LINKHORNE		3			3
CAPTIAL REGIONAL MEDICAL CENTER			3	100%	3
CVS PHARMACY INC DBA CVS/PHARMACY #10908		3			3
VICKIE N HARRELL MD		2	1	33%	3
Broadview Multi-Care Center		3			3
FAMILY PRACTICE OF CENTRAL FLORIDA PA		1	2	67%	3
MUNSON MEDICAL CENTER			3	100%	3
MANORCARE HEALTH SERVICES BOCA RATON			3	100%	3
Farmville Health & Rehab Center		3			3
QUEST DIAGNOSTICS CLINICAL LABORATORIES INC		2	1	33%	3
ERIE COUNTY PUBLIC HEALTH CLINICAL		3			3
ATLANTIS OUTPATIENT CENTER		3			3
WEST FLORIDA MEDICAL ASSOCIATES		1	2	67%	3
Hackensack Univ Medical Center At Pasc		2	1	33%	3
GREENTREE MEDICAL CENTER			3	100%	3
MARYLAND STATE DEPT OF HEALTH	2		1	33%	3
SOUTHERN REGIONAL MEDICAL CENTER		3			3
AdventHealth Care Center Orlando North			3	100%	3
Kroger 388 - The Little Clinic Braelinn Village		3			3
HEPATOLOGY DIAGNOSTIC LAB			3	100%	3
MEDIC INFUSION PA		3			3
Concordia Village of Tampa			3	100%	3
New Jersey Aim At Smg		3			3
HAMILTON COUNTY HEALTH DEPARTMENT		3			3
COASTAL PEDIATRIC CARE			3	100%	3
KIDS CARE PEDIATRICS			3	100%	3
AZALEALAND NURSING HOME		3			3
WALGREENS NO 19542		3			3
TIEHH BIOTERRORISM RESPONSE LAB			3	100%	3
WELLSTAR URGENT CARE SHALLOWFORD		1	2	67%	3
SPRING LAKE REHABILITATION CENTER			3	100%	3
EAST NAPLES PEDIATRICS			3	100%	3
SOUTHEAST GEORGIA HEALTH SYSTEM BRUNS		3			3
EXETER HOSPITAL		3			3
CVS IL2788POCT BUFFALO GROVE		3			3
NEBRASKA MEDICAL CENTER			3	100%	3
INTERNAL MEDICINE AND WOUND CARE SPECIALIST LLC		3			3
BNC Medical Investors, LLC Berrien Nursing & Rehabilitation Center		3			3
CVS SC5471POCT LEXINGTON		2	1	33%	3
BAPTIST PRIMARY CARE, INC.		2	1	33%	3
BROADWAY HEALTH FLORIDA MEDICAL CLINIC URGENT CARE			3	100%	3
NATHAN LITTAUER HOSPITAL LAB		3			3
ESCO DRUG CO INC		3			3
Community Resource and Referral Center		3			3
PARRISH MEDICAL CENTER-WAIVED TESTING		3			3

COVID-19: testing by laboratory

Data through May 26, 2021 verified as of May 27, 2021 at 09:25 AM

Data in this report are provisional and subject to change.

The numbers in the table below represent the number of Florida and non-Florida residents for whom test results were received by the Department of Health. A person can be tested by more than one laboratory and can have both positive and negative results. **Therefore, the sum of the numbers in each column will be larger than the total number of people tested.**

Reporting lab	Inconclusive	Negative	Positive	Percent positive	Total
HIALEAH SHORES NURSING AND		2	1	33%	3
ALABAMA DEPT PUBLIC HEALTH			3	100%	3
NEVADA DEPARTMENT OF HEALTH AND HUMAN SERVICES			3	100%	3
IM&P WELLNES CENTER			3	100%	3
CVS IN6559POCT AVON		3			3
LOCH HAVEN PEDIATRICS			3	100%	3
Meadow Lakes		3			3
BICKERTON, DAWN		3			3
TOMAH VAMC		2	1	33%	3
Fort Gaines Health and Rehab		3			3
UNIVERSITY HEALTH SERVICES RIVER CAMPUS		2	1	33%	3
CAREHERE - INDIAN RIVER		3			3
MINUTECLINIC DIAGNOSTIC, PA #10252		3			3
CVS TX2876POCT PROSPER		3			3
Macon Valley Nursing and Rehabilitation Center		3			3
ADVANCE FAMILY PRACTICE LLC			3	100%	3
NEXTCARE WYOMING LLC			3	100%	3
SOUTH LAKE FAMILY HEALTH CENTER			3	100%	3
FAMILY FIRST PEDIATRICS			3	100%	3
WEST TN HEALTH MED NORTH		3			3
ST MARYS HEALTH CARE SYSTEM		2	1	33%	3
PUBLIC HEALTH TRUST OF MIAMI DADE COUNTY			3	100%	3
WYOMING DEPT OF HEALTH			3	100%	3
MEDEXPRESS URGENT CARE - HAZLET		2	1	33%	3
BAPTIST HOSPITAL OF MIAMI MCI BROWARD LABORATORY			3	100%	3
MINUTECLINIC DIAGNOSTIC OF WISCONSIN,		3			3
WAKULLA URGENT CARE & DIAGNOSTIC			3	100%	3
CORMEUM LAB SERVICES, LLC			3	100%	3
CVS MA1179POCT HUDSON		2	1	33%	3
HARRIS URGENT CARE CENTER			3	100%	3
Highland Ave. Eye Clinic		3			3
FULGENT GENETICS HOUSTON		3			3
MEDEXPRESS URGENT CARE - TOTOWA		3			3
BETHESDA HOSPITAL EAST BLOOD GAS LAB			3	100%	3
Kroger 448 - The Little Clinic Mason		3			3
GROVES CENTER			3	100%	3
AMBER COURT OF ELIZABETH		3			3
COMMUNICABLE DISEASE CONTROL/PUBLIC HEALTH EMERGENCY PREPAREDNESS			3	100%	3
TMH PHYSICIAN PARTNERS BLOUNTSTOWN			3	100%	3
LINCOLN MEDICAL CENTER		3			3
PEDIATRICS BY THE SEA JOG RD OFFICE			3	100%	3
NASON HOSPITAL			3	100%	3
CARENOW-ATASCOCITA			3	100%	3
CVS AZ4795POCT MESA		3			3
MEDICAL CENTER OF THE ROCKIES			3	100%	3
STRINGFELLOW MEMORIAL HOSPITAL		3			3

COVID-19: testing by laboratory

Data through May 26, 2021 verified as of May 27, 2021 at 09:25 AM

Data in this report are provisional and subject to change.

The numbers in the table below represent the number of Florida and non-Florida residents for whom test results were received by the Department of Health. A person can be tested by more than one laboratory and can have both positive and negative results. **Therefore, the sum of the numbers in each column will be larger than the total number of people tested.**

Reporting lab	Inconclusive	Negative	Positive	Percent positive	Total
NEMOURS CHILDRENS PRIMARY CARE MAITLAND			3	100%	3
CGH MEDICAL CENTER			3	100%	3
CEDAR CREST HEALTH CENTER		3			3
Huntington Health Care and Rehabilitation Center		3			3
Kings County Hospital Center			3	100%	3
PHYSICIANS MEDICAL CENTER		3			3
CLINICAL CARE ASSOCIATES, INC			3	100%	3
ADRIANA M CASTRO MD PA		3			3
EMERALD PARK OF HOLLYWOOD			3	100%	3
GEISINGER COMMUNITY MEDICAL CENTER			3	100%	3
Fairview		2	1	33%	3
CVS NV5942POCT LAS VEGAS		3			3
MEMORIAL HEALTH SYSTEM		1	2	67%	3
TIFTON CARECONNECT URGENT CARE			3	100%	3
BROOKDALE ALTAMONTE SPRINGS			3	100%	3
NSUH AT SYOSSET		3			3
FRESENIUS KIDNEY CARE			3	100%	3
CVS - MINUTECLINIC			3	100%	3
BOCA RATON PHYSICIANS PA			3	100%	3
Westside Terrace		3			3
FLAGLER FAMILY MEDICINE PA			3	100%	3
MISSISSIPPI CARE CENTER OF DEKALB LLC		3			3
UNITY HEALTH AND REHABILITATION CENTER			3	100%	3
GYN PATH SERVICES			3	100%	3
ER MEDICAL PC		3			3
CLEVELAND CLINIC SLW ED		3			3
AFFORDABLE PRIMARY CARE LLC		3			3
NORTHSIDE FAMILY MEDICINE AND URGENT CARE (HOLLY SPRINGS)		3			3
ADVENTHEALTH WATERMAN COMMUNITY CLINIC			3	100%	3
EASTMAN HEALTHCARE & REHAB		3			3
ALVERNO CLINICAL LABORATORIES			3	100%	3
PHYSICIANS CARE INC		1	2	67%	3
WALGREENS #07502		3			3
ADVANCED MEDICAL RESEARCH CENTER LLC			3	100%	3
CVS AZ7075POCT CHANDLER		3			3
LIFEGUARD AMBULANCE SERVICE LLC, TEXAS			3	100%	3
COMMUNITEL			3	100%	3
Cleveland Clinic Weston			3	100%	3
HELIX LW UC		1	2	67%	3
CVS IN6608POCT NEW PALESTINE		1	2	67%	3
VIRGINIA DIVISION OF CONSOLIDATED LABORATORIES			3	100%	3
NEWSTAR MEDICAL LABORATORIES		3			3
BOSTON MEDICAL CENTER			3	100%	3
HEALGEN SCIENTIFIC			3	100%	3
CCRX OF NORTH CAROLINA, LLC		2	1	33%	3
EXPEDIAN URGENT CARE			3	100%	3

COVID-19: testing by laboratory

Data through May 26, 2021 verified as of May 27, 2021 at 09:25 AM

Data in this report are provisional and subject to change.

The numbers in the table below represent the number of Florida and non-Florida residents for whom test results were received by the Department of Health. A person can be tested by more than one laboratory and can have both positive and negative results. **Therefore, the sum of the numbers in each column will be larger than the total number of people tested.**

Reporting lab	Inconclusive	Negative	Positive	Percent positive	Total
Crowne Health Care of Eufaula		3			3
OPENTRONS PRL		2	1	33%	3
RIVERSIDE METHODIST HOSPITAL LAB			3	100%	3
OCALA REGIONAL KIDNEY CENTER-WEST			3	100%	3
AVANTE INVERNESS		1	2	67%	3
LEESBURG COMMUNITY HEALTH CENTERS			3	100%	3
MEMORIAL HEALTH UNIVERSITY MEDICAL CENTER			3	100%	3
NORTH NAPLES HOSPITAL RESPIRATORY THERAPY DEPARTMENT			3	100%	3
CALIFORNIA DEPARTMENT OF PUBLIC HEALTH BRANCH LABORATORY			3	100%	3
DOCTORS HOSPITAL RENAISSANCE			3	100%	3
CVS MA937POCT CARVER		3			3
FAMILY CARE SPECIALISTS OF ORLANDO			3	100%	3
GONZALEZ MD AND ASWAD MD HEALTH SERVICES			3	100%	3
VIRTUA MEMORIAL HOSPITAL BURLINGTON COUNTY		1	2	67%	3
CVS MD1490POCT GAITHERSBURG		3			3
FLORIDA LABORATORY ANALYSIS, LLC			3	100%	3
JS HEALTHCARE		2	1	33%	3
BOND & STEELE CLINIC, PA			3	100%	3
MINUTECLINIC, LLC #05814		3			3
NC STATE LABORATORY OF PUBLIC HEALTH		3			3
KAP MEDICAL GROUP, LLC			3	100%	3
ANN STORCK CENTER INC		3			3
NORTH SHORE MEDICAL CENTER - SALEM HOSPITAL		1	2	67%	3
PREMIER MOBILE HEALTH SERVICES, LLC		1	2	67%	3
MEDI PARTNERS OF SOUTH FLORIDA		3			3
CROSSVILLE MEDICAL GROUP		1	2	67%	3
PREMIER CLINICAL RESEARCH INSTITUTE INC			3	100%	3
SANIBEL MEDICAL CLINIC		1	2	67%	3
OHSU LABORATORY SERVICES		3			3
PRECIDENT FLORIDA		3			3
24TH WEAPONS OF MASS DESTRUCTION - CIVIL SUPPORT		3			3
UC CORAL GABLES		1	2	67%	3
MURFREESBORO MEDICAL CLINIC		3			3
MEDEXPRESS URGENT CARE - WHEELING		2	1	33%	3
WALGREENS #03093		3			3
BAPTIST OUTPATIENT SERVICES			3	100%	3
SUMMIT MEDICAL GROUP - WEST ORANGE		3			3
ENCOMPASS HEALTH HOME HEALTH		1	2	67%	3
DEER'S HEAD CENTER		3			3
MEMORIAL HERMANN CONSOLIDATED LABORATORY SERVICES			3	100%	3
NEMOURS CHILDREN'S PRIMARY CARE, LONGWOOD			3	100%	3
INSPIRED LIVING AT SARASOTA			3	100%	3
PRISMA HEALTH MIDLANDS			3	100%	3
WISE HEALTH SYSTEM		1	2	67%	3
CVS NV5286POCT HENDERSON		3			3
CVS KS676POCT LAWRENCE		2	1	33%	3

COVID-19: testing by laboratory

Data through May 26, 2021 verified as of May 27, 2021 at 09:25 AM

Data in this report are provisional and subject to change.

The numbers in the table below represent the number of Florida and non-Florida residents for whom test results were received by the Department of Health. A person can be tested by more than one laboratory and can have both positive and negative results. **Therefore, the sum of the numbers in each column will be larger than the total number of people tested.**

Reporting lab	Inconclusive	Negative	Positive	Percent positive	Total
DOCTOR TODAY URGENT CARE			3	100%	3
SANFORD LABORATORY BISMARCK		2	1	33%	3
John Knox Manor Inc II		2	1	33%	3
MORSELIFE HOME CARE INC			3	100%	3
MINUTECLINIC DIAGNOSTIC MEDICAL		3			3
FLORIDA MEDICAL CLINIC, LLC			3	100%	3
Englewood Health and Rehab			3	100%	3
MARYWOOD NURSING CARE CENTER		3			3
CORNERSTONE DRUG AND GIFT INC		3			3
CVS NE5863POCT OMAHA		1	2	67%	3
FLORIDA GASTROENTEROLOGY ASSOCIATES PA		3			3
THE PATHOLOGY LABORATORY		1	2	67%	3
OPTUM PRIMARY CARE - SILVER LAKES			3	100%	3
CONCENTRA - PLANTATION		3			3
VA WNYHCS - Buffalo Division		2	1	33%	3
ACCESS LABORATORIES LLC			3	100%	3
YOUR DOCTOR'S OFFICE		2	1	33%	3
ARCPPOINTLABS OF VIRGINIA BEACH		1	2	67%	3
EVENING PEDIATRICS INC		1	2	67%	3
CHEROKEE COUNTY HEALTH AND REHAB CENTER		3			3
Granville Center	1	2			3
CVS CA8882POCT SAN CLEMENTE		3			3
Jackson Health Care Facility		1	2	67%	3
MELBOURNE URGENT CARE	1		2	67%	3
RAPID CITY RUGENT CARE			3	100%	3
Kroger 592 - The Little Clinic Alexander Plaza		2	1	33%	3
KISSIMMEE URGENT CARE		3			3
STARLING AT SAN JOSE			3	100%	3
PEDIATRICS AND ADOLESCENT MEDICINE		2	1	33%	3
CVS OH2540POCT HILLIARD		3			3
CAMPAZZI CONCIERGE MEDICAL SERVICES		2	1	33%	3
CVS MA137POCT QUINCY		3			3
Kroger 768 - The Little Clinic Leestown Rd		2	1	33%	3
ADVICE FOR OPTIMAL WELLNESS, INC			3	100%	3
COVENANT PEDIATRICS		1	2	67%	3
Illiana HCS -Danville VAMC		3			3
LEE MEMORIAL HOSPITAL BLOOD GAS LAB			3	100%	3
ALOHA HOME CARE LLC DBA ACCENTCARE HOME HEALTH OF		3			3
MCGUFFEY HEALTH CARE CENTER INC		3			3
EXPRESSCARE URGENT CARE CENTER			3	100%	3
COMMUNITY MEDICAL CENTER			3	100%	3
Kroger 627 - The Little Clinic Castleberry		2	1	33%	3
ACCELERATED URGENT CARE		3			3
MEDEXPRESS URGENT CARE - WALL		3			3
BARONESS ERLANGER HOSPITAL		3			3
Greystone Health Care Center		3			3

COVID-19: testing by laboratory

Data through May 26, 2021 verified as of May 27, 2021 at 09:25 AM

Data in this report are provisional and subject to change.

The numbers in the table below represent the number of Florida and non-Florida residents for whom test results were received by the Department of Health. A person can be tested by more than one laboratory and can have both positive and negative results. **Therefore, the sum of the numbers in each column will be larger than the total number of people tested.**

Reporting lab	Inconclusive	Negative	Positive	Percent positive	Total
UHEALTH CORAL SPRINGS			3	100%	3
ASPIRUS WAUSAU HOSPITAL			3	100%	3
BLANCHARD VALLEY HOSPITAL LABORATORY			2	100%	2
NORTH MCALLEN PEDIATRIC CENTER			2	100%	2
AMERICAN FAMILY CARE URGENT CARE		1	1	50%	2
FLORIDA MENTOR FAULKNER GROUP HOME			2	100%	2
MEDSTAR HARBOR HOSPITAL			2	100%	2
Q ALL CARE MEDICAL PC		2			2
ORLANDO LUTHERAN TOWERS		1	1	50%	2
REGIONS HOSPITAL LABORATORY			2	100%	2
MEDAILLE COLLEGE WELLNESS CENTER		2			2
OMEGA RESEARCH CONSULTANTS			2	100%	2
SUNSHINE PHARMACY		2			2
GREEN POINT RX INC DBA ALTRU CHEMISTS		2			2
Manorcare Health Services - Williamsport South		2			2
CENTRAL JERSEY URGENT CARE OF GREEN BR		2			2
HCR MANOR CARE SERVICES OF FLORIDA III INC		2			2
NORTON IMMEDIATE CARE CENTER - PRESTON			2	100%	2
ACKERMAN CANCER CENTER		2			2
FIRST PREVENTION AND DIALYSIS CENTER LLC			2	100%	2
POLK PEDIATRICS		1	1	50%	2
BAYFRONT CARDIOVASCULAR ASSOCIATES		1	1	50%	2
BETHESDA HEALTH CARE CENTER		2			2
NEW DISCOVERY BIOLOGICS, LLC		1	1	50%	2
ALTIUS INSTITUTE FOR BIOMEDICAL SCIENCES			2	100%	2
AMERICAN RESEARCH CENTERS OF FLORIDA			2	100%	2
DOCTORS MEDICAL CTR OF WALTON COUNTY			2	100%	2
FLORIDA SCHOOL FOR THE DEAF & BLIND			2	100%	2
PLASMA MED RESEARCH DBA		2			2
TRUE HEALTH INC			2	100%	2
SIGNAL DIAGNOSTICS DBA FLOWHEALTH LABS			2	100%	2
CEDARS-SINAI MEDICAL CENTER			2	100%	2
CVS AZ9277POCT TUCSON		2			2
RMC BROOKHOLLOW MED AESTHETICS INC		2			2
Kroger 762 - The Little Clinic Clarksville		2			2
NHSN_AIMS		2			2
RIVERVIEW MEDICAL CLINIC		2			2
UF KANAPAHA LAB BEAKER		2			2
Timber Ridge Health Care Center			2	100%	2
WATERBURY HOSPITAL REFERENCE LAB			2	100%	2
CVS OH6185POCT PICKERINGTON		2			2
WALKING URGENT CARE INC			2	100%	2
Kroger 020 - The Little Clinic Wheat Ridge		2			2
Church Creek SNF			2	100%	2
CVS M08581POCT BLUE SPRINGS		1	1	50%	2
COLONIAL HEALTH CARE		1	1	50%	2

COVID-19: testing by laboratory

Data through May 26, 2021 verified as of May 27, 2021 at 09:25 AM

Data in this report are provisional and subject to change.

The numbers in the table below represent the number of Florida and non-Florida residents for whom test results were received by the Department of Health. A person can be tested by more than one laboratory and can have both positive and negative results. **Therefore, the sum of the numbers in each column will be larger than the total number of people tested.**

Reporting lab	Inconclusive	Negative	Positive	Percent positive	Total
CARE 365			2	100%	2
Ozark Health and Rehabilitation, LLC		2			2
CVS NC6633POCT FAYETTEVILLE		2			2
MEDEXPRESS URGENT CARE - LINCOLN VILLA		2			2
TMH EC NORTHEAST LABORATORY			2	100%	2
EASTSIDE SPORTS COMPLEX			2	100%	2
PALM WEST INTERNIST PA			2	100%	2
STOP URGENT CARE			2	100%	2
CVS OH3306POCT AKRON		1	1	50%	2
LONG ISLAND MINIMALLY INVASIVE SURGERY		2			2
ManorCare Health Services Peters Township		2			2
Providence of Sparta Health and Rehabilitation		2			2
SWIFT CREEK HEALTH CENTER AT THE TEMPL		2			2
WALGREENS #07033		2			2
North Ottawa Care Center at Heartwood Lodge		2			2
ERGENT MED SAINT SIMONS			2	100%	2
HEALTH PARTNERS REGIONAL HOSPITAL			2	100%	2
FLORIDA DEPARTMENT OF HEALTH IN CITRUS COUNTY		2			2
CIGNA GATEWAY			2	100%	2
POMERENE HOSPITAL			2	100%	2
CROWN MEDICAL PC		2			2
CLARKSVILLE HEALTH SYSTEM			2	100%	2
Iron County Medical Care Facility		2			2
PM PEDIATRICS OF BAYSIDE, PLLC - RIVE		2			2
CARE ATC SUN HYDRAULICS TALLAVAST			2	100%	2
FHPG SURGICAL ASSOCIATES OF EAST PASCO			2	100%	2
VAULT HEALTH			2	100%	2
CVS IN6611POCT INDIANAPOLIS		1	1	50%	2
Garden Isle Healthcare and Rehabilitation Center		2			2
VALUE DRUGS BRONXVILLE INC		2			2
The Friendly Home		2			2
NEW YORK UNIVERSITY MEDICAL CENTER			2	100%	2
Royal C Johnson VA Memorial Hospital		2			2
Crestview Rehabilitation & Skilled Nursing Services		2			2
EXCELTOX LABORATORIES LLC		2			2
UNIVERSITY OF VERMONT MEDICAL CENTER			2	100%	2
URGENT CARE 24/7 TAMPA			2	100%	2
CRAWFORD COUNTY CARE CENTER		2			2
RENOWN REGIONAL MEDICAL CENTER			2	100%	2
MEDERI CARETENDERS		1	1	50%	2
DIVERSE MEDICAL CARE LLC			2	100%	2
CVS MA1875POCT ASHLAND		1	1	50%	2
ASPIRUS RIVERVIEW HOSPITAL & CLINICS INC		1	1	50%	2
UNITED MEMORIAL MEDICAL CENTER			2	100%	2
Manor At Perrysburg		2			2
LUTHERAN SERVICES FLORIDA INC		1	1	50%	2

COVID-19: testing by laboratory

Data through May 26, 2021 verified as of May 27, 2021 at 09:25 AM

Data in this report are provisional and subject to change.

The numbers in the table below represent the number of Florida and non-Florida residents for whom test results were received by the Department of Health. A person can be tested by more than one laboratory and can have both positive and negative results. **Therefore, the sum of the numbers in each column will be larger than the total number of people tested.**

Reporting lab	Inconclusive	Negative	Positive	Percent positive	Total
MANSFIELD MEDICAL LODGE			2	100%	2
AUSTIN REGIONAL CLINIC MICROBIOLOGY LAB			2	100%	2
FLORIDA SPINE AND PAIN SPECIALISTS		2			2
MADISON HOSPITAL LABORATORY			2	100%	2
JEFFERSON WASHINGTON TOWNSHIP HOSPITAL		2			2
WASHINGTONVILLE PHARMACY INC		2			2
VA Connecticut HCS - Newington Campus		2			2
MOBILE PHLEBOTOMY SERVICES			2	100%	2
PIEDMONT URGENT CARE - CONYERS		2			2
ABBEY DELRAY SOUTH IN FLORIDA			2	100%	2
INSPIRE HEALTHCARE CENTER			2	100%	2
PRECISION DIAGNOSTIC INC		2			2
SHADY GROVE ADVENTIST HOSPITAL			2	100%	2
PATIENT FIRST - SICKLERVILLE		1	1	50%	2
NORTH OKALOOSA PHYSICIAN GRP - WALK IN CLINIC			2	100%	2
HELEN HAYES HOSPITAL LABORATORY		2			2
GEAUGA REGIONAL HOSPITAL		2			2
MEASE COUNTRYSIDE HOSPITAL CARDIAC REH			2	100%	2
MED-LAKE LABORATORY, LLC			2	100%	2
CVS PA2867POCT FOLSOM		1	1	50%	2
UNITED PHYSICIAN GROUP FAMILY MEDICINE OF HAMPTON		2			2
MOSAIC MEDICAL CENTER MARYVILLE			2	100%	2
LIBERTY HEALTH CENTER			2	100%	2
SWEDISH COVENANT HOSPITAL			2	100%	2
Crest Manor Living and Rehabilitation		2			2
SPECTRUM HEALTH			2	100%	2
WALGREENS #05432		2			2
Coos County Nursing Home		2			2
ORLANDO DIALYSIS		1	1	50%	2
MANISTEE COUNTY MEDICAL CARE FACILITY		2			2
URGENTMED PLANTATION			2	100%	2
BEREA URGENT CARE			2	100%	2
MEDISURE DBA MY WELLNESS EXPRESS			2	100%	2
VALLEY MEDICAL LABORATORY			2	100%	2
FLORIDA MEDICAL CLINIC RADIOLOGY DALE MABRY		2			2
BERGEN COUNTY SURGICAL AND ENDOSCOPY CENTER		2			2
Stillwater Healthcare		2			2
ST. ELIZABETH HEALTHCARE			2	100%	2
HOPE HEALTH & WELLNESS		2			2
Lenawee Medical Care Facility		2			2
PIEDMONT WALTON HOSPITAL		2			2
GULFCOAST JEWISH FAMILY			2	100%	2
MEMORIAL HOSPITAL OF SOUTH BEND			2	100%	2
VILLAGES HEALTH SYSTEM, LLC, THE			2	100%	2
MEDICAL ARTS LABORATORY			2	100%	2
ACCESS MEDICAL GROUP OF FLORIDA CITY			2	100%	2

COVID-19: testing by laboratory

Data through May 26, 2021 verified as of May 27, 2021 at 09:25 AM

Data in this report are provisional and subject to change.

The numbers in the table below represent the number of Florida and non-Florida residents for whom test results were received by the Department of Health. A person can be tested by more than one laboratory and can have both positive and negative results. **Therefore, the sum of the numbers in each column will be larger than the total number of people tested.**

Reporting lab	Inconclusive	Negative	Positive	Percent positive	Total
ALBANNA PEDIATRICS CENTER			2	100%	2
SOLDIERS' HOME OF HOLYOKE		2			2
MICARE CLINC			2	100%	2
ADVANCED MEDICAL CARE			2	100%	2
SPECTRA EAST INC		1	1	50%	2
SUMMIT URGENT CARE PS			2	100%	2
PruittHealth Lakehaven		2			2
ACN PHYSICIANS GROUP CORP			2	100%	2
WELLSTREET - SADDLEBROOK		2			2
ALABAMA REFERENCE LAB			2	100%	2
SHORE MEDICAL CENTER		2			2
Aston Park Health Care Facility		2			2
OSF SAINT FRANCIS MEDICAL CENTER			2	100%	2
MEDCARE		2			2
CAROLINA BAY HEALTHCARE CTR OF WILMING		2			2
Highland Rehabilitation and Nursing Center		2			2
ADVENTHEALTH EAST ORLANDO EMPLOYEE CLINIC		2			2
SOUTHEAST GEORGIA HEALTH SYSTEM			2	100%	2
FLORIDA MEDICAL CLINIC CARDIOLOGY-ZH			2	100%	2
MAGNOLIA ADULT, LLC			2	100%	2
DALLAS BAPTIST UNIVERSITY - HEALTH SERVICES			2	100%	2
GUARDIAN HOME CARE OF CENTRAL GEORGIA		2			2
VA Outpatient Dental Facility		1	1	50%	2
VITAL CARE CLINIC, LLC			2	100%	2
Kroger 686 - The Little Clinic Farragut		2			2
LEHIGH MEDICAL AND RESEARCH CENTER, INC			2	100%	2
LOURDES-NOREEN MCKEEN RESIDENCE□			2	100%	2
TANNER MEDICAL CENTER VILLA RICA		2			2
CPL INC/BSSC PATHOLOGY		2			2
HOLY TRINITY PHARMACY LLC		2			2
Hartwell Health and Rehabilitation		2			2
EMORY DECATUR HOSPITAL - EMORY MEDICAL		2			2
PALM BEACH DIABETES & ENDOCRINE SPECIALISTS PA			2	100%	2
HMH HOSPITALS CORPORATION		2			2
HEALTH CARPENTER PLLC		2			2
MEMORIAL HOSPITAL WEST			2	100%	2
BAPTIST HEALTH PRIMARY CARE AT DORAL			2	100%	2
JENNIE STUART MEDICAL CENTER			2	100%	2
MOBILE MEDICAL UNIT- SAINT JOSEPH REG		2			2
GASTROENTEROLOGY ASSOCIATES			2	100%	2
WURLAND NURSING AND REHABILITATION, L		2			2
CHILDREN PHYSICIANS GROUP			2	100%	2
CHIPLEY DIALYSIS			2	100%	2
PIEDMONT MOUNTAINSIDE HOSPITAL LABORAT		2			2
MC MEDICAL			2	100%	2
SPECIALTY LABORATORIES			2	100%	2

COVID-19: testing by laboratory

Data through May 26, 2021 verified as of May 27, 2021 at 09:25 AM

Data in this report are provisional and subject to change.

The numbers in the table below represent the number of Florida and non-Florida residents for whom test results were received by the Department of Health. A person can be tested by more than one laboratory and can have both positive and negative results. **Therefore, the sum of the numbers in each column will be larger than the total number of people tested.**

Reporting lab	Inconclusive	Negative	Positive	Percent positive	Total
COLUMBIA COTTAGE		2			2
CONWAY MEDICAL CENTER			2	100%	2
The Laurels of Hendersonville		2			2
HEALTH NETWORK LAB			2	100%	2
ST ANTHONY COMMUNITY HOSPITAL LAB		1	1	50%	2
HERITAGE VILLAGE REHAB & SKILLED NURSI		2			2
BERKSHIRE MEDICAL CENTER			2	100%	2
Mary Anna Nursing Home		2			2
GOVERNEUR HOSPITAL LABORATORY		2			2
ASSOCIATES IN INTERNAL MEDICINE PA			2	100%	2
IN & OUT URGENT CARE METAIRIE			2	100%	2
TRINITY DIALYSIS			2	100%	2
KETTERING MEDICAL CENTER			2	100%	2
UNIVERSITY OF MISSOURI HEALTH CARE			2	100%	2
LABRADOR PRIMARY CARE CENTER			2	100%	2
NORTHWEST MEDICAL CENTER LABORATORY		2			2
WALGREENS NO 10512		1	1	50%	2
Tidelands Health Rehabilitation Hospital			2	100%	2
CHAPPEL GROUP RESEARCH, THE		2			2
POPLAR HEALTHCARE			2	100%	2
St. Cloud VA Health Care System		2			2
STATCARE URGENT AND WALK-IN			2	100%	2
SHERIDAN AT HOBE SOUND, THE			2	100%	2
Kroger 745 - The Little Clinic Somerset		2			2
CARLE FOUNDATION HOSPITAL LABORATORY			2	100%	2
SWEETWATER NURSING CENTER		2			2
WELLSTREET-SNELLVILLE		2			2
MEDEXPRESS URGENT CARE-HAVERHILL		2			2
SKY LAKES MEDICAL CENTER		2			2
CREATIVE HEALTH CENTER			2	100%	2
WillowBrooke Court at Westminster Village		2			2
Parkwood in the Pines		2			2
FLORIDA DEPARTMENT OF HEALTH IN ESCAMBIA COUNTY		1	1	50%	2
BIOHEALTH MEDICAL LAB INC			2	100%	2
LILY PHARMACY		2			2
DELAWARE VETERANS HOME		2			2
COLD SPRING HILLS CENTER FOR NURSING A		2			2
VIRGINIA DEPT OF HEALTH OFFICE OF EPIDEMIOLOGY			2	100%	2
MEADOWS REGIONAL MEDICAL CENTER		1	1	50%	2
MINUTECLINIC DIAGNOSTIC OF KANSAS, PC		2			2
WITHHEALTH, INC		2			2
LIFESPAN HEALTH - SELMER		2			2
EXPRESSCARE OF WESTMINSTER			2	100%	2
CVS MA38POCT CHARLTON		2			2
HAMPTON VAMC		2			2
CAREATC - PALM HARBOR		1	1	50%	2

COVID-19: testing by laboratory

Data through May 26, 2021 verified as of May 27, 2021 at 09:25 AM

Data in this report are provisional and subject to change.

The numbers in the table below represent the number of Florida and non-Florida residents for whom test results were received by the Department of Health. A person can be tested by more than one laboratory and can have both positive and negative results. **Therefore, the sum of the numbers in each column will be larger than the total number of people tested.**

Reporting lab	Inconclusive	Negative	Positive	Percent positive	Total
SOUTH DAKOTA DEPARTMENT OF HEALTH		2			2
EUROFINS CENTRAL LABORATORY, LLC		2			2
LACORP		1	1	50%	2
SMITH NORTHVIEW HOSPITAL LAB			2	100%	2
FLORIDA MEDICAL CENTER OF CLEARWATER		2			2
CVS MI8287POCT MACOMB		2			2
ANDERSON COUNTY HOSPITAL			2	100%	2
EXPRESS PHARMACY INC		1	1	50%	2
UMHC HOLLYWOOD LABORATORY			2	100%	2
AVERA MEDICAL GROUP			2	100%	2
MID-FLORIDA HEMATOLOGY AND ONCOLOGY CENTERS		2			2
NYU LANGONE HUNTINGTON MEDICAL GROUP		2			2
SCDHEC BUREAU OF LABORATORIES			2	100%	2
MINUTECLINIC DIAGNOSTIC PA #7110		2			2
MIRAMAR KIDNEY CENTER		1	1	50%	2
Kroger 328 - The Little Clinic Henderson Road		2			2
AHC Forest cove		2			2
ALL CHILDRENS PEDIATRIC CLINIC			2	100%	2
STITCHES ACUTE CARE CENTER OF CHEYENNE			2	100%	2
PUBLIC HEALTH LABORATORY	1		1	50%	2
HENRY FORD WEST BLOOMFIELD HOSPITAL			2	100%	2
RAPID RESULT CORP LLC		1	1	50%	2
URGENT CARE OF COASTAL GEORGIA			2	100%	2
HUMILITY OF MARY HEALTH PARTNERS			2	100%	2
FIRSTCHOICE FAMILY CARE, PLLC		2			2
NEW YORK PSYCHIATRIC INSTITUTE		2			2
MARCO ISLAND HOSPITAL INC D/B/A		1	1	50%	2
MAYO CLINIC COUMADIN CLINIC LABORATORY		1	1	50%	2
Advanced Rehabilitation and Healthcare of Wichita Falls		2			2
INSPIRIT SENIOR LIVING			2	100%	2
UNM HOSPITAL		2			2
EXPRESS CARE WALK-IN CLINIC			2	100%	2
TMH PHYSICIAN PARTNERS MONTICELLO		1	1	50%	2
SHELBYVILLE HOSPITAL COMPANY		2			2
REHAB SOUTH FLORIDA LLC			2	100%	2
Chatham Nursing and Rehab Center		2			2
KJ MEDICAL PRACTICE PC		2			2
FEDERAL CORRECTIONAL INSTITUTION MARIANNA			2	100%	2
Kroger 687 - The Little Clinic Sugar Hill		1	1	50%	2
WE CARE HOME HEALTH SOLUTIONS LLC			2	100%	2
ILLINOIS DEPT OF PUBLIC HEALTH LABS			2	100%	2
HEALTH GROUP CENTER INC			2	100%	2
OAKMONT EAST- GREENVILLE SC, LLC		2			2
UNIVERSITY OF ILLINOIS HOSPITAL			2	100%	2
MEDEXPRESS URGENT CARE - SOUTH CHARLESTON		2			2
PIEDMONT URGENTCARE BY WELLSTREET		2			2

COVID-19: testing by laboratory

Data through May 26, 2021 verified as of May 27, 2021 at 09:25 AM

Data in this report are provisional and subject to change.

The numbers in the table below represent the number of Florida and non-Florida residents for whom test results were received by the Department of Health. A person can be tested by more than one laboratory and can have both positive and negative results. **Therefore, the sum of the numbers in each column will be larger than the total number of people tested.**

Reporting lab	Inconclusive	Negative	Positive	Percent positive	Total
EVERYBODY'S FAMILY CLINIC		2			2
CHRISTUS SPOHN HOSPITAL			2	100%	2
CITRUS DERMATOLOGY			2	100%	2
FIRST CHOICE MEDICAL PC			2	100%	2
PEDIATRIC HEALTH CARE		1	1	50%	2
SOUTHERN BREEZE HEALTHCARE		1	1	50%	2
GSM OCED Subsection			2	100%	2
TEMPLE UNIVERSITY HOSPITAL			2	100%	2
PHYSICIANS LABORATORY SERVICES			2	100%	2
BETHESDA HOSPITAL			2	100%	2
The Palms Nursing and Rehabilitation		1	1	50%	2
ASCENSION ST MICHAEL'S HOSPITAL LAB		1	1	50%	2
BMC/JACSONVILLE		1	1	50%	2
HERNANDO CHILDREN'S			2	100%	2
441 URGENT CARE-MULBERRY			2	100%	2
TENNESSEE VALLEY HCS			2	100%	2
ENVOY OF FORK UNION, LLC DBA ENVOY AT THE VILLAGE		2			2
AZALEA HEALTH AND REHABILITATION		2			2
PLAINS REGIONAL MEDICAL CENTER		2			2
TWIN LAKES REHAB & HEALTHCARE		2			2
DOCTORS CARE OF PALM COAST			2	100%	2
CVS TX4794POCT ARLINGTON		2			2
KEY WEST HMA PHYSICIAN MANAGEMENT, LLC			2	100%	2
POINT OF CARE PRIVATE HEALTH MANAGEMENT			2	100%	2
RM PHARMACY SERVICES INC		1	1	50%	2
CARE NOW DENTON			2	100%	2
MAIN STREET MEDICAL CENTERS		2			2
Essex Center for Rehabilitation and Healthcare		2			2
PALMETTO FAMILY HEALTH CENTER			2	100%	2
Kroger 672 - The Little Clinic Bill Kennedy & Glenwood		2			2
MEDEXPRESS URGENT CARE - SPRINGFIELD, COOLEY ST		2			2
MINUTECLINIC MINUTECLINIC #4978		1	1	50%	2
Grand Junction VAMC		2			2
SHANDS JACKSONVILLE CLINICAL CENTER		1	1	50%	2
HOUSTON MEDICAL CENTER LABORATORY		1	1	50%	2
HAWKEYE CARE CENTER DUBUQUE		2			2
CDPH K-12 SCHOOL LABORATORIES (HILLSBOROUGH CITY SCHOOL DISTRICT)			2	100%	2
Chesapeake Shores - Signature HealthCare LLC		2			2
HARTFORD HEALTH CARE & REHABILITATION			2	100%	2
OXLEY PARK HEALTH & REHAB		2			2
Bethel Lutheran Home		2			2
Bethany Manor		2			2
Southern Pines Healthcare Center		1	1	50%	2
ECHCS - Jewell Clinic		2			2
COASTAL MEDICAL LAB			2	100%	2
DIAGNOSTIC CLINIC MEDICAL GROUP INC		2			2

COVID-19: testing by laboratory

Data through May 26, 2021 verified as of May 27, 2021 at 09:25 AM

Data in this report are provisional and subject to change.

The numbers in the table below represent the number of Florida and non-Florida residents for whom test results were received by the Department of Health. A person can be tested by more than one laboratory and can have both positive and negative results. **Therefore, the sum of the numbers in each column will be larger than the total number of people tested.**

Reporting lab	Inconclusive	Negative	Positive	Percent positive	Total
PATIENT FIRST MEDICAL CENTER-CARYTOWN			2	100%	2
Virginia Gay Nursing and Rehab		2			2
CENTRAL FLORIDA FAMILY HEALTH CENTER		2			2
ONSLOW COUNTY HEALTH DEPARTMENT			2	100%	2
MEDEXPRESS URGENT CARE - RUSSELLVILLE, W MAIN ST		2			2
MEDEXPRESS URGENT CARE - CONWAY		2			2
PIEDMONT ATHENS REGIONAL HOSPITAL LAB			2	100%	2
MIDDLEBURG PEDIATRICS			2	100%	2
ManorCare Health Services-Monroeville		2			2
OPTUMSERVE HEALTH SERVICES INDIANA			2	100%	2
UPSON REGIONAL MEDICAL CENTER		1	1	50%	2
Cedar Valley Nursing & Rehab Center		2			2
UTMB PATHOLOGY CLINICAL SERVICES LABORATORY			2	100%	2
LINIL VISITING NURSES, INC		2			2
GERM BUSTERS 911 LLC			2	100%	2
Lake Charles Healthcare LLC dba Landmark Lake Charles			2	100%	2
GALEN BAYLOR EXTENSION		2			2
VENETIAN GARDENS		2			2
Glenburn Home		2			2
FLAGLER HOME CARE			2	100%	2
CVS AZ3749POCT GOODYEAR		2			2
REDMOND REGIONAL MEDICAL CENTER		1	1	50%	2
BENEVA LAKES ASSISTED LIVING CENTER			2	100%	2
Sanford Health & Rehabilitation			2	100%	2
KAISER SUNNYSIDE MEDICAL CTR LAB		2			2
PM PEDIATRICS OF SELDEN, PLLC		2			2
Kroger 412 - The Little Clinic Oxford		2			2
Oakmont of Katy Nursing and Rehabilitation		2			2
Walgreens #9890		2			2
CVS PHARMACY INC DBA CVS/PHARMACY # 10600		2			2
Buena Vista Care Center		2			2
MEDEXPRESS URGENT CARE - ST CLAIR, CLOVER DR.		1	1	50%	2
St. Luke's Care Center		2			2
UNIVERSITY MEDICAL CENTER OF SOUTHERN NEVADA (UMCSN)			2	100%	2
Friendship Manor Inc.		2			2
BLOSSOMS ASSISTED LIVING 1 LLC			2	100%	2
FHCP ASC - ORANGE CITY			2	100%	2
ABBEY REHABILITATION AND NURSING CENTER		2			2
BAPTIST HEALTH MEDICAL PLAZA			2	100%	2
CARESPOT URGENT CARE		1	1	50%	2
COLLECTION SITES			2	100%	2
Kroger 356 - The Little Clinic Middletown		2			2
EVANS FAMILY CARE PA			2	100%	2
MERCY MEDICAL CENTER INC		1	1	50%	2
SIMON MED IMAGING - OCOEE II		2			2
NEWTON MEMORIAL HOSPITAL		2			2

COVID-19: testing by laboratory

Data through May 26, 2021 verified as of May 27, 2021 at 09:25 AM

Data in this report are provisional and subject to change.

The numbers in the table below represent the number of Florida and non-Florida residents for whom test results were received by the Department of Health. A person can be tested by more than one laboratory and can have both positive and negative results. **Therefore, the sum of the numbers in each column will be larger than the total number of people tested.**

Reporting lab	Inconclusive	Negative	Positive	Percent positive	Total
SPRINGFIELD HOSPITAL LABORATORY			2	100%	2
DOCTOR'S IN-HOUSE LAB/COMMUNITY HEALTH CENTERS OF PINELLAS - JOHNNIE R			2	100%	2
FLORIDA JOINT & SPINE INSTITUTE PA		2			2
MEDEXPRESS URGENT CARE - WICHITA, N MAIZE RD		1	1	50%	2
UNITY LONGPOND		2			2
EXCUSED ABSENCE PLLC		2			2
Cortland Acres Association		2			2
SYNEOS HEALTH			2	100%	2
GRANDVIEW COLLEGE STUDENT HEALTH CENTE		2			2
WALGREENS #05018		2			2
PUBLIX PHARMACY #1488		2			2
LABCORP OF AMERICA HOLDINGS		1	1	50%	2
ADVANTA ANALYTICAL LABORATORIES			2	100%	2
SPRING HILL REGIONAL HOSPITAL			2	100%	2
UMASS MEMORIAL MEDICAL CENTER, INC		1	1	50%	2
SOUTHSIDE FAMILY MEDICAL		2			2
APPLING NURSING & REHABILITATION PAVIL		2			2
NEMOURS CHILDRENS PRIMARY CARE			2	100%	2
SPARTANBURG REGIONAL MEDICAL CENTER			2	100%	2
MEDEXPRESS URGENT CARE, MOSSIDE		2			2
CARRIER MILLS NURSING & REHABILITATION CENTER LLC		2			2
Port Orange Nursing And Rehab Center			2	100%	2
Covington Care Nursing and Rehabilitation		2			2
HOME ACCESS HEALTH			2	100%	2
STAGES OF LIFE MEDICAL INSTITUTE			2	100%	2
AL MANI HEALTH INSTUTUTE		2			2
CAPE FEAR VALLEY MEDICAL CENTER			2	100%	2
DUBOIS CONTINUUM OF CARE COMMUNITY INC		2			2
INTEAM HEALTH, INC.			2	100%	2
FAMILY URGENT CARE		2			2
GILA REGIONAL MEDICAL CENTER		2			2
ASSOCIATES IN UROGYNECOLOGY MD LLC		2			2
Beth Sholom Home of Eastern Virginia		1	1	50%	2
MAYO CLINIC GROUP PRACTICE LABORATORY			2	100%	2
NEXTCARE DOBSON			2	100%	2
CROSSROADS			2	100%	2
WEST BOCA MEDICAL CENTER			2	100%	2
MEDEXPRESS URGENT CARE - BROOKHAVEN		2			2
OHIOHEALTH URGENT CARE			2	100%	2
CAROLINAS MEDICAL CENTER			2	100%	2
MEDICAL ASSOCIATES OF BREVARD DR S VYAS			2	100%	2
RIDGEFIELD PEDIATRIC ASSOCIATES		2			2
Mount Olivet Careview Home		2			2
ST. JOSEPH REGIONAL MEDICAL CENTER			2	100%	2
MEDEXPRESS URGENT CARE - MARTINSVILLE		2			2
Kroger 477 - The Little Clinic Fort Mitchell		2			2

COVID-19: testing by laboratory

Data through May 26, 2021 verified as of May 27, 2021 at 09:25 AM

Data in this report are provisional and subject to change.

The numbers in the table below represent the number of Florida and non-Florida residents for whom test results were received by the Department of Health. A person can be tested by more than one laboratory and can have both positive and negative results. **Therefore, the sum of the numbers in each column will be larger than the total number of people tested.**

Reporting lab	Inconclusive	Negative	Positive	Percent positive	Total
WyndRidge Health & Rehabilitation		2			2
GOSHEN HOSPITAL			2	100%	2
URGENT CARE AND SURGERY CENTER			2	100%	2
PRIMACARE MEDICAL LAKEWOOD			2	100%	2
Eagle Health and Rehabilitation		2			2
MERCY CONVENIENT CARE			2	100%	2
LIFESPRING COMMUNITY HEALTH		2			2
GPI MEDICAL CENTER, INC			2	100%	2
CVS AZ9273POCT TUCSON			2	100%	2
AMERICAN MOLECULAR LABORATORIES			2	100%	2
Cypress Cove Center		2			2
BAPTIST HEALTH PRIMARY CARE HOMESTEAD			2	100%	2
UNIVERSITY OF MN MEDICAL CENTER EAST CAMPUS			2	100%	2
MEDLOGIC, LLC		2			2
CVS MO4088POCT LEES SUMMIT		2			2
COVANCE			2	100%	2
PROSPECT URGENT CARE			2	100%	2
MINUTECLINIC DIAGNOSTIC OF VIRGINIA, LLC #10088		2			2
DR JAMES D FORBES FAMILY CARE CENTER			2	100%	2
Walgreens #10207		2			2
JRS LABORATORY			2	100%	2
Kroger 549 - The Little Clinic Clinton Highway		2			2
WELL-KEY URGENT CARE SEVIERVILLE			2	100%	2
U OF MIAMI MILLER SCHOOL OF MEDICINE			2	100%	2
EDGEWATER RETIREMENT MANOR			2	100%	2
ST MARY MEDICAL CENTER			2	100%	2
SYLVAN NURSING			2	100%	2
CVS MA1877POCT NORTON		2			2
MEDEXPRESS URGENT CARE, LEBANON		2			2
PRECISION CLINICAL RESEARCH			2	100%	2
WISCONSIN STATE LABORATORY OF HYGIENE		1	1	50%	2
MEDEXPRESS URGENT CARE - MYLAN			2	100%	2
CVS TX7431POCT ROWLETT		2			2
CARBON HEALTH			2	100%	2
ST VINCENT'S AMBULATORY CARE INC			2	100%	2
United Methodist Communities at The Shores		2			2
WALGREENS #10495		2			2
JASPER MEMORIAL HOSPITAL		1	1	50%	2
BAPTIST HOSPITAL LABORATORY			2	100%	2
FLORIDA MEDICAL CLINIC IM LUTZ			2	100%	2
EXPRESS CARE OF LEESBURG			2	100%	2
MAWD PATHOLOGY GROUP			2	100%	2
UWMC MONTLAKE DEPT OF LAB MED			2	100%	2
DESERT ROSE FL LLC		2			2
PUBLIX PHARMACY #1048		2			2
GULF COAST MEDICAL CENTER RESPIRATORY CARE			2	100%	2

COVID-19: testing by laboratory

Data through May 26, 2021 verified as of May 27, 2021 at 09:25 AM

Data in this report are provisional and subject to change.

The numbers in the table below represent the number of Florida and non-Florida residents for whom test results were received by the Department of Health. A person can be tested by more than one laboratory and can have both positive and negative results. **Therefore, the sum of the numbers in each column will be larger than the total number of people tested.**

Reporting lab	Inconclusive	Negative	Positive	Percent positive	Total
PUBLIX PHARMACY #1387		2			2
NORTHSIDE FAMILY MEDICINE AND URGENT CARE (CUMMING)		2			2
TEXAS HEALTH ARLINGTON MEMORIAL HOSPITAL			2	100%	2
NORTH MANATEE HEALTH CARE CENTER			2	100%	2
FAST AID URGENT CARE			2	100%	2
VASNHS-Northeast PC Clinic		1	1	50%	2
PEACE RIVER CENTER CRISIS STABILIZATION UNIT		1	1	50%	2
ULTIMATE KIDNEY CARE			2	100%	2
LADY LAKE FAMILY MEDICINE			2	100%	2
JACKSON LABORATORY OF GENOMIC MEDICINE		2			2
MEDEXPRESS URGENT CARE - SPRINGDALE, S 40TH STREET		2			2
SECOND STREET GROUP HOME		2			2
TALLAHASSEE MEMORIAL HEALTHCARE FAMILY MED RESIDENCY			2	100%	2
EXPRESS CARE OF THE SHOALS		1	1	50%	2
STARR COUNTY MEMORIAL HOSPITAL			2	100%	2
STARR CITY OF ROMA COMMUNITY CENTER			2	100%	2
STUART SURGERY CENTER, LLC			2	100%	2
ELITE MEDICAL LABORATORY SOLUTIONS LLC			2	100%	2
MEMORIAL HOSPITAL OF CARBONDALE			2	100%	2
Lynwood		2			2
INTEGRATED REGIONAL LABS			2	100%	2
AHC Humboldt		2			2
TRIDENT ANTI AGING LLC			2	100%	2
FLORIDA MEDICAL CLINIC PA PATEL CW		1	1	50%	2
THOMASVILLE REGIONAL MEDICAL CENTER		2			2
CAREWELL JW - WORCESTER LNC			2	100%	2
GIGI WOOD DAVIS DO-FAMILY MEDICINE		2			2
Oakview Nursing & Rehab		2			2
PRESTIGE EMERGENCY ROOM LLC			2	100%	2
Aurora CBOC			2	100%	2
NEW YORK CITY DEPARTMENT OF HEALTH			2	100%	2
MEDEXPRESS URGENT CARE - LINCOLN N 26T		2			2
MILLER'S MERRY MANOR		2			2
Elba Nursing and Rehabilitation Center, LLC		2			2
EXCEPTIONAL EMERGENCY CENTER - AMARILLO			2	100%	2
Kroger 777 - The Little Clinic Shelbyville		1	1	50%	2
MONICE DR.			2	100%	2
ADVENTHEALTH MEDICAL GROUP COLORECTAL SURGERY AT		2			2
ORCHARD LABORATORIES			2	100%	2
HEAD 2 TOE PEDIATRICS, PLLC		1	1	50%	2
ROCKEFELLER UNIVERSITY CLINICAL GENOMICS LABORATOR		2			2
MEDEXPRESS URGENT CARE - OMAHA N 72 ST		2			2
MIDWAY PRIMARY CARE LLC		2			2
SALEM VAMC		2			2
SHEPHERD CENTER CLINICAL LABORATORY		2			2
REELFOOT FAMILY WALK IN CLINIC - TIPT		2			2

COVID-19: testing by laboratory

Data through May 26, 2021 verified as of May 27, 2021 at 09:25 AM

Data in this report are provisional and subject to change.

The numbers in the table below represent the number of Florida and non-Florida residents for whom test results were received by the Department of Health. A person can be tested by more than one laboratory and can have both positive and negative results. **Therefore, the sum of the numbers in each column will be larger than the total number of people tested.**

Reporting lab	Inconclusive	Negative	Positive	Percent positive	Total
CVS OH4327POCT PAINESVILLE		2			2
FIRST CARE WALK IN CLINIC LLC			2	100%	2
ROYAL PALM PEDIATRICS			2	100%	2
OAKMONT WEST- GREENVILLE SC		2			2
REHOBOTH MCKINLEY CHRISTIAN HOSPITAL		2			2
NOSE AND SINUS INSTITUTE OF BOCA RATON		1	1	50%	2
DURAND SENIOR CARE & REHAB CENTER		2			2
NEMOURS CHILDREN'S PRIMARY CARE OF VERO BEACH			2	100%	2
NATIONWIDE LABORATORY SERVICES		1	1	50%	2
CARINGPLUS HOMECARE LLC		1	1	50%	2
Guilford Health Care Center		2			2
Kroger 409 - The Little Clinic Hebron Marketplace		1	1	50%	2
PHYSICIANS ASSOCIATES PA			2	100%	2
FLORIDA PRIMARY CARE CENTER PA		2			2
BAYLOR SCOTT & WHITE ALL SAINTS MEDICAL CENTER FT			2	100%	2
NYUMC CLINICAL LABORATORIES			2	100%	2
OUR LADY OF THE LAKE REGIONAL MEDICAL CENTER			2	100%	2
NORTH DAKOTA VETERANS HOME		2			2
SOUTHEASTERN HEALTH FACILITES, INC		1	1	50%	2
WAYNE MEMORIAL HOSPITAL		2			2
ADVANCED FOOT AND ANKLE OF INDIAN RIVER		2			2
HAILE MEDICAL GROUP PA		2			2
HAMILTON CHD		2			2
Kroger 550 - The Little Clinic Bellevue		2			2
CLEAR LAKE REGIONAL MEDICAL CENTER			2	100%	2
LEESBURG DIALYSIS CENTER		1	1	50%	2
OHIO CVS STORES, LLC DBA CVS/PHARMACY		2			2
POMONA VALLEY COMMUNITY HOSPITAL			2	100%	2
PEDIATRIC ASSOCIATES OF JULINGTON CREEK			2	100%	2
Warren Center for Rehabilitation and Nursing		2			2
BAYLOR SCOTT & WHITE COMPREHENSIVE WOUND			2	100%	2
ASHLEY PEDIATRICS			2	100%	2
SUDARSAN KAMISSETY MD PA			2	100%	2
Tuscola County Medical Care Community		2			2
GOSHEN MEDICAL CENTER			2	100%	2
SUNNYSIDE MANOR		2			2
COOL KIDZ PEDIATRICS			2	100%	2
MINUTECLINIC DIAGNOSTICS OF OKLAHOMA		2			2
Jacob's Creek Nursing and Rehabilitation Center		2			2
Kroger 596 - The Little Clinic Brentwood		2			2
AFC PHYSICIANS OF FLORIDA, PA			2	100%	2
CLEMENT J ZABLOCKI VAMC		2			2
ONTARIO COUNTY PUBLIC HEALTH		2			2
THE HOSPITAL OF PROVIDENCE EMERGENCY ROOM			2	100%	2
First Care Living Center/Essentia Health			2	100%	2
PALMS OF FT MYERS,THE			2	100%	2

COVID-19: testing by laboratory

Data through May 26, 2021 verified as of May 27, 2021 at 09:25 AM

Data in this report are provisional and subject to change.

The numbers in the table below represent the number of Florida and non-Florida residents for whom test results were received by the Department of Health. A person can be tested by more than one laboratory and can have both positive and negative results. **Therefore, the sum of the numbers in each column will be larger than the total number of people tested.**

Reporting lab	Inconclusive	Negative	Positive	Percent positive	Total
US LABS		2			2
GARNET HEALTH DOCTORS		2			2
LEXINGTON PLACE			2	100%	2
COOPER CLINIC			2	100%	2
CVS MA7140POCT WESTPORT		2			2
Kroger 739 - The Little Clinic La Grange Road		2			2
BEAUREGARD HEALTH SYSTEM			2	100%	2
87TH MEDICAL GROUP - MCGUIRE AMBULATORY CARE FACILITY		2			2
NEIGHBORCARE PHARMACY SERVICES		2			2
The Grand Rehabilitation & Nursing Utica		2			2
CLINICAL REFERENCE LABORATORY, INC		2			2
CRESTVIEW CLINICAL LABORATORY			2	100%	2
BROOKDALE PALM BEACH GARDENS			2	100%	2
METHODIST SPECIALTY CARE CENTER		2			2
Medford Multicare		2			2
PALMETTO BAY MEDICAL CENTER		1	1	50%	2
ANNE ARUNDEL MEDICAL CENTER			2	100%	2
CVS TN5694POCT SODDY DAISY		2			2
ATLAS GENOMICS			2	100%	2
PREVENTIVE HEALTH PARTNERS I L S C		2			2
BLUEWATER TOXICOLOGY			2	100%	2
ALBUQUERQUE - AMG SPECIALTY HOSPITAL		2			2
WALGREENS - 10856		2			2
WALGREENS MARATHON		1	1	50%	2
NEMOURS CHILDRENS HORIZON WEST			2	100%	2
Mayaguez Outpatient Clinic		2			2
TENNESSEE DEPARTMENT OF HEALTH (TDH) - REGIONAL LABORATORY			2	100%	2
BIONIC TECHNOLOGIES CORPORATION			2	100%	2
THE WINDSOR ORTEGA		2			2
ACORN ESTATES		2			2
Walgreens #12427		1	1	50%	2
PROVIDENCE MEDICAL GROUP SHERWOOD IMMEDIATE CARE		2			2
RICHICHI FAMILY HEALTH			2	100%	2
Maine VA HCS		2			2
CARELINE PHARMACY AND HEALTHCARE SERVICES		1	1	50%	2
COMPLETE HEALTH MEDICAL CENTER			2	100%	2
LOUIS A JOHNSON VAMC		2			2
RM LAB LLC DBA EXPRESS LAB		2			2
FORT MYERS NORTH DIALYSIS		1	1	50%	2
WALGREENS # 04626		1	1	50%	2
PULMONARY MEDICINE		2			2
MID AMERICA CLINICAL LABS			2	100%	2
UNIVERSITY OF TEXAS AT EL PASO, THE			2	100%	2
BRENTWOOD AT FORE RANCH			2	100%	2
VANAYER HEALTHCARE AND REHAB CENTER		2			2
COMPASSIONATE CARE HOSPICE OF LAKE SUMTER		2			2

COVID-19: testing by laboratory

Data through May 26, 2021 verified as of May 27, 2021 at 09:25 AM

Data in this report are provisional and subject to change.

The numbers in the table below represent the number of Florida and non-Florida residents for whom test results were received by the Department of Health. A person can be tested by more than one laboratory and can have both positive and negative results. **Therefore, the sum of the numbers in each column will be larger than the total number of people tested.**

Reporting lab	Inconclusive	Negative	Positive	Percent positive	Total
Sevierville Health and Rehabilitation		2			2
SOUTH HILLSBOROUGH CBOC			2	100%	2
ADVENTHEALTH CENTRA CARE POINCIANA			2	100%	2
TEQUESTA FAMILY MEDICAL CENTER LLC			2	100%	2
Brown Memorial Home		2			2
NEW YORK CITY CENTRAL COVID			2	100%	2
ADVENT HEALTH - OWASA			2	100%	2
ROCKWALL URGENT CARE			2	100%	2
TMH PHYSICIAN PARTNERS PERRY		2			2
MEDPOST - NORTH DALLAS			2	100%	2
BAYMEADOWS PRIMARY CARE		2			2
APPLECARE VALDOSTA			2	100%	2
DEVLAB, LLC			2	100%	2
STEWART ST ELIZABETH MEDICAL CENTER			2	100%	2
Life Care Center of Elyria		2			2
BROOKSVILLE DIALYSIS			2	100%	2
LAB PLUS, LLC			2	100%	2
OSF SAINT FRANCIS MEDICAL CENTER LABORATORY			2	100%	2
INTERNAL MEDICINE ASSOCIATES-DUNELLON			2	100%	2
PHYSICIANS PREMIER			2	100%	2
WHITESANDS OUTPATIENT TREATMENT		2			2
SUMMIT URGENT CARE - MARIETTA		2			2
SENDER RETREAT ADULT DAY CARE CENTERS			2	100%	2
HOUSTON HEALTH DEPARTMENT - BUREAU OF LABORATORY SERVICES			2	100%	2
RENFREW CENTERS INC		2			2
SUMMERFIELD RETIREMENT LIVING, INC			2	100%	2
Absolut Care at Three Rivers		2			2
PINARD HOME HEALTH SERVICES INC			2	100%	2
CVS TX7601POCT CROWLEY		2			2
FLORIDA DEPARTMENT OF HEALTH IN LEE COUNTY		1	1	50%	2
Good Samaritan Society-Blackduck		1	1	50%	2
CVS IL7142POCT LOCKPORT		2			2
SIMMONS			2	100%	2
Pathways Nursing and Rehabilitation Center		2			2
UT AUSTIN UNIVERSITY HEALTH SERVICES			2	100%	2
RIVIERA BEACH INTEGRATED CARE INC			2	100%	2
GENVIEW DIAGNOSIS INC			2	100%	2
TRINITAS REGIONAL MEDICAL CENTER		1	1	50%	2
UNIVERSITY COMMUNITY HEALTH SERVICES		1	1	50%	2
UHEALTH CARDIOLOGY			2	100%	2
Walgreens #9278		2			2
Edinboro Manor		2			2
OELWEIN HEALTH CARE CENTER		2			2
PUBLIX PHARMACY #1092		2			2
CAROLINAS PHYSICIAN NETWORK			2	100%	2
WESTMINSTER SUNCOAST			2	100%	2

COVID-19: testing by laboratory

Data through May 26, 2021 verified as of May 27, 2021 at 09:25 AM

Data in this report are provisional and subject to change.

The numbers in the table below represent the number of Florida and non-Florida residents for whom test results were received by the Department of Health. A person can be tested by more than one laboratory and can have both positive and negative results. **Therefore, the sum of the numbers in each column will be larger than the total number of people tested.**

Reporting lab	Inconclusive	Negative	Positive	Percent positive	Total
MEDICAL CENTER LABORATORY			2	100%	2
CENTRAL ARKANSAS VETERANS HEALTHCARE SYSTEM - VETERANS AFFAIRS			2	100%	2
AMERIHEALTH QUICK CARE		2			2
MEDEXPRESS-DOVER		2			2
THE EDGEWATER AND WATERMAN VILLAGE			2	100%	2
LAREDO EMERGENCY ROOM			2	100%	2
ADVENTIST HINSDALE HOSPITAL LABORATORY			2	100%	2
WALGREENS #06583		2			2
TEXAS REGIONAL ASTHMA & ALLERGY CENTER			2	100%	2
FLORIDA DEPARTMENT OF HEALTH PINELLAS COUNTY-			2	100%	2
CARTER BLOOD CARE			2	100%	2
PRIMARY HEALTH CARE ASSOCIATES INC			2	100%	2
LIFEGUARD AMBULANCE SERVICES LLC, TEXAS- SAN			2	100%	2
HEALTHCARE NETWORK			2	100%	2
HOWELL BRANCH COURT		1	1	50%	2
IRA FIALKO DO			2	100%	2
GENETIC ASSAYS INC			2	100%	2
MIAMI DADE MEDICAL RESEARCH INSTITUTE			2	100%	2
Greystone Nursing and Rehab, LLC			2	100%	2
UT PATH			2	100%	2
PPD CLINICAL RESEARCH UNIT			2	100%	2
ARCADIA DIALYSIS CENTER			2	100%	2
MINUTECLINIC DIAG OF IND, LLC #4368		2			2
ST JOSEPH'S HOSPITAL INC			2	100%	2
Pinnacle Assisted Living			2	100%	2
LUTHERAN HOSPITAL OF INDIANA			2	100%	2
MAGNOLIA MANOR OF COLUMBUS		2			2
LAKEVIEW HEALTH CARE SYSTEM LLC			2	100%	2
Greenfield Health & Rehab Center		2			2
FALMOUTH HOSPITAL		1	1	50%	2
MAINE CENTER FOR DISEASE CONTROL AND PREVENTION			2	100%	2
Kroger 667 - The Little Clinic Litchfield Park		2			2
ABSOLUTE QUICK CARE		1	1	50%	2
BIRMINGHAM INTERNAL MEDICINE ASSOCIATE		1	1	50%	2
Cottage of the Shoals		2			2
LAKE SUCCESS EXTENDED CARE		2			2
PATIENT FIRST - WOODBURY		2			2
WALGREENS #15369		2			2
DEKALB MEDICAL CENTER LABORATORY			2	100%	2
ST. MARY'S MEDICAL CENTER EVANSVILLE, INC			2	100%	2
JMC TALLAHASSEE, LLC			2	100%	2
JORDAN VALLEY MEDICAL CENTER			2	100%	2
A G RHODES HOME AT WESLEY WOODS		2			2
WELLNESS MEDICAL CLINIC			2	100%	2
CAROLINAS HEALTHCARE SYSTEM LAB			2	100%	2
WILSON MEMORIAL HOSPITAL			2	100%	2

COVID-19: testing by laboratory

Data through May 26, 2021 verified as of May 27, 2021 at 09:25 AM

Data in this report are provisional and subject to change.

The numbers in the table below represent the number of Florida and non-Florida residents for whom test results were received by the Department of Health. A person can be tested by more than one laboratory and can have both positive and negative results. **Therefore, the sum of the numbers in each column will be larger than the total number of people tested.**

Reporting lab	Inconclusive	Negative	Positive	Percent positive	Total
ON-SITE MEDICAL SOLUTIONS		2			2
JACOBO N LAMA, MD PA		2			2
DESERT HOSPITAL/CPHU CLINICAL LABORATORY			2	100%	2
BFT LAB			2	100%	2
SPRINGS MEDICAL LAB		1	1	50%	2
LAS PALMAS MEDICAL CENTER			2	100%	2
Cooperstown Center for Nursing and Rehabilitation		2			2
NANCY M WORTHINGTON MD PA			2	100%	2
CVS NC2297335CV GREENSBORO		2			2
Kroger 441 - The Little Clinic Middletown		2			2
CPL LABS			2	100%	2
CLEVELAND CLINIC FLORIDA LABORATORY			2	100%	2
GRACE HEALTHCARE OF LAKE WALES		1	1	50%	2
MIDDLE TENN MENTAL HEALTH INSTITUTE		2			2
MILFORD REGIONAL HOSPITAL			2	100%	2
DELAWARE DIAGNOSTICS LABS			2	100%	2
A+ URGENT/PRIMARY CARE			2	100%	2
Fox Subacute at Warrington		2			2
MEDEXPRESS URGENT CARE -HOWELL US HWY		2			2
WALGREENS AGUADILLA (ST 177)		2			2
JASON RHEE, MD		2			2
UNIVERSITY OF MIAMI SCCC RESEARCH LABORATORY			2	100%	2
AMICUS MEDICAL CENTER LLC			2	100%	2
Ohio Veterans Home-Georgetown		2			2
DIAGNOSTIC AFFILIATES			2	100%	2
MOUNT ST MARYS HOSPITAL OF NIAGARA FALLS		1	1	50%	2
Van Wert Manor		2			2
Wetumpka Health and Rehab, LLC		2			2
MOUNT SINAI MEDICAL CENTER OF FLORIDA, INC			2	100%	2
VALUE DRUGS GREENLAWN INC		2			2
TSALI CARE CENTER		2			2
SUNCOAST BLOOD BANK			2	100%	2
MI Nursing Restorative Center		2			2
PALM BAY COMMUNITY OUTPATIENT CLINIC		2			2
LEE PHYSICIAN GROUP FAMILY MEDICINE AT BABCOCK		2			2
Imboden Creek Living Center		2			2
Fairlane Gardens Nursing and Rehab at Reading		2			2
DALLAS VA MEDICAL CENTER - VA NORTH TEXAS HEALTH CARE SYSTEM			2	100%	2
BAY CORRECTIONAL AND REHABILITATION FACILITY			2	100%	2
BROOKS -TLC HOSPITAL SYSTEM			2	100%	2
PM PEDIATRICS OF BAYSIDE PLLC - HOPEWELL JUNCTION		2			2
Walgreens #5065		2			2
Durham VAMC		2			2
MEDICAL WEST FREE STANDING ER		2			2
INNOVATIVE CARE II LLC			2	100%	2
ManorCare Rehab Center of Marietta		2			2

COVID-19: testing by laboratory

Data through May 26, 2021 verified as of May 27, 2021 at 09:25 AM

Data in this report are provisional and subject to change.

The numbers in the table below represent the number of Florida and non-Florida residents for whom test results were received by the Department of Health. A person can be tested by more than one laboratory and can have both positive and negative results. **Therefore, the sum of the numbers in each column will be larger than the total number of people tested.**

Reporting lab	Inconclusive	Negative	Positive	Percent positive	Total
REGIONAL MEDICAL LABORATORY			2	100%	2
JUST BELIEVE RECOVERY CENTER			2	100%	2
COLONIAL VILLA GOOD SAMARITAN CENTER		2			2
CSS- TWELVE OAKS			2	100%	2
Iowa Veterans Home		2			2
MATHER HOSPITAL			2	100%	2
FALCON HEALTH CENTER			2	100%	2
SIGNATURE CARE LEWISVILLE-EMERGENCY CENTER		1	1	50%	2
ADVENT HEALTH CENTRAL TEXAS		1	1	50%	2
FRESENIUS KIDNEY CARE SOUTH ST PETERSBURG			2	100%	2
MAJESTIC GUARDIANS			2	100%	2
EAST CENTRAL REGIONAL HOSPITAL GRACEWO		2			2
UW HOSPITAL AND CLINICS		1	1	50%	2
HOLSTON MEDICAL GROUP		2			2
RABI SINHA, MD		2			2
BAYCARE OUTREACH LAB			2	100%	2
CVS AZ5477POCT SURPRISE		2			2
AUGUSTA HEALTH SKILLED CARE			2	100%	2
SOUTHERN SPRINGS HEALTH CARE		2			2
MIDWAY UNIVERSITY STUDENT HEALTH CLINIC		2			2
DELMAR GARDENS OF O'FALLON		2			2
LAWRENCE GENERAL HOSPITAL			2	100%	2
MERCY HEALTH LAB		1	1	50%	2
CLEAR CHOICE MD URGENT CARE			2	100%	2
JFK MEDICAL CENTER LABORATORY DEPT		2			2
LIFT HEALTH		2			2
Parkview Care and Rehabilitation Center		2			2
BULLOCK COUNTY HOSPITAL		2			2
PALOS COMMUNITY HOSPITAL LABORATORY			2	100%	2
MD NOW URGENT CARE MEDICAL CENTERS INC			2	100%	2
Northpoint Lexington Healthcare		1	1	50%	2
FAST TEST NOW		2			2
SARASOTA MEMORIAL MEDICAL URGENT CARE CENTER			2	100%	2
RAPID URGENT CARE - ALBANY			2	100%	2
VETERANS AFFAIRS MEDICAL CENTER - GREATER LOS ANGELES			2	100%	2
AGILE URGENT CARE			2	100%	2
MARTINSBURG VAMC		2			2
NEW BRIDGE MEDICAL CENTER		2			2
VA Central California HCS		2			2
CARIBOU MEDICAL CENTER			2	100%	2
PANCARE HEALTH - SNEADS ELEMENTARY			2	100%	2
CareATC - Enovation Controls			2	100%	2
VA Boston HCS-Brockton Division		2			2
BAPTIST HOSPITAL INTERNAL MEDICINE GULF BREEZE			2	100%	2
LONG, SARAH		1	1	50%	2
LOWELL GENERAL HOSPITAL			2	100%	2

COVID-19: testing by laboratory

Data through May 26, 2021 verified as of May 27, 2021 at 09:25 AM

Data in this report are provisional and subject to change.

The numbers in the table below represent the number of Florida and non-Florida residents for whom test results were received by the Department of Health. A person can be tested by more than one laboratory and can have both positive and negative results. **Therefore, the sum of the numbers in each column will be larger than the total number of people tested.**

Reporting lab	Inconclusive	Negative	Positive	Percent positive	Total
BOND COMMUNITY HEALTH CENTER			2	100%	2
Fairhaven Retirement Community		2			2
AMERICAN LAB LLC		1	1	50%	2
EASTERN NIAGARA HOSPITAL		2			2
GOOD PEDIATRICS			2	100%	2
Sanctuary Health Wadsworth		2			2
WEAKLEY COUNTY REHAB AND NURSING CENTER		2			2
CVS M05724POCT KANSAS CITY		2			2
LITTLE FALLS HOSPITAL LABORATORY		2			2
Walgreens #19019		2			2
ADVENTHEALTH IMAGING PARTIN SETTLEMENT			2	100%	2
CHESTERFIELD HEALTHCARE GROUP, INC		2			2
SENECA HEALTH CARE CENTER		2			2
LIFETIME FAMILY URGENT CARE			2	100%	2
SUMTER COUNTY DETENTION CENTER			2	100%	2
CLEVELAND CLINIC IMAGING			2	100%	2
WELL HEALTH LABS			2	100%	2
STUDENT HEALTH SERVICES			2	100%	2
BAYSHORE MEDICAL CENTER			2	100%	2
UNITED MEMORIAL		2			2
SIMPLY HEALTHCARE AND WELLNESS CLINIC, PC			2	100%	2
BAPTIST HEALTHCARE - LAKEVIEW CENTER INC		2			2
DJ Jacobetti Home for Veterans		2			2
PHYSICIANS URGENT CARE PLLC		2			2
ATLANTIC DIAGNOSTICS			2	100%	2
LP Marietta II, LLC		2			2
MEMORIAL SLOAN KETTERING CANCER CENTER		1	1	50%	2
PALM CITY NURSING AND REHAB CENTER			2	100%	2
INTEGRITY CLINICAL RESEARCH CENTER INC		1	1	50%	2
MINUTECLINIC DIAG OF IND, LLC #6250		2			2
Alden Terrace of McHenry			2	100%	2
Kroger 127 - The Little Clinic Lakewood-Alameda		2			2
FKC AMELIA ISLAND DIALYSIS			2	100%	2
PORTAGE MEDICAL CENTER			2	100%	2
PRIMARY CARE SERVICES AT EDGEWATER		2			2
DEPT OF HEALTH			2	100%	2
BAYLOR COLLEGE OF MEDICINE			2	100%	2
BAPTIST HOSPITAL PRIMARY CARE GULF BREEZE			2	100%	2
Kroger 619 - The Little Clinic Hendersonville Indian Lake		2			2
FLAGLER PROFESSIONAL HEALTH CAE SERVICES INC		2			2
IMA MEDICAL CENTER OF SOUTH WEST ORLANDO		1	1	50%	2
CONEMAUGH MEMORIAL MEDICAL CENTER		2			2
LABTOX LABORATORIES			2	100%	2
ST. VINCENT HOSPITAL			2	100%	2
HCA HOUSTON ER 24/7			2	100%	2
Avanti Wellness and Rehab			2	100%	2

COVID-19: testing by laboratory

Data through May 26, 2021 verified as of May 27, 2021 at 09:25 AM

Data in this report are provisional and subject to change.

The numbers in the table below represent the number of Florida and non-Florida residents for whom test results were received by the Department of Health. A person can be tested by more than one laboratory and can have both positive and negative results. **Therefore, the sum of the numbers in each column will be larger than the total number of people tested.**

Reporting lab	Inconclusive	Negative	Positive	Percent positive	Total
CONCENTRA - PLANT CITY		2			2
IN AND OUT URGENT CARE			2	100%	2
DIGESTIVE DISEASE CARE PC		2			2
SIMEDHEALTH CHIEFLAND DRAW STATION		1	1	50%	2
MEDEXPRESS URGENT CARE - ROSS TOWNSHIP		2			2
MILLERSVILLE UNIVERSITY HEALTH SERVICE		2			2
VALLEY BAPTIST MEDICAL CENTER: BROWNSVILLE			2	100%	2
BIOMAT USA			2	100%	2
NOVA SOUTHEASTERN UNIVERSITY - STUDENT MEDICAL CTR			2	100%	2
CARTERSVILLE URGENT CARE		1	1	50%	2
FLORIDA COMMUNITY HEALTH CENTERS, INC.			2	100%	2
MOSOLF PEDIATRICS PA		1	1	50%	2
IDAHO BUREAU OF LABORATORIES		2			2
Colonial Manor Nursing and Rehabilitation Center		2			2
NORTH SHORE HEMATOLOGY-ONCOLOGY ASSOCIATES		2			2
SANFORD REGIONAL HOSPITAL WORTHINGTON		2			2
Kroger 519 - The Little Clinic Georgesville Square		2			2
BOCA RATON REGIONAL HOSPITAL INC			2	100%	2
Iliuliuk Family Health Services		2			2
TULANE MEDICAL CENTER			2	100%	2
MEDEXPRESS URGENT CARE-MT PLEASANT		1	1	50%	2
ABRAKIDABRA PEDIATRIC CLINIC LLC			2	100%	2
HIGHLAND PARK LAKEWOOD PRESTON HOLLOW			2	100%	2
AMERICAN MEDICAL LABORATORIES			2	100%	2
DELAWARE DIVISION OF PUBLIC HEALTH			2	100%	2
FLORIDA KEYS PED & ADOLES CTR			2	100%	2
Alden Des Plaines			2	100%	2
University Center East			2	100%	2
LARKIN COMMUNITY HOSPITAL PALM SPRINGS CAMPUS		1	1	50%	2
PM PEDIATRICS OF BAYSIDE PLLC - BELLER		2			2
SOUTH TAMPA AFTER HOURS CLINIC			2	100%	2
Winer Haven Health and Rehabilitation Center		2			2
SOWAL HEALTH & DRUG			2	100%	2
PT&J REHAB LLC		1	1	50%	2
FL DEPT OF HEALTH MARION COUNTY MOBILE HEALTH UNIT			2	100%	2
KANSAS CITY VA MEDICAL CENTER			2	100%	2
GREEN RIVER MEDICAL CENTER			2	100%	2
DUKE HEALTH REGIONAL HOSPITAL			2	100%	2
VA Healthcare Center- Newburg		1	1	50%	2
ELMHURST MEMORIAL HOSPITAL			2	100%	2
BRADENTON DIALYSIS			2	100%	2
FRASER MEMORIAL HOSPITAL		1	1	50%	2
DESERT SPRINGS HOSPITAL			2	100%	2
CVS AZ5892POCT LAVEEN		2			2
CHILDREN'S MEDICAL CENTER-EAST ORLANDO			2	100%	2
Signature Healthcare of Fort Wayne		2			2

COVID-19: testing by laboratory

Data through May 26, 2021 verified as of May 27, 2021 at 09:25 AM

Data in this report are provisional and subject to change.

The numbers in the table below represent the number of Florida and non-Florida residents for whom test results were received by the Department of Health. A person can be tested by more than one laboratory and can have both positive and negative results. **Therefore, the sum of the numbers in each column will be larger than the total number of people tested.**

Reporting lab	Inconclusive	Negative	Positive	Percent positive	Total
MORGAN STANELY HEALTH CENTER		2			2
CITY OF NEW YORK DEPARTMENT OF HEALTH			2	100%	2
MORRISTOWN MEMORIAL HOSPITAL		2			2
BAYCARE OUTREACH LAB WH SOUTH			2	100%	2
ABILITY DIAGNOSTICS LLC			2	100%	2
ST ANTHONY'S PINELLAS CARE CLINIC			2	100%	2
EASTERN NEW MEXICO UNIVERSITY STUDENT		2			2
ORLANDO HEALTH MEDICAL GROUP		1	1	50%	2
SALUDA NURSING CENTER		2			2
CVS TX3702POCT KATY		2			2
MINUTE CLINIC DIAGNOSTIC PA		1	1	50%	2
Good Samaritan Society Waukon		2			2
LAB CORP OF AMER SAN DIEGO			2	100%	2
FLORIDA LIVING NURSING CENTER			2	100%	2
DRR JMC URGENT CARE DONALD ROSS			2	100%	2
Delaware Court Healthcare Center		2			2
GOLISANO PEDIATRICS PORT CHARLOTTE HARBOR		2			2
JACKSON LABORATORY FOR GENOMIC MEDICINE, THE		2			2
PRONTO URGENT CARE			2	100%	2
SAWGRASS PEDIATRIC PARTNERS LLC			2	100%	2
WOODHILLS LABS			2	100%	2
ROUTE 16 PHARMACY LLC DBA HOLLAND PHAR		2			2
UNIVERSITY OF MIAMI MEDICINE CLINIC DRI			2	100%	2
ABSOLUTE CAREGIVERS HOME HEALTH AGENCY INC			2	100%	2
PALM MEDICAL CENTER - PLANT CITY		2			2
ADVOCATE SHERMAN HOSPITAL			2	100%	2
Bedford Care Center of Hattiesburg		2			2
CORNELIA REDDY URGENT CARE		2			2
MEDICAL CITY LAS COLINAS			2	100%	2
EXPERTUS LABORATORIES, INC.			2	100%	2
RAPID MEDLAB (002M0)		2			2
WILCOX MEDICAL CENTER-ALMA COLLEGE		2			2
FLORIDA CLINICAL LABORATORY INC			2	100%	2
PORT ST JOHN DERMATOLOGY		2			2
Kroger 400 - The Little Clinic Hartley Bridge Rd		1	1	50%	2
INTERNAL MEDICINE SPECIALISTS MEDICAL GROUP, PA		2			2
CVS NE8626POCT LINCOLN		2			2
CRUC CMCH-COVID-19		2			2
METHODIST MANSFIELD MEDICAL CENTER			2	100%	2
JOHNSON CITY MEDICAL CENTER		1	1	50%	2
ADVANCED MEDICAL OF FLORIDA			2	100%	2
PRIMARY CARE SERVICES AT WESTMINSTER V		2			2
MOBILE HEALTH LABS LLC			2	100%	2
WALGREENS #13605		2			2
Kroger 096 - The Little Clinic Orchard and Holly		2			2
ALL PEDIATRIC CARE PA			2	100%	2

COVID-19: testing by laboratory

Data through May 26, 2021 verified as of May 27, 2021 at 09:25 AM

Data in this report are provisional and subject to change.

The numbers in the table below represent the number of Florida and non-Florida residents for whom test results were received by the Department of Health. A person can be tested by more than one laboratory and can have both positive and negative results. **Therefore, the sum of the numbers in each column will be larger than the total number of people tested.**

Reporting lab	Inconclusive	Negative	Positive	Percent positive	Total
TEXAS HEALTH CARE			2	100%	2
AHC PARIS		2			2
Kroger 518 - The Little Clinic Hermitage		2			2
Parkridge Specialty Care		2			2
SELECT MEDICAL CLINIC			2	100%	2
VOLUNTEERS OF AMERICA OF FLORIDA			2	100%	2
BERNHARDT LABORATORIES INC			2	100%	2
MIDLAND MEMORIAL HOSPITAL			2	100%	2
RAPID URGENT CARE INC		2			2
Holiday Retirement Home			2	100%	2
Mountainview Nursing Home		2			2
PHOEBE BERKS HEALTH CARE CENTER		2			2
SOUTHEASTERN INSTITUTE OF RESTORATIVE MEDICINE		1	1	50%	2
Kroger 407 - The Little Clinic Lexington		1	1	50%	2
SCHEURER HOSPITAL		2			2
GOLDSTEIN			2	100%	2
Green Mountain Nursing and Rehabilitation		2			2
MISSION HOSPITAL REGIONAL MEDICAL CENTER			2	100%	2
LIFELINK FOUNDATION INC D/B/A			2	100%	2
SIOUX FALLS STORM		2			2
AMEDISYS HOME HEALTH OF GREENVILLE			2	100%	2
SCIENTIFIC LABORATORY COMPANY		2			2
CHNJ		2			2
DNA DIAGNOSTICS CENTER		2			2
QUALITY URGENT CARE CENTER		1	1	50%	2
WEST VIRGINIA LABORATORIES			2	100%	2
ADVAGENIX			2	100%	2
GULF COAST REGIONAL MEDICAL CARE		2			2
MEDEXPRESS URGENT CARE - DERBY N ROCK		2			2
MEDEXPRESS URGENT CARE - BENTON		2			2
WELLSTAR SPALDING REGIONAL MEDICAL CENTER		2			2
NORTHSIDE FAMILY MEDICINE AND URGENT CARE (EAST COBB)		2			2
SETON HILL UNIVERSITY		2			2
ROYAL OAK MEDICAL CENTER LLC DBA CHARACTER FAMILY			2	100%	2
ST PETERSBURG GENERAL HOSPITAL LABORATORY			2	100%	2
PEACE RIVER MEDICAL CENTER		2			2
WARD MEMORIAL HOSPITAL		2			2
Arbors at Gallipolis		2			2
ARLINGTON DIALYSIS CENTER LLC		2			2
AYASS BIOSCIENCE LLC			2	100%	2
PROFESSIONAL DIALYSIS CENTER			2	100%	2
MCCALLIE SCHOOL-STUDENT HEALTH CENTER		2			2
WALGREENS #11560		2			2
CVS OH3481POCT MARYSVILLE		2			2
PATIENT FIRST-BATTLEFIELD			2	100%	2
CQUENTIA NGS, LLC			2	100%	2

COVID-19: testing by laboratory

Data through May 26, 2021 verified as of May 27, 2021 at 09:25 AM

Data in this report are provisional and subject to change.

The numbers in the table below represent the number of Florida and non-Florida residents for whom test results were received by the Department of Health. A person can be tested by more than one laboratory and can have both positive and negative results. **Therefore, the sum of the numbers in each column will be larger than the total number of people tested.**

Reporting lab	Inconclusive	Negative	Positive	Percent positive	Total
Great Lakes Health Center			2	100%	2
DAYTONA BEACH CENTRA CARE			2	100%	2
MEASE MANOR MEMORY CARE		2			2
ATVIVO LLC		2			2
CROSTOWN PHARMACY		2			2
METROHEALTH SYSTEM			2	100%	2
TLC MEDICAL			2	100%	2
Kroger 426 - The Little Clinic Suwanee		2			2
Dexter Health Care		2			2
Luther Acres Manor		2			2
RHODE ISLAND DEPARTMENT OF HEALTH LABORATORIES			2	100%	2
Douglas County Health Center		2			2
PTC LABORATORIES			2	100%	2
FLORIDA SOUTHERN COLLEGE		1	1	50%	2
HPH HOME CARE		1	1	50%	2
MINUTE CLINIC DIAGNOSTICS OF IN, LLC #6252		2			2
RIVER CITY MEDICAL ASSOCIATES, INC			2	100%	2
ROPER HOSPITAL			2	100%	2
DMC UNIVERSITY LABORATORIES		1	1	50%	2
GRAND VIEW HOSPITAL			2	100%	2
Kroger 647 - The Little Clinic Newnan Crossings		1	1	50%	2
BUFFALO CROSSINGS HEALTHCARE AND REHABILITATION CENTER			2	100%	2
PARK CITY HOSPITAL - RESPIRATORY CARE SERVICES			2	100%	2
DALLAS MEDICAL CENTER			2	100%	2
KEATING SPORTS CENTER		2			2
CVS PA5447POCT NEWTOWN		2			2
HEALTH & REHAB CTR AT DOLPHINS VIEW, THE			2	100%	2
BAPTIST HEALTH LEXINGTON			2	100%	2
SOUTHERN TENNESSEE MEDICAL CENTER			2	100%	2
Garden Care Center		2			2
RAINY LAKE MEDICAL CENTER			2	100%	2
CALIFORNIA DIVISION OF COMMUNICABLE DISEASE CONTROL			2	100%	2
VA CBOC			2	100%	2
BLACKBAG DIGITAL HEALTH LLC		2			2
OSF ST JOSEPH MEDICAL CENTER			2	100%	2
SHELL POINT HOME HEALTH			2	100%	2
OAKBRIDGE TERRACE AT SAE			2	100%	2
Veterans Health Administration-Public Health Reference Laboratory		1	1	50%	2
PEACEHEALTH CENTRAL		2			2
SANTA ROSA COUNTY HEALTH DEPARTMENT			2	100%	2
STATE OF FLORIDA			2	100%	2
HEALTH NETWORK			2	100%	2
MEDEXPRESS URGENT CARE - LINCOLN		2			2
UNIVERSITY HOSPITAL OF BROOKLYN		2			2
YOUTH AND YOU, INC		2			2
WILLOWBROOKE CT AT LIMA ESTATES		2			2

COVID-19: testing by laboratory

Data through May 26, 2021 verified as of May 27, 2021 at 09:25 AM

Data in this report are provisional and subject to change.

The numbers in the table below represent the number of Florida and non-Florida residents for whom test results were received by the Department of Health. A person can be tested by more than one laboratory and can have both positive and negative results. **Therefore, the sum of the numbers in each column will be larger than the total number of people tested.**

Reporting lab	Inconclusive	Negative	Positive	Percent positive	Total
RAPID MD			2	100%	2
HEARTLAND REGIONAL MEDICAL CENTER		1	1	50%	2
KIVA AT MOUNT DORA			2	100%	2
IMMEDIATE CARE MEDICAL CENTER			2	100%	2
MINERS COLFAX MEDICAL CENTER		2			2
WillowBrooke Court at Southampton Estates		2			2
AHSC ADVENTHEALTH WELL 65 PLUS		2			2
Beecher Manor Nursing and Rehabilitation Center		2			2
NLC LABS			2	100%	2
Kroger 853 - The Little Clinic East Broad Street		2			2
VA Greater LA HCS-Santa Maria OPC			2	100%	2
MD NOW URGENT CARE CENTER INC.			2	100%	2
Walgreens #7156			2	100%	2
The Suites at Western Home Communities		2			2
WALKONCLINIC			2	100%	2
JUPITER PEDIATRIC ASSOCIATES, PA		1	1	50%	2
EASTLAKE MEDICAL CENTER		2			2
JULIE STAATS DO		2			2
WARE EXPRESS CARE			2	100%	2
Kroger 130 - The Little Clinic Colorado Springs		2			2
NORTHEAST GEORGIA HEALTH SYSTEM			2	100%	2
HERITAGE CARE AND REHABILITATION CENTE		2			2
CHI MEMORIAL PRIMARY CARE ASSOCIATES-A		2			2
Kingston of Miamisburg		2			2
MCLAREN REGIONAL MEDICAL CENTER			2	100%	2
NIAGARA APOTHECARY INC		2			2
DELRAY BEACH HEALTH CENTER			2	100%	2
NEMOURS CHILDRENS PRIMARY CARE CLERMONT			2	100%	2
SYMPHONY OF BUFFALO GROVE		2			2
DOWN HOME MEDICAL			2	100%	2
AEGIS MEDICAL GROUP LLC			2	100%	2
ACCESS MEDICAL GROUP OF TAMPA II, INC		2			2
SOUTHERN OHIO MEDICAL CENTER			2	100%	2
HANOVER ENDOSCOPY CENTER		2			2
Village Green Health & Rehabilitation		2			2
Camellia Gardens		2			2
SACRED HEART HOSPITAL ON THE EMERALD			2	100%	2
OUR LOVING HANDS COMPANION SERVICE LLC		2			2
UNIVERSITY OF BALTIMORE WASHINGTON MEDICAL CENTER			2	100%	2
Robert J Dole VAMC		2			2
ATHENA CARE RESOURCES LLC		2			2
BARDMOOR EMERGENCY CARE CENTER			2	100%	2
WEST COAST PEDIATRICS			2	100%	2
WOODLAND VILLAGE HEALTHCARE CENTER		2			2
INDIANA STATE DEPARTMENT OF HEALTH LAB			2	100%	2
CIRRUS DX			2	100%	2

COVID-19: testing by laboratory

Data through May 26, 2021 verified as of May 27, 2021 at 09:25 AM

Data in this report are provisional and subject to change.

The numbers in the table below represent the number of Florida and non-Florida residents for whom test results were received by the Department of Health. A person can be tested by more than one laboratory and can have both positive and negative results. **Therefore, the sum of the numbers in each column will be larger than the total number of people tested.**

Reporting lab	Inconclusive	Negative	Positive	Percent positive	Total
Kroger 101 - The Little Clinic Hill Top		2			2
Piney Grove Nursing and Rehabilitation Center		2			2
CARENOW LENEXA			2	100%	2
WEST FLORIDA MEDICAL ASSOCIATES, PA			2	100%	2
COBLESKILL REGIONAL HOSPITAL		2			2
RUST MEDICAL CENTER		2			2
CORTLAND PARK REHABILITATION AND NURSING CENTER		1	1	50%	2
SUMMIT URGENT CARE	1	1			2
UNIVERSITY OF MARYLAND PATHOLOGY ASSOCIATES			2	100%	2
ST MARY'S HEALTHCARE LABORATORY		1	1	50%	2
Workmens Circle Multicare Center		2			2
MY PHARMACY			2	100%	2
INTERMOUNTAIN MEDICAL CENTER			2	100%	2
BUCKINGHAM PAVILION INC		2			2
UNM SANDOVAL REGIONAL MEDICAL CENTER		2			2
ROBERTS WESLEYAN COLLEGE HEALTH CENTE		2			2
ROYAL CARE MEDICAL CENTER			2	100%	2
Absolut Care of Gasport		2			2
THE FOUNTAIN AT BOCA CIEGA BAY		2			2
BELLIN HOSPITAL			2	100%	2
CITRUS PARK			2	100%	2
Robert Cranfield			2	100%	2
MOORE CLINICAL RESEARCH INC			2	100%	2
BOSTON PUBLIC HEALTH COMMISSION			2	100%	2
MOBILE COUNTY HEALTH DEPARTMENT		1	1	50%	2
INA		1	1	50%	2
ESCANDON DIAGNOSTIC CLINIC			2	100%	2
PREMIER FAMILY CARE I, INC			2	100%	2
WEST HOUSTON MEDICAL CENTER			2	100%	2
NEMOURS CHILDREN'S PRIMARY CARE THE VILLAGES		2			2
CVS LA1116POCT BATON ROUGE		1	1	50%	2
HOLY FAMILY MEDICAL CENTER		1	1	50%	2
MEDPOST OF MEMPHIS TN			2	100%	2
PARKRIDGE MEDICAL CENTER			2	100%	2
Manorcare Health Services West Reading North		2			2
DEL SOL MEDICAL CENTER			2	100%	2
SENTARA NORFOLK GENERAL HOSPITAL			2	100%	2
CVS NY2297002CV NEW YORK			1	100%	1
FAU MEMORY & WELLNESS CENTER			1	100%	1
CLINICAL MICROBIOLOGY LAB FAIRVIEW UNIVERSITY HOSPITAL			1	100%	1
Diversicare of Eupora		1			1
WATERSIDE HEALTH & REHAB CENTER, LLC		1			1
JACKSON GENERAL HOSPITAL			1	100%	1
Oak Hill Health & Rehabilitation Center			1	100%	1
TITUS REGIONAL MEDICAL CENTER			1	100%	1
DOYLESTOWN HOSPITAL			1	100%	1

COVID-19: testing by laboratory

Data through May 26, 2021 verified as of May 27, 2021 at 09:25 AM

Data in this report are provisional and subject to change.

The numbers in the table below represent the number of Florida and non-Florida residents for whom test results were received by the Department of Health. A person can be tested by more than one laboratory and can have both positive and negative results. **Therefore, the sum of the numbers in each column will be larger than the total number of people tested.**

Reporting lab	Inconclusive	Negative	Positive	Percent positive	Total
ST. ANDREW'S SCHOOL		1			1
Spring Gate Rehab and Healthcare Center		1			1
SOUTH COUNTY NURSING AND REHABILITATION		1			1
ATLANTA PLUS URGENT CARE, LLC			1	100%	1
DISCOVER LABS		1			1
LIBERTY COMMONS NURSING AND REHABILITA		1			1
TALLAHASSEE DIALYSIS		1			1
San Antonio Residence and Rehabilitation Center		1			1
CHILDREN'S AT SATELLITE BOULEVARD URGE		1			1
THE TOLEDO HOSPITAL			1	100%	1
CHILDRENS HEALTHCARE CTE OF NORTHERN		1			1
INDIAN RIDGE		1			1
ADVANCE GASTROENTEROLOGY			1	100%	1
J F K PEDIATRICS			1	100%	1
MED LAB SERVICES, LLC			1	100%	1
TENNOVA ER - SANGO			1	100%	1
CROWN COLONY PEDIATRICS		1			1
INFINITY HOME CARE OF PORT CHARLOTTE, LLC			1	100%	1
Mason Health and Rehab		1			1
SUNCOAST PRIMARY CARE LLC			1	100%	1
ADVENTHEALTH MEDICAL GROUP UROLOGY AT EAST ORLANDO		1			1
BAPTIST MEDICAL PLAZA AT WESTCHESTER			1	100%	1
HARBIN CLINIC, LLC - MAIN OFFICE		1			1
Heartland of Columbia		1			1
WEST BOYNTON DIALYSIS			1	100%	1
NURSECARE OF ATLANTA INC DBA		1			1
FLORIDA HOSPITAL TRANSPLANT CENTER		1			1
MEDSTOP PHARMACY			1	100%	1
STAT EMERGENCY CENTER			1	100%	1
SPECTRUM LABORATORY			1	100%	1
MERRILL GARDENS AT CHAMPIONSGATE			1	100%	1
KIDZ CARE PEDATRICS			1	100%	1
SAINT JOSEPHS HOSPITAL OF ATLANTA			1	100%	1
ST LUKES SURGICAL AT THE VILLAGES INC			1	100%	1
OUCH URGENT CARE			1	100%	1
NORTH CAROLINA STATE LABORATORY OF PUBLIC HEALTH, SPECTRUM LAB NETWORK			1	100%	1
DELTA INTERNAL MEDICINE CENTER			1	100%	1
CERTUS OC OPCO, LLC			1	100%	1
ADVENTHEALTH PHYSICIAN GROUP – APPLEWOOD			1	100%	1
BON SECOURS ST FRANCIS MEDICAL CENTER (LABORATORY)			1	100%	1
Williamstown Commons			1	100%	1
REVIVE			1	100%	1
ISSAM ALBANNA MD PA			1	100%	1
HEARTLAND OF ZEPHYRHILLS FL, LLC			1	100%	1
Melbourne Terrace Rehabilitation Center			1	100%	1
ATHENS LIMESTONE HOSPITAL		1			1

COVID-19: testing by laboratory

Data through May 26, 2021 verified as of May 27, 2021 at 09:25 AM

Data in this report are provisional and subject to change.

The numbers in the table below represent the number of Florida and non-Florida residents for whom test results were received by the Department of Health. A person can be tested by more than one laboratory and can have both positive and negative results. **Therefore, the sum of the numbers in each column will be larger than the total number of people tested.**

Reporting lab	Inconclusive	Negative	Positive	Percent positive	Total
JUPITER MEDICAL GROUP			1	100%	1
PULSE MEDICAL DOCTOTS LLC			1	100%	1
ALAN MOORE		1			1
JUP Serology SubSection			1	100%	1
BEACH CARE PLLC			1	100%	1
Kroger 353 - The Little Clinic Harpers Point		1			1
DESTIN SURGERY CENTER LTD		1			1
BOCA GENERAL AND FAMILY MEDICINE		1			1
ALLIANCE LABORATORY SERVICES			1	100%	1
DISCOVERY AT HOME, LLC			1	100%	1
FLORIDA WATERMAN HOSPITAL			1	100%	1
Rio Grande City Nursing and Rehab Center			1	100%	1
HIBISCUS COURT			1	100%	1
ORMOND MEDICAL ARTS FAMILY PRACTICE PL			1	100%	1
ENCOMPASS HEALTH REHABILITATION HOSPITAL OF UTAH		1			1
TMH URGENT CARE CENTER			1	100%	1
HUNTERS CREEK MEDICAL ASSOCIATES PA		1			1
PINECREST MANOR		1			1
MOUNT DORA DIALYSIS			1	100%	1
GENERATIONS CENTER OF SPENCER		1			1
FORT MYERS DIALYSIS		1			1
MEMORIAL HEALTH UNIVERSITY MEDICAL		1			1
BROOKDALE WEST PALM BEACH			1	100%	1
HEALTHCARE AND REHAB OF SANFORD			1	100%	1
GENEVA FAMILY HEALTH			1	100%	1
MEDHEALTH CLINICAL INC			1	100%	1
ALWAYS BEST CARE HOME HEALTH AGENCY			1	100%	1
Oklahoma Methodist Manor			1	100%	1
PALM BEACH PEDIATRIC UROLOGY			1	100%	1
CHILDRENS DOCTOR OF TAMPA BAY, THE			1	100%	1
KENT		1			1
FRIO REGIONAL PRIMARY CARE AND URGENT CARE CLINIC			1	100%	1
FAITH FAMILY PRACTICE			1	100%	1
CARROLL UNIVERSITY STUDENT HEALTH CENTER		1			1
HOSPITAL METROPOLITANO SAN GERMAN			1	100%	1
TAMPA FAMILY HEALTH CENTERS			1	100%	1
HEALTHCARE PARTNERS FAMILY MEDICINE LLC			1	100%	1
ATLANTIS VISION CENTER			1	100%	1
PRESBYTERIAN HOSPITAL			1	100%	1
MT VIEW			1	100%	1
MEDEXPRESS URGENT CARE - HAMILTON SQUA		1			1
ALLSOUTH URGENT CARE CLINIC			1	100%	1
CARESPOT - LEE VISTA			1	100%	1
Kroger 683 - The Little Clinic Foothills Plaza		1			1
CAN COMMUNITY HEALTH NORTH MIAMI, FL		1			1
VIRTUA HEALTH AND REHABILITATION		1			1

COVID-19: testing by laboratory

Data through May 26, 2021 verified as of May 27, 2021 at 09:25 AM

Data in this report are provisional and subject to change.

The numbers in the table below represent the number of Florida and non-Florida residents for whom test results were received by the Department of Health. A person can be tested by more than one laboratory and can have both positive and negative results. **Therefore, the sum of the numbers in each column will be larger than the total number of people tested.**

Reporting lab	Inconclusive	Negative	Positive	Percent positive	Total
SMITH			1	100%	1
MEDICAL ASSOCIATES OF THE SHOALS		1			1
LAB. CORP. OF AMERICA			1	100%	1
ONE HEALTH LABS		1			1
Good Samaritan Society - Albion		1			1
Arch Plaza Nursing and Rehabilitation Center			1	100%	1
HEALTH SERVICES-COLUMBIA COLLEGE		1			1
CELEBRATION FAMILY PHYSICIANS LLC			1	100%	1
ST ROSE HOSPITAL			1	100%	1
Kroger 527 - The Little Clinic Hwy 70 S.		1			1
SURGERY CENTER, THE			1	100%	1
VIVIAN SIMMONS FAMILY PRACTICE			1	100%	1
PARKWAY REGIONAL MEDICAL CENTER LAB			1	100%	1
Crisp Regional Nursing and Rehab Center		1			1
ER NEAR ME HULEN		1			1
ST JOHNS PEDIATRICS PA		1			1
BORINQUEN HEALTH CENTER			1	100%	1
OAKWOOD HOSPITAL - SOUTHSHORE			1	100%	1
HARDVARD VANGUARD MEDICAL ASSOCIATES - NEEDHAM			1	100%	1
LIFE CARE CENTER OF HILTON HEAD		1			1
HARDIN HEALTH INC		1			1
Marysville Care Center		1			1
DPH OP LAB			1	100%	1
CANDLER HOSPITAL			1	100%	1
FAMILY MEDICAL CLINIC KENDALL LLC			1	100%	1
Walgreens #12695			1	100%	1
Kroger 006 - The Little Clinic Uintah Gardens		1			1
JET MEDICAL CENTER			1	100%	1
SINAI URGENT CARE FORT WORTH, LLC			1	100%	1
LAS PALOMAS SENIOR LIVING		1			1
WALMART PHARMACY 10-4554		1			1
CAPITAL HEALTH PLAN - GOVERNORS SQUARE			1	100%	1
BEAUMONT HOSPITAL			1	100%	1
CHC			1	100%	1
INTERNAL MEDICINE GROUP OF WINTER HAVEN PA		1			1
FLORIDA HOME HEALTH			1	100%	1
WHEATON FRANCISCAN LABORATORY			1	100%	1
DU QUOIN NURSING & REHABILITATION CENTER LLC		1			1
VISTA LAKE ASSISTED LIVING			1	100%	1
MEDEXPRESS WELL - OLDSMAR			1	100%	1
EUROFINS APPLIED GENOMICS - LOUISVILLE		1			1
Summit Medical Group Morristown Oncology		1			1
NORTH WEST FLORIDA DIAGNOSTIC ENDOCRINOLOGY CLINIC			1	100%	1
JAX FAMILY CARE		1			1
METROPOLITAN			1	100%	1
ANDERSON FAMILY MEDICINE			1	100%	1

COVID-19: testing by laboratory

Data through May 26, 2021 verified as of May 27, 2021 at 09:25 AM

Data in this report are provisional and subject to change.

The numbers in the table below represent the number of Florida and non-Florida residents for whom test results were received by the Department of Health. A person can be tested by more than one laboratory and can have both positive and negative results. **Therefore, the sum of the numbers in each column will be larger than the total number of people tested.**

Reporting lab	Inconclusive	Negative	Positive	Percent positive	Total
YOUTH HEALTH CENTER OF HUNTINGTON		1			1
325		1			1
HUNEYCUTT FAMILY PRACTICE			1	100%	1
MBMG OF WINTER HAVEN			1	100%	1
HOLYOKE MEDICAL CENTER			1	100%	1
URGENT DOC -NACOGODOCHES CLINIC			1	100%	1
Walgreens #19304		1			1
SEATTLE-KING COUNTY			1	100%	1
ROMULO CAMOGLIANO MD/INTERNAL MEDICINE			1	100%	1
ORCHID TERRACE		1			1
CARESPOT - WELLINGTON			1	100%	1
Brownwood Nusing & Rehabilitation		1			1
MEMORIAL HOSPITAL LOS BANOS			1	100%	1
WESLEY CHAPEL INTERNAL MEDICINE AND PEDIATRICS PA			1	100%	1
JACKSON MADISON CO. GEN. HOSPITAL			1	100%	1
CERMAK IMMEDIATE CARE			1	100%	1
TMH PHYSICIAN PARTNERS WAKULLA			1	100%	1
CVS OH6153POCT COLUMBUS		1			1
ADVENTHEALTH WOUND CARE CENTER			1	100%	1
PENNY PEDIATRICS		1			1
HEALTH & WELLNESS PROFESSIONALS INC			1	100%	1
Presbyterian Homes & Services		1			1
ALTAMONTE MEDICAL ASSOCIATES PA			1	100%	1
PROVIDENCE HOSPITAL			1	100%	1
QC LABORATORY			1	100%	1
PROGRESSIVE MEDICAL RESEARCH			1	100%	1
BROOKSHIRE, THE			1	100%	1
MEDICAL CENTER FRANKLIN			1	100%	1
Court House Center		1			1
Heartland of Perrysburg		1			1
SANFORD LABORATORIES WATERTOWN			1	100%	1
NEW HEMPSTEAD PEDIATRICS PC		1			1
UCSD MICROBIOLOGY LABORATORY			1	100%	1
THE LITTLE CLINIC, LLC			1	100%	1
SUNDIAL MANUFACTURING		1			1
Kroger 670 - The Little Clinic Powell		1			1
COASTAL ER IX, PHYSICIANS PREMIER			1	100%	1
NEMOURS CHILDREN HOSPITAL			1	100%	1
WINNIFRED ASSISTED LIVING FACILITY INC		1			1
GENESIS MICROBIOLOGY LAB		1			1
BACON COUNTY HOSPITAL		1			1
RIVERSIDE MEDICAL CENTER		1			1
MEDONE URGENT CARE			1	100%	1
RENEGADEXBIO, PBC	1				1
FLAGLER PROFESSIONAL HEALTH CARE SERVICES INC		1			1
Jenkins Living Center		1			1

COVID-19: testing by laboratory

Data through May 26, 2021 verified as of May 27, 2021 at 09:25 AM

Data in this report are provisional and subject to change.

The numbers in the table below represent the number of Florida and non-Florida residents for whom test results were received by the Department of Health. A person can be tested by more than one laboratory and can have both positive and negative results. **Therefore, the sum of the numbers in each column will be larger than the total number of people tested.**

Reporting lab	Inconclusive	Negative	Positive	Percent positive	Total
Riverside Nursing & Rehabilitation Center		1			1
PENROSE HOSPITAL			1	100%	1
CareATC - Columbia College #58		1			1
NORWALK HOSPITAL			1	100%	1
NEMOURS CHILDRENS URGENT CARE			1	100%	1
DBA HICKORY CREEK AT ROCHESTER		1			1
Bayou Vista Community Care Center			1	100%	1
NORTHWEST COMMUNITY HOSPITAL LABORATORY			1	100%	1
Kroger 838 - The Little Clinic Fairborn		1			1
INDIGO PALMS			1	100%	1
SUNY AT STONY BROOK			1	100%	1
Lantern Park Specialty Care		1			1
WRNMMC BETHESDA			1	100%	1
Accordius Health at Gastonia			1	100%	1
Manor Care of Dallastown d/b/a ManorCare Health Services - Dallastown		1			1
TRIHEALTH			1	100%	1
THE INTERNAL MEDICAL GROUP		1			1
Falmouth By The Sea			1	100%	1
FAMILY MEDICAL CENTERS			1	100%	1
HEALTH CONSERVATION, INC		1			1
441 URGENT CARE CENTER - BROWNWOOD			1	100%	1
LIFE SAVERS EMERGENCY ROOM II, LLC		1			1
Community Compassion Center of Batesville			1	100%	1
MEDEXPRESS URGENT CARE-MEADVILLE			1	100%	1
JPS HEALTH CENTER AT TRUE WORTH PLACE			1	100%	1
MED-LAKE LABORATORY			1	100%	1
MID FLORIDA BIOLOGICALS			1	100%	1
CVS IL2297651CV JOLIET		1			1
GULF BREEZE TREATMENT CENTER, LLC			1	100%	1
Avon Health Center		1			1
Hempfield Manor		1			1
NEXTCARE NIFONG			1	100%	1
Cornerstone at the Ranch		1			1
FREDERICK AVENUE GROUP HOME		1			1
VA Central Western Massachusetts HCS		1			1
WINTHROP MANOR NURSING CENTER		1			1
QLABS			1	100%	1
CONNECTICUT CVS PHARMACY, LLC		1			1
AFFILIATED LABORATORIES INC			1	100%	1
UNIVERSITY OF TOLEDO MEDICAL CENTER			1	100%	1
Advanced Rehabilitation of Vernon		1			1
Medilodge of Midland		1			1
SACRED HEART HEALTH SYSTEM- MIDWIFE PROGRAM			1	100%	1
AMERICAN FAMILY CARE - SMYRNA			1	100%	1
Shoreline Care Center			1	100%	1
PUBLIC HEALTH LABORATORIES			1	100%	1

COVID-19: testing by laboratory

Data through May 26, 2021 verified as of May 27, 2021 at 09:25 AM

Data in this report are provisional and subject to change.

The numbers in the table below represent the number of Florida and non-Florida residents for whom test results were received by the Department of Health. A person can be tested by more than one laboratory and can have both positive and negative results. **Therefore, the sum of the numbers in each column will be larger than the total number of people tested.**

Reporting lab	Inconclusive	Negative	Positive	Percent positive	Total
MEMORIAL URGENT CARE CENTER -			1	100%	1
SOUTHWEST FLORIDA DIVISION LAB			1	100%	1
Wildwood Healthcare		1			1
JOHN HOPKINS WELLNESS CENTER PEPSICO			1	100%	1
SACRED HEART HOSPITAL NURSING			1	100%	1
PHOEBE PRIMARY CARE CAMILLA			1	100%	1
ST. JOHN HOSPITAL & MEDICAL CENTER			1	100%	1
VA Northern Indiana HCS - Fort Wayne		1			1
TREASURE COAST MEDICAL CONCIERGE LLC			1	100%	1
BALLAD HEALTH MEDICAL ASSOCIATES URGENT CARE - JOHNSON CITY			1	100%	1
Isle Health and Rehabilitation Center			1	100%	1
CFHC - FROSTPROOF			1	100%	1
LEELANAU OPCO, LLC		1			1
DR AZIZ CLINIC			1	100%	1
CENTRAL FLORIDA HEALTH CARE, INC			1	100%	1
PORT ORANGE DIALYSIS			1	100%	1
SPHERE DX			1	100%	1
Masonic Medical Research Institute			1	100%	1
CHI ST VINCENT LITTLE ROCK DIAGNOSTIC CLINIC			1	100%	1
HEALTH PARTNERS LLC		1			1
Roscoe Rehabilitation and Nursing Center		1			1
CAPSTONE REHABILITATION AND HEALTHCARE		1			1
DAKOTA PRO FOOTBALL, LLC		1			1
WESTMORELAND REGIONAL HOSPITAL			1	100%	1
CAREWELL 203			1	100%	1
Oregon Veterans Home The Dalles		1			1
WALGREENS #05150		1			1
PHYSICIANS PREMIER ER- CENTRAL AUSTIN			1	100%	1
HEARTLAND OF MARIETTA OH LLC DBA		1			1
MED BAR LLC		1			1
AURORA MEDICAL CENTER-KENOSHA			1	100%	1
AVERA ST. MARY'S HOSPITAL			1	100%	1
VA Ann Arbor HCS - Toledo CBOC		1			1
MIAMI CHILDRENS HOSPITAL MIDTOWN OUTPATIENT CENTER			1	100%	1
CORONA CONCIERGE, LLC		1			1
FAMILY AND INTERNAL MEDICINE ASSOCIATES		1			1
FOUNTAIN VALLEY REGIONAL HOSPITAL & MEDICAL CENTER			1	100%	1
ELLIOT HOSPITAL			1	100%	1
PINEBROOK CARE AND REHABILITATION CENTER			1	100%	1
ODESSA CLINIC			1	100%	1
GLEN EAGLE HELATHCARE & REHAB		1			1
TITUSVILLE CENTER FOR SURGICAL EXCELLENCE LLC		1			1
Kroger 63 - The Little Clinic Glassford Hill Rd		1			1
UCH LAB			1	100%	1
DIMMIT REGIONAL HOSPITAL			1	100%	1
HALIFAX HEALTH PRIMARY CARE ORMOND			1	100%	1

COVID-19: testing by laboratory

Data through May 26, 2021 verified as of May 27, 2021 at 09:25 AM

Data in this report are provisional and subject to change.

The numbers in the table below represent the number of Florida and non-Florida residents for whom test results were received by the Department of Health. A person can be tested by more than one laboratory and can have both positive and negative results. **Therefore, the sum of the numbers in each column will be larger than the total number of people tested.**

Reporting lab	Inconclusive	Negative	Positive	Percent positive	Total
BIOLOGICAL AND CHEMICAL EMERGENCIES LABORATORY			1	100%	1
Strasburg Care Center		1			1
BOND COUNTY HEALTH DEPARTMENT			1	100%	1
BAY MEDICAL SACRED HEART BEACH EMERGENCY ROOM		1			1
SUN DISCOUNT PHARMACY			1	100%	1
Good Samaritan Society-Atkinson		1			1
VIP STARNETWORK		1			1
CARESPOT EXPRESS HEALTHCARE BOYNTON BEACH			1	100%	1
CLINICAL RESEARCH OF WEST FLORIDA		1			1
BIOMERIEUX			1	100%	1
MEDICAL CENTER AFFILIATES PALM SPRINGS			1	100%	1
Hillside Rehab and Care Center			1	100%	1
SJMC PHYSICIAN SERVICES			1	100%	1
MAYO HEALTHCARE		1			1
EMERALD HEALTH CARE		1			1
MID-SOUTH URGENT CARE, PLLC			1	100%	1
TAMPA HEALTH CARE PROVIDERS PA		1			1
CLINICAL CARE, INC			1	100%	1
WORKCARE, INC GLOBALFOUNDRIES			1	100%	1
MARTIN MEMORIAL MEDICENTER			1	100%	1
Waters of Covington		1			1
ELMCROFT OF TIMBERLIN PARC			1	100%	1
ALDEN PHARMACY		1			1
LEXINGTON URGENT CARE			1	100%	1
UF HEALTH EMERGENCY CENTER LABORATORY		1			1
EXPRESS WALK IN MEDICAL CENTER			1	100%	1
Walgreens #9121		1			1
Ramsey Village		1			1
IC LABS			1	100%	1
SOUTHEAST MISSOURI HOSPITAL		1			1
PRIORITY CARE LLC			1	100%	1
ANMED HEALTH MEDICAL CENTER			1	100%	1
BRIGHAM YOUNG UNIV STUDENT HEALTH CTR			1	100%	1
HONEY BROOK MED INVESTORS LTD/DBA		1			1
LAKE TRAVIS EMERGENCY HOSPITAL			1	100%	1
DIXIE REGIONAL MEDICAL CENTER			1	100%	1
MOUNT SINAI HOSPITAL OF QUEENS			1	100%	1
HEALTHCARECLINICS			1	100%	1
Schenectady Center for Rehabilitation & Nursing		1			1
EAST TENNESSEE STATE UNIVERSITY		1			1
KINGWOOD EMERGENCY CENTER			1	100%	1
REGENTS PARK OF JACKSONVILLE			1	100%	1
BUREAU COUNTY HEALTH DEPT			1	100%	1
MANOR CARE OF DELRAY BEACH FL LLC		1			1
C V S / PHARMACY #4396		1			1
SALTZER URGENT CARE			1	100%	1

COVID-19: testing by laboratory

Data through May 26, 2021 verified as of May 27, 2021 at 09:25 AM

Data in this report are provisional and subject to change.

The numbers in the table below represent the number of Florida and non-Florida residents for whom test results were received by the Department of Health. A person can be tested by more than one laboratory and can have both positive and negative results. **Therefore, the sum of the numbers in each column will be larger than the total number of people tested.**

Reporting lab	Inconclusive	Negative	Positive	Percent positive	Total
ORANGE PEDIATRICS PA			1	100%	1
Caldwell Care		1			1
MEDEXPRESS URGENT CARE - UNIONTOWN		1			1
REDSTONE REHABILITATION & NURSING CENT		1			1
BOCA CIEGA CENTER			1	100%	1
GARDEN VIEW CARE CENTER		1			1
VCU HEALTH SYSTEM AUTHORITY - MCV HOSPITALS			1	100%	1
SYCAMORE MEDICAL CENTER-KETTERING HEALTH NETWORK			1	100%	1
GULF COUNTY HEALTH DEPARTMENT			1	100%	1
ENT AND ALLERGY ASSOCIATES OF FLORIDA			1	100%	1
NEXTCARE SUN CITY			1	100%	1
CVS MO8595POCT RAYMORE		1			1
GOOD SAMARITAN SOCIETY-FOREST CITY		1			1
PALM BEACH COUNTY SHERIFF OFFICE			1	100%	1
BAPTIST MINOR MEDICAL CENTER			1	100%	1
ST. MICHAEL'S ELITE HOSPITAL			1	100%	1
Urgent Care 24/7 Orlando LLC			1	100%	1
Big River Nursing and Rehab		1			1
OCEANVIEW NURSING AND REHABILITATION CENTER			1	100%	1
Heritage Health of Peru			1	100%	1
KIOSK MEDICINE OF KENTUCKY LLC		1			1
BLOOD SYSTEMS LABORATORIES			1	100%	1
SACRED HEART HOSPITAL			1	100%	1
HILTON HEAD HOSPITAL/INPATIENT			1	100%	1
EMERSON HOSPITAL LABORATORY			1	100%	1
UNIVERSITY PLACE NURSING CENTER		1			1
WINDROSE HEALTH NETWORK			1	100%	1
WEKIVA SPRINGS PEDIATRICS			1	100%	1
THE CHRIST HOSPITAL			1	100%	1
CULVER CITY URGENT CARE			1	100%	1
BRISTOL CHILDRENS CLINIC			1	100%	1
MD NOW URGENT CARE			1	100%	1
Kroger - KRO03500568			1	100%	1
BSA PHYSICIANS GROUP, INC D/B/A BSA FAMILY MEDICAL			1	100%	1
JFK MEDICAL CENTER			1	100%	1
Kingston Care Center of Fort Wayne		1			1
KETAMINE HEALTH CENTERS OF WEST PALM BEACH LLC		1			1
VOLUSIA MEDICAL CENTER			1	100%	1
WILLOWBROOKE COURT AT MATTHEWS GLEN		1			1
DAVIS, CASEY		1			1
CEPERO PEDIATRICS PA			1	100%	1
Kroger 970 - The Little Clinic Westfield			1	100%	1
SOUTH COUNTY MEDICAL CENTER			1	100%	1
PRESTIGE ER			1	100%	1
MEDEXPRESS URGENT CARE - PINE BLUFF S		1			1
SOUTHEASTERN PATHOLOGY ASSOCIATES			1	100%	1

COVID-19: testing by laboratory

Data through May 26, 2021 verified as of May 27, 2021 at 09:25 AM

Data in this report are provisional and subject to change.

The numbers in the table below represent the number of Florida and non-Florida residents for whom test results were received by the Department of Health. A person can be tested by more than one laboratory and can have both positive and negative results. **Therefore, the sum of the numbers in each column will be larger than the total number of people tested.**

Reporting lab	Inconclusive	Negative	Positive	Percent positive	Total
THE HOSPITALS OF PROVIDENCE EMERGENCY ROOM			1	100%	1
Chateau Girardeau			1	100%	1
The Evangelical Lutheran Good Samaritan Society Prescott Village		1			1
AFFINITY WALK-IN CLINIC			1	100%	1
SUNCOAST BEHAVIORAL HEALTH CENTER			1	100%	1
Carrollton Manor Inc		1			1
TARRANT MEDICAL ASSOCIATES			1	100%	1
URGENT CARE MEDICAL CLINIC		1			1
UNIVERSITY OF MD PATH ASSOC- MD GENOMICS			1	100%	1
FRESENIUS SOUTH FORT MYERS		1			1
BAPTIST HOSPITAL FAMILY MEDICINE TIGER POINT			1	100%	1
DEL PRADO MEDICAL CENTER, INC		1			1
WILSON FAMILY MEDICINE LLC		1			1
LAKE LURE HEALTH CENTER			1	100%	1
CLERMONT VA COMMUNITY OUTPATIENT CLINIC		1			1
STERLING HOUSE OF PORT ORANGE		1			1
Walgreens #3661		1			1
INDIANA INTERNAL MEDICINE			1	100%	1
EH FARGO HOSPITAL LABORATORY			1	100%	1
CARENOW MURFREESBORO MEDICAL CENTER PK		1			1
SANFORD HOME		1			1
MEDCOR AT ROYAL CARIBBEAN			1	100%	1
PHOEBE HOME INC		1			1
FAMILY MEDICAL CENTER OF HOLLYWOOD PA			1	100%	1
SUNSHINE PEDIATRICS OF LUTz			1	100%	1
TRAFALGAR DIALYSIS			1	100%	1
USCG BASE MIAMI BEACH MEDICAL LAB		1			1
NORTH FLORIDA FAMILY MEDICINE			1	100%	1
HUNTSVILLE HOSPITAL			1	100%	1
BELLMORE PEDIATRICS		1			1
GREATER MOBILE URGENT CARE			1	100%	1
BETHESDA DIALYSIS			1	100%	1
CVS TX8337POCT ROCKWALL		1			1
LiveWell		1			1
CORAL SPRINGS RAPID ANTIGEN TESTING			1	100%	1
Valley View Health and Rehabilitation, LLC		1			1
Sanctuary Pointe Nursing & Rehab		1			1
LUNA BECK MD & ASSOCIATES PA			1	100%	1
WELLSTREET-HOLCOMB BRIDGE ROAD		1			1
YOUR KIDS URGENT CARE			1	100%	1
SPINE & PAIN CONSULTANT PLLC		1			1
TRIPLE O RESEARCH INSTITUTE PA			1	100%	1
UNIVERSITY OF MIAMI - LENNAR CENTER			1	100%	1
Kittanning Care Center		1			1
CLERMONT PEDIATRICS, PA			1	100%	1
Southwest Louisiana Veterans Home			1	100%	1

COVID-19: testing by laboratory

Data through May 26, 2021 verified as of May 27, 2021 at 09:25 AM

Data in this report are provisional and subject to change.

The numbers in the table below represent the number of Florida and non-Florida residents for whom test results were received by the Department of Health. A person can be tested by more than one laboratory and can have both positive and negative results. **Therefore, the sum of the numbers in each column will be larger than the total number of people tested.**

Reporting lab	Inconclusive	Negative	Positive	Percent positive	Total
Allen Health and Rehabilitation		1			1
WALGREENS #4086		1			1
BROOKSVILLE REGIONAL HOSPITAL			1	100%	1
CHILDREN'S NATIONAL MEDICAL CENTER			1	100%	1
Seacrest Village		1			1
COLOMBO'S PHARMACY		1			1
ADVANCE CARDIOVASCULAR IMAGING, INC			1	100%	1
FRESENIUS KIDNEY CARE HILLSBOROUGH			1	100%	1
MEADOWS PARK HEALTH AND REHABILITATION		1			1
INTERNAL MEDICINE OF SOUTHWEST FLORIDA			1	100%	1
DOCTORS URGENT CARE OFFICE			1	100%	1
FRESENIUS MEDICAL CARE TAMPA LLC			1	100%	1
MEDICAL CITY DENTON			1	100%	1
FAIRVIEW SOUTHDALE			1	100%	1
AFC URGENT CARE SWAMPSCOTT			1	100%	1
BAYLOR SCOTT & WHITE MEDICAL SURGICAL CLINIC			1	100%	1
CHEROKEE PARK REHABILITATION		1			1
NEW ULM MEDICAL CENTER			1	100%	1
SOUTHWEST REGIONAL PCR LABORATORY			1	100%	1
NHC HEALTH CARE CENTER		1			1
WINDMOOR HEALTHCARE			1	100%	1
THYROID SPECIALTY LABORATORY			1	100%	1
BECKLEY VAMC		1			1
PEDIATRIC ASSOCIATES - DORAL			1	100%	1
CLARKSVILLE MANOR INC		1			1
COMMUNITY			1	100%	1
Heritage Inn Health and Rehabilitation		1			1
SYNERGY DIALYSIS INC			1	100%	1
CORE OCCUPATIONAL MEDICINE			1	100%	1
FAMILY HEALTHCARE SERVICES			1	100%	1
AAA MEDICAL TESTING			1	100%	1
Kroger 698 - The Little Clinic 14th Street/Bell		1			1
METHODISM MIDLOTHIAN MEDICAL CENTER			1	100%	1
CATERPILLAR INC - MIAMI DISTRIBUTION CENTER			1	100%	1
The Pines at Catskill		1			1
PREVENTIVE CARDIOLOGY AND INTERNAL MEDICINE ASSOCI			1	100%	1
SOUTHERN HILLS MEDICAL CENTER			1	100%	1
Kroger 368 - The Little Clinic Frankfort West		1			1
ADVENTHEALTH ALTAMONTE SPRINGS EMPLOYEE CLINIC			1	100%	1
TRANSYLVANIA REGIONAL HOSPITAL LAB			1	100%	1
EAST END PEDIATRICS		1			1
WOODSTOCK HEALTH DEPARTMENT			1	100%	1
TEVAPHARM			1	100%	1
BLUE RIDGE URGENT CARE MORGANTON			1	100%	1
FLORIDA KEYS PED AND ADOLES CTR			1	100%	1
Victory Health and Rehabilitation			1	100%	1

COVID-19: testing by laboratory

Data through May 26, 2021 verified as of May 27, 2021 at 09:25 AM

Data in this report are provisional and subject to change.

The numbers in the table below represent the number of Florida and non-Florida residents for whom test results were received by the Department of Health. A person can be tested by more than one laboratory and can have both positive and negative results. **Therefore, the sum of the numbers in each column will be larger than the total number of people tested.**

Reporting lab	Inconclusive	Negative	Positive	Percent positive	Total
USC VERDUGO HILLS HOSPITAL			1	100%	1
ALLIED PHYSICIANS GROUP		1			1
CARENOW LAKE WORTH			1	100%	1
SOFFER HEALTH INSTITUTE			1	100%	1
STATE OF CALIFORNIA DOH SERVICES			1	100%	1
BELMONT VILLAGE AT JOHNS CREEK		1			1
Senior Rehab & Recovery Center at Limestone Health Facility		1			1
TRANSCEND PERFORMANCE AND LIFESTYLE INSTITUTE			1	100%	1
MEDEXPRESS URGENT CARE - WILLINGBORO		1			1
STEPHEN G NELSON MD PA			1	100%	1
FOCUSED CARE AT ALLENBROOK		1			1
GENESIS CARE USA OF FLORIDA, LLC			1	100%	1
ARCADIA OUTREACH LAB			1	100%	1
CAREMOUNT MEDICAL PC-CARMEL		1			1
NATIONAL INSTITUTES OF HEALTH CLINICAL CENTER			1	100%	1
CVS TX7824POCT GARLAND		1			1
CARENOW URGENT CARE-HENDERSONVILLE		1			1
Kingsway Arms Nursing Center		1			1
Kempsville Health and Rehab Center		1			1
AFC URGENT CARE BEVERLY			1	100%	1
SOUTHEAST CLINICAL LABORATORIES		1			1
HALEYVILLE HEALTH CARE CENTER		1			1
FIRST MEDICAL RESPONSE OF TEXAS, INC			1	100%	1
COMMUNITY MEDICAL CENTER-ORANGE CITY		1			1
KELLY			1	100%	1
SOUTHWESTERN STATE HOSPITAL LABORATORY			1	100%	1
Samaritan Keep Home		1			1
WALGREENS # 11165		1			1
CTMD MEDICAL CENTER, PA			1	100%	1
RED BUG LAKE ROAD OVIEDO COVID			1	100%	1
View Ridge Care Center		1			1
LYSTER MAIN LAB, FT RUCKER		1			1
BANNER ESTRELLA MEDICAL CENTER			1	100%	1
MONONGAHELA VALLEY HOSPITAL			1	100%	1
White Oak Manor - Rock Hill		1			1
CONEY ISLAND HOSP			1	100%	1
STEWART FLORIDA ALF, INC			1	100%	1
CUSTOM SCRIPTS PHARMACY		1			1
St. Mary's Care Center		1			1
WYOMING COUNTY DEPARTMENT OF HEALTH		1			1
CARDIAC AND VASCULAR CONSULTANTS MD PA		1			1
Greencroft Goshen		1			1
LUMBERTON HOSPITAL			1	100%	1
WYTHE CNTY COMMUNITY HOSP LABORATORY			1	100%	1
FLAGSTAFF MEDICAL CENTER			1	100%	1
ACL LABORATORIES			1	100%	1

COVID-19: testing by laboratory

Data through May 26, 2021 verified as of May 27, 2021 at 09:25 AM

Data in this report are provisional and subject to change.

The numbers in the table below represent the number of Florida and non-Florida residents for whom test results were received by the Department of Health. A person can be tested by more than one laboratory and can have both positive and negative results. **Therefore, the sum of the numbers in each column will be larger than the total number of people tested.**

Reporting lab	Inconclusive	Negative	Positive	Percent positive	Total
MEDICAL COLLEGE OF GEORGIA MEDICAL CENTER			1	100%	1
CORPORATION OF AMERICA		1			1
Lodge Nursing & Rehab Center		1			1
SARASOTA MEMORIAL HOSPITAL		1			1
SANTA CLARA VALLEY MEDICAL CENTER			1	100%	1
MCALLEN MEDICAL CENTER			1	100%	1
HAMILTON CI MAIN UNIT ANNEX/ WORK CAMP			1	100%	1
CENTRAL MAINE MEDICAL CENTER			1	100%	1
MDS PHARMA SERVICES		1			1
NORTHERN NEVADA MEDICAL CENTER			1	100%	1
INNOVATIVE CARE PARTNERS PLLC			1	100%	1
UUHC - REDSTONE HEALTH CENTER LABORATORY			1	100%	1
HALIFAX FAMILY HEALTH CENTER			1	100%	1
ST JOHN HOSPITAL & MEDICAL CENTER MICRO			1	100%	1
CORVALLIS CLINIC PC LAB		1			1
CENTER AT WATERFRONT		1			1
WALGREENS #06887		1			1
WILLOW DALE WELLNESS VILLAGE APARTMENT		1			1
Whispering Pines Nursing & Rehabilitation Center		1			1
Encompass Health Rehab Hosp Albuquerque		1			1
Monument Health Custer Care Center		1			1
TAWAS CITY OPCO, LLC		1			1
PORTNEUF MEDICAL CENTER		1			1
WELLCARE URGENT CARE			1	100%	1
LAKE VIEW COURT		1			1
FIVE STAR PREMIER RESIDENCES OF POMPANO BEACH			1	100%	1
FOUR FREEDOMS DIALYSIS			1	100%	1
WALGREENS #06025		1			1
Cibolo Creek Rehabilitation Health Living Center		1			1
SILVER SPRINGS SHORES DIALYSIS			1	100%	1
PUTNAM COUNTY PUBLIC HEALTH UNIT WIC		1			1
CAH ACQUISITION COMPANY 11 LLC			1	100%	1
LANTANA HC LAB			1	100%	1
WOODHAVEN RETIREMENT COMMUNITY		1			1
STANDIFER PLACE		1			1
OCALA RKC EAST HEMO #1			1	100%	1
MANOR COURT OF CLINTON		1			1
SIMED HEALTH LLC		1			1
WALKERS DRUG STORE			1	100%	1
SHRIVERS PHARMACY AND WELLNESS CENTER			1	100%	1
Consulate Health Care of Tallahassee			1	100%	1
Mayfair Village Nursing Care Center		1			1
Raleigh Center (WV)			1	100%	1
PROOFPOINT BIOLOGICS		1			1
TAYLOR COUNTY HEALTH DEPARTMENT			1	100%	1
THE EMORY CLINIC			1	100%	1

COVID-19: testing by laboratory

Data through May 26, 2021 verified as of May 27, 2021 at 09:25 AM

Data in this report are provisional and subject to change.

The numbers in the table below represent the number of Florida and non-Florida residents for whom test results were received by the Department of Health. A person can be tested by more than one laboratory and can have both positive and negative results. **Therefore, the sum of the numbers in each column will be larger than the total number of people tested.**

Reporting lab	Inconclusive	Negative	Positive	Percent positive	Total
Kroger 016 - The Little Clinic Centennial		1			1
COURTLAND TERRACE		1			1
HEALTH GUAGE			1	100%	1
GENESIS HEALTH SYSTEM			1	100%	1
ENCOMPASS HEALTH REHAB HOSP TOMS RIVER		1			1
WORKFORCE HEALTH DEPARTMENT			1	100%	1
BRISTOL REGINAL MEDICAL CENTER			1	100%	1
WALKIN MEDICAL URGENT CARE,NEW CITY			1	100%	1
FLORIDA DEPARTMENT OF HEALTH PALM BEACH COUNTY			1	100%	1
RYE BEACH PHARMACY INC		1			1
US LABORATORIES			1	100%	1
MEMORIAL HERMANN OCCUPATIONAL HEALTH			1	100%	1
CVS AZ9302POCT TUCSON		1			1
Walgreens #12153		1			1
Good Shepherd Fairview Home, Inc.		1			1
YUMA REGIONAL MEDICAL CENTER			1	100%	1
APACHE HEALTH CENTER			1	100%	1
ELATION HEALTH		1			1
SAINT AGNES HOSPITAL			1	100%	1
WARREN GENERAL HOSPITAL			1	100%	1
Walgreens #10988		1			1
Brio of Johnston		1			1
VANAJA SUREDDI MD PA			1	100%	1
AUSTIN ER LLC			1	100%	1
BRIDGEWAY CENTER INC			1	100%	1
Kroger 779 - The Little Clinic Georgetown		1			1
MEA PRIMARY CARE PLUS BYRAM			1	100%	1
VA Texas Valley Coastal Bend Harlingen HCC		1			1
BAPTIST MEDICAL CENTER			1	100%	1
Medilodge of Kalamazoo		1			1
Nemours Children's Primary			1	100%	1
ST FRANCIS MEDICAL CENTER			1	100%	1
MID-FLORIDA PATHOLOGY LLC MOBILE UNIT # 1			1	100%	1
NORTH BREVARD CHILDRENS MEDICAL CENTER			1	100%	1
APPLECARE URGENT CARE KINGSLAND			1	100%	1
PROGRESSIVE MEDICAL LAB LLC			1	100%	1
PRESENCE RESURRECTION MEDICAL CENTER CHICAGO			1	100%	1
CARING PROFESSIONAL HEALTH CARE LLC		1			1
MOUNT SINAI CARDIO PRI CARE			1	100%	1
TIMPANOGOS REGIONAL HOSPITAL			1	100%	1
NEXT LEVEL URGENT CARE (WOODLANDS)			1	100%	1
SENCARE MANAGEMENT		1			1
SANFORD I-94 CLINIC		1			1
MEMORIAL HOSPITAL AT GULFPORT			1	100%	1
EUROFINS PHOENIX			1	100%	1
LOGAN COUNTY HOSPITAL			1	100%	1

COVID-19: testing by laboratory

Data through May 26, 2021 verified as of May 27, 2021 at 09:25 AM

Data in this report are provisional and subject to change.

The numbers in the table below represent the number of Florida and non-Florida residents for whom test results were received by the Department of Health. A person can be tested by more than one laboratory and can have both positive and negative results. **Therefore, the sum of the numbers in each column will be larger than the total number of people tested.**

Reporting lab	Inconclusive	Negative	Positive	Percent positive	Total
Greenhaven Health and Rehabilitation		1			1
DISPATCH HEALTH - TEXAS, PA			1	100%	1
SOUTH DADE NURSING & REHABILITATION CENTER			1	100%	1
SC-GA2018 THE RIDGE REHABILITATION & H		1			1
CENTRAL MAINE MED CTR LAB			1	100%	1
MINUTECLINIC DIAGNOSTIC OF TN PC #6437		1			1
Avista Nursing and Rehab			1	100%	1
AVON PARK CLUSTER		1			1
PROVIDENCE PORTLAND MEDICAL CENTER		1			1
ADVANCED RESEARCH INSTITUTE			1	100%	1
INTERNAL MEDICINE,SCOTTS VALLEY OFFICE, PALO ALTO MEDICAL FOUNDATION			1	100%	1
DUBLIN METHODIST HOSPITAL			1	100%	1
MEDICAL EXAMINERS OFFICE, LEESBURG			1	100%	1
LABORATORY COPORATION OF AMERICA			1	100%	1
BARTLE'S PHARMACY INC			1	100%	1
Fulton County Medical Center Long Term Care			1	100%	1
ST ALPHONSUS MEDICAL GROUP - MERIDIAN HEALTH PLAZA		1			1
AUTUMN HOUSE			1	100%	1
St. Catherine's manor of Findlay		1			1
CONNECTICUT PEDIATRICS @ CHC		1			1
KIOSK MEDICINE KENTUCKY LLC		1			1
SEGAL INSTITUTE FOR CLINICAL RESEARCH INC			1	100%	1
EXPRESS CARE OF OCALA			1	100%	1
EAGLE COUNTY HEALTH AND HUMAN SERVICES			1	100%	1
SANFORD HEALTH DETROIT LAKES CLINIC		1			1
St. Anthonys Nursing and Rehab			1	100%	1
APC HEALTH LLC			1	100%	1
ROCKLEDGE HEALTH & REHABILITATION CENTER			1	100%	1
SOMA MEDICAL CENTER PA #4			1	100%	1
CHILDRENS CLINIC OF PENSACOLA PA			1	100%	1
Westminster Canterbury Richmond		1			1
Kroger 588 - The Little Clinic Thompsons Station		1			1
EPIC CARE PHARMACY		1			1
BIO REFERENCE LABORATORIES INC			1	100%	1
Medilodge of Marshall		1			1
ALLEGHENY COUNTY HEALTH DEPARTMENT - PUBLIC HEALTH LABORATORY			1	100%	1
Parkwood Healthcare Facility		1			1
HATLEY HEALTH CARE, INC		1			1
SV MOBILE HEALTH			1	100%	1
SHAW MEDICAL GROUP LLC			1	100%	1
DSL TENANT II LLC			1	100%	1
MCR HEALTH MEDICAL EXPRESS			1	100%	1
MED CHOICE CENTER OF NORTH MIAMI			1	100%	1
ST. LUKES HOSPITAL			1	100%	1
SUMMERFIELD PRIMARY CARE ASSOCIATES			1	100%	1
WALGREENS CP		1			1

COVID-19: testing by laboratory

Data through May 26, 2021 verified as of May 27, 2021 at 09:25 AM

Data in this report are provisional and subject to change.

The numbers in the table below represent the number of Florida and non-Florida residents for whom test results were received by the Department of Health. A person can be tested by more than one laboratory and can have both positive and negative results. **Therefore, the sum of the numbers in each column will be larger than the total number of people tested.**

Reporting lab	Inconclusive	Negative	Positive	Percent positive	Total
Gulf Coast health and Rehabilitation, LLC		1			1
PINES AT RUTLAND, THE		1			1
MEDICAL CLINIC OF HOUSTON			1	100%	1
BAPTIST HOSPITAL EAST			1	100%	1
Davie Nursing & Rehabilitation Center		1			1
KEY WEST BRANCH MEDICAL CLINIC			1	100%	1
MEDICAL LIFE-INC GUIDEWELL EMERGENCY MEDICINE			1	100%	1
SILVERMAN			1	100%	1
PHYSICIANS URGENT CARE			1	100%	1
PHYSICIAN ASSOCIATES, LLC			1	100%	1
Mountain City Care and Rehabilitation Center		1			1
NOORANI MEDICAL CENTER LLC			1	100%	1
INTERIM HHA OF ST AUGUSTINE INC		1			1
HEALTH CLINIC, THE		1			1
RIVERVIEW PRIMARY CARE ASSOCIATES		1			1
Franciscan Convalescent Hospital		1			1
A.G. Rhodes		1			1
LONESTAR 24HRER MANAGEMENT LLC DBA LONESTAR 24HRER			1	100%	1
Rosa Coplon Jewish Home and Infirmary		1			1
DORNOCH PLACE DEL PRADO		1			1
JEFFREY A HIRSCHFIELD, MD PA			1	100%	1
IMMERSION RECOVERY CENTER LLC			1	100%	1
TMH PHYSICIAN PARTNERS QUINCY			1	100%	1
ADVENTHEALTH HOME CARE WATERMAN			1	100%	1
NOVANT HEALTH PRINCE WILLIAM WELLNESS CENTER			1	100%	1
REDI-CARE INC			1	100%	1
NATIONAL GENETIC INSTITUTE			1	100%	1
BOCA RATON REGIONAL HOSPITAL		1			1
LANGLEY DIALYSIS			1	100%	1
American Fork Care Center dba Heritage Care Center		1			1
AMBRY GENETICS CORP	1				1
SCHUYLER HOSPITAL		1			1
Remarkable Healthcare Dallas			1	100%	1
MEDEXPRESS URGENT CARE - MT EPHRAIM		1			1
COLLINS NURSING HOME		1			1
FIRSTCARE MEDICAL CENTER			1	100%	1
Vista Park			1	100%	1
AESTHETIC PHYSICIANS PC			1	100%	1
URGENT 202 COX CREEK PKWY		1			1
Parkside Manor		1			1
BROWARD MEDICAL LAB			1	100%	1
CONSOLIDATED			1	100%	1
MINUTE CLINIC, LLC		1			1
PALMETTO CHARTER SCHOOL		1			1
UNIVERSITY OF ILLINOIS PATHOLOGY LAB			1	100%	1
NONA MEDICAL ARTS		1			1

COVID-19: testing by laboratory

Data through May 26, 2021 verified as of May 27, 2021 at 09:25 AM

Data in this report are provisional and subject to change.

The numbers in the table below represent the number of Florida and non-Florida residents for whom test results were received by the Department of Health. A person can be tested by more than one laboratory and can have both positive and negative results. **Therefore, the sum of the numbers in each column will be larger than the total number of people tested.**

Reporting lab	Inconclusive	Negative	Positive	Percent positive	Total
NORTHWEST TEXAS HEALTHCARE SYSTEM, INC			1	100%	1
MEDCARE QUALITY MEDICAL CENTER LLC			1	100%	1
SUNCOAST FAMILY MEDICAL ASSOCIATES			1	100%	1
VITAL CARE			1	100%	1
AVALON NURSING CENTER		1			1
Piqua Manor		1			1
MED FIRST URGENT CARE CENTERS INC			1	100%	1
BLESSINGS MEDICAL CLINIC, THE			1	100%	1
CYPRESS CREEK DIALYSIS CTR			1	100%	1
DR Q PEDIATRICS			1	100%	1
MOUNTAINVIEW URGENT CARE VALLEY		1			1
LAURELS OF MT PLEASANT, THE		1			1
SELECT SPECIALTY HOSPITAL - ORLANDO SOUTH			1	100%	1
Juniper Village at Bucks County		1			1
KEY BISCAYNE PEDIATRIC ASSOCIATES INC			1	100%	1
AVANTARA REDFIELD		1			1
LUTHERAN HAVEN HOME HEALTHCARE		1			1
INTERNAL MEDICINE ASSOCIATES OF LAKE			1	100%	1
Northern Nevada State Veterans Home		1			1
DORAL KIDNEY CENTER			1	100%	1
TEXAS HEALTH HARRIS METHODIST HOSPITAL			1	100%	1
ST. ELIZABETH HEALTH CENTER	1				1
MID FLORIDA DERMATOLOGY ASSOCIATES PA			1	100%	1
NULEASE MEDICAL SOLUTIONS			1	100%	1
GALVESTON COUNTY HEALTH DISTRICT			1	100%	1
PROGRESSIVE URGENT CARE, PC			1	100%	1
CHILDREN'S AT CHAMBLEE BROOKHAVEN URGE		1			1
RIO GRANDE REGIONAL HOSPITAL FAMILY PRACTICE CLINC			1	100%	1
NEMOURS CHILDREN'S			1	100%	1
MGH DEPARTMENT OF PATHOLOGY			1	100%	1
CVS IN4633POCT GREENFIELD		1			1
COLORADO MOUNTAIN MEDICAL, LLC			1	100%	1
CROZER-CHESTER MEDICAL CENTER			1	100%	1
NEMOURS CHILDREN'S PRIMARY CARE			1	100%	1
CONCENTRA - TAMPA EAST		1			1
CLERMONT DIALYSIS CENTER LLC			1	100%	1
Freedom Pointe at The Villages			1	100%	1
FLORIDA HEART AND VASCULAR MULTISPECIALTY GROUP PA			1	100%	1
CHILDRENS AT NORTH POINT URGENT CARE L		1			1
ADVANCE FLORIDA CONSULTING			1	100%	1
SANCHEZ CAZAU MEDICAL GROUP			1	100%	1
HARDIN MEMORIAL HOSPITAL - HEARTLAND PATHOLOGY CONSULTANTS			1	100%	1
ROCHELLE PARK MEDICAL CENTER PA		1			1
SUNSHINE URGENT CARE			1	100%	1
JOHN H. STROGER, JR. HOSPITAL OF COOK COUNTY			1	100%	1
DOCTORS MEDICAL CENTER			1	100%	1

COVID-19: testing by laboratory

Data through May 26, 2021 verified as of May 27, 2021 at 09:25 AM

Data in this report are provisional and subject to change.

The numbers in the table below represent the number of Florida and non-Florida residents for whom test results were received by the Department of Health. A person can be tested by more than one laboratory and can have both positive and negative results. **Therefore, the sum of the numbers in each column will be larger than the total number of people tested.**

Reporting lab	Inconclusive	Negative	Positive	Percent positive	Total
SUNSHINE FAMILY & WELLNESS CENTER			1	100%	1
BROOKS COUNTY HOSPITAL			1	100%	1
WALGREENS # 12338		1			1
SANTA CRUZ COUNTY HEALTH SERVICES			1	100%	1
ARIZONA STATE LABORATORY			1	100%	1
BREVARD COUNTY JAIL			1	100%	1
EAST LANSING OPCO		1			1
LOUISIANA STATE LAB			1	100%	1
WMG URGENT CARE WOODSTOCK			1	100%	1
Avantara Lake Norden		1			1
MIAMI JEWISH DIALYSIS			1	100%	1
PARKVIEW MANOR NURSING HOME		1			1
Wedgewood Manor		1			1
MAINE HEALTH AND ENVIRONMENTAL TESTING LABORATORY			1	100%	1
AMERICA'S ER SITE 002 LLC			1	100%	1
Miller Health Care Center			1	100%	1
WESTEX URGENT CARE, PLLC			1	100%	1
REHABILITATION CENTER OF SOUTH GEORGIA		1			1
BGB SUMMIT MEDICAL GROUP		1			1
Orange City Nursing and Rehab Center			1	100%	1
NORWOOD HEALTH CENTER		1			1
AYASS BIOSCIENCE			1	100%	1
VCU HEALTH MEDICAL CENTER PATHOLOGY			1	100%	1
NEW RIVER HEALTH DISTRICT			1	100%	1
HEARTLAND NURSING & REHABILITATION		1			1
CLEVELAND CLINIC OUTPATIENT LABORATORY			1	100%	1
HENRICO DOCTORS HOSPITAL LABORATORY			1	100%	1
COMPLEX LABS, LLC		1			1
Heartland of Pittsburgh PA, LLC		1			1
CLEVELAND CLINIC FLORIDA WAIVED			1	100%	1
PINELLAS POINT NURSING AND REHAB CENTER			1	100%	1
LEE MEMORIAL HEALTH SYSTEMS HOME HEALTH		1			1
WASHINGTON SOLDIERS HOME AND COLONY		1			1
CHATEAU MADELEINE - SENIOR LIVING & MEMORY CARE			1	100%	1
EXPRESS LAB LIVINGSTON			1	100%	1
Pinnacle Health and Rehab at South Portland		1			1
MAHONEY PEDIATRICS PA			1	100%	1
GENESIS HOME HEALTH CARE SERVICES OF			1	100%	1
WELLSTREET CLAIRMONT		1			1
Accordius Health at Harrisonburg		1			1
Heritage of Red Cloud		1			1
PATIENT FIRST - GARRISONVILLE			1	100%	1
WALGREENS #05690		1			1
MEDICAL ASSOCIATES OF CARTER		1			1
RIVER CHASE HEALTH AND REHABILITATION CENTER			1	100%	1
SAINT ALPHONSUS REGIONAL MEDICAL CENTER			1	100%	1

COVID-19: testing by laboratory

Data through May 26, 2021 verified as of May 27, 2021 at 09:25 AM

Data in this report are provisional and subject to change.

The numbers in the table below represent the number of Florida and non-Florida residents for whom test results were received by the Department of Health. A person can be tested by more than one laboratory and can have both positive and negative results. **Therefore, the sum of the numbers in each column will be larger than the total number of people tested.**

Reporting lab	Inconclusive	Negative	Positive	Percent positive	Total
MEDEXPRESS URGENT CARE-BRENTWOOD		1			1
ST. JOSEPH MERCY ANN ARBOR HOSPITAL			1	100%	1
AMBULATORY CARE CLINIC, LLC			1	100%	1
CONVENIENT MD			1	100%	1
VARAHI PHARMACY INC			1	100%	1
Kroger - KRO01100688			1	100%	1
AVERA SACRED HEART HOSPITAL			1	100%	1
TILE PHARMACY		1			1
FRESENIUS KIDNEY CARE YBOR CITY			1	100%	1
CARE ADVANTAGE			1	100%	1
APPLECARE URGENT CARE			1	100%	1
MEDICAL UNIVERSITY OF SOUTH CAROLINA			1	100%	1
Arlington Care Center			1	100%	1
BIODORON LABORATORIES			1	100%	1
SUNRISE/QUAY COUNTY HEALTH CLINIC		1			1
LACKAWANNA HEALTH AND REHAB CENTER		1			1
Magnolia Manor of St. Simons Island		1			1
NAVICENT HEALTH OCONEE, LLC		1			1
MULTICARE PHYSICIANS			1	100%	1
SUMMERBIO LLC			1	100%	1
MISSION REGIONAL MEDICAL CENTER			1	100%	1
MEDEXPRESS URGENT CARE - BENTONVILLE		1			1
ADVENTHEALTH SENIOR CARE AT ORMOND			1	100%	1
WESTON COUNTY HEALTH SERVICES			1	100%	1
OMNICARE PHARMACY OF TEXAS 1, LP		1			1
West Woods of Niles		1			1
LANGLADE			1	100%	1
TOURO HOSPITAL LAB			1	100%	1
Signature HealthCare of Bowling Green		1			1
VICTORIA PAIN AND REHABILITATION CENTER			1	100%	1
Autumn Care of Suffolk		1			1
Smg At Bridgewater Family Medicine		1			1
PUBLIX PHARMACY #0332		1			1
SISTERS MISSION			1	100%	1
ROSE MEDICAL CENTER LAB			1	100%	1
LAKESWOOD RANCH URGENT CARE PA			1	100%	1
MYCLINIC, INC			1	100%	1
LIFE CARE CENTER OF CLEVELAND		1			1
DORA HOME CARE			1	100%	1
CMC MERCY LABORATORY			1	100%	1
ALL AMERICAN FAMILY AND GERIATRIC CARE			1	100%	1
Schoenbrunn Healthcare		1			1
PEDIATRIC PARTNERS ZEPHYRHILLS			1	100%	1
ERLANGER WESTERN CAROLINA HOSPITAL			1	100%	1
Life Care Center of Paradise Valley		1			1
FIRST MED URGENT CARE - NW 39TH			1	100%	1

COVID-19: testing by laboratory

Data through May 26, 2021 verified as of May 27, 2021 at 09:25 AM

Data in this report are provisional and subject to change.

The numbers in the table below represent the number of Florida and non-Florida residents for whom test results were received by the Department of Health. A person can be tested by more than one laboratory and can have both positive and negative results. **Therefore, the sum of the numbers in each column will be larger than the total number of people tested.**

Reporting lab	Inconclusive	Negative	Positive	Percent positive	Total
SPORTS MEDICINE CLINIC - U OF WYOMING			1	100%	1
Kroger 569 - The Little Clinic Gallatin		1			1
ENCOMPASS HEALTH REHABILITATION HOSPITAL OF		1			1
SOPHIA MEDICAL ASSOCIATES, PC			1	100%	1
HALE KUPUNA HERITAGE HOME		1			1
AristaCare at Meadow Springs		1			1
WEDGEWOOD URGENT CARE			1	100%	1
ROSLYN INTERNAL MEDICINE		1			1
UHEALTH LEJEUNE INTERNAL MEDICINE			1	100%	1
JACKSONVILLE HEALTH & REHAB		1			1
Rockcastle Health and Rehab		1			1
SOUTHEAST HEALTH WESTGATE CLINIC			1	100%	1
WALGREENS #06164		1			1
FLORIDA EPIDEMIOLOGY PROGRAM			1	100%	1
CRESTHAVEN			1	100%	1
LAB TEST KENDALL LLC		1			1
MARTIN HEALTH PHYSICIAN GROUP			1	100%	1
WELLSTAR STUDENT SERVICES-MARIETTA CLI		1			1
INTERIM HEALTHCARE			1	100%	1
INNOVATIVE HEALTH DIAGNOSTIC OF CALIFORNIA			1	100%	1
CAREWELL URGENT CARE FITCHBURG			1	100%	1
CATHOLIC MEDICAL CENTER			1	100%	1
WYOMING OPCO, LLC DBA MEDILODGE OF WYO		1			1
DYNACARE NORTHWEST INC			1	100%	1
SMA BEHAVIORAL HEALTH SERVICES INC		1			1
EMPATH HOME HEALTH LLC			1	100%	1
OCALA REGIONAL DIALYSIS- NORTH			1	100%	1
PULMONARY, CRITICAL CARE AND SLEEP DISORDERS INSTITUTE OF SOUTH FLORID			1	100%	1
NEW AMSTERDAM DRUG MART INC		1			1
ADVANCE HEALTH AND WELLNESS SOLUTIONS			1	100%	1
D'YOUVILLE SCHOOL OF PHARMACY		1			1
MYLAN-SOUTH POINT PA		1			1
REGIONAL MEDICAL CENTER			1	100%	1
QUALITY CLINICAL LAB LLC			1	100%	1
FAYETTE MEDICAL CENTER LAB		1			1
MIAMI-DADE COUNTY HEALTH DEPT.		1			1
PALMA CEIA MED GROUP-SWANN		1			1
CDR MAGUIRE - STUART MISSION			1	100%	1
LRHS Pablo Urgent Care		1			1
PSL JAX BEACH OPERATIONS LLC			1	100%	1
RIVERTON CBOC			1	100%	1
MEDEXPRESS URGENT CARE - LAWTON		1			1
SYNERGENE LABORATORY			1	100%	1
JOHN MANCHIN SR HEALTH CARE CENTER		1			1
NEW ERA COMMUNITY HEALTH CENTER LLC		1			1
Indian Oaks Living Center		1			1

COVID-19: testing by laboratory

Data through May 26, 2021 verified as of May 27, 2021 at 09:25 AM

Data in this report are provisional and subject to change.

The numbers in the table below represent the number of Florida and non-Florida residents for whom test results were received by the Department of Health. A person can be tested by more than one laboratory and can have both positive and negative results. **Therefore, the sum of the numbers in each column will be larger than the total number of people tested.**

Reporting lab	Inconclusive	Negative	Positive	Percent positive	Total
BHS PHYSICIAN NETWORK			1	100%	1
FLORIDA ORTHOPAEDIC INSTITUTE SURGERY		1			1
CRUSADER COMMUNITY HEALTH			1	100%	1
MEMPHIS URGENT CARE #2, LLC			1	100%	1
LEGACY AT HIGHWOODS PRESERVE		1			1
SCRIPPS MERCY HOSPITAL			1	100%	1
INFANTS & CHILDREN PA			1	100%	1
ALTA BATES SUMMIT MEDICAL CENTER CLINICAL LAB			1	100%	1
MINUTE CLINIC DIAGNOSTIC MED GRP OF CA		1			1
PRIME MD OF NAPLES			1	100%	1
Redstone Highlands			1	100%	1
Kroger 444 - The Little Clinic Dent		1			1
BAYSHORE DIALYSIS			1	100%	1
GWINNETT MEDICAL CENTER			1	100%	1
KORNBLIT MEDICAL PC		1			1
ARTESIAN HOME		1			1
ATRIUM HEALTH URGENT CARE - MOUNTAIN ISLAND			1	100%	1
UMC WEST CLINIC			1	100%	1
MARYLAND DEPARTMENT OF HEALTH AND MENTAL HYGIENE			1	100%	1
CACERES SPECIALIZED GYNECOLOGY		1			1
SUN LABORATORY SERVICES,INC			1	100%	1
SPECTRUM LUDINGTON			1	100%	1
Ladera Center		1			1
ST JOHN FISHER COLLEGE HEALTH AND WELLNESS		1			1
GULF COAST MEDICAL CENTER NURSING DEPT		1			1
HOLMES FAMILY PRACTICE PA			1	100%	1
Elm Crest Senior Living Community		1			1
ERIE COUNTY EMERGENCY SERVICES DIV OF		1			1
WELL KEY URGENT CARE MARYVILLE		1			1
OXY-GENLAB			1	100%	1
Sage Bluff Health & Rehabilitation Center		1			1
park avenue extended care		1			1
WALGREENS #5130			1	100%	1
GARNET HEALTH URGENT CARE		1			1
MARTIN LUTHER KING RENAL INSTITUTE			1	100%	1
Florence Nursing and Rehabilitation Center		1			1
SKIN AND CANCER ASSOCIATES LLP		1			1
ADVENTHEALTH MEDICAL GROUP OBSTETRICS AND			1	100%	1
HIGH DESERT COURT GROUP HOME			1	100%	1
BRADEN CLINIC		1			1
MEDEXPRESS URGENT CARE - CABOT			1	100%	1
VA OPTOMETRY CLINIC			1	100%	1
SAPLING GROVE URGENT CARE		1			1
WEST FLORIDA MEDICAL CENTER CLINIC			1	100%	1
FRESENIUS MEDICAL CARE TRADTION			1	100%	1
HERITAGE SHADYSIDE		1			1

COVID-19: testing by laboratory

Data through May 26, 2021 verified as of May 27, 2021 at 09:25 AM

Data in this report are provisional and subject to change.

The numbers in the table below represent the number of Florida and non-Florida residents for whom test results were received by the Department of Health. A person can be tested by more than one laboratory and can have both positive and negative results. **Therefore, the sum of the numbers in each column will be larger than the total number of people tested.**

Reporting lab	Inconclusive	Negative	Positive	Percent positive	Total
THE HEART HOSPITAL BAYLOR PLANO			1	100%	1
DEVLIN MANOR NURSING AND REHABILITATION		1			1
ST JOSEPHS CHILDRENS HOSPITAL PEDI TRANSPORT			1	100%	1
Washington County Nursing Home			1	100%	1
Central Alabama Veterans HCS - East Campus		1			1
Kroger 539 - The Little Clinic Memorial Blvd.		1			1
CLINICAL LABORATORY DEPARTMENT			1	100%	1
IVY CREEK FAMILY CARE OF TROY			1	100%	1
ANDREWS			1	100%	1
CLINTON DRUG STORE		1			1
BETTER U BETTER LIFE WELLNESS LLC			1	100%	1
FAMILY FIRST WELLNESS CLINIC INC			1	100%	1
MD NOW MEDICAL CENTERS, INC			1	100%	1
SIERRA HEALTH CARE CENTER		1			1
MONROE HOSPITAL			1	100%	1
GAMMA HEALTHCARE, INC		1			1
FALKVILLE HEALTHCARE		1			1
MADISON REHABILITATION HOSPITAL		1			1
NABI		1			1
CITRONELLE HEALTH AND REHABILITATION CENTER		1			1
HANCOCK REGIONAL HOSPITAL		1			1
SUMMIT DETOX INC			1	100%	1
Chateau Dville Rehab & Retirement		1			1
SAINT FRANCIS HOSPITAL			1	100%	1
FLORIDA ADVANCED MEDICAL AND DERM AESTHETICS LLC			1	100%	1
Monument Health Strugis Care Center		1			1
MARYWOOD HEIGHTS		1			1
PROVENA SAINT JOSEPH MEDICAL CENTER			1	100%	1
CAN COMMUNITY HEALTH LLC		1			1
DERMDX, DIV OF AURORA DIAGNOSTICS/BERNHARDT LAB		1			1
PCG MOLECULAR			1	100%	1
Greene Meadows Nursing and Rehabilitation Center		1			1
CLEVELAND HEARTLAB			1	100%	1
Grays Harbor Health and Rehabilitation		1			1
VA North May Outpatient Clinic		1			1
ADDINGTON PLACE EAST LAKE		1			1
Churchman Village LLC		1			1
BRIDGES AT LIFE CARE CENTER OF OCALA, THE			1	100%	1
ADVANCED LABORATORY SERVICES			1	100%	1
Nemours Children's Clinic-Orla			1	100%	1
GADSDEN FAMILY PRACTICE		1			1
Robinson Terrace Rehabilitation and Nursing Center		1			1
SIGNATURE CARE MIDLAND			1	100%	1
FIRST CARE HOME SERVICES INC			1	100%	1
Medilodge of East Lansing		1			1
EVEXIA DIAGNOSTICS			1	100%	1

COVID-19: testing by laboratory

Data through May 26, 2021 verified as of May 27, 2021 at 09:25 AM

Data in this report are provisional and subject to change.

The numbers in the table below represent the number of Florida and non-Florida residents for whom test results were received by the Department of Health. A person can be tested by more than one laboratory and can have both positive and negative results. **Therefore, the sum of the numbers in each column will be larger than the total number of people tested.**

Reporting lab	Inconclusive	Negative	Positive	Percent positive	Total
TILLAMOOK COUNTY GENERAL HOSPITAL LAB		1			1
ULTIMATE DX CORP			1	100%	1
Heartland Health Care Center Jacksonville			1	100%	1
ROSEN MEDICAL CENTER AT ROSEN COLLEGE CAMPUS			1	100%	1
LAKE CHELAN COMMUNITY HOSPITAL		1			1
PUBLIX PHARMACY #1114			1	100%	1
Higland Pointe Health and Rehabilitation center		1			1
COASTAL MANOR		1			1
CARENOW URGENT CARE-MURFREESBORO			1	100%	1
RCP OF MEMORIAL WEST			1	100%	1
NEMOURS CHILDREN'S PRIMARY CARE			1	100%	1
ODESSA MEMORIAL HOSPITAL			1	100%	1
PASCO COUNTY HEALTH DEPARTMENT			1	100%	1
COASTAL PEDIATRICS LLC			1	100%	1
LITTLE HOUSE PEDIATRICS			1	100%	1
Villa Maria			1	100%	1
WEST VIRGINIA UNIVERSITY HOSPITALS			1	100%	1
Walgreens #5421		1			1
PEDRO MENENDEZ HEALTH CENTER AT ST JOHNS			1	100%	1
BAPTIST HEALTH PRIMARY CARE AT CUTLER BAY			1	100%	1
ACUTE AND COMMUNICABLE DISEASE PREVENTION			1	100%	1
Bolingreen Health and Rehabilitation		1			1
IDAHO HEALTH DEPARTMENT			1	100%	1
METHODIST HOSPITAL SOUTHLAKE			1	100%	1
OMAHA VA MEDICAL CENTER			1	100%	1
CARSON NURSING AND REHABILITATION CENTER		1			1
ALBUQUERQUE INDIAN HEALTH CENTER		1			1
MEDICAL CENTER OF AURORA, SOUTH			1	100%	1
MID-FLORIDA PATHOLOGY LLC		1			1
PERRY COUNTY NURSING HOME		1			1
LOWCOUNTRY URGENT CARE			1	100%	1
HEARTLAND PHARMACY SEBRING			1	100%	1
OMC PRIMARY CARE - HOSPITAL CAMPUS			1	100%	1
CLIFTON-FINE HOSPITAL LABORATORY		1			1
TEXAS HEALTH ARLINGTON MEMORIAL		1			1
Oakview Manor Health and Rehab		1			1
MORELL			1	100%	1
CONCENTRA - OCALA		1			1
FLOYD MEDICAL CENTER/CLINICAL LAB		1			1
LIMA MEMORIAL HOSPITAL			1	100%	1
MEMORIAL SATILLA HEALTH			1	100%	1
SMYTH COUNTY COMMUNITY HOSPITAL LABORATORY			1	100%	1
CHATSWORTH ASSISTED LIVING COMMUNITY AT PGA NATIONAL			1	100%	1
SEVEN HILLS HEALTHCARE GROUP LLC DBA		1			1
REFERENCE LABORATORY			1	100%	1
ASHLEY PEDIATRICS DAY & NIGHT CLINIC			1	100%	1

COVID-19: testing by laboratory

Data through May 26, 2021 verified as of May 27, 2021 at 09:25 AM

Data in this report are provisional and subject to change.

The numbers in the table below represent the number of Florida and non-Florida residents for whom test results were received by the Department of Health. A person can be tested by more than one laboratory and can have both positive and negative results. **Therefore, the sum of the numbers in each column will be larger than the total number of people tested.**

Reporting lab	Inconclusive	Negative	Positive	Percent positive	Total
NEXTCARE NOGALES			1	100%	1
HOLLAND COMMUNITY HOSPITAL		1			1
Memorial Health Care Center			1	100%	1
SANITAS RESEARCH LLC			1	100%	1
Bethel Lutheran Nursing & Rehabilitation Center		1			1
ALTAMONTE SPRINGS WALK IN MED CENTER			1	100%	1
JOHN PETER SMITH HOSPITAL- OB TRIAGE			1	100%	1
Kroger 397 - The Little Clinic Frankfort East		1			1
HSRE-ASL CASSELBERRY TRS, LLC			1	100%	1
Ashland Place Health and Rehabilitation, LLC		1			1
WILMINGTON NURSING AND REHAB			1	100%	1
EVENTIDE LUTHERAN HOME		1			1
Fairhope		1			1
CLASEN URGENT CARE CLINIC			1	100%	1
C V S / PHARMACY #833		1			1
TRICORE REFERENCE LABORATORIES		1			1
SPRINGFIELD HOSPITAL			1	100%	1
Royal Palm Beach Health and Rehab Center			1	100%	1
Manor Care Health Services			1	100%	1
RESOURCE PATH LLC			1	100%	1
PRECISE PATHOLOGY ASSOCIATES PLLC			1	100%	1
Kroger 618 - The Little Clinic Trail Creek Village		1			1
FLORIDA FAMILY LABORATORY		1			1
SHERIDAN VAMC		1			1
CITYDOC URGENT CARE			1	100%	1
INTERIM HEALTHCARE OF PALM COAST			1	100%	1
Walgreens #5124		1			1
HUDSON REGIONAL HOSPITAL			1	100%	1
NEMOUR'S CHILDREN'S CLINIC			1	100%	1
GATEWAY COMMUNITY SERVICES INC			1	100%	1
ADVANCED BIOMEDICAL INC			1	100%	1
ASHLEY K SHARMA MD PA			1	100%	1
DEVITA		1			1
MEDEXPRESS URGENT CARE - LEOMINSTER		1			1
JOHNSON & JOHNSON VISION CARE-VISTAKON			1	100%	1
NIHCC			1	100%	1
MRMC LAB MICRO			1	100%	1
ORLANDO PHYSICIAN NETWORK		1			1
SUMMIT HEALTHCARE REGIONAL MEDICAL		1			1
CLEVELAND CLINIC OHIO LABORATORIES			1	100%	1
ATHENS MEDICAL CENTER			1	100%	1
SYNAPSE ANALYTICAL LABS		1			1
LIFESTREAM BEHAVIORAL CENTER INC			1	100%	1
CALIFORNIA PUBLIC HEALTH LABORATORY			1	100%	1
EXACCARE KINGSTON, LLC			1	100%	1
GREATER TAMPA AT HOME			1	100%	1

COVID-19: testing by laboratory

Data through May 26, 2021 verified as of May 27, 2021 at 09:25 AM

Data in this report are provisional and subject to change.

The numbers in the table below represent the number of Florida and non-Florida residents for whom test results were received by the Department of Health. A person can be tested by more than one laboratory and can have both positive and negative results. **Therefore, the sum of the numbers in each column will be larger than the total number of people tested.**

Reporting lab	Inconclusive	Negative	Positive	Percent positive	Total
ALL PRO ORTHOPEDICS & SPORTS MEDICINE, PA			1	100%	1
FLORIDA CLINICAL RESEARCH CENTER, LLC			1	100%	1
STEPHENS COUNTY HOSPITAL			1	100%	1
ORMOND PEDIATRICS PA			1	100%	1
Waycross VA CBOC		1			1
Kroger - KRO03400316			1	100%	1
Cerenity Senior Care-White Bear Lake		1			1
SUTTER HEALTH SACRAMENTO SIERRA REGION			1	100%	1
Encompass Health Rehab Hosp Tinton Falls		1			1
Northwest Metro VA OPC		1			1
MONMOUTH MEDICALC ENTER		1			1
Dupage Care Center			1	100%	1
Traymore Nursing Center		1			1
ANDERSON NURSING CENTER			1	100%	1
BRIDGEPORT EXPRESS CARE			1	100%	1
FLORIDA HEALTH CARE MEDICAL GROUP		1			1
FIT4LIFE MEDICAL CENTER			1	100%	1
WESTMINSTER COLLEGE		1			1
WELLINGTON WEST 100176			1	100%	1
HORIZON MEDICAL CENTER			1	100%	1
SUN CITY DIAGNOSTIC CENTER			1	100%	1
ELLICOTT CENTER FOR REHABILITATION AND		1			1
CASA DE ORO CARE AND REHABILITATION CE		1			1
ST JOSEPH MEDICAL CENTER			1	100%	1
SHANNON MEDICAL CENTER			1	100%	1
URGENTMED			1	100%	1
The Center at Centennial			1	100%	1
ALLEGANY COUNTY DEPARTMENT OF HEALTH		1			1
Hillside Manor Rehabilitation and Extended Care Center		1			1
LabCorp L#09258295 M#09258285			1	100%	1
PACIFICA CARE PLLC			1	100%	1
GRANITE FALLS LTC, LLC		1			1
TFH HOME HEALTH INC			1	100%	1
JACKSONVILLE FIRE AND RESCUE			1	100%	1
Kroger 500 - The Little Clinic Speedway		1			1
SMITH KLINE			1	100%	1
MEDEXPRESS URGENT CARE - JACKSON		1			1
ANY LAB TEST NOW JACKSONVILLE		1			1
HARMONY HEALTHCARE ORLANDO INC		1			1
DOCTORS HOSPITAL OF LAREDO			1	100%	1
AURORA CONSOLIDATED LABORATORY			1	100%	1
KENDALL PEDIATRICS PARTNERS LLC			1	100%	1
Kroger 705 - The Little Clinic Richmond		1			1
LIBERTY URGENT CARE			1	100%	1
Community Care Center of Heritage House, LLC			1	100%	1
Chateau Living Center			1	100%	1

COVID-19: testing by laboratory

Data through May 26, 2021 verified as of May 27, 2021 at 09:25 AM

Data in this report are provisional and subject to change.

The numbers in the table below represent the number of Florida and non-Florida residents for whom test results were received by the Department of Health. A person can be tested by more than one laboratory and can have both positive and negative results. **Therefore, the sum of the numbers in each column will be larger than the total number of people tested.**

Reporting lab	Inconclusive	Negative	Positive	Percent positive	Total
PRIME CARE FAMILY MEDICINE			1	100%	1
Premier Estates of Dublin, LLC		1			1
PEDIATRIC ASSOCIATES - JACKSONVILLE			1	100%	1
Casa Real Center		1			1
BREVARD HEALTH ALLIANCE - SARNO/MELBOURNE		1			1
AULTMAN HOSPITAL			1	100%	1
UTAH VALLEY HOSPITAL LABORATORY			1	100%	1
WELLINGTON PHYSICIANS URGENT CARE AT PALOMINO			1	100%	1
PANCARE HEALTH - BRUCE			1	100%	1
CONTINENTAL HOME HEALTH CARE INC			1	100%	1
AHC Dyersburg		1			1
HIGHLANDS CLINICAL LABORATORY			1	100%	1
MISSISSIPPI VALLEY REGIONAL BLOOD CENTER			1	100%	1
FLORIDA HEART & VASCULAR MULTI SPECIALITY GROUP PA			1	100%	1
Rehab Select of Talladega		1			1
PREMIUM HOME HEALTH CARE INC			1	100%	1
ABRAZO WEST CAMPUS			1	100%	1
DAVITA DIALYSIS-NORTH			1	100%	1
MORGAN MEDICAL CENTER		1			1
ST CHARLES REDMOND LABORATORY		1			1
777 URGENT CARE			1	100%	1
WESTOX LABS		1			1
SARHA DOCTORS CENTER			1	100%	1
TRAVERSE CITY OPCO, LLC		1			1
ARLINGTON ADULT RESIDENTIAL FACILITY, INC			1	100%	1
KAISER PERMANENTE REGIONAL REFERENCE LABORATORY		1			1
Walgreens #3049		1			1
MANHATTAN EYE EAR AND THROAT HOSPITAL		1			1
Shelbyville Manor		1			1
WEST VALLEY MEDICAL CENTER		1			1
Hinesville VA Clinic		1			1
SAINT LEO UNIVERSITY INCORPORATED			1	100%	1
TENNOVA HEALTHCARE - CLEVELAND			1	100%	1
MEMORIAL HERMANN KATY HOSPITAL			1	100%	1
WELLSTREET SANDY SPRINGS		1			1
CHI MEMORIAL HOSPITAL CHATTANOOGA			1	100%	1
WELLSTAR SYLVAN GROVE HOSPITAL		1			1
POUDRE VALLEY HOSPITAL			1	100%	1
ADAPTIVE BIOTECHNOLOGIES			1	100%	1
EMERY MEDICAL CENTER			1	100%	1
HIDALGO FAMILY CLINIC			1	100%	1
MOUNT SINAI CORAL GABLES			1	100%	1
ENT AND ALLERGY ASSOCIATES, LLP		1			1
DR PHILLIPS CENTER FOR WELLNESS		1			1
URGENT CARE CENTER OF PORT ORANGE LLC			1	100%	1
T.J. HEALTH PAVILION			1	100%	1

COVID-19: testing by laboratory

Data through May 26, 2021 verified as of May 27, 2021 at 09:25 AM

Data in this report are provisional and subject to change.

The numbers in the table below represent the number of Florida and non-Florida residents for whom test results were received by the Department of Health. A person can be tested by more than one laboratory and can have both positive and negative results. **Therefore, the sum of the numbers in each column will be larger than the total number of people tested.**

Reporting lab	Inconclusive	Negative	Positive	Percent positive	Total
CARESPOT - OVIEDO			1	100%	1
ADVANCED MEDICAL LABORATORIES (AML)			1	100%	1
RADIANCE HEALTH RX		1			1
HIGHLAND LABORATORY			1	100%	1
CVS KS8601POCT OVERLAND PARK			1	100%	1
MEMORIAL HERMANN SOUTHWEST HOSPITAL			1	100%	1
HEALTH FIRST MEDICAL GROUP LLC			1	100%	1
QUALITY LAB			1	100%	1
BMRHC HARRISON		1			1
Ranger Care Center			1	100%	1
PEDIATRICS AND FAMILY CARE, LLC			1	100%	1
SUMMERFIELD PAIN MANAGEMENT			1	100%	1
ASHLEY PEDIATRICS DAY AND NIGHT CLINIC			1	100%	1
SUMMIT URGENT CARE LLC		1			1
ST MICHAEL'S ELITE MEDICAL HOSPITAL			1	100%	1
Indianspring of Oakley		1			1
Alden Lincoln Park			1	100%	1
LAKELAND MEDICAL CENTER			1	100%	1
SC-GA2018 SIMPSONVILLE REHABILITATION		1			1
SUPREME MEDICAL GROUP PLLC			1	100%	1
PROGENESIS INC			1	100%	1
Ravenwood Speciality Care		1			1
Baypoint Healthcare Center			1	100%	1
TRITENN LLC		1			1
Parkview Care Center			1	100%	1
ADVANCED RESEARCH AND DIAGNOSTIC LABORATORY UNIVERSITY OF MINNESOTA			1	100%	1
BRANKO D PEJIC MD FAMILY PRACTICE			1	100%	1
BRADENTON EAST INTEGRATIVE MEDICINE			1	100%	1
Pelican Health Norfolk			1	100%	1
ALIMETRIX INC		1			1
PALMS WEST SURGICENTER		1			1
FOUNDATION LABORATORY			1	100%	1
MARTIN MEM FAMILY CARE AT ST LUCIE W			1	100%	1
CORRY MEMORIAL HOSPITAL			1	100%	1
AUBURNDALE DOCTOR TODAY			1	100%	1
Kroger - KR062000426			1	100%	1
Saint Joseph Living Center		1			1
LAKELAND REGIONAL HEALTH AUBURNDALE		1			1
MEMORIAL HOSPITAL MIRAMAR WAIVED TESTING			1	100%	1
RANDOLPH-MACON COLLEGE			1	100%	1
LINCOLN COUNTY MEDICAL CENTER		1			1
BRIDGEWATER PARK ASSISTED LIVING LLC			1	100%	1
Arlington Health and Rehabilitation		1			1
BRANDON OUTREACH CLINIC			1	100%	1
EAST TEXAS FAMILY MEDICINE PA			1	100%	1
SOUTHVIEW MEDICAL GROUP PC			1	100%	1

COVID-19: testing by laboratory

Data through May 26, 2021 verified as of May 27, 2021 at 09:25 AM

Data in this report are provisional and subject to change.

The numbers in the table below represent the number of Florida and non-Florida residents for whom test results were received by the Department of Health. A person can be tested by more than one laboratory and can have both positive and negative results. **Therefore, the sum of the numbers in each column will be larger than the total number of people tested.**

Reporting lab	Inconclusive	Negative	Positive	Percent positive	Total
CLAYTON NURSING AND REHABILITATION		1			1
GOOD SHEPHERD HOSPICE INC			1	100%	1
BOLLES SCHOOL, THE			1	100%	1
GREATER MIAMI DIALYSIS			1	100%	1
Kroger 359 - The Little Clinic Bellevue		1			1
HERNANDO COUNTY HEALTH DEPT			1	100%	1
UNITED HOSPITAL CENTER LABORATORY			1	100%	1
EXCEL URGENT CARE OF NJ			1	100%	1
UT MD ANDERSON CANCER CENTER-TUMOR MARKER LAB			1	100%	1
CENTRAL FLORIDA HOSPITALIST			1	100%	1
Kroger - KRO70600172		1			1
BIOMAT USA INC			1	100%	1
WATERVIEW HILLS REHABILITATION AND NUR		1			1
PINNACLE PAIN CENTER PS DBA LYNX HEALTHCARE		1			1
SUSAN F. WILLIAMS M.D., P.A.			1	100%	1
STEWART MEDICAL GROUP INC			1	100%	1
PM PEDIATRICS OF BAYSIDE, PLLC		1			1
DAUGHTERS OF SARAH NURSING CENTER		1			1
BARRINGTON TERRACE NAPLES			1	100%	1
Wayne County Nursing Home		1			1
SAINT JOSEPH'S HOSPITAL AND MEDICAL CENTER		1			1
CLC of Ripley		1			1
VALLEY VISTA CARE CENTER		1			1
US PUBLIC HEALTH SERVICE HOSPITAL			1	100%	1
SOUTHWEST ORLANDO FAMILY MEDICINE, PL			1	100%	1
NORTHSIDE FAMILY MEDICINE AND URGENT CARE (MIDTOWN)		1			1
MOBILE INFIRMARY MEDICAL CENTER			1	100%	1
Wexner Heritage House			1	100%	1
MEMORIAL HOSPITAL - BELLEVILLE			1	100%	1
WALGREENS #5790			1	100%	1
TCPA CLINICAL LABORATORIES			1	100%	1
LEGACY SPECIALTY PHARMACY CORP			1	100%	1
BROOKDALE FORT WALTON BEACH			1	100%	1
STATE OF ALASKA			1	100%	1
LAMARQUE DIALYSIS			1	100%	1
KODIAK AREA NATIVE ASSOCIATION-KANA			1	100%	1
Manorcare Health Services-Oxford Valley		1			1
CAREFIRST URGENT CARE - BEECHMONT			1	100%	1
WALGREENS #10308		1			1
CERMAK HEALTH SERVICES			1	100%	1
Maplewood of Cheshire County		1			1
MT ST RITA HEALTH CENTRER		1			1
ASHLEY CLINICAL DIAGNOSTIC LABORATORY			1	100%	1
NSPIRE HEALTHCARE PLANTATION			1	100%	1
ADVANCED DIALYSIS CENTER OF FORT LAUDERDALE			1	100%	1
IMMY LABS			1	100%	1

COVID-19: testing by laboratory

Data through May 26, 2021 verified as of May 27, 2021 at 09:25 AM

Data in this report are provisional and subject to change.

The numbers in the table below represent the number of Florida and non-Florida residents for whom test results were received by the Department of Health. A person can be tested by more than one laboratory and can have both positive and negative results. **Therefore, the sum of the numbers in each column will be larger than the total number of people tested.**

Reporting lab	Inconclusive	Negative	Positive	Percent positive	Total
Towne Manor West		1			1
WESTCHESTER MEDICAL CENTER ADVANCED		1			1
MAYO MEDICAL LABORATORIES			1	100%	1
Kroger 086 - The Little Clinic Broomfield-Sheridan		1			1
CARENOW DENTON			1	100%	1
CLINICAL TRIALS OF TAMPA LLC		1			1
ARISTACARE AT MANCHESTER		1			1
Creekside Center for Rehabilitation and Healing		1			1
PATHOLOGY ASSOCIATES			1	100%	1
DEPARTMENT OF HEALTH SERVICES			1	100%	1
FORT HUDSON NURSING CENTER		1			1
ADVANCE MD CARE			1	100%	1
CLEVELAND CLINIC AKRON GENERAL			1	100%	1
Linley Park Rehabilitation & Healthcare Center		1			1
Walgreens #19992		1			1
NATICK URGENT CARE			1	100%	1
CFCH - FROSTPROOF			1	100%	1
MACKINAC STRAITS LONG TERM CARE UNIT		1			1
AUGUSTA UNIVERSITY MEDICAL CENTER			1	100%	1
EAST COAST INSTITUTE FOR RESEARCH LLC			1	100%	1
ENZO LABS INC			1	100%	1
Manassas Health & Rehab			1	100%	1
Elderwood at Lockport		1			1
UNITYPOINT HEALTH TRINITY			1	100%	1
CONVENIENT URGENT CARE			1	100%	1
Kroger 825 - The Little Clinic Dorothy Lane		1			1
ADVENTHEALTH MEDICAL GROUP PULMONOLOGY AT		1			1
Niles Nursing and Rehab. Center		1			1
COLUMBIA CREST CARE & RAHAB		1			1
EUROFINS VIRACOR			1	100%	1
BRETON REHABILITATION & LIVING CENTRE		1			1
BEAUMONT REFERENCE LABORATORY			1	100%	1
WELL KEY HEALTH		1			1
BMC MAYPORT			1	100%	1
Central Park Healthcare & Rehabilitation Center		1			1
Brookdale Richmond Place		1			1
CLEVELAND CLINIC FLORIDA LAB			1	100%	1
BRONSON METHODIST HOSPITAL			1	100%	1
ALPHA 1 ANTITRYPSIN RESEARCH PROGRAM			1	100%	1
Kroger 524 - The Little Clinic Iron Bridge Road		1			1
OPCO LLC LEGACY NURSING AND REHABILITA		1			1
SUMMIT LABORATORY			1	100%	1
Kroger 379 - The Little Clinic Stony Brook		1			1
ST JOHN'S MEDICAL CENTER, TETON VILLAGE			1	100%	1
EMERGENCE MEDICINE			1	100%	1
BLUFFTON HEALTH CENTER			1	100%	1

COVID-19: testing by laboratory

Data through May 26, 2021 verified as of May 27, 2021 at 09:25 AM

Data in this report are provisional and subject to change.

The numbers in the table below represent the number of Florida and non-Florida residents for whom test results were received by the Department of Health. A person can be tested by more than one laboratory and can have both positive and negative results. **Therefore, the sum of the numbers in each column will be larger than the total number of people tested.**

Reporting lab	Inconclusive	Negative	Positive	Percent positive	Total
CHESAPEAKE REGIONAL MEDICAL CENTER			1	100%	1
Encompass Health Rehab Hosp Alexandria		1			1
APPLECARE BRUNSWICK			1	100%	1
HCL LABORATORIES			1	100%	1
Brakeley Park Center		1			1
CELEBRATION HOSPITAL			1	100%	1
MOREHOUSE COLLEGE STUDENT HEALTH CENTE		1			1
FAMILY MEDICINE AT KISSIMMEE		1			1
AMERICAN DRUG TESTING LAB LLC			1	100%	1
MISSOURI DEPARTMENT OF HEALTH AND SENIOR SERVICES - STATE PH LAB		1			1
WINDSOR MANOR			1	100%	1
LEE MEMORIAL HOSPITAL OUTPATIENT SURGERY CENTER			1	100%	1
Kroger 532 - The Little Clinic Murfreesboro		1			1
SOUTHEASTERN INTEGRATED MEDICAL PL			1	100%	1
VALUE DRUG STORES INC		1			1
CVS TX8990POCT HELOTES		1			1
WALGREENS #04786		1			1
NORTH FLORIDA REGIONAL MEDICAL CENTER EMERGENCY			1	100%	1
Garden View Care Center at Dougherty Ferry		1			1
PRIMARY CARE GROUP LLC		1			1
PINEVILLE PHARMACY			1	100%	1
RAAZI CLINICAL LABORATORY LLC			1	100%	1
PRINCIPLE DIAGNOSTICS LLC			1	100%	1
MEDPOST URGENT CARE - CIBOLO			1	100%	1
JAMES A HENRY MD LLC			1	100%	1
Encompass Health Rehab Hosp Harmarville		1			1
SUMMIT URGENT CARE - FAYETTEVILLE		1			1
CAPE CANAVERAL HOSP			1	100%	1
Excel Care Center			1	100%	1
PALMETTO ARTIFICIAL KIDNEY CENTER			1	100%	1
Cameron VA Clinic			1	100%	1
BRIAN C GRINER MD LLC			1	100%	1
EILEEN TURBESSI MD PA		1			1
Kroger 682 - The Little Clinic Combs and Gantzel		1			1
Erwin Health Care Center		1			1
FLAGLER COUNTY BOARD OF COUNTY COMMISSIONERS			1	100%	1
WY RETIREMENT CENTER		1			1
KINGMAN REGIONAL MEDICAL CENTER			1	100%	1
Vi at Aventura		1			1
Kroger 447 - The Little Clinic Lebanon		1			1
FLORHAM PARK ENDOSCOPY CENTER		1			1
HEALTH FIRST HOME CARE		1			1
SOUTH BAY HOSPITAL - BLOOD GAS LABORATORY			1	100%	1
PRACTITIONERS IN MOTION			1	100%	1
CAPITAL DIAGNOSTICS			1	100%	1

COVID-19: testing by laboratory

Data through May 26, 2021 verified as of May 27, 2021 at 09:25 AM

Data in this report are provisional and subject to change.

The numbers in the table below represent the number of Florida and non-Florida residents for whom test results were received by the Department of Health. A person can be tested by more than one laboratory and can have both positive and negative results. **Therefore, the sum of the numbers in each column will be larger than the total number of people tested.**

Reporting lab	Inconclusive	Negative	Positive	Percent positive	Total
COLUMBUS REGIONAL HOSPITAL			1	100%	1
KENNEDY BOULEVARD DIALYSIS			1	100%	1
Victoria Manor		1			1
Kroger 57 - The Little Clinic Jay C Charlestown		1			1
LITTLE COMPANY OF MARY HOSPITAL			1	100%	1
SAN ANTONIO DERMATOLOGY AND MEDICAL SPA			1	100%	1
HYDE PARK MEDICAL CENTER		1			1
POMPANO BEACH ARTIFICIAL KIDNEY CENTER			1	100%	1
ANSWERS RESOURCE FACILITY		1			1
PANCARE HEALTH - NORTHSIDE ELEMENTARY			1	100%	1
SEASONS HOSPICE AND PALLIATIVE CARE OF			1	100%	1
Seal Rock Healthcare		1			1
MODERN URGENT CARE			1	100%	1
SEMA4			1	100%	1
BAYSTATE REFERENCE LABORATORY			1	100%	1
CHILTON MEDICAL CENTER		1			1
FRESENIUS KIDNEY CARE OF CLERMONT WEST			1	100%	1
CHILDREN'S CLINIC			1	100%	1
PATHLAB SERVICES			1	100%	1
ORDRS, INC.			1	100%	1
RIVERSIDE PEDIATRIC GROUP, INC		1			1
FANNIN REGIONAL HOSPITAL			1	100%	1
Eagle Point Health Care Center		1			1
Maple Lane Nursing Home		1			1
BATESVILLE - SHERWOOD URGENT CARE			1	100%	1
Waddell Nursing & Rehab Center		1			1
NORTH FLORIDA CHILD DEVELOPMENT, INC			1	100%	1
HERITAGE HEALTHCARE CENTER AT TALLAHASSEE			1	100%	1
SONORAN DESERT PATHOLOGY			1	100%	1
CVS TN6394POCT BRENTWOOD		1			1
LIFEWORKS WELLNESS CENTER LLC		1			1
ARBOR TERRACE AT CITRUS PARK			1	100%	1
AUGUSTA HEALTH SD			1	100%	1
CVS MA6466POCT SWANSEA		1			1
AMALIA'S COMMUNITY CLINIC, CORP			1	100%	1
WALGREENS #9340		1			1
Calhoun County Medical Care Facility		1			1
Ideal Senior Living Center		1			1
MEDTOWN PHARMACY			1	100%	1
PENSACOLA PRIMARY CARE INC		1			1
LOUNDY		1			1
HOSPITAL SISTERS HEALTH SYSTEM (HSHS)			1	100%	1
Longwood Community Living Center		1			1
ACCESS HEALTH CARE PHYSICIANS, LLC		1			1
Keller Landing Center		1			1
CARE STATION MEDICAL GROUP		1			1

COVID-19: testing by laboratory

Data through May 26, 2021 verified as of May 27, 2021 at 09:25 AM

Data in this report are provisional and subject to change.

The numbers in the table below represent the number of Florida and non-Florida residents for whom test results were received by the Department of Health. A person can be tested by more than one laboratory and can have both positive and negative results. **Therefore, the sum of the numbers in each column will be larger than the total number of people tested.**

Reporting lab	Inconclusive	Negative	Positive	Percent positive	Total
SUNRISE HOSPITAL & MEDICAL CENTER-POC TESTING LAB			1	100%	1
Brookdale Southside			1	100%	1
BROOKDALE FORT MYERS LAKES PARK			1	100%	1
LANCASHIRE HALL NURSING AND REHABILITATION CENTER		1			1
QUICKCARE HEALTH, INC			1	100%	1
VERIFY LABS			1	100%	1
EMERGENCY CARE SERVICES LAB AT JFK MEDICAL CENTER			1	100%	1
LAREDO CARE CLINIC NORTH		1			1
BANNER UNIVERSITY MEDICAL CENTER			1	100%	1
LOURDES URGENT CARE			1	100%	1
Dugan Memorial Home		1			1
UF HEALTH - WILDLIGHT			1	100%	1
ELKTON TRANSITIONAL CARE CENTER		1			1
GATEWAY FAMILY HEALTH CLINIC			1	100%	1
CSI LABORATORIES FLORIDA			1	100%	1
PM PEDIATRICS PC			1	100%	1
THE CLINIC ON SIXTH			1	100%	1
PEDIATRIC ASSOC OF JACKSONVILLE PA			1	100%	1
ADVENTHEALTH DURAND			1	100%	1
NEW HORIZON PRIMARY CARE LLC			1	100%	1
NEXT LEVEL URGENT CARE			1	100%	1
WESTCOAST FAMILY PRACTICE		1			1
MEDEX CLINIC LLC			1	100%	1
WALGREENS #12624		1			1
BAPTIST MEDICAL PLAZA AT MIAMI LAKES DIAGNOSTICS			1	100%	1
SACRED HEART MEDICAL CENTER			1	100%	1
TITAN GENOMICS, LLC			1	100%	1
Advanced Health Care of St. George		1			1
SGMC- SMITH NORTHVIEW CAMPUS			1	100%	1
BAPTIST EMERGENCY HOSPITAL - KELLY			1	100%	1
OAKWOOD HOSPITAL - DEARBORN LAB			1	100%	1
UPMC NORTHWEST HOSPITAL			1	100%	1
POETS WALK SARASOTA			1	100%	1
MARY WASHINGTON HOSPITAL HOME HEALTH AGENCY	1				1
GEORGETOWN URGENT CARE			1	100%	1
ADVOCATE GOOD SAMARITAN			1	100%	1
Kroger 523 - The Little Clinic Dickson			1	100%	1
CVS IL2297652CV CHICAGO		1			1
INTERNAL MEDICINE ASSOCIATES		1			1
FREEPORT ER DOX URGENT CARE		1			1
APPLECARE URGENT CARE JESUP			1	100%	1
MARTIN ARMY COMMUNITY HOSPITAL			1	100%	1
WELLSTREET BETHANY BEND		1			1
STUDENT HEALTH CENTER			1	100%	1
COVE AT THE MARBELLA,THE			1	100%	1
Kroger 894 - The Little Clinic NEC		1			1

COVID-19: testing by laboratory

Data through May 26, 2021 verified as of May 27, 2021 at 09:25 AM

Data in this report are provisional and subject to change.

The numbers in the table below represent the number of Florida and non-Florida residents for whom test results were received by the Department of Health. A person can be tested by more than one laboratory and can have both positive and negative results. **Therefore, the sum of the numbers in each column will be larger than the total number of people tested.**

Reporting lab	Inconclusive	Negative	Positive	Percent positive	Total
MCCORMICK AMBULANCE		1			1
METRO HEALTH HOSPITAL LABORATORY		1			1
BEACHSIDE DETOX		1			1
Kroger 717 - The Little Clinic Dolphin Drive			1	100%	1
KANA MILL BAY HEALTH CENTER		1			1
PANCARE HEALTH - CARR ELEM & MIDDLE SCHOOL			1	100%	1
Imperial Healthcare Centre			1	100%	1
FAMILY PRACTICE ASSOCIATES		1			1
WEST VIRGINIA UNIVERSITY HOSPITALS, INC			1	100%	1
FLORIDA DEPARTMENT OF HEALTH IN BROWARD COUNTY		1			1
Cloverdale Rehabilitation and Nursing Center		1			1
Abernethy Laurels		1			1
CARILION CLINIC LAB TESTING SITE-POSTAL		1			1
ANDERSON MEDICAL		1			1
CHP COVID-19 (TX)			1	100%	1
ROAN MOUNTAIN MEDICAL CENTER			1	100%	1
NORTH SHORE HEMATOLOGY-ONCOLOGY ASSOCI		1			1
SHARON REGIONAL MEDICAL CENTER			1	100%	1
BOND & STEELE CLINIC PA D/B/A		1			1
FASTMED - LAKEWAY			1	100%	1
Manor Care Health Services- Wilmington			1	100%	1
KINGWOOD EMERGENCY HOSPITAL			1	100%	1
INTERNAL MEDICINE ASSOC OF SOUTH FL PA			1	100%	1
Dulles Health and Rehab Center		1			1
Tremont Health & Rehabilitation Center		1			1
UNIVERSITY OF MIAMI SCHOOL OF MEDICINE			1	100%	1
BIOLOGIK NP		1			1
ALAFAYA WOODS FAMILY MEDICAL CENTER		1			1
CARESPOT - OCOEE			1	100%	1
THE CHILDREN'S HOSPITAL OF PHILADELPHIA		1			1
Kroger 126 - The Little Clinic Cottonwood		1			1
PINNACLE DIALYSIS		1			1
ADVENTHEALTH IMAGING OVIEDO		1			1
ABE'S GARDEN/PARK MANOR APARTMENTS		1			1
STAYING HEALTHY MEDICAL SERVICES			1	100%	1
LOUIS STOKES CLEVELAND VA MEDICAL CENTER			1	100%	1
EIELSON AFB 354TH MEDICAL GROUP/BASSETT ARMY COMMUNITY HOSPITAL		1			1
INTEGRATED GENETICS SEQUENOM		1			1
SAMSON MEDICAL CLINIC			1	100%	1
NORTHWEST FLORIDA SPECIALTY PHYSICIANS LLC		1			1
VillageCare Rehabilitation and Nursing Center		1			1
CVS KS8573POCT OVERLAND PARK		1			1
Fargo VA Healthcare System		1			1
Arbors at Sylvania		1			1
MONROE COUNTY PUBLIC HEALTH DEPARTMENT			1	100%	1
Village Crest Center for Health & Rehabilitation		1			1

COVID-19: testing by laboratory

Data through May 26, 2021 verified as of May 27, 2021 at 09:25 AM

Data in this report are provisional and subject to change.

The numbers in the table below represent the number of Florida and non-Florida residents for whom test results were received by the Department of Health. A person can be tested by more than one laboratory and can have both positive and negative results. **Therefore, the sum of the numbers in each column will be larger than the total number of people tested.**

Reporting lab	Inconclusive	Negative	Positive	Percent positive	Total
PCR DIAGNOSTICS			1	100%	1
ELAN MANATEE			1	100%	1
RIVERVIEW HOSPITAL	1				1
URGENT CARE OF FORT LAUDERDALE INC			1	100%	1
Crowne Health Care of Thomasville		1			1
SOMA MEDICAL CENTER PA #2 OAKLAND			1	100%	1
Brynwood Health & Rehabilitation Center			1	100%	1
Lakeview Care Center			1	100%	1
Bridgeway Care and Rehabilitation Center		1			1
FLAGLER CARE CENTER			1	100%	1
Towne Manor East		1			1
DISCOVERY GENOMICS		1			1
CONVENIENT MEDICAL AND HEALTH SERVICES			1	100%	1
CENTRAL TX MEDICAL CENTER - LAB			1	100%	1
TANGLEWOOD MANOR		1			1
FRONT PORCH PEDIATRICS PLLC			1	100%	1
CYPRESS CREEK OUTPATIENT SURGICAL CTR, LLC			1	100%	1
CAREAGE PLASTIC SURGERY			1	100%	1
PRO-GENEX LABORATORIES			1	100%	1
SHAH			1	100%	1
BROCK HUGHES MEDICAL CENTER			1	100%	1
Chatsworth Health Care		1			1
CONCIERGE IV NUTRITION			1	100%	1
WINTER PARK MEMORIAL HOSPITAL LABORATORY		1			1
NEW VISION MEDICAL LABORATORIES			1	100%	1
CONWAY - SHERWOOD URGENT CARE			1	100%	1
LEXINGTON HOSPITAL CORPORATION			1	100%	1
NORTHSIDE HOSPITAL GWINNETT		1			1
DOCTORS AFTER HOURS URGENT CARE CENTER			1	100%	1
CVS CA5958POCT EASTVALE		1			1
DE TAR HOSPITAL			1	100%	1
NORTHSIDE PEDIATRICS & ADOLESCENT MEDI		1			1
HACKENSACK UNIVERSITY MEDICAL CENTER		1			1
MERIDIAN MEADOWS TRANSITIONAL CARE		1			1
CURA LABORATORY SERVICES			1	100%	1
LRGHEALTHCARE		1			1
5 STAR HOME HEALTH SERVICES INC		1			1
HEALTH CARE SERVICES LC			1	100%	1
CVS HEALTH NORTH AURORA			1	100%	1
MIAMI NORTH DIALYSIS			1	100%	1
MORNINGSIDE NURSING AND REHABILITATION		1			1
PIEDMONT QUICKCARE		1			1
ABSOLUTE HEALTHCARE			1	100%	1
ST VINCENTS OUTPATIENT IMAGING		1			1
UNLIMITED MEDICAL SERVICES OF FL PL DBA		1			1
CHI ST ALEXIUS TRANSITIONAL CARE UNIT		1			1

COVID-19: testing by laboratory

Data through May 26, 2021 verified as of May 27, 2021 at 09:25 AM

Data in this report are provisional and subject to change.

The numbers in the table below represent the number of Florida and non-Florida residents for whom test results were received by the Department of Health. A person can be tested by more than one laboratory and can have both positive and negative results. **Therefore, the sum of the numbers in each column will be larger than the total number of people tested.**

Reporting lab	Inconclusive	Negative	Positive	Percent positive	Total
Moab Regional Hospital			1	100%	1
Courtenay Springs Village			1	100%	1
Kroger 968 - The Little Clinic Colerain Township		1			1
ODYSSEY HEALTH CARE OF MARION COUNTY LLC		1			1
US SEAFOODS F/T SEAFREEZE AMERICA		1			1
PATIENT FIRST - NEWTOWN ROAD			1	100%	1
HAWAII DEPARTMENT OF HEALTH LAB			1	100%	1
CENTRAL FLORIDA MEDICAL CARE			1	100%	1
MAGGY PHARMACY INC		1			1
PARK AVENUE MEDICAL PROFESSIONALS		1			1
Elderwood at Williamsville		1			1
IVAN, MAYA			1	100%	1
BMC/NASSAU			1	100%	1
HENRICO DOCTOR'S LABORATORY			1	100%	1
CAROMONT HEALTH			1	100%	1
Alexandria Place		1			1
STEELFUSION CLINICAL TOXICOLOGY LABS			1	100%	1
NEWARK WAYNE		1			1
HOME AIDE SVC OF EASTERN NY INC D/B/A		1			1
PEDIATRIC PARTNERS OF ZEPHYRHILLS PA			1	100%	1
LABONE		1			1
THE NEW JEWISH HOME		1			1
KIDS HEALTH ALLIANCE PA			1	100%	1
MY URGENT CARE CLINIC			1	100%	1
Lenbrook		1			1
CHILDREN'S HOSPITAL OF CHICAGO			1	100%	1
SPACE COAST COMMUNITY PHARMACY			1	100%	1
RIVIERA BEACH HEALTH CENTER LAB			1	100%	1
HABANA HEALTH CARE CENTER			1	100%	1
GARDENS PEDIATRICS LAB			1	100%	1
KNOX COMMUNITY HOSPITAL			1	100%	1
BEST CHOICE WELLNESS & LABORATORY LLC			1	100%	1
ACCULAB			1	100%	1
DYNACARE			1	100%	1
DOCS OUTSIDE THE BOX INC			1	100%	1
CORNERSTONE OF RECOVERY INC		1			1
THE MADEIRA SCHOOL		1			1
THE MEDICAL CENTER AT SCOTTSVILLE			1	100%	1
MARINA DEL REY HOSPITAL LAB			1	100%	1
NASONCARE LLC			1	100%	1
ORMOND BEACH DIALYSIS			1	100%	1
CHILDRENS HEALTHCARE OF ATLANTA AT SCOTTISH RITE		1			1
PHYSICIANS ASSOCIATES			1	100%	1
LAKE COMMUNITY ACTION AGENCY		1			1
ALLIED PEDIATRICS & FAMILY MEDICINE			1	100%	1
Smg/North Jersey Hematology & Oncology		1			1

COVID-19: testing by laboratory

Data through May 26, 2021 verified as of May 27, 2021 at 09:25 AM

Data in this report are provisional and subject to change.

The numbers in the table below represent the number of Florida and non-Florida residents for whom test results were received by the Department of Health. A person can be tested by more than one laboratory and can have both positive and negative results. **Therefore, the sum of the numbers in each column will be larger than the total number of people tested.**

Reporting lab	Inconclusive	Negative	Positive	Percent positive	Total
BRIDGEWATER AT WATERMAN VILLAGE			1	100%	1
VELOCITY URGENT CARE - LITTLE CREEK			1	100%	1
PHYSICIANS OF CENTRAL FLORIDA			1	100%	1
Citadel		1			1
CVS / PHARMACY #10794			1	100%	1
GUIDEWELL SANITAS			1	100%	1
SARAH BUSH LINCOLN - HEALTH CENTER LABS			1	100%	1
THE MEDICAL CENTER AT BOWLING GREEN			1	100%	1
RICHMOND MEDICAL CENTER FOR WOMEN		1			1
Willowbrooke Court at Normandy Farms Estates		1			1
MAYO CLINIC OUTPATIENT DIALYSIS CENTER			1	100%	1
North Campus Annex			1	100%	1
MCLEOD MEMORIAL HOSPITAL CLARENDON			1	100%	1
CHC SOUTHWEST FLORIDA LAB-LIVE			1	100%	1
OAK HAVEN REHAB AND NURSING CENTER			1	100%	1
MCKENZIE COUNTY HEALTHCARE SYSTEMS LABORATORY			1	100%	1
BRAZORIA COUNTY EMERGENCY SERVICES DISTRICT #3			1	100%	1
WALGREENS #01398			1	100%	1
WVU MEDICINE AT SUNCREST TOWNE CENTRE			1	100%	1
NEVADA RURAL HOUSING AUTHORITY			1	100%	1
Encompass Rehab Hospital of Dothan		1			1
UNIVERSITY OF IOWA HOSPITALS & CLINICS			1	100%	1
MAYO CLINICAL LABORATORIES		1			1
Grangeville Health and Rehab		1			1
UMASS MEMORIAL/MARLBORO HOSPITAL			1	100%	1
ST GERARD'S COMMUNITY OF CARE		1			1
ALLIANCE MD DIRECT PRIMARY CARE			1	100%	1
Baptist Heath Care Center		1			1
BLACK SHEEP MEDICAL			1	100%	1
NORTHERN LIGHT CHARLES A DEAN HOSPITAL			1	100%	1
UF HEALTH FAMILY MEDICINE-GOODBYS CREEK			1	100%	1
JOHN D. ARCHBOLD MEMORIAL HOSPITAL			1	100%	1
COSTAMED GRUPO MEDICO			1	100%	1
Villages of St.Peters		1			1
PALM COAST DRAW STATION/AMERICAN HEALTH ASSOCIATES		1			1
LANSING URGENT CARE			1	100%	1
CROSS CREEK HEALTH CARE		1			1
PIONEER CLINICAL RESEARCH LLC			1	100%	1
MEDICAL SPECIALISTS OF THE PALM BEACHES INC			1	100%	1
QUICK FAMILY URGENT CARE LLC			1	100%	1
Christian Park Village		1			1
MARTINSVILLE HEALTH AND REHAB			1	100%	1
LAKEVIEW REGIONAL HOSPITAL			1	100%	1
MASSACHUSETTS DEPARTMENT OF PUBLIC HEALTH			1	100%	1
STONESPRINGS HOSPITAL CENTER			1	100%	1
ACUPATH LABORATORIES INC			1	100%	1

COVID-19: testing by laboratory

Data through May 26, 2021 verified as of May 27, 2021 at 09:25 AM

Data in this report are provisional and subject to change.

The numbers in the table below represent the number of Florida and non-Florida residents for whom test results were received by the Department of Health. A person can be tested by more than one laboratory and can have both positive and negative results. **Therefore, the sum of the numbers in each column will be larger than the total number of people tested.**

Reporting lab	Inconclusive	Negative	Positive	Percent positive	Total
NORTH MIAMI BEACH SURGICAL CENTER			1	100%	1
PATHOLOGYT & LAB MEDICINE SERVICES			1	100%	1
Kroger 909 - The Little Clinic Hamilton			1	100%	1
MEDEXPRESS URGENT CARE - WAYNESBURG		1			1
INLET CONCIERGE MEDICINE			1	100%	1
PHOENIX MEDICAL CLINIC			1	100%	1
FINLAY MEDICAL RESEARCH CORP			1	100%	1
ADVENTHEALTH IMAGING WINTERGARDEN		1			1
IZ MEDICAL		1			1
ST FRANCIS COLLEGE WELLNESS CENTER		1			1
AMD			1	100%	1
OPTUM OF HIALEAH		1			1
WW Chem Auto SS			1	100%	1
PEDIATRIC SPECIALTY CLINIC COLLIER			1	100%	1
MEDICAL CENTER OF TRINITY - MOB		1			1
THE BRENNITY AT TRADITION			1	100%	1
RECOVERY VILLAGE AT UMATILLA, LLC			1	100%	1
RIVERSIDE COUNTY PUBLIC HEALTH LABORATORY			1	100%	1
Kroger 350 - The Little Clinic New Cut Road		1			1
PACE UNIVERSITY HEALTH CARE		1			1
CARE CONNECTIONS AT HOME LLC			1	100%	1
CARENOW URGENT CARE - SPRING			1	100%	1
MIAMI VASCULAR SURGERY			1	100%	1
ORAL & FACIAL SURGERY			1	100%	1
MEMORIAL MEDICAL CENTER			1	100%	1
NEMOURS CHILDREN'S PRIMARY CARE, ST CLOUD			1	100%	1
COMMUNITY MEMORIAL HOSPITAL		1			1
STEVEN J VALENTINO, DO PC		1			1
FAIRLAWN REHABILITATION HOSPITAL		1			1
BADGER TESTING SERVICES LLC		1			1
RUBY MEMORIAL HOSP. LAB			1	100%	1
PERHAM HEALTH		1			1
PLANT CITY FIRE RESCUE		1			1
CHI ST. LUKE'S HEALTH BCM MEDICAL CENTER			1	100%	1
VERMONT DEPT OF HEALTH LABORATORY			1	100%	1
HOSPITALS OF PROVIDENCE TRANSMOUNTAIN CAMPUS, THE			1	100%	1
West Bay of Tampa Center			1	100%	1
CHILTON URGENT CARE			1	100%	1
NLAC SUMMERBIO			1	100%	1
CLIFTON SPRINGS		1			1
MEDCENTER PRIMARY CARE PC			1	100%	1
BAPTIST HEALTH SURGERY CENTER			1	100%	1
LAKE WALES DIALYSIS CENTER			1	100%	1
PALM BEACH COUNTY HEALTH DEPT.			1	100%	1
EDEN HEALTH NOMAD LAB		1			1
St Mary's d'Youville Pavilion		1			1

COVID-19: testing by laboratory

Data through May 26, 2021 verified as of May 27, 2021 at 09:25 AM

Data in this report are provisional and subject to change.

The numbers in the table below represent the number of Florida and non-Florida residents for whom test results were received by the Department of Health. A person can be tested by more than one laboratory and can have both positive and negative results. **Therefore, the sum of the numbers in each column will be larger than the total number of people tested.**

Reporting lab	Inconclusive	Negative	Positive	Percent positive	Total
QUINCY DIALYSIS			1	100%	1
BAPTIST HEALTH FLOYD			1	100%	1
ENT & ALLERGY ASSOCIATES, LLP - SLEEPY HOLLOW (ABBOTT)		1			1
PATIENT FIRST - FAIRFAX			1	100%	1
CARESOUTH HHA HOLDINGS OF THE TREASURE COAST LLC			1	100%	1
BAYCARE OUTREACH LAB AT NEW TAMPA			1	100%	1
The Pines at Poughkeepsie Center for Nursing and Rehabilitation		1			1
FLORIDA HOSPITAL LAB			1	100%	1
BOULDER COMMUNITY HOSPITAL			1	100%	1
Guardian Flight LLC		1			1
CAMAI COMMUNITY HEALTH CENTER, INC			1	100%	1
JMJ FAMILY PRACTICE			1	100%	1
Chestnut Ridge Nursing & Rehab		1			1
PATIENT FIRST - TAYLOR ROAD			1	100%	1
CENTRAL FLORIDA ADULT MEDICINE		1			1
MOUNT SINAI MEDICAL CENTER AVENTURA ER			1	100%	1
NHC PLACE AT COOL SPRINGS		1			1
Walgreens #10851		1			1
NORTHEAST BAPTIST HOSPITAL			1	100%	1
CURELOGICS WOUND CARE & HYPERBARIC CENTER		1			1
HILLSBORO MEDICAL CENTER MAIN LABORATO		1			1
ADVENTHEALTH MEDICAL GROUP SENIOR HEALTH AT			1	100%	1
UNIVERISTY HOSPITAL			1	100%	1
DIAGNOSTIC GROUP INTEGRATED HEALTHCARE			1	100%	1
SANTA BARABARA ALF LLC (THE WINDSOR)			1	100%	1
MEDCOR, INC			1	100%	1
DR BAWA AND ASSOCIATES			1	100%	1
LOWER KEYS COMMUNITY HEALTH CENTER			1	100%	1
ARKANSAS PUBLIC HEALTH LABORATORY		1			1
PRIMEX CLINICAL LABORATORIES INC			1	100%	1
ISLANDS ASSISTED LIVING FACILITY,THE			1	100%	1
BETTERMED URGENT CARE-SHORT PUMP		1			1
RIVERVIEW HOSPITAL D/B/A UNIVERSITY		1			1
HORIZON MEDICAL, INC		1			1
SUMMIT URGENT CARE, LLC			1	100%	1
MOUNT SINAI COMPREHENSIVE CANCER CENTER			1	100%	1
NEPHRON PHARMACEUTICALS CORPORATION			1	100%	1
WALGREENS PHOENIX		1			1
INTERMOUNTAIN HEALTHCARE LABORATORY SERVICES			1	100%	1
PARK AVENUE PEDIATRICS PC		1			1
BL DIAGNOSTICS LLC			1	100%	1
Signature Healthcare of Georgetown		1			1
WALGREENS #09657		1			1
Aristacare at Cedar Oaks		1			1
UFHEALTH			1	100%	1
TRUECARE24			1	100%	1

COVID-19: testing by laboratory

Data through May 26, 2021 verified as of May 27, 2021 at 09:25 AM

Data in this report are provisional and subject to change.

The numbers in the table below represent the number of Florida and non-Florida residents for whom test results were received by the Department of Health. A person can be tested by more than one laboratory and can have both positive and negative results. **Therefore, the sum of the numbers in each column will be larger than the total number of people tested.**

Reporting lab	Inconclusive	Negative	Positive	Percent positive	Total
Kroger 670 - The Little Clinic Dawson Forest Rd & Hwy 19		1			1
LAKE MARY OPTUM FLORIDA			1	100%	1
UNIVERSITY OF WASHINGTON DEPT OF LAB MEDICINE			1	100%	1
MERCYONE DES MOINES MEDICAL CENTER			1	100%	1
SOUTHWEST VIRGINIA COMMUNITY HEALTH SYSTEMS			1	100%	1
HARBOR OAKS GOLDEN YEARS			1	100%	1
DAVENPORT DIALYSIS CENTER		1			1
Chicago Heights CBOC		1			1
Oakland Nursing and Rehabilitation Center		1			1
HEALTHCARE FOR THE HOMELESS			1	100%	1
UNIVERSAL DIAGNOSTICS LABORATORIES			1	100%	1
Belvoir Woods Health Care Center at The Fairfax		1			1
KNAPP MEDICAL GROUP			1	100%	1
ADVENT HEALTH MEDICAL GROUP MULTISPECIALTY			1	100%	1
VELOCITY URGENT CARE - REDMILL			1	100%	1
MORNING VIEW VILLAGE ASSISTED LIVING		1			1
HOSPICE OF MARION COUNTY INC			1	100%	1
WINTER HAVEN DIALYSIS		1			1
WALGREENS #4201		1			1
DR DAN C TRIGG MEMORIAL HOSPITAL		1			1
FAMILY MEDICINE AT CELEBRATION		1			1
CARESOUTH HHA HOLDINGS OF VIRGINIA, LLC			1	100%	1
ARBOR DIAGNOSTICS, INC		1			1
EXAC CARE CROSSVILLE		1			1
INFECTION CONTROL DEPT			1	100%	1
ORCHARD PARK HEALTH CARE AND REHABILITATION CENTER		1			1
LINK PHARMACY LLC		1			1
GOLDING-GRANADO MEDICAL ASSOCIATES		1			1
Walgreens #5914		1			1
PRIMARY CARE & PEDIATRICS - SHEPHERSTOWN		1			1
BOCA MEDICAL CARE			1	100%	1
NAVAL BRANCH HEALTH CLINIC			1	100%	1
RIDGE OPTUM FLORIDA			1	100%	1
Encompass Health Rehab Hosp Salisbury		1			1
PHYSICIANS IMMEDIATE CARE			1	100%	1
Canandaigua VAMC		1			1
Wrightsville Manor Health and Rehab		1			1
North Charlotte VA CBOC		1			1
PRIMARY AND URGENT CARE			1	100%	1
CLEMENT MANOR HEALTH CENTER		1			1
CSL PLASMA LAB			1	100%	1
ANDREWS INSTITUTE AMBULATORY SURGERY CENTER		1			1
MCH PHYSICIANS GROUP			1	100%	1
HARDEE COUNTY FIRE RESCUE		1			1
Valley Center (WV)			1	100%	1
VA COMMUNITY BASED CLINIC - LAKE CITY			1	100%	1

COVID-19: testing by laboratory

Data through May 26, 2021 verified as of May 27, 2021 at 09:25 AM

Data in this report are provisional and subject to change.

The numbers in the table below represent the number of Florida and non-Florida residents for whom test results were received by the Department of Health. A person can be tested by more than one laboratory and can have both positive and negative results. **Therefore, the sum of the numbers in each column will be larger than the total number of people tested.**

Reporting lab	Inconclusive	Negative	Positive	Percent positive	Total
SUSAN F WILLIAMS MD PA			1	100%	1
ADAMS COUNTY HEALTH DEPARTMENT			1	100%	1
NORTH RIVER FAMILY HEALTH CENTER			1	100%	1
Glen Haven Health and Rehabilitation LLC		1			1
CARY CLINIC			1	100%	1
JOSHUA E CHESIR MD		1			1
EAST FL CORE LAB			1	100%	1
Troy Center for Rehabilitation & Nursing		1			1
GARDENS AT MAPLEWOOD			1	100%	1
PELICAN STATE OUTPATIENT CENTER			1	100%	1
NORTON SOUND REGIONAL HOSPITAL - LAB		1			1
TMH CANCER CENTER LABORATORY			1	100%	1
AFTER HOURS CARE OF AMERICUS INCORPORA			1	100%	1
ROCK RAPIDS HEALTH CENTRE		1			1
CAPE CORAL HOSPITAL NURSING			1	100%	1
RELIANCE HOME HEALTH CARE INC		1			1
TRUCARE LIVING CENTERS - SELMA			1	100%	1
PUBLIX PHARMACY # 1236			1	100%	1
SOMA MEDICAL CENTER PA #2			1	100%	1
VISITING PHYSICIAN SERVICES, LLC			1	100%	1
WAYNE COUNTY PUBLIC HEALTH		1			1
GATEWAY LABORATORIES		1			1
SANDPIPER CLUSTER		1			1
Holly Hill Healthcare Center			1	100%	1
WELLMED AT LINEBAUGH AVE			1	100%	1
ACCURATE HEALTH SERVICES CORP			1	100%	1
XSTREMEMD			1	100%	1
INTERNAL MEDICINE EMILIA MURRAY MD PA		1			1
MERITUS MEDICAL CENTER			1	100%	1
Birchwood Care Center		1			1
ADVENTHEALTH MEDICAL GROUP PEDIATRICS DIABETES &			1	100%	1
NICKLAUS CHILDREN'S DORAL OUTPATIENT CENTER			1	100%	1
Kroger - KR070300083			1	100%	1
VALENCIA BRANCH LABORATORY	1				1
RESIDENCES AT MIAMI / REIGN GARDENS LLC, THE			1	100%	1
THE GROVE HEALTH AND REHAB			1	100%	1
BEAUMONT URGENT CARE		1			1
NORTHWESTERN MEDICINE DELNOR			1	100%	1
Mountain View Manor			1	100%	1
NEXTCARE ARIZONA LLC DBA NEXTCARE URGENT CARE			1	100%	1
NYU LANGONE AMBULATORY CARE LAKE SUCCE		1			1
MICROBIOLOGY DEPARTMENT			1	100%	1
INTERFAITH MEDICAL CENTER		1			1
EMERUS BHS SA WESTOVER HILLS LLC			1	100%	1
COUNTY OF HAMILTON			1	100%	1
BOZEMAN HEALTH BIG SKY MEDICAL CENTER			1	100%	1

COVID-19: testing by laboratory

Data through May 26, 2021 verified as of May 27, 2021 at 09:25 AM

Data in this report are provisional and subject to change.

The numbers in the table below represent the number of Florida and non-Florida residents for whom test results were received by the Department of Health. A person can be tested by more than one laboratory and can have both positive and negative results. **Therefore, the sum of the numbers in each column will be larger than the total number of people tested.**

Reporting lab	Inconclusive	Negative	Positive	Percent positive	Total
WALGREENS #10854		1			1
SOUTHWOOD HEALTHCARE CENTER		1			1
Kroger 481 - The Little Clinic Houston Levee		1			1
PARK LANE NURSING HOME		1			1
PALMETTO LANDING			1	100%	1
PEACE HEALTH FAMILY MEDICINE AT 87TH AVE		1			1
HAYS CLINICAL LAB			1	100%	1
GATEWAY HEALTHCARE, PC			1	100%	1
KROGER 915 - THE LITTLE CLINIC ANDERSON			1	100%	1
FRESENIUS KIDNEY CARE - BOCA RATON			1	100%	1
CAMBRIDGE HEALTH ALLIANCE			1	100%	1
CENTRAL FLA PEDIATRIC URGENT CARE LLC		1			1
WMC HEALTH GROUP INC			1	100%	1
WINTER GARDEN CHILDREN'S HEALTH CENTERS			1	100%	1
Peninsula Nursing and Rehabilitation Center		1			1
ADVANCED INDIVIDUALIZED MEDICINE OF NAPLES			1	100%	1
NORTHERN KENTUCKY HEALTH DEPARTMENT			1	100%	1
RAPID CITY REGIONAL HOSPITAL -579 ATTN. LABORATORY		1			1
SOUTHWOOD NURSING & RETIREMENT CENTER		1			1
HCR-ManorCare			1	100%	1
MEMORIAL HERMANN MEDICAL GROUP-ATASCOCITA PEDS			1	100%	1
DOCTORS HEARING			1	100%	1
FIDALAB			1	100%	1
NHC Sequatchie		1			1
PHYSICIANS LAB INC			1	100%	1
DIRECT PRIMARY CARE OF BURLESON			1	100%	1
CVS IN6536POCT KOKOMO		1			1
Michigan Masonic Home		1			1
Terrace Glen Village		1			1
REEVES COUNTY HOSPITAL DISTRICT			1	100%	1
Pontotoc Health and Rehab		1			1
ORANGETOWN PEDIATRICS ASSOCIATES		1			1
SUMMIT COUNTY PUBLIC HEALTH DEPARTMENT			1	100%	1
KIDZ FAMILY CARE			1	100%	1
TRADITIONAL MEDICINE CENTER			1	100%	1
BROOKS REHAB			1	100%	1
Triboro Center		1			1
NORTH COUNTY MEDICAL LAB			1	100%	1
GIFFORD MEMORIAL HOSPITAL		1			1
NORTH BROWARD MEDICAL CENTER			1	100%	1
PARRISH MEDICAL GROUP			1	100%	1
CHATEAU TERREBONNE HEALTH CARE		1			1
sunrise terrace nursing and rehab center		1			1
CYPRESS VILLAGE REHAB CENTER		1			1
Luling Living Center		1			1
ASSOCIATESMD			1	100%	1

COVID-19: testing by laboratory

Data through May 26, 2021 verified as of May 27, 2021 at 09:25 AM

Data in this report are provisional and subject to change.

The numbers in the table below represent the number of Florida and non-Florida residents for whom test results were received by the Department of Health. A person can be tested by more than one laboratory and can have both positive and negative results. **Therefore, the sum of the numbers in each column will be larger than the total number of people tested.**

Reporting lab	Inconclusive	Negative	Positive	Percent positive	Total
HEALTH CHOICES, PLLC		1			1
ATHENA PLASTIC SURGERY		1			1
SAN JOSE CLINIC		1			1
WATERTOWN URGENT CARE		1			1
BARNES HEALTH CARE SERVICES			1	100%	1
BLACKBERRY CENTER, THE		1			1
ST LUKE LUTHERAN HOME		1			1
WOMAN'S HOSPITAL OF TEXAS			1	100%	1
LABORATORIO BUENA SALUD			1	100%	1
ESOTERIC LAB			1	100%	1
BUFFALO VAMC			1	100%	1
LEHIGH REGIONAL WOUND CENTER			1	100%	1
METROPOLITAN METHODIST HOSPITAL			1	100%	1
NEW YORK PRESBYTERIAN HOSPITAL			1	100%	1
BAY AREA HOSPITAL LAB & HST		1			1
LUMICO LIFE INSURANCE COMPANY		1			1
BAPTIST HEALTH ASI			1	100%	1
Good Samaritan Society - Mountian Lake		1			1
Kroger 907 - The Little Clinic Holland		1			1
LAKE MARY DIALYSIS			1	100%	1
CVS NV9586POCT RENO		1			1
KAISER PERMANENTE FACTORIA LAB			1	100%	1
PHOENIX PROGRAMS OF FLORIDA INC		1			1
DONALSONVILLE HOSPITAL			1	100%	1
WALK IN FAMILY MEDICINE CENTER			1	100%	1
St. Patrick's Manor		1			1
TARRYTOWN PHARMACY			1	100%	1
OASIS FAMILY RESORT IN THE SPRINGS LLC		1			1
RIVERSIDE REGIONAL MED CENTER			1	100%	1
SANTA YNEZ VALLEY COTTAGE HOSP CL LAB			1	100%	1
NHC Chattanooga			1	100%	1
PALACE CARE AND REHAB		1			1
MERCY HOME		1			1
ST. PETERSBURG PEDIATRICS-SEMINOLE			1	100%	1
ST JOHN'S HOME CARE			1	100%	1
THOMAS HOSPITAL			1	100%	1
RAMBAM URGENT CARE			1	100%	1
ROBERT TAYLOR COMMUNITY COMPLEX			1	100%	1
NHC HealthCare St. Charles		1			1
ADVANCED CARDIOVASCULAR DIAGNOSTICS OF FL			1	100%	1
ST CATHERINE HOSPITAL LABORATORY			1	100%	1
OKLAHOMA BLOOD INSTITUTE			1	100%	1
SUPERKIDS PEDIATRICS			1	100%	1
NF Escambia, LLC DBA Olive BranchHealth and Rehabilitaion Center			1	100%	1
UNIVERSITY OF NORTH CAROLINA HOSPITALS			1	100%	1
LADY OF THE SEA HOSPITAL LAB			1	100%	1

COVID-19: testing by laboratory

Data through May 26, 2021 verified as of May 27, 2021 at 09:25 AM

Data in this report are provisional and subject to change.

The numbers in the table below represent the number of Florida and non-Florida residents for whom test results were received by the Department of Health. A person can be tested by more than one laboratory and can have both positive and negative results. **Therefore, the sum of the numbers in each column will be larger than the total number of people tested.**

Reporting lab	Inconclusive	Negative	Positive	Percent positive	Total
SCRIPPS MEDICAL LABORATORY- JEFFERSON			1	100%	1
SOLARIS HEALTHCARE PLANT CITY		1			1
THE EMORY CLINIC AT DELTA-TOC			1	100%	1
PRISMA HEALTH TUOMEY LABORATORY			1	100%	1
UC SAN DIEGO CENTER FOR ADVANCED LABORATORY MEDICINE			1	100%	1
CARESTAT HOSPICE SERVICES			1	100%	1
FAMILY FIRST WELLNESS		1			1
TERRELL URGENT CARE			1	100%	1
GRAND LIVING			1	100%	1
SHARP GROSSMONT HOSPITAL LABORATORY			1	100%	1
APEX HOME HEALTHCARE			1	100%	1
USF PHYSICIANS GROUP			1	100%	1
SIGNATURE HEALTHCARE BROCKTON HOSPITAL			1	100%	1
NFRC CLINICAL LAB			1	100%	1
HUGH CHATHAM FAMILY MEDICINE INDEPENDENCE		1			1
ST ROSE DOMINICAN HOSPITAL LAB-ROSE DE LIMA CAMPUS			1	100%	1
WEST PALM BEACH PHARMACEUTICALS LLC			1	100%	1
KID CARE PEDIATRICS PA			1	100%	1
MEDICAL CITY NORTH HILLS			1	100%	1
ANDERSON REGIONAL MEDICAL CENTER			1	100%	1
THEDACARE FAMILY MEDICINE GATEWAY			1	100%	1
ACCESS FAMILY CARE LLC			1	100%	1
HEALTH AND HOPE CLINIC INC			1	100%	1
ST LUKE'S CORNWALL HOSPITAL N			1	100%	1
Arbors at Streetsboro		1			1
BOTTINEAU GOOD SAMARITAN CENTER		1			1
ASSISTED LIVING AT TREZEVANT		1			1
DIVERSICARE OF BIG SPRINGS		1			1
MID FLORIDA COMMUNITY SERVICES			1	100%	1
METHODIST OLIVE BRANCH HOSPITAL			1	100%	1
CVS IL5822POCT MOKENA		1			1
CVS IL6789POCT WOODRIDGE		1			1
Medicalodges Neosho			1	100%	1
WEST PENSACOLA DIALYSIS CENTER			1	100%	1
YOUR HEALTH PEDIATRICS			1	100%	1
PALOMAR MEDICAL CENTER			1	100%	1
Kroger 767 - The Little Clinic Beaumont		1			1
STORMONT VAIL HOSPITAL			1	100%	1
TITUSVILLE REHABILITATION AND NURSING CENTER		1			1
UW MEDICINE CHU LAB			1	100%	1
CHRISTIANA HOSPITAL		1			1
HILLVIEW TERRACE			1	100%	1
PATIENT FIRST - CHERRY HILL		1			1
INTEGRITY SPINE AND ORTHOPEDICS LLC			1	100%	1
GENESIS MEDICAL CENTER OF CORAL SPRINGS INC			1	100%	1
SEABROOK EMS			1	100%	1

COVID-19: testing by laboratory

Data through May 26, 2021 verified as of May 27, 2021 at 09:25 AM

Data in this report are provisional and subject to change.

The numbers in the table below represent the number of Florida and non-Florida residents for whom test results were received by the Department of Health. A person can be tested by more than one laboratory and can have both positive and negative results. **Therefore, the sum of the numbers in each column will be larger than the total number of people tested.**

Reporting lab	Inconclusive	Negative	Positive	Percent positive	Total
DIXIE COUNTY JAIL			1	100%	1
WALGREENS #09456		1			1
PLEASANT RIDGE MANOR WEST		1			1
SOUTH TEXAS HEALTH SYSTEM ER - WARE ROAD			1	100%	1
BENEWAH COMMUNITY HOSPITAL		1			1
Chillicothe VAMC			1	100%	1
PHYSICIANS PREMIER ER- BASTROP			1	100%	1
Kroger 923 - The Little Clinic Centerville		1			1
LSU MEDICAL CENTER			1	100%	1
PowerBack Piscataway Center		1			1
KIDSVILLE PEDIATRICS III PA			1	100%	1
SAINT PETE MRI			1	100%	1
JERSEY SHORE CENTER		1			1
SPRINGBROOK HOSPITAL			1	100%	1
INHEALTH LIFE SCIENCES LLC			1	100%	1
MAIN STREET PHARMACY OF MARCELLUS, INC		1			1
BRADENTON CONVENTION CENTER			1	100%	1
TEMPLE TERRACE DIALYSIS			1	100%	1
PALM AVENUE BAPTIST TOWER INC		1			1
SALEM HOSPITAL REGIONAL LABORATORY		1			1
NEW MILFORD HOSPITAL			1	100%	1
ADVANTA LABS, LLC		1			1
JACK M MATHENY II MD			1	100%	1
COLQUITT COMPLETE CARE			1	100%	1
WALGREENS #11572		1			1
ASHLEY PEDICATRICS DAY AND NIGHT CLINIC			1	100%	1
SUNY BROCKPORT STUDENT HEALTH CENTER		1			1
Princeton Place			1	100%	1
PHI LIFE SCIENCES			1	100%	1
CHEYENNE REGIONAL MEDICAL CENTER LABORATORY			1	100%	1
Alden North Shore			1	100%	1
NORTH SHORE HEMATOLOGY-ONCOLOGY ASSOCIATES PC		1			1
NORTH PALM CHIDRENS PHYSICIANS			1	100%	1
VIRGINIA UROLOGY		1			1
SHP WESTCHESTER LLC		1			1
DECATUR MORGAN HOSPITAL - DECATUR GENE		1			1
TMH PHYSICIAN PARTNERS			1	100%	1
NORTHEAST TEXAS DIALYSIS		1			1
BEST CARE COMMUNITY AND FAMILY HEALTH CENTER INC			1	100%	1
WINCHESTER HOSPITAL			1	100%	1
MED TECH CLINICAL LABORATORY		1			1
MID-FLORIDA CANCER CENTERS		1			1
DIGNITY HEALTH GOHEALTH		1			1
HOMESTEAD MEDICAL CLINIC PA			1	100%	1
SPECIALTY DRUG TESTING			1	100%	1
CARENOW MIDTOWN			1	100%	1

COVID-19: testing by laboratory

Data through May 26, 2021 verified as of May 27, 2021 at 09:25 AM

Data in this report are provisional and subject to change.

The numbers in the table below represent the number of Florida and non-Florida residents for whom test results were received by the Department of Health. A person can be tested by more than one laboratory and can have both positive and negative results. **Therefore, the sum of the numbers in each column will be larger than the total number of people tested.**

Reporting lab	Inconclusive	Negative	Positive	Percent positive	Total
MD TOX LABORATORY			1	100%	1
Willow Ridge Center		1			1
Country View of Sunbury			1	100%	1
Lakeland Nursing and Rehabilitation Center LLC		1			1
HALIFAX HEALTH PRIMARY CARE			1	100%	1
PAMC MICRO LAB			1	100%	1
FAMILY INTERNAL MEDICINE OF CLERMONT			1	100%	1
FLORIDA CLINICAL LABORATORY INC DBA			1	100%	1
AHUJA MEDICAL CENTER			1	100%	1
SANFORD CLINIC 32ND AND ELLIS LABORATORY		1			1
MANHATTAN COLLEGE HEALTH SERVICES		1			1
CVS MI22230CV WAYNE COUNTY COMMUNITY COLLEGE			1	100%	1
FLORIDA MEDICAL CLINIC, PA		1			1
COSTCO PHARMACY #1023			1	100%	1
MERCY GENERAL HOSPITAL			1	100%	1
Garden Villa Bedford		1			1
YOUR HEALTH PEDIATRICS INC			1	100%	1
REHABILITATION CENTER OF ALBUQUERQUE		1			1
REDMOND URGENT CARE			1	100%	1
ONPOINT URGENT CARE			1	100%	1
DUKE CITY URGENT CARE		1			1
ROSE HAVEN NURSING CENTER		1			1
WINCHESTER URGENT CARE, PC		1			1
RAYMOND F CARON MD			1	100%	1
WESLEY MEDICAL CENTER			1	100%	1
LIFEBRITE LABORATORIES, LLC			1	100%	1
Lutheran Community at Telford		1			1
CVS SC7012POCT BALLENTINE			1	100%	1
LABWORKS LLC			1	100%	1
ADVANCED CARDIOVASCULAR DIAGNOSTICS PL		1			1
WELLPATH LLC		1			1
CONCENTRA - LEESBURG		1			1
WELLNESS CENTER BY DR MIGNON,THE			1	100%	1
ST JUDE CARE CENTER		1			1
CARENOW-MONTGOMERY			1	100%	1
SANTA MONICA CA-UCLA MC			1	100%	1
Livingston County Center for Nursing and Rehabilitation		1			1
FLAGLER MEDICAL ASSOCIATES PA			1	100%	1
PENSACOLA PATHOLOGY		1			1
CRESTVIEW MED CLIN LAB			1	100%	1
MCR HEALTH VENICE PEDIATRICS			1	100%	1
SOUTHWESTERN VERMONT MEDICAL CENTER			1	100%	1
CHILDRENS SPECIALIST PEDIATRIC PULMOMOLOGY &			1	100%	1
PALMETTO PRIMARY CARE PHYSICIANS			1	100%	1
Walgreens #19461		1			1
Kroger 367 - The Little Clinic Walton		1			1

COVID-19: testing by laboratory

Data through May 26, 2021 verified as of May 27, 2021 at 09:25 AM

Data in this report are provisional and subject to change.

The numbers in the table below represent the number of Florida and non-Florida residents for whom test results were received by the Department of Health. A person can be tested by more than one laboratory and can have both positive and negative results. **Therefore, the sum of the numbers in each column will be larger than the total number of people tested.**

Reporting lab	Inconclusive	Negative	Positive	Percent positive	Total
DR. K PEDIATRICS			1	100%	1
MEDHELP			1	100%	1
ADVENT HEALTH MEDICAL GROUP AT PINELLAS PARK			1	100%	1
AIRPORT MEDICAL SOLUTIONS ORLANDO			1	100%	1
NEW ERA HEALTH CENTER INC		1			1
ELLIS HOSPITAL URGENT CARE CENTER LAB		1			1
MEDICAL ASSOCIATES OF PINELLAS - LAB			1	100%	1
WINTER HAVEN WOMEN'S HOSPITAL NURSING SERVICES			1	100%	1
LEE HEALTH KIDS URGENT CARE		1			1
WALGREENS #15291		1			1
HAWAII DEPT OF HEALTH			1	100%	1
PLANTATION DIALYSIS			1	100%	1
GUILFORD IMMEDIATE CARE, SYAH, LLC		1			1
bishop rehabilitation and nursing center		1			1
Lexington Medical Center Extended Care		1			1
PATIENT FIRST-GENERAL BOOTH			1	100%	1
PARTNERS IN PRIMARY CARE		1			1
Vibralfire of El Paso Rehabilitation Center			1	100%	1
Broomall Manor		1			1
WAYCROSS INTRTNAL MEDICINE			1	100%	1
SUTTER GOULD MEDICAL FOUNDATION			1	100%	1
HEALTH ALLIANCE			1	100%	1
PARKVIEW OUTREACH COMMUNITY CENTER			1	100%	1
VOLKSWAGON GROUP OF AMERICA ONSITE MEDICAL CLINIC		1			1
KID FIXERS		1			1
CRYSTAL RIVER FIRE DEPARTMENT			1	100%	1
JOHNSON MEDICAL SERVICES			1	100%	1
NCH HEALTHCARE CREEKSIDE ENDOSCOPY			1	100%	1
UNIVERSITY OF MIAMI PRIMARY CARE SITE UMHC 3039			1	100%	1
STANLY REGIONAL MEDICAL CENTER			1	100%	1
CENTRAL TX URGENT CARE			1	100%	1
FLORIDA STATE UNIVERSITY HEALTH SERVICES			1	100%	1
VETERANS AFFAIRS MEDICAL CENTER - EAST ORANGE			1	100%	1
LCMC LAB SUBSECTION		1			1
CAREONE AT THE CUPOLA		1			1
GABRIELA GOLDSTEIN MD PA			1	100%	1
Hillandale Health Care		1			1
PATEL MINESH		1			1
CATHEDRAL GERONTOLOGY CENTER DBA CATHEDRAL CARES			1	100%	1
US AF ACADEMY COLORADO			1	100%	1
Life Care Center of Auburn		1			1
YOUR GOOD HEALTH MEDICAL GROUP PA			1	100%	1
WEST FLORIDA MEDICAL ASSOCIATES PA			1	100%	1
MEDOR/ACC SYNCHRONY			1	100%	1
CAPITAL DISTRICT PSYCHIATRIC CENTER		1			1
DOMINION DIAGNOSTICS			1	100%	1

COVID-19: testing by laboratory

Data through May 26, 2021 verified as of May 27, 2021 at 09:25 AM

Data in this report are provisional and subject to change.

The numbers in the table below represent the number of Florida and non-Florida residents for whom test results were received by the Department of Health. A person can be tested by more than one laboratory and can have both positive and negative results. **Therefore, the sum of the numbers in each column will be larger than the total number of people tested.**

Reporting lab	Inconclusive	Negative	Positive	Percent positive	Total
ASCARATE DIALYSIS			1	100%	1
CVS M08564POCT INDEPENDENCE		1			1
FLORIDA HOSPITAL ORMOND BEACH			1	100%	1
MOBILE MEDICAL CLINIC			1	100%	1
COVENANT HOSPITAL HOBBS D/B/A COVENANT		1			1
Kroger 97 - The Little Clinic Hutchinson		1			1
COMMUNITY URGENT CARE PC			1	100%	1
HEALTH DIV OAK RIDGE NATL LABORATORY		1			1
Kroger 347 - The Little Clinic Tates Creek		1			1
Springdale Village		1			1
LAKEWOOD RANCH MEDICAL GROUP LLC			1	100%	1
MOLECULAR STAT LABORATORY			1	100%	1
LAKESIDE MEDICAL CENTER		1			1
BRUNSWICK HEALTH AND REHABILITATION CE		1			1
SPEARE MEMORIAL HOSPITAL			1	100%	1
GALESBURG COTTAGE HOSPITAL LABORATORY			1	100%	1
PIEDMONT NEWTON HOSPITAL		1			1
MARIANNA DIALYSIS CENTER			1	100%	1
HALIFAX HEALTH LAB			1	100%	1
NOVANT HEALTH GOHEALTH URGENT CARE			1	100%	1
BAYLOR SCOTT AND WHITE MEDICAL CENTER -CENTENTENNIAL			1	100%	1
FAMILY PHYSICIANS OF WINTER PARK, INC			1	100%	1
MIDWEST COVENANT HOME, INC		1			1
OCCUPATIONAL HEALTH CENTER		1			1
SHANDSCAIR FLIGHT PROGRAM			1	100%	1
Hawthorne House		1			1
HCA HOUSTON HEALTHCARE			1	100%	1
URGENT CARE OF KANSAS CITY			1	100%	1
CVS AZ69POCT PEORIA		1			1
WEST CARVER MEDICAL ASSOCIATES		1			1
SUNRISE CLINIC SANTA ROSA		1			1
Redwood Springs Healthcare			1	100%	1
SEPULVEDA OUTPATIENT AND NURSING HOME CARE			1	100%	1
WELLSTAR KENNESAW MEDICAL CENTER		1			1
METROWEST MEDICAL CENTER - FRAMINGHAM			1	100%	1
Kroger 410 - The Little Clinic Trinity		1			1
FELD ENTERTAINMENT			1	100%	1
UC TAMiami			1	100%	1
ManorCare Health Services/ York South		1			1
PM PEDIATRICS OF BAYSIDE PLLC - STATEN		1			1
BEAUMONT HOSPITAL, GROSE POINTE			1	100%	1
ADVANCED URGENT CARE PLLC		1			1
FAMILY MEDICAL CARE OF MOUNT DORA INC			1	100%	1
HEARTLAND KNOLLVIEW MI LLC		1			1
BAPTIST HOSPITAL FAMILY MEDICINE &			1	100%	1
ARTIS SENIOR LIVING OF DAVIE, LLC		1			1

COVID-19: testing by laboratory

Data through May 26, 2021 verified as of May 27, 2021 at 09:25 AM

Data in this report are provisional and subject to change.

The numbers in the table below represent the number of Florida and non-Florida residents for whom test results were received by the Department of Health. A person can be tested by more than one laboratory and can have both positive and negative results. **Therefore, the sum of the numbers in each column will be larger than the total number of people tested.**

Reporting lab	Inconclusive	Negative	Positive	Percent positive	Total
BIOMAT ORLANDO		1			1
ACCESS MEDICAL GROUP OF TAMPA INC			1	100%	1
COVENANT HEALTH		1			1
SAN LUIS WALK IN CLINIC, INC			1	100%	1
TRUMAN MEDICAL CENTER - HOSPITAL HILL			1	100%	1
ALPHA CLINICAL LABORATORY CORP.			1	100%	1
MEDICAL PARK FAMILY CARE, INC		1			1
MISSION HOSPITAL - MEMORIAL CAMPUS			1	100%	1
Mercy Manor Transition Center			1	100%	1
ACCESS TOTAL CARE - PORTLAND			1	100%	1
NEIGHBORX PHARMACY		1			1
COMMUNITY HOSPITALS INDIANAPOLIS			1	100%	1
FRANKLIN CBOC			1	100%	1
EVERGREEN NURSING HOME		1			1
Florence Home		1			1
SIGNATURE CARE MEMORIAL CITY			1	100%	1
VA Tennessee Valley HCS-Nashville Campus			1	100%	1
CONCORDIA MANOR			1	100%	1
HEALTHALLIANCE HOSPITAL LABORATORY		1			1
FAMILY MEDICAL CENTER		1			1
CARENOW URGENT CARE - ANTIOCH		1			1
EASTSIDE URGENT CARE			1	100%	1
SUREPOINT URGENT CARE PADRE ISLAND			1	100%	1
WASHINGTON CENTER FOR REHABILITATION A		1			1
WALGREENS_CHICAGO		1			1
Scepter Rehab and Health care		1			1
DODGE COUNTY HOSPITAL LABORATORY		1			1
LEHIGH PULMONARY ASSOCIATES			1	100%	1
PATHOLOGY		1			1
NATIONS TOBIN RECREATION CENTER			1	100%	1
Montgomery Place		1			1
CENTRAL ALABAMA HEALTH CARE SYSTEM			1	100%	1
BUENA VENTURA LAKES DIALYSIS			1	100%	1
PORTSMOUTH REG. HOSPITAL			1	100%	1
GOOD SAMARITAN SOCIETY - DE SMET		1			1
Eden Meadows		1			1
ST. MARY MEDICAL CENTER		1			1
Ohman Family Living at Holly Assisted Living		1			1
Kroger 465 - The Little Clinic Oakley		1			1
AMERICAN MEDICAL RESPONSE - FARMER BRA		1			1
NORTON HOSPITAL			1	100%	1
DSI LABORATORIES-NAPLES-7TH			1	100%	1
Kroger 433 - The Little Clinic Atoka		1			1
PEDIATRIC ASSOCIATES OF ORLANDO			1	100%	1
Piedmont Crossing		1			1
PRIORITY TOXICOLOGY LABORATORIES			1	100%	1

COVID-19: testing by laboratory

Data through May 26, 2021 verified as of May 27, 2021 at 09:25 AM

Data in this report are provisional and subject to change.

The numbers in the table below represent the number of Florida and non-Florida residents for whom test results were received by the Department of Health. A person can be tested by more than one laboratory and can have both positive and negative results. **Therefore, the sum of the numbers in each column will be larger than the total number of people tested.**

Reporting lab	Inconclusive	Negative	Positive	Percent positive	Total
ASUNCION HOME HEALTH CARE CORP			1	100%	1
THE READING HOSPITAL AND MEDICAL CENTER			1	100%	1
ARNOLD PALMER HOSPITAL LAB POCT		1			1
BASCOM PALMER-MICRO LAB			1	100%	1
NULL			1	100%	1
GOOD SHEPHERD HEALTH SYSTEM			1	100%	1
VIRGINIA CVS PHARMACY, LLC DBA CVS/PHARMACY #1884		1			1
ORMC-ARDEN/EOI			1	100%	1
MAIN LAB			1	100%	1
LAKE URGENT CARE			1	100%	1
ALL PEDIATRIC CARE PA			1	100%	1
CARDIOLOGY AND FITNESS MEDICINE		1			1
SKY RIDGE MEDICAL CENTER - MICRO			1	100%	1
MOUNT SINAI MEDICAL CENTER OF FLORIDA INC			1	100%	1
Kroger 629 - The Little Clinic Cartersville, GA Hwy 41		1			1
Newton Wellesley Center for Alzheimer's Care		1			1
SHAMRA MEDICAL LABORATORY			1	100%	1
PASTEUR MEDICAL CENTER LLC		1			1
Metairie Healthcare Center			1	100%	1
Mission Arch Center		1			1
TRAVIS LEE THOMPSON MD			1	100%	1
DAYTON CHILDRENS HOSPITAL LAB			1	100%	1
PARK AVENUE DERMATOLOGY NORTH			1	100%	1
BAXTER REGIONAL MEDICAL CENTER			1	100%	1
FRITZINGERTOWN SENIOR LIVING		1			1
FORT LOUDOUN PRIMARY CARE		1			1
MEMORIAL PHYSICIANS LABORATORY			1	100%	1
HEBER VALLEY MEDICAL CENTER			1	100%	1
HONU	1				1
IVY CREEK HEALTHCARE & WELLNESS CENTRE			1	100%	1
TWIN			1	100%	1
SAINT AGNES MEDICAL CENTER			1	100%	1
CAREATC - WISCONSIN PIPE-FITTERS			1	100%	1
GREYSTONE HOME HEALTH OF GREATER ORLANDO LLC		1			1
XPRESCHECK IAD (DULLES)			1	100%	1
SCRIPTS PLUS INC DBA THE MEDICINE SHOP		1			1
WELLMED AT BAY AREA		1			1
WESLEY LONG HOSPITAL			1	100%	1
CASS LAKE PHS INDIAN HOSPITAL		1			1
NORTHSIDE FAMILY MEDICINE		1			1
COMMUNITY MEDICAL CARE			1	100%	1
Medilodge of Mt. Pleasant		1			1
Carington Park			1	100%	1
PREMIER FAMILY AND SPORTS MEDICINE LLC			1	100%	1
PATIENT FIRST - VOORHEES		1			1
Sharon Care Center			1	100%	1

COVID-19: testing by laboratory

Data through May 26, 2021 verified as of May 27, 2021 at 09:25 AM

Data in this report are provisional and subject to change.

The numbers in the table below represent the number of Florida and non-Florida residents for whom test results were received by the Department of Health. A person can be tested by more than one laboratory and can have both positive and negative results. **Therefore, the sum of the numbers in each column will be larger than the total number of people tested.**

Reporting lab	Inconclusive	Negative	Positive	Percent positive	Total
BONNER GENERAL HOSPITAL		1			1
SKYRIDGE CLINICAL ASSOCIATES		1			1
ABBOTT VASCULAR OCCUPATIONAL HEALTH SE		1			1
FLORIDA MEDICAL CLINIC PA GI			1	100%	1
REGIONAL MED CTR BAYONET POINT			1	100%	1
JACKSBORO URGENT CARE			1	100%	1
LP ELIZABETHTON		1			1
BLAKE AT PENSACOLA OPERATION CO, LLC, THE			1	100%	1
SANTA ROSA PEDIATRICS			1	100%	1
UT HEALTH RIO GRANDE VALLEY SPECIALTY PEDIATRICS			1	100%	1
FAIRFAX COUNTY HEALTH DEPT LABORATORY			1	100%	1
INTERNAL MEDICINE GROUP OF CENTRAL FLORIDA			1	100%	1
HEALTHPARTNERS HUDSON CLINIC			1	100%	1
SENTARA AMBULATORY CARE CLINIC			1	100%	1
STONECREST MEDICAL CENTER		1			1
UABC			1	100%	1
Acts Manor House		1			1
VERITAS GENETICS, INC.			1	100%	1
LIFEGUARD AIR AMBULANCE			1	100%	1
MARYLAND DEPARTMENT OF HEALTH AND MENTAL HYGIENE-LABORATORIES			1	100%	1
SARASOTA MEMORIAL HEALTHCARE			1	100%	1
MEDICAL SPECIALISTS OF THE PALM BEACHES			1	100%	1
Plaza Healthcare			1	100%	1
ALVERNIA UNIVERSITY HEALTH AND WELLNESS CENTER		1			1
FIU HEALTH CARE CENTER			1	100%	1
MOREHOUSE SCHOOL OF MEDICINE		1			1
CONSULATE HEALTH CARE OF VERO BEACH			1	100%	1
PAUL C SCHWARTZ & MELVIN L WEIDMAN		1			1
MEDIPLUS CLINIC, INC			1	100%	1
VA ST LOUIS HEALTH CARE SYSTEM			1	100%	1
SIPERSTEIN DERMATOLOGY LLC			1	100%	1
SOUTHERN FAMILY HEALTH			1	100%	1
Trenton Health and Rehabilitation		1			1
DILELLA			1	100%	1
SUNCOAST RESEARCH GROUP LLC			1	100%	1
Lemont Nursing and Rehab Center			1	100%	1
ATMORE COMMUNITY HOSPITAL			1	100%	1
SOUTH FLORIDA EVALUATION AND TREATMENT		1			1
CURRY HLTH DIST DBA CURRY GENERAL HOSPITAL		1			1
HEALTHPLUS			1	100%	1
BAYFRONT HEAL WOUND CARE AND HYPERBARIC CENTER			1	100%	1
PEACHEALTH LABORATORIES		1			1
ARIZA WELLNESS CARE LLC			1	100%	1
PALM BREEZE DIALYSIS			1	100%	1
Sunnybrook Rehabilitation Center			1	100%	1
CAREHERE HUDSON BAY			1	100%	1

COVID-19: testing by laboratory

Data through May 26, 2021 verified as of May 27, 2021 at 09:25 AM

Data in this report are provisional and subject to change.

The numbers in the table below represent the number of Florida and non-Florida residents for whom test results were received by the Department of Health. A person can be tested by more than one laboratory and can have both positive and negative results. **Therefore, the sum of the numbers in each column will be larger than the total number of people tested.**

Reporting lab	Inconclusive	Negative	Positive	Percent positive	Total
EVERLYWELL DIAGNOSTICS			1	100%	1
BEVERLY ADVANCED PRACTICE NURSING		1			1
M.D. ANDERSON CANCER CENTER			1	100%	1
CCR MEDICAL CENTER, LLC			1	100%	1
Crowne Place Assisted Living		1			1
Sherwood Oaks Health Center			1	100%	1
VELOCITY URGENT CARE - CHIMNEY HILL			1	100%	1
KANA MEDICAL			1	100%	1
JP MORGAN CHASE HEALTH SERVICES			1	100%	1
SMART CHOICE PRIMARY AND URGENT CARE			1	100%	1
1ST MED DOTHAN			1	100%	1
WALGREENS WAYNE			1	100%	1
VA NCHCS - Mather Division		1			1
DOCTORS MEMORIAL HOSP HOME HEALTH CARE		1			1
Birmingham Nursing and Rehabilitation East LLC		1			1
AVERA HEART HOSPITAL OF SD			1	100%	1
MERCY – NORTH IOWA			1	100%	1
OMNI HEALTHCARE URGENT CARE			1	100%	1
OHIO VALLEY MANOR NURSING &		1			1
DAYTONA BEACH DIALYSIS			1	100%	1
UT HEALTH RIO GRANDE VALLEY PRIMARY CARE AT			1	100%	1
MISSOURI DEPT. OF HEALTH			1	100%	1
MEMORIALCARE LONG BEACH MEDICAL CENTER			1	100%	1
HEBER VALLEY HOSPITAL			1	100%	1
SWIFTCARE URGENT CARE, PLLC			1	100%	1
CROWNPOINT HEALTHCARE FACILITY		1			1
ELKHART GENERAL HOSPITAL			1	100%	1
BISHOP KEARNEY		1			1
WEST PARK HOSPITAL PEDIATRICS			1	100%	1
MT CARMEL NURSING HOME		1			1
ABINGTON MEMORIAL HOSPITAL			1	100%	1
DOCTORS CARE – GREER		1			1
Walgreens #12271		1			1
ELDERWOOD AT WAVERLY		1			1
NATION'S BEST CARE HOME HEALTH			1	100%	1
FAMILY MEDICAL CENTRE			1	100%	1
Aspire Physical Recovery Center at Cahaba River		1			1
WELLMED AT LONGWOOD			1	100%	1
AURORA HEALTH CARE METRO INC			1	100%	1
HENRY FORD HOSPITAL			1	100%	1
MISSION HOSPITAL			1	100%	1
MEDSTAT WARSAW			1	100%	1
MERITER LABORATORIES			1	100%	1
DOCTORS CHOICE HOME CARE INC			1	100%	1
MEDICAL CENTER			1	100%	1
MT SINA1 HOSPICE			1	100%	1

COVID-19: testing by laboratory

Data through May 26, 2021 verified as of May 27, 2021 at 09:25 AM

Data in this report are provisional and subject to change.

The numbers in the table below represent the number of Florida and non-Florida residents for whom test results were received by the Department of Health. A person can be tested by more than one laboratory and can have both positive and negative results. **Therefore, the sum of the numbers in each column will be larger than the total number of people tested.**

Reporting lab	Inconclusive	Negative	Positive	Percent positive	Total
BAYMEADOWS PEDIATRIC CARE		1			1
Kroger 419 - The Little Clinic Farmington/Exeter		1			1
ANCHOR DIRECT PRIMARY CARE LLC		1			1
LAURELS OF NORWORTH		1			1
TREASURE COAST COMMUNITY HEALTH INC			1	100%	1
COMMUNITY HOSPITAL SOUTH			1	100%	1
WALGREENS #12322		1			1
Birmingham Nursing & Rehab Center		1			1
WELLSTREET BUCKHEAD NORTH		1			1
Kroger 805 - The Little Clinic Lewis Center		1			1
NORTHWESTERN UNIVERSITY HEALTH SERVICE			1	100%	1
CARE ATC INC			1	100%	1
Manor Care Health Care Services - Williamsport North		1			1
Encompass Health Littleton		1			1
AUTUMN CARE OF STATESVILLE, LLC		1			1
WOOD COUNTY HEALTH DEPARTMENT			1	100%	1
Kroger 531 - The Little Clinic Waterville		1			1
HOLYCROSS URGENT CARE AND IMAGING CENTER		1			1
BETHESDA HEALTH PHYSICIANS GROUP		1			1
INTERMOUNTAIN CANYONS CLINIC			1	100%	1
PEDIATRIC URGENT CARE CENTR OF FORT WORTH-LA GRAN			1	100%	1
YAKIMA VALLEY FAMILY CLINIC			1	100%	1
ASSOCIATES MD MEDICAL GROUP INC			1	100%	1
FAIRFIELD MEDICAL CENTER			1	100%	1
Harry S. Truman Memorial Veterans Hospital		1			1
ST JOHNS MEDICAL CENTER		1			1
COVID CLINIC, INC			1	100%	1
UNIVERSITY OF SOUTH FLORIDA			1	100%	1
ManorCare Yeadon		1			1
MEDLABS OF FLORIDA LLC D/B/A MEDLABS DIAGNOSTICS		1			1
SWEDISH EDMONDS LABORATORY			1	100%	1
COLLIER BLVD HMA PHYSICIANS MANAGEMENT LLC			1	100%	1
SIGNATURE CARE COLLEGE STATION			1	100%	1
Elmbrook Home		1			1
PREMISEHEALTH		1			1
NC STATE LAB OF PUBLIC HEALTH			1	100%	1
MCG HOSPITALS AND CLINICS			1	100%	1
PREMIER HEALTH CARE INC			1	100%	1
BROWNSVILLE ADULT AND PEDIATRIC CLINIC			1	100%	1
SSC NASHVILLE OPERATING CO LLC D/B/A		1			1
AUSTIN URGENT CARE			1	100%	1
CHILDREN'S MEMORIAL HOSPITAL			1	100%	1
HAVASU REGIONAL MEDICAL CENTER			1	100%	1
QUEST INC			1	100%	1
GEORGE WASHINGTON UNIVERSITY HOSPITAL			1	100%	1
BETHESDA ON TURKEY CREEK			1	100%	1

COVID-19: testing by laboratory

Data through May 26, 2021 verified as of May 27, 2021 at 09:25 AM

Data in this report are provisional and subject to change.

The numbers in the table below represent the number of Florida and non-Florida residents for whom test results were received by the Department of Health. A person can be tested by more than one laboratory and can have both positive and negative results. **Therefore, the sum of the numbers in each column will be larger than the total number of people tested.**

Reporting lab	Inconclusive	Negative	Positive	Percent positive	Total
EDWARD HOSPITAL			1	100%	1
CARESPOT - MIAMI GARDENS			1	100%	1
PARKVIEW REGIONAL MEDICAL CENTER			1	100%	1
MEDEXPRESS URGENT CARE - PATRICK STREE			1	100%	1
PERFECT HEALTH URGENT CARE AND MEDICAL		1			1
BRUSHY CREEK FAMILY HOSPITAL			1	100%	1
VIVEX/UMTB BIOMEDICAL			1	100%	1
UNITED HEALTHCARE			1	100%	1
HEALTHCARE ASSOCIATES OF IRVING, LLP			1	100%	1
APOLLO ADVANCED HOME HEALTH CORP			1	100%	1
GTC OPCO, LLC		1			1
RESTORE MEDICAL PARTNERS PLLC			1	100%	1
Kroger 682 - The Little Clinic New Holland Market			1	100%	1
FAIRLAWN OPCO LLC DBA ARBORS AT FAIRLAWN		1			1
OPTUM MEDICAL CLINIC IN ROCKRIMMON			1	100%	1
SEARHC HAINES MEDICAL CLINIC		1			1
SHARP CHULA VISTA MEDICAL CENTER			1	100%	1
MODMD, A PROFESSIONAL CORPORATION		1			1
NEXTCARE POWER			1	100%	1
CVS HEALTH FL403109POCT			1	100%	1
WATERMAN VILLAGE HOME CARE			1	100%	1
UNC HOSPITALS			1	100%	1
2504-HOMEWOOD		1			1
GOOD SAMARITAN HOSPITAL LAB			1	100%	1
Salem Hills Rehabilitation and Nursing Center		1			1
CENTRAL CAROLINA HOSPITAL			1	100%	1
LAURELS OF ATHENS, THE		1			1
WEST COAST CLINICAL LABS INC			1	100%	1
Kroger 83 - The Little Clinic Rock Road		1			1
AUGUSTA HEALTH CLINICAL LABORATORY			1	100%	1
Avera Sr. James Care Center		1			1
HOUSTON DEPARTMENT OF HEALTH AND HUMAN SERVICES			1	100%	1
FRESENIUS KIDNEY CARE OCALA			1	100%	1
NAVARRO MEDICAL CENTERS LLC			1	100%	1
LABTECH DIAGNOSTICS			1	100%	1
NORTHCREST PHYSICIAN SERVICES INC		1			1
PM PEDIATRICS OF VIRGINIA			1	100%	1
HHCS PHARMACY INC			1	100%	1
PROVIDENCE ST. PATRICK HOSPITAL			1	100%	1
Eddy Memorial Geriatric Center		1			1
MARION GENERAL HOSPITAL			1	100%	1
ELEMENTS PHARMACY			1	100%	1
LIFECARE MEDICAL CENTER			1	100%	1
Trucare Living Centers - Columbus		1			1
Sarah A. Todd Memorial Home		1			1
MALUHIA		1			1

COVID-19: testing by laboratory

Data through May 26, 2021 verified as of May 27, 2021 at 09:25 AM

Data in this report are provisional and subject to change.

The numbers in the table below represent the number of Florida and non-Florida residents for whom test results were received by the Department of Health. A person can be tested by more than one laboratory and can have both positive and negative results. **Therefore, the sum of the numbers in each column will be larger than the total number of people tested.**

Reporting lab	Inconclusive	Negative	Positive	Percent positive	Total
Regency Square			1	100%	1
St. Anne Home		1			1
Lopatcong Center		1			1
PUBLIX PHARMACY #1122		1			1
MEDCARE-GARNERS FERRY			1	100%	1
ENCOMPASS HEALTH REHAB HOSP NEW ENGLAND		1			1
CREATIVE PHARMACY SOLUTIONS EAST LLC		1			1
COLER REHABILITATION AND NURSING CARE		1			1
HARBOR HOSPITAL			1	100%	1
ACCESS TOTAL CARE			1	100%	1
SUMMERLIN MEDICAL CENTRE			1	100%	1
SPECIALTY MOLECULAR - DENVER			1	100%	1
CLERMONT HEALTH DEPARTMENT			1	100%	1
CLINICAL PATHOLOGY LABORATORIES SOUTHEAST INC			1	100%	1
USA Healthcare LTC, LLC - Folsom Center for Rehabilitation & Healthca		1			1
FIRST CARE OF GAINESVILLE			1	100%	1
THE LITTLE CLINIC LLC			1	100%	1
Kroger 929 - The Little Clinic Corryville		1			1
APOLLOMDX LLC			1	100%	1
PEDRO L ORTEGA MD PA			1	100%	1
BAYOU URGENT CARE			1	100%	1
ARGENTINE CARE CENTER		1			1
SAINT BARNABAS MEDICAL CENTER		1			1
PALM BEACH DIABETES AND ENDOCRINE SPECIALISTS, PA			1	100%	1
UW MEDICINE MS CENTER			1	100%	1
Perham Living			1	100%	1
MEDSTAR FAMILY CARE		1			1
BAM INC		1			1
Kroger 390 - The Little Clinic North College Hill		1			1
WALGREENS #04470		1			1
TUNIS STREET GROUP HOME		1			1
WALGREENS #07492			1	100%	1
Brown Nursing Home		1			1
HEALTHFORCE PARTNERS INC			1	100%	1
PRIME HEALTHCARE SERVICES		1			1
ASSURANCE HEALTHCARE AND COUNSELING CENTER		1			1
Le Roy Village Green		1			1
WAUCONDA CARE		1			1
PALM SPRINGS GENERAL HOSPITAL			1	100%	1
Erie VAMC		1			1
El Paso Health Care Center			1	100%	1
PUTNAM CO HOSPITAL-D/B/A ASBURY TOWERS		1			1
OPTI MED PHARMACY		1			1
ST MARY'S OF SAGINAW		1			1
SHANNON CLARK OD, PA			1	100%	1
ATRIA TAMARAC			1	100%	1

COVID-19: testing by laboratory

Data through May 26, 2021 verified as of May 27, 2021 at 09:25 AM

Data in this report are provisional and subject to change.

The numbers in the table below represent the number of Florida and non-Florida residents for whom test results were received by the Department of Health. A person can be tested by more than one laboratory and can have both positive and negative results. **Therefore, the sum of the numbers in each column will be larger than the total number of people tested.**

Reporting lab	Inconclusive	Negative	Positive	Percent positive	Total
ST LUKES HOSPITAL LAB			1	100%	1
LIFE CARE CENTER OF GWINNETT		1			1
FAIRHAVEN		1			1
CARRINGTON, LLC D/B/A THE CARRINGTON		1			1
WELLSNOW URGENT CARE-OSWEGO			1	100%	1
EXCEPTIONAL EMERGENCY CENTER			1	100%	1
UNIVERSITY OF FLORIDA			1	100%	1
ULTIMATE ANALYSIS LABORATORY			1	100%	1
VISTA DEL SOL MED ASSOC		1			1
Bivins Pointe			1	100%	1
FAWCETT MEMORIAL HOSPITAL NURSING			1	100%	1
CVS OH5458POCT GROVE CITY		1			1
OPTIMAL MEDICINE INC		1			1
MED FIRST IMMEDIATE CARE AND FAMILY PRACTICE			1	100%	1
TOTAL MD			1	100%	1
SC-GA2018 MCCORMICK REHAB & HEALTHCARE		1			1
Ash Flat Healthcare and Rehabilitation Center			1	100%	1
AML DIAGNOSTICS- ADV TESTING IN METABOLIC MEDICINE			1	100%	1
TOMAH HEALTH			1	100%	1
MADISON AT OVIEDO			1	100%	1
ST. JOSEPH MEDICAL CENTER			1	100%	1
Portsmouth Health and Rehab			1	100%	1
LABORATORY SERVICES SGHS - CAMDEN		1			1
CENTENNIAL HILLS HOSPITAL MEDICAL CENTER LABORATORY			1	100%	1
Kroger 519 - The Little Clinic Staples Mill Road		1			1
MEDLAB2020, INC			1	100%	1
BROOKSVILLE REGIONAL HOSP PATIENT CARE SERVICES			1	100%	1
OAKVIEW INC		1			1
Kroger 541 - The Little Clinic Long Hollow Pike		1			1
Brattleboro Crossings LLC dba Pine Heights at Brattleboro		1			1
ICARE		1			1
JUPITER MEDICAL CENTER INC			1	100%	1
CVS TX7286POCT HOUSTON			1	100%	1
BLOOMINGDALE MEDICAL ASSOC			1	100%	1
MIDDLE CREEK MEDICAL CENTER		1			1
SLIDELL MEMORIAL HOSPITAL			1	100%	1
The Carrington		1			1
COUPEVILLE SCHOOL DISTRICT #204		1			1
UT HEALTH RGV CLINICAL LABORATORY			1	100%	1
RIVERSIDE SHORE MEMORIAL HOSPITAL			1	100%	1
Walgreens #9620		1			1
GIBSON AREA PRIMARY CARE			1	100%	1
KROGER 785 - THE LITTLE CLINIC DIXIE HWY		1			1
St. Ann Rehabilitation and Nursing Center		1			1
PEDIATRIC PARTNERS			1	100%	1
Diversicare of Smyrna		1			1

COVID-19: testing by laboratory

Data through May 26, 2021 verified as of May 27, 2021 at 09:25 AM

Data in this report are provisional and subject to change.

The numbers in the table below represent the number of Florida and non-Florida residents for whom test results were received by the Department of Health. A person can be tested by more than one laboratory and can have both positive and negative results. **Therefore, the sum of the numbers in each column will be larger than the total number of people tested.**

Reporting lab	Inconclusive	Negative	Positive	Percent positive	Total
LAKE REGIONAL HEALTH			1	100%	1
Hearthstone Nursing and Rehabilitation Center		1			1
PROVIDENCE ST PETER HOSPITAL		1			1
Walgreens #11724		1			1
KATHY L ANDERSON DO PA			1	100%	1
AMERITECH COLLEGE OF HEALTHCARE			1	100%	1
CONNECTICUT CVS PAHRMACY, LLC		1			1
URGENT CARE NORTHWEST		1			1
SOUTHERN NEVADA HEALTH DISTRICT LABORATORY SYSTEM			1	100%	1
Jewish Senior Services		1			1
HEART 2 HEART FAMILY PRACTICE			1	100%	1
WALGREEN#12147		1			1
1ST CALL PRIMARY CARE LLC			1	100%	1
COMMONWEALTH OF VIRGINIA DIVISION OF CONSOLIDATED LABORATORY SERVICES			1	100%	1
SS VASCULAR			1	100%	1
Alaska Domiciliary Care for Homeless Veterans		1			1
DW MCMILLAN MEMORIAL HOSPITAL LABORATORY			1	100%	1
NORTHEAST REGIONAL MEDICAL CENTER			1	100%	1
EASTSIDE MEDICAL CLINIC		1			1
PHYSICIANS PRIMARY CARE LEHIGH PEDS			1	100%	1
CVS AZ3264POCT PHOENIX			1	100%	1
CORDOVA FAMILY PRACTICE			1	100%	1
EDGAR PRICE FAMILY & CHILDREN HEALTHCARE CENTER			1	100%	1
Walgreens #11854			1	100%	1
UF HEALTH THE VILLAGES			1	100%	1
ABBOTT LABORATORIES ROSS PRODUCTS			1	100%	1
O'CONNELL HEALTH CENTER AT ST JOHNS			1	100%	1
AdventHealth Care Center Zephyrhills North			1	100%	1
AFTER HOURS CLINIC			1	100%	1
TANNER CLINIC			1	100%	1
Iosco County Medical Care Facility		1			1
Eger Health Care and Rehabilitation Center		1			1
SELF REGIONAL HEALTHCARE			1	100%	1
SPELMAN COLLEGE DEPT OF HEALTH SERVICE		1			1
MED SCREEN LABORATORIES		1			1
Integrity Healthcare of Carbondale			1	100%	1
VIP FAMILY PRACTICE			1	100%	1
INDIANA STATE DEPARTMENT OF HEALTH CLINIC MICROBIOLOGY		1			1
Quince Nursing and Rehabilitation Center		1			1
ST FRANCIS HOSPITAL LABORATORY		1			1
C A R E S		1			1
STAMFORD HOSPITAL			1	100%	1
SOUTH SEMINOLE HOSPITAL POCT			1	100%	1
BAPTIST ASI			1	100%	1
Kingston Care Center of Perrysburg		1			1
FAIRVIEW HOSPITAL			1	100%	1

COVID-19: testing by laboratory

Data through May 26, 2021 verified as of May 27, 2021 at 09:25 AM

Data in this report are provisional and subject to change.

The numbers in the table below represent the number of Florida and non-Florida residents for whom test results were received by the Department of Health. A person can be tested by more than one laboratory and can have both positive and negative results. **Therefore, the sum of the numbers in each column will be larger than the total number of people tested.**

Reporting lab	Inconclusive	Negative	Positive	Percent positive	Total
Walgreens #17445		1			1
WEST FLORIDA HOSPITAL LABORATORY			1	100%	1
WRIGHT PATTERSON AFB MEDICAL CENTER			1	100%	1
SUMMER PLACE NURSING & REHABILITATION		1			1
White River Health Care Center		1			1
Senatobia Healthcare & Rehab		1			1
NORDX			1	100%	1
Kroger 699 - The Little Clinic Smyrna		1			1
COLE DIAGNOSTICS - BOISE		1			1
GENESEE COUNTY HEALTH DEPARTMENT		1			1
PARK AVENUE MEDICAL PROFESSIONALS PC		1			1
REELFOOT FAMILY WALK-IN CLINIC		1			1
FAMILY & INTERNAL MEDICINE CENTER		1			1
BALLAD HEALTH MEDICAL ASSOCIATES URGENT CARE			1	100%	1
KISSIMMEE HOME TRAINING		1			1
PASTEUR MEDICAL HIALEAH GARDEN LLC			1	100%	1
MINNESOTA HERITAGE HOUSE		1			1
SPARTA HEALTH & REHAB		1			1
SIGNATURE HEALTHCARE OF BUCKHEAD		1			1
DUKE UNIVERSITY MEDICAL CENTER			1	100%	1
LOPEZ		1			1
LEESBURG REGIONAL MEDICAL CENTER AMBULATORY SC			1	100%	1
STOPWATCH URGENT CARE			1	100%	1
INDIAN RIVER CLINICAL LABORATORY, INC.		1			1
FHPG INTERNAL MEDICINE OF BRANDON			1	100%	1
HEALTH PLUS SUNRISE MEDICAL OFFICE			1	100%	1
UHS BINGHAMTON GENERAL			1	100%	1
LABORATORIO MEDICO CENTRAL CONDOMINO MD			1	100%	1
NEW HANOVER REGIONAL MEDICAL CENTER			1	100%	1
ADVENTHEALTH MEDICAL GROUP FAMILY			1	100%	1
Kroger 395 - The Little Clinic Blanchester		1			1
WVU MEDICINE - WESTON			1	100%	1
CONCIERGE INTERNAL MEDICINE ASSOCIATES			1	100%	1
LAKE VISTA DIALYSIS			1	100%	1
LOVELACE WOMEN'S HOSPITAL		1			1
SOUTHERN WINDS			1	100%	1
MARQUETTE GENERAL HOSPITAL			1	100%	1
KEYS PEDIATRICS PLLC			1	100%	1
HEART HOSPITAL OF LAFAYETTE: EMERGENCY ROOM			1	100%	1
JOSEPH REINA PHARMACY INC DBA JRX PHAR		1			1
Kroger 49 - The Little Clinic Wichita - 21st St.			1	100%	1
VELOCITY CARE URGENT CARE BY CARILION CLINIC			1	100%	1
ADVENTHEALTH MEDICAL GROUP CARDIOLOGY			1	100%	1
HARRIS COUNTY PUBLIC HEALTH SERVICES			1	100%	1
COUNTRYSIDE PEDIATRIC CARE PA			1	100%	1
Ernest Childers Outpatient Clinic		1			1

COVID-19: testing by laboratory

Data through May 26, 2021 verified as of May 27, 2021 at 09:25 AM

Data in this report are provisional and subject to change.

The numbers in the table below represent the number of Florida and non-Florida residents for whom test results were received by the Department of Health. A person can be tested by more than one laboratory and can have both positive and negative results. **Therefore, the sum of the numbers in each column will be larger than the total number of people tested.**

Reporting lab	Inconclusive	Negative	Positive	Percent positive	Total
SANTA MONICA FERTILITY			1	100%	1
FOUNDCARE HEALTH			1	100%	1
MANCHESTER COMMONS		1			1
CHRISTUS GOOD SHEPHERD MEDICAL CENTER			1	100%	1
ST. LUKE'S HOSPITAL			1	100%	1
TAMPA GENERAL MEDICAL GROUP LABORATORY HEALTHPARK			1	100%	1
EMBASSY LAKES ARTIFICIAL KIDNEY CENTER			1	100%	1
MIL LAKE HEALTHCARE CENTER INC PEDIATRICS			1	100%	1
CORPUS CHRISTI MEDICAL CENTER			1	100%	1
The Jordan Center		1			1
LABTEST LLC LABTEST DIAGNOSTICS			1	100%	1
NORTH PALM BEACH DIALYSIS CENTER			1	100%	1
WATERS EDGE ELEMENTARY SCHOOL			1	100%	1
Long Beach Care Center			1	100%	1
PEDIATRIC ASSOCIATES - MIAMI LAKES		1			1
GINKGO BIOWORKS INC (CONCENTRIC)		1			1
ABBOTT LABORATORIES - OCCUPATIONAL HEALTH SERVICES			1	100%	1
RED HOOK FAMILY PRACTICE		1			1
EUGENE T FINAN, MD			1	100%	1
APS-SUMMIT CARE PHARMACY, LLC DBA OMNICARE		1			1
FASTMED-MILL AVENUE			1	100%	1
MEDCOR INC			1	100%	1
ADVENTHEALTH MEDICAL GROUP INTERNAL MEDICINE AT MILLS			1	100%	1
Charlie Norwood VAMC		1			1
WMC HEALTH GROUP OF KISSIMMEE LLC			1	100%	1
ASCENSION ST VINCENT'S - WESTSIDE			1	100%	1
RECOVERY BAY, LLC			1	100%	1
DEACONESS URGENT CARE CENTER			1	100%	1
MOUNT EDGECUMBE HOSPITAL SEARHC		1			1
BAPTIST HEALTH EXPRESS CARE			1	100%	1
SMC MEDICAL CENTER, INC			1	100%	1
ST. ELIZABETH HEALTHCARE - FLORENCE HOSPITAL			1	100%	1
BRITTNEY WHELIHAN IRWIN ARNP LLC			1	100%	1
INTEGRIS SEMINOLE EMERGENCY DEPT			1	100%	1
Total	109,436	20,944,787	3,003,877	12%	24,058,100